



# WISCONSIN BASKETBALL

26 NCAA TOURNAMENT APPEARANCES ■ 4 FINAL FOURS ■ 23 BIG TEN CHAMPIONSHIPS ■ 22 CONSENSUS ALL-AMERICANS

## WISCONSIN BADGERS

5-1, 0-0 BIG TEN



**Rankings (AP/Coaches):** RV/RV  
**Head Coach:** Greg Gard  
**Record at Wisconsin:** 149-79 (8th Season)  
**Overall Record:** 149-79 (8th Season)

VS.

## WAKE FOREST DEMON DEACONS

6-1, 0-0 ACC



**Rankings (AP/Coaches):** --/--  
**Head Coach:** Steve Forbes  
**Record at Wake Forest:** 37-27 (3rd Season)  
**Overall Record:** 297-104 (13th Season)

TUESDAY, NOV. 29 ■ 8:00 P.M. (CT) ■ MADISON, WIS. ■ KOHL CENTER ■ ESPNU

### BADGERS HOST WAKE FOREST IN ACC/BIG TEN CHALLENGE

- Wisconsin welcomes Wake Forest to the Kohl Center on Tuesday for the ACC/B1G Challenge. Tip is set for 8 p.m. CT on ESPNU.
- Up next, the Badgers renew the I-94 rivalry when they travel to Marquette on Dec. 3. UW owns a 69-59 edge in the all-time series, including an 89-76 win last season.



**2022 Battle 4 Atlantis All-Tournament Team selection Tyler Wahl is doing it all for the Badgers this season, leading the team in points (14.0), rebounds (7.7) and steals (1.5).**

### FAST BREAK FACTS

- Wisconsin returns home after taking third place in the Battle 4 Atlantis, earning a pair of wins over Dayton and USC and a one-point overtime loss to No. 3 Kansas (more on page 3).
- The Badgers have always put together a challenging non-conference schedule and this season is no different, as they will face KenPom Top-100 teams in 6 of its first 8 games. UW is already 3-1 against such teams.
- Wisconsin is 12-11 all-time in the ACC/Big Ten Challenge, including a 70-66 win last season at Georgia Tech. The Badgers have won each of their last 3 homes games in the Challenge.
  - UW is 1 of 4 Big Ten teams with a winning record in the Challenge (more on page 4).
- Head coach **Greg Gard** goes for career win number 150 on Tuesday, trying to become the 4th Wisconsin coach to reach that milestone joining Hall of Famers Walter Meanwell, Bud Foster and Bo Ryan (more on page 5).
  - The 2022 Big Ten Coach of the Year and Naismith National COY finalist, **Greg Gard** has led UW to 2 of the last 3 Big Ten championships and 5 of 6 NCAA tournaments during his tenure (more on page 5).
- Wisconsin ranks 10th in the NCAA allowing just 54.0 ppg. The Badgers rank 7th in the NCAA in 3FG defense (23.4%) and rank 26th in the nation in overall FG defense (37.0%).
- Versatile **Tyler Wahl** does it all for the Badgers. A Battle 4 Atlantis All-Tournament Team selection, Wahl leads the Badgers in points (14.0 ppg) and rebounds (7.7 rpg). He is also 3rd in assists and second in steals (more on page 6).
- Freshmen **Connor Essegian** burst onto the scene in the Bahamas, leading the Badgers averaging 14.0 ppg in the 3-game Battle 4 Atlantis. On the year, he is averaging 9.7 ppg and leads the Big Ten shooting 54.2% (13-24) from 3-point range.
- This year marks the 125th season of Wisconsin men's basketball and UW will be celebrating the history of one of the Big Ten's most successful programs all year long (more pg 6).
- Big Ten All-Freshman Team honoree **Chucky Hepburn** has started all 39 games of his UW career. He's averaging 9.7 ppg with a team-high 2.8 apg. His impressive 1.8 career assist-to-turnover ratio (94-51) would rank as one of the best in school history (more on page 6).
- Junior **Steven Crawl** has been a consistent presence for UW, averaging 8.5 ppg and ranking second on the team with 7.2 rpg. He is also 10th in the Big Ten with 1.3 blocks per game.
- Last season, the Badgers won the Big Ten despite shooting a conference-low 30.6% from 3-point range. So far this season, UW ranks 5th in the B1G shooting 34.8% from deep.
- Wisconsin ranks 12th in the NCAA averaging 9.5 turnovers per game. Last season, the Badgers led the nation with 8.7 TOs per game.
- Since the Kohl Center has opened in 1998, Wisconsin has enjoyed a record of 336-61 (.846), which ranks as the ninth-best home record in the country among active venues.

### WISCONSIN'S PROBABLE STARTERS

No.	Name	Pts.	Reb.	Ast.	Of Note
2	JORDAN DAVIS	6.7	4.5	0.7	Starter for first time in career; career-high 13 pts vs. Stanford
5	TYLER WAHL	14.0	7.7	1.5	Preseason All-Big Ten pick; 2023 Julius Erving Award Watch
11	MAX KLESMIT	6.0	3.2	1.0	Wofford transfer is shooting 46.7% (7-15) from 3-point range
22	STEVEN CRAWL	8.5	7.2	2.3	Team high 8 blocks; UW is 13-1 when he scores in dbl figs
23	CHUCKY HEPBURN	9.7	3.7	2.8	Preseason All-Big Ten; Career 1.8 Ast-TO ratio (94-51)

### 2022-23 SCHEDULE

Nov. 7 **SOUTH DAKOTA** W, 85-59

#### BREW CITY BATTLE (Milwaukee, Wis.)

Nov. 11 vs. Stanford W, 60-50

Nov. 15 **GREEN BAY** W, 56-45

#### BATTLE 4 ATLANTIS (Paradise Island, Bahamas)

Nov. 23 vs. Dayton W, 43-42

Nov. 24 vs. Kansas [3] L, 68-69 (ot)

Nov. 25 vs. USC W, 64-59

Nov. 29 **WAKE FOREST** ^ 8 PM

Dec. 3 at Marquette 3:30 PM

Dec. 6 **MARYLAND** 8 PM

Dec. 11 at Iowa 5:30 PM

Dec. 15 **LEHIGH** 6 PM

Dec. 23 **GRAMBLING STATE** 8 PM

Dec. 30 **WESTERN MICHIGAN** 7 PM

Jan. 3 **MINNESOTA** 8 PM

Jan. 7 at Illinois 1:30/2 PM

Jan. 10 **MICHIGAN STATE** 6 PM

Jan. 14 at Indiana NOON

Jan. 17 **PENN STATE** 7:30 PM

Jan. 21 at Northwestern 11 AM

Jan. 25 at Maryland 6 PM

Jan. 28 **ILLINOIS** 2 PM

Feb. 2 at Ohio State 6 PM

Feb. 5 **NORTHWESTERN** 5:30 PM

Feb. 8 at Penn State 7:30 PM

Feb. 11 at Nebraska 3 PM

Feb. 14 **MICHIGAN** 8 PM

Feb. 18 **RUTGERS** 11 AM

Feb. 22 **IOWA** 8 PM

Feb. 26 at Michigan 1 PM

March 2 **PURDUE** 8 PM

March 5 at Minnesota 6:30 PM

#### BIG TEN TOURNAMENT - Chicago, Ill.

Mar. 8-12 at United Center

#### NCAA TOURNAMENT

Mar. 16-19 Rounds 1-2

Mar. 23-26 Sweet 16 / Elite 8

April 1-3 Final Four / Championship  
Houston, Texas

All times listed Central Standard Time  
^ Big Ten/ACC Challenge  
Home games in **BOLD CAPS**

### FOLLOW THE #BADGERS

#### TV: ESPNU

App: ESPN App | Online: watchespn.com

■ Play-by-Play: Jay Alter

■ Analyst: Tim Welsh

#### RADIO: BADGER SPORTS NETWORK

App: iHeartRadio | Sirius Satellite: SiriusXM 383

■ Play-by-Play: Matt Lepay

■ Analyst: Mike Lucas

#### SOCIAL MEDIA: #ONWISCONSIN

■ Twitter: @BadgerMBB

■ TikTok: badger\_mbb

■ Instagram: badgermbb

■ Facebook: /WisconsinMensBasketball

■ YouTube: /WisconsinBadgers

**BASKETBALL COMMUNICATIONS****GENERAL INFORMATION**

- Address: 1440 Monroe Street, Madison, WI 53711
- Website: UWBadgers.com
- Press Box Phone: (608) 262-7766

**BRANDON HARRISON**  
 ASSISTANT DIRECTOR OF BRAND  
 COMMUNICATIONS (PRIMARY)

- Phone: (608) 279-8653
- Email: bah@athletics.wisc.edu
- Twitter: @BrandonHarrison


**PATRICK HERB**  
 DIRECTOR OF COMMUNICATIONS  
 AND BRAND STRATEGY (SECONDARY)

- Phone: (608) 957-2085
- Email: pah@athletics.wisc.edu
- Twitter: @PatrickHerb

**MEDIA RESOURCES****CREDENTIAL APPLICATIONS**

- www.sportssystem.com/Wisconsin

**BIG TEN MEDIA EMAIL LIST**

- office.bigten.org/media

**WISCONSIN BASKETBALL RECORD BOOK**

- go.wisc.edu/MBBRecordBook

**WIRELESS INTERNET ACCESS (KOHL CENTER)**

- BadgerWiFi (connect and register with email address)

**LIVE STATS - STATBROADCAST (KOHL CENTER)**

- Wisconsin.StatBroadcast.com (password: buckybadger)

**OFFICIAL SOCIAL MEDIA CHANNELS**

- Twitter: @BadgerMBB
- TikTok: @badger\_mbb
- Instagram: @badgermbb
- Facebook: /WisconsinMensBasketball
- YouTube: /WisconsinBadgers

**RADIO**

Radio Station: WIBA (1310 AM)

**Play-by-Play Announcer: Matt Lepay**


Address: P.O. Box 99  
Madison, WI 53701  
Phone: 608-274-5450

**Color Analyst: Mike Lucas**

Address: 1440 Monroe St.  
Madison, WI 53711  
Phone: 608-252-6474

**Credentials:** 2022-23 men's basketball credentials must be requested online: [www.sportssystem.com/Wisconsin](http://www.sportssystem.com/Wisconsin)


Contact Brandon Harrison with questions (608-279-8653). Approved credentials will be either mailed or made available at the Brand Communications Office or with the parking attendant (white vehicle) at the entrance to Lot 46 on Frances Street, one block north of the Kohl Center



**0 JAHCOBI NEATH**  
G, Sr., 6-4, 190  
Toronto, Ontario



**2 JORDAN DAVIS**  
G, Jr., 6-4, 200  
La Crosse, Wis.




**3 CONNOR ESSEGIAN**  
G, Fr., 6-4, 185  
Fort Wayne, Ind.



**4 KAMARI MCGEE**  
G, So., 6-0, 180  
Racine, Wis.



**5 TYLER WAHL**  
F, Sr., 6-9, 225  
Lakeville, Minn.




**10 ISAAC LINDSEY**  
G, So., 6-4, 185  
Mineral Point, Wis.



**11 MAX KLESMIT**  
G, Jr., 6-3, 200  
Neenah, Wis.



**12 LUKE HAERTLE**  
G, Fr., 6-3, 215  
Hartland, Wis.




**13 JUSTIN TAPHORN**  
G, Jr., 6-2, 215  
Pekin, Ill.



**14 CARTER GILMORE**  
F, Jr., 6-7, 225  
Hartland, Wis.



**15 ISAAC GARD**  
G, Fr., 6-2, 165  
Oregon, Wis.



**21 CHRIS HODGES**  
F, R-Fr., 6-9, 245  
Schaumburg, Ill.



**22 STEVEN CROWL**  
F, Jr., 7-0, 245  
Eagan, Minn.



**23 CHUCKY HEPBURN**  
G, So., 6-2, 205  
Omaha, Neb.



**30 ROSS CANDELINO**  
G, Fr., 6-5, 185  
Jacksonville, Fla.



**35 MARKUS ILVER**  
F, So., 6-8, 215  
Tallinn, Estonia



**GREG GARD**  
Head Coach  
8th season at UW



**JOE KRABBHOF**  
Associate Head Coach  
7th season at UW



**DEAN OLIVER**  
Assistant Coach  
6th season at UW



**SHARIF CHAMBLISS**  
Assistant Coach  
2nd season at UW

WISCONSIN BADGERS	POS	HT	WT	YR/ELIG	HOMETOWN (HS/LAST SCHOOL)	PRONUNCIATION
0 Jahcobi Neath*	G	6-4	190	Sr./Sr.	Toronto, Ontario (Wake Forest)	Juh-KOBE KNEE-th
2 Jordan Davis**	G	6-4	200	Jr./Jr.	La Crosse, Wis. (Central)	
3 Connor Essegian	G	6-4	185	Fr./Fr.	Fort Wayne, Ind. (Central Noble)	eh-SEE-gin
4 Kamari McGee	G	6-0	180	So./So.	Racine, Wis. (Racine St. Catherine's)	cuh-MAR-ee
5 Tyler Wahl***	F	6-9	225	Sr./Sr.	Lakeville, Minn. (North)	WALL
10 Isaac Lindsey*	G	6-4	185	Jr./So.	Mineral Point, Wis. (UNLV)	LIN-zee
11 Max Klesmit	G	6-3	200	Jr./Jr.	Neenah, Wis. (Neenah)	KLEZ-mitt
12 Luke Haertle	G	6-3	215	Fr./Fr.	Hartland, Wis. (Lake Country Lutheran)	(rhymes with hurdle)
13 Justin Taphorn**	G	6-5	215	Jr./Jr.	Pekin, Ill. (Pekin)	
14 Carter Gilmore**	F	6-7	225	Jr./Jr.	Hartland, Wis. (Arrowhead)	
15 Isaac Gard	G	6-2	165	So./Fr.	Oregon, Wis. (Oregon)	
21 Chris Hodges	F	6-9	245	So./Fr.	Schaumburg, Ill. (Schaumburg)	
22 Steven Crowl**	F	7-0	245	Jr./Jr.	Eagan, Minn. (Eastview)	(rhymes with growl)
23 Chucky Hepburn*	G	6-2	205	So./So.	Omaha, Neb. (Bellevue West)	
30 Ross Candelino	G	6-5	185	Fr./Fr.	Jacksonville, Fla. (Ponte Vedra)	
35 Markus Ilver*	F	6-8	215	So./So.	Tallinn, Estonia (Western Reserve Academy)	ILL-ver

## CHARTING THE BADGERS

## CAREER GAMES PLAYED

	Games	Starts	Cons. Starts
Tyler Wahl	100	59	21
Max Klesmit	56	39	6
(UW total)	6	6	6
Steven Crowl	51	39	39
Jordan Davis	47	6	6
Chucky Hepburn	39	39	39
Carter Gilmore	37	0	0
Kamari McGee	34	21	0
(UW total)	4	0	0
Jahcobi Neath	76	10	0
(UW total)	26	1	0
Markus Ilver	13	0	0
Isaac Lindsey	12	0	0
Justin Taphorn	11	0	0
Connor Essegian	6	0	0
Chris Hodges	4	0	0
Ross Candelino	1	0	0
Isaac Gard	1	0	0

## DOUBLE-DIGIT POINTS

	Career	'22-23	Cons.
Max Klesmit	34 (21-13)	2 (1-1)	0
(UW total)	2 (1-1)	2 (1-1)	0
Tyler Wahl	28 (22-6)	4 (3-1)	2
Kamari McGee	16 (2-14)	0 (0-0)	0
(UW total)	0 (0-0)	0 (0-0)	0
Chucky Hepburn	15 (14-1)	3 (3-0)	1
Steven Crowl	14 (13-1)	1 (1-0)	0
Connor Essegian	3 (2-1)	3 (2-1)	3
Jordan Davis	2 (2-0)	2 (2-0)	0

## 20-POINT SCORING GAMES

	Career	'22-23	Cons.
Max Klesmit	7 (4-3)	0 (0-0)	0
(UW total)	0 (0-0)	0 (0-0)	0
Tyler Wahl	4 (2-2)	1 (0-1)	1
Steven Crowl	2 (2-0)	0 (0-0)	0
Kamari McGee	5 (0-5)	0 (0-0)	0

## 30-POINT SCORING GAMES

	Career	'22-23	Cons.
No Active Players	--	-	-

## DOUBLE-DIGIT REBOUNDS

	Career	'22-23	Cons.
Tyler Wahl	9 (6-3)	2 (1-1)	1
Steven Crowl	2 (2-0)	1 (1-0)	0

## DOUBLE-DIGIT ASSISTS

	Career	'21-22	Cons.
No Active Players	--	--	--

## DOUBLE-DOUBLES

	Career	'22-23	Cons.
Tyler Wahl	6 (4-2)	2 (1-1)	0

## BATTLE 4 ATLANTIS REVIEW

■ Wisconsin took third place at the Battle 4 Atlantis last week, knocking off Dayton and USC and its only defeat coming by one point against No. 3 Kansas in overtime.

- UW is 7-2 all-time at the Battle 4 Atlantis, winning it in 2014 and taking second in 2018.

■ Wisconsin dominated the paint on the island, out-scoring the three teams, 76-58.

■ UW's opponents shot just 36.8% from the field during the tourney and only 30.4% (24-for-79) combined from behind the arc.

■ The Badgers owned a +20 turnover edge (44-24) in the Bahamas, averaging just 8.0 TOs per game and forcing 14.7 per game.

■ **Tyler Wahl** earned All-Tournament honors after averaging 13.3 ppg and 7.3 rpg. He also had 4 steals and went 10-12 at the FT line.

■ **Connor Essegian** burst onto the national radar scoring a team-high 42 points in the 3 games (14 ppg). The freshman guard was 9-for-17 (52.9%) from 3-point range and 7-for-7 at the FT line during the tournament. Essegian averaged 25:18 of playing time off the bench.

## WISCONSIN 43, DAYTON 42

■ UW held Dayton to its fewest points since a 68-34 loss to Cincinnati on Nov. 27, 2010. The Flyers shot just 30.3% and 4-27 (14.8%) from deep and turned it over 17 times.

■ The Badgers bench out-scored the starters, 24-19, led by a team-high 13 points from **Connor Essegian**.

## #3 KANSAS 69, WISCONSIN 68 (OT)

■ Kansas scored the game-tying 3FG with 12 seconds left in regulation and then the game-winning basket with 0.2 seconds left in OT.

■ UW erased a 15-point second-half deficit to take the lead and came back from another 8-point hole with 3:40 remaining to force OT.

■ The Badgers out-scored the Jayhawks 34-26 in the paint and had just 6 turnovers. UW held KU to 38.7% shooting and 7 fast break points.

■ **Tyler Wahl** posted a double-double with 23 points and 10 rebounds, scoring 19 points in the second half and overtime. Wahl scored 9 straight points in the final 3:30 of regulation to turn a 52-60 deficit into a 61-60 lead with 49 seconds left.

■ **Connor Essegian** set career highs with 17 points (3-7 3FG) and 5 rebounds.

## WISCONSIN 64, USC 59

■ The game featured 7 ties and 10 lead changes. The Badgers trailed, 57-54, with 5:30 left to play but would out-score the Trojans 10-2 to close the game. USC went 1-for-10 with a turnover in the final 5:30 of the game.

■ **Chucky Hepburn** led UW with 17 points (3-5 3FGs) and 4 assists. Hepburn scored 6 of UW's final 8 points including a steal and clinching lay-up with 11 seconds remaining.

■ **Tyler Wahl** tallied 14 points and 9 rebounds while **Connor Essegian** posted 12 points (4-6 3FGs) off the bench.

## HISTORY VS. WAKE FOREST

- Overall: WF leads, 3-0
- In Madison: WF leads, 1-0
- Gard vs. WF: first meeting



## ALL-TIME MEETINGS (WF leads 3-0)

Date	Result	Score	Location
11/30/99	L	48-67	Winston-Salem
12/4/02	L	80-90	Madison
11/29/05	L	88-91	Winston-Salem

## LAST MEETING

## WAKE FOREST 91, WISCONSIN 88

11/29/05 | LJVM Coliseum | Winston-Salem, N.C.

■ Justin Gray scored a career-high 37 points, including six free throws in the final 28 seconds, to lead No. 22 Wake Forest past Wisconsin 91-88 in the ACC/Big Ten Challenge.

■ UW trailed by 9 in the closing minutes, but cut the deficit to 89-88 on Kammron Taylor's 3-pointer with 5 seconds to go. Gray then made his final two free throws, and Taylor missed a long 3 at the buzzer that would have tied it.

■ Wake Forest went 26-for-29 at the FT line, including 8-for-8 in the final 28 seconds. UW was 17-for-24.

■ Despite suffering an injury to his nose late in the first half, Alando Tucker led UW with 27 points, including 23 in the second half.

■ Brian Butch posted a double-double with 19 points and 10 rebounds. Taylor scored 18 points, going 4-for-6 from 3-point range. Jason Chappell added 11 points.

■ Wake Forest got 17 points from Eric Williams and 13 from Kyle Visser.

## CHARTING THE BADGERS

## LED UW IN SCORING

	2022-23	Career
Tyler Wahl . . . . .	3 (2-1)	7 (5-2)
Steven Crowl . . . . .	0 (0-0)	4 (4-0)
Jordan Davis . . . . .	1 (1-0)	1 (1-0)
Connor Essegian . . . . .	1 (1-0)	1 (1-0)
Chucky Hepburn . . . . .	1 (1-0)	1 (1-0)

## LED UW IN REBOUNDED

	2022-23	Career
Tyler Wahl . . . . .	4 (3-1)	22 (15-7)
Steven Crowl . . . . .	2 (2-0)	7 (6-1)
Jordan Davis . . . . .	1 (1-0)	1 (1-0)
Jahcobi Neath . . . . .	0 (0-0)	1 (1-0)

## LED UW IN ASSISTS

	2022-23	Career
Chucky Hepburn . . . . .	3 (3-0)	20 (15-5)
Tyler Wahl . . . . .	1 (1-0)	14 (13-1)
Steven Crowl . . . . .	2 (1-1)	9 (6-3)
Jahcobi Neath . . . . .	0 (0-0)	1 (1-0)

## LED UW IN MINUTES

	2022-23	Career
Tyler Wahl . . . . .	1 (1-0)	7 (4-3)
Max Klesmit . . . . .	3 (2-1)	3 (2-1)
Chucky Hepburn . . . . .	1 (1-0)	2 (2-0)
Steven Crowl . . . . .	1 (1-0)	1 (1-0)

Record in those contests in parentheses

## 2022-23 LINEUP RECORD

Hepburn, Davis, Klesmit, Wahl, Crowl . . . . . 5-1

## ACTIVE WIN/LOSS STREAKS

Overall . . . . .	Won 1
Vs. Unranked teams (AP) . . . . .	Won 5
Vs. Ranked teams (AP) . . . . .	Lost 1
At Home . . . . .	Won 2
At Home vs. Big Ten . . . . .	Lost 1
At Home vs. ranked Big Ten . . . . .	Won 1
At Home vs. unranked Big Ten . . . . .	Lost 1
At Home vs. non-conference . . . . .	Won 5
At Home vs. ranked opp. . . . .	Won 1
On Road . . . . .	Won 4
On Road vs. Big Ten . . . . .	Won 4
On Road vs. ranked opp. . . . .	Won 1
On Road vs. unranked opp. . . . .	Won 9
Neutral . . . . .	Won 1
Neutral vs. ranked opp. . . . .	Lost 1
Neutral vs. unranked opp. . . . .	Won 3

## WISCONSIN IN THE CHALLENGE

- Wisconsin is 12-11 all-time in the Big Ten/ACC Challenge, including a 7-3 mark at home.
- UW's 12 wins equals the most among Big Ten schools in the event. Minnesota and Purdue also have 12 Challenge wins.
- By winning percentage, only Penn State and Purdue have a higher mark than the Badgers:

## Most Big Ten/ACC Challenge wins, Big Ten

School	Record	Pct.
1. Purdue	12-9	.571
2. Penn State	11-10	.524
3. Wisconsin	12-11	.522
Minnesota	12-11	.522
5. Rutgers	4-4	.500

- Under Gard, UW is 3-0 at home in the Challenge, topping Syracuse (2016), NC State (2018) and Louisville (2020).
- Under Gard, the Badgers are 4-2 in the Challenge and have gone 7-5 vs. the ACC overall. Gard's teams have beaten Syracuse, NC State, Louisville and Georgia Tech in the Challenge as well as 3 ACC teams in the NCAA tournament: Pittsburgh (2016), Virginia Tech (2017) and North Carolina (2021).

- UW is 6-5 all-time vs. ranked teams in the Challenge, including an 85-48 win over #23 Louisville in 2020. That 37-point victory ranks as the team's 2nd-largest margin of victory in the Big Ten/ACC Challenge, trailing only a 39-pt win over NC State (87-48) in 2010.

- Wisconsin holds a 47-45 all-time record against teams from the ACC.

## WINS ADD UP UNDER GARD

- With a regular-season record of 24-7 last season, UW posted its best start of the Greg Gard era and the 6th-best 31-game start in program history:

## Wisconsin Record Book, Best 31-Game Records

Record	Pct.	Season
1. 28-3	.897	2014-15
2. 27-4	.871	2006-07
27-4	.871	2007-08
4. 25-6	.806	2013-14
25-6	.806	2003-04
6. 24-7	.774	2021-22
24-7	.774	2002-03

- The Badgers won 24 regular season games for just the 5th time in program history.
- Including wins at No. 3 Purdue and over No. 8 Purdue last season, Gard has led UW to 10 top-10 wins, including 6 away from home.
- UW went 15-5 in the Big Ten, posting the most conference wins in the Gard era. The Badgers won 15 Big Ten games for just the 3rd time in program history. Overall, UW has won 14+ games just 5 times, and Gard-led teams are responsible for 3 of those seasons.

## Wisconsin Record Book, Big Ten Wins

Record	Pct.	Season
1. 16-2	.889	2007-08
16-2	.889	2014-15
3. 15-5	.750	2021-22
4. 14-6	.700	2018-19
14-6	.700	2019-20

- Wisconsin has won at least 14 Big Ten games for the 3rd time in the last 4 seasons, the only team that can make that claim.

## UW IN THE BIG TEN/ACC CHALLENGE

- Record: 12-11
- On Road: 4-8
- Streak: 2 wins
- At Home: 7-3
- Neutral: 1-0
- Vs. Ranked: 6-5

Year	Opponent	Location	Score
1999	UW at Wake Forest	Winston-Salem, N.C.	L, 48-67
2000	UW (#23) vs. Maryland (#13)	Milwaukee, Wis.	W, 78-75 (ot)
2001	UW at Georgia Tech	Atlanta, Ga.	L, 61-62
2002	UW (#23) vs. Wake Forest	Madison, Wis.	L, 80-90
2003	UW (#15) at Maryland	College Park, Md.	L, 67-73 (ot)
2004	UW (#25) vs. Maryland (#12)	Madison, Wis.	W, 69-64
2005	UW (#24) at Wake Forest (#24)	Winston-Salem, N.C.	L, 88-91
2006	UW (#12) vs. Florida State	Madison, Wis.	W, 81-66
2007	UW (#20) at Duke (#6)	Durham, N.C.	L, 58-82
2008	UW at Virginia Tech	Blacksburg, Va.	W, 74-72
2009	UW vs. Duke (#6)	Madison, Wis.	W, 73-69
2010	UW vs. NC State	Madison, Wis.	W, 87-48
2011	UW (#9) at North Carolina (#5)	Chapel Hill, N.C.	L, 57-60
2012	UW vs. Virginia	Madison, Wis.	L, 54-60
2013	UW (#8) at Virginia	Charlottesville, Va.	W, 48-38
2014	UW (#2) vs. Duke (#4)	Madison, Wis.	L, 70-80
2015	UW at Syracuse (#14)	Syracuse, N.Y.	W, 66-58 (ot)
2016	UW (#17) vs. Syracuse (#22)	Madison, Wis.	W, 77-60
2017	UW at Virginia (#18)	Charlottesville, Va.	L, 37-49
2018	UW (#22) vs. NC State	Madison, Wis.	W, 79-75
2019	UW at NC State	Raleigh, N.C.	L, 54-59
2020	UW vs. Louisville (#23)	Madison, Wis.	W, 85-48
2021	UW at Georgia Tech	Atlanta, Ga.	W, 70-66





- Over the past 4 seasons, Wisconsin has 53 Big Ten wins, the most in the league over that span (Purdue has 52). Among major conference teams, only Virginia (56), Kansas (55) and Duke (54) have more league victories.
- During the Greg Gard era (since 2015-16), Wisconsin has the most road wins of any Big Ten team, going 42-37 (.532) in such games. Michigan State is second with 40 road wins.

## GARD'S GUIDANCE

Now in his 8th season as head coach, **Greg Gard** has led the Badgers to Big Ten titles in two of the last three seasons and kept the program winning at a high level. In fact, Gard's resume stacks up among the Big Ten's best of the last 40 years.

- Gard has guided the Badgers to a record of 149-79 (.654), the 4th-highest win total and 3rd-highest win percentage in UW annals.

### Best Win Pct, Wisconsin Coaches (min. 50 wins)

Coach (School, Years)	Record	Pct.
1. Bo Ryan (2002-15)	364-130	.737
2. Walter Meanwell (1912-17, '21-34)	246-99	.712
3. <b>Greg Gard (2016-present)</b>	<b>149-79</b>	<b>.654</b>
4. Dick Bennett (1996-2000)	94-68	.580
5. Bud Foster (1935-59)	265-267	.498

- With a conference record of 84-50, Gard's .627 win percentage is tied 6th among Big Ten coaches of the last 40 years (since 1980).

### Best Win Pct, B1G Coaches w/ 50+ Wins (since 1980)

Coach (School, Years)	Record	Pct.
1. Bo Ryan, WIS (2002-15)	172-68	.717
2. Bob Knight, IND (1972-2000)	353-151	.700
3. Tom Izzo, MSU (1995-)	322-151	.681
4. Thad Matta, OSU (2005-17)	150-78	.658
5. Mark Turgeon, MD (2015-21)	90-50	.643
6. <b>Greg Gard, WIS (2016-)</b>	<b>84-50</b>	<b>.627</b>
Matt Painter, PUR (2005-)	193-115	.627
8. Gene Keady, PUR (1981-05)	265-169	.611

(thru 2021-22 regular season)

## CHAMPIONSHIP DNA

- Wisconsin won a share of the 2022 Big Ten championship, marking the Badgers' 2nd league title in 3 seasons and the 20th in school history.
- With 2 Big Ten championships during his tenure, **Greg Gard** joins Tom Izzo (10) and Matt Painter (2) as the only active coaches with multiple Big Ten titles.
- The Badgers (20) trail only Purdue (24) and Indiana (22) for most conference titles.
- Wisconsin has won 6 Big Ten regular season titles since 2002 (02-03-08-15-20-22), matching MSU (6) for most titles during that span.

### Most Big Ten Regular Season Championships

School	B1G Titles	Since 2002	Last
1. Purdue	24	3	2019
2. Indiana	22	3	2016
3. <b>Wisconsin</b>	<b>20</b>	<b>6</b>	<b>2022</b>
Ohio State	20	5	2012
5. Illinois	18	4	2022

## DEFENSE LIVES HERE

For the better part of 30 years, Wisconsin has enjoyed one of the best defensive teams in the Big Ten and often the nation. This year's unit is showing signs of following the same trend.

- UW is allowing just 54.0 ppg, which ranks 10th-best in the nation and 3rd in the Big Ten.
- According to KenPom.com, the Badgers rank 12th in the NCAA (3rd in the Big Ten) in adjusted defensive efficiency at 89.0.
- UW has led the B1G in Scoring D in 4 of 7 years under Gard. Last season, Wisconsin ranked 2nd in the Big Ten allowing 66.0 ppg.
- UW is 68-8 under Gard when holding foes below 60 points (5-0 this season).
- Wisconsin ranks 5th in the nation allowing foes to shoot just 23.4% from 3-point range. Opponents are just 29-for-124 on the year.

## BETTER BEHIND THE ARC

Last season, the Badgers won the Big Ten despite shooting a conference-low 30.6% from 3-point range. Through 6 games this season, UW has seen significant improvement in that area.

- Wisconsin ranks 5th in the Big Ten shooting 34.8% (47-135) from beyond the arc.
- 5 of UW's top 6 scorers have hit at least 5 triples. A total of 10 Badgers different have made a 3-pointer this season.
- UW is average 7.8 made 3FGs per game, which ranks 5th in the Big Ten this year.

## TOP-10 TAKEDOWNS

Wisconsin's season sweep of Purdue (#3 and #8 in two meetings) last season were just the latest in a long line of top-10 takedowns under Greg Gard.

- In fact, the Badgers have 10 wins over top-10 teams under Gard, including 6 such wins away from home (4 on the road):

### Wins Over Top-10 Opponents Under Greg Gard

Opponent	Score	Date
#8 vs. Purdue	70-67	3/1/22
#3 at Purdue	74-69	1/3/22
#5 at Ohio State	61-57	1/3/20
#2 Michigan	64-54	1/19/19
#6 Purdue	57-53	2/14/18
#1 vs. Villanova (NCAA)	65-62	3/18/17
#9 vs. Xavier (NCAA)	66-63	3/20/16
#8 at Iowa	67-59	2/24/16
#2 at Maryland	70-57	2/13/16
#4 Michigan State	77-76	1/17/16

## WINNING AT WISCONSIN

With a record of 24-7 last season, the Badgers reached the 20-win milestone yet again. Since 2003, Wisconsin has won at least 20 games in 17 of 20 seasons, including a school-record 36 wins in 2014-15.

Greg Gard has four 20-win seasons on his ledger with a high of 27 wins in 2016-17, a mark that ranks 5th in UW history.

### Wisconsin Record Book, Single-Season Wins

1. 36	2014-15	10. 24	2021-22
2. 31	2007-08	24	2002-03
3. 30	2006-07	24	2009-10
30	2013-14	13. 23	2012-12
5. 27	2016-17	23	2018-19
6. 26	2011-12	15. 22	2015-16
7. 25	2004-05	22	1998-99
8. 25	2010-11	22	1999-00
25	2003-04	18. 21	2019-20

## BADGERS = B1G ATTENDANCE

- This season, the Badgers played in front of an average of 16,453 fans at their home games last season. That leads the Big Ten and ranks 7th nationally.
- Including the 2019-20 season in which fans were allowed, Wisconsin has led the Big Ten in attendance 14 of the last 18 years and has finished among the nation's top 7 each of the last 20 years.

### UW Attendance (Kohl Center era: 1998-2022)

Year	Average	B1G Rank	NCAA
1997-98*	13,335	7th	22nd
1998-99	15,770	2nd	10th
1999-00	16,163	3rd	11th
2000-01	16,811	2nd	7th
2001-02	15,528	3rd	6th
2002-03	16,930	1st	6th
2003-04	17,142	1st	6th
2004-05	17,142	1st	5th
2005-06	17,142	1st	7th
2006-07	17,190	2nd	7th
2007-08	17,190	1st	7th
2008-09	17,230	1st	6th
2009-10	17,230	1st	6th
2010-11	17,230	1st	7th
2011-12	17,181	1st	5th
2012-13	16,843	2nd	7th
2013-14	17,104	2nd	7th
2014-15	17,279	1st	5th
2015-16	17,287	2nd	6th
2016-17	17,287	1st	6th
2017-18	17,272	1st	5th
2018-19	17,170	1st	5th
2019-20	16,912	1st	6th
2020-21^	--	--	--
2021-22	16,453	1st	7th

\* Wisconsin played 8 of its 15 home games at the UW Field House (capacity 11,500)

^ Wisconsin did not allow spectators due to the COVID-19 pandemic

## 2022-23 BIG TEN STANDINGS

Team	Conf.	Overall
Indiana	0-0	6-0
Maryland	0-0	6-0
Purdue	0-0	6-0
Penn State	0-0	6-1
<b>Wisconsin</b>	<b>0-0</b>	<b>5-1</b>
Illinois	0-0	5-1
Iowa	0-0	5-1
Michigan	0-0	5-1
Northwestern	0-0	5-1
Ohio State	0-0	5-1
Rutgers	0-0	5-1
Michigan State	0-0	5-2
Minnesota	0-0	4-2
Nebraska	0-0	4-3

RECORDS THRU GAMES PLAYED SUNDAY, NOV. 27

## AP TOP 25 (WEEK 3 - 11/28/22)

Team	Record	Points
1 North Carolina (47)	4-0	1,541
2 Houston (9)	5-0	1,499
3 Kansas (1)	4-0	1,396
4 Texas (5)	3-0	1,377
5 Virginia (1)	4-0	1,279
6 Gonzaga	3-1	1,273
7 Baylor	4-1	1,102
8 Duke	3-1	1,057
9 Arkansas	3-0	1,038
10 Creighton	4-0	1,004
11 Indiana	4-0	932
12 Michigan State	3-1	825
13 Auburn	4-0	737
14 Arizona	3-0	725
15 Kentucky	3-2	685
16 Illinois	4-1	673
17 San Diego State	3-0	601
18 Alabama	4-0	510
19 UCLA	3-2	506
20 UConn	5-0	298
21 Texas Tech	3-0	275
22 Tennessee	2-1	238
23 Maryland	5-0	223
24 Purdue	3-0	215
25 Iowa	3-0	132

**Others receiving votes:** TCU 82, Saint Mary's 59, Ohio State 56, Michigan 24, Xavier 22, Charleston 17, Toledo 16, Miami 10, Dayton 9, Villanova 7, UNLV 5, Virginia Tech 5, Saint Louis 5, Arizona State 5, Oregon 4, West Virginia 3, Texas A&M 2, Mississippi State 1, Utah State 1, Penn State 1.

## CHUCKY AT THE POINT

*"Chucky brings a vision and a feel to the floor that we've only had with a few guys the 20 years I've been here...He's a natural at it."* - Greg Gard

- A Big Ten All-Freshman honoree last year, point guard **Chucky Hepburn** started every game for the Badgers in his debut campaign.
- To begin this season, Hepburn was named to the 2023 Preseason All-Big Ten Team.
- Hepburn averaged 7.9 ppg, while leading UW in assists (77) and ranked 2nd in steals (36).
  - Hepburn became just the 5th true freshman at UW to average 7.5 ppg in the last 25 years:

## Wisconsin Leading Scorers, True Freshman (since 1997)

Player (Years)	PPG	APG
1. Devin Harris (2002)	12.3	1.8
2. Brad Davison (2018)	12.1	2.5
3. Alando Tucker (2003)	12.0	1.1
4. Sam Dekker (2013)	9.6	1.3
5. <b>Chucky Hepburn (2022)</b>	<b>7.9</b>	<b>2.3</b>

- Hepburn maintained a 1.97 assist-to-turnover ratio with 77 dimes and 39 turnovers.
- Since 2010, Hepburn trails only Josh Gasser for the best assist-to-turnover ratio by a Badger in his freshman season.

## Assist-to-Turnover Ratio in First Season (min. 30 ast)

Player (Years)	Ast	TO	Ratio
1. Josh Gasser (2010-11)	75	30	2.5
2. <b>Chucky Hepburn (2021-22)</b>	<b>77</b>	<b>39</b>	<b>1.9</b>
3. D'Mitrik Trice (2016-17)	63	37	1.7
4. Brad Davison (2017-18)	83	59	1.4

- Hepburn found his scoring stride in UW's most recent win vs. USC, leading UW a matching a career-high with 17 points (3-5 3FG).
- Hepburn's heroics lifted Wisconsin past #8 Purdue on March 1, hitting a go-ahead 3-point-er with 1.5 seconds left. He finished with a career-high 17 pts (4-6 3FG).
- Hepburn has scored in double figures in 3 of the first 6 games, now 15x in his career. UW is 14-1 when Hepburn scores in double digits.

## WALL-TO-WAHL PLAYER

*"This is no longer a utility player...Wahl has looked the part early of a guy that's primed to be one of the best players in the Big Ten...He's trending towards writing a tremendous final chapter of his college career in Madison."*

- Jon Rothstein, CBS Sports

- One of the most versatile players in college basketball, **Tyler Wahl** does a little bit of everything — and then some — for Bucky.
- This season, Wahl was 1 of 20 candidates in the country nominated to the 2023 Julius Erving Award Watch List, which annually recognizes the best small forward in the nation.
- Wahl was also named to the 2023 Preseason All-Big Ten Team at the beginning of the year.
- In UW's season opener vs. South Dakota, Wahl posted the 5th double-double of his career, filling up the stat sheet with 19 points, 10 rebounds, 4 assists, 2 steals and 1 block.

- Named to the Battle 4 Atlantis All-Tournament Team, Wahl averaged 13.3 points, 7.3 rebounds, 1.7 assists and 1.3 steals per game over the 3-game tourney, including his 6th career double-double vs. #3 Kansas (23p, 14r).
- The improvement of Wahl over his four years at Wisconsin has been notable and impressive:

## Tyler Wahl Year-by-Year Improvement

Year	PPG	RPG	FG%	FT%
2019	2.6	2.6	.430	.389
2020	5.2	4.3	.436	.567
2021	11.4	5.9	<b>.516</b>	.700
2022	<b>14.0</b>	<b>7.7</b>	.378	<b>.794</b>

- Wahl made his presence known last season with an All-Tournament performance at the Maui Jim Maui Invitational in Las Vegas.
  - In 3 games, Wahl averaged 11.0 ppg (18 pts and 4 blk in championship game), plus 5.3 rpg.
- Wahl built on that confidence, scoring double figures in 17 of the final 22 games of the season. Wahl had scored in double figures just 5 times his first two seasons as a Badger.
  - That includes a career-high 23 points vs. Rutgers (2/12). Wahl shot 9-for-14 from the floor, including 1-1 3FG, 4-5 FT. He also tallied 3 rebounds, 2 assists and 2 steals.
- Wahl also had 20-point outings at Maryland (21 pts) and vs. #16 Ohio State (20 pts), which marked the first 20-pt games of his career.
- Wahl led UW in scoring vs. #8 Purdue (3/1), finishing with 19 points (8-14 FG) and 5 steals.
- Last season, Wahl ranked 3rd on the team in scoring (11.4 ppg) and 2nd in rebounding (5.9 rpg). He led the team shooting 51.6% FG.
- Wahl also led the team in steals (37) and ranked 2nd for the Badgers lead in blocks (25).

## CROWL COMING ON

After playing 12 games and a total of 39 minutes as a freshman, sophomore forward **Steven Crowl** started all 33 games last season and continued to develop and grow his game with experience.

- Along with experience, Crowl has also continued to add size to his frame. Listed at 217 as a freshman, he's now pushing 250 lbs.
- Against Stanford in the "Brew City Battle," Crowl set career highs with 11 rebounds and 3 blocks, also scoring 9 points.
- Crowl has scored in double figures 14x in his career, and UW is 13-1 in those games. He reached double-digit scoring 13x last season, including a pair of 20+ point performances.
- Over the final 15 games of the regular season last year, Crowl averaged 9.5 ppg shooting 54.4% from the floor (18-for-21 at FT line).
- Crowl led UW in scoring at Minnesota (2/23) with 20 points, shooting 7-for-9 from the floor (5-6 FT), while also grabbing 7 rebounds.
- Crowl scored a season-high 21 points vs. Illinois State (12/29), shooting 7-for-8 FG (2-2 3FG). He also grabbed 7 rebounds that game.



## THE GARD FILE

### ■ Career Record (8th Season): 149-79 (.654)

- Record at Wisconsin (8th Season): 149-79 (.654)
- Big Ten Record (8th Season): 84-50 (.627)
- NCAA Tournament Appearances/Record: 5 / 6-5 (.545)
- Hometown: Cobb, Wis.
- Alma Mater: UW-Platteville, 1995 (Physical & Health Ed)  
Master's Degree: UW-Platteville, 2007 (Counselor Ed)
- Family: Wife Michelle  
Daughters, Mackenzie and Peyton; Son, Isaac

## COACHING EXPERIENCE

Position	School	Years
Assistant Coach	Southwestern (Wis.) HS	1990-93
Assistant Coach	Platteville (Wis.) HS	1993-94
Assistant Coach	UW-Platteville	1993-99
Assistant Coach	UW-Milwaukee	1999-01
Assoc. Head Coach	Wisconsin	2001-15
Head Coach	Wisconsin	2015-Present

## CAREER HIGHLIGHTS

Date	Highlight
Dec. 15, 2015	Assumed role of interim head coach upon the retirement of Bo Ryan
Dec. 23, 2015	First career win, 84-79, vs. Green Bay
Jan. 2, 2016	First Big Ten win, 79-57, vs. Rutgers
Jan. 17, 2016	First ranked win, 77-76, vs. #4 MSU
Feb. 13, 2016	First road win over ranked team, 70-57, at #2 Maryland
March 7, 2016	Officially named Wisconsin head coach
March 18, 2016	First NCAA tournament win, 47-43, against 10th-seeded Pittsburgh
April 4, 2016	Jim Phelan National Coach of the Year
March 18, 2017	UW knocks off No. 1 overall seeded Villanova in NCAA tourney second round
Feb. 15, 2018	UW tallied sixth top-10 win in three seasons under Gard (#6 Purdue, 57-53)
Jan. 19, 2019	UW earned fourth win vs. top-5 team under Gard (#2 Michigan, 64-54)
Jan. 3, 2020	UW won at #5 Ohio State, 61-47
March 7, 2020	Led UW to Big Ten title (60-56 W at IND)
March 9, 2020	Named 2020 Big Ten Coach of the Year
Dec. 25, 2020	UW wins at MSU first time since 2004
Nov. 24, 2021	UW wins first Maui Invitational tournament title in school history
Jan. 3, 2022	UW wins at #3 Purdue, 74-69
March 1, 2022	Led UW to Big Ten title with 70-67 home win over #8 Purdue
March 8, 2022	Named 2022 Big Ten Coach of the Year

A coaching veteran of more than 30 years, Greg Gard enters his eighth season leading the Wisconsin men's basketball program in 2022-23 and has proven himself to be one of the best head coaches in the Big Ten. A finalist for Naismith National Coach of the Year, Gard guided the Badgers to the 2022 Big Ten regular season championship, marking the team's second title in the last three seasons, earning Big Ten Coach of the Year honors in both 2020 and 2022.

Wisconsin's incredible postseason success hasn't wavered on Gard's watch either, as he's led UW to 5 of 6 NCAA tournaments during his tenure. As 2020 Big Ten champs, UW would have also participated in the cancelled tournament that year. Most recently, Gard led UW to a No. 3 seed in last season's NCAA tournament.

In his first seven seasons as head coach, Gard has a record of 144-78, the second-fastest Wisconsin coach to 100 overall wins in the NCAA tournament era. He's also guided UW to a conference record of 84-50. His .627 conference win percentage is tied for sixth best among Big Ten coaches the last 40 years.

Gard is coming off of arguably his most impressive coaching job in 2021-22. Picked to finish preseason 10th in the Big Ten, UW went 25-8 overall and 15-5 in league play, claiming a share of the Big Ten regular season title for the second time in the past three seasons. Gard was named Big Ten Coach of the Year for the second time in his career. Sophomore guard Johnny Davis garnered consensus first-team All-America honors and won Lute Olson National Player of the Year. Jerry West Shooting Guard of the Year, and Big Ten Player of the Year. Brad Davison was second-team All-Big Ten, Chucky Hepburn was an All-Big Ten Freshman, while Tyler Wahl was Honorable Mention All-Big Ten.

The 2020-21 season was unprecedented due to the global COVID-19 pandemic, but the leadership of Gard and his staff helped navigate the Badgers to an NCAA tournament appearance. UW finished 18-13 overall, highlighted by an 85-62 win over North Carolina in the first round of the NCAA tournament.

Gard's leadership during the 2019-20 season is among his best. After opening 5-5 overall and 5-5 in the Big Ten, Wisconsin won nine of its last 10 games, including its final eight games of the season to win

Year	School	Record	Pct.	Conf.	Record	Place	Postseason
2015-16	Wisconsin	15-8	.652	Big Ten	12-6	T-3rd	NCAA Sweet 16
2016-17	Wisconsin	27-10	.730	Big Ten	12-6	T-2nd	NCAA Sweet 16
2017-18	Wisconsin	15-18	.455	Big Ten	7-11	9th	--
2018-19	Wisconsin	23-11	.676	Big Ten	14-6	4th	NCAA First Round
2019-20	Wisconsin	21-10	.677	Big Ten	14-6	T-1st	Postseason canceled
2020-21	Wisconsin	18-12	.600	Big Ten	10-10	--	NCAA Second Round
2021-22	Wisconsin	25-8	.758	Big Ten	15-5	T-1st	NCAA Second Round
2022-23	Wisconsin	5-1	1.000	Big Ten	--	--	--
<b>Totals (7 seasons)</b>		<b>149-79</b>	<b>(.654)</b>		<b>84-50</b>	<b>(.627)</b>	<b>5 NCAA appearances</b>

## GARD vs. DIVISION I TEAMS

Team	Home	Away	Neut.	Total	Team	Home	Away	Neut.	Total
Arkansas-Pine Bluff	1-0	0-0	0-0	1-0	Nicholls	1-0	0-0	0-0	1-0
Baylor	0-0	0-0	0-2	0-2	North Carolina	0-0	0-0	1-1	1-1
Central Arkansas	1-0	0-0	0-0	1-0	North Carolina State	1-0	0-1	0-0	1-1
Chicago State	2-0	0-0	0-0	2-0	Northwestern	3-2	4-1	1-0	7-3
Colgate	0-0	0-0	1-0	1-0	Notre Dame	0-0	0-0	0-1	0-1
Coppin State	1-0	0-0	0-0	1-0	Ohio State	4-2	2-2	0-0	6-4
Creighton	0-0	0-1	0-0	0-1	Oklahoma	1-0	0-0	1-0	2-0
Dayton	0-0	0-0	1-0	1-0	Oregon	0-0	0-0	0-1	0-1
Eastern Illinois	2-0	0-0	0-0	2-0	Penn State	4-0	4-1	1-0	9-1
Florida	0-0	0-0	0-1	0-1	Pittsburgh	0-0	0-0	1-0	1-0
Florida A&M	1-0	0-0	0-0	1-0	Prairie View A&M	1-0	0-0	0-0	1-0
Georgetown	0-0	0-0	1-0	1-0	Providence	0-1	0-0	0-0	0-1
Georgia Tech	0-0	1-0	0-0	1-0	Purdue	3-2	1-5	0-0	4-7
Grambling State	1-0	0-0	0-0	1-0	Rhode Island	1-0	0-0	0-0	1-0
Green Bay	7-0	0-0	0-0	7-0	Rider	1-0	0-0	0-0	1-0
Houston	0-0	0-0	1-0	1-0	Richmond	0-0	0-0	0-1	0-1
Houston Baptist	1-0	0-0	0-0	1-0	Rutgers	4-1	1-2	1-0	6-3
Idaho State	1-0	0-0	0-0	1-0	St. Francis Brooklyn	1-0	0-0	0-0	1-0
Illinois	3-2	4-2	0-0	7-4	Saint Mary's	0-0	0-0	1-1	1-1
Illinois State	1-0	0-0	0-0	1-0	Savannah State	1-0	0-0	0-0	1-0
Indiana	6-0	3-2	1-0	9-2	South Carolina State	1-0	0-0	0-0	1-0
Iowa	2-2	2-3	0-1	4-6	South Dakota	1-0	0-0	0-0	1-0
Iowa State	0-0	0-0	0-1	0-1	Stanford	0-0	0-0	2-0	2-0
Kansas	0-0	0-0	0-1	0-1	Syracuse	1-0	0-0	0-0	1-0
Louisville	1-0	0-0	0-0	1-0	Temple	0-0	0-1	0-0	0-1
Loyola	1-0	0-0	0-0	1-0	Tennessee	0-0	1-0	1-0	2-0
Marquette	2-1	1-2	0-0	3-3	Texas A&M	0-0	0-0	1-0	1-0
Maryland	3-2	3-2	1-0	7-4	UCLA	0-0	0-0	0-1	0-1
UMass Lowell	1-0	0-0	0-0	1-0	USC	0-0	0-0	1-0	1-0
McNeese State	1-0	0-0	0-0	1-0	Villanova	0-0	0-0	1-0	1-0
Michigan	4-2	1-3	0-1	5-6	Virginia	0-0	0-1	0-1	0-2
Michigan State	2-3	2-4	0-3	4-10	Virginia Tech	0-0	0-0	1-0	1-0
Milwaukee	2-0	0-0	0-0	2-0	Western Kentucky	1-0	0-1	0-0	1-1
Minnesota	5-1	4-1	0-0	9-2	Xavier	0-1	1-0	1-0	2-1
Nebraska	3-2	5-1	1-1	9-4	Yale	1-0	0-0	0-0	1-0
New Mexico	0-0	0-0	0-1	0-1	<b>Total</b>	<b>87-24</b>	<b>41-36</b>	<b>22-19</b>	<b>149-79</b>

a share of the 2020 conference championship and claim the No. 1 seed for the later canceled Big Ten tournament. During that run, UW knocked off No. 14 Michigan State, won at No. 19 Michigan and closed the season with a win at Indiana to clinch the title.

In his inaugural season as head coach, Gard led the Badgers to the 2016 NCAA Tournament Sweet 16, becoming just the second-ever first-year coach to win the Jim Phelan National Coach of the Year award. He followed that up by leading UW to the fifth-highest single-season win total in school history (27-10) and making a second-consecutive visit to the Sweet 16.

Gard's Badgers would follow that up with another 12-6 conference campaign in 2017, finishing second in both the regular season and the Big Ten tourney. UW capped off its 27-win season with a signature win in the NCAA tournament, knocking off the nation's No. 1 team Villanova, 65-62, to advance to the Sweet 16.

In 2018-19, Gard piloted the Badgers back to the Big Dance, posting a 23-11 overall record. Wisconsin also boasted a mark of 14-6 in Big Ten play, winning 14 conference games for just the 3rd time in school history, joining 16-win seasons in 2008 and 2015.

During his tenure as head coach, Gard has helped a trio of players reach first-team All-Big Ten status: Nigel Hayes in 2016, third-team All-American Ethan Happ in both 2017, 2018 and 2019, plus Johnny Davis in 2022.

Long considered one of the top assistant coaches in the game, Gard served as an assistant at Wisconsin for 14-plus seasons (final seven as associate head coach).

Gard helped guide the Badgers to back-to-back Final Fours in 2014 and 2015, and in 2015 UW reached its first national championship game since 1941.

In fact, Gard has been on the bench for each of the top 13 winningest seasons at Wisconsin.

Prior to coming to Wisconsin in 2001, Gard spent the previous two seasons as Ryan's assistant at UW-Milwaukee. Previously, Gard served as an assistant coach to Ryan at UW-Platteville from 1993-99. During Gard's years on the Pioneer staff, UW-Platteville compiled a 161-13 (.925) record and won three NCAA Division III titles, five straight Wisconsin Intercollegiate Athletic Conference (WIAC) championships and appeared in six consecutive NCAA tournaments.

# 0 | JAHCOBI NEATH

Senior | Guard | 6-4 | 190

Toronto, Ontario | Crestwood Prep (Wake Forest)



Twitter: N/A | Instagram: @jahcobiii

## INDIVIDUAL BENCHMARKS

	SEASON	CAREER
GP/GS	3/0	76/10
10+ POINTS:	--	6
20+ POINTS:	--	0
3+ FGS MADE:	--	12
2+ ASSISTS:	--	28
2+ STEALS:	--	8
20+ MINUTES:	--	23

## GET TO KNOW JAHCOBI

Now in his second season with Wisconsin, Jahcobi Neath looks to become a key contributor in the lineup. Hindered by injuries last year, he played in 23 games (1 start) for the Badgers, averaging 9.7 minutes per game off the bench. Neath transferred to Wisconsin from Wake Forest, where he played a total of 30 games (5 starts) over two seasons. He averaged 5.3 points (42.2% FG, 48% 3FG) and 2.2 assists per game his freshman season. As a sophomore at Wake Forest, he played 20 games (4 starts), averaging 3.8 points and 1.7 assists per game. During his prep career, Neath played internationally at the 2019 FIBA U-19 World Cup, representing Canada at the U18 and U19 levels. He played high school basketball at Crestwood Prep in Toronto and led the Lions to the 2019 national championship, averaging 26 points, 7 rebounds and 4 assists per game his senior season.

## TOP PERFORMANCES

- **MICHIGAN (2/20/22):** Went 4-4 from the free-throw line and scored 6 points off the bench in a win
- **NICHOLLS (12/15/21):** Made his first start at Wisconsin, finishing with 9 points and a career-high 7 rebounds, plus 2 assists
- **PITTSBURGH (3/10/20):** Played a career-high 34 minutes posting 6 points, 4 rebounds, and 6 assists
- Posted back-to-back 16-point contests against Georgia Tech (2/19/20) and Duke (2/25/20)

## SEASON HIGHS (2021-22)

POINTS: 3 vs. South Dakota (11/7/22)  
 FIELD GOALS: 1 vs. South Dakota (11/7/22)  
 FG ATTEMPTS: 3 vs. Stanford (11/11/22)  
 3-POINT FGS: 1 vs. South Dakota (11/7/22)  
 3-POINT FGAS: 1 (2x) MR vs. Stanford (11/11/22)  
 FREE THROWS: --  
 FT ATTEMPTS: --  
 REBOUNDS: 1 vs. South Dakota (11/7/22)  
 ASSISTS: 1 vs. Stanford (11/11/22)  
 BLOCKS: --  
 STEALS: 1 vs. Stanford (11/11/22)  
 MINUTES: 15 vs. Stanford (11/11/22)

## CAREER HIGHS

POINTS: 16 (2x) MR vs. Duke (2/25/20)\*  
 FIELD GOALS: 5 (2x) MR vs. Longwood (11/27/20)\*  
 FG ATTEMPTS: 10 (2x) MR at BC (2/10/21)\*  
 3-POINT FGS: 2 (2x) MR at NC State (1/27/21)\*  
 3-POINT FGAS: 5 at Virginia Tech (2/27/21)\*  
 FREE THROWS: 9 vs. Duke (2/25/20)\*  
 FT ATTEMPTS: 12 vs. Duke (2/25/20)\*  
 REBOUNDS: 7 vs. Nicholls (12/15/21)  
 ASSISTS: 6 (3x) MR vs. Del. St (11/25/20)\*  
 BLOCKS: 1 (3x) MR vs. Duke (2/17/21)\*  
 STEALS: 3 vs. Catawba (12/31/20)\*  
 MINUTES: 34 vs. Pittsburgh (3/10/20)

\*recorded at Wake Forest

## GAME-BY-GAME STATISTICS

### #0 NEATH, Jahcobi

				Total		3-Pointers		Free throws		Rebounds										
Opponent	Date	GS	MIN	FG-FGA	PCT	3FG-3FGA	PCT	FT-FTA	PCT	OFF	DEF	TOT	AVG	PF	A	TO	BLK	STL	PTS	AVG
South Dakota	11/07/2022		08:44	1-1	1.000	1-1	1.000	0-0	.000	0	1	1	1.0	1	0	0	0	0	3	3.0
vs Stanford	11/11/2022		15:03	0-3	.000	0-1	.000	0-0	.000	0	0	0	0.5	0	1	2	0	1	0	1.5
Green Bay	11/15/2022		04:38	0-0	.000	0-0	.000	0-0	.000	0	0	0	0.3	1	0	0	0	0	0	1.0
Totals		0	28:25	1-4	.250	1-2	.500	0-0	.000	0	1	1	0.3	2	1	2	0	1	3	1.0

## CAREER STATISTICS

### NEATH, Jahcobi

				Field Goals		3-Point		F-Throws		Rebounds								Scoring		
SEASON	TEAM	GP-GS	MIN/AVG	FG-FGA	FG%	3FG-3FGA	3FG%	FT-FTA	FT%	OFF	DEF	TOT	AVG	PF-FO	A	TO	BLK	STL	PTS	AVG
2021-22	Wisc	23-1	224/9.7	11-43	.256	4-18	.222	11-15	.733	9	25	34	1.5	13-0	8	6	1	4	37	1.6
2022-23	Wisc	3-0	28/9.5	1-4	.250	1-2	.500	0-0	.000	0	1	1	0.3	2-0	1	2	0	1	3	1.0
TOTAL		26-1	252/9.7	12-47	.255	5-20	.250	11-15	.733	9	26	35	1.3	15-0	9	8	1	5	40	1.5



2 | JORDAN DAVIS

Junior | Guard | 6-4 | 200  
La Crosse, Wis. | La Crosse Central



Twitter: @jordan\_davis\_23 | Instagram: @jordan.davis.24

INDIVIDUAL BENCHMARKS

	SEASON	CAREER
GP/GS	6/6	46/6
5+ POINTS:	4	5
10+ POINTS:	2	2
2+ 3-PTERS MADE:	1	1
LED UW IN PTS:	1	1
LED UW IN 3PT FG:	1	1

GET TO KNOW JORDAN

Jordan Davis looks to establish himself in UW's lineup this season after earning playing time in 27 games last season for the Badgers. He averaged 6.5 minutes per game off the bench last year, including a season-high 7 points in UW's win at Minnesota. A standout athlete at La Crosse Central, Davis helped lead his team to the WIAA Division 2 state tournament each of his three years on the varsity team, capturing the state title in 2017. Davis finished his high school career with 1,101 points, 470 rebounds, 270 assists and 187 steals. Davis averaged 12.3 points, 5.5 rebounds and 3.7 assists per game as a senior, helping the Red Raiders complete a 20-5 season. On the football field, Davis was also an impressive wide receiver for the Red Raiders, posting 358 receiving yards with 5 TDs through three games before suffering a season-ending injury. He hauled in 49 receptions for 873 yards and 10 touchdowns as a junior.

TOP PERFORMANCES

- **vs. USC (11/25/22):** Scored 8 points (3-5 FG), plus 3 rebounds and 1 steal playing 25 minutes in win.
- **GREEN BAY (11/15/22):** Led UW in scoring for the first time in his career, finishing with 11 points and a career-high 3 triples (3-6 3FG), plus 3 reb and 2 stl.
- **vs. Stanford (11/11/22):** Finished with a career-high 13 points (5-9 FG), 3 rebounds and 1 steal.
- **SOUTH DAKOTA (11/7/22):** Made first career start, finishing with 6 points and a career-high 6 rebounds
- **at MINNESOTA (2/23/22):** Played a season-high 20 minutes, finishing with 7 points (3-3 FG, 1-1 3FG), 2 rebounds and 2 assists.

SEASON HIGHS (2021-22)

POINTS: 13 vs. Stanford (11/11/22)  
FIELD GOALS: 5 vs. Stanford (11/11/22)  
FG ATTEMPTS: 9 vs. Stanford (11/11/22)  
3-POINT FGs: 3 vs. Green Bay (11/15/22)  
3-POINT FGAS: 6 vs. Green Bay (11/15/22)  
FREE THROWS: 2 (2x) MR vs. Green Bay (11/15/22)  
FT ATTEMPTS: 3 vs. Stanford (11/11/22)  
REBOUNDS: 8 vs. Dayton (11/23/22)  
ASSISTS: 1 (4x) MR vs. USC (11/25/22)  
BLOCKS: --  
STEALS: 2 vs. Green Bay (11/15/22)  
MINUTES: 33 vs. Green Bay (11/15/22)

CAREER HIGHS

POINTS: 13 vs. Stanford (11/11/22)  
FIELD GOALS: 5 vs. Stanford (11/11/22)  
FG ATTEMPTS: 9 vs. Stanford (11/11/22)  
3-POINT FGs: 3 vs. Green Bay (11/15/22)  
3-POINT FGAS: 6 vs. Green Bay (11/15/22)  
FREE THROWS: 2 (2x) MR vs. Green Bay (11/15/22)  
FT ATTEMPTS: 3 vs. Stanford (11/11/22)  
REBOUNDS: 8 vs. Dayton (11/23/22)  
ASSISTS: 2 at Minnesota (2/23/22)  
BLOCKS: 1 (2x) MR vs. Iowa State (3/20/22)  
STEALS: 2 vs. Green Bay (11/15/22)  
MINUTES: 33 vs. Green Bay (11/15/22)

GAME-BY-GAME STATISTICS

#2 DAVIS, Jordan

Opponent	Date	GS	MIN	Total		3-Pointers		Free throws		Rebounds				PF				PTS	
				FG-FGA	PCT	3FG-3FGA	PCT	FT-FTA	PCT	OFF	DEF	TOT	AVG	A	TO	BLK	STL	PTS	AVG
South Dakota	11/07/2022	*	20:40	3-8	.375	0-2	.000	0-1	.000	1	5	6	6.0	1	0	0	0	6	6.0
vs Stanford	11/11/2022	*	25:02	5-9	.556	1-3	.333	2-3	.667	3	0	3	4.5	3	0	1	0	13	9.5
Green Bay	11/15/2022	*	32:59	3-7	.429	3-6	.500	2-2	1.000	1	2	3	4.0	0	1	0	1	11	10.0
vs Dayton	11/23/2022	*	31:07	1-7	.143	0-4	.000	0-0	.000	2	6	8	5.0	1	1	0	0	2	8.0
vs Kansas	11/24/2022	*	17:28	0-5	.000	0-3	.000	0-0	.000	0	4	4	4.8	1	1	0	0	0	6.4
vs Southern California	11/25/2022	*	24:55	3-5	.600	1-3	.333	1-1	1.000	1	2	3	4.5	0	1	0	0	8	6.7
Totals			6 152:11	15-41	.366	5-21	.238	5-7	.714	8	19	27	4.5	6	4	1	1	5 40	6.7

CAREER STATISTICS

DAVIS, Jordan

				Field Goals		3-Point		F-Throws		Rebounds								Scoring		
SEASON	TEAM	GP-GS	MIN/AVG	FG-FGA	FG%	3FG-3FGA	3FG%	FT-FTA	FT%	OFF	DEF	TOT	AVG	PF-FO	A	TO	BLK	STL	PTS	AVG
2020-21	Wisc	13-0	20/1.6	3-6	.500	2-5	.400	0-0	.000	0	1	1	0.1	0-0	0	1	0	0	8	0.6
2021-22	Wisc	27-0	175/6.5	13-40	.325	8-28	.286	1-3	.333	9	15	24	0.9	19-0	4	6	3	4	35	1.3
2022-23	Wisc	6-6	152/25.4	15-41	.366	5-21	.238	5-7	.714	8	19	27	4.5	6-0	4	1	1	5	40	6.7
TOTAL		46-6	348/7.6	31-87	.356	15-54	.278	6-10	.600	17	35	52	1.1	25-0	8	8	4	9	83	1.8

3

CONNOR ESSEGIAN

Freshman | Guard | 6-4 | 185  
Fort Wayne, Ind. | Central Noble



Twitter: @CEssegian | Instagram: @connoressegian

INDIVIDUAL BENCHMARKS

	SEASON	CAREER
GP/GS:	6/0	6/0
5+ POINTS:	5	5
10+ POINTS:	3	3
2+ 3-PTERS MADE:	5	5
LED TEAM IN 3FGS:	4	4

GET TO KNOW CONNOR

True freshman guard Connor Essegian (pronounced "eh-SEE-gin") begins his first season with the Badgers after finishing his high school career as one of the most prolific prep scorers in Indiana basketball history. The 6-foot-4 guard from Fort Wayne, Indiana scored 2,526 career points for Central Noble High School, which ranked No. 10 on the all-time scoring list in the state of Indiana. Finishing as Central Noble's all-time leading scorer, he broke a record that stood for 44 years. His senior season, Essegian averaged over 26 points per game, converting 43 percent from 3-point range and 68 percent overall from the floor. He led Central Noble to the Class 2A state basketball championship game his senior season. As a sophomore, Essegian led Central Noble to its first NECC Tournament title in 50 years and the best season in program history at 22-5 overall. He scored 648 points that sophomore season, which went down as the highest single-season scoring total in Noble county history.

TOP PERFORMANCES

- **vs. #3 Kansas (11/24/22):** Played a career-high 31 minutes off the bench, sparking the Badgers with 17 points (6-12 FG), plus 5 rebounds.
- **vs. USC (11/25/22):** Hit a career-high 4 triples, finishing with 12 points (4-6 3FG) and 4 rebounds.
- **vs. Dayton (11/23/22):** Scored a team-high 13 points (3-6 FG, 2-4 3FG) in 19 minutes off the bench.

SEASON HIGHS

POINTS: 17 vs. Kansas (11/24/22)  
FIELD GOALS: 6 vs. Kansas (11/24/22)  
FG ATTEMPTS: 12 vs. Kansas (11/24/22)  
3-POINT FGS: 4 vs. USC (11/25/22)  
3-POINT FGAS: 7 vs. Kansas (11/24/22)  
FREE THROWS: 5 vs. Dayton (11/23/22)  
FT ATTEMPTS: 5 vs. Dayton (11/23/22)  
REBOUNDS: 5 vs. Kansas (11/24/22)  
ASSISTS: 1 (2x) MR vs. Kansas (11/24/22)  
BLOCKS: --  
STEALS: 1 (4x) MR vs. USC (11/25/22)  
MINUTES: 31 vs. Kansas (11/24/22)

CAREER HIGHS

POINTS: 17 vs. Kansas (11/24/22)  
FIELD GOALS: 6 vs. Kansas (11/24/22)  
FG ATTEMPTS: 12 vs. Kansas (11/24/22)  
3-POINT FGS: 4 vs. USC (11/25/22)  
3-POINT FGAS: 7 vs. Kansas (11/24/22)  
FREE THROWS: 5 vs. Dayton (11/23/22)  
FT ATTEMPTS: 5 vs. Dayton (11/23/22)  
REBOUNDS: 5 vs. Kansas (11/24/22)  
ASSISTS: 1 (2x) MR vs. Kansas (11/24/22)  
BLOCKS: --  
STEALS: 1 (4x) MR vs. USC (11/25/22)  
MINUTES: 31 vs. Kansas (11/24/22)

GAME-BY-GAME STATISTICS

#3 ESSEGIAN, Connor

Opponent	Date	GS	MIN	Total		3-Pointers		Free throws		Rebounds			PF			A TO BLK			PTS	AVG
				FG-FGA	PCT	3FG-3FGA	PCT	FT-FTA	PCT	OFF	DEF	TOT	AVG	P	F	A	T	B	L	
South Dakota	11/07/2022		14:23	2-3	.667	2-3	.667	0-0	.000	0	1	1	1.0	2	1	1	0	1	6	6.0
vs Stanford	11/11/2022		23:01	3-9	.333	2-4	.500	0-0	.000	0	2	2	1.5	1	0	0	0	0	8	7.0
Green Bay	11/15/2022		07:29	0-1	.000	0-0	.000	2-2	1.000	0	1	1	1.3	0	0	2	0	0	2	5.3
vs Dayton	11/23/2022		19:23	3-6	.500	2-4	.500	5-5	1.000	0	2	2	1.5	1	0	1	0	1	13	7.3
vs Kansas	11/24/2022		31:05	6-12	.500	3-7	.429	2-2	1.000	1	4	5	2.2	2	1	1	0	1	17	9.2
vs Southern California	11/25/2022		25:27	4-8	.500	4-6	.667	0-0	.000	0	4	4	2.5	1	0	1	0	1	12	9.7
Totals		0	120:48	18-39	.462	13-24	.542	9-9	1.000	1	14	15	2.5	7	2	6	0	4	58	9.7

CAREER STATISTICS

ESSEGIAN, Connor

				Field Goals		3-Point		F-Throws		Rebounds						Scoring				
SEASON	TEAM	GP-GS	MIN/AVG	FG-FGA	FG%	3FG-3FGA	3FG%	FT-FTA	FT%	OFF	DEF	TOT	AVG	PF-FO	A	T	BLK	STL	PTS	AVG
2022-23	Wisc	6-0	121/20.1	18-39	.462	13-24	.542	9-9	1.000	1	14	15	2.5	7-0	2	6	0	4	58	9.7
TOTAL		6-0	121/20.1	18-39	.462	13-24	.542	9-9	1.000	1	14	15	2.5	7-0	2	6	0	4	58	9.7

# 4 | KAMARI McGEE

Sophomore | Guard | 6-0 | 180  
Racine, Wis. | Racine St. Catherine's (Green Bay)



Twitter: @KamariMcGee | Instagram: @killla\_kam

## INDIVIDUAL BENCHMARKS

	SEASON	CAREER
GP/GS:	4/0	34/21
10+ POINTS:	--	16
20+ POINTS:	--	5
5+ REBOUNDS:	--	5
3+ ASSISTS:	--	9
2+ STEALS:	--	8
LED TEAM IN PTS:	--	11
LED TEAM IN AST:	--	12

## GET TO KNOW KAMARI

A sophomore from Racine, Wisconsin, Kamari McGee returns home to play for the Badgers after transferring from Green Bay. The point guard was named to the 2021-22 Horizon League All-Freshman Team last season, playing in 30 games (20 starts) for the Phoenix as the team's leading scorer with 11.6 points per game. McGee posted four 20-plus point performances in his freshman season at Green Bay, including a career-high 24 points against Wright State. A standout prep athlete at Racine St. Catherine's, McGee helped lead the Angels to a 29-1 record his senior season and capture the 2020 WIAA Division 3 state championship. He averaged 17 points, seven rebounds and four assists per game as a senior.

## TOP CAREER PERFORMANCES

- **WRIGHT STATE (2/9/22):** Finished with a career-high 24 points, 5 rebounds and 5 steals.

## SEASON HIGHS (2021-22)

POINTS: --  
FIELD GOALS: --  
FG ATTEMPTS: 1 vs. South Dakota (11/7/22)  
3-POINT FGS: --  
3-POINT FGAS: 1 vs. South Dakota (11/7/22)  
FREE THROWS: --  
FT ATTEMPTS: --  
REBOUNDS: 2 vs. South Dakota (11/7/22)  
ASSISTS: 2 vs. South Dakota (11/7/22)  
BLOCKS: --  
STEALS: 1 vs. South Dakota (11/7/22)  
MINUTES: 8 vs. South Dakota (11/7/22)

## CAREER HIGHS

POINTS: 24 vs. Wright State (2/9/22)\*  
FIELD GOALS: 9 (2x) MR vs. Wright State (2/9/22)\*  
FG ATTEMPTS: 19 vs. UIC (1/15/22)\*  
3-POINT FGS: 2 (9x) MR vs. Detroit (3/1/22)\*  
3-POINT FGAS: 8 at Milwaukee (2/13/22)\*  
FREE THROWS: 8 vs. Milwaukee (1/5/22)\*  
FT ATTEMPTS: 8 vs. Milwaukee (1/5/22)\*  
REBOUNDS: 9 (2x) MR vs. Detroit (3/1/22)\*  
ASSISTS: 4 (2x) MR vs. Cleveland St (2/20/22)\*  
BLOCKS: 1 (2x) MR vs. Pur-Ft Wayne (2/18/22)\*  
STEALS: 4 at IUPUI (2/26/22)\*  
MINUTES: 40 vs. UIC (1/15/22)\*

\*recorded at Green Bay

## GAME-BY-GAME STATISTICS

### #4 MCGEE, Kamari

Opponent	Date	GS	MIN	Total		3-Pointers		Free throws		Rebounds				PF	A	TO	BLK	STL	PTS	AVG
				FG-FGA	PCT	3FG-3FGA	PCT	FT-FTA	PCT	OFF	DEF	TOT	AVG							
South Dakota	11/07/2022		08:02	0-1	.000	0-1	.000	0-0	.000	0	2	2	2.0	2	2	1	0	1	0	0.0
vs Stanford	11/11/2022		01:37	0-0	.000	0-0	.000	0-0	.000	0	0	0	1.0	1	0	0	0	0	0	0.0
Green Bay	11/15/2022		05:30	0-0	.000	0-0	.000	0-0	.000	0	0	0	0.7	1	1	1	0	0	0	0.0
vs Kansas	11/24/2022		04:44	0-0	.000	0-0	.000	0-0	.000	0	1	1	0.8	3	0	0	0	0	0	0.0
<b>Totals</b>			<b>0 19:53</b>	<b>0-1</b>	<b>.000</b>	<b>0-1</b>	<b>.000</b>	<b>0-0</b>	<b>.000</b>	<b>0</b>	<b>3</b>	<b>3</b>	<b>0.8</b>	<b>7</b>	<b>3</b>	<b>2</b>	<b>0</b>	<b>1</b>	<b>0</b>	<b>0.0</b>

## CAREER STATISTICS

### MCGEE, Kamari

SEASON	TEAM	GP-GS	MIN/AVG	Field Goals		3-Point		F-Throws		Rebounds				Scoring	
				FG-FGA	FG%	3FG-3FGA	3FG%	FT-FTA	FT%	OFF	DEF	TOT	AVG	PF-FO	PTS
2021-22	GB	30-21	873/29.1	132-340	.388	25-91	.275	59-73	.808	16	67	83	2.8	72-1	58
2022-23	Wisc	4-0	20/5.0	0-1	.000	0-1	.000	0-0	.000	0	3	3	0.8	7-0	3
<b>TOTAL FOR Wisc</b>		<b>4-0</b>	<b>20/5.0</b>	<b>0-1</b>	<b>.000</b>	<b>0-1</b>	<b>.000</b>	<b>0-0</b>	<b>.000</b>	<b>0</b>	<b>3</b>	<b>3</b>	<b>0.8</b>	<b>7-0</b>	<b>3</b>
<b>TOTAL</b>		<b>34-21</b>	<b>893/26.3</b>	<b>132-341</b>	<b>.387</b>	<b>25-92</b>	<b>.272</b>	<b>59-73</b>	<b>.808</b>	<b>16</b>	<b>70</b>	<b>86</b>	<b>2.5</b>	<b>79-1</b>	<b>61</b>

5 | TYLER WAHL

Senior | Forward | 6-9 | 225  
Lakeville, Minn. | Lakeville North



Twitter: @tjwahl01 | Instagram: @tjwahl01

INDIVIDUAL BENCHMARKS		
	SEASON	CAREER
GP/GS:	6/6	100/59
10+ POINTS:	4	28
20+ POINTS:	1	4
5+ REBOUNDS:	5	47
10+ REBOUNDS:	2	9
DOUBLE-DOUBLES:	2	6
2+ BLOCKS:	--	12
LED UW IN PTS:	3	7
LED UW IN REB:	4	20

GET TO KNOW TYLER

Senior forward Tyler Wahl has not only become one of the most valuable players in the Big Ten, but one of the most versatile in the country. Wahl is the most experienced Badger on this season's squad. Skilled both defensively and offensively, Wahl averaged 11.4 points and 5.9 rebounds per game last season, while also leading the team in steals (37) and ranking second in blocks (25). One of Wahl's best performances came in UW's Big Ten title-clinching home win over No. 8 Purdue, during which he posted a team-high 19 points, five steals, two blocks, two rebounds and two assists. As a prep senior at Lakeville North, Wahl averaged 18.0 points, 10.0 rebounds and 6.6 assists per game, leading the Panthers to a 27-5 record, the school's first-ever conference title, and an appearance in the Class AAAA state championship game. He earned back-to-back AP second-team All-State honors as a junior and senior, setting the school record for rebounds (905) and finishing third in Panther history with 1,397 points.

- HONORS
- 2022 Battle 4 Atlantis All-Tournament Team
  - 2022 All-Big Ten Honorable Mention

- TOP SEASON PERFORMANCES
- **vs. #3 Kansas (11/24/22):** Matched a career-high with 23 points, plus 10 reb, 3 stl and 2 ast.
  - **SOUTH DAKOTA (11/7/22):** Posted his 5th career double-double with 19 points and 10 rebounds.
  - **#8 PURDUE (3/1/22):** Team-high 19 points and career-high 5 steals in conference clinching win
  - **RUTGERS (2/12/22):** Led UW with a career-high 23 points (9-14 FG, 1-1 3FG, 4-5 FT), 3 reb, 2 ast, 2 stl
  - **#16 OHIO STATE (1/13/22):** Scored 20 points, grabbed 7 rebounds, dished 6 assists, and 3 steals

SEASON HIGHS (2021-22)			CAREER HIGHS		
POINTS:	23 vs. Kansas (11/24/22)		POINTS:	23 (2x) MR vs. Kansas (11/24/22)	
FIELD GOALS:	8 vs. Kansas (11/24/22)		FIELD GOALS:	9 vs. Rutgers (2/12/22)	
FG ATTEMPTS:	19 vs. Kansas (11/24/22)		FG ATTEMPTS:	19 vs. Kansas (11/24/22)	
3-POINT FGS:	1 vs. Stanford (11/11/22)		3-POINT FGS:	2 (3x) MR vs. Ohio State (1/13/22)	
3-POINT FGAS:	3 vs. South Dakota (11/7/22)		3-POINT FGAS:	5 at Nebraska (2/10/21)	
FREE THROWS:	9 vs. South Dakota (11/7/22)		FREE THROWS:	9 vs. South Dakota (11/7/22)	
FT ATTEMPTS:	10 vs. South Dakota (11/7/22)		FT ATTEMPTS:	12 vs. Illinois St (12/29/21)	
REBOUNDS:	10 (2x) MR vs. Kansas (11/24/22)		REBOUNDS:	15 vs. Green Bay (12/1/20)	
ASSISTS:	4 vs. South Dakota (11/7/22)		ASSISTS:	6 vs. Ohio State (1/13/22)	
BLOCKS:	1 vs. South Dakota (11/7/22)		BLOCKS:	4 vs. Saint Mary's (11/24/21)	
STEALS:	3 (2x) MR vs. Kansas (11/24/22)		STEALS:	5 (2x) MR vs. Nebraska (3/6/22)	
MINUTES:	35 vs. Kansas (11/24/22)		MINUTES:	39 vs. Nebraska (3/6/22)	

GAME-BY-GAME STATISTICS																								
#5 WAHL, Tyler																								
Opponent	Date	GS	MIN	Total	3-Pointers	Free throws	Rebounds	PF	A	TO	BLK	STL	PTS	AVG										
South Dakota	11/07/2022	*	26:58	5-11 .455	0-3 .000	9-10 .900	3 7 10 10.0	2	4	3	1	2	19	19.0										
vs Stanford	11/11/2022	*	32:48	6-13 .462	1-2 .500	4-8 .500	1 4 5 7.5	2	0	2	0	3	17	18.0										
Green Bay	11/15/2022	*	23:49	2-11 .182	0-1 .000	4-4 1.000	2 7 9 8.0	4	0	4	0	0	8	14.7										
vs Dayton	11/23/2022	*	24:06	1-8 .125	0-2 .000	1-1 1.000	2 1 3 6.8	4	0	3	0	1	3	11.8										
vs Kansas	11/24/2022	*	35:00	8-19 .421	0-1 .000	7-8 .875	3 7 10 7.4	4	2	2	0	3	23	14.0										
vs Southern California	11/25/2022	*	35:22	6-12 .500	0-1 .000	2-3 .667	1 8 9 7.7	0	3	2	0	0	14	14.0										
Totals		6	178:03	28-74 .378	1-10 .100	27-34 .794	12 34 46 7.7	16	9	16	1	9	84	14.0										

CAREER STATISTICS																								
WAHL, Tyler																								
SEASON	TEAM	GP-GS	MIN/AVG	FG-FGA	FG%	3FG-3FGA	3FG%	FT-FTA	FT%	OFF	DEF	TOT	AVG	PF-FO	A	TO	BLK	STL	PTS	AVG				
2019-20	Wisc	31-3	478/15.4	34-79	.430	6-28	.214	7-18	.389	34	48	82	2.6	64-0	32	33	5	20	81	2.6				
2020-21	Wisc	31-18	762/24.6	58-133	.436	10-36	.278	34-60	.567	33	100	133	4.3	68-1	42	28	21	31	160	5.2				
2021-22	Wisc	32-32	973/30.4	145-281	.516	6-37	.162	70-100	.700	52	137	189	5.9	80-1	49	52	25	37	366	11.4				
2022-23	Wisc	6-6	178/29.7	28-74	.378	1-10	.100	27-34	.794	12	34	46	7.7	16-0	9	16	1	9	84	14.0				
TOTAL		100-59	2391/23.9	265-567	.467	23-111	.207	138-212	.651	131	319	450	4.5	228-2	132	129	52	97	691	6.9				



11 | MAX KLESMIT

Junior | Guard | 6-3 | 200  
Neenah, Wis. | Neenah



Twitter: @maxkle2 | Instagram: @maxklesmit

INDIVIDUAL BENCHMARKS

	SEASON	CAREER
GP/GS:	6/6	56/39
10+ POINTS:	2	34
20+ POINTS:	--	7
5+ REBOUNDS:	2	14
3+ ASSISTS:	--	10
LED TEAM IN PTS:	--	12
LED TEAM IN 3FGS:	--	16

GET TO KNOW MAX

A junior guard from Neenah, Wisconsin, Max Klesmit returns home to the state of Wisconsin looking to live out a life-long dream of playing for the Badgers. Klesmit spent the last two seasons at Wofford, where he played in 50 games and made 33 starts. The team's second-leading scorer his sophomore season, Klesmit was a third-team All-Southern Conference honoree after he averaged 14.9 points per game and shot 44.6 percent from the floor. A standout prep athlete at Neenah High School, Klesmit was named the Fox Valley Association Player of the Year as a senior, averaging 25.5 points and 7.8 rebounds per game while leading the Rockets to a 23-2 record and a section final.

HONORS

- 2021-22 Third-Team All-Southern Conference
- 2020-21 Southern Conference All-Freshman Team
- 2020-21 Southern Conference Academic Honor Roll

TOP CAREER PERFORMANCES

- **vs. #3 Kansas (11/24/22):** Played a career-high 43 minutes, finishing with 13 points (4-6 FG, 2-3 3FG).
- **SOUTH DAKOTA (11/7/22):** Made his Badger debut, finishing with 11 points (2-3 3FG).
- **THE CITADEL (1/19/22):** Matched career-high with 27 points (10-16 FG, 5-8 3FG), plus 5 rebounds
- **at South Carolina (11/23/22):** Scored a career-high 27 points (8-10 FG, 5-7 3FG), plus 4 steals

SEASON HIGHS (2021-22)

POINTS: 13 vs. Kansas (11/24/22)  
FIELD GOALS: 4 vs. Kansas (11/24/22)  
FG ATTEMPTS: 6 (2x) MR vs. Kansas (11/24/22)  
3-POINT FGS: 2 (3x) MR vs. Kansas (11/24/22)  
3-POINT FGAS: 4 vs. Green Bay (11/15/22)  
FREE THROWS: 3 (3x) MR vs. Kansas (11/24/22)  
FT ATTEMPTS: 4 (3x) MR vs. Kansas (11/24/22)  
REBOUNDS: 5 (2x) MR vs. Dayton (11/23/22)  
ASSISTS: 2 (2x) MR vs. USC (11/25/22)  
BLOCKS: 1 vs. Dayton (11/23/22)  
STEALS: 2 (2x) MR vs. Dayton (11/23/22)  
MINUTES: 43 vs. Kansas (11/24/22)

CAREER HIGHS

POINTS: 27 (2x) MR vs. The Citadel (1/19/22)\*  
FIELD GOALS: 10 vs. The Citadel (1/19/22)\*  
FG ATTEMPTS: 16 (3x) MR at Chattanooga (1/26/22)\*  
3-POINT FGS: 5 (2x) MR vs. The Citadel (1/19/22)\*  
3-POINT FGAS: 10 (3x) MR vs. ETSU (2/5/22)\*  
FREE THROWS: 7 (2x) MR at Samford (2/9/22)\*  
FT ATTEMPTS: 10 at Samford (2/9/22)\*  
REBOUNDS: 7 at The Citadel (1/27/22)\*  
ASSISTS: 6 vs. W Carolina (2/12/22)\*  
BLOCKS: 1 (4x) MR vs. Dayton (11/23/22)  
STEALS: 5 at The Citadel (2/16/22)\*  
MINUTES: 43 vs. Kansas (11/24/22)

\*recorded at Wofford

GAME-BY-GAME STATISTICS

#11 KLESMIT, Max

Opponent	Date	GS	MIN	Total		3-Pointers		Free throws		Rebounds			PF		A	TO	BLK	STL	PTS	AVG
				FG-FA	PCT	3FG-3FA	PCT	FT-FTA	PCT	OFF	DEF	TOT	AVG							
South Dakota	11/07/2022	*	30:39	3-6	.500	2-3	.667	3-4	.750	0	4	4	4.0	2	0	2	0	1	11	11.0
vs Stanford	11/11/2022	*	16:59	0-1	.000	0-1	.000	0-0	.000	0	3	3	3.5	4	1	0	0	1	0	5.5
Green Bay	11/15/2022	*	35:57	2-5	.400	2-4	.500	3-4	.750	1	4	5	4.0	1	1	0	0	2	9	6.7
vs Dayton	11/23/2022	*	22:14	1-5	.200	1-3	.333	0-0	.000	0	5	5	4.3	2	0	1	1	2	3	5.8
vs Kansas	11/24/2022	*	43:08	4-6	.667	2-3	.667	3-4	.750	0	1	1	3.6	2	2	0	0	1	13	7.2
vs Southern California	11/25/2022	*	30:50	0-2	.000	0-1	.000	0-0	.000	0	1	1	3.2	3	2	1	0	0	0	6.0
Totals			6 179:47	10-25	.400	7-15	.467	9-12	.750	1	18	19	3.2	14	6	4	1	7	36	6.0

CAREER STATISTICS

KLESMIT, Max

SEASON	TEAM	GP-GS	MIN/AVG	Field Goals		3-Point		F-Throws		Rebounds			PF		A		TO		BLK		STL		PTS		Scoring
				FG-FGA	FG%	3FG-3FGA	3FG%	FT-FTA	FT%	OFF	DEF	TOT	AVG	PF-FO	A	TO	BLK	STL	PTS	AVG					
2020-21	WOF	19-2	429/22.6	54-116	.466	25-67	.373	22-26	.846	9	43	52	2.7	46-1	22	23	0	24	155	8.2					
2021-22	WOF	31-31	986/31.8	156-350	.446	68-200	.340	82-98	.837	13	73	86	2.8	84-2	60	66	3	50	462	14.9					
2022-23	Wisc	6-6	180/30.0	10-25	.400	7-15	.467	9-12	.750	1	18	19	3.2	14-0	6	4	1	7	36	6.0					
TOTAL FOR Wisc		6-6	180/30.0	10-25	.400	7-15	.467	9-12	.750	1	18	19	3.2	14-0	6	4	1	7	36	6.0					
TOTAL		56-39	1595/28.5	220-491	.448	100-282	.355	113-136	.831	23	134	157	2.8	144-3	88	93	4	81	653	11.7					

14

CARTER GILMORE

Junior | Forward | 6-7 | 225  
Hartland, Wis. | Arrowhead



INDIVIDUAL BENCHMARKS		
	SEASON	CAREER
GP/GS:	6/0	37/0
5+ POINTS:	1	2
10+ POINTS:	--	--
5+ REBOUNDS:	1	3
2+ BLOCKS:	--	1

GET TO KNOW CARTER

Carter Gilmore is now in his third season with the Badgers. Last year, he played in 22 games for UW and came off the bench averaging 7.8 minutes per contest. He scored a season-high 5 points in UW's opener against St. Francis Brooklyn. A preferred walk-on who has since earned a scholarship, Gilmore was a standout in-state recruit at Arrowhead. Named the Classic Eight Conference Player of the Year, Gilmore led Arrowhead to a program-best record of 23-1 and a regional championship his senior season. Gilmore finished his prep career as Arrowhead's all-time leading scorer (1,565 pts). As a senior, he averaged 26.8 points, 11.3 rebounds and 5.6 assists per game. Carter's father, Brian, was on the coaching staff of Bo Ryan's first Division III national championship team at UW-Platteville in 1991. Carter's mother, Stephanie, was a stand-out player on the UW-Platteville women's team, inducted into the WIAC Hall of Fame in 2018.

- TOP CAREER PERFORMANCES
- **GREEN BAY (11/15/22):** Played a season-high 21 minutes, matching career highs with 5 points and 5 rebounds, plus 1 assist and 1 steal in the win.

SEASON HIGHS (2021-22)		CAREER HIGHS	
POINTS:	5 vs. Green Bay (11/15/22)	POINTS:	5 (2x) MR vs. Green Bay (11/15/22)
FIELD GOALS:	2 (2x) MR vs. Kansas (11/24/22)	FIELD GOALS:	2 (2x) MR vs. Green Bay (11/15/22)
FG ATTEMPTS:	4 (2x) MR vs. Green Bay (11/15/22)	FG ATTEMPTS:	4 (2x) MR vs. Green Bay (11/15/22)
3-POINT FGS:	1 vs. Green Bay (11/15/22)	3-POINT FGS:	1 (2x) MR vs. Green Bay (11/15/22)
3-POINT FGAS:	1 (3x) MR vs. Kansas (11/24/22)	3-POINT FGAS:	3 at Purdue (1/3/22)
FREE THROWS:	--	FREE THROWS:	2 vs. Saint Mary's (11/24/21)
FT ATTEMPTS:	--	FT ATTEMPTS:	2 (2x) MR vs. Saint Mary's (11/24/21)
REBOUNDS:	5 vs. Green Bay (11/15/22)	REBOUNDS:	5 (2x) MR vs. Green Bay (11/15/22)
ASSISTS:	1 (2x) MR vs. Green Bay (11/15/22)	ASSISTS:	3 at Northwestern (1/18/22)
BLOCKS:	1 vs. Stanford (11/11/22)	BLOCKS:	1 (2x) MR vs. Stanford (11/11/22)
STEALS:	2 (2x) MR vs. Kansas (11/24/22)	STEALS:	2 vs. Stanford (11/11/22)
MINUTES:	21 vs. Green Bay (11/15/22)	MINUTES:	25 vs. Providence (11/15/21)

GAME-BY-GAME STATISTICS

#14 GILMORE, Carter																			
Opponent	Date	GS	MIN	Total		3-Pointers		Free throws		Rebounds				PF	A	TO	BLK	STL	PTS
South Dakota	11/07/2022		12:12	1-1	1.000	0-0	.000	0-0	.000	2	1	3	3.0	0	1	0	0	1	2
vs Stanford	11/11/2022		12:07	1-4	.250	0-0	.000	0-0	.000	0	1	1	2.0	3	0	0	1	2	2
Green Bay	11/15/2022		20:44	2-4	.500	1-1	1.000	0-0	.000	2	3	5	3.0	4	1	2	0	1	5
vs Dayton	11/23/2022		19:28	0-3	.000	0-1	.000	0-0	.000	1	2	3	3.0	3	0	0	0	1	0
vs Kansas	11/24/2022		14:09	2-3	.667	0-0	.000	0-0	.000	1	1	2	2.8	2	0	0	0	2	4
vs Southern California	11/25/2022		12:19	1-3	.333	0-1	.000	0-0	.000	0	1	1	2.5	1	0	0	0	1	2
Totals			90:59	7-18	.389	1-3	.333	0-0	.000	6	9	15	2.5	13	2	2	1	8	15

CAREER STATISTICS

GILMORE, Carter		Field Goals		3-Point		F-Throws		Rebounds				Scoring			
SEASON	TEAM	GP-GS	MIN/AVG	FG-FGA	FG%	3FG-3FGA	3FG%	FT-FTA	FT%	OFF	DEF	TOT	AVG	PF-FO	A
2020-21	Wisc	9-0	16/1.8	1-5	.200	0-4	.000	0-0	.000	0	3	3	0.3	2-0	0
2021-22	Wisc	22-0	172/7.8	7-27	.259	1-13	.077	4-7	.571	6	16	22	1.0	20-0	8
2022-23	Wisc	6-0	91/15.2	7-18	.389	1-3	.333	0-0	.000	6	9	15	2.5	13-0	2
TOTAL		37-0	278/7.5	15-50	.300	2-20	.100	4-7	.571	12	28	40	1.1	35-0	10

22 | STEVEN CROWL

Junior | Forward | 7-0 | 245  
Eagan, Minn. | Eastview



Twitter: @steven\_crowl | Instagram: @stevencrowl

INDIVIDUAL BENCHMARKS

	SEASON	CAREER
GP/GS:	6/6	51/39
10+ POINTS:	1	14
20+ POINTS:	--	2
5+ REBOUNDS:	5	19
10+ REBOUNDS:	1	2
DOUBLE-DOUBLES:	--	0
LED UW IN PTS:	--	4
LED UW IN REB:	2	7

GET TO KNOW STEVEN

Steven Crowl is coming off a sophomore season jump that saw him go from playing a total of 39 minutes as a freshman to starting all 33 games for Wisconsin in his second year. Last year, the stretch 7-footer averaged 8.8 points and 4.4 rebounds per game, ranking second on the team shooting 49.6 percent from the floor. Highlighting the significance of his offensive contributions, the Badgers were 12-1 in games last season when Crowl scored in double figures. His best performance of the year came back home on the road at Minnesota, as the Eagan native scored a team-high 20 points (7-9 FG), while grabbing 7 rebounds in the win. Crowl had a standout prep career at Eastview High School, finishing as one of the most decorated players in school history as the school's all-time leading scorer (1,747 pts), rebounder (832 reb) and shot blocker (103 blk). As a senior, he averaged 26.7 points and 12 rebounds per game, while also leading his team in assists (4.3 apg).

TOP SEASON PERFORMANCES

- **at Minnesota (2/23/22):** Scored a team-high 20 pts, shooting 7-9 FG, 1-2 3FG, 5-6 FT, plus 7 reb.
- **PENN STATE (2/5/22):** Led UW with 13 points (3-5 3FG), plus a career-high 5 assists and 4 rebounds.
- **ILLINOIS ST (12/29/21):** Team-high 21 pts (7-8 FG, 2-2 3FG), plus 9 reb for a near double-double.
- **MARQUETTE (12/4/21):** Scored 15 points (6-9 FG, 2-3 3FG), while grabbing a team-high 8 rebounds.
- **ST. FRANCIS BKN (11/9/21):** Recorded a near double-double in his first career start, finishing with 11 points, 8 rebounds and 1 block.

SEASON HIGHS (2021-22)

POINTS: 12 vs. South Dakota (11/7/22)  
FIELD GOALS: 4 vs. South Dakota (11/7/22)  
FG ATTEMPTS: 11 vs. Dayton (11/23/22)  
3-POINT FGS: 2 vs. South Dakota (11/7/22)  
3-POINT FGAS: 5 vs. USC (11/25/22)  
FREE THROWS: 4 vs. Stanford (11/11/22)  
FT ATTEMPTS: 6 vs. Stanford (11/11/22)  
REBOUNDS: 11 vs. Stanford (11/11/22)  
ASSISTS: 4 vs. Dayton (11/23/22)  
BLOCKS: 3 vs. Stanford (11/11/22)  
STEALS: --  
MINUTES: 35 vs. Kansas (11/24/22)

CAREER HIGHS

POINTS: 21 vs. Illinois St (12/29/21)  
FIELD GOALS: 7 (3x) MR at Minnesota (2/23/22)  
FG ATTEMPTS: 11 (2x) MR vs. Dayton (11/23/22)  
3-POINT FGS: 3 vs. Penn State (2/5/22)  
3-POINT FGAS: 5 (3x) MR vs. USC (11/25/22)  
FREE THROWS: 5 (2x) MR at Minnesota (2/23/22)  
FT ATTEMPTS: 7 vs. Illinois St (12/29/21)  
REBOUNDS: 11 vs. Stanford (11/11/22)  
ASSISTS: 5 vs. Penn State (2/5/22)  
BLOCKS: 3 vs. Stanford (11/11/22)  
STEALS: 1 (9x) MR at Rutgers (2/26/22)  
MINUTES: 35 vs. Kansas (11/24/22)

GAME-BY-GAME STATISTICS

#22 CROWL, Steven

Opponent	Date	GS	MIN	Total		3-Pointers		Free throws		Rebounds			PF	A	TO	BLK	STL	PTS	AVG	
				FG	PCT	3FG	PCT	FT	PCT	OFF	DEF	TOT								AVG
South Dakota	11/07/2022	*	24:50	4-8	.500	2-4	.500	2-3	.667	0	3	3	3.0	1	2	1	2	0	12	12.0
vs Stanford	11/11/2022	*	33:31	2-6	.333	1-4	.250	4-6	.667	2	9	11	7.0	4	2	2	3	0	9	10.5
Green Bay	11/15/2022	*	28:14	3-6	.500	1-1	1.000	2-3	.667	4	5	9	7.7	0	0	2	1	0	9	10.0
vs Dayton	11/23/2022	*	32:33	3-11	.273	0-4	.000	3-4	.750	3	4	7	7.5	2	4	2	0	0	9	9.8
vs Kansas	11/24/2022	*	34:49	2-6	.333	0-2	.000	0-1	.000	0	6	6	7.2	0	3	0	1	0	4	8.6
vs Southern California	11/25/2022	*	30:14	3-10	.300	1-5	.200	1-3	.333	2	5	7	7.2	0	3	1	1	0	8	8.5
Totals			6 184:11	17-47	.362	5-20	.250	12-20	.600	11	32	43	7.2	7	14	8	8	0	51	8.5

CAREER STATISTICS

CROWL, Steven

SEASON	TEAM	GP-GS	MIN	Field Goals		3-Point		F-Throws		Rebounds			Scoring							
				FG-FGA	FG%	3FG-3FGA	3FG%	FT-FTA	FT%	OFF	DEF	TOT	AVG	PP-FO	A	TO	BLK	STL	PTS	AVG
2020-21	Wisc	12-0	36/3.0	4-8	.500	0-1	.000	0-0	.000	4	5	9	0.8	9-0	2	3	1	0	8	0.7
2021-22	Wisc	33-33	834/25.3	114-230	.496	26-82	.317	36-45	.800	48	96	144	4.4	84-1	48	31	9	9	290	8.8
2022-23	Wisc	6-6	184/30.7	17-47	.362	5-20	.250	12-20	.600	11	32	43	7.2	7-0	14	8	8	0	51	8.5
TOTAL		51-39	1055/20.7	135-285	.474	31-103	.301	48-65	.738	63	133	196	3.8	100-1	64	42	18	9	349	6.8

23 | CHUCKY HEPBURN

Sophomore | Guard | 6-2 | 205  
Omaha, Neb. | Bellevue West



Twitter: @ChuckyHepburn | Instagram: @chucky.hepburn

INDIVIDUAL BENCHMARKS		
	SEASON	CAREER
GP/GS:	6/6	39/39
10+ POINTS:	3	15
20+ POINTS:	--	--
3+ 3FGS:	2	6
3+ ASSISTS:	4	18
2+ STEALS:	4	14
LED UW IN PTS:	1	1
LED UW IN AST:	3	18

GET TO KNOW CHUCKY

Chucky Hepburn immediately stepped in and showed out for Wisconsin as a true freshman, living up to the praise from head coach Greg Gard who touted the point guard for his "vision and a feel to the floor that we've only had with a few guys the 20 years I've been here." The Big Ten All-Freshman Team honoree averaged 7.9 points per game in his debut season, while leading the team in assists and ranked second in steals. The first true freshman to start a season opener at Wisconsin since Devin Harris in 2001, Hepburn's mature game helped him maintain a 1.97 assist-to-turn-over ratio (77 ast, 39 to). Hepburn's heroics lifted the Badgers past No. 8 Purdue on March 1, 2022, as the freshman hit a go-ahead 3-pointer with 1.5 seconds left to finish with a career-high 17 points and help UW clinch a share of the Big Ten regular season championship.

- HONORS
- 2022-23 Preseason All-Big Ten Honoree
  - 2022 Big Ten All-Freshman Team

- TOP SEASON PERFORMANCES
- **vs. USC (11/25/22):** Matched a career-high with 17 points (3-5 3FG), plus 4 assists to lead UW to a win.
  - **PURDUE (3/1/22):** Banked in game winning 3-point shot with 1.2 seconds remaining clinching the B1G regular season title for UW. Career-high 17 points on 4-for-6 from behind the arc
  - **at Rutgers (2/26/22):** Led UW with a game-high 5 assists, plus 13 points (2-4 3FG) and 2 steals in a win
  - **MARQUETTE (12/4/21):** Recorded career highs in points (15) and assists (6), plus 3 steals in the win
  - **ST. FRANCIS (11/9/21):** First true freshman to start a season opener for UW since 2001, tallying 13 points, including 2-for-3 3FG shooting

SEASON HIGHS (2021-22)

POINTS: 17 vs. USC (11/25/22)

FIELD GOALS: 7 vs. USC (11/25/22)

FG ATTEMPTS: 14 vs. Green Bay (11/15/22)

3-POINT FGS: 3 (2x) MR vs. USC (11/25/22)

3-POINT FGAS: 5 (3x) MR vs. USC (11/25/22)

FREE THROWS: 3 vs. Green Bay (11/15/22)

FT ATTEMPTS: 4 vs. Green Bay (11/15/22)

REBOUNDS: 7 vs. Green Bay (11/15/22)

ASSISTS: 5 vs. Stanford (11/11/22)

BLOCKS: --

STEALS: 3 vs. Stanford (11/11/22)

MINUTES: 35 vs. Stanford (11/11/22)

CAREER HIGHS

POINTS: 17 (2x) MR vs. USC (11/25/22)

FIELD GOALS: 7 vs. USC (11/25/22)

FG ATTEMPTS: 14 vs. Green Bay (11/15/22)

3-POINT FGS: 4 vs. Purdue (3/1/22)

3-POINT FGAS: 6 vs. Purdue (3/1/22)

FREE THROWS: 4 (4x) MR vs. Nebraska (3/6/22)

FT ATTEMPTS: 5 (2x) MR vs. Nebraska (3/6/22)

REBOUNDS: 7 vs. Green Bay (11/15/22)

ASSISTS: 6 vs. Marquette (12/4/21)

BLOCKS: 2 vs. Indiana (12/8/21)

STEALS: 4 vs. Green Bay (11/12/21)

MINUTES: 37 at Indiana (2/15/22)

GAME-BY-GAME STATISTICS

#23 HEPBURN, Chucky

Opponent	Date	GS	MIN	Total		3-Pointers		Free throws		Rebounds				PF		A		TO		BLK		STL		PTS		AVG	
				FG-FGA	PCT	3FG-3FGA	PCT	FT-FTA	PCT	OFF	DEF	TOT	AVG	A	A	TO	BLK	STL	PTS	AVG							
South Dakota	11/07/2022	*	28:29	5-10	.500	3-5	.600	1-2	.500	0	3	3	3.0	2	3	2	0	2	14	14.0							
vs Stanford	11/11/2022	*	34:58	5-13	.385	0-5	.000	1-1	1.000	0	2	2	2.5	1	5	1	0	3	11	12.5							
Green Bay	11/15/2022	*	24:19	2-14	.143	1-3	.333	3-4	.750	3	4	7	4.0	3	3	2	0	0	8	11.0							
vs Dayton	11/23/2022	*	30:51	1-10	.100	0-3	.000	0-0	.000	0	4	4	4.0	3	1	3	0	2	2	8.8							
vs Kansas	11/24/2022	*	33:02	2-9	.222	1-1	1.000	1-2	.500	1	3	4	4.0	3	1	3	0	1	6	8.2							
vs Southern California	11/25/2022	*	31:06	7-13	.538	3-5	.600	0-1	.000	0	2	2	3.7	0	4	1	0	2	17	9.7							
Totals			6	182:45	22-69	.319	8-22	.364	6-10	.600	4	18	22	3.7	12	17	12	0	10	58	9.7						

CAREER STATISTICS

HEPBURN, Chucky

		Field Goals		3-Point		F-Throws		Rebounds								Scoring				
SEASON	TEAM	GP-GS	MIN/AVG	FG-FGA	FG%	3FG-3FGA	3FG%	FT-FTA	FT%	OFF	DEF	TOT	AVG	PF-FO	A	TO	BLK	STL	PTS	AVG
2021-22	Wisc	33-33	1022/31.0	92-237	.388	39-112	.348	39-56	.696	7	63	70	2.1	70-0	77	39	5	36	262	7.9
2022-23	Wisc	6-6	183/30.5	22-69	.319	8-22	.364	6-10	.600	4	18	22	3.7	12-0	17	12	0	10	58	9.7
TOTAL		39-39	1204/30.9	114-306	.373	47-134	.351	45-66	.682	11	81	92	2.4	82-0	94	51	5	46	320	8.2



# Individual Game by Game

## 10 | ISAAC LINDSEY

Sophomore | Guard | 6-4 | 185  
Mineral Point, Wis. | Mineral Point (UNLV)

### GAME-BY-GAME STATISTICS

#10 LINDSEY, Isaac

Opponent	Date	GS	MIN	Total		3-Pointers		Free throws		Rebounds				PF		A		BLK	STL	PTS	AVG
				FG-FGA	PCT	3FG-3FGA	PCT	FT-FTA	PCT	OFF	DEF	TOT	AVG	PF	A	TO	BLK				
South Dakota	11/07/2022		05:04	1-2	.500	1-2	.500	0-0	.000	0	1	1	1.0	2	0	0	0	0	0	3	3.0
vs Stanford	11/11/2022		03:20	0-0	.000	0-0	.000	0-0	.000	0	0	0	0.5	1	0	0	0	0	0	0	1.5
Green Bay	11/15/2022		05:25	1-3	.333	0-2	.000	0-0	.000	1	1	2	1.0	2	1	0	0	0	0	2	1.7
vs Dayton	11/23/2022		09:07	2-4	.500	1-2	.500	0-0	.000	0	1	1	1.0	1	1	0	0	0	0	5	2.5
vs Kansas	11/24/2022		07:14	0-1	.000	0-1	.000	1-2	.500	0	1	1	1.0	1	0	0	0	0	1	2.2	
vs Southern California	11/25/2022		07:42	1-3	.333	1-2	.500	0-0	.000	0	0	0	0.8	0	0	0	0	1	3	2.3	
Totals		0	37:53	5-13	.385	3-9	.333	1-2	.500	1	4	5	0.8	7	2	0	0	1	14	2.3	

### CAREER STATISTICS

LINDSEY, Isaac

SEASON TEAM	GP-GS	MIN/AVG	Field Goals		3-Point		F-Throws		Rebounds				PF		A		BLK	STL	Scoring	
			FG-FGA	FG%	3FG-3FGA	3FG%	FT-FTA	FT%	OFF	DEF	TOT	AVG	PF	FO	A	TO	BLK	STL	PTS	AVG
2021-22 Wisc	6-0	12/2.0	1-5	.200	1-3	.333	0-0	.000	0	0	0	0.0	0-0	0	0	0	0	0	3	0.5
2022-23 Wisc	6-0	38/6.3	5-13	.385	3-9	.333	1-2	.500	1	4	5	0.8	7-0	2	0	0	1	14	2.3	
TOTAL	12-0	50/4.1	6-18	.333	4-12	.333	1-2	.500	1	4	5	0.4	7-0	2	0	0	1	17	1.4	

### SEASON HIGHS

POINTS: 5 vs. Dayton (11/23/22)  
FIELD GOALS: 2 vs. Dayton (11/23/22)  
FG ATTEMPTS: 4 vs. Dayton (11/23/22)  
3-POINT FGs: 1 (3x) MR vs. USC (11/25/22)  
3-POINT FGAs: 2 (4x) MR vs. USC (11/25/22)  
FREE THROWS: 1 vs. Kansas (11/24/22)  
FT ATTEMPTS: 2 vs. Kansas (11/24/22)  
REBOUNDS: 2 vs. Green Bay (11/15/22)  
ASSISTS: 1 (2x) MR vs. Dayton (11/23/22)  
BLOCKS: --  
STEALS: 1 vs. USC (11/25/22)  
MINUTES: 9 vs. Dayton (11/23/22)

### CAREER HIGHS

POINTS: 5 vs. Dayton (11/23/22)  
FIELD GOALS: 2 vs. Dayton (11/23/22)  
FG ATTEMPTS: 4 vs. Dayton (11/23/22)  
3-POINT FGs: 1 (3x) MR vs. USC (11/25/22)  
3-POINT FGAs: 2 (4x) MR vs. USC (11/25/22)  
FREE THROWS: 1 vs. Kansas (11/24/22)  
FT ATTEMPTS: 2 vs. Kansas (11/24/22)  
REBOUNDS: 2 vs. Green Bay (11/15/22)  
ASSISTS: 1 (2x) MR vs. Dayton (11/23/22)  
BLOCKS: --  
STEALS: 1 vs. USC (11/25/22)  
MINUTES: 9 vs. Dayton (11/23/22)

## 13 | JUSTIN TAPHORN

Junior | Guard | 6-5 | 215  
Pekin, Ill. | Pekin

### GAME-BY-GAME STATISTICS

#13 TAPHORN, Justin

Opponent	Date	GS	MIN	Total		3-Pointers		Free throws		Rebounds				PF		A		BLK	STL	PTS	AVG
				FG-FGA	PCT	3FG-3FGA	PCT	FT-FTA	PCT	OFF	DEF	TOT	AVG	PF	A	TO	BLK				
South Dakota	11/07/2022		02:47	0-0	.000	0-0	.000	0-0	.000	0	0	0	0.0	0	0	0	0	0	0	0	0.0
Totals		0	02:47	0-0	.000	0-0	.000	0-0	.000	0	0	0	0.0	0	0	0	0	0	0	0	0.0

### CAREER STATISTICS

TAPHORN, Justin

SEASON TEAM	GP-GS	MIN/AVG	Field Goals		3-Point		F-Throws		Rebounds				PF		A		BLK	STL	Scoring	
			FG-FGA	FG%	3FG-3FGA	3FG%	FT-FTA	FT%	OFF	DEF	TOT	AVG	PF	FO	A	TO	BLK	STL	PTS	AVG
2020-21 Wisc	7-0	11/1.5	0-1	.000	0-1	.000	0-0	.000	0	0	0	0.0	0-0	0	1	0	0	0	0	0.0
2021-22 Wisc	4-0	4/1.1	0-0	.000	0-0	.000	0-0	.000	0	0	0	0.0	0-0	0	1	0	0	0	0	0.0
2022-23 Wisc	1-0	3/2.8	0-0	.000	0-0	.000	0-0	.000	0	0	0	0.0	0-0	0	0	0	0	0	0	0.0
TOTAL	12-0	18/1.5	0-1	.000	0-1	.000	0-0	.000	0	0	0	0.0	0-0	0	2	0	0	0	0	0.0

### SEASON HIGHS

POINTS: --  
FIELD GOALS: --  
FG ATTEMPTS: --  
3-POINT FGs: --  
3-POINT FGAs: --  
FREE THROWS: --  
FT ATTEMPTS: --  
REBOUNDS: --  
ASSISTS: --  
BLOCKS: --  
STEALS: --  
MINUTES: 3 vs. South Dakota (11/7/22)

### CAREER HIGHS

POINTS: --  
FIELD GOALS: --  
FG ATTEMPTS: 1 vs. Green Bay (12/1/20)  
3-POINT FGs: --  
3-POINT FGAs: 1 vs. Green Bay (12/1/20)  
FREE THROWS: --  
FT ATTEMPTS: --  
REBOUNDS: --  
ASSISTS: --  
BLOCKS: --  
STEALS: --  
MINUTES: 3 vs. South Dakota (11/7/22)

# Individual Game by Game

## 15 | ISAAC GARD

Freshman | Guard | 6-2 | 165  
Oregon, Wis. | Oregon

### GAME-BY-GAME STATISTICS

#### #15 GARD, Isaac

Opponent	Date	GS	MIN	Total		3-Pointers		Free throws		Rebounds				PF				PTS	AVG
				FG-FGA	PCT	3FG-3FGA	PCT	FT-FTA	PCT	OFF	DEF	TOT	AVG	A	TO	BLK	STL		
South Dakota	11/07/2022		01:12	0-0	.000	0-0	.000	0-0	.000	0	0	0	0.0	0	0	0	0	0	0.0
<b>Totals</b>		<b>0</b>	<b>01:12</b>	<b>0-0</b>	<b>.000</b>	<b>0-0</b>	<b>.000</b>	<b>0-0</b>	<b>.000</b>	<b>0</b>	<b>0</b>	<b>0</b>	<b>0.0</b>	<b>0</b>	<b>0</b>	<b>0</b>	<b>0</b>	<b>0</b>	<b>0.0</b>

### CAREER STATISTICS

#### GARD, Isaac

SEASON	TEAM	GP-GS	MIN	AVG	Field Goals		3-Point		F-Throws		Rebounds				PF				Scoring	
					FG-FGA	FG%	3FG-3FGA	3FG%	FT-FTA	FT%	OFF	DEF	TOT	AVG	A	TO	BLK	STL	PTS	AVG
2022-23	Wisc	1-0	1/1.2		0-0	.000	0-0	.000	0-0	.000	0	0	0	0.0	0-0	0	0	0	0	0.0
<b>TOTAL</b>		<b>1-0</b>	<b>1/1.2</b>		<b>0-0</b>	<b>.000</b>	<b>0-0</b>	<b>.000</b>	<b>0-0</b>	<b>.000</b>	<b>0</b>	<b>0</b>	<b>0</b>	<b>0.0</b>	<b>0-0</b>	<b>0</b>	<b>0</b>	<b>0</b>	<b>0</b>	<b>0.0</b>

### SEASON HIGHS

POINTS: --  
FIELD GOALS: --  
FG ATTEMPTS: --  
3-POINT FGS: --  
3-POINT FGAS: --  
FREE THROWS: --  
FT ATTEMPTS: --  
REBOUNDS: --  
ASSISTS: --  
BLOCKS: --  
STEALS: --  
MINUTES: 1 vs. South Dakota (11/7/22)

### CAREER HIGHS

POINTS: --  
FIELD GOALS: --  
FG ATTEMPTS: --  
3-POINT FGS: --  
3-POINT FGAS: --  
FREE THROWS: --  
FT ATTEMPTS: --  
REBOUNDS: --  
ASSISTS: --  
BLOCKS: --  
STEALS: --  
MINUTES: 1 vs. South Dakota (11/7/22)

## 21 | CHRIS HODGES

R-Freshman | Forward | 6-9 | 245  
Schaumburg, Ill. | Schaumburg

### GAME-BY-GAME STATISTICS

#### #21 HODGES, Chris

Opponent	Date	GS	MIN	Total		3-Pointers		Free throws		Rebounds				PF				PTS	AVG
				FG-FGA	PCT	3FG-3FGA	PCT	FT-FTA	PCT	OFF	DEF	TOT	AVG	A	TO	BLK	STL		
South Dakota	11/07/2022		05:38	0-0	.000	0-0	.000	0-0	.000	0	0	0	0.0	0	0	1	0	0	0.0
vs Stanford	11/11/2022		01:34	0-1	.000	0-0	.000	0-0	.000	1	0	1	0.5	0	0	0	0	0	0.0
Green Bay	11/15/2022		00:28	0-0	.000	0-0	.000	0-0	.000	0	0	0	0.3	1	0	0	0	0	0.0
vs Dayton	11/23/2022		01:20	0-0	.000	0-0	.000	0-0	.000	0	0	0	0.3	0	0	0	0	0	0.0
<b>Totals</b>		<b>0</b>	<b>09:00</b>	<b>0-1</b>	<b>.000</b>	<b>0-0</b>	<b>.000</b>	<b>0-0</b>	<b>.000</b>	<b>1</b>	<b>0</b>	<b>1</b>	<b>0.3</b>	<b>1</b>	<b>0</b>	<b>1</b>	<b>0</b>	<b>0</b>	<b>0.0</b>

### CAREER STATISTICS

#### HODGES, Chris

SEASON	TEAM	GP-GS	MIN	AVG	Field Goals		3-Point		F-Throws		Rebounds				PF				Scoring	
					FG-FGA	FG%	3FG-3FGA	3FG%	FT-FTA	FT%	OFF	DEF	TOT	AVG	A	TO	BLK	STL	PTS	AVG
2022-23	Wisc	4-0	9/2.3		0-1	.000	0-0	.000	0-0	.000	1	0	1	0.3	1-0	0	0	1	0	0.0
<b>TOTAL</b>		<b>4-0</b>	<b>9/2.3</b>		<b>0-1</b>	<b>.000</b>	<b>0-0</b>	<b>.000</b>	<b>0-0</b>	<b>.000</b>	<b>1</b>	<b>0</b>	<b>1</b>	<b>0.3</b>	<b>1-0</b>	<b>0</b>	<b>0</b>	<b>1</b>	<b>0</b>	<b>0.0</b>

### SEASON HIGHS

POINTS: --  
FIELD GOALS: --  
FG ATTEMPTS: 1 vs. Stanford (11/11/22)  
3-POINT FGS: --  
3-POINT FGAS: --  
FREE THROWS: --  
FT ATTEMPTS: --  
REBOUNDS: 1 vs. Stanford (11/11/22)  
ASSISTS: --  
BLOCKS: 1 vs. South Dakota (11/7/22)  
STEALS: --  
MINUTES: 6 vs. South Dakota (11/7/22)

### CAREER HIGHS

POINTS: --  
FIELD GOALS: --  
FG ATTEMPTS: 1 vs. Stanford (11/11/22)  
3-POINT FGS: --  
3-POINT FGAS: --  
FREE THROWS: --  
FT ATTEMPTS: --  
REBOUNDS: 1 vs. Stanford (11/11/22)  
ASSISTS: --  
BLOCKS: 1 vs. South Dakota (11/7/22)  
STEALS: --  
MINUTES: 6 vs. South Dakota (11/7/22)

# Individual Game by Game

## 30 | ROSS CANDELINO

Freshman | Guard | 6-5 | 185  
Jacksonville, Fla. | Ponte Vedra

### GAME-BY-GAME STATISTICS

#30 CANDELINO, Ross

Opponent	Date	GS	MIN	Total		3-Pointers		Free throws		Rebounds				PF	A	TO	BLK	STL	PTS	AVG
				FG-FGA	PCT	3FG-3FGA	PCT	FT-FTA	PCT	OFF	DEF	TOT	AVG							
South Dakota	11/07/2022		01:12	2-2	1.000	0-0	.000	0-1	.000	0	0	0	0.0	0	0	0	0	0	4	4.0
Totals		0	01:12	2-2	1.000	0-0	.000	0-1	.000	0	0	0	0.0	0	0	0	0	0	4	4.0

### CAREER STATISTICS

CANDELINO, Ross

				Field Goals		3-Point		F-Throws		Rebounds										Scoring	
SEASON	TEAM	GP-GS	MIN	AVG	FG-FGA	FG%	3FG-3FGA	3FG%	FT-FTA	FT%	OFF	DEF	TOT	AVG	PF-FO	A	TO	BLK	STL	PTS	AVG
2022-23	Wisc	1-0	1/1.2	2-2	1.000		0-0	.000	0-1	.000	0	0	0	0.0	0-0	0	0	0	0	4	4.0
TOTAL		1-0	1/1.2	2-2	1.000		0-0	.000	0-1	.000	0	0	0	0.0	0-0	0	0	0	0	4	4.0

### SEASON HIGHS

POINTS: 4 vs. South Dakota (11/7/22)  
FIELD GOALS: 2 vs. South Dakota (11/7/22)  
FG ATTEMPTS: 2 vs. South Dakota (11/7/22)  
3-POINT FGs: --  
3-POINT FGAs: --  
FREE THROWS: --  
FT ATTEMPTS: 1 vs. South Dakota (11/7/22)  
REBOUNDS: --  
ASSISTS: --  
BLOCKS: --  
STEALS: --  
MINUTES: 1 vs. South Dakota (11/7/22)

### CAREER HIGHS

POINTS: 4 vs. South Dakota (11/7/22)  
FIELD GOALS: 2 vs. South Dakota (11/7/22)  
FG ATTEMPTS: 2 vs. South Dakota (11/7/22)  
3-POINT FGs: --  
3-POINT FGAs: --  
FREE THROWS: --  
FT ATTEMPTS: 1 vs. South Dakota (11/7/22)  
REBOUNDS: --  
ASSISTS: --  
BLOCKS: --  
STEALS: --  
MINUTES: 1 vs. South Dakota (11/7/22)

## 35 | MARKUS ILVER

Sophomore | Forward | 6-8 | 215  
Tallinn, Estonia | Western Reserve Academy

### GAME-BY-GAME STATISTICS

#35 ILVER, Markus

Opponent	Date	GS	MIN	Total		3-Pointers		Free throws		Rebounds				PF	A	TO	BLK	STL	PTS	AVG
				FG-FGA	PCT	3FG-3FGA	PCT	FT-FTA	PCT	OFF	DEF	TOT	AVG							
South Dakota	11/07/2022		09:10	1-2	.500	1-2	.500	2-2	1.000	0	2	2	2.0	0	1	0	0	0	5	5.0
Green Bay	11/15/2022		10:28	1-2	.500	0-1	.000	0-0	.000	0	1	1	1.5	1	0	1	0	1	2	3.5
vs Dayton	11/23/2022		09:50	2-5	.400	2-4	.500	0-0	.000	1	1	2	1.7	0	0	0	0	0	6	4.3
vs Kansas	11/24/2022		04:21	0-1	.000	0-1	.000	0-0	.000	0	0	0	1.3	1	0	0	0	0	0	3.3
vs Southern California	11/25/2022		02:05	0-0	.000	0-0	.000	0-0	.000	0	1	1	1.2	2	0	1	0	0	0	2.6
Totals		0	35:54	4-10	.400	3-8	.375	2-2	1.000	1	5	6	1.2	4	1	2	0	1	13	2.6

### CAREER STATISTICS

ILVER, Markus

				Field Goals		3-Point		F-Throws		Rebounds									Scoring	
SEASON	TEAM	GP-GS	MIN/AVG	FG-FGA	FG%	3FG-3FGA	3FG%	FT-FTA	FT%	OFF	DEF	TOT	AVG	PF-FO	A	TO	BLK	STL	PTS	AVG
2021-22	Wisc	8-0	28/3.4	1-8	.125	0-5	.000	3-4	.750	1	3	4	0.5	7-0	0	2	0	0	5	0.6
2022-23	Wisc	5-0	36/7.2	4-10	.400	3-8	.375	2-2	1.000	1	5	6	1.2	4-0	1	2	0	1	13	2.6
TOTAL		13-0	63/4.9	5-18	.278	3-13	.231	5-6	.833	2	8	10	0.8	11-0	1	4	0	1	18	1.4

### SEASON HIGHS

POINTS: 6 vs. Dayton (11/23/22)  
FIELD GOALS: 2 vs. Dayton (11/23/22)  
FG ATTEMPTS: 5 vs. Dayton (11/23/22)  
3-POINT FGs: 2 vs. Dayton (11/23/22)  
3-POINT FGAs: 4 vs. Dayton (11/23/22)  
FREE THROWS: 2 vs. South Dakota (11/7/22)  
FT ATTEMPTS: 2 vs. South Dakota (11/7/22)  
REBOUNDS: 2 (2x) MR vs. Dayton (11/23/22)  
ASSISTS: 1 vs. South Dakota (11/7/22)  
BLOCKS: --  
STEALS: 1 vs. Green Bay (11/15/22)  
MINUTES: 10 (2x) MR vs. Dayton (11/23/22)

### CAREER HIGHS

POINTS: 6 vs. Dayton (11/23/22)  
FIELD GOALS: 2 vs. Dayton (11/23/22)  
FG ATTEMPTS: 5 vs. Dayton (11/23/22)  
3-POINT FGs: 2 vs. Dayton (11/23/22)  
3-POINT FGAs: 4 vs. Dayton (11/23/22)  
FREE THROWS: 3 vs. Green Bay (11/12/21)  
FT ATTEMPTS: 4 vs. Green Bay (11/12/21)  
REBOUNDS: 4 vs. Green Bay (11/12/21)  
ASSISTS: --  
BLOCKS: --  
STEALS: 1 vs. Green Bay (11/15/22)  
MINUTES: 11 vs. Green Bay (11/12/21)

# 2022-23 OVERALL STATISTICS

Game Records

Record	Overall	Home	Away	Neutral
ALL GAMES	5-1	2-0	0-0	3-1
CONFERENCE	0-0	0-0	0-0	0-0
NON-CONFERENCE	5-1	2-0	0-0	3-1

Score by Periods

Team	1st	2nd	OT	TOT
Wisconsin	181	190	5	376
Opponents	144	174	6	324

Team Box Score

No.	Player				Total		3-Point		F-Throw		Rebounds													
		GP-GS	MIN	AVG	FG-FGA	FG%	3FG-3FGA	3FG%	FT-FTA	FT%	OFF	DEF	TOT	AVG	PF	DQ	A	TO	BLK	STL	PTS	AVG		
5	WAHL, Tyler	6-6	178:03	29.7	28-74	.378	1-10	.100	27-34	.794	12	34	46	7.7	16	0	9	16	1	9	84	14.0		
3	ESSEGIAN, Connor	6-0	120:48	20.1	18-39	.462	13-24	.542	9-9	1.000	1	14	15	2.5	7	0	2	6	0	4	58	9.7		
23	HEPBURN, Chucky	6-6	182:45	30.5	22-69	.319	8-22	.364	6-10	.600	4	18	22	3.7	12	0	17	12	0	10	58	9.7		
22	CROWL, Steven	6-6	184:11	30.7	17-47	.362	5-20	.250	12-20	.600	11	32	43	7.2	7	0	14	8	8	0	51	8.5		
2	DAVIS, Jordan	6-6	152:11	25.4	15-41	.366	5-21	.238	5-7	.714	8	19	27	4.5	6	0	4	1	1	5	40	6.7		
11	KLESMIT, Max	6-6	179:47	30.0	10-25	.400	7-15	.467	9-12	.750	1	18	19	3.2	14	0	6	4	1	7	36	6.0		
30	CANDELINO, Ross	1-0	01:12	1.2	2-2	1.000	0-0	.000	0-1	.000	0	0	0	0.0	0	0	0	0	0	0	4	4.0		
35	ILVER, Markus	5-0	35:54	7.2	4-10	.400	3-8	.375	2-2	1.000	1	5	6	1.2	4	0	1	2	0	1	13	2.6		
14	GILMORE, Carter	6-0	90:59	15.2	7-18	.389	1-3	.333	0-0	.000	6	9	15	2.5	13	0	2	2	1	8	15	2.5		
10	LINDSEY, Isaac	6-0	37:53	6.3	5-13	.385	3-9	.333	1-2	.500	1	4	5	0.8	7	0	2	0	0	1	14	2.3		
0	NEATH, Jahcobi	3-0	28:25	9.5	1-4	.250	1-2	.500	0-0	.000	0	1	1	0.3	2	0	1	2	0	1	3	1.0		
15	GARD, Isaac	1-0	01:12	1.2	0-0	.000	0-0	.000	0-0	.000	0	0	0	0.0	0	0	0	0	0	0	0	0.0		
21	HODGES, Chris	4-0	09:00	2.3	0-1	.000	0-0	.000	0-0	.000	1	0	1	0.3	1	0	0	0	1	0	0	0.0		
13	TAPHORN, Justin	1-0	02:47	2.8	0-0	.000	0-0	.000	0-0	.000	0	0	0	0.0	0	0	0	0	0	0	0	0.0		
4	MCGEE, Kamari	4-0	19:53	5.0	0-1	.000	0-1	.000	0-0	.000	0	3	3	0.8	7	0	3	2	0	1	0	0.0		
Team											8	9	17					2						
Total		6	1225		129-344	.375	47-135	.348	71-97	.732	54	166	220	36.7	96	0	61	57	13	47	376	62.7		
Opponents		6	1225		118-319	.370	29-124	.234	59-99	.596	53	175	228	38.0	103	1	52	79	24	30	324	54.0		

Team Statistics

	WISC	OPP
Scoring	376	324
Points per game	62.7	54.0
Scoring margin	+8.7	-
Field goals-att	129-344	118-319
Field goal pct	.375	.370
3 point fg-att	47-135	29-124
3-point FG pct	.348	.234
3-pt FG made per game	7.8	4.8
Free throws-att	71-97	59-99
Free throw pct	.732	.596
F-Throws made per game	11.8	9.8
Rebounds	220	228
Rebounds per game	36.7	38.0
Rebounding margin	-1.3	-
Assists	61	52
Assists per game	10.2	8.7
Turnovers	57	79
Turnovers per game	9.5	13.2
Turnover margin	+3.7	-
Assist/turnover ratio	1.1	0.7
Steals	47	30
Steals per game	7.8	5.0
Blocks	13	24
Blocks per game	2.2	4.0
Winning streak	1	-
Home win streak	2	-
Attendance	28553	0
Home games-Avg/Game	2-14277	0-0
Neutral site-Avg/Game	-	4-5167

Team Results

Date	Opponent		Score	Att.
11/07/2022	South Dakota	W	85-59	14349
11/11/2022	vs Stanford	W	60-50	17927
11/15/2022	Green Bay	W	56-45	14204
11/23/2022	vs Dayton	W	43-42	1047
11/24/2022	vs Kansas	Lot	68-69	1185
11/25/2022	vs Southern California	W	64-59	510



GAME-BY-GAME STATISTICS

WISCONSIN

Opponent	Date	Score		FG-FGA	PCT	3FG-3FGA	PCT	FT-FTA	PCT	OFF	DEF	TOT	AVG	PF	A	TO	BLK	STL	PTS	AVG
South Dakota	11/07/2022	85-59	W	28-55	.509	12-26	.462	17-23	.739	7	30	37	37.0	15	14	10	4	8	85	85.0
vs Stanford	11/11/2022	60-50	W	22-59	.373	5-20	.250	11-18	.611	9	23	32	34.5	20	9	9	4	11	60	72.5
Green Bay	11/15/2022	56-45	W	16-53	.302	8-19	.421	16-19	.842	15	30	45	38.0	18	8	14	2	6	56	67.0
vs Dayton	11/23/2022	43-42	W	14-59	.237	6-27	.222	9-10	.900	11	28	39	38.3	17	7	10	1	8	43	61.0
vs Kansas	11/24/2022	68-69	Lot	24-62	.387	6-19	.316	14-19	.737	6	29	35	37.6	19	10	6	1	8	68	62.4
vs Southern California	11/25/2022	64-59	W	25-56	.446	10-24	.417	4-8	.500	6	26	32	36.7	7	13	8	1	6	64	62.7
Total		376		129-344	.375	47-135	.348	71-97	.732	54	166	220	36.7	96	61	57	13	47	376	62.7
Opponents		324		118-319	.370	29-124	.234	59-99	.596	53	175	228	38.0	103	52	79	24	30	324	54.0

Wisconsin Averages

Games Played	Points/ game	FG Pct	3FG Pct	FT Pct	Rebounds/ game	Assists/ game	Turnovers/ game	Assist/Turnover ratio	Steals/ game	Blocks/ game
6	62.7	37.5	34.8	73.2	36.7	10.2	9.5	1.1	7.8	2.2

GAME-BY-GAME STATISTICS

OPPONENT

Opponent	Date	Score		FG-FGA	PCT	3FG-3FGA	PCT	FT-FTA	PCT	OFF	DEF	TOT	AVG	PF	A	TO	BLK	STL	PTS	AVG
South Dakota	11/07/2022	85-59	W	23-57	.404	2-15	.133	11-17	.647	8	26	34	34.0	20	7	10	2	5	59	59.0
vs Stanford	11/11/2022	60-50	W	17-47	.362	1-16	.063	15-23	.652	7	31	38	36.0	20	6	16	9	5	50	54.5
Green Bay	11/15/2022	56-45	W	15-44	.341	2-14	.143	13-23	.565	3	22	25	32.3	18	6	9	2	9	45	51.3
vs Dayton	11/23/2022	43-42	W	16-53	.302	4-27	.148	6-9	.667	11	34	45	35.5	13	6	17	4	4	42	49.0
vs Kansas	11/24/2022	68-69	Lot	24-62	.387	9-29	.310	12-21	.571	14	36	50	38.4	18	15	13	2	5	69	53.0
vs Southern California	11/25/2022	64-59	W	23-56	.411	11-23	.478	2-6	.333	10	26	36	38.0	14	12	14	5	2	59	54.0
Total		324		118-319	.370	29-124	.234	59-99	.596	53	175	228	38.0	103	52	79	24	30	324	54.0
Wisconsin		376		129-344	.375	47-135	.348	71-97	.732	54	166	220	36.7	96	61	57	13	47	376	62.7

Opponents Averages

Games Played	Points/ game	FG Pct	3FG Pct	FT Pct	Rebounds/ game	Assists/ game	Turnovers/ game	Assist/Turnover ratio	Steals/ game	Blocks/ game
6	54.0	37.0	23.4	59.6	38.0	8.7	13.2	0.7	5.0	4.0

## GAME 1: WISCONSIN 85, SOUTH DAKOTA 59

Nov. 7, 2022 • Madison, Wis. • Kohl Center



Official Basketball Box Score - Final  
**South Dakota at Wisconsin**  
 11/07/22 Kohl Center, Madison  
 2022-23 Men's Basketball

Game Time: 7:30 PM  
 Game Duration: 1:58  
 Attendance: 14,349

Officials: Larry Scrotto, Brian Anseliger, Rhett Lamoreaux

South Dakota - 59 Record: 0-1

NO. Name	Min	FG	3P	FT	Rebounds	Fouls	TP	AS	TO	ST	Blocks	BA	+/
34 Tasos Kamateros	F 26:29	3-9	0-3	0-0	1 4 5	2 1	6	0	0	1	0	1	-20
2 Damani Hayes	G 22:53	1-3	0-0	0-0	1 6 7	1 0	2	0	0	0	1	1	-19
5 Kruz Perrott-Hunt	G 32:45	10-20	0-2	1-1	1 2 3	4 4	21	3	2	2	0	1	-18
10 A.J. Pitzuweit	G 26:59	2-5	1-2	3-6	1 3 4	4 3	8	1	4	0	0	0	-21
11 Mason Archambault	G 22:10	1-6	0-3	2-2	0 3 3	3 2	4	0	0	1	0	0	-24
23 Paul Bruns	21:16	2-6	1-4	0-0	2 3 5	2 2	10	0	2	1	1	0	-18
13 Mihal Carcoana	08:42	0-0	0-0	0-0	1 1 1	3 0	0	0	1	0	0	0	-8
55 Jeremiah Coleman	10:32	2-3	0-1	0-2	0 2 2	0 2	4	1	0	0	0	0	-7
3 Max Burchill	17:04	1-3	0-0	0-1	0 1 1	1 1	2	0	0	0	0	0	-6
33 Felix Brostrom	09:58	0-1	0-0	0-0	0 0 0	2 0	0	0	1	0	0	1	-3
22 Keaton Kutcher	01:12	1-1	0-0	0-0	0 0 0	0 0	2	0	0	0	0	0	0
Team					2 1 3				0				
Totals		23-57	2-15	11-17	8 26 34	20 15	59	7	10	5	2	4	-26

Technical Fouls: NONE

Wisconsin - 85 Record: 1-0

NO. Name	Min	FG	3P	FT	Rebounds	Fouls	TP	AS	TO	ST	Blocks	BA	+/
5 Tyler Wahl	F 26:58	5-11	0-3	9-10	3 7 10	2 7	19	4	3	2	1	1	24
22 Steven Crowl	F 24:50	4-8	2-4	2-3	0 3 3	1 2	12	2	1	0	2	0	19
2 Jordan Davis	G 20:40	3-8	0-2	0-1	1 5 6	1 2	6	0	0	0	0	1	14
11 Max Klesmit	G 30:39	3-6	2-3	3-4	0 4 4	2 3	11	0	2	1	0	0	24
23 Chucky Hepburn	G 28:29	5-10	3-5	1-2	0 3 3	2 3	14	3	2	2	0	0	27
0 Jahcobi Neath	08:44	1-1	1-1	0-0	0 1 1	1 0	3	0	0	0	0	0	5
14 Carter Gilmore	12:12	1-1	0-0	0-0	2 1 3	0 0	2	1	1	1	0	0	5
3 Connor Essegian	14:23	2-3	2-3	0-0	0 1 1	2 1	6	1	1	1	0	0	7
4 Kamari McGee	08:02	0-1	0-1	0-0	0 2 2	2 0	0	2	1	1	0	0	-2
35 Markus Iver	09:10	1-2	1-2	2-2	0 2 2	0 1	5	1	0	0	0	0	1
21 Chris Hodges	05:38	0-0	0-0	0-0	0 0 0	0 0	0	0	0	0	1	0	3
10 Isaac Lindsey	05:04	1-2	1-2	0-0	0 1 1	2 0	3	0	0	0	0	0	2
13 Justin Taphorn	02:47	0-0	0-0	0-0	0 0 0	0 0	0	0	0	0	0	0	1
15 Isaac Gard	01:12	0-0	0-0	0-0	0 0 0	0 0	0	0	0	0	0	0	0
30 Ross Candelino	01:12	2-2	0-0	0-1	0 0 0	0 1	4	0	0	0	0	0	0
Team					1 0 1				0				
Totals		28-55	12-26	17-23	7 30 37	15 20	85	14	10	8	4	2	26

Technical Fouls: NONE

Biggest lead	SD	UW
0 (1 <sup>st</sup> 20:00)	28 (2 <sup>nd</sup> 0:46)	
Best Scoring Run	SD	UW
7 (1 <sup>st</sup> 12:21)	10 (2 <sup>nd</sup> 7:21)	
Lead Changes	0	
Times Tied	0	
Time with Lead	00:00	39:50

**NOTES:** Wisconsin won its home opener for the 7th straight season and the 24th time in the last 25 years...UW is 7-0 in home openers under Greg Gard...Tyler Wahl tallied his 5th career double-double...Max Klesmit, Connor Essegian, Kamari McGee, Chris Hodges, Ross Candelino and Isaac Gard made their UW debuts.

## GAME 2: WISCONSIN 60, STANFORD 50

Nov. 11, 2022 • Milwaukee, Wis. • American Family Field



Official Basketball Box Score - Final  
**Stanford at Wisconsin**  
 11/11/22 American Family Field, Milwaukee  
 2022-23 Men's Basketball

Game Time: 8:30 PM  
 Game Duration: 2:05  
 Attendance: 17,927

Officials: Eric Curry, Brian Droney, John Higgins

Stanford - 50 Record: 1-1

NO. Name	Min	FG	3P	FT	Rebounds	Fouls	TP	AS	TO	ST	Blocks	BA	+/
22 James Keefe	F 15:44	1-2	0-0	0-0	4 4 4	2 0	2	1	4	1	0	0	-4
23 Brandon Angel	F 29:59	5-11	1-5	3-4	1 2 3	4 3	14	0	1	0	0	2	-9
55 Harrison Ingram	F 32:24	2-8	0-2	2-4	2 6 8	2 5	6	1	3	0	2	1	-5
5 Michael O'Connell	G 28:37	1-5	0-1	1-1	1 4 5	2 1	3	2	1	2	0	0	-10
13 Michael Jones	G 33:16	3-7	0-2	3-5	1 3 4	2 5	9	1	2	0	2	1	-4
1 Isa Silva	11:23	1-1	0-0	1-2	0 0 0	0 4	2	3	0	1	1	0	-1
14 Spencer Jones	20:31	3-9	0-5	2-2	1 3 4	2 2	8	1	2	1	4	0	-7
42 Maxime Raynaud	24:16	1-4	0-1	1-2	0 6 6	1 1	3	0	2	0	1	0	-6
10 Max Murrell	03:50	0-0	0-0	2-3	0 0 0	1 1	2	0	0	0	0	0	-5
Team					1 3 4				0				
Totals		17-47	1-16	15-23	7 31 38	20 50	60	6	16	5	9	4	-10

Technical Fouls: Keefe 1<sup>st</sup> 18:35

Wisconsin - 60 Record: 2-0

NO. Name	Min	FG	3P	FT	Rebounds	Fouls	TP	AS	TO	ST	Blocks	BA	+/
5 Tyler Wahl	F 32:48	6-13	1-2	4-8	1 4 5	2 6	17	0	2	3	0	2	8
22 Steven Crowl	F 33:31	2-6	1-4	4-6	2 9 11	4 3	9	2	2	0	3	1	14
2 Jordan Davis	G 25:02	5-9	1-3	2-3	3 0 3	3 4	13	0	1	1	0	2	12
11 Max Klesmit	G 16:59	0-1	0-0	0-0	0 3 3	4 0	0	1	0	1	0	0	5
23 Chucky Hepburn	G 34:58	6-13	0-5	1-1	0 2 2	1 1	11	5	1	3	0	1	12
3 Connor Essegian	23:01	3-9	2-4	0-0	0 2 2	1 2	8	0	0	0	0	1	5
0 Jahcobi Neath	15:03	0-3	0-1	0-0	0 0 0	0 0	1	0	1	2	1	0	0
14 Carter Gilmore	12:07	1-4	0-0	0-0	0 1 1	3 2	2	0	0	2	1	1	-2
10 Isaac Lindsey	03:20	0-0	0-0	0-0	0 0 0	0 1	1	0	0	0	0	0	0
21 Chris Hodges	01:34	0-1	0-0	0-0	1 0 1	0 0	0	0	0	0	0	0	1
4 Kamari McGee	01:37	0-0	0-0	0-0	0 0 0	0 0	1	0	0	0	0	0	-2
Team					2 2 4				0		1		
Totals		22-59	5-20	11-18	9 23 32	20 60	60	9	9	11	4	9	10

Technical Fouls: NONE

Biggest lead	Stan	UW
1 (1 <sup>st</sup> 15:02)	13 (1 <sup>st</sup> 1:08)	
Best Scoring Run	Stan	UW
6 (1 <sup>st</sup> 15:02)	8 (1 <sup>st</sup> 1:08)	
Lead Changes	6	
Times Tied	3	
Time with Lead	02:17	36:32

Points from Turnovers	Stan	UW
10	18	
Paint	Stan	UW
30	26	
Second Chance	Stan	UW
10	8	
Fast Breaks	Stan	UW
2	6	
Bench	Stan	UW
16	10	

**NOTES:** Wisconsin opened the season 2-0 for the 3rd straight year and the 5th time in the last 6 years...UW improved to 64-57 all-time in the city of Milwaukee... Tyler Wahl scored in double figures in back-to-back games reaching the mark for the 26th time in his career...Steven Crowl set new career highs with 11 rebounds and 3 blocks...Jordan Davis scored a career-high 13 points.

## GAME 3: WISCONSIN 56, GREEN BAY 45

Nov. 15, 2022 • Madison, Wis. • Kohl Center



Official Basketball Box Score - Final  
**Green Bay at Wisconsin**  
 11/15/22 Kohl Center, Madison  
 2022-23 Men's Basketball

Game Time: 8:00 PM  
 Game Duration: 1:57  
 Attendance: 14,524

Officials: Bill B, Lewis Garrison, Rob Kuenenren

Green Bay - 45 Record: 0-3

NO. Name	Min	FG	3P	FT	Rebounds	Fouls	TP	AS	TO	ST	Blocks	BA	+/
3 Clarence Cummings III	F 33:29	2-10	0-3	2-4	0 1 1	4 2	6	1	1	2	1	2	-7
11 Cade Meyer	F 28:00	5-8	0-1	3-4	0 1 3	2 13	0	0	3	0	1	0	4
24 Brock Heffner	F 20:59	1-6	0-2	1-2	1 1 2	3 1	3	0	0	1	0	0	-5
4 Davin Zeigler	G 20:04	0-3	0-1	1-2	0 5 5	3 2	1	2	0	0	0	0	-14
55 Nate Jenkins	G 24:42	0-1	0-1	0-0	0 4 4	1 1	0	0	1	0	0	0	-5
1 Randy Tucker	15:10	1-4	0-2	0-0	0 1 1	2 0	2	0	0	0	0	0	-6
0 Garren Davis	23:00	1-5	0-2	2-4	0 2 2	1 4	4	2	1	2	0	0	-3
5 Zae Blake	26:22	5-5	2-2	3-5	0 4 4	1 3	15	0	1	4	0	0	-7
13 Donovan Short	08:14	0-1	0-0	1-2	1 0 1	1 2	1	1	2	0	0	0	-12
Team					1 1 2				0				
Totals		15-44	2-14	13-23	3 22 25	18 18	45	6	9	9	2	2	-11

Technical Fouls: NONE

Wisconsin - 56 Record: 3-0

NO. Name	Min	FG	3P	FT	Rebounds	Fouls	TP	AS	TO	ST	Blocks	BA	+/
5 Tyler Wahl	F 23:49	2-11	0-1	4-4	2 7 9	4 5	8	0	4	0	0	1	6
22 Steven Crowl	F 28:14	3-6	1-1	2-3	4 5 9	0 3	9	0	2	0	1	0	1
2 Jordan Davis	G 32:59	3-7	3-6	2-2	1 2 3	0 1	11	1	0	2	1	0	13
11 Max Klesmit	G 35:57	2-5	2-4	3-4	1 4 5	1 6	9	1	0	2	0	0	12
23 Chucky Hepburn	G 24:19	2-14	1-3	3-4	3 4 7	3 2	8	3	2	0	0	1	10
14 Carter Gilmore	20:44	2-4	1-1	0-0	2 3 5	4 0	5	1	2	1	0	0	12
35 Markus Iver	10:28	1-2	0-1	0-0	0 1 1	1 2	0	0	1	1	0	0	7
3 Connor Essegian	07:29	0-1	0-0	2-2	0 1 1	0 0	2	0	2	0	0	0	-1
0 Jahcobi Neath	04:38	0-0	0-0	0-0	0 0 0	1 0	0	0	0	0	0	0	-2
4 Kamari McGee	05:30	0-0	0-0	0-0	0 0 0	1 0	0	0	1	1	0	0	-6
10 Isaac Lindsey	05:25	1-3	0-2	0-0	1 1 2	2 0	2	1	0	0	0	0	4
21 Chris Hodges	00:28	0-0	0-0	0-0	0 0 0	1 0	0	0	0	0	0	0	-1
Team					1 2 3				0				
Totals		16-53	8-19	16-19	15 30 45	18 18	56	8	14	6	2	2	11

Technical Fouls: NONE

	UWGB	UW
Biggest lead	2 (1 <sup>st</sup> 19:24)	19 (2 <sup>nd</sup> 19:18)
Best Scoring Run	8 (2 <sup>nd</sup> 13:13)	11 (1 <sup>st</sup> 4:08)
Lead Changes	3	
Times Tied	0	
Time with Lead	04:26	34:58

Points from	UWGB	UW
Turnovers	8	10
Paint	22	16
Second Chance	2	17
Fast Breaks	0	5
Bench	22	11

Period by Period Scoring			
	1st	2nd	TOT
UWGB	15	30	45
UW	32	24	56

GAME 5: #3 KANSAS 69, WISCONSIN 68 (OT)

Nov. 24, 2022 • Paradise Island, Bahamas. • Imperial Arena

NCAA

Official Basketball Box Score - Final

Wisconsin at Kansas

11/24/22 Atlantis Resort - Imperial Arena, Paradise Island

2022 Bad Boy Mowers Battle 4 Atlantis

Game Time: 11:00 AM

Game Duration: 2:17

Attendance: 1,185

Officials: Mike Roberts, Raymie Snyons, Bret Smith

Wisconsin - 68

Record: 4-1

NO.	Name	Min	FG	3P	FT	Rebounds	Fouls	TP	AS	TO	ST	Blocks	+/-
			M-A	M-A	M-A	OR DR TOT	PF FD					BS BA	
5	Tyler Wahl	F 35:00	8-19	0-1	7-8	3 7 10	4 8	23	2	2	3	0 0	10
22	Steven Crowl	F 34:49	2-6	0-2	0-1	0 6 6	0 2	4	3	0	0	1 0	-10
2	Jordan Davis	G 17:28	0-5	0-3	0-0	0 4 4	1 0	0	1	0	0	0 0	-8
11	Max Klesmit	G 43:08	4-6	2-3	3-4	0 1 1	2 2	13	2	0	1	0 0	2
23	Chucky Hepburn	G 33:02	2-9	1-1	1-2	1 3 4	3 1	6	1	3	1	0 1	-3
3	Connor Essegian	31:05	6-12	3-7	2-2	1 4 5	2 4	17	1	1	1	0 1	5
14	Carter Gilmore	14:09	2-3	0-0	0-0	1 1 2	2 0	4	0	0	2	0 0	2
4	Kamari McGee	04:44	0-0	0-0	0-0	0 1 1	3 0	0	0	0	0	0 0	0
35	Markus Ilver	04:21	0-1	0-1	0-0	0 0 0	1 0	0	0	0	0	0 0	-5
10	Isaac Lindsey	07:14	0-1	0-1	1-2	0 1 1	1 1	1	0	0	0	0 0	2
Team						0 1 1		0	0				
Totals			24-62	6-19	14-19	6 29 35	19 18	68	10	6	8	1 2	-1

Technical Fouls:Essegian 1<sup>st</sup>14:12Klesmit 2<sup>nd</sup>5:21

Shooting By Period

1 <sup>st</sup> FG%	8-26	30.8%
3PT%	2-8	25.0%
FT%	2-5	40%
2 <sup>nd</sup> FG%	14-29	48.3%
3PT%	4-9	44.4%
FT%	11-13	84.6%
OT FG%	2-7	28.6%
3PT%	0-2	0.0%
FT%	1-1	100%
GM FG%	24-62	38.7%
3PT%	6-19	31.6%
FT%	14-19	73.7%

Dead Ball Rebounds:1, 0

Kansas - 69

Record: 6-0

NO.	Name	Min	FG	3P	FT	Rebounds	Fouls	TP	AS	TO	ST	Blocks	+/-
			M-A	M-A	M-A	OR DR TOT	PF FD					BS BA	
10	Jalen Wilson	F 40:01	9-20	2-6	9-14	0 14 14	1 10	29	1	3	0	0 0	-2
24	KJ Adams, Jr.	F 32:24	2-2	0-0	2-4	3 3 6	4 2	6	1	2	1	0 0	-4
3	Dajuan Harris	G 38:02	2-7	1-1	0-1	2 1 3	3 3	5	7	4	3	1 1	2
4	Grady Dick	G 34:46	3-8	3-7	0-0	1 4 5	1 2	9	0	0	0	0 0	-8
15	Kevin McCullar	G 36:12	7-16	3-9	1-2	4 5 9	5 2	18	3	1	1	1 0	0
1	Joseph Yesulu	09:14	0-2	0-1	0-0	0 1 1	2 0	0	0	0	0	0 0	9
21	Zach Clemence	12:36	0-6	0-5	0-0	1 2 3	1 0	0	1	1	0	0 0	5
0	Bobby Pettiford	19:20	1-1	0-0	0-0	1 1 2	1 0	2	2	2	0	0 0	3
11	MJ Rice	02:25	0-0	0-0	0-0	0 0 0	0 0	0	0	0	0	0 0	0
Team						2 5 7		0	0				
Totals			24-62	9-29	12-21	14 36 50	18 19	69	15	13	5	2 1	1

Technical Fouls:NONE

Shooting By Period

1 <sup>st</sup> FG%	12-32	37.5%
3PT%	6-17	35.3%
FT%	3-5	60%
2 <sup>nd</sup> FG%	10-24	41.7%
3PT%	3-9	33.3%
FT%	7-14	50%
OT FG%	2-6	33.3%
3PT%	0-3	0.0%
FT%	2-2	100%
GM FG%	24-62	38.7%
3PT%	9-29	31.0%
FT%	12-21	57.1%

Dead Ball Rebounds:4, 0

	WIS	KAN
Biggest lead	3 (1 <sup>st</sup> 14:48)	15 (2 <sup>nd</sup> 15:46)
Best Scoring Run	11 (2 <sup>nd</sup> 0:23)	10 (2 <sup>nd</sup> 3:40)
Lead Changes	10	
Times Tied	8	
Time with Lead	05:35	33:15

Points from	WIS	KAN
Turnovers	13	4
Paint	34	26
Second Chance	10	11
Fast Breaks	5	7
Bench	22	2

Period by Period Scoring				
	1st	2nd	OT1	TOT
WIS	20	43	5	68
KAN	33	30	6	69

GAME 6: WISCONSIN 64, USC 59

Nov. 25, 2022 • Paradise Island, Bahamas. • Imperial Arena

NCAA

Official Basketball Box Score - Final

Southern California at Wisconsin

11/25/22 Atlantis Resort - Imperial Arena, Paradise Island

2022 Bad Boy Mowers Battle 4 Atlantis

Game Time: 1:00 PM

Game Duration: 1:48

Attendance: 510

Officials: Tony Padilla, Bert Smith, Brett Smith

Southern California - 59

Record: 4-3

NO.	Name	Min	FG	3P	FT	Rebounds	Fouls	TP	AS	TO	ST	Blocks	+/-
			M-A	M-A	M-A	OR DR TOT	PF FD					BS BA	
24	Joshua Morgan	F 32:06	1-1	0-0	0-0	2 3 5	0 1	2	2	1	0	1 0	15
2	Reese Dixon-Waters	G 19:50	3-7	1-4	0-0	2 2 4	3 0	7	0	3	0	0 0	0
5	Boogie Ellis	G 30:00	6-16	3-8	0-1	0 4 4	3 1	15	2	2	0	0 0	-1
13	Drew Peterson	G 31:43	6-15	5-8	0-0	3 7 10	2 0	17	3	5	0	1 1	-11
22	Tre White	G 25:41	3-6	0-0	1-2	0 5 5	1 1	7	0	0	1	0 0	-1
0	Kobe Johnson	29:04	3-7	2-3	0-1	0 3 3	0 2	8	5	1	0	3 0	-1
30	Harrison Homery	14:14	0-2	0-2	1-2	1 1 2	3 2	1	0	0	0	1 0	-6
33	Kijani Wright	07:34	0-0	0-0	0-0	0 0 0	2 0	0	0	1	0	0 0	-18
1	Malik Thomas	08:51	1-2	0-0	0-0	0 0 0	0 0	2	0	0	1	0 0	-2
4	Oziyah Sellers	00:57	0-0	0-0	0-0	0 0 0	0 0	0	0	0	0	0 0	0
Team						2 1 3		0	1				
Totals			23-56	11-23	2-6	10 26 36	14 7	59	12	14	2	5 1	-5

Technical Fouls:Ellis 2<sup>nd</sup>19:29

Shooting By Period

1 <sup>st</sup> FG%	13-26	50.0%
3PT%	6-13	46.2%
FT%	2-5	40%
2 <sup>nd</sup> FG%	10-30	33.3%
3PT%	5-10	50.0%
FT%	0-1	0%
GM FG%	23-56	41.1%
3PT%	11-23	47.8%
FT%	2-6	33.3%

Dead Ball Rebounds:1, 0

Wisconsin - 64

Record: 5-1

NO.	Name	Min	FG	3P	FT	Rebounds	Fouls	TP	AS	TO	ST	Blocks	+/-
			M-A	M-A	M-A	OR DR TOT	PF FD					BS BA	
5	Tyler Wahl	F 35:22	6-12	0-1	2-3	1 8 9	0 6	14	3	2	0	0 2	2
22	Steven Crowl	F 30:14	3-10	1-5	1-3	2 5 7	0 3	8	3	1	0	1 1	12
2	Jordan Davis	G 24:55	3-5	1-3	1-1	1 2 3	0 1	8	1	0	1	0 0	12
11	Max Klesmit	G 30:50	0-2	0-1	0-0	0 1 1	3 0	0	2	1	0	0 0	1
23	Chucky Hepburn	G 31:06	7-13	3-5	0-1	0 2 2	0 0	17	4	1	2	0 0	-6
3	Connor Essegian	25:27	4-8	4-8	0-0	0 4 4	1 4	12	0	1	1	0 1	-1
14	Carter Gilmore	12:19	1-3	0-1	0-0	0 1 1	1 0	2	0	0	1	0 0	0
35	Markus Ilver	02:05	0-0	0-0	0-0	0 1 1	2 0	0	0	1	0	0 0	-4
10	Isaac Lindsey	07:42	1-3	1-2	0-0	0 0 0	0 0	3	0	0	1	0 1	9
Team						2 2 4		0	1				
Totals			25-56	10-24	4-8	6 26 32	7 14	64	13	8	6	1 5	5

Technical Fouls:NONE

Shooting By Period

1 <sup>st</sup> FG%	14-28	50.0%
3PT%	7-16	43.8%
FT%	1-2	50%
2 <sup>nd</sup> FG%	11-28	39.3%
3PT%	3-8	37.5%
FT%	3-6	50%
GM FG%	25-56	44.6%
3PT%	10-24	41.7%
FT%	4-8	50.0%

Dead Ball Rebounds:3, 0

	USC	WIS
Biggest lead	7 (1 <sup>st</sup> 6:59)	5 (2 <sup>nd</sup> 1:07)
Best Scoring Run	8 (2 <sup>nd</sup> 16:25)	8 (2 <sup>nd</sup> 1:07)
Lead Changes	10	
Times Tied	7	
Time with Lead	20:31	13:11

Points from	USC	WIS
Turnovers	18	15
Paint	12	26
Second Chance	10	5
Fast Breaks	10	11
Bench	11	17

Period by Period Scoring				
	1st	2nd	TOT	
WIS	34	25	59	
USC	36	28	64	



# SPECIAL STATISTICS

Game	Pts off T/O (Wis / Opp)	Pts in Paint (Wis / Opp)	2nd Chance Pts (Wis / Opp)	Fast Break Pts (Wis / Opp)	Bench Pts (Wis / Opp)
11/07/22   SOUTH DAKOTA	8 / 12	26 / 24	8 / 8	13 / 5	23 / 18
11/11/22   vs. Stanford	18 / 10	26 / 30	8 / 10	6 / 2	10 / 16
11/15/22   GREEN BAY	10 / 8	16 / 22	17 / 2	5 / 0	11 / 22
11/23/22   vs. Dayton	8 / 7	16 / 20	13 / 4	0 / 4	24 / 9
11/24/22   vs. Kansas	13 / 4	34 / 26	10 / 11	5 / 7	22 / 2
11/25/22   vs. USC	15 / 18	26 / 12	5 / 10	11 / 10	17 / 11
RUNNING TOTAL	72 / 59	144 / 134	61 / 45	40 / 28	107 / 78
PER GAME AVERAGE	12.0 / 9.8	24.0 / 22.3	10.2 / 7.5	6.7 / 4.7	17.8 / 13.0

# TEAM SUPERLATIVES

## WISCONSIN

### HIGH

### LOW

• Points	85	SOUTH DAKOTA (11/7/22)	43	vs. Dayton (11/23/22)
• First-Half Points	38	SOUTH DAKOTA (11/7/22)	29	vs. Kansas (11/24/22)
• Second-Half Points	47	SOUTH DAKOTA (11/7/22)	20	vs. Dayton (11/23/22)
• Field Goals Made	28	SOUTH DAKOTA (11/7/22)	14	vs. Dayton (11/23/22)
• Field Goal Attempts	62	vs. Kansas (11/24/22)	53	GREEN BAY (11/15/22)
• Field Goal Percentage	.509 (28-55)	SOUTH DAKOTA (11/7/22)	.237 (14-59)	vs. Dayton (11/23/22)
• 3-Point Field Goals Made	12	SOUTH DAKOTA (11/7/22)	5	vs. Stanford (11/11/22)
• 3-Point Field Goal Attempts	27	vs. Dayton (11/23/22)	19	2x; MR vs. Kansas (11/24/22)
• 3-Point Field Goal Pct. (min. 10 att.)	.462 (12-26)	SOUTH DAKOTA (11/7/22)	.222 (6-27)	vs. Dayton (11/23/22)
• Free Throws Made	17	SOUTH DAKOTA (11/7/22)	4	vs. USC (11/25/22)
• Free Throw Attempts	23	SOUTH DAKOTA (11/7/22)	8	vs. USC (11/25/22)
• Free Throw Pct. (min. 15 att.)	.842 (16-19)	GREEN BAY (11/15/22)	.611 (11-18)	vs. Stanford (11/11/22)
• Offensive Rebounds	15	GREEN BAY (11/15/22)	6	2x; MR vs. USC (11/25/22)
• Defensive Rebounds	30	2x; MR GREEN BAY (11/15/22)	23	vs. Stanford (11/11/22)
• Total Rebounds	45	GREEN BAY (11/15/22)	32	2x; MR vs. USC (11/25/22)
• Fouls	20	vs. Stanford (11/11/22)	7	vs. USC (11/25/22)
• Assists	14	SOUTH DAKOTA (11/7/22)	7	vs. Dayton (11/23/22)
• Turnovers	14	GREEN BAY (11/15/22)	6	vs. Kansas (11/24/22)
• Steals	11	vs. Stanford (11/11/22)	6	2x; MR vs. USC (11/25/22)
• Blocked Shots	4	2x; MR vs. Stanford (11/11/22)	1	3x; MR vs. USC (11/25/22)

## OPPONENT

### HIGH

### LOW

• Points	69	vs. Kansas (11/24/22)	42	vs. Dayton (11/23/22)
• First-Half Points	34	vs. USC (11/25/22)	14	vs. Dayton (11/23/22)
• Second-Half Points	31	SOUTH DAKOTA (11/7/22)	25	vs. USC (11/25/22)
• Field Goals Made	24	vs. Kansas (11/24/22)	15	GREEN BAY (11/15/22)
• Field Goal Attempts	62	vs. Kansas (11/24/22)	44	GREEN BAY (11/15/22)
• Field Goal Percentage	.411 (23-56)	vs. USC (11/25/22)	.302 (16-53)	vs. Dayton (11/23/22)
• 3-Point Field Goals Made	11	vs. USC (11/25/22)	1	vs. Stanford (11/11/22)
• 3-Point Field Goal Attempts	29	vs. Kansas (11/24/22)	14	GREEN BAY (11/15/22)
• 3-Point Field Goal Pct. (min. 10 att.)	.478 (11-23)	vs. USC (11/25/22)	.063 (1-16)	vs. Stanford (11/11/22)
• Free Throws Made	15	vs. Stanford (11/11/22)	2	vs. USC (11/25/22)
• Free Throw Attempts	23	2x; MR GREEN BAY (11/15/22)	6	vs. USC (11/25/22)
• Free Throw Pct. (min. 10 att.)	.652 (15-23)	vs. Stanford (11/11/22)	.565 (13-23)	GREEN BAY (11/15/22)
• Offensive Rebounds	14	vs. Kansas (11/24/22)	3	GREEN BAY (11/15/22)
• Defensive Rebounds	36	vs. Kansas (11/24/22)	22	GREEN BAY (11/15/22)
• Total Rebounds	50	vs. Kansas (11/24/22)	25	GREEN BAY (11/15/22)
• Fouls	20	2x; MR vs. Stanford (11/11/22)	14	2x; MR vs. USC (11/25/22)
• Assists	15	vs. Kansas (11/24/22)	6	3x; MR vs. Dayton (11/23/22)
• Turnovers	17	vs. Dayton (11/23/22)	9	GREEN BAY (11/15/22)
• Steals	9	GREEN BAY (11/15/22)	2	vs. USC (11/25/22)
• Blocked Shots	9	vs. Stanford (11/11/22)	2	3x; MR vs. Kansas (11/24/22)

## MISCELLANEOUS

### HIGH

### SECOND-HIGHEST

• UW's Largest Deficit Overcome in Win	7 (6:59 1H) vs. USC (11/25/22)	5 (14:16 1H) vs. Dayton (11/23/22)
• UW's Largest Deficit Overcome in Win (2nd Half/OT)	--	--
• UW's Largest Lead Surrendered in Loss	3 (14:48 1H) vs. Kansas (11/24/22)	--
• UW's Largest Lead Surrendered in Loss (2nd Half/OT)	--	--
• UW's Largest Halftime Lead	17 GREEN BAY (11/15/22)	12 vs. Stanford (11/11/22)
• UW's Largest Halftime Deficit	13 vs. Kansas (11/24/22)	--
• UW's Largest Lead	28 (83-55, 0:46) SOUTH DAKOTA (11/7/22)	19 (34-15, 19:18 2H) GREEN BAY (11/15/22)
• UW's Largest Deficit	15 (15:46 2H) vs. Kansas (11/24/22)	7 (6:59 1H) vs. USC (11/25/22)

# INDIVIDUAL SUPERLATIVES

## WISCONSIN

### HIGH

### SECOND-HIGHEST

• Points	23	Tyler Wahl (vs. Kansas - 11/24/22)	19	Tyler Wahl (SOUTH DAKOTA - 11/7/22)
• First-Half Points	10	Crowl & Hepburn (SOUTH DAKOTA - 11/7/22)	9	2x; MR Hepburn (vs. USC - 11/25/22)
• Second-Half Points	17	Tyler Wahl (SOUTH DAKOTA - 11/7/22)	14	Tyler Wahl (vs. Kansas - 11/24/22)
• Field Goals Made	8	Tyler Wahl (vs. Kansas - 11/24/22)	7	Chucky Hepburn (vs. USC - 11/25/22)
• Field Goal Attempts	19	Tyler Wahl (vs. Kansas - 11/24/22)	14	Chucky Hepburn (GREEN BAY - 11/15/22)
• Field Goal Percentage (min. 6 made)	.538 (7-13)	Chucky Hepburn (vs. USC - 11/25/22)	.500 (6-12)	2x; MR Wahl (vs. USC - 11/25/22)
• 3-Point Field Goals Made	4	Connor Essegian (vs. USC - 11/25/22)	3	4x; MR Hepburn (vs. USC - 11/25/22)
• 3-Point Field Goal Attempts	7	Connor Essegian (vs. Kansas - 11/24/22)	6	2x; MR Essegian (vs. USC - 11/25/22)
• 3-Point Field Goal Pct. (min. 3 made)	.667 (4-6)	Connor Essegian (vs. USC - 11/25/22)	.600 (3-5)	2x; MR Hepburn (vs. USC - 11/25/22)
• Free Throws Made	9	Tyler Wahl (SOUTH DAKOTA - 11/7/22)	7	Tyler Wahl (vs. Kansas - 11/24/22)
• Free Throw Attempts	10	Tyler Wahl (SOUTH DAKOTA - 11/7/22)	8	2x; MR Wahl (vs. Kansas - 11/24/22)
• Free Throw Pct. (min. 7 made)	.900 (9-10)	Tyler Wahl (SOUTH DAKOTA - 11/7/22)	.875 (7-8)	Tyler Wahl (vs. Kansas - 11/24/22)
• Offensive Rebounds	4	Steven Crowl (GREEN BAY - 11/15/22)	3	5x; MR Wahl (vs. Kansas - 11/24/22)
• Defensive Rebounds	9	Steven Crowl (vs. Stanford - 11/11/22)	8	Tyler Wahl (vs. USC - 11/25/22)
• Total Rebounds	11	Steven Crowl (vs. Stanford - 11/11/22)	10	2x; MR Wahl (vs. Kansas - 11/24/22)
• Fouls	4	6x; MR Wahl (vs. Kansas - 11/24/22)	3	8x; MR Klesmit (vs. USC - 11/25/22)
• Assists	5	Chucky Hepburn (vs. Stanford - 11/11/22)	4	3x; MR Hepburn (vs. USC - 11/25/22)
• Turnovers	4	Tyler Wahl (GREEN BAY - 11/15/22)	3	4x; MR Hepburn (vs. Kansas - 11/24/22)
• Steals	3	3x; MR Wahl (vs. Kansas - 11/24/22)	2	9x; MR Hepburn (vs. USC - 11/25/22)
• Blocked Shots	3	Steven Crowl (vs. Stanford - 11/11/22)	2	Steven Crowl (SOUTH DAKOTA - 11/7/22)

## OPPONENT

### HIGH

### SECOND-HIGHEST

• Points	29	Jalen Wilson (vs. Kansas - 11/24/22)	21	Perrott-Hunt (SOUTH DAKOTA - 11/7/22)
• First-Half Points	17	Perrott-Hunt (SOUTH DAKOTA - 11/7/22)	13	Boogie Ellis (vs. USC - 11/25/22)
• Second-Half Points	17	Jalen Wilson (vs. Kansas - 11/24/22)	10	2x; MR Blake (GREEN BAY - 11/15/22)
• Field Goals Made	10	Perrott-Hunt (SOUTH DAKOTA - 11/7/22)	9	Jalen Wilson (vs. Kansas - 11/24/22)
• Field Goal Attempts	20	2x; MR Wilson (vs. Kansas - 11/24/22)	17	Kobe Elvis (vs. Dayton - 11/23/22)
• Field Goal Percentage (min. 7 made)	.500 (10-20)	Perrott-Hunt (SOUTH DAKOTA - 11/7/22)	.450 (9-20)	Jalen Wilson (vs. Kansas - 11/24/22)
• 3-Point Field Goals Made	5	Drew Peterson (vs. USC - 11/25/22)	3	4x; MR Ellis (vs. USC - 11/25/22)
• 3-Point Field Goal Attempts	9	Kevin McCullar (vs. Kansas - 11/24/22)	8	Boogie Ellis (vs. USC - 11/25/22)
• 3-Point Field Goal Pct. (min. 3 made)	.833 (5-6)	Drew Peterson (vs. USC - 11/25/22)	.500 (3-6)	Mustapha Amzil (vs. Dayton - 11/23/22)
• Free Throws Made	9	Jalen Wilson (vs. Kansas - 11/24/22)	5	Bruns (SOUTH DAKOTA - 11/7/22)
• Free Throw Attempts	14	Jalen Wilson (vs. Kansas - 11/24/22)	6	Plitzuweit (SOUTH DAKOTA - 11/7/22)
• Free Throw Pct. (min. 5 made)	1.000 (5-5)	Bruns (SOUTH DAKOTA - 11/7/22)	.643 (9-14)	Jalen Wilson (vs. Kansas - 11/24/22)
• Offensive Rebounds	4	Kevin McCullar (vs. Kansas - 11/24/22)	3	2x; MR Peterson (vs. USC - 11/25/22)
• Defensive Rebounds	14	Jalen Wilson (vs. Kansas - 11/24/22)	9	Toumani Camara (vs. Dayton - 11/23/22)
• Total Rebounds	14	Jalen Wilson (vs. Kansas - 11/24/22)	11	Toumani Camara (vs. Dayton - 11/23/22)
• Fouls	5	Kevin McCullar (vs. Kansas - 11/24/22)	4	6x; MR Adams, Jr. (vs. Kansas - 11/24/22)
• Assists	7	Dajuan Harris (vs. Kansas - 11/24/22)	5	Kobe Johnson (vs. USC - 11/25/22)
• Turnovers	5	Drew Peterson (vs. USC - 11/25/22)	4	4x; MR Harris (vs. Kansas - 11/24/22)
• Steals	4	Zae Blake (GREEN BAY - 11/15/22)	3	2x; MR Harris (vs. Kansas - 11/24/22)
• Blocked Shots	4	Jones (vs. Stanford - 11/11/22)	3	Kobe Johnson (vs. USC - 11/25/22)

# THE LAST TIME WISCONSIN...

## Wisconsin Team

**UW ranked No. 1 in AP Top 25:** Feb. 21, 2007  
**UW ranked in AP Top 25:** No. 12 (3/6/22)  
**UW ranked in USA Today Coaches Poll:** No. 12 (3/6/22)  
**Played AP No. 1-ranked opponent:** Win vs. Villanova, 65-62 (3/18/17)  
**Defeated AP No. 1-ranked opponent:** Villanova, 65-62 (3/18/17)  
**Played AP No. 2-ranked opponent:** Win vs. Michigan, 64-54 (1/19/19)  
**Defeated opponent ranked 3-10 by AP:** Win vs. No. 8 Purdue, 70-67 (3/1/22)  
**Defeated opponent ranked 11-25 by AP:** Win at No. 17 Michigan State, 70-62 (2/8/22)  
**Defeated AP Top 25 opponent on the road:** Win at No. 17 Michigan State, 70-62 (2/8/22)

## Scoring

**Scored 20 or more points:** 23, Tyler Wahl vs. Kansas (11/24/22)  
**Scored 30 or more points:** 30, Johnny Davis at Indiana (2/15/22)  
**Scored 40 or more points:** 43, Frank Kaminsky vs. North Dakota (11/19/13)  
**Two or more Badgers scored 30 points, same game:** Joe Franklin (31) and Chuck Nagle (30) vs. Purdue (3/2/68) — only other time this happened in school history was Jack Brens (31) and Ken Siebel (31) vs. Utah (12/28/62)  
**Two or more Badgers scored 20 points, same game:** Johnny Davis (25) and Brad Davison (22) vs. #14 Michigan St (1/21/22)  
**Three or more Badgers scored 20 points, same game:** Jon Leuer (24), Josh Gasser (21), Jordan Taylor (20), vs. PVAMU (11/14/10)  
**Scored 20 points in one half:** Johnny Davis (27 in 2nd Half) at #3 Purdue (1/3/22)  
**Scored 20 points/two straight games:** Johnny Davis (30 at Indiana, 2/15/22; 25 vs. Michigan, 2/20/22)  
**Scored 20 points/three straight games:** Johnny Davis (26 vs. Iowa, 1/6/22; 37 at #3 Purdue, 1/3/22; 20 vs. Illinois State, 12/29/21)  
**Scored 20 points/four straight games:** Johnny Davis (26 vs. Iowa, 1/6/22; 37 at #3 Purdue, 1/3/22; 20 vs. Illinois State, 12/29/21; 24 at #21 Ohio State, 12/11/21)  
**Scored 20 points/five straight games:** Johnny Davis (26 vs. Iowa, 1/6/22; 37 at #3 Purdue, 1/3/22; 20 vs. Illinois State, 12/29/21; 24 at #21 Ohio State, 12/11/21; 23 vs. Indiana, 12/8/21)  
**Scored 30 points/two straight games:** Michael Finley (30 at Michigan, 1/29/94; 32 vs. Michigan State, 2/2/94)  
**No Badger scored in double figures:** vs. Marquette (12/8/12)  
**One Badger scored in double figures:** 13, Connor Essegian vs. Dayton (11/23/22)  
**Four players scored in double figures:** Tyler Wahl (19), Chucky Hepburn (14), Steven Crowl (12), Max Klesmit (11) vs. South Dakpta (11/7/22)  
**Five players scored in double figures:** Johnny Davis (25), Steven Crowl (11), Brad Davison (10), Chucky Hepburn (10), and Tyler Wahl (10) vs. Michigan (2/20/22)  
**Six players scored in double figures:** Reuvers (19), Davison (15), Ford (12), King (12), Trice (11) and Pritzl (10) vs. Green Bay (11/21/19)  
**UW Scored 70 or more points:** 85, South Dakota (11/7/22)  
**UW Scored 80 or more points:** 85, South Dakota (11/7/22)  
**UW Scored 90 or more points:** 92, vs. Arkansas-Pine Bluff (11/27/20)  
**UW Scored 100 or more points:** 101, vs. Savannah State (12/13/18)

## Field Goal Shooting

**Shot 90 percent or better (min. 10 att.):** .900 (9-10), Carlton McGee vs. Michigan (2/26/92)  
**UW shot 50 percent or better:** .509, South Dakota (11/7/22)  
**UW shot 60 percent or better:** .603, vs. Houston Baptist (11/17/18)  
**UW shot 70 percent or better:** .744, vs. Army (12/30/79)  
**UW made 30 or more field goals:** 33, vs. Iowa (1/6/22)  
**UW made 40 or more field goals:** 42, vs. Iowa (3/9/94)  
**UW made 50 or more field goals:** Has not happened  
**UW attempted 60 or more field goals:** 62, vs. Kansas (11/24/22)  
**UW attempted 70 or more field goals:** 70, vs. Iowa (2/18/21)  
**UW attempted 80 or more field goals:** 83, vs. Northwestern (1/28/95)  
**UW attempted 100 or more field goals:** 102, vs. South Dakota (12/9/72)

## 3-Point Field Goal Shooting

**Made 5 or more 3-point field goals:** Brad Davison (5-8 3FG) at Nebraska (1/27/22)  
**UW shot 40 percent or better (min. 8 att.):** .417 (10-24) vs. Kansas (11/24/22)  
**UW shot 50 percent or better (min. 8 att.):** .529 (9-17) at Northwestern (1/18/22)  
**UW shot 60 percent or better (min. 8 att.):** .640 (16-25), vs. Louisville (12/19/20)  
**UW shot 70 percent or better (min. 8 att.):** .727, at Indiana (2/25/10)  
**UW shot 80 percent or better (min. 8 att.):** .889, vs. North Dakota St. (12/10/86)  
**UW shot 90 percent or better (min. 8 att.):** .900, at Illinois (1/25/97)  
**UW made 10 or more 3-point field goals:** 12, South Dakota (11/7/22)  
**UW made 15 or more 3-point field goals:** 16, vs. Louisville (12/19/20)  
**UW attempted 30 or more 3-point field goals:** 31, vs. Illinois (2/27/21)  
**UW attempted 40 or more 3-point field goals:** 40, vs. Temple (12/3/01)

## Double-Double / Triple-Double

**Had a triple-double:** Ethan Happ (13 pts, 12 reb, 11 ast) vs. Northwestern (1/26/19)  
**Had a double-double (Pts/Reb):** Tyler Wahl (23 pts, 10 reb) vs. Kansas (11/24/22)  
**Had a double-double (Pts/Ast):** Ethan Happ (10 p, 11 r, 12a) vs. Coppin St. (11/6/18)  
**Had a double-double (Ast/Reb):** Ethan Happ (10p, 11r, 12a) vs. Coppin St. (11/6/18)  
**Had a double-double in consecutive games:** Johnny Davis (1/30/21 and 2/2/22)  
**Two with double-double:** Potter (24 p, 13 r) & Davison (11 p, 13 r) at Penn State (1/11/20)

## Free Throw Shooting

**Perfect at the FT line (min. 10 att.):** 10-10, Brad Davison at Indiana (2/15/22)  
**UW shot 80 percent or better (min. 12 att.):** .842 (16-19) vs. Green Bay (11/15/22)  
**UW shot 90 percent or better (min. 12 att.):** .900 (19-21), vs. Green Bay (11/12/21)  
**UW shot 100 percent (min. 12 att.):** 15-15, vs. Nebraska (12/22/20)  
**UW made 20 or more free throws:** 20, vs. Nebraska (3/6/22)  
**UW made 30 or more free throws:** 30, vs. Minnesota (2/13/14)  
**UW made 40 or more free throws:** 40, vs. Minnesota (1/12/53)  
**UW attempted 30 or more free throws:** 32, vs. Illinois State (12/29/21)  
**UW attempted 40 or more free throws:** 42, at Illinois (2/3/13)  
**UW attempted 50 or more free throws:** 50, at Indiana (2/12/62)  
**UW attempted 60 or more free throws:** 61, at Michigan (2/21/53)

## Rebounds

**Had 10+ rebounds:** 11, Steven Crowl vs. Stanford (11/11/22)  
**Had 15+ rebounds:** 15, Johnny Davis vs. Minnesota (1/30/22)  
**Had 20+ rebounds:** 25, Joe Chrnulich vs. St. Mary's (12/2/76)  
**Had 30+ rebounds:** 30, Paul Morrow vs. Purdue (1/3/53)  
**Had 10+ reb. in consecutive games:** Johnny Davis, Two Straight (1/30/21, 2/2/22)  
**UW had 40+ rebounds:** 45, vs. Green Bay (11/15/22)  
**UW had 50+ rebounds:** 50, vs. Green Bay (11/12/21)

## Assists

**Had 10 or more assists:** 11, Ethan Happ vs. Northwestern (1/26/19)  
**Had 15 or more assists:** Has not happened  
**UW had 20 or more assists:** 22, vs. Louisville (12/19/20)  
**UW had 30 or more assists:** 30, vs. Iowa (3/9/94)

## Blocked Shots

**Had 5 or more blocked shots:** 9 Nate Reuvers vs. Eastern Illinois (11/8/19)  
**Had 10 or more blocked shots:** Has not happened  
**UW had 10 or more blocked shots:** 10 vs. Eastern Illinois (11/25/20)  
**UW had 15 or more blocked shots:** Has not happened

## Steals

**Had 5 or more steals:** 5, Tyler Wahl vs. #8 Purdue (3/1/22)  
**Had 10 or more steals:** 10, Mike Kelley vs. Texas (12/7/99)  
**UW had 10 or more steals:** 10, vs. Green Bay (11/12/21)  
**UW had 15 or more steals:** 16, (2x) MR vs. California (12/2/12)

## Turnovers

**UW had 1 or fewer turnovers:** 1, vs. Iowa (1/20/15)  
**UW had 5 or fewer turnovers:** 5, vs. Colgate (3/18/22)  
**UW had 0 turnovers in a half:** 0 in 1H, vs. Arkansas-Pine Bluff (11/27/20)  
**Opponent committed 15 or more turnovers:** 17, vs. Dayton (11/23/22)  
**Opponent committed 20 or more turnovers:** 20, vs. Illinois (2/27/21)

## Overtime

**Won a game in overtime:** 2OT vs. Indiana (80-73), 1/7/21  
**Lost a game in overtime:** vs. Kansas (69-68), 11/24/22  
**Played a 2-overtime game:** win vs. Indiana (80-73), 1/7/21  
**Played a 3-overtime game:** loss vs. Indiana (85-86), 2/16/87  
**Played in consecutive OT games:** (3) vs. Iowa (2/6/13), vs. Mich. (2/9/13), at Minn. (2/14/13)

## Miscellaneous

**Hit a buzzer beater:** vs. Xavier, 3/20/16 (Bronson Koenig hits 3PT in corner, UW 66-63)  
**Won after trailing by at least 10 pts in second half:** 17 vs. Indiana, 12/8/21 (down 42-25, 19:43 remaining - won 64-59)  
**Won after trailing by at least 15 pts in second half:** 17 vs. Indiana, 12/8/21 (down 42-25, 19:43 remaining - won 64-59)  
**UW scored 10 straight points or more:** 11-0 (4:08 1H) vs. Green Bay (11/15/22)  
**UW scored 15 straight points or more:** 16-0 (16:14 - 10:57 2H) vs. Nicholls (12/15/21)  
**UW held opp. scoreless 5:00 or longer:** 10:24 (17:26 - 7:02 1H) vs. Penn State (2/5/22)  
**UW held opp. scoreless for 8:00 or longer:** 10:24 (17:26 - 7:02 1H) vs. Penn State (2/5/22)