



WISCONSIN BASKETBALL

26 NCAA TOURNAMENT APPEARANCES ■ 4 FINAL FOURS ■ 23 BIG TEN CHAMPIONSHIPS ■ 22 CONSENSUS ALL-AMERICANS

WISCONSIN BADGERS

4-1, 0-0 BIG TEN



Rankings (AP/Coaches): --/RV
Head Coach: Greg Gard
Record at Wisconsin: 148-79 (8th Season)
Overall Record: 148-79 (8th Season)

VS.

USC TROJANS

4-2, 0-0 PAC-12



Rankings (AP/Coaches): --/--
Head Coach: Andy Enfield
Record at USC: 187-120 (10th Season)
Overall Record: 228-148 (12th Season)

FRIDAY, NOV. 25 ■ 12:00 P.M. (CT) ■ PARADISE ISLAND, BAHAMAS ■ IMPERIAL ARENA ■ ESPN2

BADGERS TAKE ON USC FOR THIRD PLACE IN BATTLE 4 ATLANTIS

- Off to a 4-1 start, Wisconsin will take on USC in the Battle 4 Atlantis third-place game. Tip off is set for Noon (CT) on ESPN2.
- Up next, UW hosts Wake Forest on Nov. 29 in the ACC/B1G Challenge.

FAST BREAK FACTS

- Wisconsin is now 4-1 on the year, marking the 5th consecutive season in which UW has been 4-1 or better.
 - The Badgers have opened the season 4-1 or better in 6 of 7 seasons under head coach Greg Gard.
- Wisconsin and USC will meet for the fourth-time, with the Trojans holding a 2-1 edge all-time. The Trojans won the most recent match-up with an 86-76 home victory in Los Angeles back in 1982. The all-time series dates back to 1946, when the Badgers earned a 61-56 win over USC.
- In its last outing, Wisconsin battled back from a 15-point deficit against No. 3 Kansas in the B4A semifinals. The Badgers held leads of 63-60 in regulation and 68-67 in overtime, but the Jayhawks came up with a pair of last-second baskets to steal the win.
- The Badgers will aim for another top-three finish in an 8-team holiday tournament.
 - Dating back to 2005, Wisconsin has finished 3rd of better in each of the 8 three-game tournaments then have entered, including twice in the Battle 4 Atlantis.

Wisconsin in 8-Team Nov. Tournaments - Since 2005

Year	Tournament	Location	Record (Finish)
2005	Paradise Jam	US V.I.	3-0 (1st)
2008	Paradise Jam	US V.I.	2-1 (2nd)
2009	Maui Invitational	Hawaii	2-1 (3rd)
2010	Old Spice Classic	Orlando	2-1 (2nd)
2014	Battle 4 Atlantis	Bahamas	3-0 (1st)
2016	Maui Invitational	Hawaii	2-1 (2nd)
2018	Battle 4 Atlantis	Bahamas	2-1 (2nd)
2021	Maui Invitational	Las Vegas	3-0 (1st)

- Wisconsin ranks second in the Big Ten allowing just 53.0 ppg on the season and opponents are shooting 36.1%. The Badgers lead the nation allowing foes to shoot a mere 17.8% from 3-point range.
 - The Badgers held Kansas to just 38.7% shooting and 31.0% from behind the arc. UW has now held each of its first 5 opponents to 40% shooting or less.
 - Kansas (31.0%) is the only team to shoot over 15% from 3-point range against UW this season.

- UW is 4th in the Big Ten shooting 75.3% from the free throw line after going 23-for-29 (79.3%) at the stripe during the Battle 4 Atlantis.
 - Freshman **Connor Essegian** is a perfect 9-for-9 at the line and senior **Tyler Wahl** ranks 12th in the Big Ten shooting 80.6% (25-31).
- The Badgers have turned the ball over just 16 times in 2 games in the Bahamas and are averaging just 9.8 TOs on the season.
 - Wisconsin led the NCAA last year committing an average of just 8.7 turnovers per game.
- Senior **Tyler Wahl** tallied his 2nd double-double of the season and the 6th of his career with 23 points and 10 rebounds against Kansas. His 23 points are UW's second-highest scoring effort in a Battle 4 Atlantis game, trailing only D'Mitrik Trice's 25 points vs. Oklahoma in 2018.
 - On the season, Wahl leads Wisconsin in points (14.0 ppg) and rebounds (7.4 rpg). He also has a team-high 9 steals.
- Freshman **Connor Essegian** is off to a fast start to his career, recording back-to-back career highs against Dayton (13 points) and Kansas (17 points).
 - Essegian is second on the team averaging 9.2 ppg, while leading the team in 3-point shooting, 9-for-18 (.500).
- Junior **Max Klesmit** joined the Badgers this season as a transfer from Wofford and has made an immediate impact. He has started all 5 games and has scored in double figures on two occasions, including 13 points against Kansas.
 - Klesmit is shooting 50.0% from 3-point range, hitting 7-of-14 from long range.
 - Klesmit has already earned a reputation as a lockdown defender, holding KU's second-leading scorer, Gradey Dick, to zero points in the second half and overtime.



Julius Erving Award candidate **Tyler Wahl** led Wisconsin with 23 points against Kansas and is averaging a team-high 14.0 ppg.

2022-23 SCHEDULE

Nov. 7 **SOUTH DAKOTA** W, 85-59

BREW CITY BATTLE (Milwaukee, Wis.)

Nov. 11 vs. Stanford W, 60-50

Nov. 15 **GREEN BAY** W, 56-45

BATTLE 4 ATLANTIS (Paradise Island, Bahamas)

Nov. 23 vs. Dayton W, 43-42

Nov. 24 vs. Kansas [3] L, 68-69 (ot)

Nov. 25 vs. USC 12:00 PM

Nov. 29 **WAKE FOREST** ^ 8 PM

Dec. 3 at Marquette 3:30 PM

Dec. 6 **MARYLAND** 8 PM

Dec. 11 at Iowa 5:30 PM

Dec. 15 **LEHIGH** 6 PM

Dec. 23 **GRAMBLING STATE** 8 PM

Dec. 30 **WESTERN MICHIGAN** 7 PM

Jan. 3 **MINNESOTA** 8 PM

Jan. 7 at Illinois 1:30/2 PM

Jan. 10 **MICHIGAN STATE** 6 PM

Jan. 14 at Indiana NOON

Jan. 17 **PENN STATE** 7:30 PM

Jan. 21 at Northwestern 11 AM

Jan. 25 at Maryland 6 PM

Jan. 28 **ILLINOIS** 2 PM

Feb. 2 at Ohio State 6 PM

Feb. 5 **NORTHWESTERN** 5:30 PM

Feb. 8 at Penn State 7:30 PM

Feb. 11 at Nebraska 3 PM

Feb. 14 **MICHIGAN** 8 PM

Feb. 18 **RUTGERS** 11 AM

Feb. 22 **IOWA** 8 PM

Feb. 26 at Michigan 1 PM

March 2 **PURDUE** 8 PM

March 5 at Minnesota 6:30 PM

BIG TEN TOURNAMENT - Chicago, Ill.

Mar. 8-12 at United Center

NCAA TOURNAMENT

Mar. 16-19 Rounds 1-2

Mar. 23-26 Sweet 16 / Elite 8

April 1-3 Final Four / Championship
Houston, Texas

All times listed Central Standard Time

^ Big Ten/ACC Challenge

Home games in **BOLD CAPS**

FOLLOW THE #BADGERS

TV: ESPN2

App: ESPN App | Online: watchespn.com

■ Play-by-Play: Kevin Fitzgerald

■ Analyst: Carolyn Peck

RADIO: BADGER SPORTS NETWORK

App: iHeartRadio | Sirius Satellite: SiriusXM 388

■ Play-by-Play: Lane Grindle

■ Analyst: Andy North

SOCIAL MEDIA: #ONWISCONSIN

■ Twitter: @BadgerMBB

■ TikTok: badger_mbb

■ Instagram: badgermbb

■ Facebook: /WisconsinMensBasketball

■ YouTube: /WisconsinBadgers

BASKETBALL COMMUNICATIONS**GENERAL INFORMATION**

- Address: 1440 Monroe Street, Madison, WI 53711
- Website: UWBadgers.com
- Press Box Phone: (608) 262-7766

BRANDON HARRISON
 ASSISTANT DIRECTOR OF BRAND
 COMMUNICATIONS (PRIMARY)

- Phone: (608) 279-8653
- Email: bah@athletics.wisc.edu
- Twitter: @BrandonHarrison


PATRICK HERB
 DIRECTOR OF COMMUNICATIONS
 AND BRAND STRATEGY (SECONDARY)

- Phone: (608) 957-2085
- Email: pah@athletics.wisc.edu
- Twitter: @PatrickHerb

**MEDIA RESOURCES****CREDENTIAL APPLICATIONS**

- www.sportssystem.com/Wisconsin

BIG TEN MEDIA EMAIL LIST

- office.bigten.org/media

WISCONSIN BASKETBALL RECORD BOOK

- go.wisc.edu/MBBRecordBook

WIRELESS INTERNET ACCESS (KOHL CENTER)

- BadgerWiFi (connect and register with email address)

LIVE STATS - STATBROADCAST (KOHL CENTER)

- Wisconsin.StatBroadcast.com (password: buckybadger)

OFFICIAL SOCIAL MEDIA CHANNELS

- Twitter: @BadgerMBB
- TikTok: @badger_mbb
- Instagram: @badgermbb
- Facebook: /WisconsinMensBasketball
- YouTube: /WisconsinBadgers

RADIO

Radio Station: WIBA (1310 AM)

Play-by-Play Announcer: Matt Lepay


Address: P.O. Box 99
Madison, WI 53701
Phone: 608-274-5450

Color Analyst: Mike Lucas

Address: 1440 Monroe St.
Madison, WI 53711
Phone: 608-252-6474

Credentials: 2022-23 men's basketball credentials must be requested online: www.sportssystem.com/Wisconsin


Contact Brandon Harrison with questions (608-279-8653). Approved credentials will be either mailed or made available at the Brand Communications Office or with the parking attendant (white vehicle) at the entrance to Lot 46 on Frances Street, one block north of the Kohl Center



0 JAHCOBI NEATH
G, Sr., 6-4, 190
Toronto, Ontario



2 JORDAN DAVIS
G, Jr., 6-4, 200
La Crosse, Wis.




3 CONNOR ESSEGIAN
G, Fr., 6-4, 185
Fort Wayne, Ind.



4 KAMARI MCGEE
G, So., 6-0, 180
Racine, Wis.



5 TYLER WAHL
F, Sr., 6-9, 225
Lakeville, Minn.




10 ISAAC LINDSEY
G, So., 6-4, 185
Mineral Point, Wis.



11 MAX KLESMIT
G, Jr., 6-3, 200
Neenah, Wis.



12 LUKE HAERTLE
G, Fr., 6-3, 215
Hartland, Wis.




13 JUSTIN TAPHORN
G, Jr., 6-2, 215
Pekin, Ill.



14 CARTER GILMORE
F, Jr., 6-7, 225
Hartland, Wis.



15 ISAAC GARD
G, Fr., 6-2, 165
Oregon, Wis.



21 CHRIS HODGES
F, R-Fr., 6-9, 245
Schaumburg, Ill.



22 STEVEN CROWL
F, Jr., 7-0, 245
Eagan, Minn.



23 CHUCKY HEPBURN
G, So., 6-2, 205
Omaha, Neb.



30 ROSS CANDELINO
G, Fr., 6-5, 185
Jacksonville, Fla.



35 MARKUS ILLVER
F, So., 6-8, 215
Tallinn, Estonia



GREG GARD
Head Coach
8th season at UW



JOE KRABBHOF
Associate Head Coach
7th season at UW



DEAN OLIVER
Assistant Coach
6th season at UW



SHARIF CHAMBLISS
Assistant Coach
2nd season at UW

WISCONSIN BADGERS	POS	HT	WT	YR/ELIG	HOMETOWN (HS/LAST SCHOOL)	PRONUNCIATION
0 Jahcobi Neath*	G	6-4	190	Sr./Sr.	Toronto, Ontario (Wake Forest)	Juh-KOBE KNEE-th
2 Jordan Davis**	G	6-4	200	Jr./Jr.	La Crosse, Wis. (Central)	
3 Connor Essegian	G	6-4	185	Fr./Fr.	Fort Wayne, Ind. (Central Noble)	eh-SEE-gin
4 Kamari McGee	G	6-0	180	So./So.	Racine, Wis. (Racine St. Catherine's)	cuh-MAR-ee
5 Tyler Wahl***	F	6-9	225	Sr./Sr.	Lakeville, Minn. (North)	WALL
10 Isaac Lindsey*	G	6-4	185	Jr./So.	Mineral Point, Wis. (UNLV)	LIN-zee
11 Max Klesmit	G	6-3	200	Jr./Jr.	Neenah, Wis. (Neenah)	KLEZ-mitt
12 Luke Haertle	G	6-3	215	Fr./Fr.	Hartland, Wis. (Lake Country Lutheran)	(rhymes with hurdle)
13 Justin Taphorn**	G	6-5	215	Jr./Jr.	Pekin, Ill. (Pekin)	
14 Carter Gilmore**	F	6-7	225	Jr./Jr.	Hartland, Wis. (Arrowhead)	
15 Isaac Gard	G	6-2	165	So./Fr.	Oregon, Wis. (Oregon)	
21 Chris Hodges	F	6-9	245	So./Fr.	Schaumburg, Ill. (Schaumburg)	
22 Steven Crowl**	F	7-0	245	Jr./Jr.	Eagan, Minn. (Eastview)	(rhymes with growl)
23 Chucky Hepburn*	G	6-2	205	So./So.	Omaha, Neb. (Bellevue West)	
30 Ross Candelino	G	6-5	185	Fr./Fr.	Jacksonville, Fla. (Ponte Vedra)	
35 Markus Ilver*	F	6-8	215	So./So.	Tallinn, Estonia (Western Reserve Academy)	ILL-ver

CHARTING THE BADGERS

CAREER GAMES PLAYED

	Games	Starts	Cons. Starts
Tyler Wahl	99	58	20
Steven Crowl	50	38	38
Jordan Davis	46	5	5
Chucky Hepburn	38	38	38
Carter Gilmore	36	0	0
Max Klesmit	55	38	36
Kamari McGee	34	21	0
Jahcobi Neath	26	1	0
Justin Taphorn	11	0	0
Markus Ilver	12	0	0
Isaac Lindsey	11	0	0
Connor Essegian	5	0	0
Chris Hodges	4	0	0
Ross Candelino	1	0	0
Isaac Gard	1	0	0

DOUBLE-DIGIT POINTS

	Career	'22-23	Cons.
Max Klesmit	34 (21-13)	2 (1-1)	1
Tyler Wahl	27 (21-6)	3 (2-1)	1
Steven Crowl	14 (13-1)	1 (1-0)	0
Chucky Hepburn	14 (13-1)	2 (2-0)	0
Kamari McGee	16 (2-14)	0 (0-0)	0
Jordan Davis	2 (2-0)	2 (2-0)	0
Connor Essegian	2 (1-1)	2 (1-1)	2

20-POINT SCORING GAMES

	Career	'22-23	Cons.
Max Klesmit	7 (4-3)	0 (0-0)	0
Tyler Wahl	4 (2-2)	1 (0-1)	1
Steven Crowl	2 (2-0)	0 (0-0)	0
Kamari McGee	5 (0-5)	0 (0-0)	0

30-POINT SCORING GAMES

	Career	'22-23	Cons.
No Active Players	--	-	-

DOUBLE-DIGIT REBOUNDS

	Career	'22-23	Cons.
Tyler Wahl	9 (6-3)	2 (1-1)	1
Steven Crowl	2 (2-0)	1 (1-0)	0

DOUBLE-DIGIT ASSISTS

	Career	'21-22	Cons.
No Active Players	--	--	--

DOUBLE-DOUBLES

	Career	'22-23	Cons.
Tyler Wahl	5 (4-1)	1 (1-0)	0

■ Wisconsin won a share of the Big Ten title last season, UW's 2nd league crown in 3 years and the 20th regular-season title in program history.

■ The Badgers begin the season unranked in both the AP Top 25 and Coaches Poll, but don't count out UW. Over the past 15 seasons, Wisconsin has begun the year unranked in the AP Top 25 6 times - in 5 of those 6 instances, the Badgers finished the season ranked.

BAHAMA BADGERS

Wisconsin is marking its third appearance in the Battle 4 Atlantis, winning the tournament in 2014 and finishing runner up in 2018.

■ 2014: Champions

Quarterfinals: Wisconsin 72, UAB 43
Semifinals: Wisconsin 68, Georgetown
Championship: Wisconsin 69, Oklahoma 56

■ Led by tournament MVP Frank Kaminsky, the Badgers had 4 players average double-figure points -- also Nigel Hayes, Sam Dekker and Duje Dukan.

■ Wisconsin would go on to win the Big Ten title later that season and advance to the 2015 National Championship Game.

■ 2018: Champions

Quarterfinals: Wisconsin 62, Stanford 46
Semifinals: Wisconsin 78, Oklahoma 58
Championship: #4 Virginia 53, Wisconsin 46

■ Ethan Happ and D'Mitrik Trice were named to the All-Tournament Team. Happ led UW averaging 17.3 ppg and 13.0 rpg while Trice averaged 15.3 ppg, including a 25-point, 7-for-8 3FG, performance against Oklahoma.

GARD'S GUIDANCE

Now in his 8th season as head coach, **Greg Gard** has led the Badgers to Big Ten titles in two of the last three seasons and kept the program winning at a high level. In fact, Gard's resume stacks up among the Big Ten's best of the last 40 years.

■ Gard has guided the Badgers to a record of 148-79 (.652), the 4th-highest win total and 3rd-highest win percentage in UW annals.

Best Win Pct, Wisconsin Coaches (min. 50 wins)

Coach (School, Years)	Record	Pct.
1. Bo Ryan (2002-15)	364-130	.737
2. Walter Meanwell (1912-17, '21-34)	246-99	.712
3. Greg Gard (2016-present)	148-79	.652
4. Dick Bennett (1996-2000)	94-68	.580
5. Bud Foster (1935-59)	265-267	.498

■ With a conference record of 84-50, Gard's .627 win percentage is tied 6th among Big Ten coaches of the last 40 years (since 1980).

Best Win Pct, B1G Coaches w/ 50+ Wins (since 1980)

Coach (School, Years)	Record	Pct.
1. Bo Ryan, WIS (2002-15)	172-68	.717
2. Bob Knight, IND (1972-2000)	353-151	.700
3. Tom Izzo, MSU (1995-)	322-151	.681
4. Thad Matta, OSU (2005-17)	150-78	.658
5. Mark Turgeon, MD (2015-21)	90-50	.643
6. Greg Gard, WIS (2016-)	84-50	.627
Matt Painter, PUR (2005-)	193-115	.627
8. Gene Keady, PUR (1981-05)	265-169	.611

(thru 2021-22 regular season)

CHARTING THE BADGERS

LED UW IN SCORING

	2022-23	Career
Tyler Wahl	3 (2-1)	7 (5-2)
Steven Crowl	0 (0-0)	4 (4-0)
Jordan Davis	1 (1-0)	1 (1-0)
Connor Essegian	1 (1-0)	1 (1-0)

LED UW IN REBOUNDING

	2022-23	Career
Tyler Wahl	3 (2-1)	21 (14-7)
Steven Crowl	2 (2-0)	7 (6-1)
Jordan Davis	1 (1-0)	1 (1-0)
Jahcobi Neath	0 (0-0)	1 (1-0)

LED UW IN ASSISTS

	2022-23	Career
Chucky Hepburn	2 (2-0)	19 (14-5)
Tyler Wahl	1 (1-0)	14 (13-1)
Steven Crowl	2 (1-1)	9 (6-3)
Jahcobi Neath	0 (0-0)	1 (1-0)

LED UW IN MINUTES

	2022-23	Career
Tyler Wahl	0 (0-0)	6 (3-3)
Max Klesmit	3 (2-1)	3 (2-1)
Chucky Hepburn	1 (1-0)	2 (2-0)
Steven Crowl	1 (1-0)	1 (1-0)

Record in those contests in parentheses

2022-23 LINEUP RECORD

Hepburn, Davis, Klesmit, Wahl, Crowl..... 4-1

ACTIVE WIN/LOSS STREAKS

Overall.....	Lost 1
Vs. Unranked teams (AP).....	Won 4
Vs. Ranked teams (AP).....	Lost 1
At Home.....	Won 2
At Home vs. Big Ten.....	Lost 1
At Home vs. ranked Big Ten.....	Won 1
At Home vs. unranked Big Ten.....	Lost 1
At Home vs. non-conference.....	Won 5
At Home vs. ranked opp.....	Won 1
On Road.....	Won 4
On Road vs. Big Ten.....	Won 4
On Road vs. ranked opp.....	Won 1
On Road vs. unranked opp.....	Won 9
Neutral.....	Lost 1
Neutral vs. ranked opp.....	Lost 1
Neutral vs. unranked opp.....	Won 2

WISCONSIN BATTLE 4 ATLANTIS GAME-BY-GAME STATISTICS (2014, 2018)

2014	Date	Round	W/L	Score	TOTAL			3-PTRS			REBOUNDS										
					FG	FGA	Pct	3FG	FGA	Pct	FT	FTA	Pct	Off	Def	Tot	PF	A	TO	Blk	Stl
UAB	11/26/14	1st Round	W	72-43	27	52	.519	5	18	.278	13	22	.591	9	24	33	15	14	10	5	8
Georgetown	11/27/14	2nd Round	W	68-65	21	43	.488	6	16	.375	20	27	.741	10	16	26	17	9	14	3	6
Oklahoma	11/28/14	Championship	W	69-56	27	62	.435	9	28	.321	6	8	.750	7	25	32	18	19	11	3	12

2018	Date	Round	W/L	Score	TOTAL			3-PTRS			REBOUNDS										
					FG	FGA	Pct	3FG	FGA	Pct	FT	FTA	Pct	Off	Def	Tot	PF	A	TO	Blk	Stl
Stanford	11/21/18	1st Round	W	62-46	23	54	.426	1	8	.125	15	19	.789	7	36	43	16	2	11	11	5
Oklahoma	11/22/18	2nd Round	W	78-58	28	59	.475	14	22	.636	8	11	.727	10	23	33	12	16	8	3	8
#2 Virginia	11/23/18	Championship	L	46-53	21	48	.438	2	11	.182	2	3	.667	4	29	33	11	13	13	5	4

2022	Date	Round	W/L	Score	TOTAL			3-PTRS			REBOUNDS										
					FG	FGA	Pct	3FG	FGA	Pct	FT	FTA	Pct	Off	Def	Tot	PF	A	TO	Blk	Stl
Dayton	11/23/22	1st Round	W	43-42	14	59	.237	6	27	.222	9	10	.900	11	28	39	17	7	10	1	8
Kansas	11/24/22	2nd Round	L	68-69	24	62	.387	6	19	.316	14	19	.737	6	29	35	19	10	6	1	8

WISCONSIN IN THE BATTLE 4 ATLANTIS RECORD BOOK

INDIVIDUAL SINGLE-GAME

POINTS		
1.	25	D'Mitrik Trice vs. Oklahoma, 11/22/18
2.	23	Tyler Wahl vs. Kansas, 11/24/22
3.	22	Ethan Happ vs. Virginia, 11/23/18
4.	17	Frank Kaminsky vs. Oklahoma, 11/28/14
	17	Sam Dekker vs. Georgetown, 11/27/14

3-POINT FIELD GOALS		
1.	7	D'Mitrik Trice vs. Oklahoma, 11/22/18
2.	3	Connor Essegian vs. Kansas, 11/24/22
	3	Duje Dukan vs. Oklhaoma, 11/28/14
3.		Frank Kaminsky vs. Oklahoma, 11/28/14

REBOUNDS		
1.	15	Ethan Happ vs. Virginia, 11/23/18
2.	12	Ethan Happ vs. Oklahoma, 11/22/18
	12	Ethan Happ vs. Stanford, 11/21/18
	12	Khalil Iverson vs. Stanford, 11/21/18
5.	10	Tyler Wahl vs. Kansas, 11/24/22

ASSISTS		
1.	8	Traevon Jackson vs. Oklahoma, 11/28/14
2.	6	Ethan Happ vs. Virginia, 11/23/18
3.	5	Ethan Happ vs. Oklahoma, 11/22/18
	5	Bronson Koenig vs. Oklahoma, 11/28/14
4.	4	Steven Crowl vs. Dayton, 11/23/22
	4	D'Mitrik Trice vs. Oklahoma, 11/22/18
	4	Bronson Koenig vs. Georgetown, 11/27/14
	4	Nigel Hayes vs. UAB, 11/26/14

STEALS		
1.	3	Tyler Wahl vs. Kansas, 11/24/22
	3	Brad Davison vs. Oklahoma, 11/22/18
	3	Josh Gasser vs. Oklahoma, 11/28/14
	3	Traveon Jackson vs. Oklahoma, 11/28/14
	3	Nigel Hayes vs. UAB, 11/26/14
6.	2	10x; MR Hepburn & Klesmit vs. Dayton, 11/23/22

BLOCKED SHOTS		
1.	9	Nate Reuvers vs. Stanford, 11/21/18
2.	4	Ethan Happ vs. Virginia, 11/23/18
3.	3	Frank Kaminsky vs. UAB, 11/26/14
4.	2	Ethan Happ vs. Stanford, 11/21/18
	2	Khalil Iverson vs. Oklahoma, 11/22/18

TEAM SINGLE-GAME

POINTS		
1.	78	vs. Oklahoma 11/22/18
2.	72	vs. UAB 11/26/14
3.	69	vs. Oklahoma 11/28/14

FIELD GOAL PERCENTAGE		
1.	.519 (27-52)	vs. UAB 11/26/14
2.	.488 (21-43)	vs. Georgetown 11/27/14
3.	.475 (28-59)	vs. Oklahoma 11/22/18

3-POINT FIELD GOALS		
1.	14	vs. Oklahoma 11/22/18
2.	9	vs. Oklahoma 11/28/14
3.	6	2x; MR vs. Kansas 11/24/22

3-POINT FIELD GOAL PERCENTAGE		
1.	.636 (14-22)	vs. Oklahoma 11/22/18
2.	.375 (6-16)	vs. Georgetown 11/27/14
3.	.321 (9-28)	vs. Oklahoma 11/28/14

REBOUNDS		
1.	43	vs. Stanford 11/21/18
2.	39	vs. Dayton 11/23/22
3.	35	vs. Kansas 11/24/22
4.	33	3x; MR vs. Virginia 11/23/18

ASSISTS		
1.	19	vs. Oklahoma 11/28/14
2.	16	vs. Oklahoma 11/22/18
3.	14	vs. UAB 11/26/14

FEWEST TURNOVERS		
1.	6	vs. Kansas 11/24/22
2.	8	vs. Oklahoma 11/22/18
3.	10	vs. Dayton 11/23/22
	10	vs. UAB 11/26/14

STEALS		
1.	12	vs. Oklahoma 11/28/14
2.	8	vs. Kansas 11/24/22
	8	vs. Oklahoma 11/22/18
	8	vs. UAB 11/26/14

BLOCKED SHOTS		
1.	11	vs. Stanford 11/21/18
2.	5	vs. Virginia 11/23/18
	5	vs. UAB 11/26/14
4.	3	3x; MR vs. Oklahoma 11/22/18

INDIVIDUAL CAREER

POINTS		
1.	52	Ethan Happ (2018)
2.	46	D'Mitrik Trice (2018)
3.	39	Frank Kaminsky (2014)
4.	34	Nigel Hayes (2014)
5.	33	Sam Dekker (2014)
6.	32	Duje Dukan (2014)

3-POINT FIELD GOALS		
1.	7	D'Mitrik Trice (2018)
2.	6	Duje Dukan (2014)
3.	5	2x; MR Connor Essegian (2022)

3-POINT FIELD GOAL PERCENTAGE (MIN. 5 MADE 3FGS)		
1.	.625 (5-8)	Kobe King (2018)
2.	.545 (6-11)	Duje Dukan (2014)
3.	.467 (7-15)	D'Mitrik Trice (2018)

FREE THROWS		
1.	8	Tyler Wahl (2022)
	8	Brad Davison (2018)
	8	Frank Kaminsky (2014)
4.	7	D'Mitrik Trice (2018)
	7	Nigel Hayes (2014)

REBOUNDS		
1.	39	Ethan Happ (2018)
2.	26	Khalil Iverson (2018)
3.	20	Frank Kaminsky (2014)
4.	19	Nigel Hayes (2014)

ASSISTS		
1.	11	Ethan Happ (2018)
	11	Bronson Koenig (2014)
3.	6	D'Mitrik Trice (2018)
	6	Nigel Hayes (2014)
	6	Frank Kaminsky (2014)

BLOCKED SHOTS		
1.	11	Nate Reuvers (2018)
2.	6	Ethan Happ (2018)
3.	5	Frank Kaminsky (2014)

STEALS		
1.	6	Brad Davison (2018)
2.	5	Josh Gasser (2014)
	5	Traevon Jackson (2014)
4.	4	Duje Dukan (2014)
	4	Nigel Hayes (2014)
	4	Khalil Iverson (2014)



2022-23 Wisconsin Men's Basketball Combined Team Statistics All games

Page 1/1
as of Nov 24, 2022

Game Records

Record	Overall	Home	Away	Neutral
ALL GAMES	4-1	2-0	0-0	2-1
CONFERENCE	0-0	0-0	0-0	0-0
NON-CONFERENCE	4-1	2-0	0-0	2-1

Score by Periods

Team	1st	2nd	OT	TOT
Wisconsin	145	162	5	312
Opponents	110	149	6	265

Team Box Score

No.	Player				Total		3-Point		F-Throw		Rebounds														
		GP-GS	MIN	AVG	FG-FGA	FG%	3FG-3FGA	3FG%	FT-FTA	FT%	OFF	DEF	TOT	AVG	PF	DQ	A	TO	BLK	STL	PTS	AVG			
5	WAHL, Tyler	5-5	142:41	28.5	22-62	.355	1-9	.111	25-31	.806	11	26	37	7.4	16	0	6	14	1	9	70	14.0			
3	ESSEGIAN, Connor	5-0	95:21	19.1	14-31	.452	9-18	.500	9-9	1.000	1	10	11	2.2	6	0	2	5	0	3	46	9.2			
22	CROWL, Steven	5-5	153:57	30.8	14-37	.378	4-15	.267	11-17	.647	9	27	36	7.2	7	0	11	7	7	0	43	8.6			
23	HEPBURN, Chucky	5-5	151:39	30.3	15-56	.268	5-17	.294	6-9	.667	4	16	20	4.0	12	0	13	11	0	8	41	8.2			
11	KLESMIT, Max	5-5	148:57	29.8	10-23	.435	7-14	.500	9-12	.750	1	17	18	3.6	11	0	4	3	1	7	36	7.2			
2	DAVIS, Jordan	5-5	127:16	25.5	12-36	.333	4-18	.222	4-6	.667	7	17	24	4.8	6	0	3	1	1	4	32	6.4			
30	CANDELINO, Ross	1-0	01:12	1.2	2-2	1.000	0-0	.000	0-1	.000	0	0	0	0.0	0	0	0	0	0	0	4	4.0			
35	ILVER, Markus	4-0	33:49	8.5	4-10	.400	3-8	.375	2-2	1.000	1	4	5	1.3	2	0	1	1	0	1	13	3.3			
14	GILMORE, Carter	5-0	78:40	15.7	6-15	.400	1-2	.500	0-0	.000	6	8	14	2.8	12	0	2	2	1	7	13	2.6			
10	LINDSEY, Isaac	5-0	30:11	6.0	4-10	.400	2-7	.286	1-2	.500	1	4	5	1.0	7	0	2	0	0	0	11	2.2			
0	NEATH, Jahcobi	3-0	28:25	9.5	1-4	.250	1-2	.500	0-0	.000	0	1	1	0.3	2	0	1	2	0	1	3	1.0			
15	GARD, Isaac	1-0	01:12	1.2	0-0	.000	0-0	.000	0-0	.000	0	0	0	0.0	0	0	0	0	0	0	0	0.0			
21	HODGES, Chris	4-0	09:00	2.3	0-1	.000	0-0	.000	0-0	.000	1	0	1	0.3	1	0	0	0	1	0	0	0.0			
13	TAPHORN, Justin	1-0	02:47	2.8	0-0	.000	0-0	.000	0-0	.000	0	0	0	0.0	0	0	0	0	0	0	0	0.0			
4	MCGEE, Kamari	4-0	19:53	5.0	0-1	.000	0-1	.000	0-0	.000	0	3	3	0.8	7	0	3	2	0	1	0	0.0			
Team											6	7	13				1								
Total		5	1025		104-288	.361	37-111	.333	67-89	.753	48	140	188	37.6	89	0	48	49	12	41	312	62.4			
Opponents		5	1025		95-263	.361	18-101	.178	57-93	.613	43	149	192	38.4	89	1	40	65	19	28	265	53.0			

Team Statistics

	WISC	OPP
Scoring	312	265
Points per game	62.4	53.0
Scoring margin	+9.4	-
Field goals-att	104-288	95-263
Field goal pct	.361	.361
3 point fg-att	37-111	18-101
3-point FG pct	.333	.178
3-pt FG made per game	7.4	3.6
Free throws-att	67-89	57-93
Free throw pct	.753	.613
F-Throws made per game	13.4	11.4
Rebounds	188	192
Rebounds per game	37.6	38.4
Rebounding margin	-0.8	-
Assists	48	40
Assists per game	9.6	8.0
Turnovers	49	65
Turnovers per game	9.8	13.0
Turnover margin	+3.2	-
Assist/turnover ratio	1.0	0.6
Steals	41	28
Steals per game	8.2	5.6
Blocks	12	19
Blocks per game	2.4	3.8
Winning streak	0	-
Home win streak	2	-
Attendance	28553	0
Home games-Avg/Game	2-14277	0-0
Neutral site-Avg/Game	-	3-6720

Team Results

Date	Opponent		Score	Att.
11/07/2022	South Dakota	W	85-59	14349
11/11/2022	vs Stanford	W	60-50	17927
11/15/2022	Green Bay	W	56-45	14204
11/23/2022	vs Dayton	W	43-42	1047
11/24/2022	vs Kansas	Lot	68-69	1185