



# WISCONSIN BASKETBALL

26 NCAA TOURNAMENT APPEARANCES ■ 4 FINAL FOURS ■ 23 BIG TEN CHAMPIONSHIPS ■ 22 CONSENSUS ALL-AMERICANS

## WISCONSIN BADGERS

3-0, 0-0 BIG TEN



**Rankings (AP/Coaches):** --/RV  
**Head Coach:** Greg Gard  
**Record at Wisconsin:** 147-78 (8th Season)  
**Overall Record:** 147-78 (8th Season)

vs.

## DAYTON FLYERS

3-1, 0-0 ATLANTIC 10



**Rankings (AP/Coaches):** --/--  
**Head Coach:** Anthony Grant  
**Record at Dayton:** 105-53 (6th Season)  
**Overall Record:** 298-163 (14th Season)

WEDNESDAY, NOV. 23 ■ 1:30 P.M. (CT) ■ PARADISE ISLAND, BAHAMAS ■ IMPERIAL ARENA ■ ESPN

### BADGERS TAKE TO THE BAHAMAS FOR 'BATTLE 4 ATLANTIS'

- Off to a 3-0 start this season, Wisconsin travels to the Bahamas for the three-game Battle 4 Atlantis tournament. The Badgers open up play against Dayton on Wednesday at 1:30 p.m. CT on ESPN.
- Up next, UW hosts Wake Forest on Nov. 29 in the ACC/B1G Challenge.

### FAST BREAK FACTS

- This will be Wisconsin's 3rd appearance in the Battle 4 Atlantis, winning the tournament in 2014 and runner-up in 2018 (more on page 3).
- The Badgers have played in a non-conference November tournament in 15 of the last 17 years. UW owns a combined record of 26-12 (.684) in such tourneys since 2005, winning 5 holiday tourneys over that span (more pg 3).
- Wisconsin and Dayton are meeting for just the second time and the first since 1961 when the two met in a December tournament in NYC.
- UW is coming off of a 56-45 win over in-state foe Green Bay last Tuesday, led by 11 points from junior guard **Jordan Davis** (more page 3).
- This year marks the 125th season of Wisconsin men's basketball and UW will be celebrating the history of one of the Big Ten's most successful programs all year long (more pg 6).
- 2022 Big Ten Coach of the Year and Naismith National COY finalist, **Greg Gard** has led UW to 5 of 6 NCAA tournaments during his tenure. As 2020 Big Ten champions, UW also would have qualified for that canceled tourney (more pg 3).
- Wisconsin won a share of the Big Ten title last season, UW's 2nd league crown in 3 years and the 20th regular-season title in program history.
- The Badgers return 3 starters from last year in sophomore PG **Chucky Hepburn**, junior F **Steven Crawl** and senior F **Tyler Wahl**.
- UW welcomes 3 new scholarship players this year in junior transfer **Max Klesmit** (Wofford), sophomore transfer **Kamari McGee** (Green Bay), along with freshmen **Connor Essegian**.
- Big Ten All-Freshman Team honoree **Chucky Hepburn** has started all 36 games of his UW career. He's averaging 11.0 ppg with a team-

high 3.7 apg. His impressive 2.0 career assist-to-turnover ratio (88-44) ranks as the 7th-highest in school history (more on page 5).

- Versatile **Tyler Wahl** does it all for the Badgers. This year, Wahl is the only player in the Big Ten ranked top 10 in the conference for points (14.7 ppg, 8th), rebounds (8.0 rpg, T10th) and assists (1.7 spg, 5th) - more on page 5.
- Junior **Steven Crawl** has been a consistent presence for UW so far, scoring at least 9 points in all 3 games and ranks second on the team averaging 7.7 rpg. He is also 5th in the Big Ten with 2.0 blocks per game.
- Junior **Jordan Davis** has made a big leap in 2022-23. A 1.3 ppg scorer a year ago, Davis is averaging 10.0 ppg and gone 4-11 from deep.
- The Badgers begin the season unranked in both the AP Top 25 and Coaches Poll, but don't count out UW. Over the past 15 seasons, Wisconsin has begun the year unranked in the AP Top 25 6 times - in 5 of those 6 instances, the Badgers finished the season ranked.
- Last season, the Badgers won the Big Ten despite shooting a conference-low 30.6% from 3-point range. Through 3 games this season, UW is hitting 38.5% from deep (3rd in the B1G) and 5 of its top 6 scorers have at least 4 triples.
- Wisconsin led the NCAA last year committing an average of just 8.7 turnovers per game.



**Preseason All-Big Ten selection Chucky Hepburn has started all 36 games of his collegiate career at Wisconsin, and his 2.0 career assist-to-turnover ratio ranks among the best in school history.**

### WISCONSIN'S PROBABLE STARTERS

No.	Name	Pts.	Reb.	Ast.	Of Note
2	JORDAN DAVIS	10.0	4.0	0.3	Starter for first time in career; career-high 13 pts vs. Stanford
5	TYLER WAHL	14.7	8.0	1.3	Preseason All-Big Ten pick; 2023 Julius Erving Award Watch
11	MAX KLESMIT	6.7	4.0	0.7	Third-Team All-Southern Conference at Wofford (transfer)
22	STEVEN CRAWL	10.0	7.7	1.3	Has scored in double figures 14x in his career (UW is 13-1)
23	CHUCKY HEPBURN	11.0	4.0	3.7	Preseason All-Big Ten honoree started all 33 games last year

## 2022-23 SCHEDULE

Nov. 7 **SOUTH DAKOTA** W, 85-59

### BREW CITY BATTLE (Milwaukee, Wis.)

Nov. 11 vs. Stanford W, 60-50

Nov. 15 **GREEN BAY** W, 56-45

### BATTLE 4 ATLANTIS (Paradise Island, Bahamas)

Nov. 23 vs. Dayton 1:30 PM

Nov. 24 vs. Kansas / NC State ---

Nov. 25 TBD ---

Nov. 29 **WAKE FOREST** ^ 8 PM

Dec. 3 at Marquette 3:30 PM

Dec. 6 **MARYLAND** 8 PM

Dec. 11 at Iowa 5:30 PM

Dec. 15 **LEHIGH** 6 PM

Dec. 23 **GRAMBLING STATE** 8 PM

Dec. 30 **WESTERN MICHIGAN** 7 PM

Jan. 3 **MINNESOTA** 8 PM

Jan. 7 at Illinois 1:30/2 PM

Jan. 10 **MICHIGAN STATE** 6 PM

Jan. 14 at Indiana NOON

Jan. 17 **PENN STATE** 7:30 PM

Jan. 21 at Northwestern 11 AM

Jan. 25 at Maryland 6 PM

Jan. 28 **ILLINOIS** 2 PM

Feb. 2 at Ohio State 6 PM

Feb. 5 **NORTHWESTERN** 5:30 PM

Feb. 8 at Penn State 7:30 PM

Feb. 11 at Nebraska 3 PM

Feb. 14 **MICHIGAN** 8 PM

Feb. 18 **RUTGERS** 11 AM

Feb. 22 **IOWA** 8 PM

Feb. 26 at Michigan 1 PM

March 2 **PURDUE** 8 PM

March 5 at Minnesota 6:30 PM

### BIG TEN TOURNAMENT - Chicago, Ill.

Mar. 8-12 at United Center

### NCAA TOURNAMENT

Mar. 16-19 Rounds 1-2

Mar. 23-26 Sweet 16 / Elite 8

April 1-3 Final Four / Championship  
Houston, Texas

All times listed Central Standard Time

^ Big Ten/ACC Challenge

Home games in **BOLD CAPS**

## FOLLOW THE #BADGERS

### TV: ESPN

App: ESPN App | Online: watchespn.com

■ Play-by-Play: Jon Sciambi

■ Analyst: Jimmy Dykes

### RADIO: BADGER SPORTS NETWORK

App: iHeartRadio | Sirius Satellite: SiriusXM 388

■ Play-by-Play: Lane Grindle

■ Analyst: Andy North

### SOCIAL MEDIA: #ONWISCONSIN

■ Twitter: @BadgerMBB

■ TikTok: badger\_mbb

■ Instagram: badgermbb

■ Facebook: /WisconsinMensBasketball

■ YouTube: /WisconsinBadgers

**BASKETBALL COMMUNICATIONS****GENERAL INFORMATION**

- Address: 1440 Monroe Street, Madison, WI 53711
- Website: UWBadgers.com
- Press Box Phone: (608) 262-7766

**BRANDON HARRISON**  
 ASSISTANT DIRECTOR OF BRAND  
 COMMUNICATIONS (PRIMARY)

- Phone: (608) 279-8653
- Email: bah@athletics.wisc.edu
- Twitter: @BrandonHarrison


**PATRICK HERB**  
 DIRECTOR OF COMMUNICATIONS  
 AND BRAND STRATEGY (SECONDARY)

- Phone: (608) 957-2085
- Email: pah@athletics.wisc.edu
- Twitter: @PatrickHerb

**MEDIA RESOURCES****CREDENTIAL APPLICATIONS**

- www.sportssystem.com/Wisconsin

**BIG TEN MEDIA EMAIL LIST**

- office.bigten.org/media

**WISCONSIN BASKETBALL RECORD BOOK**

- go.wisc.edu/MBBRecordBook

**WIRELESS INTERNET ACCESS (KOHL CENTER)**

- BadgerWiFi (connect and register with email address)

**LIVE STATS - STATBROADCAST (KOHL CENTER)**

- Wisconsin.StatBroadcast.com (password: buckybadger)

**OFFICIAL SOCIAL MEDIA CHANNELS**

- Twitter: @BadgerMBB
- TikTok: @badger\_mbb
- Instagram: @badgermbb
- Facebook: /WisconsinMensBasketball
- YouTube: /WisconsinBadgers

**RADIO**

Radio Station: WIBA (1310 AM)

**Play-by-Play Announcer: Matt Lepay**


Address: P.O. Box 99  
Madison, WI 53701  
Phone: 608-274-5450

**Color Analyst: Mike Lucas**

Address: 1440 Monroe St.  
Madison, WI 53711  
Phone: 608-252-6474

**Credentials:** 2022-23 men's basketball credentials must be requested online: www.sportssystem.com/Wisconsin


Contact Brandon Harrison with questions (608-279-8653). Approved credentials will be either mailed or made available at the Brand Communications Office or with the parking attendant (white vehicle) at the entrance to Lot 46 on Frances Street, one block north of the Kohl Center



**0 JAHCOBI NEATH**  
G, Sr., 6-4, 190  
Toronto, Ontario



**2 JORDAN DAVIS**  
G, Jr., 6-4, 200  
La Crosse, Wis.




**3 CONNOR ESSEGIAN**  
G, Fr., 6-4, 185  
Fort Wayne, Ind.



**4 KAMARI MCGEE**  
G, So., 6-0, 180  
Racine, Wis.



**5 TYLER WAHL**  
F, Sr., 6-9, 225  
Lakeville, Minn.




**10 ISAAC LINDSEY**  
G, So., 6-4, 185  
Mineral Point, Wis.



**11 MAX KLESMIT**  
G, Jr., 6-3, 200  
Neenah, Wis.



**12 LUKE HAERTLE**  
G, Fr., 6-3, 215  
Hartland, Wis.




**13 JUSTIN TAPHORN**  
G, Jr., 6-2, 215  
Pekin, Ill.



**14 CARTER GILMORE**  
F, Jr., 6-7, 225  
Hartland, Wis.



**15 ISAAC GARD**  
G, Fr., 6-2, 165  
Oregon, Wis.



**21 CHRIS HODGES**  
F, R-Fr., 6-9, 245  
Schaumburg, Ill.



**22 STEVEN CROWL**  
F, Jr., 7-0, 245  
Eagan, Minn.



**23 CHUCKY HEPBURN**  
G, So., 6-2, 205  
Omaha, Neb.



**30 ROSS CANDELINO**  
G, Fr., 6-5, 185  
Jacksonville, Fla.



**35 MARKUS ILVER**  
F, So., 6-8, 215  
Tallinn, Estonia



**GREG GARD**  
Head Coach  
8th season at UW



**JOE KRABBHOF**  
Associate Head Coach  
7th season at UW



**DEAN OLIVER**  
Assistant Coach  
6th season at UW



**SHARIF CHAMBLISS**  
Assistant Coach  
2nd season at UW

WISCONSIN BADGERS	POS	HT	WT	YR/ELIG	HOMETOWN (HS/LAST SCHOOL)	PRONUNCIATION
0 Jahcobi Neath*	G	6-4	190	Sr./Sr.	Toronto, Ontario (Wake Forest)	Juh-KOBE KNEE-th
2 Jordan Davis**	G	6-4	200	Jr./Jr.	La Crosse, Wis. (Central)	
3 Connor Essegian	G	6-4	185	Fr./Fr.	Fort Wayne, Ind. (Central Noble)	eh-SEE-gin
4 Kamari McGee	G	6-0	180	So./So.	Racine, Wis. (Racine St. Catherine's)	cuh-MAR-ee
5 Tyler Wahl***	F	6-9	225	Sr./Sr.	Lakeville, Minn. (North)	WALL
10 Isaac Lindsey*	G	6-4	185	Jr./So.	Mineral Point, Wis. (UNLV)	LIN-zee
11 Max Klesmit	G	6-3	200	Jr./Jr.	Neenah, Wis. (Neenah)	KLEZ-mitt
12 Luke Haertle	G	6-3	215	Fr./Fr.	Hartland, Wis. (Lake Country Lutheran)	(rhymes with hurdle)
13 Justin Taphorn**	G	6-5	215	Jr./Jr.	Pekin, Ill. (Pekin)	
14 Carter Gilmore**	F	6-7	225	Jr./Jr.	Hartland, Wis. (Arrowhead)	
15 Isaac Gard	G	6-2	165	So./Fr.	Oregon, Wis. (Oregon)	
21 Chris Hodges	F	6-9	245	So./Fr.	Schaumburg, Ill. (Schaumburg)	
22 Steven Crowl**	F	7-0	245	Jr./Jr.	Eagan, Minn. (Eastview)	(rhymes with growl)
23 Chucky Hepburn*	G	6-2	205	So./So.	Omaha, Neb. (Bellevue West)	
30 Ross Candelino	G	6-5	185	Fr./Fr.	Jacksonville, Fla. (Ponte Vedra)	
35 Markus Ilver*	F	6-8	215	So./So.	Tallinn, Estonia (Western Reserve Academy)	ILL-ver

## CHARTING THE BADGERS

## CAREER GAMES PLAYED

	Games	Starts	Cons. Starts
Tyler Wahl	97	56	18
Steven Crowl	48	36	36
Jordan Davis	44	3	3
Chucky Hepburn	36	36	36
Carter Gilmore	34	0	0
Max Klesmit	53	36	34
Kamari McGee	33	21	0
Jahcobi Neath	26	1	0
Justin Taphorn	11	0	0
Markus Ilver	10	0	0
Isaac Lindsey	9	0	0
Connor Essegian	3	0	0
Chris Hodges	3	0	0
Ross Candelino	1	0	0
Isaac Gard	1	0	0

## DOUBLE-DIGIT POINTS

	Career	'22-23	Cons.
Max Klesmit	33 (21-12)	1 (1-0)	0
Tyler Wahl	26 (21-5)	2 (2-0)	0
Steven Crowl	14 (13-1)	1 (1-0)	0
Chucky Hepburn	14 (13-1)	2 (2-0)	0
Kamari McGee	16 (2-14)	0 (0-0)	0
Jordan Davis	2 (2-0)	2 (2-0)	2

## 20-POINT SCORING GAMES

	Career	'22-23	Cons.
Max Klesmit	7 (4-3)	0 (0-0)	0
Tyler Wahl	3 (2-1)	0 (0-0)	0
Steven Crowl	2 (2-0)	0 (0-0)	0
Kamari McGee	5 (0-5)	0 (0-0)	0

## 30-POINT SCORING GAMES

	Career	'22-23	Cons.
No Active Players	--	-	-

## DOUBLE-DIGIT REBOUNDS

	Career	'22-23	Cons.
Tyler Wahl	8 (6-2)	1 (1-0)	0
Steven Crowl	2 (2-0)	1 (1-0)	1

## DOUBLE-DIGIT ASSISTS

	Career	'21-22	Cons.
No Active Players	--	--	--

## DOUBLE-DOUBLES

	Career	'22-23	Cons.
Tyler Wahl	5 (4-1)	1 (1-0)	0

## BAHAMA BADGERS

This will be Wisconsin's third appearance in the Battle 4 Atlantis, winning the tournament in 2014 and finishing runner up in 2018.

## ■ 2014: Champions

Quarterfinals: Wisconsin 72, UAB 43  
Semifinals: Wisconsin 68, Georgetown  
Championship: Wisconsin 69, Oklahoma 56

- Led by tournament MVP Frank Kaminsky, the Badgers had 4 players average double-figure points -- also Nigel Hayes, Sam Dekker and Duje Dukan.

- Wisconsin would go on to win the Big Ten title later that season and advance to the 2015 National Championship Game.

## ■ 2018: Champions

Quarterfinals: Wisconsin 62, Stanford 46  
Semifinals: Wisconsin 78, Oklahoma 58  
Championship: #4 Virginia 53, Wisconsin 46

- Ethan Happ and D'Mitrik Trice were named to the All-Tournament Team. Happ led UW averaging 17.3 ppg and 13.0 rpg while Trice averaged 15.3 ppg, including a 25-point, 7-for-8 3FG, performance against Oklahoma.

## UW IN HOLIDAY TOURNAMENTS

Wisconsin has played in a non-conference November tournament 15 of the last 17 years.

- UW owns a combined record of 26-12 (.684) in November tournaments since 2005.
- Wisconsin has won 5 holiday tournaments over the last 17 seasons, claiming the 2005 Paradise Jam, the 2011 Chicago Invitational, the 2013 Cancun Challenge, the 2014 Battle 4 Atlantis, 2021 Maui Invitational. The Badgers have also recently finished as the runner-up in the 2016 Maui Invitational and the 2018 Battle 4 Atlantis.
- Last season, the Badgers three straight games at the 2021 Maui Invitational, which was relocated to Las Vegas. Wisconsin topped

## Wisconsin in Nov. Tournaments - Since 2005

Year	Tournament	Location	Record (Finish)
2005	Paradise Jam	US V.I.	3-0 (1st)
2006	South Padre Invit.	Texas	1-1 (3rd)
2008	Paradise Jam	US V.I.	2-1 (2nd)
2009	Maui Invitational	Hawaii	2-1 (3rd)
2010	Old Spice Classic	Orlando	2-1 (2nd)
2011	Chicago Invit.	Illinois	2-0 (1st)
2012	Las Vegas Invit.	Las Vegas	1-1 (3rd)
2013	Cancun Challenge	Mexico	2-0 (1st)
2014	Battle 4 Atlantis	Bahamas	3-0 (1st)
2015	2K Classic	NYC	1-1 (3rd)
2016	Maui Invitational	Hawaii	2-1 (2nd)
2017	Hall of Fame	Kansas City	0-2 (4th)
2018	Battle 4 Atlantis	Kansas City	2-1 (2nd)
2019	Legends Classic	Brooklyn	0-2 (4th)
2021	Maui Invitational	Las Vegas	3-0 (1st)

## LAST TIME OUT

## WISCONSIN 56, GREEN BAY 45

Nov. 15 | Kohl Center | Madison, Wis.

- Wisconsin opened the season 3-0 for the 2nd time in the last 3 seasons and the 3rd time under head Greg Gard with a 56-45 win over Green Bay at the Kohl Center last Tuesday.
- The Badgers held the Phoenix to 45 points, the 3rd-straight game UW has held GB below 50.
  - This season, UW is allowing its opposition just 51.3 points per game.
- UW held GB to 2-for-14 shooting from beyond the arc (14.3% 3FG). On the season, UW's opponents are shooting a mere 11.1% 3FG (5-for-45).
- Junior **Jordan Davis** scored in double figures for the 2nd straight game, following up a career-high 13 points vs. Stanford with 11 pts vs. Green Bay, shooting 3-for-6 from 3FG.
- Senior **Tyler Wahl** tallied 8 pts, 9 reb.
- Junior **Steven Crowl** posted 9 pts and 9 reb.
- Sophomore **Chucky Hepburn** pulled down a career-high 7 rebounds, plus 8 pts and 3 ast.
- Junior **Carter Gilmore** matched career highs for both points (5) and rebounds (5) in 21 minutes.

## CHAMPIONSHIP DNA

- Wisconsin won a share of the 2022 Big Ten championship, marking the Badgers' 2nd league title in 3 seasons and the 20th in school history.
  - With 2 Big Ten championships during his tenure, **Greg Gard** joins Tom Izzo (10) and Matt Painter (2) as the only active coaches with multiple Big Ten titles.
  - The Badgers (20) trail only Purdue (24) and Indiana (22) for most conference titles.
  - Wisconsin has won 6 Big Ten regular season titles since 2002 (02-03-08-15-20-22), matching MSU (6) for most titles during that span.

## Most Big Ten Regular Season Championships

School	B1G Titles	Since 2002	Last
1. Purdue	24	3	2019
2. Indiana	22	3	2016
3. <b>Wisconsin</b>	20	6	2022
Ohio State	20	5	2012
5. Illinois	18	4	2022

## WINS ADD UP UNDER GARD

- With a regular-season record of 24-7 last season, UW posted its best start of the Greg Gard era and the 6th-best 31-game start in program history:

## Wisconsin Record Book, Best 31-Game Records

Record	Pct.	Season
1. 28-3	.897	2014-15
2. 27-4	.871	2006-07
27-4	.871	2007-08
4. 25-6	.806	2013-14
25-6	.806	2003-04
6. <b>24-7</b>	<b>.774</b>	<b>2021-22</b>
24-7	.774	2002-03

- The Badgers won 24 regular season games for just the 5th time in program history.



## CHARTING THE BADGERS

## LED UW IN SCORING

	2022-23	Career
Tyler Wahl . . . . .	2 (2-0)	6 (5-1)
Steven Crowl . . . . .	0 (0-0)	4 (4-0)
Jordan Davis . . . . .	1 (1-0)	1 (1-0)

## LED UW IN REBOUNDING

	2022-23	Career
Tyler Wahl . . . . .	2 (2-0)	20 (14-6)
Steven Crowl . . . . .	2 (2-0)	7 (6-1)
Jahcobi Neath . . . . .	0 (0-0)	1 (1-0)

## LED UW IN ASSISTS

	2022-23	Career
Chucky Hepburn . . . . .	2 (2-0)	19 (14-5)
Tyler Wahl . . . . .	1 (1-0)	14 (13-1)
Steven Crowl . . . . .	0 (0-0)	7 (5-2)
Jahcobi Neath . . . . .	0 (0-0)	1 (1-0)

## LED UW IN MINUTES

	2022-23	Career
Tyler Wahl . . . . .	0 (0-0)	6 (3-3)
Max Klesmit . . . . .	2 (2-0)	2 (2-0)
Chucky Hepburn . . . . .	1 (1-0)	2 (2-0)

Record in those contests in parentheses

## 2022-23 LINEUP RECORD

Hepburn, Davis, Klesmit, Wahl, Crowl . . . . . 3-0

## ACTIVE WIN/LOSS STREAKS

Overall . . . . .	Won 3
Vs. Unranked teams (AP) . . . . .	Won 3
Vs. Ranked teams (AP) . . . . .	Won 2
At Home . . . . .	Won 2
At Home vs. Big Ten . . . . .	Lost 1
At Home vs. ranked Big Ten . . . . .	Won 1
At Home vs. unranked Big Ten . . . . .	Lost 1
At Home vs. non-conference . . . . .	Won 5
At Home vs. ranked opp. . . . .	Won 1
On Road . . . . .	Won 4
On Road vs. Big Ten . . . . .	Won 4
On Road vs. ranked opp. . . . .	Won 1
On Road vs. unranked opp. . . . .	Won 9
Neutral . . . . .	Won 1
Neutral vs. ranked opp. . . . .	Won 1
Neutral vs. unranked opp. . . . .	Won 1

- Including wins at No. 3 Purdue and over No. 8 Purdue last season, Gard has led UW to 10 top-10 wins, including 6 away from home.
- UW went 15-5 in the Big Ten, posting the most conference wins in the Gard era. The Badgers won 15 Big Ten games for just the 3rd time in program history. Overall, UW has won 14+ games just 5 times, and Gard-led teams are responsible for 3 of those seasons.

## Wisconsin Record Book, Big Ten Wins

	Record	Pct.	Season
1.	16-2	.889	2007-08
	16-2	.889	2014-15
3.	15-5	.750	2021-22
4.	14-6	.700	2018-19
	14-6	.700	2019-20

- Wisconsin has won at least 14 Big Ten games for the 3rd time in the last 4 seasons, the only team that can make that claim.
- Over the past 4 seasons, Wisconsin has 53 Big Ten wins, the most in the league over that span (Purdue has 52). Among major conference teams, only Virginia (56), Kansas (55) and Duke (54) have more league victories.
- During the Greg Gard era (since 2015-16), Wisconsin has the most road wins of any Big Ten team, going 42-37 (.532) in such games. Michigan State is second with 40 road wins.

## GARD'S GUIDANCE

Now in his 8th season as head coach, **Greg Gard** has led the Badgers to Big Ten titles in two of the last three seasons and kept the program winning at a high level. In fact, Gard's resume stacks up among the Big Ten's best of the last 40 years.

- Gard has guided the Badgers to a record of 147-78 (.653), the 4th-highest win total and 3rd-highest win percentage in UW annals.

## Best Win Pct, Wisconsin Coaches (min. 50 wins)

Coach (School, Years)	Record	Pct.
1. Bo Ryan (2002-15)	364-130	.737
2. Walter Meanwell (1912-17, '21-34)	246-99	.712
3. <b>Greg Gard (2016-present)</b>	<b>147-78</b>	<b>.653</b>
4. Dick Bennett (1996-2000)	94-68	.580
5. Bud Foster (1935-59)	265-267	.498

- With a conference record of 84-50, Gard's .627 win percentage is tied 6th among Big Ten coaches of the last 40 years (since 1980).

## Best Win Pct, B1G Coaches w/ 50+ Wins (since 1980)

Coach (School, Years)	Record	Pct.
1. Bo Ryan, WIS (2002-15)	172-68	.717
2. Bob Knight, IND (1972-2000)	353-151	.700
3. Tom Izzo, MSU (1995-)	322-151	.681
4. Thad Matta, OSU (2005-17)	150-78	.658
5. Mark Turgeon, MD (2015-21)	90-50	.643
6. <b>Greg Gard, WIS (2016-)</b>	<b>84-50</b>	<b>.627</b>
Matt Painter, PUR (2005-)	193-115	.627
8. Gene Keady, PUR (1981-05)	265-169	.611

(thru 2021-22 regular season)

## DEFENSE LIVES HERE

For the better part of 30 years, Wisconsin has enjoyed one of the best defensive teams in the Big Ten and often the nation. This year's unit is showing signs of following the same trend.

- UW is allowing just 51.3 ppg, not allowing any of its first 3 opponents to reach 60 points.
- According to KenPom.com, the Badgers are 20th in the NCAA (4th in the Big Ten) in adjusted defensive efficiency at 90.3.
- UW has led the B1G in Scoring D in 4 of 7 years under Gard. Last season, Wisconsin ranked 2nd in the Big Ten allowing 66.0 ppg.
- UW is 66-8 under Gard when holding foes below 60 points (3-0 this season).
- Wisconsin leads the nation allowing opponents to shoot just 11.1% from 3-point range. Opponents are just 4-for-45 on the year.
- Another area UW is excelling is not allowing offensive rebounds. Badgers' opponents are pulling in just 6.0 OReb per game and Wisconsin ranks 16th in the NCAA allowing a 17.8% offensive rebounding percentage.

## BETTER BEHIND THE ARC

Last season, the Badgers won the Big Ten despite shooting a conference-low 30.6% from 3-point range. Through 3 games this season, UW has seen significant improvement.

- Wisconsin ranks 3rd in the Big Ten shooting 38.5% (25-65) from deep.
- 5 of UW's top 6 scorers have his at least 4 triples and all 5 are shooting at least 30.0% from deep. In total, 10 Badgers have made a 3FG this season.
- UW is average 8.3 made 3FGs per game, ranking 5th in the Big Ten.

## TOP-10 TAKEDOWNS

Wisconsin's season sweep of Purdue (#3 and #8 in two meetings) last season were just the latest in a long line of top-10 takedowns under Greg Gard.

- In fact, the Badgers have 10 wins over top-10 teams under Gard, including 6 such wins away from home (4 on the road):

## Wins Over Top-10 Opponents Under Greg Gard

Opponent	Score	Date
#8 vs. Purdue	70-67	3/1/22
#3 at Purdue	74-69	1/3/22
#5 at Ohio State	61-57	1/3/20
#2 Michigan	64-54	1/19/19
#6 Purdue	57-53	2/14/18
#1 vs. Villanova (NCAA)	65-62	3/18/17
#9 vs. Xavier (NCAA)	66-63	3/20/16
#8 at Iowa	67-59	2/24/16
#2 at Maryland	70-57	2/13/16
#4 Michigan State	77-76	1/17/16

## CHUCKY AT THE POINT

*"Chucky brings a vision and a feel to the floor that we've only had with a few guys the 20 years I've been here...He's a natural at it."* - Greg Gard

- A Big Ten All-Freshman honoree last year, point guard **Chucky Hepburn** started every game for the Badgers in his debut campaign.
- Hepburn was named to the 2023 Preseason All-Big Ten Team.
- Hepburn averaged 7.9 ppg, while leading UW in assists (77) and ranked 2nd in steals (36).
  - Hepburn became just the 5th true freshman at UW to average 7.5 ppg in the last 25 years:

### Wisconsin Leading Scorers, True Freshman (since 1997)

Player (Years)	PPG	APG
1. Devin Harris (2002)	12.3	1.8
2. Brad Davison (2018)	12.1	2.5
3. Alando Tucker (2003)	12.0	1.1
4. Sam Dekker (2013)	9.6	1.3
5. <b>Chucky Hepburn (2022)</b>	<b>7.9</b>	<b>2.3</b>

- Hepburn maintained a 1.97 assist-to-turnover ratio with 77 dimes and 39 turnovers.
- Since 2010, Hepburn trails only Josh Gasser for the best assist-to-turnover ratio by a Badger in his freshman season.

### Assist-to-Turnover Ratio in First Season (min. 30 ast)

Player (Years)	Ast	TO	Ratio
1. Josh Gasser (2010-11)	75	30	2.5
2. <b>Chucky Hepburn (2021-22)</b>	<b>77</b>	<b>39</b>	<b>1.9</b>
3. D'Mitrik Trice (2016-17)	63	37	1.7
4. Brad Davison (2017-18)	83	59	1.4

- Hepburn's heroics lifted Wisconsin past #8 Purdue on March 1, hitting a go-ahead 3-pointer with 1.5 seconds left. He finished with a career-high 17 pts (4-6 3FG).
- Hepburn has scored in double figures in 2 of the first 3 games, now 14x in his career. UW is 13-1 when Hepburn scores in double digits.

## WALL-TO-WAHL PLAYER

*"This is no longer a utility player...Wahl has looked the part early of a guy that's primed to be one of the best players in the Big Ten...He's trending towards writing a tremendous final chapter of his college career in Madison."*  
- Jon Rothstein, CBS Sports

- One of the most versatile players in college basketball, **Tyler Wahl** does a little bit of everything — and then some — for Bucky.
- This season, Wahl was 1 of 20 candidates in the country nominated to the 2023 Julius Erving Award Watch List, which annually recognizes the best small forward in the nation.
- Wahl was also named to the 2023 Preseason All-Big Ten Team.
- In UW's season opener vs. South Dakota, Wahl posted the 5th double-double of his career, filling up the stat sheet with 19 points, 10 rebounds, 4 assists, 2 steals and 1 block.

- The improvement of Wahl over his four years at Wisconsin has been notable and impressive:

### Tyler Wahl Year-by-Year Improvement

Year	PPG	RPG	FG%	FT%
2019	2.6	2.6	.430	.389
2020	5.2	4.3	.436	.567
2021	11.4	5.9	<b>.516</b>	.700
2022	<b>14.7</b>	<b>8.0</b>	.371	<b>.773</b>

- Wahl made his presence known last season with an All-Tournament performance at the Maui Jim Maui Invitational in Las Vegas.
  - In 3 games, Wahl averaged 11.0 ppg (18 pts and 4 blk in championship game), plus 5.3 rpg.
- Wahl built on that confidence, scoring double figures in 17 of the final 22 games of the season. Wahl had scored in double figures just 5 times his first two seasons as a Badger.
  - That includes a career-high 23 points vs. Rutgers (2/12). Wahl shot 9-for-14 from the floor, including 1-1 3FG, 4-5 FT. He also tallied 3 rebounds, 2 assists and 2 steals.
  - Wahl also had 20-point outings at Maryland (21 pts) and vs. #16 Ohio State (20 pts), which marked the first 20-pt games of his career.
  - Wahl led UW in scoring vs. #8 Purdue (3/1), finishing with 19 points (8-14 FG) and 5 steals.
- Last season, Wahl ranked 3rd on the team in scoring (11.4 ppg) and 2nd in rebounding (5.9 rpg). He led the team shooting 51.6% FG.
- Wahl also led the team in steals (37) and ranked 2nd for the Badgers lead in blocks (25).

## CROWL COMING ON

After playing 12 games and a total of 39 minutes as a freshman, sophomore forward **Steven Crawl** started all 33 games last season and continued to develop and grow his game with experience.

- Along with experience, Crawl has also continued to add size to his frame. Listed at 217 as a freshman, he's now pushing 250 lbs.
- Against Stanford in the "Brew City Battle," Crawl set career highs with 11 rebounds and 3 blocks, also scoring 9 points.
- Crawl has scored in double figures 14x in his career, and UW is 13-1 in those games. He reached double-digit scoring 13x last season, including a pair of 20+ point performances.
- Over the final 15 games of the regular season last year, Crawl averaged 9.5 ppg shooting 54.4% from the floor (18-for-21 at FT line).
- Crawl led UW in scoring at Minnesota (2/23) with 20 points, shooting 7-for-9 from the floor (5-6 FT), while also grabbing 7 rebounds.
- Crawl scored a season-high 21 points vs. Illinois State (12/29), shooting 7-for-8 FG (2-2 3FG). He also grabbed 7 rebounds that game.
- Last year, Crawl shot 49.6% FG (2nd for UW). In Big Ten play, that number climbed to 53.1% FG (69-130), including 32.6% 3FG.

## WINNING AT WISCONSIN

With a record of 24-7 last season, the Badgers reached the 20-win milestone yet again. Since 2003, Wisconsin has won at least 20 games in 17 of 20 seasons, including a school-record 36 wins in 2014-15.

Greg Gard has four 20-win seasons on his ledger with a high of 27 wins in 2016-17, a mark that ranks 5th in UW history.

### Wisconsin Record Book, Single-Season Wins

1.	36	2014-15	10.	24	2021-22
2.	31	2007-08		24	2002-03
3.	30	2006-07		24	2009-10
	30	2013-14	13.	23	2012-12
5.	27	2016-17		23	2018-19
6.	26	2011-12	15.	22	2015-16
7.	25	2004-05		22	1998-99
8.	25	2010-11		22	1999-00
	25	2003-04	18.	21	2019-20

## BADGERS = B1G ATTENDANCE

- This season, the Badgers played in front of an average of 16,453 fans at their home games last season. That leads the Big Ten and ranks 7th nationally.
- Including the 2019-20 season in which fans were allowed, Wisconsin has led the Big Ten in attendance 14 of the last 18 years and has finished among the nation's top 7 each of the last 20 years.

### UW Attendance (Kohl Center era: 1998-2022)

Year	Average	B1G Rank	NCAA
1997-98*	13,335	7th	22nd
1998-99	15,770	2nd	10th
1999-00	16,163	3rd	11th
2000-01	16,811	2nd	7th
2001-02	15,528	3rd	6th
2002-03	16,930	1st	6th
2003-04	17,142	1st	6th
2004-05	17,142	1st	5th
2005-06	17,142	1st	7th
2006-07	17,190	2nd	7th
2007-08	17,190	1st	7th
2008-09	17,230	1st	6th
2009-10	17,230	1st	6th
2010-11	17,230	1st	7th
2011-12	17,181	1st	5th
2012-13	16,843	2nd	7th
2013-14	17,104	2nd	7th
2014-15	17,279	1st	5th
2015-16	17,287	2nd	6th
2016-17	17,287	1st	6th
2017-18	17,272	1st	5th
2018-19	17,170	1st	5th
2019-20	16,912	1st	6th
2020-21^	--	--	--
2021-22	16,453	1st	7th

\* Wisconsin played 8 of its 15 home games at the UW Field House (capacity 11,500)

^ Wisconsin did not allow spectators due to the COVID-19 pandemic

## 2022-23 BIG TEN STANDINGS

Team	Conf.	Overall
Indiana	0-0	4-0
Maryland	0-0	5-0
Northwestern	0-0	4-0
<b>Wisconsin</b>	<b>0-0</b>	<b>3-0</b>
Iowa	0-0	3-0
Ohio State	0-0	3-0
Purdue	0-0	3-0
Penn State	0-0	5-1
Illinois	0-0	4-1
Michigan	0-0	4-1
Michigan State	0-0	3-1
Minnesota	0-0	3-1
Nebraska	0-0	3-1
Rutgers	0-0	3-1

RECORDS THRU GAMES PLAYED SATURDAY, NOV. 20

## AP TOP 25 (WEEK 2 - 11/14/22)

Team	Record	Points
1 North Carolina (44)	2-0	1,543
2 Gonzaga (14)	2-0	1,497
3 Houston (2)	2-0	1,439
4 Kentucky (3)	2-0	1,394
5 Baylor	2-0	1,253
6 Kansas	2-0	1,218
7 Duke	2-0	1,216
8 UCLA	2-0	1,138
9 Arkansas	2-0	1,059
10 Creighton	2-0	1,036
11 Texas	2-0	932
12 Indiana	2-0	867
13 Auburn	2-0	724
14 Arizona	2-0	694
15 TCU	2-0	630
16 Virginia	2-0	590
17 San Diego State	2-0	524
18 Alabama	2-0	436
19 Illinois	2-0	316
20 Michigan	2-0	308
21 Dayton	2-0	280
22 Tennessee	1-1	264
23 Texas Tech	2-0	190
24 Texas A&M	2-0	131
25 UConn	2-0	124

**Others receiving votes:** Michigan State 119, Purdue 104, Villanova 96, Miami (FL) 61, Saint Louis 47, Xavier 44, Ohio State 36, Oregon 36, Iowa 36, Memphis 20, Virginia Tech 13, Colorado 11, Arizona State 9, Toledo 8, Rutgers 8, Saint Mary's 7, Florida 5, UC Irvine 4, Grambling State 4, Seton Hall 3, Penn State 1

## 125 YEARS OF BADGER BASKETBALL

This year marks the 125th season of Wisconsin men's basketball and all season long UW will be celebrating the history of one of the Big Ten's most successful programs:

- Wisconsin made its 26th appearance in the NCAA tournament last season. In fact, UW is 1 of 5 schools to participate in 22 of the last 23 NCAA tourneys, joining Duke, Gonzaga, Kansas and Michigan State.
- Wisconsin clinched a share of the 2022 Big Ten championship, marking UW's 2nd league title in 3 seasons and the 20th in school history.
- The Badgers (20 titles) trail only Purdue (24) and Indiana (22) for most conference titles.
- Wisconsin has won 6 Big Ten regular season titles since 2002 (02-03-08-15-20-22), matching MSU (6) for most titles during that span.

## Most Big Ten Regular Season Championships

School	B1G Titles	Since 2002	Last
1. Purdue	24	3	2019
2. Indiana	22	3	2016
<b>3. Wisconsin</b>	<b>20</b>	<b>6</b>	<b>2022</b>
Ohio State	20	5	2012
5. Illinois	18	4	2022

- Since 2001-02 when Bo Ryan and Greg Gard arrived in Madison, UW has the most Big Ten wins and best win pct. at 256-118 (.684).

## Big Ten Win Pct, Since 2001-02 (thru 2022 season)

Team	W-L	Pct.
<b>1. Wisconsin</b>	<b>256-118</b>	<b>.684</b>
2. Michigan State	250-124	.668
3. Ohio State	231-142	.619
4. Maryland	89-62	.589
5. Purdue	219-154	.587

- Wisconsin has won 12+ B1G games in 11 of last 13 seasons, the most of any Big Ten team.
- UW has also posted double-digit B1G wins in 19 of the last 21 years, the only team to do so.

## VIVE LA FRANCE!

Earlier this summer, the Badgers came together and experienced a 10-day, four-game foreign trip to France. As part of the tour, the team spent time in Paris, Lyon and Nice.

- The trip featured sight-seeing opportunities to experience local culture. Among other things, the itinerary included ascending the Eiffel Tower, a full-day trip to Normandy, exploring Old Town Lyon, visiting the medieval village of Perouges, a guided tour of Monte Carlo and beach time on the French Riviera.
- College basketball teams are allowed to travel internationally during the summer once every four years, and for Wisconsin the 2022 trip marked UW's first since touring Australia and New Zealand in 2017.
- The Big Ten Network followed along throughout the trip, documenting the experience for "The B1G Trip: Wisconsin Basketball in France," a three-episode docuseries.

- In its first taste of international basketball, the Badgers earned an 81-66 win over Paris Towers in Paris. **Steven Crowl** led UW with 13 points, followed by **Chucky Hepburn** (12), **Markus Ilver** (10) and **Isaac Lindsey** (10).
- Facing Lyon Towers in Lyon, UW won 80-68 led by **Tyler Wahl**'s 12 points, plus 11 points each from Crowl and **Connor Essegian**, and 10 points from Hepburn.
- UW displayed a balanced scoring attack in its second contest against Lyon Towers, earning a 78-47 win. Ilver led with 14 points, followed by Crowl (12), Essegian (10), **Jordan Davis** (9), Wahl (9).
- Wisconsin capped its trip with an 85-69 win over Azurea Club in Nice. Davis and Essegian led UW with 14 points each.

## ROAD WARRIORS

Last season, Wisconsin went 13-6 away from home, including an impressive 9-2 mark in true road games.

- UW tallied the most true road wins (9) among all Big Ten teams.
- UW's 9 true road wins trailed only Miami (10) among major conference teams. Duke and USC also had 9 road wins.
- UW's 13 road/neutral wins were the team's most since 2015 when the Badgers went 21-3 away from home en route to the national championship game.
- Last season's resume including neutral wins over Texas A&M, #12 Houston and Saint Mary's in the Maui Invitational as well as a victory over Colgate in the NCAA tournament.
- Wisconsin won games at Purdue, at Michigan State and at Indiana in the same season for the first time in school history.
- The Badgers are the first team to win at Mackey Arena, Breslin Center and Assembly Hall in the same season since Ohio State in 2010.
- Under Greg Gard, the Badgers own a 41-36 (.532) record on the road overall, including 37-29 (.561) in Big Ten games.
- In fact, no Big Ten team has a better league road record than Wisconsin since 2016.

## Big Ten Road Record, Since 2016 (thru 2022 season)

Team	Record	Pct.
<b>1. Wisconsin</b>	<b>36-29</b>	<b>.554</b>
2. Purdue	35-30	.539
Michigan State	35-30	.539
4. Michigan	31-31	.500

- Under Gard, Wisconsin has 8 road wins over ranked teams, including a win at No. 3 Purdue and at No. 17 Michigan St. earlier this season.

## SITUATIONAL RECORDS

	2022-23	Under Gard
Ahead at the half	3-0	119-14
Behind at the half	0-0	22-59
Tied at the half	0-0	5-5
FG% of .450 or more	1-0	79-13
FG% less than .450	2-0	67-65
Better FG% than opp.	2-0	116-13
Worse FG% than opp.	1-0	30-63
Same FG% as opp.	0-0	1-2
Opp. FG% less than 45%	3-0	114-28
3FG% of 40% or more	2-0	66-9
3FG% less than 40%	1-0	79-69
Try more than 20 3FGs	1-0	79-48
Try 20 or fewer 3FGs	2-0	67-29
Make at least 70% FT	2-0	91-34
Try at least 20 FTs	1-0	63-17
Try fewer than 20 FTs	2-0	81-60
Out-rebound opponent	2-0	88-22
Tied or out-rebounded	1-0	58-56
Same or fewer TOs than opp.	2-0	112-47
More TOs than opp.	1-0	34-31
Commit fewer than 12 TOs	2-0	113-48
Commit 12 or more TOs	1-0	34-29
Score fewer than 50 pts.	0-0	1-3
Score 50-59 points	1-0	8-32
Score 60-69 points	1-0	47-28
Score 70-79 points	0-0	52-12
Score 80-89 points	1-0	31-3
Score 90 or more pts.	0-0	7-0
Allow fewer than 50 pts.	1-0	22-1
Allow 50-59 pts.	2-0	44-7
Allow 60-69 pts.	0-0	60-27
Allow 70-79 pts.	0-0	17-29
Allow 80-89 pts.	0-0	3-13
Allow 90 or more pts.	0-0	0-1
Overtime	0-0	7-5
vs. AP Top 25 opponents	0-0	26-38
vs. AP Top 25 opp. at home	0-0	12-10
Home games	2-0	87-24
Road games	0-0	41-36
Neutral site games	1-0	20-18
Day games	0-0	46-26
Night games	3-0	100-52

## GAMES DECIDED BY

3 points or less	0-0	19-11
4-5 points	0-0	21-17
6-10 points	1-0	35-21
11-19 points	1-0	39-24
20 or more points	1-0	33-3

## TELEVISED GAMES

CBS	0-0	11-10
CBS Sports Network	0-0	0-1
FOX	0-0	3-5
FS1	1-0	13-14
ESPN	0-0	16-12
ESPN2	0-0	14-11
ESPNU	0-0	1-2
ESPN+	0-0	3-1
Big Ten Network	2-0	75-18
Big Ten Plus	0-0	4-0
TBS	0-0	1-3
TNT	0-0	2-1

## WISCONSIN VS. BATTLE 4 ATLANTIS FIELD



## DAYTON FLYERS

**All-Time Series:** UW leads, 1-0**Last Meeting:** Wisconsin 105, Dayton 93 (Dec. 28, 1961 – New York City, N.Y.)

The Badgers and the Flyers will face off for just the second time in history and the first over 60 years. Wisconsin won the only other encounter with a 105-93 victory as part of the 1961 ECAC Holiday Festival in New York City.



## KANSAS JAYHAWKS

**All-Time Series:** UW trails, 1-3**Last Meeting:** Kansas 76, Wisconsin 60 (Dec. 8, 1969 – Lawrence, Kan.)

Wisconsin and Kansas have met four times in program history, with a pair of home-and-home series in 1955-56 and 1968-69. In the most recent meeting, Kansas claimed a 76-60 win in Lawrence on December 8, 1969. UW's only win over Kansas came back in December of 1968 with a 67-62 win in Madison. The all-time series dates back to the first meeting in 1955.



## NC STATE WOLFPACK

**All-Time Series:** UW leads, 3-1**Last Meeting:** NC State 69, Wisconsin 54 (Dec. 4, 2019 – Raleigh, N.C.)

Wisconsin and NC State have met four times in program history. Most recently, the two teams played in back-to-back Big Ten/ACC Challenges with the Badgers winning, 79-75, at home in 2018 and the Wolfpack claiming a 69-54 home win in 2019. The teams have one met at a neutral site (Syracuse) back in 2005 NCAA Tournament Sweet 16, as UW won 65-56; current assistant coach Sharif Chambliss started the Badgers in that game (7 points, 7 rebounds).



## BUTLER BULLDOGS

**All-Time Series:** UW leads, 17-14**Last Meeting:** Butler 61, Wisconsin 54 (March 24, 2011 – New Orleans, La.)

Wisconsin and Butler have met 31 times (but just once in the last 20 years) with UW owning a 17-14 all-time series advantage. The most recent meeting came in 2011, when the Bulldogs earned a 61-54 win in New Orleans in the NCAA tournament Sweet 16. The all-time series dates back to 1921. Greg Gard is 2-1 as a head coach against Thad Matta, facing Ohio State in 2016 and 2017.



## BYU

**All-Time Series:** UW leads 2-0**Last Meeting:** Wisconsin 73, BYU 56 (Nov. 26, 2011 – Hoffman Estates, Ill.)

Wisconsin owns a 2-0 all-time edge in a series with BYU that dates back to 1931. The most recent meeting between the Badgers and the Cougars came in November of 2011 in Hoffman Estates, Illinois, where UW earned a 73-56 win to claim the Chicago Invitational Challenge title. The only other meeting came in Madison back in 1931, a 30-16 win for the Badgers.



## USC

**All-Time Series:** UW trails, 1-2**Last Meeting:** USC 86, Wisconsin 76 (Dec. 29, 1982 – Los Angeles, Calif.)

USC has claimed two of the three all-time meetings with Wisconsin, with the Trojans most recently earning an 86-76 home win in Los Angeles back in 1982. The all-time series dates back to 1946, when the Badgers earned a 61-56 win over USC.



## TENNESSEE VOLUNTEERS

**All-Time Series:** UW leads, 3-2**Last Meeting:** Wisconsin 68, Tennessee 48 (Dec. 28, 2019 – Knoxville, Tenn.)

Wisconsin and Tennessee have met five times prior, with the Badgers holding a 3-2 lead in the all-time series. UW claimed the most recent meeting with a 68-48 win in Knoxville as part of a home-and-home series. The Vols are scheduled to make a return trip to Madison in 2023-24. The series dates back to 1981. Tyler Wahl appeared in the 2019 meeting, posting 4p, 5r in 21 minutes.



## WISCONSIN BATTLE 4 ATLANTIS GAME-BY-GAME STATISTICS (2014, 2018)

2014	Date	Round	W/L	Score	TOTAL			3-PTRS			REBOUNDS			PF	A	TO	Blk	Stl
					FG	FGA	Pct	3FG	FGA	Pct	FT	FTA	Pct	Off	Def	Tot		
UAB	11/26/14	1st Round	W	72-43	27	52	.519	5	18	.278	13	22	.591	9	24	33	15	14
Georgetown	11/27/14	2nd Round	W	68-65	21	43	.488	6	16	.375	20	27	.741	10	16	26	17	9
Oklahoma	11/28/14	Championship	W	69-56	27	62	.435	9	28	.321	6	8	.750	7	25	32	18	19

2018	Date	Round	W/L	Score	TOTAL			3-PTRS			REBOUNDS			PF	A	TO	Blk	Stl
					FG	FGA	Pct	3FG	FGA	Pct	FT	FTA	Pct	Off	Def	Tot		
Stanford	11/21/18	1st Round	W	62-46	23	54	.426	1	8	.125	15	19	.789	7	36	43	16	2
Oklahoma	11/22/18	2nd Round	W	78-58	28	59	.475	14	22	.636	8	11	.727	10	23	33	12	16
#2 Virginia	11/23/18	Championship	L	46-53	21	48	.438	2	11	.182	2	3	.667	4	29	33	11	13

## WISCONSIN IN THE BATTLE 4 ATLANTIS RECORD BOOK

## INDIVIDUAL SINGLE-GAME

## POINTS

1.	25	D'Mitrik Trice vs. Oklahoma, 11/22/18
2.	22	Ethan Happ vs. Virginia, 11/23/18
3.	17	Frank Kaminsky vs. Oklahoma, 11/28/14
	17	Sam Dekker vs. Georgetown, 11/27/14
5.	16	Ethan Happ vs. Stanford, 11/21/18
	16	D'Mitrik Trice vs. Stanford, 11/21/18
	16	Frank Kaminsky vs. UAB, 11/26/14

## 3-POINT FIELD GOALS

1.	7	D'Mitrik Trice vs. Oklahoma, 11/22/18
2.	3	Duje Dukan vs. Oklahoma, 11/28/14
	3	Frank Kaminsky vs. Oklahoma, 11/28/14

## REBOUNDS

1.	15	Ethan Happ vs. Virginia, 11/23/18
2.	12	Ethan Happ vs. Oklahoma, 11/22/18
	12	Ethan Happ vs. Stanford, 11/21/18
	12	Khalil Iverson vs. Stanford, 11/21/18
5.	8	Khalil Iverson vs. Oklahoma, 11/22/18
	8	Frank Kaminsky vs. Oklahoma, 11/28/14
	8	Frank Kaminsky vs. UAB, 11/26/14
8.	7	Nigel Hayes vs. Oklahoma, 11/28/14
	7	Nigel Hayes vs. Georgetown, 11/27/14

## ASSISTS

1.	8	Traevon Jackson vs. Oklahoma, 11/28/14
2.	6	Ethan Happ vs. Virginia, 11/23/18
3.	5	Ethan Happ vs. Oklahoma, 11/22/18
	5	Bronson Koenig vs. Oklahoma, 11/28/14
4.	4	D'Mitrik Trice vs. Oklahoma, 11/22/18
	4	Bronson Koenig vs. Georgetown, 11/27/14
	4	Nigel Hayes vs. UAB, 11/26/14

## STEALS

1.	3	Brad Davison vs. Oklahoma, 11/22/18
	3	Josh Gasser vs. Oklahoma, 11/28/14
	3	Traevon Jackson vs. Oklahoma, 11/28/14
	3	Nigel Hayes vs. UAB, 11/26/14
4.	2	8x; MR Brad Davison vs. Virginia, 11/23/18

## BLOCKED SHOTS

1.	9	Nate Reuvers vs. Stanford, 11/21/18
2.	4	Ethan Happ vs. Virginia, 11/23/18
3.	3	Frank Kaminsky vs. UAB, 11/26/14
4.	2	Ethan Happ vs. Stanford, 11/21/18
	2	Khalil Iverson vs. Oklahoma, 11/22/18

## TEAM SINGLE-GAME

## POINTS

1.	78	vs. Oklahoma	11/22/18
2.	72	vs. UAB	11/26/14
3.	69	vs. Oklahoma	11/28/14

## FIELD GOAL PERCENTAGE

1.	.519 (27-52)	vs. UAB	11/26/14
2.	.488 (21-43)	vs. Georgetown	11/27/14
3.	.475 (28-59)	vs. Oklahoma	11/22/18

## 3-POINT FIELD GOALS

1.	14	vs. Oklahoma	11/22/18
2.	9	vs. Oklahoma	11/28/14
3.	6	vs. Georgetown	11/27/14

## 3-POINT FIELD GOAL PERCENTAGE

1.	.636 (14-22)	vs. Oklahoma	11/22/18
2.	.375 (6-16)	vs. Georgetown	11/27/14
3.	.321 (9-28)	vs. Oklahoma	11/28/14

## REBOUNDS

1.	43	vs. Stanford	11/21/18
2.	33	3x; MR vs. Virginia	11/23/18
5.	32	vs. Oklahoma	11/28/14

## ASSISTS

1.	19	vs. Oklahoma	11/28/14
2.	16	vs. Oklahoma	11/22/18
3.	14	vs. UAB	11/26/14

## FEWEST TURNOVERS

1.	8	vs. Oklahoma	11/22/18
2.	10	vs. UAB	11/26/14
3.	11	vs. Stanford	11/21/18
	11	vs. Oklahoma	11/28/14

## STEALS

1.	12	vs. Oklahoma	11/28/14
2.	8	vs. Oklahoma	11/22/18
	8	vs. UAB	11/26/14
4.	6	vs. Georgetown	11/27/14

## BLOCKED SHOTS

1.	11	vs. Stanford	11/21/18
2.	5	vs. Virginia	11/23/18
	5	vs. UAB	11/26/14
4.	3	3x; MR vs. Oklahoma	11/22/18

## INDIVIDUAL CAREER

## POINTS

1.	52	Ethan Happ (2018)
2.	46	D'Mitrik Trice (2018)
3.	39	Frank Kaminsky (2014)
4.	34	Nigel Hayes (2014)
5.	33	Sam Dekker (2014)
6.	32	Duje Dukan (2014)

## 3-POINT FIELD GOALS

1.	7	D'Mitrik Trice (2018)
2.	6	Duje Dukan (2014)
3.	5	Kobe King (2018)

## 3-POINT FIELD GOAL PERCENTAGE (MIN. 5 MADE 3FGS)

1.	.625 (5-8)	Kobe King (2018)
2.	.545 (6-11)	Duje Dukan (2014)
3.	.467 (7-15)	D'Mitrik Trice (2018)

## FREE THROWS

1.	8	Brad Davison (2018)
	8	Frank Kaminsky (2014)
3.	7	D'Mitrik Trice (2018)
	7	Nigel Hayes (2014)
5.	6	Duje Dukan (2014)
	6	Josh Gasser (2014)

## REBOUNDS

1.	39	Ethan Happ (2018)
2.	26	Khalil Iverson (2018)
3.	20	Frank Kaminsky (2014)
4.	19	Nigel Hayes (2014)

## ASSISTS

1.	11	Ethan Happ (2018)
	11	Bronson Koenig (2014)
3.	6	D'Mitrik Trice (2018)
	6	Nigel Hayes (2014)
	6	Frank Kaminsky (2014)

## BLOCKED SHOTS

1.	11	Nate Reuvers (2018)
2.	6	Ethan Happ (2018)
3.	5	Frank Kaminsky (2014)

## STEALS

1.	6	Brad Davison (2018)
2.	5	Josh Gasser (2014)
	5	Traevon Jackson (2014)
4.	4	Duje Dukan (2014)
	4	Nigel Hayes (2014)
	4	Khalil Iverson (2014)





## THE GARD FILE

### ■ Career Record (8th Season): 147-78 (.653)

- Record at Wisconsin (8th Season): 147-78 (.653)
- Big Ten Record (8th Season): 84-50 (.627)
- NCAA Tournament Appearances/Record: 5 / 6-5 (.545)
- Hometown: Cobb, Wis.
- Alma Mater: UW-Platteville, 1995 (Physical & Health Ed)  
Master's Degree: UW-Platteville, 2007 (Counselor Ed)
- Family: Wife Michelle  
Daughters, Mackenzie and Peyton; Son, Isaac

## COACHING EXPERIENCE

Position	School	Years
Assistant Coach	Southwestern (Wis.) HS	1990-93
Assistant Coach	Platteville (Wis.) HS	1993-94
Assistant Coach	UW-Platteville	1993-99
Assistant Coach	UW-Milwaukee	1999-01
Assoc. Head Coach	Wisconsin	2001-15
Head Coach	Wisconsin	2015-Present

## CAREER HIGHLIGHTS

Date	Highlight
Dec. 15, 2015	Assumed role of interim head coach upon the retirement of Bo Ryan
Dec. 23, 2015	First career win, 84-79, vs. Green Bay
Jan. 2, 2016	First Big Ten win, 79-57, vs. Rutgers
Jan. 17, 2016	First ranked win, 77-76, vs. #4 MSU
Feb. 13, 2016	First road win over ranked team, 70-57, at #2 Maryland
March 7, 2016	Officially named Wisconsin head coach
March 18, 2016	First NCAA tournament win, 47-43, against 10th-seeded Pittsburgh
April 4, 2016	Jim Phelan National Coach of the Year
March 18, 2017	UW knocks off No. 1 overall seeded Villanova in NCAA tourney second round
Feb. 15, 2018	UW tallied sixth top-10 win in three seasons under Gard (#6 Purdue, 57-53)
Jan. 19, 2019	UW earned fourth win vs. top-5 team under Gard (#2 Michigan, 64-54)
Jan. 3, 2020	UW won at #5 Ohio State, 61-47
March 7, 2020	Led UW to Big Ten title (60-56 W at IND)
March 9, 2020	Named 2020 Big Ten Coach of the Year
Dec. 25, 2020	UW wins at MSU first time since 2004
Nov. 24, 2021	UW wins first Maui Invitational tournament title in school history
Jan. 3, 2022	UW wins at #3 Purdue, 74-69
March 1, 2022	Led UW to Big Ten title with 70-67 home win over #8 Purdue
March 8, 2022	Named 2022 Big Ten Coach of the Year

A coaching veteran of more than 30 years, Greg Gard enters his eighth season leading the Wisconsin men's basketball program in 2022-23 and has proven himself to be one of the best head coaches in the Big Ten. A finalist for Naismith National Coach of the Year, Gard guided the Badgers to the 2022 Big Ten regular season championship, marking the team's second title in the last three seasons, earning Big Ten Coach of the Year honors in both 2020 and 2022.

Wisconsin's incredible postseason success hasn't wavered on Gard's watch either, as he's led UW to 5 of 6 NCAA tournaments during his tenure. As 2020 Big Ten champs, UW would have also participated in the cancelled tournament that year. Most recently, Gard led UW to a No. 3 seed in last season's NCAA tournament.

In his first seven seasons as head coach, Gard has a record of 144-78, the second-fastest Wisconsin coach to 100 overall wins in the NCAA tournament era. He's also guided UW to a conference record of 84-50. His .627 conference win percentage is tied for sixth best among Big Ten coaches the last 40 years.

Gard is coming off of arguably his most impressive coaching job in 2021-22. Picked to finish preseason 10th in the Big Ten, UW went 25-8 overall and 15-5 in league play, claiming a share of the Big Ten regular season title for the second time in the past three seasons. Gard was named Big Ten Coach of the Year for the second time in his career. Sophomore guard Johnny Davis garnered consensus first-team All-America honors and won Lute Olson National Player of the Year. Jerry West Shooting Guard of the Year, and Big Ten Player of the Year. Brad Davison was second-team All-Big Ten, Chucky Hepburn was an All-Big Ten Freshman, while Tyler Wahl was Honorable Mention All-Big Ten.

The 2020-21 season was unprecedented due to the global COVID-19 pandemic, but the leadership of Gard and his staff helped navigate the Badgers to an NCAA tournament appearance. UW finished 18-13 overall, highlighted by an 85-62 win over North Carolina in the first round of the NCAA tournament.

Gard's leadership during the 2019-20 season is among his best. After opening 5-5 overall and 5-5 in the Big Ten, Wisconsin won nine of its last 10 games, including its final eight games of the season to win

## GARD YEAR-BY-YEAR

Year	School	Record	Pct.	Conf.	Record	Place	Postseason
2015-16	Wisconsin	15-8	.652	Big Ten	12-6	T-3rd	NCAA Sweet 16
2016-17	Wisconsin	27-10	.730	Big Ten	12-6	T-2nd	NCAA Sweet 16
2017-18	Wisconsin	15-18	.455	Big Ten	7-11	9th	--
2018-19	Wisconsin	23-11	.676	Big Ten	14-6	4th	NCAA First Round
2019-20	Wisconsin	21-10	.677	Big Ten	14-6	T-1st	Postseason canceled
2020-21	Wisconsin	18-12	.600	Big Ten	10-10	--	NCAA Second Round
2021-22	Wisconsin	25-8	.758	Big Ten	15-5	T-1st	NCAA Second Round
2022-23	Wisconsin	3-0	1.000	Big Ten	--	--	--
<b>Totals (7 seasons)</b>		<b>147-78</b>	<b>(.653)</b>		<b>84-50</b>	<b>(.627)</b>	<b>5 NCAA appearances</b>

## GARD vs. DIVISION I TEAMS

Team	Home	Away	Neut.	Total
Arkansas-Pine Bluff	1-0	0-0	0-0	1-0
Baylor	0-0	0-0	0-2	0-2
Central Arkansas	1-0	0-0	0-0	1-0
Chicago State	2-0	0-0	0-0	2-0
Colgate	0-0	0-0	1-0	1-0
Coppin State	1-0	0-0	0-0	1-0
Creighton	0-0	0-1	0-0	0-1
Eastern Illinois	2-0	0-0	0-0	2-0
Florida	0-0	0-0	0-1	0-1
Florida A&M	1-0	0-0	0-0	1-0
Georgetown	0-0	0-0	1-0	1-0
Georgia Tech	0-0	1-0	0-0	1-0
Grambling State	1-0	0-0	0-0	1-0
Green Bay	7-0	0-0	0-0	7-0
Houston	0-0	0-0	1-0	1-0
Houston Baptist	1-0	0-0	0-0	1-0
Idaho State	1-0	0-0	0-0	1-0
Illinois	3-2	4-2	0-0	7-4
Illinois State	1-0	0-0	0-0	1-0
Indiana	6-0	3-2	1-0	9-2
Iowa	2-2	2-3	0-1	4-6
Iowa State	0-0	0-0	0-1	0-1
Louisville	1-0	0-0	0-0	1-0
Loyola	1-0	0-0	0-0	1-0
Marquette	2-1	1-2	0-0	3-3
Maryland	3-2	3-2	1-0	7-4
UMass Lowell	1-0	0-0	0-0	1-0
McNeese State	1-0	0-0	0-0	1-0
Michigan	4-2	1-3	0-1	5-6
Michigan State	2-3	2-4	0-3	4-10
Milwaukee	2-0	0-0	0-0	2-0
Minnesota	5-1	4-1	0-0	9-2
Nebraska	3-2	5-1	1-1	9-4
New Mexico	0-0	0-0	0-1	0-1
Nicholls	1-0	0-0	0-0	1-0

a share of the 2020 conference championship and claim the No. 1 seed for the later canceled Big Ten tournament. During that run, UW knocked off No. 14 Michigan State, won at No. 19 Michigan and closed the season with a win at Indiana to clinch the title.

In his inaugural season as head coach, Gard led the Badgers to the 2016 NCAA Tournament Sweet 16, becoming just the second-ever first-year coach to win the Jim Phelan National Coach of the Year award. He followed that up by leading UW to the fifth-highest single-season win total in school history (27-10) and making a second-consecutive visit to the Sweet 16.

Gard's Badgers would follow that up with another 12-6 conference campaign in 2017, finishing second in both the regular season and the Big Ten tourney. UW capped off its 27-win season with a signature win in the NCAA tournament, knocking off the nation's No. 1 team Villanova, 65-62, to advance to the Sweet 16.

In 2018-19, Gard piloted the Badgers back to the Big Dance, posting a 23-11 overall record. Wisconsin also boasted a mark of 14-6 in Big Ten play, winning 14 conference games for just the 3rd time in school history, joining 16-win seasons in 2008 and 2015.

During his tenure as head coach, Gard has helped a trio of players reach first-team All-Big Ten status: Nigel Hayes in 2016, third-team All-American Ethan Happ in both 2017, 2018 and 2019, plus Johnny Davis in 2022.

Long considered one of the top assistant coaches in the game, Gard served as an assistant at Wisconsin for 14-plus seasons (final seven as associate head coach).

Gard helped guide the Badgers to back-to-back Final Fours in 2014 and 2015, and in 2015 UW reached its first national championship game since 1941.

In fact, Gard has been on the bench for each of the top 13 winningest seasons at Wisconsin.

Prior to coming to Wisconsin in 2001, Gard spent the previous two seasons as Ryan's assistant at UW-Milwaukee. Previously, Gard served as an assistant coach to Ryan at UW-Platteville from 1993-99. During Gard's years on the Pioneer staff, UW-Platteville compiled a 161-13 (.925) record and won three NCAA Division III titles, five straight Wisconsin Intercollegiate Athletic Conference (WIAC) championships and appeared in six consecutive NCAA tournaments.

0 | JAHCOBI NEATH

Senior | Guard | 6-4 | 190  
Toronto, Ontario | Crestwood Prep (Wake Forest)



Twitter: N/A | Instagram: @jahcobiii

INDIVIDUAL BENCHMARKS		
	SEASON	CAREER
GP/GS	3/0	76/10
10+ POINTS:	--	6
20+ POINTS:	--	0
3+ FGS MADE:	--	12
2+ ASSISTS:	--	28
2+ STEALS:	--	8
20+ MINUTES:	--	23

**GET TO KNOW JAHCOBI**

Now in his second season with Wisconsin, Jahcobi Neath looks to become a key contributor in the lineup. Hindered by injuries last year, he played in 23 games (1 start) for the Badgers, averaging 9.7 minutes per game off the bench. Neath transferred to Wisconsin from Wake Forest, where he played a total of 30 games (5 starts) over two seasons. He averaged 5.3 points (42.2% FG, 48% 3FG) and 2.2 assists per game his freshman season. As a sophomore at Wake Forest, he played 20 games (4 starts), averaging 3.8 points and 1.7 assists per game. During his prep career, Neath played internationally at the 2019 FIBA U-19 World Cup, representing Canada at the U18 and U19 levels. He played high school basketball at Crestwood Prep in Toronto and led the Lions to the 2019 national championship, averaging 26 points, 7 rebounds and 4 assists per game his senior season.

- TOP PERFORMANCES**
- **MICHIGAN (2/20/22):** Went 4-4 from the free-throw line and scored 6 points off the bench in a win
  - **NICHOLLS (12/15/21):** Made his first start at Wisconsin, finishing with 9 points and a career-high 7 rebounds, plus 2 assists
  - **PITTSBURGH (3/10/20):** Played a career-high 34 minutes posting 6 points, 4 rebounds, and 6 assists
  - Posted back-to-back 16-point contests against Georgia Tech (2/19/20) and Duke (2/25/20)

SEASON HIGHS (2021-22)		CAREER HIGHS	
POINTS:	3 vs. South Dakota (11/7/22)	POINTS:	16 (2x) MR vs. Duke (2/25/20)*
FIELD GOALS:	1 vs. South Dakota (11/7/22)	FIELD GOALS:	5 (2x) MR vs. Longwood (11/27/20)*
FG ATTEMPTS:	3 vs. Stanford (11/11/22)	FG ATTEMPTS:	10 (2x) MR at BC (2/10/21)*
3-POINT FGS:	1 vs. South Dakota (11/7/22)	3-POINT FGS:	2 (2x) MR at NC State (1/27/21)*
3-POINT FGAS:	1 (2x) MR vs. Stanford (11/11/22)	3-POINT FGAS:	5 at Virginia Tech (2/27/21)*
FREE THROWS:	--	FREE THROWS:	9 vs. Duke (2/25/20)*
FT ATTEMPTS:	--	FT ATTEMPTS:	12 vs. Duke (2/25/20)*
REBOUNDS:	1 vs. South Dakota (11/7/22)	REBOUNDS:	7 vs. Nicholls (12/15/21)
ASSISTS:	1 vs. Stanford (11/11/22)	ASSISTS:	6 (3x) MR vs. Del. St (11/25/20)*
BLOCKS:	--	BLOCKS:	1 (3x) MR vs. Duke (2/17/21)*
STEALS:	1 vs. Stanford (11/11/22)	STEALS:	3 vs. Catawba (12/31/20)*
MINUTES:	15 vs. Stanford (11/11/22)	MINUTES:	34 vs. Pittsburgh (3/10/20)
		*recorded at Wake Forest	

GAME-BY-GAME STATISTICS															
#0 NEATH, Jahcobi															
		Total		3-Pointers		Free throws		Rebounds							
Opponent	Date	GS	MIN	FG-FGA	PCT	3FG-3FGA	PCT	FT-FTA	PCT	OFF	DEF	TOT	AVG	PF	A TO BLK STL PTS AVG
South Dakota	11/07/2022		08:44	1-1	1.000	1-1	1.000	0-0	.000	0	1	1	1.0	1	0 0 0 0 3 3.0
vs Stanford	11/11/2022		15:03	0-3	.000	0-1	.000	0-0	.000	0	0	0	0.5	0	1 2 0 1 0 1.5
Green Bay	11/15/2022		04:38	0-0	.000	0-0	.000	0-0	.000	0	0	0	0.3	1	0 0 0 0 0 1.0
Totals		0	28:25	1-4	.250	1-2	.500	0-0	.000	0	1	1	0.3	2	1 2 0 1 3 1.0

CAREER STATISTICS															
NEATH, Jahcobi															
		Field Goals		3-Point		F-Throws		Rebounds						Scoring	
SEASON TEAM	GP-GS	MIN/AVG	FG-FGA	FG%	3FG-3FGA	3FG%	FT-FTA	FT%	OFF	DEF	TOT	AVG	PF-FO	A TO BLK STL	PTS AVG
2021-22 Wisc	23-1	224/9.7	11-43	.256	4-18	.222	11-15	.733	9	25	34	1.5	13-0	8 6 1 4	37 1.6
2022-23 Wisc	3-0	28/9.5	1-4	.250	1-2	.500	0-0	.000	0	1	1	0.3	2-0	1 2 0 1	3 1.0
TOTAL	26-1	252/9.7	12-47	.255	5-20	.250	11-15	.733	9	26	35	1.3	15-0	9 8 1 5	40 1.5

2 | JORDAN DAVIS

Junior | Guard | 6-4 | 200  
La Crosse, Wis. | La Crosse Central



Twitter: @jordan\_davis\_23 | Instagram: @jordan.davis.24

INDIVIDUAL BENCHMARKS		
	SEASON	CAREER
GP/GS	3/3	43/3
5+ POINTS:	3	4
10+ POINTS:	2	2
2+ 3-PTERS MADE:	1	1
20+ MINUTES:	3	4
LED UW IN PTS:	1	1
LED UW IN 3PT FG:	1	1

GET TO KNOW JORDAN

Jordan Davis looks to establish himself in UW's lineup this season after earning playing time in 27 games last season for the Badgers. He averaged 6.5 minutes per game off the bench last year, including a season-high 7 points in UW's win at Minnesota. A standout athlete at La Crosse Central, Davis helped lead his team to the WIAA Division 2 state tournament each of his three years on the varsity team, capturing the state title in 2017. Davis finished his high school career with 1,101 points, 470 rebounds, 270 assists and 187 steals. Davis averaged 12.3 points, 5.5 rebounds and 3.7 assists per game as a senior, helping the Red Raiders complete a 20-5 season. On the football field, Davis was also an impressive wide receiver for the Red Raiders, posting 358 receiving yards with 5 TDs through three games before suffering a season-ending injury. He hauled in 49 receptions for 873 yards and 10 touchdowns as a junior.

TOP PERFORMANCES

- **GREEN BAY (11/15/22):** Led UW in scoring for the first time in his career, finishing with 11 points and a career-high 3 triples (3-6 3FG), plus 3 reb and 2 stl.
- **vs. Stanford (11/11/22):** Finished with a career-high 13 points (5-9 FG), 3 rebounds and 1 steal.
- **SOUTH DAKOTA (11/7/22):** Made first career start, finishing with 6 points and a career-high 6 rebounds
- **at MINNESOTA (2/23/22):** Played a season-high 20 minutes, finishing with 7 points (3-3 FG, 1-1 3FG), 2 rebounds and 2 assists.

SEASON HIGHS (2021-22)						CAREER HIGHS					
POINTS:	13	vs. Stanford (11/11/22)	POINTS:	13	vs. Stanford (11/11/22)	FIELD GOALS:	5	vs. Stanford (11/11/22)	FIELD GOALS:	5	vs. Stanford (11/11/22)
FIELD GOALS:	5	vs. Stanford (11/11/22)	FG ATTEMPTS:	9	vs. Stanford (11/11/22)	FG ATTEMPTS:	9	vs. Stanford (11/11/22)	FG ATTEMPTS:	9	vs. Stanford (11/11/22)
FG ATTEMPTS:	9	vs. Stanford (11/11/22)	3-POINT FGs:	3	vs. Green Bay (11/15/22)	3-POINT FGs:	3	vs. Green Bay (11/15/22)	3-POINT FGs:	3	vs. Green Bay (11/15/22)
3-POINT FGs:	3	vs. Green Bay (11/15/22)	3-POINT FGAs:	6	vs. Green Bay (11/15/22)	3-POINT FGAs:	6	vs. Green Bay (11/15/22)	3-POINT FGAs:	6	vs. Green Bay (11/15/22)
3-POINT FGAs:	6	vs. Green Bay (11/15/22)	FREE THROWS:	2 (2x) MR	vs. Green Bay (11/15/22)	FREE THROWS:	2 (2x) MR	vs. Green Bay (11/15/22)	FREE THROWS:	2 (2x) MR	vs. Green Bay (11/15/22)
FREE THROWS:	2 (2x) MR	vs. Green Bay (11/15/22)	FT ATTEMPTS:	3	vs. Stanford (11/11/22)	FT ATTEMPTS:	3	vs. Stanford (11/11/22)	FT ATTEMPTS:	3	vs. Stanford (11/11/22)
FT ATTEMPTS:	3	vs. Stanford (11/11/22)	REBOUNDS:	6	vs. South Dakota (11/7/22)	REBOUNDS:	6	vs. South Dakota (11/7/22)	REBOUNDS:	6	vs. South Dakota (11/7/22)
REBOUNDS:	6	vs. South Dakota (11/7/22)	ASSISTS:	1	vs. Green Bay (11/15/22)	ASSISTS:	2	at Minnesota (2/23/22)	ASSISTS:	2	at Minnesota (2/23/22)
ASSISTS:	1	vs. Green Bay (11/15/22)	BLOCKS:	--		BLOCKS:	1 (2x) MR	vs. Iowa State (3/20/22)	BLOCKS:	1 (2x) MR	vs. Iowa State (3/20/22)
BLOCKS:	--		STEALS:	2	vs. Green Bay (11/15/22)	STEALS:	2	vs. Green Bay (11/15/22)	STEALS:	2	vs. Green Bay (11/15/22)
STEALS:	2	vs. Green Bay (11/15/22)	MINUTES:	33	vs. Green Bay (11/15/22)	MINUTES:	33	vs. Green Bay (11/15/22)	MINUTES:	33	vs. Green Bay (11/15/22)
MINUTES:	33	vs. Green Bay (11/15/22)									

GAME-BY-GAME STATISTICS																	
#2 DAVIS, Jordan																	
Opponent	Date	GS	MIN	Total		3-Pointers		Free throws		Rebounds				PF A TO BLK STL PTS AVG			
South Dakota	11/07/2022	*	20:40	3-8	.375	0-2	.000	0-1	.000	1	5	6	6.0	1	0	0	0
vs Stanford	11/11/2022	*	25:02	5-9	.556	1-3	.333	2-3	.667	3	0	3	4.5	3	0	1	0
Green Bay	11/15/2022	*	32:59	3-7	.429	3-6	.500	2-2	1.000	1	2	3	4.0	0	1	0	1
Totals			3 78:41	11-24	.458	4-11	.364	4-6	.667	5	7	12	4.0	4	1	1	3
																	30 10.0

CAREER STATISTICS

DAVIS, Jordan																	
			Field Goals		3-Point		F-Throws		Rebounds				Scoring				
SEASON	TEAM	GP-GS	MIN/AVG	FG-FGA	FG%	3FG-3FGA	3FG%	FT-FTA	FT%	OFF	DEF	TOT	AVG	PF-FO	A	TO	BLK STL PTS AVG
2020-21	Wisc	13-0	20/1.6	3-6	.500	2-5	.400	0-0	.000	0	1	1	0.1	0-0	0	1	0 0 8 0.6
2021-22	Wisc	27-0	175/6.5	13-40	.325	8-28	.286	1-3	.333	9	15	24	0.9	19-0	4	6	3 4 35 1.3
2022-23	Wisc	3-3	79/26.2	11-24	.458	4-11	.364	4-6	.667	5	7	12	4.0	4-0	1	1	3 30 10.0
TOTAL		43-3	274/6.4	27-70	.386	14-44	.318	5-9	.556	14	23	37	0.9	23-0	5	8	4 7 73 1.7

# 3 | CONNOR ESSEGIAN

Freshman | Guard | 6-4 | 185  
Fort Wayne, Ind. | Central Noble



Twitter: @CEssegian | Instagram: @connoressegian

## INDIVIDUAL BENCHMARKS

	SEASON	CAREER
GP/GS:	3/0	3/0
5+ POINTS:	2	2
10+ POINTS:	--	--
2+ 3-PTERS MADE:	2	2
LED TEAM IN 3FGS:	1	1

## GET TO KNOW CHRIS

After redshirting last season, Chris Hodges is ready to make his debut for the Badgers in 2022-23. The forward from Schaumburg, Illinois was ranked as a four-star forward and named the 2019 Mid-Suburban League West Player of the Year as a junior. Due to the COVID-19 pandemic, Hodges opted out of his senior season. Earning Second-Team Class 4A All-State honors, as well as MSL all-conference and all-area awards in 2019, Hodges led Schaumburg to a 25-7 record his junior year, the MSL championship, and helped the team advance to the regional finals. He averaged 15.5 points (69.8% FG), 8.0 rebounds and 2.0 blocks per game as a junior. As a sophomore in 2018, he led Schaumburg to a regional championship averaging 16 points, 5.2 rebounds and 2 blocks per game.

## TOP PERFORMANCES

- **vs. Stanford (11/11/22):** Finished with a career-high 8 points (2-4 3FG) playing 23 minutes off the bench.

## SEASON HIGHS (2021-22)

POINTS: 8 vs. Stanford (11/11/22)  
FIELD GOALS: 3 vs. Stanford (11/11/22)  
FG ATTEMPTS: 9 vs. Stanford (11/11/22)  
3-POINT FGS: 2 (2x) MR vs. Stanford (11/11/22)  
3-POINT FGAS: 4 vs. Stanford (11/11/22)  
FREE THROWS: 2 vs. Green Bay (11/15/22)  
FT ATTEMPTS: 2 vs. Green Bay (11/15/22)  
REBOUNDS: 2 vs. Stanford (11/11/22)  
ASSISTS: 1 vs. South Dakota (11/7/22)  
BLOCKS: --  
STEALS: 1 vs. South Dakota (11/7/22)  
MINUTES: 23 vs. Stanford (11/11/22)

## CAREER HIGHS

POINTS: 8 vs. Stanford (11/11/22)  
FIELD GOALS: 3 vs. Stanford (11/11/22)  
FG ATTEMPTS: 9 vs. Stanford (11/11/22)  
3-POINT FGS: 2 (2x) MR vs. Stanford (11/11/22)  
3-POINT FGAS: 4 vs. Stanford (11/11/22)  
FREE THROWS: 2 vs. Green Bay (11/15/22)  
FT ATTEMPTS: 2 vs. Green Bay (11/15/22)  
REBOUNDS: 2 vs. Stanford (11/11/22)  
ASSISTS: 1 vs. South Dakota (11/7/22)  
BLOCKS: --  
STEALS: 1 vs. South Dakota (11/7/22)  
MINUTES: 23 vs. Stanford (11/11/22)

## GAME-BY-GAME STATISTICS

### #3 ESSEGIAN, Connor

Opponent	Date	GS	MIN	Total	3-Pointers	Free throws	Rebounds	PF	A	TO	BLK	STL	PTS	AVG
South Dakota	11/07/2022		14:23	2-3 .667	2-3 .667	0-0 .000	0 1 1 1.0	2	1	1	0	1	6	6.0
vs Stanford	11/11/2022		23:01	3-9 .333	2-4 .500	0-0 .000	0 2 2 1.5	1	0	0	0	0	8	7.0
Green Bay	11/15/2022		07:29	0-1 .000	0-0 .000	2-2 1.000	0 1 1 1.3	0	0	2	0	0	2	5.3
<b>Totals</b>		<b>0</b>	<b>44:53</b>	<b>5-13 .385</b>	<b>4-7 .571</b>	<b>2-2 1.000</b>	<b>0 4 4 1.3</b>	<b>3</b>	<b>1</b>	<b>3</b>	<b>0</b>	<b>1</b>	<b>16</b>	<b>5.3</b>

## CAREER STATISTICS

### ESSEGIAN, Connor

				Field Goals		3-Point		F-Throws		Rebounds								Scoring		
SEASON	TEAM	GP-GS	MIN/AVG	FG-FA	FG%	3FG-3FA	3FG%	FT-FTA	FT%	OFF	DEF	TOT	AVG	PF-FO	A	TO	BLK	STL	PTS	AVG
2022-23	Wisc	3-0	45/15.0	5-13	.385	4-7	.571	2-2	1.000	0	4	4	1.3	3-0	1	3	0	1	16	5.3
TOTAL		3-0	45/15.0	5-13	.385	4-7	.571	2-2	1.000	0	4	4	1.3	3-0	1	3	0	1	16	5.3



4 | KAMARI McGEE

Sophomore | Guard | 6-0 | 180  
Racine, Wis. | Racine St. Catherine's (Green Bay)



Twitter: @KamariMcGee | Instagram: @killla\_kam

INDIVIDUAL BENCHMARKS

	SEASON	CAREER
GP/GS:	3/0	33/21
10+ POINTS:	--	16
20+ POINTS:	--	5
5+ REBOUNDS:	--	5
3+ ASSISTS:	--	9
2+ STEALS:	--	8
LED TEAM IN PTS:	--	11
LED TEAM IN AST:	--	12

GET TO KNOW KAMARI

A sophomore from Racine, Wisconsin, Kamari McGee returns home to play for the Badgers after transferring from Green Bay. The point guard was named to the 2021-22 Horizon League All-Freshman Team last season, playing in 30 games (20 starts) for the Phoenix as the team's leading scorer with 11.6 points per game. McGee posted four 20-plus point performances in his freshman season at Green Bay, including a career-high 24 points against Wright State. A standout prep athlete at Racine St. Catherine's, McGee helped lead the Angels to a 29-1 record his senior season and capture the 2020 WIAA Division 3 state championship. He averaged 17 points, seven rebounds and four assists per game as a senior.

TOP CAREER PERFORMANCES

- WRIGHT STATE (2/9/22): Finished with a career-high 24 points, 5 rebounds and 5 steals.

SEASON HIGHS (2021-22)

POINTS:	--
FIELD GOALS:	--
FG ATTEMPTS:	1 vs. South Dakota (11/7/22)
3-POINT FGS:	--
3-POINT FGAS:	1 vs. South Dakota (11/7/22)
FREE THROWS:	--
FT ATTEMPTS:	--
REBOUNDS:	2 vs. South Dakota (11/7/22)
ASSISTS:	2 vs. South Dakota (11/7/22)
BLOCKS:	--
STEALS:	1 vs. South Dakota (11/7/22)
MINUTES:	8 vs. South Dakota (11/7/22)

CAREER HIGHS

POINTS:	24 vs. Wright State (2/9/22)*
FIELD GOALS:	9 (2x) MR vs. Wright State (2/9/22)*
FG ATTEMPTS:	19 vs. UIC (1/15/22)*
3-POINT FGS:	2 (9x) MR vs. Detroit (3/1/22)*
3-POINT FGAS:	8 at Milwaukee (2/13/22)*
FREE THROWS:	8 vs. Milwaukee (1/5/22)*
FT ATTEMPTS:	8 vs. Milwaukee (1/5/22)*
REBOUNDS:	9 (2x) MR vs. Detroit (3/1/22)*
ASSISTS:	4 (2x) MR vs. Cleveland St (2/20/22)*
BLOCKS:	1 (2x) MR vs. Pur-Ft Wayne (2/18/22)*
STEALS:	4 at IUPUI (2/26/22)*
MINUTES:	40 vs. UIC (1/15/22)*

\*recorded at Green Bay

GAME-BY-GAME STATISTICS

#4 MCGEE, Kamari

Opponent	Date	GS	MIN	Total		3-Pointers		Free throws		Rebounds											
				FG-FA	PCT	3FG-3FGA	PCT	FT-FTA	PCT	OFF	DEF	TOT	AVG	PF	A	TO	BLK	STL	PTS	AVG	
South Dakota	11/07/2022		08:02	0-1	.000	0-0	.000	0-0	.000	0	2	2	2.0	2	2	1	0	1	0	0	0.0
vs Stanford	11/11/2022		01:37	0-0	.000	0-0	.000	0-0	.000	0	0	0	1.0	1	0	0	0	0	0	0	0.0
Green Bay	11/15/2022		05:30	0-0	.000	0-0	.000	0-0	.000	0	0	0	0.7	1	1	1	0	0	0	0	0.0
Totals		0	15:09	0-1	.000	0-1	.000	0-0	.000	0	2	2	0.7	4	3	2	0	1	0	0	0.0

CAREER STATISTICS

MCGEE, Kamari

SEASON	TEAM	GP-GS	MIN/AVG	Field Goals		3-Point		F-Throws		Rebounds		PF-FO		A		BLK		STL		Scoring	
				FG-FGA	FG%	3FG-3FGA	3FG%	FT-FTA	FT%	OFF	DEF	TOT	AVG	PF	FO	TO	BLK	STL	PTS	AVG	
2021-22	GB	30-21	873/29.1	132-340	.388	25-91	.275	59-73	.808	16	67	83	2.8	72-1	58	76	2	32	348	11.6	
2022-23	Wisc	3-0	15/5.1	0-1	.000	0-1	.000	0-0	.000	0	2	2	0.7	4-0	3	2	0	1	0	0.0	
TOTAL FOR Wisc		3-0	15/5.1	0-1	.000	0-1	.000	0-0	.000	0	2	2	0.7	4-0	3	2	0	1	0	0.0	
TOTAL		33-21	889/26.9	132-341	.387	25-92	.272	59-73	.808	16	69	85	2.6	76-1	61	78	2	33	348	10.5	

5 | TYLER WAHL

Senior | Forward | 6-9 | 225  
Lakeville, Minn. | Lakeville North



Twitter: @tjwahl01 | Instagram: @tjwahl01

INDIVIDUAL BENCHMARKS

	SEASON	CAREER
GP/GS:	3/3	97/56
10+ POINTS:	2	26
20+ POINTS:	--	3
5+ REBOUNDS:	3	45
10+ REBOUNDS:	1	8
DOUBLE-DOUBLES:	1	5
2+ BLOCKS:	--	12
LED UW IN PTS:	2	6
LED UW IN REB:	2	18

GET TO KNOW TYLER

Senior forward Tyler Wahl has not only become one of the most valuable players in the Big Ten, but one of the most versatile in the country. Having played in 94 career games as a Badger with 53 starts, Wahl is the most experienced Badger on this season's squad. Skilled both defensively and offensively, Wahl averaged 11.4 points and 5.9 rebounds per game last season, while also leading the team in steals (37) and ranking second in blocks (25). One of Wahl's best performances came in UW's Big Ten title-clinching home win over No. 8 Purdue, during which he posted a team-high 19 points, five steals, two blocks, two rebounds and two assists. As a prep senior at Lakeville North, Wahl averaged 18.0 points, 10.0 rebounds and 6.6 assists per game, leading the Panthers to a 27-5 record, the school's first-ever conference title, and an appearance in the Class AAAA state championship game. He earned back-to-back AP second-team All-State honors as a junior and senior, setting the school record for rebounds (905) and finishing third in Panther history with 1,397 points.

HONORS

- 2022 All-Big Ten Honorable Mention
- 2021 Maui Invitational All-Tournament Team

TOP SEASON PERFORMANCES

- **SOUTH DAKOTA (11/7/22):** Posted his 5th career double-double with 19 points and 10 rebounds.
- **#8 PURDUE (3/1/22):** Team-high 19 points and career-high 5 steals in conference clinching win
- **RUTGERS (2/12/22):** Led UW with a career-high 23 points (9-14 FG, 1-1 3FG, 4-5 FT), 3 reb, 2 ast, 2 stl
- **#16 OHIO STATE (1/13/22):** Scored 20 points, grabbed 7 rebounds, dished 6 assists, and 3 steals

SEASON HIGHS (2021-22)

POINTS:	19 vs. South Dakota (11/7/22)
FIELD GOALS:	6 vs. Stanford (11/11/22)
FG ATTEMPTS:	13 vs. Stanford (11/11/22)
3-POINT FGS:	1 vs. Stanford (11/11/22)
3-POINT FGAS:	3 vs. South Dakota (11/7/22)
FREE THROWS:	9 vs. South Dakota (11/7/22)
FT ATTEMPTS:	10 vs. South Dakota (11/7/22)
REBOUNDS:	10 vs. South Dakota (11/7/22)
ASSISTS:	4 vs. South Dakota (11/7/22)
BLOCKS:	1 vs. South Dakota (11/7/22)
STEALS:	3 vs. Stanford (11/11/22)
MINUTES:	33 vs. Stanford (11/11/22)

CAREER HIGHS

POINTS:	23 vs. Rutgers (2/12/22)
FIELD GOALS:	9 vs. Rutgers (2/12/22)
FG ATTEMPTS:	18 vs. Colgate (3/18/22)
3-POINT FGS:	2 (3x) MR vs. Ohio State (1/13/22)
3-POINT FGAS:	5 at Nebraska (2/10/21)
FREE THROWS:	9 vs. South Dakota (11/7/22)
FT ATTEMPTS:	12 vs. Illinois St (12/29/21)
REBOUNDS:	15 vs. Green Bay (12/1/20)
ASSISTS:	6 vs. Ohio State (1/13/22)
BLOCKS:	4 vs. Saint Mary's (11/24/21)
STEALS:	5 (2x) MR vs. Nebraska (3/6/22)
MINUTES:	39 vs. Nebraska (3/6/22)

GAME-BY-GAME STATISTICS

#5 WAHL, Tyler

Opponent	Date	GS	MIN	Total		3-Pointers		Free throws		Rebounds							
				FG-FGA	PCT	3FG-3FGA	PCT	FT-FTA	PCT	OFF	DEF	TOT	AVG	PF	A	TO	BLK
South Dakota	11/07/2022	*	26:58	5-11	.455	0-3	.000	9-10	.900	3	7	10	10.0	2	4	3	1
vs Stanford	11/11/2022	*	32:48	6-13	.462	1-2	.500	4-8	.500	1	4	5	7.5	2	0	2	0
Green Bay	11/15/2022	*	23:49	2-11	.182	0-1	.000	4-4	1.000	2	7	9	8.0	4	0	4	0
Totals		3	83:35	13-35	.371	1-6	.167	17-22	.773	6	18	24	8.0	8	4	9	1

CAREER STATISTICS

WAHL, Tyler

Season Team		Field Goals		3-Point		F-Throws		Rebounds				Scoring								
		GP-GS	MIN/AVG	FG-FGA	FG%	3FG-3FGA	3FG%	FT-FTA	FT%	OFF	DEF	TOT	AVG	PF-FO	A	TO	BLK	STL	PTS	AVG
2019-20	Wisc	31-18	478/15.4	34-79	.430	6-28	.214	7-18	.389	34	48	82	2.6	64-0	32	33	5	20	81	2.6
2020-21	Wisc	31-18	762/24.6	58-133	.436	10-36	.278	34-60	.567	33	100	133	4.3	68-1	42	28	21	31	160	5.2
2021-22	Wisc	32-32	973/30.4	145-281	.516	6-37	.162	70-100	.700	52	137	189	5.9	80-1	49	52	25	37	366	11.4
2022-23	Wisc	3-3	84/27.9	13-35	.371	1-6	.167	17-22	.773	6	18	24	8.0	8-0	4	9	1	5	44	14.7
TOTAL		97-56	2296/23.7	250-528	.473	23-107	.215	128-200	.640	125	303	428	4.4	220-2	127	122	52	93	651	6.7

11 | MAX KLESMIT

Junior | Guard | 6-3 | 200  
Neenah, Wis. | Neenah



Twitter: @maxkle2 | Instagram: @maxklesmit

INDIVIDUAL BENCHMARKS

	SEASON	CAREER
GP/GS:	3/3	53/36
10+ POINTS:	1	33
20+ POINTS:	--	7
5+ REBOUNDS:	1	13
3+ ASSISTS:	--	10
LED TEAM IN PTS:	--	12
LED TEAM IN 3FGS:	--	16

GET TO KNOW MAX

A junior guard from Neenah, Wisconsin, Max Klesmit returns home to the state of Wisconsin looking to live out a life-long dream of playing for the Badgers. Klesmit spent the last two seasons at Wofford, where he played in 50 games and made 33 starts. The team's second-leading scorer his sophomore season, Klesmit was a third-team All-Southern Conference honoree after he averaged 14.9 points per game and shot 44.6 percent from the floor. A standout prep athlete at Neenah High School, Klesmit was named the Fox Valley Association Player of the Year as a senior, averaging 25.5 points and 7.8 rebounds per game while leading the Rockets to a 23-2 record and a section final.

HONORS

- 2021-22 Third-Team All-Southern Conference
- 2020-21 Southern Conference All-Freshman Team
- 2020-21 Southern Conference Academic Honor Roll

TOP CAREER PERFORMANCES

- **SOUTH DAKOTA (11/7/22):** Made his Badger debut, finishing with 11 points (2-3 3FG).
- **THE CITADEL (1/19/22):** Matched career-high with 27 points (10-16 FG, 5-8 3FG), plus 5 rebounds
- **at South Carolina (11/23/22):** Scored a career-high 27 points (8-10 FG, 5-7 3FG), plus 4 steals

SEASON HIGHS (2021-22)

POINTS: 11 vs. South Dakota (11/7/22)  
FIELD GOALS: 3 vs. South Dakota (11/7/22)  
FG ATTEMPTS: 6 vs. South Dakota (11/7/22)  
3-POINT FGS: 2 (2x) MR vs. Green Bay (11/15/22)  
3-POINT FGAS: 4 vs. Green Bay (11/15/22)  
FREE THROWS: 3 (2x) MR vs. Green Bay (11/15/22)  
FT ATTEMPTS: 4 (2x) MR vs. Green Bay (11/15/22)  
REBOUNDS: 5 vs. Green Bay (11/15/22)  
ASSISTS: 1 (2x) MR vs. Green Bay (11/15/22)  
BLOCKS: --  
STEALS: 2 vs. Green Bay (11/15/22)  
MINUTES: 36 vs. Green Bay (11/15/22)

CAREER HIGHS

POINTS: 27 (2x) MR vs. The Citadel (1/19/22)\*  
FIELD GOALS: 10 vs. The Citadel (1/19/22)\*  
FG ATTEMPTS: 16 (3x) MR at Chattanooga (1/26/22)\*  
3-POINT FGS: 5 (2x) MR vs. The Citadel (1/19/22)\*  
3-POINT FGAS: 10 (3x) MR vs. ETSU (2/5/22)\*  
FREE THROWS: 7 (2x) MR at Samford (2/9/22)\*  
FT ATTEMPTS: 10 at Samford (2/9/22)\*  
REBOUNDS: 7 at The Citadel (1/27/22)\*  
ASSISTS: 6 vs. W Carolina (2/12/22)\*  
BLOCKS: 1 (3x) MR vs. ETSU (2/5/22)\*  
STEALS: 5 at The Citadel (2/16/22)\*  
MINUTES: 41 at Samford (2/9/22)\*

\*recorded at Wofford

GAME-BY-GAME STATISTICS

#11 KLESMIT, Max																	
Opponent	Date	GS	MIN	Total		3-Pointers		Free throws		Rebounds				PF	A	TO	BLK
				FG-FGA	PCT	3FG-3FGA	PCT	FT-FTA	PCT	OFF	DEF	TOT	AVG				
South Dakota	11/07/2022	*	30:39	3-6	.500	2-3	.667	3-4	.750	0	4	4	4.0	2	0	2	0
vs Stanford	11/11/2022	*	16:59	0-1	.000	0-1	.000	0-0	.000	0	3	3	3.5	4	1	0	0
Green Bay	11/15/2022	*	35:57	2-5	.400	2-4	.500	3-4	.750	1	4	5	4.0	1	1	0	2
Totals		3	83:35	5-12	.417	4-8	.500	6-8	.750	1	11	12	4.0	7	2	2	0

CAREER STATISTICS

KLESMIT, Max																	
SEASON	TEAM	GP-GS	MIN/AVG	Field Goals		3-Point		F-Throws		Rebounds				Scoring			
				FG-FGA	FG%	3FG-3FGA	3FG%	FT-FTA	FT%	OFF	DEF	TOT	AVG	PF-FO	A	TO	BLK
2020-21	WOF	19-2	429/22.6	54-116	.466	25-67	.373	22-26	.846	9	43	52	2.7	46-1	22	23	0
2021-22	WOF	31-31	986/31.8	156-350	.446	68-200	.340	82-98	.837	13	73	86	2.8	84-2	60	66	3
2022-23	Wisc	3-3	84/27.9	5-12	.417	4-8	.500	6-8	.750	1	11	12	4.0	7-0	2	2	0
TOTAL FOR Wisc	3-3	84/27.9	5-12	.417	4-8	.500	6-8	.750	1	11	12	4.0	7-0	2	2	0	4
TOTAL		53-36	1498/28.3	215-478	.450	97-275	.353	110-132	.833	23	127	150	2.8	137-3	84	91	3

14 | CARTER GILMORE

Junior | Forward | 6-7 | 225  
Hartland, Wis. | Arrowhead



Twitter: @CarterGilmore03 | Instagram: @cartergilmore\_

INDIVIDUAL BENCHMARKS

	SEASON	CAREER
GP/GS:	3/0	34/0
5+ POINTS:	1	2
10+ POINTS:	--	--
5+ REBOUNDS:	1	3
2+ BLOCKS:	--	1

GET TO KNOW CARTER

Carter Gilmore is now in his third season with the Badgers. Last year, he played in 22 games for UW and came off the bench averaging 7.8 minutes per contest. He scored a season-high 5 points in UW's opener against St. Francis Brooklyn. A preferred walk-on who has since earned a scholarship, Gilmore was a standout in-state recruit at Arrowhead. Named the Classic Eight Conference Player of the Year, Gilmore led Arrowhead to a program-best record of 23-1 and a regional championship his senior season. Gilmore finished his prep career as Arrowhead's all-time leading scorer (1,565 pts). As a senior, he averaged 26.8 points, 11.3 rebounds and 5.6 assists per game. Carter's father, Brian, was on the coaching staff of Bo Ryan's first Division III national championship team at UW-Platteville in 1991. Carter's mother, Stephanie, was a stand-out player on the UW-Platteville women's team, inducted into the WIAC Hall of Fame in 2018.

TOP CAREER PERFORMANCES

- **GREEN BAY (11/15/22):** Played a season-high 21 minutes, matching career highs with 5 points and 5 rebounds, plus 1 assist and 1 steal in the win.

SEASON HIGHS (2021-22)

POINTS: 5 vs. Green Bay (11/15/22)  
FIELD GOALS: 2 vs. Green Bay (11/15/22)  
FG ATTEMPTS: 4 (2x) MR vs. Green Bay (11/15/22)  
3-POINT FGS: 1 vs. Green Bay (11/15/22)  
3-POINT FGAS: 1 vs. Green Bay (11/15/22)  
FREE THROWS: --  
FT ATTEMPTS: --  
REBOUNDS: 5 vs. Green Bay (11/15/22)  
ASSISTS: 1 (2x) MR vs. Green Bay (11/15/22)  
BLOCKS: 1 vs. Stanford (11/11/22)  
STEALS: 2 vs. Stanford (11/11/22)  
MINUTES: 21 vs. Green Bay (11/15/22)

CAREER HIGHS

POINTS: 5 (2x) MR vs. Green Bay (11/15/22)  
FIELD GOALS: 2 (2x) MR vs. Green Bay (11/15/22)  
FG ATTEMPTS: 4 (2x) MR vs. Green Bay (11/15/22)  
3-POINT FGS: 1 (2x) MR vs. Green Bay (11/15/22)  
3-POINT FGAS: 3 at Purdue (1/3/22)  
FREE THROWS: 2 vs. Saint Mary's (11/24/21)  
FT ATTEMPTS: 2 (2x) MR vs. Saint Mary's (11/24/21)  
REBOUNDS: 5 (2x) MR vs. Green Bay (11/15/22)  
ASSISTS: 3 at Northwestern (1/18/22)  
BLOCKS: 1 (2x) MR vs. Stanford (11/11/22)  
STEALS: 2 vs. Stanford (11/11/22)  
MINUTES: 25 vs. Providence (11/15/21)

GAME-BY-GAME STATISTICS

#14 GILMORE, Carter

Opponent	Date	GS	MIN	Total		3-Pointers		Free throws		Rebounds			PF	A	TO	BLK	STL	PTS	AVG
				FG-FGA	PCT	3FG-3FGA	PCT	FT-FTA	PCT	OFF	DEF	TOT							
South Dakota	11/07/2022		12:12	1-1	1.000	0-0	.000	0-0	.000	2	1	3	0	1	0	0	1	2	2.0
vs Stanford	11/11/2022		12:07	1-4	.250	0-0	.000	0-0	.000	0	1	1	2	0	0	1	2	2	2.0
Green Bay	11/15/2022		20:44	2-4	.500	1-1	1.000	0-0	.000	2	3	5	3	0	4	1	2	0	3.0
Totals		0	45:03	4-9	.444	1-1	1.000	0-0	.000	4	5	9	3	0	7	2	2	1	3.0

CAREER STATISTICS

GILMORE, Carter

		Field Goals					3-Point		F-Throws		Rebounds			Scoring						
SEASON	TEAM	GP-GS	MIN/AVG	FG-FGA	FG%	3FG-3FGA	3FG%	FT-FTA	FT%	OFF	DEF	TOT	AVG	PF-FO	A	TO	BLK	STL	PTS	AVG
2020-21	Wisc	9-0	16/1.8	1-5	.200	0-4	.000	0-0	.000	0	3	3	0.3	2-0	0	0	0	0	2	0.2
2021-22	Wisc	22-0	172/7.8	7-27	.259	1-13	.077	4-7	.571	6	16	22	1.0	20-0	8	2	4	2	19	0.9
2022-23	Wisc	3-0	45/15.0	4-9	.444	1-1	1.000	0-0	.000	4	5	9	3.0	7-0	2	2	1	4	9	3.0
TOTAL		34-0	232/6.8	12-41	.293	2-18	.111	4-7	.571	10	24	34	1.0	29-0	10	4	5	6	30	0.9



22 | STEVEN CROWL

Junior | Forward | 7-0 | 245  
Eagan, Minn. | Eastview



Twitter: @steven\_crowl | Instagram: @stevencrowl

INDIVIDUAL BENCHMARKS

	SEASON	CAREER
GP/GS:	3/3	48/36
10+ POINTS:	1	14
20+ POINTS:	--	2
5+ REBOUNDS:	2	16
10+ REBOUNDS:	1	2
DOUBLE-DOUBLES:	--	0
LED UW IN PTS:	--	4
LED UW IN REB:	2	7

GET TO KNOW STEVEN

Steven Crowl is coming off a sophomore season jump that saw him go from playing a total of 39 minutes as a freshman to starting all 33 games for Wisconsin in his second year. Last year, the stretch 7-footer averaged 8.8 points and 4.4 rebounds per game, ranking second on the team shooting 49.6 percent from the floor. Highlighting the significance of his offensive contributions, the Badgers were 12-1 in games last season when Crowl scored in double figures. His best performance of the year came back home on the road at Minnesota, as the Eagan native scored a team-high 20 points (7-9 FG), while grabbing 7 rebounds in the win. Crowl had a standout prep career at Eastview High School, finishing as one of the most decorated players in school history as the school's all-time leading scorer (1,747 pts), rebounder (832 reb) and shot blocker (103 blk). As a senior, he averaged 26.7 points and 12 rebounds per game, while also leading his team in assists (4.3 apg).

TOP SEASON PERFORMANCES

- **at Minnesota (2/23/22):** Scored a team-high 20 pts, shooting 7-9 FG, 1-2 3FG, 5-6 FT, plus 7 reb.
- **PENN STATE (2/5/22):** Led UW with 13 points (3-5 3FG), plus a career-high 5 assists and 4 rebounds.
- **ILLINOIS ST (12/29/21):** Team-high 21 pts (7-8 FG, 2-2 3FG), plus 9 reb for a near double-double.
- **MARQUETTE (12/4/21):** Scored 15 points (6-9 FG, 2-3 3FG), while grabbing a team-high 8 rebounds.
- **ST. FRANCIS BKN (11/9/21):** Recorded a near double-double in his first career start, finishing with 11 points, 8 rebounds and 1 block.

SEASON HIGHS (2021-22)

POINTS: 12 vs. South Dakota (11/7/22)  
FIELD GOALS: 4 vs. South Dakota (11/7/22)  
FG ATTEMPTS: 8 vs. South Dakota (11/7/22)  
3-POINT FGS: 2 vs. South Dakota (11/7/22)  
3-POINT FGAS: 4 (2x) MR vs. Stanford (11/11/22)  
FREE THROWS: 4 vs. Stanford (11/11/22)  
FT ATTEMPTS: 6 vs. Stanford (11/11/22)  
REBOUNDS: 11 vs. Stanford (11/11/22)  
ASSISTS: 2 (2x) MR vs. Stanford (11/11/22)  
BLOCKS: 3 vs. Stanford (11/11/22)  
STEALS: --  
MINUTES: 34 vs. Stanford (11/11/22)

CAREER HIGHS

POINTS: 21 vs. Illinois St (12/29/21)  
FIELD GOALS: 7 (3x) MR at Minnesota (2/23/22)  
FG ATTEMPTS: 11 vs. Green Bay (11/12/21)  
3-POINT FGS: 3 vs. Penn State (2/5/22)  
3-POINT FGAS: 5 (2x) MR vs. Penn State (2/5/22)  
FREE THROWS: 5 (2x) MR at Minnesota (2/23/22)  
FT ATTEMPTS: 7 vs. Illinois St (12/29/21)  
REBOUNDS: 11 vs. Stanford (11/11/22)  
ASSISTS: 5 vs. Penn State (2/5/22)  
BLOCKS: 3 vs. Stanford (11/11/22)  
STEALS: 1 (9x) MR at Rutgers (2/26/22)  
MINUTES: 34 vs. Stanford (11/11/22)

GAME-BY-GAME STATISTICS

#22 CROWL, Steven

Opponent	Date	GS	MIN	Total		3-Pointers		Free throws		Rebounds				PF	A	TO	BLK	STL	PTS	AVG
				FG	FGA	PCT	3FG	3FGA	PCT	FT	FTA	PCT	OFF							
South Dakota	11/07/2022	*	24:50	4-8	.500	2-4	.500	2-3	.667	0	3	3	3.0	1	2	1	2	0	12	12.0
vs Stanford	11/11/2022	*	33:31	2-6	.333	1-4	.250	4-6	.667	2	9	11	7.0	4	2	2	3	0	9	10.5
Green Bay	11/15/2022	*	28:14	3-6	.500	1-1	1.000	2-3	.667	4	5	9	7.7	0	0	2	1	0	9	10.0
Totals			3 86:35	9-20	.450	4-9	.444	8-12	.667	6	17	23	7.7	5	4	5	6	0	30	10.0

CAREER STATISTICS

CROWL, Steven

SEASON	TEAM	Field Goals					3-Point		F-Throws		Rebounds			Scoring									
		GP-GS	MIN	AVG	FG-FGA	FG%	3FG-3FGA	3FG%	FT-FTA	FT%	OFF	DEF	TOT	AVG	PF-FO	A	TO	BLK	STL	PTS	AVG		
2020-21	Wisc	12-0		36/3.0	4-8	.500		0-1	.000		0-0	.000	4	5	9	0.8	9-0	2	3	1	0	8	0.7
2021-22	Wisc	33-33	834	25.3	114-230	.496		26-82	.317	36-45	.800	48	96	144	4.4	84	-1	48	31	9	9	290	8.8
2022-23	Wisc	3-3	87	28.9	9-20	.450		4-9	.444	8-12	.667	6	17	23	7.7	5-0	4	5	6	0	30	10.0	
TOTAL		48-36	957	19.9	127-258	.492		30-92	.326	44-57	.772	58	118	176	3.7	98-1	54	39	16	9	328	6.8	

23 | CHUCKY HEPBURN

Sophomore | Guard | 6-2 | 205  
Omaha, Neb. | Bellevue West



INDIVIDUAL BENCHMARKS		
	SEASON	CAREER
GP/GS:	3/3	36/36
10+ POINTS:	2	14
20+ POINTS:	--	--
3+ 3FGS:	1	5
3+ ASSISTS:	3	17
2+ STEALS:	2	12
LED UW IN PTS:	--	--
LED UW IN AST:	2	17

GET TO KNOW CHUCKY

Chucky Hepburn immediately stepped in and showed out for Wisconsin as a true freshman, living up to the praise from head coach Greg Gard who touted the point guard for his "vision and a feel to the floor that we've only had with a few guys the 20 years I've been here." The Big Ten All-Freshman Team honoree averaged 7.9 points per game in his debut season, while leading the team in assists and ranked second in steals. The first true freshman to start a season opener at Wisconsin since Devin Harris in 2001, Hepburn's mature game helped him maintain a 1.97 assist-to-turn-over ratio (77 ast, 39 to). Hepburn's heroics lifted the Badgers past No. 8 Purdue on March 1, 2022, as the freshman hit a go-ahead 3-pointer with 1.5 seconds left to finish with a career-high 17 points and help UW clinch a share of the Big Ten regular season championship.

- HONORS
- 2022 Big Ten All-Freshman Team

- TOP SEASON PERFORMANCES
- **PURDUE (3/1/22):** Banked in game winning 3-point shot with 1.2 seconds remaining clinching the B1G regular season title for UW. Career-high 17 points on 4-for-6 from behind the arc
  - **at Rutgers (2/26/22):** Led UW with a game-high 5 assists, plus 13 points (2-4 3FG) and 2 steals in a win
  - **at Nebraska (1/27/22):** Drained 3 triples, finishing with 13 pts, 3 reb, 3 stl and 2 ast
  - **MARQUETTE (12/4/21):** Recorded career highs in points (15) and assists (6), plus 3 steals in the win
  - **ST. FRANCIS (11/9/21):** First true freshman to start a season opener for UW since 2001, tallying 13 points, including 2-for-3 3FG shooting

SEASON HIGHS (2021-22)			CAREER HIGHS		
POINTS:	14 vs. South Dakota (11/7/22)		POINTS:	17 vs. Purdue (3/1/22)	
FIELD GOALS:	5 (2x) MR vs. Stanford (11/11/22)		FIELD GOALS:	6 at Northwestern (1/18/22)	
FG ATTEMPTS:	14 vs. Green Bay (11/15/22)		FG ATTEMPTS:	14 vs. Green Bay (11/15/22)	
3-POINT FGS:	3 vs. South Dakota (11/7/22)		3-POINT FGS:	4 vs. Purdue (3/1/22)	
3-POINT FGAS:	5 (2x) MR vs. Stanford (11/11/22)		3-POINT FGAS:	6 vs. Purdue (3/1/22)	
FREE THROWS:	3 vs. Green Bay (11/15/22)		FREE THROWS:	4 (4x) MR vs. Nebraska (3/6/22)	
FT ATTEMPTS:	4 vs. Green Bay (11/15/22)		FT ATTEMPTS:	5 (2x) MR vs. Nebraska (3/6/22)	
REBOUNDS:	7 vs. Green Bay (11/15/22)		REBOUNDS:	7 vs. Green Bay (11/15/22)	
ASSISTS:	5 vs. Stanford (11/11/22)		ASSISTS:	6 vs. Marquette (12/4/21)	
BLOCKS:	--		BLOCKS:	2 vs. Indiana (12/8/21)	
STEALS:	3 vs. Stanford (11/11/22)		STEALS:	4 vs. Green Bay (11/12/21)	
MINUTES:	35 vs. Stanford (11/11/22)		MINUTES:	37 at Indiana (2/15/22)	

GAME-BY-GAME STATISTICS

#23 HEPBURN, Chucky																				
		Total			3-Pointers		Free throws		Rebounds											
Opponent	Date	GS	MIN	FG-FGA	PCT	3FG-3FGA	PCT	FT-FTA	PCT	OFF	DEF	TOT	AVG	PF	A	TO	BLK	STL	PTS	AVG
South Dakota	11/07/2022	*	28:29	5-10	.500	3-5	.600	1-2	.500	0	3	3	3.0	2	3	2	0	2	14	14.0
vs Stanford	11/11/2022	*	34:58	5-13	.385	0-5	.000	1-1	1.000	0	2	2	2.5	1	5	1	0	3	11	12.5
Green Bay	11/15/2022	*	24:19	2-14	.143	1-3	.333	3-4	.750	3	4	7	4.0	3	3	2	0	0	8	11.0
Totals		3	87:46	12-37	.324	4-13	.308	5-7	.714	3	9	12	4.0	6	11	5	0	5	33	11.0

CAREER STATISTICS

HEPBURN, Chucky																				
		Field Goals		3-Point		F-Throws		Rebounds				Scoring								
SEASON	TEAM	GP-GS	MIN/AVG	FG-FGA	FG%	3FG-3FGA	3FG%	FT-FTA	FT%	OFF	DEF	TOT	AVG	PF-FO	A	TO	BLK	STL	PTS	AVG
2021-22	Wisc	33-33	1022/31.0	92-237	.388	39-112	.348	39-56	.696	7	63	70	2.1	70-0	77	39	5	36	262	7.9
2022-23	Wisc	3-3	88/29.3	12-37	.324	4-13	.308	5-7	.714	3	9	12	4.0	6-0	11	5	0	5	33	11.0
TOTAL		36-36	1109/30.8	104-274	.380	43-125	.344	44-63	.698	10	72	82	2.3	76-0	88	44	5	41	295	8.2

# Individual Game by Game

## 10 | ISAAC LINDSEY

Sophomore | Guard | 6-4 | 185  
Mineral Point, Wis. | Mineral Point (UNLV)

### GAME-BY-GAME STATISTICS

#10 LINDSEY, Isaac

Opponent	Date	GS	MIN	Total		3-Pointers		Free throws		Rebounds				PF				PTS	AVG
				FG-FGA	PCT	3FG-3FGA	PCT	FT-FTA	PCT	OFF	DEF	TOT	AVG	A	TO	BLK	STL		
South Dakota	11/07/2022		05:04	1-2	.500	1-2	.500	0-0	.000	0	1	1	1.0	2	0	0	0	3	3.0
vs Stanford	11/11/2022		03:20	0-0	.000	0-0	.000	0-0	.000	0	0	0	0.5	1	0	0	0	0	1.5
Green Bay	11/15/2022		05:25	1-3	.333	0-2	.000	0-0	.000	1	1	2	1.0	2	1	0	0	2	1.7
Totals		0	13:49	2-5	.400	1-4	.250	0-0	.000	1	2	3	1.0	5	1	0	0	5	1.7

### CAREER STATISTICS

LINDSEY, Isaac

			Field Goals		3-Point		F-Throws		Rebounds								Scoring			
SEASON	TEAM	GP-GS	MIN/AVG	FG-FGA	FG%	3FG-3FGA	3FG%	FT-FTA	FT%	OFF	DEF	TOT	AVG	PF-FO	A	TO	BLK	STL	PTS	AVG
2021-22	Wisc	6-0	12/2.0	1-5	.200	1-3	.333	0-0	.000	0	0	0	0.0	0-0	0	0	0	0	3	0.5
2022-23	Wisc	3-0	14/4.6	2-5	.400	1-4	.250	0-0	.000	1	2	3	1.0	5-0	1	0	0	0	5	1.7
TOTAL		9-0	26/2.9	3-10	.300	2-7	.286	0-0	.000	1	2	3	0.3	5-0	1	0	0	0	8	0.9

### SEASON HIGHS

POINTS: 3 vs. South Dakota (11/7/22)  
FIELD GOALS: 1 (2x) MR vs. Green Bay (11/15/22)  
FG ATTEMPTS: 3 (2x) MR vs. Green Bay (11/15/22)  
3-POINT FGS: 1 vs. South Dakota (11/7/22)  
3-POINT FGAS: 2 (2x) MR vs. Green Bay (11/15/22)  
FREE THROWS: --  
FT ATTEMPTS: --  
REBOUNDS: 2 vs. Green Bay (11/15/22)  
ASSISTS: 1 vs. Green Bay (11/15/22)  
BLOCKS: --  
STEALS: --  
MINUTES: 5 (2x) MR vs. Green Bay (11/15/22)

### CAREER HIGHS

POINTS: 3 (2x) MR vs. South Dakota (11/7/22)  
FIELD GOALS: 1 (3x) MR vs. Green Bay (11/15/22)  
FG ATTEMPTS: 3 (2x) MR vs. Green Bay (11/15/22)  
3-POINT FGS: 1 (2x) MR vs. South Dakota (11/7/22)  
3-POINT FGAS: 2 (3x) MR vs. Green Bay (11/15/22)  
FREE THROWS: --  
FT ATTEMPTS: --  
REBOUNDS: 2 vs. Green Bay (11/15/22)  
ASSISTS: 1 vs. Green Bay (11/15/22)  
BLOCKS: --  
STEALS: --  
MINUTES: 5 (2x) MR vs. Green Bay (11/15/22)

## 13 | JUSTIN TAPHORN

Junior | Guard | 6-5 | 215  
Pekin, Ill. | Pekin

### GAME-BY-GAME STATISTICS

#13 TAPHORN, Justin

Opponent	Date	GS	MIN	Total		3-Pointers		Free throws		Rebounds				PF				PTS	AVG
				FG-FGA	PCT	3FG-3FGA	PCT	FT-FTA	PCT	OFF	DEF	TOT	AVG	A	TO	BLK	STL		
South Dakota	11/07/2022		02:47	0-0	.000	0-0	.000	0-0	.000	0	0	0	0.0	0	0	0	0	0	0.0
Totals		0	02:47	0-0	.000	0-0	.000	0-0	.000	0	0	0	0.0	0	0	0	0	0	0.0

### CAREER STATISTICS

TAPHORN, Justin

			Field Goals		3-Point		F-Throws		Rebounds								Scoring			
SEASON	TEAM	GP-GS	MIN/AVG	FG-FGA	FG%	3FG-3FGA	3FG%	FT-FTA	FT%	OFF	DEF	TOT	AVG	PF-FO	A	TO	BLK	STL	PTS	AVG
2020-21	Wisc	7-0	11/1.5	0-1	.000	0-1	.000	0-0	.000	0	0	0	0.0	0-0	0	1	0	0	0	0.0
2021-22	Wisc	4-0	4/1.1	0-0	.000	0-0	.000	0-0	.000	0	0	0	0.0	0-0	0	1	0	0	0	0.0
2022-23	Wisc	1-0	3/2.8	0-0	.000	0-0	.000	0-0	.000	0	0	0	0.0	0-0	0	0	0	0	0	0.0
TOTAL		12-0	18/1.5	0-1	.000	0-1	.000	0-0	.000	0	0	0	0.0	0-0	0	2	0	0	0	0.0

### SEASON HIGHS

POINTS: --  
FIELD GOALS: --  
FG ATTEMPTS: --  
3-POINT FGS: --  
3-POINT FGAS: --  
FREE THROWS: --  
FT ATTEMPTS: --  
REBOUNDS: --  
ASSISTS: --  
BLOCKS: --  
STEALS: --  
MINUTES: 3 vs. South Dakota (11/7/22)

### CAREER HIGHS

POINTS: --  
FIELD GOALS: --  
FG ATTEMPTS: 1 vs. Green Bay (12/1/20)  
3-POINT FGS: --  
3-POINT FGAS: 1 vs. Green Bay (12/1/20)  
FREE THROWS: --  
FT ATTEMPTS: --  
REBOUNDS: --  
ASSISTS: --  
BLOCKS: --  
STEALS: --  
MINUTES: 3 vs. South Dakota (11/7/22)

# Individual Game by Game

## 15 | ISAAC GARD

Freshman | Guard | 6-2 | 165  
Oregon, Wis. | Oregon

### GAME-BY-GAME STATISTICS

#15 GARD, Isaac

Opponent	Date	GS	MIN	Total		3-Pointers		Free throws		Rebounds				PF				PTS	AVG
				FG-FGA	PCT	3FG-3FGA	PCT	FT-FTA	PCT	OFF	DEF	TOT	AVG	A	TO	BLK	STL		
South Dakota	11/07/2022		01:12	0-0	.000	0-0	.000	0-0	.000	0	0	0	0.0	0	0	0	0	0	0.0
Totals		0	01:12	0-0	.000	0-0	.000	0-0	.000	0	0	0	0.0	0	0	0	0	0	0.0

### CAREER STATISTICS

GARD, Isaac

					Field Goals		3-Point		F-Throws		Rebounds									Scoring	
SEASON	TEAM	GP-GS	MIN	AVG	FG-FGA	FG%	3FG-3FGA	3FG%	FT-FTA	FT%	OFF	DEF	TOT	AVG	PF-FO	A	TO	BLK	STL	PTS	AVG
2022-23	Wisc	1-0	1/1.2		0-0	.000	0-0	.000	0-0	.000	0	0	0	0.0	0-0	0	0	0	0	0	0.0
TOTAL		1-0	1/1.2		0-0	.000	0-0	.000	0-0	.000	0	0	0	0.0	0-0	0	0	0	0	0	0.0

### SEASON HIGHS

POINTS: --  
FIELD GOALS: --  
FG ATTEMPTS: --  
3-POINT FGS: --  
3-POINT FGAS: --  
FREE THROWS: --  
FT ATTEMPTS: --  
REBOUNDS: --  
ASSISTS: --  
BLOCKS: --  
STEALS: --  
MINUTES: 1 vs. South Dakota (11/7/22)

### CAREER HIGHS

POINTS: --  
FIELD GOALS: --  
FG ATTEMPTS: --  
3-POINT FGS: --  
3-POINT FGAS: --  
FREE THROWS: --  
FT ATTEMPTS: --  
REBOUNDS: --  
ASSISTS: --  
BLOCKS: --  
STEALS: --  
MINUTES: 1 vs. South Dakota (11/7/22)

## 21 | CHRIS HODGES

R-Freshman | Forward | 6-9 | 245  
Schaumburg, Ill. | Schaumburg

### GAME-BY-GAME STATISTICS

#21 HODGES, Chris

Opponent	Date	GS	MIN	Total		3-Pointers		Free throws		Rebounds				PF				PTS	AVG
				FG-FGA	PCT	3FG-3FGA	PCT	FT-FTA	PCT	OFF	DEF	TOT	AVG	A	TO	BLK	STL		
South Dakota	11/07/2022		05:38	0-0	.000	0-0	.000	0-0	.000	0	0	0	0.0	0	0	1	0	0	0.0
vs Stanford	11/11/2022		01:34	0-1	.000	0-0	.000	0-0	.000	1	0	1	0.5	0	0	0	0	0	0.0
Green Bay	11/15/2022		00:28	0-0	.000	0-0	.000	0-0	.000	0	0	0	0.3	1	0	0	0	0	0.0
Totals		0	07:40	0-1	.000	0-0	.000	0-0	.000	1	0	1	0.3	1	0	1	0	0	0.0

### CAREER STATISTICS

HODGES, Chris

		Field Goals					3-Point		F-Throws		Rebounds								Scoring		
SEASON	TEAM	GP-GS	MIN	AVG	FG-FGA	FG%	3FG-3FGA	3FG%	FT-FTA	FT%	OFF	DEF	TOT	AVG	PF-FO	A	TO	BLK	STL	PTS	AVG
2022-23	Wisc	3-0		8/2.6	0-1	.000	0-0	.000	0-0	.000	1	0	1	0.3	1-0	0	0	1	0	0	0.0
TOTAL		3-0		8/2.6	0-1	.000	0-0	.000	0-0	.000	1	0	1	0.3	1-0	0	0	1	0	0	0.0

### SEASON HIGHS

POINTS: --  
FIELD GOALS: --  
FG ATTEMPTS: 1 vs. Stanford (11/11/22)  
3-POINT FGS: --  
3-POINT FGAS: --  
FREE THROWS: --  
FT ATTEMPTS: --  
REBOUNDS: 1 vs. Stanford (11/11/22)  
ASSISTS: --  
BLOCKS: 1 vs. South Dakota (11/7/22)  
STEALS: --  
MINUTES: 6 vs. South Dakota (11/7/22)

### CAREER HIGHS

POINTS: --  
FIELD GOALS: --  
FG ATTEMPTS: 1 vs. Stanford (11/11/22)  
3-POINT FGS: --  
3-POINT FGAS: --  
FREE THROWS: --  
FT ATTEMPTS: --  
REBOUNDS: 1 vs. Stanford (11/11/22)  
ASSISTS: --  
BLOCKS: 1 vs. South Dakota (11/7/22)  
STEALS: --  
MINUTES: 6 vs. South Dakota (11/7/22)



# Individual Game by Game

## 30 | ROSS CANDELINO

Freshman | Guard | 6-5 | 185  
Jacksonville, Fla. | Ponte Vedra

### GAME-BY-GAME STATISTICS

#30 CANDELINO, Ross

Opponent	Date	GS	MIN	Total		3-Pointers		Free throws		Rebounds				PF	A	TO	BLK	STL	PTS	AVG
				FG-FGA	PCT	3FG-3FGA	PCT	FT-FTA	PCT	OFF	DEF	TOT	AVG							
South Dakota	11/07/2022		01:12	2-2	1.000	0-0	.000	0-1	.000	0	0	0	0.0	0	0	0	0	0	4	4.0
Totals		0	01:12	2-2	1.000	0-0	.000	0-1	.000	0	0	0	0.0	0	0	0	0	0	4	4.0

### CAREER STATISTICS

CANDELINO, Ross

		Field Goals				3-Point		F-Throws		Rebounds										Scoring	
SEASON	TEAM	GP-GS	MIN	AVG	FG-FGA	FG%	3FG-3FGA	3FG%	FT-FTA	FT%	OFF	DEF	TOT	AVG	PF-FO	A	TO	BLK	STL	PTS	AVG
2022-23	Wisc	1-0	1/1.2		2-2	1.000	0-0	.000	0-1	.000	0	0	0	0.0	0-0	0	0	0	0	4	4.0
TOTAL		1-0	1/1.2		2-2	1.000	0-0	.000	0-1	.000	0	0	0	0.0	0-0	0	0	0	0	4	4.0

### SEASON HIGHS

POINTS: 4 vs. South Dakota (11/7/22)  
FIELD GOALS: 2 vs. South Dakota (11/7/22)  
FG ATTEMPTS: 2 vs. South Dakota (11/7/22)  
3-POINT FGS: --  
3-POINT FGAS: --  
FREE THROWS: --  
FT ATTEMPTS: 1 vs. South Dakota (11/7/22)  
REBOUNDS: --  
ASSISTS: --  
BLOCKS: --  
STEALS: --  
MINUTES: 1 vs. South Dakota (11/7/22)

### CAREER HIGHS

POINTS: 4 vs. South Dakota (11/7/22)  
FIELD GOALS: 2 vs. South Dakota (11/7/22)  
FG ATTEMPTS: 2 vs. South Dakota (11/7/22)  
3-POINT FGS: --  
3-POINT FGAS: --  
FREE THROWS: --  
FT ATTEMPTS: 1 vs. South Dakota (11/7/22)  
REBOUNDS: --  
ASSISTS: --  
BLOCKS: --  
STEALS: --  
MINUTES: 1 vs. South Dakota (11/7/22)

## 35 | MARKUS ILVER

Sophomore | Forward | 6-8 | 215  
Tallinn, Estonia | Western Reserve Academy

### GAME-BY-GAME STATISTICS

#35 ILVER, Markus

Opponent	Date	GS	MIN	Total		3-Pointers		Free throws		Rebounds				PF	A	TO	BLK	STL	PTS	AVG
				FG-FGA	PCT	3FG-3FGA	PCT	FT-FTA	PCT	OFF	DEF	TOT	AVG							
South Dakota	11/07/2022		09:10	1-2	.500	1-2	.500	2-2	1.000	0	2	2	2.0	0	1	0	0	0	5	5.0
Green Bay	11/15/2022		10:28	1-2	.500	0-1	.000	0-0	.000	0	1	1	1.5	1	0	1	0	1	2	3.5
Totals		0	19:38	2-4	.500	1-3	.333	2-2	1.000	0	3	3	1.5	1	1	0	1	0	7	3.5

### CAREER STATISTICS

ILVER, Markus

				Field Goals		3-Point		F-Throws		Rebounds											Scoring	
SEASON	TEAM	GP-GS	MIN	AVG	FG-FGA	FG%	3FG-3FGA	3FG%	FT-FTA	FT%	OFF	DEF	TOT	AVG	PF-FO	A	TO	BLK	STL	PTS	AVG	
2021-22	Wisc	8-0	28/3.4	1-8	.125	0-5	.000	3-4	.750		1	3	4	0.5	7-0	0	2	0	0	5	0.6	
2022-23	Wisc	2-0	20/9.8	2-4	.500	1-3	.333	2-2	1.000		0	3	3	1.5	1-0	1	1	0	1	7	3.5	
TOTAL		10-0	47/4.7	3-12	.250	1-8	.125	5-6	.833		1	6	7	0.7	8-0	1	3	0	1	12	1.2	

### SEASON HIGHS

POINTS: 5 vs. South Dakota (11/7/22)  
FIELD GOALS: 1 (2x) MR vs. Green Bay (11/15/22)  
FG ATTEMPTS: 2 (2x) MR vs. Green Bay (11/15/22)  
3-POINT FGS: 1 vs. South Dakota (11/7/22)  
3-POINT FGAS: 2 vs. South Dakota (11/7/22)  
FREE THROWS: 2 vs. South Dakota (11/7/22)  
FT ATTEMPTS: 2 vs. South Dakota (11/7/22)  
REBOUNDS: 2 vs. South Dakota (11/7/22)  
ASSISTS: 1 vs. South Dakota (11/7/22)  
BLOCKS: --  
STEALS: 1 vs. Green Bay (11/15/22)  
MINUTES: 10 vs. Green Bay (11/15/22)

### CAREER HIGHS

POINTS: 5 vs. South Dakota (11/7/22)  
FIELD GOALS: 1 (3x) MR vs. Green Bay (11/15/22)  
FG ATTEMPTS: 4 vs. Green Bay (11/12/21)  
3-POINT FGS: 1 vs. South Dakota (11/7/22)  
3-POINT FGAS: 2 (2x) MR vs. South Dakota (11/7/22)  
FREE THROWS: 3 vs. Green Bay (11/12/21)  
FT ATTEMPTS: 4 vs. Green Bay (11/12/21)  
REBOUNDS: 4 vs. Green Bay (11/12/21)  
ASSISTS: --  
BLOCKS: --  
STEALS: 1 vs. Green Bay (11/15/22)  
MINUTES: 11 vs. Green Bay (11/12/21)

# 2022-23 OVERALL STATISTICS

Game Records

Record	Overall	Home	Away	Neutral
ALL GAMES	3-0	2-0	0-0	1-0
CONFERENCE	0-0	0-0	0-0	0-0
NON-CONFERENCE	3-0	2-0	0-0	1-0

Score by Periods

Team	1st	2nd	OT	TOT
Wisconsin	102	99	0	201
Opponents	63	91	0	154

Team Box Score

No.	Player				Total		3-Point		F-Throw		Rebounds											
		GP-GS	MIN	AVG	FG-FGA	FG%	3FG-3FGA	3FG%	FT-FTA	FT%	OFF	DEF	TOT	AVG	PF	DQ	A	TO	BLK	STL	PTS	AVG
5	WAHL, Tyler	3-3	83:35	27.9	13-35	.371	1-6	.167	17-22	.773	6	18	24	8.0	8	0	4	9	1	5	44	14.7
23	HEPBURN, Chucky	3-3	87:46	29.3	12-37	.324	4-13	.308	5-7	.714	3	9	12	4.0	6	0	11	5	0	5	33	11.0
22	CROWL, Steven	3-3	86:35	28.9	9-20	.450	4-9	.444	8-12	.667	6	17	23	7.7	5	0	4	5	6	0	30	10.0
2	DAVIS, Jordan	3-3	78:41	26.2	11-24	.458	4-11	.364	4-6	.667	5	7	12	4.0	4	0	1	1	1	3	30	10.0
11	KLESMIT, Max	3-3	83:35	27.9	5-12	.417	4-8	.500	6-8	.750	1	11	12	4.0	7	0	2	2	0	4	20	6.7
3	ESSEGIAN, Connor	3-0	44:53	15.0	5-13	.385	4-7	.571	2-2	1.000	0	4	4	1.3	3	0	1	3	0	1	16	5.3
30	CANDELINO, Ross	1-0	01:12	1.2	2-2	1.000	0-0	.000	0-1	.000	0	0	0	0.0	0	0	0	0	0	0	4	4.0
35	ILVER, Markus	2-0	19:38	9.8	2-4	.500	1-3	.333	2-2	1.000	0	3	3	1.5	1	0	1	1	0	1	7	3.5
14	GILMORE, Carter	3-0	45:03	15.0	4-9	.444	1-1	1.000	0-0	.000	4	5	9	3.0	7	0	2	2	1	4	9	3.0
10	LINDSEY, Isaac	3-0	13:49	4.6	2-5	.400	1-4	.250	0-0	.000	1	2	3	1.0	5	0	1	0	0	0	5	1.7
0	NEATH, Jahcobi	3-0	28:25	9.5	1-4	.250	1-2	.500	0-0	.000	0	1	1	0.3	2	0	1	2	0	1	3	1.0
15	GARD, Isaac	1-0	01:12	1.2	0-0	.000	0-0	.000	0-0	.000	0	0	0	0.0	0	0	0	0	0	0	0	0.0
21	HODGES, Chris	3-0	07:40	2.6	0-1	.000	0-0	.000	0-0	.000	1	0	1	0.3	1	0	0	0	1	0	0	0.0
13	TAPHORN, Justin	1-0	02:47	2.8	0-0	.000	0-0	.000	0-0	.000	0	0	0	0.0	0	0	0	0	0	0	0	0.0
4	MCGEE, Kamari	3-0	15:09	5.1	0-1	.000	0-1	.000	0-0	.000	0	2	2	0.7	4	0	3	2	0	1	0	0.0
Team											4	4	8					1				
Total		3	600		66-167	.395	25-65	.385	44-60	.733	31	83	114	38.0	53	0	31	33	10	25	201	67.0
Opponents		3	600		55-148	.372	5-45	.111	39-63	.619	18	79	97	32.3	58	0	19	35	13	19	154	51.3

Team Statistics

	WISC	OPP
Scoring	201	154
Points per game	67.0	51.3
Scoring margin	+15.7	-
Field goals-att	66-167	55-148
Field goal pct	.395	.372
3 point fg-att	25-65	5-45
3-point FG pct	.385	.111
3-pt FG made per game	8.3	1.7
Free throws-att	44-60	39-63
Free throw pct	.733	.619
F-Throws made per game	14.7	13.0
Rebounds	114	97
Rebounds per game	38.0	32.3
Rebounding margin	+5.7	-
Assists	31	19
Assists per game	10.3	6.3
Turnovers	33	35
Turnovers per game	11.0	11.7
Turnover margin	+0.7	-
Assist/turnover ratio	0.9	0.5
Steals	25	19
Steals per game	8.3	6.3
Blocks	10	13
Blocks per game	3.3	4.3
Winning streak	3	-
Home win streak	2	-
Attendance	28553	0
Home games-Avg/Game	2-14277	0-0
Neutral site-Avg/Game	-	1-17927

Team Results

Date	Opponent		Score	Att.
11/07/2022	South Dakota	W	85-59	14349
11/11/2022	vs Stanford	W	60-50	17927
11/15/2022	Green Bay	W	56-45	14204

GAME-BY-GAME STATISTICS

WISCONSIN

Opponent	Date	Score		FG-FGA	PCT	3FG-3FGA	PCT	FT-FTA	PCT	OFF	DEF	TOT	AVG	PF	A	TO	BLK	STL	PTS	AVG
South Dakota	11/07/2022	85-59	W	28-55	.509	12-26	.462	17-23	.739	7	30	37	37.0	15	14	10	4	8	85	85.0
vs Stanford	11/11/2022	60-50	W	22-59	.373	5-20	.250	11-18	.611	9	23	32	34.5	20	9	9	4	11	60	72.5
Green Bay	11/15/2022	56-45	W	16-53	.302	8-19	.421	16-19	.842	15	30	45	38.0	18	8	14	2	6	56	67.0
Total		201		66-167	.395	25-65	.385	44-60	.733	31	83	114	38.0	53	31	33	10	25	201	67.0
Opponents		154		55-148	.372	5-45	.111	39-63	.619	18	79	97	32.3	58	19	35	13	19	154	51.3

Wisconsin Averages

Games Played	Points/game	FG Pct	3FG Pct	FT Pct	Rebounds/game	Assists/game	Turnovers/game	Assist/Turnover ratio	Steals/game	Blocks/game
3	67.0	39.5	38.5	73.3	38.0	10.3	11.0	0.9	8.3	3.3

## GAME 1: WISCONSIN 85, SOUTH DAKOTA 59

Nov. 7, 2022 • Madison, Wis. • Kohl Center



Official Basketball Box Score - Final  
South Dakota at Wisconsin  
11/07/22 Kohl Center, Madison  
2022-23 Men's Basketball

Game Time: 7:30 PM  
Game Duration: 1:58  
Attendance: 14,349

Officials: Larry Scrotto, Brian Anseliger, Rhett Lamoreaux

South Dakota - 59

Record: 0-1

NO. Name	Min	FG M-A	3P M-A	FT M-A	Rebounds OR DR TOT	Fouls PF FO	TP AS TO	ST	Blocks BS BA	+/-
34 Tasos Kamateros	F 26:29	3-9	0-3	0-0	1 4 5	2 1	6 0 0	1 0 1	-20	
2 Damani Hayes	G 22:53	1-3	0-0	0-0	1 6 7	1 0	2 0 0	0 1 1	-19	
5 Kruz Perrott-Hunt	G 32:45	10-20	0-2	1-1	1 2 3	4 4	21 3 2	2 0 1	-18	
10 A.J. Pitzusweit	G 26:59	2-5	1-2	3-6	1 3 4	4 3	8 1 4	0 0 0	-21	
11 Mason Archambault	G 22:10	1-6	0-3	2-2	0 3 3	3 2	4 0 0	1 0 0	-24	
23 Paul Bruns	21:16	2-6	1-4	5-5	2 3 5	2 2	10 0 2	1 1 0	-18	
13 Mihal Carcoana	08:42	0-0	0-0	0-0	0 1 1	3 0	0 0 1	0 0 0	-8	
55 Jeremiah Coleman	10:32	2-3	0-1	0-2	0 2 2	0 2	4 1 0	0 0 0	-7	
3 Max Burchill	17:04	1-3	0-0	0-1	0 1 1	1 1	2 2 0	0 0 0	-6	
33 Felix Brostrom	09:58	0-1	0-0	0-0	0 0 0	2 0	0 1 0	1 0 0	-3	
22 Keaton Kutcher	01:12	1-1	0-0	0-0	0 0 0	0 0	2 0 0	0 0 0	0	
Team					2 1 3		0	0		
Totals		23-57	2-15	11-17	8 26 34	20 15	59 7 10	5 2 4	-26	

Technical Fouls: NONE

Shooting By Period	1st FG%	2nd FG%	3rd FG%	GMFG%
1st FG%	0-7 0.0%			
2nd FG%		12-26 46.2%		
3rd FG%		2-8 25.0%		
FT%		5-11 45.5%		
GMFG%		23-57 40.4%		
3PT%		2-15 13.3%		
FT%		11-17 64.7%		

Dead Ball Rebounds: 2, 0

Wisconsin - 85

Record: 1-0

NO. Name	Min	FG M-A	3P M-A	FT M-A	Rebounds OR DR TOT	Fouls PF FO	TP AS TO	ST	Blocks BS BA	+/-
5 Tyler Wahl	F 26:58	5-11	0-3	9-10	3 7 10	2 7	19 4 3	2 1 1	24	
22 Steven Crowl	F 24:50	4-8	2-4	2-3	0 3 3	1 2	12 2 1	0 2 0	19	
2 Jordan Davis	G 20:40	3-8	0-2	0-1	1 5 6	1 2	6 0 0	0 0 1	14	
11 Max Klesmit	G 30:39	3-6	2-3	3-4	0 4 4	2 3	11 0 2	1 0 0	24	
23 Chucky Hepburn	G 28:29	5-10	3-5	1-2	0 3 3	2 3	14 3 2	2 0 0	27	
0 Jahcobi Neath	08:44	1-1	1-1	0-0	0 1 1	1 0	3 0 0	0 0 0	5	
14 Carter Gilmore	12:12	1-1	0-0	0-0	2 1 3	0 0	2 1 0	1 0 0	5	
3 Connor Essegian	14:23	2-3	2-3	0-0	0 1 1	2 1	6 1 1	1 0 0	7	
4 Kamari McGee	08:02	0-1	0-1	0-0	0 2 2	2 0	0 2 1	1 0 0	-2	
35 Markus Iver	09:10	1-2	1-2	2-2	0 2 2	0 1	5 1 0	0 0 0	1	
21 Chris Hodges	05:38	0-0	0-0	0-0	0 0 0	0 0	0 0 0	1 0 0	3	
10 Isaac Lindsey	05:04	1-2	1-2	0-0	0 1 1	2 0	3 0 0	0 0 0	2	
13 Justin Taphorn	02:47	0-0	0-0	0-0	0 0 0	0 0	0 0 0	0 0 0	1	
15 Isaac Gard	01:12	0-0	0-0	0-0	0 0 0	0 0	0 0 0	0 0 0	0	
30 Ross Candelino	01:12	2-2	0-0	0-1	0 0 0	0 1	4 0 0	0 0 0	0	
Team					1 0 1		0	0		
Totals		28-55	12-26	17-23	7 30 37	15 20	85 14 10	8 4 2	26	

Technical Fouls: NONE

Biggest lead	SD	UW
0 (1 <sup>st</sup> 20:00)	28 (2 <sup>nd</sup> 0:46)	
Best Scoring Run	7 (1 <sup>st</sup> 12:21)	10 (2 <sup>nd</sup> 7:21)
Lead Changes	0	
Times Tied	0	
Time with Lead	00:00	39:50

Points from Turnovers	SD	UW
Paint	24	26
Second Chance	8	8
Fast Breaks	5	13
Bench	18	23

Period by Period Scoring	1st	2nd	TOT
SD	28	31	59
UW	38	47	85

**NOTES:** Wisconsin won its home opener for the 7th straight season and the 24th time in the last 25 years...UW is 7-0 in home openers under Greg Gard...Tyler Wahl tallied his 5th career double-double...Max Klesmit, Connor Essegian, Kamari McGee, Chris Hodges, Ross Candelino and Isaac Gard made their UW debuts.

## GAME 2: WISCONSIN 60, STANFORD 50

Nov. 11, 2022 • Milwaukee, Wis. • American Family Field



Official Basketball Box Score - Final  
Stanford at Wisconsin  
11/11/22 American Family Field, Milwaukee  
2022-23 Men's Basketball

Game Time: 6:30 PM  
Game Duration: 2:05  
Attendance: 17,927

Officials: Eric Curry, Brian Droney, John Higgins

Stanford - 50

Record: 1-1

NO. Name	Min	FG M-A	3P M-A	FT M-A	Rebounds OR DR TOT	Fouls PF FO	TP AS TO	ST	Blocks BS BA	+/-
22 James Keefe	F 15:44	1-2	0-0	0-0	0 4 4	2 0	2 1 4	1 0 0	-4	
23 Brandon Angel	F 29:59	5-11	1-5	3-4	1 2 3	4 3	14 0 1	0 0 2	-9	
55 Harrison Ingram	F 32:24	2-8	0-2	2-4	2 6 8	2 5	6 1 3	0 2 1	-5	
5 Michael O'Connell	G 28:37	1-5	0-1	1-1	1 4 5	2 1	3 2 1	2 0 0	-10	
13 Michael Jones	G 33:16	3-7	0-2	3-5	1 3 4	2 5	9 1 2	0 2 1	-4	
1 Isa Silva	11:23	1-1	0-0	1-2	0 0 0	4 2	3 0 1	1 0 0	0	
14 Spencer Jones	20:31	3-9	0-5	2-2	1 3 4	2 2	8 1 2	1 4 0	-7	
42 Maxime Raynaud	24:16	1-4	0-1	1-2	0 6 6	1 1	3 0 2	0 1 0	-6	
10 Max Murrell	03:50	0-0	0-0	2-3	0 0 0	1 1	2 0 0	0 0 0	-5	
Team					1 3 4		0	0		
Totals		17-47	1-16	15-23	7 31 38	20 20	50 6 16	5 9 4	-10	

Technical Fouls: Keefe 1<sup>st</sup> 18:35

Shooting By Period	1st FG%	2nd FG%	3rd FG%	GMFG%
1st FG%	7-22 31.8%			
2nd FG%		10-25 40.0%		
3rd FG%		1-7 14.3%		
FT%		9-15 60%		
GMFG%		17-47 36.2%		
3PT%		1-16 6.3%		
FT%		15-23 65.2%		

Dead Ball Rebounds: 6, 0

Wisconsin - 60

Record: 2-0

NO. Name	Min	FG M-A	3P M-A	FT M-A	Rebounds OR DR TOT	Fouls PF FO	TP AS TO	ST	Blocks BS BA	+/-
5 Tyler Wahl	F 32:48	6-13	1-2	4-8	1 4 5	2 6	17 0 2	3 0 2	8	
22 Steven Crowl	F 33:31	2-6	1-4	4-6	2 9 11	4 3	9 2 2	0 3 1	14	
2 Jordan Davis	G 25:02	5-9	1-3	2-3	3 0 3	3 4	13 0 1	1 0 2	12	
11 Max Klesmit	G 16:59	0-1	0-0	0-0	0 3 3	4 0	0 1 0	1 0 0	5	
23 Chucky Hepburn	G 34:58	6-13	0-5	1-1	0 2 2	1 1	11 5 1	3 0 1	12	
3 Connor Essegian	23:01	3-9	2-4	0-0	0 2 2	1 2	8 0 0	0 0 1	5	
0 Jahcobi Neath	15:03	0-3	0-1	0-0	0 0 0	0 1	0 1 2	1 0 0	-2	
14 Carter Gilmore	12:07	1-4	0-0	0-0	0 1 1	3 2	2 0 0	2 1 1	-2	
10 Isaac Lindsey	03:20	0-0	0-0	0-0	0 0 0	1 1	0 0 0	0 0 0	0	
21 Chris Hodges	01:34	0-1	0-0	0-0	1 0 1	0 0	0 0 0	0 0 0	1	
4 Kamari McGee	01:37	0-0	0-0	0-0	0 0 0	1 0	0 0 0	0 0 0	-2	
Team					2 2 4		0	1		
Totals		22-59	5-20	11-18	9 23 32	20 20	60 9 9	11 4 9	10	

Technical Fouls: NONE

Biggest lead	Stan	UW
1 (1 <sup>st</sup> 15:02)	13 (1 <sup>st</sup> 1:08)	
Best Scoring Run	6 (1 <sup>st</sup> 15:02)	8 (1 <sup>st</sup> 1:08)
Lead Changes	6	
Times Tied	3	
Time with Lead	02:17	36:32

Points from Turnovers	Stan	UW
Paint	30	26
Second Chance	10	8
Fast Breaks	2	6
Bench	16	10

Period by Period Scoring	1st	2nd	TOT
Stan	20	30	50
UW	32	28	60

**NOTES:** Wisconsin opened the season 2-0 for the 3rd straight year and the 5th time in the last 6 years...UW improved to 64-57 all-time in the city of Milwaukee... Tyler Wahl scored in double figures in back-to-back games reaching the mark for the 26th time in his career...Steven Crowl set new career highs with 11 rebounds and 3 blocks...Jordan Davis scored a career-high 13 points.

## GAME 3: WISCONSIN 56, GREEN BAY 45

Nov. 15, 2022 • Madison, Wis. • Kohl Center



Official Basketball Box Score - Final  
Green Bay at Wisconsin  
11/15/22 Kohl Center, Madison  
2022-23 Men's Basketball

Game Time: 8:00 PM  
Game Duration: 1:57  
Attendance: 14,204

Officials: Bill B, Lewis Garrison, Rob Kuenenren

Green Bay - 45

Record: 0-3

NO. Name	Min	FG M-A	3P M-A	FT M-A	Rebounds OR DR TOT	Fouls PF FO	TP AS TO	ST	Blocks BS BA	+/-
3 Clarence Cummings III	F 33:29	2-10	0-3	2-4	0 1 1	4 2	6 1 1	2 1 2	-7	
11 Cade Meyer	F 28:00	5-8	0-1	3-4	0 3 3	2 3	13 0 0	1 0 4		
24 Brock Heffner	F 20:59	1-6	0-2	1-2	1 1 2	3 1	3 0 1	0 0 0	-5	
4 Davin Zeigler	G 20:04	0-3	0-1	1-2	0 5 5	3 2	1 2 0	0 0 0	-14	
55 Nate Jenkins	G 24:42	0-1	0-1	0-0	0 4 4	1 1	0 0 1	0 0 0	-5	
1 Randy Tucker	15:10	1-4	0-2	0-0	0 1 1	2 0	2 0 0	0 0 0	-6	
0 Garren Davis	23:00	1-5	0-2	2-4	0 2 2	1 4	2 1 2	0 0 0	-3	
5 Zae Blake	26:22	5-5	2-2	3-5	0 4 4	1 3	15 0 1	4 0 0	-7	
13 Donovan Short	08:14	0-1	0-0	1-2	1 0 1	1 2	1 1 2	0 0 0	-12	
Team					1 1 2		0	0		
Totals		15-44	2-14	13-23	3 22 25	18 18	45 6 9	9 2 2	-11	

Technical Fouls: NONE

Shooting By Period	1st FG%	2nd FG%	3rd FG%	GMFG%
1st FG%	5-24 20.8%			
2nd FG%		10-20 50.0%		
3rd FG%		1-4 25.0%		
FT%		9-15 60%		
GMFG%		15-44 34.1%		
3PT%		2-14 14.3%		
FT%		13-23 56.5%		

Dead Ball Rebounds: 6, 0

Wisconsin - 56

Record: 3-0

Team Stats - 50										
NO. Name	Min	FG M-A	3P M-A	FT M-A	Rebounds OR DR TOT	Fouls PF FO	TP AS TO	ST	Blocks BS BA	+/-
5 Tyler Wahl	F 23:49	2-11	0-1	4-4	2 7 9	4 5 8	0 4 0	0 0 1	6	
22 Steven Crowl	F 28:14	3-6	1-1	2-3	4 5 9	0 3 9	0 2 0	0 1 0	1	
2 Jordan Davis	G 32:59	3-7	3-6	2-2	1 2 3	0 1 11	1 0 2	2 1 0	13	
11 Max Klesmit	G 35:57	2-5	2-4	3-4	1 4 5	1 6 9	1 0 2	0 0 12		
23 Chucky Hepburn	G 24:19	2-14	1-3	3-4	3 4 7	3 2 8	2 0 0	1 0 10		
14 Carter Gilmore	20:44	2-4	1-1	0-0	2 3 5	4 0 5	1 2 1	0 0 12		
35 Markus Iver	10:28	1-2	0-1	0-0	0 1 1	1 1 2	0 1 1	0 0 7		
3 Connor Essegian	07:29	0-1	0-0	2-2	0 0 1	0 0 2	0 2 0	0 0 -1		
0 Jahcobi Neath	04:38	0-0	0-0	0-0	0 0 0	1 0 0	0 0 0	0 0 -2		
4 Kamari McGee	05:30	0-0	0-0	0-0	0 0 0	1 0 0	1 0 0	0 0 -6		
10 Isaac Lindsey	05:25	1-3	0-2	0-0	1 1 2	2 0 2	1 0 0	0 0 4		
21 Chris Hodges	00:28	0-0	0-0	0-0	0 0 0	1 0 0	0 0 0	0 0 -1		
Team					1 2 3		0 0			
Totals		16-53	8-19	16-19	15 30 45	18 18 56	8 14 6	2 2 2	11	



# SPECIAL STATISTICS

Game	Pts off T/O (Wis / Opp)	Pts in Paint (Wis / Opp)	2nd Chance Pts (Wis / Opp)	Fast Break Pts (Wis / Opp)	Bench Pts (Wis / Opp)
11/07/22   SOUTH DAKOTA	8 / 12	26 / 24	8 / 8	13 / 5	23 / 18
11/11/22   vs. Stanford	18 / 10	26 / 30	8 / 10	6 / 2	10 / 16
11/15/22   GREEN BAY	10 / 8	16 / 22	17 / 2	5 / 0	11 / 22
RUNNING TOTAL	36 / 30	68 / 76	33 / 20	24 / 7	44 / 56
PER GAME AVERAGE	12.0 / 10.0	22.7 / 25.3	11.0 / 6.7	8.0 / 2.3	14.7 / 18.7

# TEAM SUPERLATIVES

## WISCONSIN

### HIGH

### LOW

• Points	85	SOUTH DAKOTA (11/7/22)	56	GREEN BAY (11/15/22)
• First-Half Points	38	SOUTH DAKOTA (11/7/22)	32	2x; MR GREEN BAY (11/15/22)
• Second-Half Points	47	SOUTH DAKOTA (11/7/22)	24	GREEN BAY (11/15/22)
• Field Goals Made	28	SOUTH DAKOTA (11/7/22)	16	GREEN BAY (11/15/22)
• Field Goal Attempts	59	vs. Stanford (11/11/22)	53	GREEN BAY (11/15/22)
• Field Goal Percentage	.509 (28-55)	SOUTH DAKOTA (11/7/22)	.302 (16-53)	GREEN BAY (11/15/22)
• 3-Point Field Goals Made	12	SOUTH DAKOTA (11/7/22)	5	vs. Stanford (11/11/22)
• 3-Point Field Goal Attempts	26	SOUTH DAKOTA (11/7/22)	19	GREEN BAY (11/15/22)
• 3-Point Field Goal Pct. (min. 10 att.)	.462 (12-26)	SOUTH DAKOTA (11/7/22)	.250 (5-20)	vs. Stanford (11/11/22)
• Free Throws Made	17	SOUTH DAKOTA (11/7/22)	11	vs. Stanford (11/11/22)
• Free Throw Attempts	23	SOUTH DAKOTA (11/7/22)	18	vs. Stanford (11/11/22)
• Free Throw Pct. (min. 15 att.)	.842 (16-19)	GREEN BAY (11/15/22)	.611 (11-18)	vs. Stanford (11/11/22)
• Offensive Rebounds	15	GREEN BAY (11/15/22)	7	SOUTH DAKOTA (11/7/22)
• Defensive Rebounds	30	2x; MR GREEN BAY (11/15/22)	23	vs. Stanford (11/11/22)
• Total Rebounds	45	GREEN BAY (11/15/22)	32	vs. Stanford (11/11/22)
• Fouls	20	vs. Stanford (11/11/22)	15	SOUTH DAKOTA (11/7/22)
• Assists	14	SOUTH DAKOTA (11/7/22)	8	GREEN BAY (11/15/22)
• Turnovers	14	GREEN BAY (11/15/22)	9	vs. Stanford (11/11/22)
• Steals	11	vs. Stanford (11/11/22)	6	GREEN BAY (11/15/22)
• Blocked Shots	4	2x; MR vs. Stanford (11/11/22)	2	GREEN BAY (11/15/22)

## OPPONENT

### HIGH

### LOW

• Points	59	SOUTH DAKOTA (11/7/22)	45	GREEN BAY (11/15/22)
• First-Half Points	28	SOUTH DAKOTA (11/7/22)	15	GREEN BAY (11/15/22)
• Second-Half Points	31	SOUTH DAKOTA (11/7/22)	30	2x; MR GREEN BAY (11/15/22)
• Field Goals Made	23	SOUTH DAKOTA (11/7/22)	15	GREEN BAY (11/15/22)
• Field Goal Attempts	57	SOUTH DAKOTA (11/7/22)	44	GREEN BAY (11/15/22)
• Field Goal Percentage	.404 (23-57)	SOUTH DAKOTA (11/7/22)	.341 (15-44)	GREEN BAY (11/15/22)
• 3-Point Field Goals Made	2	SOUTH DAKOTA (11/7/22)	1	vs. Stanford (11/11/22)
• 3-Point Field Goal Attempts	16	vs. Stanford (11/11/22)	14	GREEN BAY (11/15/22)
• 3-Point Field Goal Pct. (min. 10 att.)	.133 (2-15)	SOUTH DAKOTA (11/7/22)	.063 (1-16)	vs. Stanford (11/11/22)
• Free Throws Made	15	vs. Stanford (11/11/22)	11	SOUTH DAKOTA (11/7/22)
• Free Throw Attempts	23	2x; MR GREEN BAY (11/15/22)	17	SOUTH DAKOTA (11/7/22)
• Free Throw Pct. (min. 10 att.)	.652 (15-23)	vs. Stanford (11/11/22)	.565 (13-23)	GREEN BAY (11/15/22)
• Offensive Rebounds	8	SOUTH DAKOTA (11/7/22)	3	GREEN BAY (11/15/22)
• Defensive Rebounds	31	vs. Stanford (11/11/22)	22	GREEN BAY (11/15/22)
• Total Rebounds	38	vs. Stanford (11/11/22)	25	GREEN BAY (11/15/22)
• Fouls	20	2x; MR vs. Stanford (11/11/22)	18	GREEN BAY (11/15/22)
• Assists	7	SOUTH DAKOTA (11/7/22)	6	2x; MR GREEN BAY (11/15/22)
• Turnovers	16	vs. Stanford (11/11/22)	9	GREEN BAY (11/15/22)
• Steals	9	GREEN BAY (11/15/22)	5	2x; MR vs. Stanford (11/11/22)
• Blocked Shots	9	vs. Stanford (11/11/22)	2	2x; MR GREEN BAY (11/15/22)

## MISCELLANEOUS

### HIGH

### SECOND-HIGHEST

• UW's Largest Deficit Overcome in Win	2 (2-0, 19:24 1H) GREEN BAY (11/15/22)	1 (11-12, 12:02 1H) vs. Stanford (11/11/22)
• UW's Largest Deficit Overcome in Win (2nd Half/OT)	--	--
• UW's Largest Lead Surrendered in Loss	--	--
• UW's Largest Lead Surrendered in Loss (2nd Half/OT)	--	--
• UW's Largest Halftime Lead	17 GREEN BAY (11/15/22)	12 vs. Stanford (11/11/22)
• UW's Largest Halftime Deficit	--	--
• UW's Largest Lead	28 (83-55, 0:46) SOUTH DAKOTA (11/7/22)	19 (34-15, 19:18 2H) GREEN BAY (11/15/22)
• UW's Largest Deficit	1 (11-12, 12:02 1H) vs. Stanford (11/11/22)	--

# INDIVIDUAL SUPERLATIVES

## WISCONSIN

### HIGH

### SECOND-HIGHEST

• Points	19	Tyler Wahl (SOUTH DAKOTA - 11/7/22)	17	Tyler Wahl (vs. Stanford - 11/11/22)
• First-Half Points	10	Crowl & Hepburn (SOUTH DAKOTA - 11/7/22)	9	Tyler Wahl (vs. Stanford - 11/11/22)
• Second-Half Points	17	Tyler Wahl (SOUTH DAKOTA - 11/7/22)	8	Hepburn & Wahl (vs. Stanford - 11/11/22)
• Field Goals Made	6	Tyler Wahl (vs. Stanford - 11/11/22)	5	3x; MR 2 Badgers (vs. Stanford - 11/11/22)
• Field Goal Attempts	14	Chucky Hepburn (GREEN BAY - 11/15/22)	13	Hepburn & Wahl (vs. Stanford - 11/11/22)
• Field Goal Percentage (min. 5 made)	.556 (5-9)	Jordan Davis (vs. Stanford - 11/11/22)	.500	Hepburn & Wahl (SOUTH DAKOTA - 11/7/22)
• 3-Point Field Goals Made	3	2x; MR Jordan Davis (GREEN BAY - 11/15/22)	2	5x; MR Max Klesmit (GREEN BAY - 11/15/22)
• 3-Point Field Goal Attempts	6	Jordan Davis (GREEN BAY - 11/15/22)	5	2x; MR Hepburn (vs. Stanford - 11/11/22)
• 3-Point Field Goal Pct. (min. 3 made)	.600 (3-5)	Chucky Hepburn (SOUTH DAKOTA - 11/7/22)	.500 (3-6)	Jordan Davis (GREEN BAY - 11/15/22)
• Free Throws Made	9	Tyler Wahl (SOUTH DAKOTA - 11/7/22)	4	3x; MR Wahl (GREEN BAY - 11/15/22)
• Free Throw Attempts	10	Tyler Wahl (SOUTH DAKOTA - 11/7/22)	8	Tyler Wahl (vs. Stanford - 11/11/22)
• Free Throw Pct. (min. 5 made)	.900 (9-10)	Tyler Wahl (SOUTH DAKOTA - 11/7/22)	--	--
• Offensive Rebounds	4	Steven Crowl (GREEN BAY - 11/15/22)	3	3x; MR Hepburn (GREEN BAY - 11/15/22)
• Defensive Rebounds	9	Steven Crowl (vs. Stanford - 11/11/22)	7	2x; MR Wahl (GREEN BAY - 11/15/22)
• Total Rebounds	11	Steven Crowl (vs. Stanford - 11/11/22)	10	Tyler Wahl (SOUTH DAKOTA - 11/7/22)
• Fouls	4	4x; MR Gilmore & Wahl (GREEN BAY - 11/15/22)	3	3x; MR Hepburn (GREEN BAY - 11/15/22)
• Assists	5	Chucky Hepburn (vs. Stanford - 11/11/22)	4	Tyler Wahl (SOUTH DAKOTA - 11/7/22)
• Turnovers	4	Tyler Wahl (GREEN BAY - 11/15/22)	3	Tyler Wahl (SOUTH DAKOTA - 11/7/22)
• Steals	3	Hepburn & Wahl (vs. Stanford - 11/11/22)	2	5x; MR Wahl (GREEN BAY - 11/15/22)
• Blocked Shots	3	Steven Crowl (vs. Stanford - 11/11/22)	2	Steven Crowl (SOUTH DAKOTA - 11/7/22)

## OPPONENT

### HIGH

### SECOND-HIGHEST

• Points	21	Perrott-Hunt (SOUTH DAKOTA - 11/7/22)	15	Zae Blake (GREEN BAY - 11/15/22)
• First-Half Points	17	Perrott-Hunt (SOUTH DAKOTA - 11/7/22)	8	Spencer Jones (vs. Stanford - 11/11/22)
• Second-Half Points	10	2x; MR Blake (GREEN BAY - 11/15/22)	9	Meyer (GREEN BAY - 11/15/22)
• Field Goals Made	10	Perrott-Hunt (SOUTH DAKOTA - 11/7/22)	5	2x; MR Blake (GREEN BAY - 11/15/22)
• Field Goal Attempts	20	Perrott-Hunt (SOUTH DAKOTA - 11/7/22)	11	Brandon Angel (vs. Stanford - 11/11/22)
• Field Goal Percentage (min. 5 made)	1.000 (5-5)	Zae Blake (GREEN BAY - 11/15/22)	.500 (10-20)	Perrott-Hunt (SOUTH DAKOTA - 11/7/22)
• 3-Point Field Goals Made	2	Zae Blake (GREEN BAY - 11/15/22)	1	3x; MR Angel (vs. Stanford - 11/11/22)
• 3-Point Field Goal Attempts	5	Brandon Angel (vs. Stanford - 11/11/22)	4	Bruns (SOUTH DAKOTA - 11/7/22)
• 3-Point Field Goal Pct. (min. 3 made)	--	--	--	--
• Free Throws Made	5	Bruns (SOUTH DAKOTA - 11/7/22)	3	5x; MR Blake & Meyer (GREEN BAY - 11/15/22)
• Free Throw Attempts	6	Plitzuweit (SOUTH DAKOTA - 11/7/22)	5	3x; MR Blake (GREEN BAY - 11/15/22)
• Free Throw Pct. (min. 5 made)	1.000 (5-5)	Bruns (SOUTH DAKOTA - 11/7/22)	--	--
• Offensive Rebounds	2	2x; MR Ingram (vs. Stanford - 11/11/22)	1	10x; MR 2 Players (GREEN BAY - 11/15/22)
• Defensive Rebounds	6	3x; 2 Players (vs. Stanford - 11/11/22)	5	Davin Zeigler (GREEN BAY - 11/15/22)
• Total Rebounds	8	Ingram (vs. Stanford - 11/11/22)	7	Hayes (SOUTH DAKOTA - 11/7/22)
• Fouls	4	4x; MR Cummings III (GREEN BAY - 11/15/22)	3	4x; MR 2 Players (GREEN BAY - 11/15/22)
• Assists	3	Perrott-Hunt (SOUTH DAKOTA - 11/7/22)	2	4x; MR 2 Players (GREEN BAY - 11/15/22)
• Turnovers	4	2x; MR Keefe (vs. Stanford - 11/11/22)	3	2x; MR Meyer (GREEN BAY - 11/15/22)
• Steals	4	Zae Blake (GREEN BAY - 11/15/22)	2	4x; MR 2 Players (GREEN BAY - 11/15/22)
• Blocked Shots	4	Jones (vs. Stanford - 11/11/22)	2	2 Players (vs. Stanford - 11/11/22)

# THE LAST TIME WISCONSIN...

## Wisconsin Team

**UW ranked No. 1 in AP Top 25:** Feb. 21, 2007  
**UW ranked in AP Top 25:** No. 12 (3/6/22)  
**UW ranked in USA Today Coaches Poll:** No. 12 (3/6/22)  
**Played AP No. 1-ranked opponent:** Win vs. Villanova, 65-62 (3/18/17)  
**Defeated AP No. 1-ranked opponent:** Villanova, 65-62 (3/18/17)  
**Played AP No. 2-ranked opponent:** Win vs. Michigan, 64-54 (1/19/19)  
**Defeated opponent ranked 3-10 by AP:** Win vs. No. 8 Purdue, 70-67 (3/1/22)  
**Defeated opponent ranked 11-25 by AP:** Win at No. 17 Michigan State, 70-62 (2/8/22)  
**Defeated AP Top 25 opponent on the road:** Win at No. 17 Michigan State, 70-62 (2/8/22)

## Scoring

**Scored 20 or more points:** 25, Johnny Davis vs. Colgate (3/18/22)  
**Scored 30 or more points:** 30, Johnny Davis at Indiana (2/15/22)  
**Scored 40 or more points:** 43, Frank Kaminsky vs. North Dakota (11/19/13)  
**Two or more Badgers scored 30 points, same game:** Joe Franklin (31) and Chuck Nagle (30) vs. Purdue (3/2/68) — only other time this happened in school history was Jack Brens (31) and Ken Siebel (31) vs. Utah (12/28/62)  
**Two or more Badgers scored 20 points, same game:** Johnny Davis (25) and Brad Davison (22) vs. #14 Michigan St (1/21/22)  
**Three or more Badgers scored 20 points, same game:** Jon Leuer (24), Josh Gasser (21), Jordan Taylor (20), vs. PVAMU (11/14/10)  
**Scored 20 points in one half:** Johnny Davis (27 in 2nd Half) at #3 Purdue (1/3/22)  
**Scored 20 points/two straight games:** Johnny Davis (30 at Indiana, 2/15/22; 25 vs. Michigan, 2/20/22)  
**Scored 20 points/three straight games:** Johnny Davis (26 vs. Iowa, 1/6/22; 37 at #3 Purdue, 1/3/22; 20 vs. Illinois State, 12/29/21)  
**Scored 20 points/four straight games:** Johnny Davis (26 vs. Iowa, 1/6/22; 37 at #3 Purdue, 1/3/22; 20 vs. Illinois State, 12/29/21; 24 at #21 Ohio State, 12/11/21)  
**Scored 20 points/five straight games:** Johnny Davis (26 vs. Iowa, 1/6/22; 37 at #3 Purdue, 1/3/22; 20 vs. Illinois State, 12/29/21; 24 at #21 Ohio State, 12/11/21; 23 vs. Indiana, 12/8/21)  
**Scored 30 points/two straight games:** Michael Finley (30 at Michigan, 1/29/94; 32 vs. Michigan State, 2/2/94)  
**No Badger scored in double figures:** vs. Marquette (12/8/12)  
**One Badger scored in double figures:** 11 Jordan Davis vs. Green Bay (11/15/22)  
**Four players scored in double figures:** Tyler Wahl (19), Chucky Hepburn (14), Steven Crowl (12), Max Klesmit (11) vs. South Dakpta (11/7/22)  
**Five players scored in double figures:** Johnny Davis (25), Steven Crowl (11), Brad Davison (10), Chucky Hepburn (10), and Tyler Wahl (10) vs. Michigan (2/20/22)  
**Six players scored in double figures:** Reuvers (19), Davison (15), Ford (12), King (12), Trice (11) and Pritzl (10) vs. Green Bay (11/21/19)  
**UW Scored 70 or more points:** 85, South Dakota (11/7/22)  
**UW Scored 80 or more points:** 85, South Dakota (11/7/22)  
**UW Scored 90 or more points:** 92, vs. Arkansas-Pine Bluff (11/27/20)  
**UW Scored 100 or more points:** 101, vs. Savannah State (12/13/18)

## Field Goal Shooting

**Shot 90 percent or better (min. 10 att.):** .900 (9-10), Carlton McGee vs. Michigan (2/26/92)  
**UW shot 50 percent or better:** .509, South Dakota (11/7/22)  
**UW shot 60 percent or better:** .603, vs. Houston Baptist (11/17/18)  
**UW shot 70 percent or better:** .744, vs. Army (12/30/79)  
**UW made 30 or more field goals:** 33, vs. Iowa (1/6/22)  
**UW made 40 or more field goals:** 42, vs. Iowa (3/9/94)  
**UW made 50 or more field goals:** Has not happened  
**UW attempted 60 or more field goals:** 62, vs. Colgate (3/18/22)  
**UW attempted 70 or more field goals:** 70, vs. Iowa (2/18/21)  
**UW attempted 80 or more field goals:** 83, vs. Northwestern (1/28/95)  
**UW attempted 100 or more field goals:** 102, vs. South Dakota (12/9/72)

## 3-Point Field Goal Shooting

**Made 5 or more 3-point field goals:** Brad Davison (5-8 3FG) at Nebraska (1/27/22)  
**UW shot 40 percent or better (min. 8 att.):** .421 (8-19) vs. Green Bay (11/15/22)  
**UW shot 50 percent or better (min. 8 att.):** .529 (9-17) at Northwestern (11/18/22)  
**UW shot 60 percent or better (min. 8 att.):** .640 (16-25), vs. Louisville (12/19/20)  
**UW shot 70 percent or better (min. 8 att.):** .727, at Indiana (2/25/10)  
**UW shot 80 percent or better (min. 8 att.):** .889, vs. North Dakota St. (12/10/86)  
**UW shot 90 percent or better (min. 8 att.):** .900, at Illinois (1/25/97)  
**UW made 10 or more 3-point field goals:** 12, South Dakota (11/7/22)  
**UW made 15 or more 3-point field goals:** 16, vs. Louisville (12/19/20)  
**UW attempted 30 or more 3-point field goals:** 31, vs. Illinois (2/27/21)  
**UW attempted 40 or more 3-point field goals:** 40, vs. Temple (12/3/01)

## Double-Double / Triple-Double

**Had a triple-double:** Ethan Happ (13 pts, 12 reb, 11 ast) vs. Northwestern (1/26/19)  
**Had a double-double (Pts/Reb):** Tyler Wahl (19 pts, 10 reb) vs. South Dakota (11/7/22)  
**Had a double-double (Pts/Ast):** Ethan Happ (10 p, 11 r, 12a) vs. Coppin St. (11/6/18)  
**Had a double-double (Ast/Reb):** Ethan Happ (10p, 11r, 12a) vs. Coppin St. (11/6/18)  
**Had a double-double in consecutive games:** Johnny Davis (1/30/21 and 2/2/22)  
**Two with double-double:** Potter (24 p, 13 r) & Davison (11 p, 13 r) at Penn State (1/11/20)

## Free Throw Shooting

**Perfect at the FT line (min. 10 att.):** 10-10, Brad Davison at Indiana (2/15/22)  
**UW shot 80 percent or better (min. 12 att.):** .842 (16-19) vs. Green Bay (11/15/22)  
**UW shot 90 percent or better (min. 12 att.):** .900 (19-21), vs. Green Bay (11/12/21)  
**UW shot 100 percent (min. 12 att.):** 15-15, vs. Nebraska (12/22/20)  
**UW made 20 or more free throws:** 20, vs. Nebraska (3/6/22)  
**UW made 30 or more free throws:** 30, vs. Minnesota (2/13/14)  
**UW made 40 or more free throws:** 40, vs. Minnesota (1/12/53)  
**UW attempted 30 or more free throws:** 32, vs. Illinois State (12/29/21)  
**UW attempted 40 or more free throws:** 42, at Illinois (2/3/13)  
**UW attempted 50 or more free throws:** 50, at Indiana (2/12/62)  
**UW attempted 60 or more free throws:** 61, at Michigan (2/21/53)

## Rebounds

**Had 10+ rebounds:** 11, Steven Crowl vs. Stanford (11/11/22)  
**Had 15+ rebounds:** 15, Johnny Davis vs. Minnesota (1/30/22)  
**Had 20+ rebounds:** 25, Joe Chrnulich vs. St. Mary's (12/2/76)  
**Had 30+ rebounds:** 30, Paul Morrow vs. Purdue (1/3/53)  
**Had 10+ reb. in consecutive games:** Johnny Davis, Two Straight (1/30/21, 2/2/22)  
**UW had 40+ rebounds:** 45, vs. Green Bay (11/15/22)  
**UW had 50+ rebounds:** 50, vs. Green Bay (11/12/21)

## Assists

**Had 10 or more assists:** 11, Ethan Happ vs. Northwestern (1/26/19)  
**Had 15 or more assists:** Has not happened  
**UW had 20 or more assists:** 22, vs. Louisville (12/19/20)  
**UW had 30 or more assists:** 30, vs. Iowa (3/9/94)

## Blocked Shots

**Had 5 or more blocked shots:** 9 Nate Reuvers vs. Eastern Illinois (11/8/19)  
**Had 10 or more blocked shots:** Has not happened  
**UW had 10 or more blocked shots:** 10 vs. Eastern Illinois (11/25/20)  
**UW had 15 or more blocked shots:** Has not happened

## Steals

**Had 5 or more steals:** 5, Tyler Wahl vs. #8 Purdue (3/1/22)  
**Had 10 or more steals:** 10, Mike Kelley vs. Texas (12/7/99)  
**UW had 10 or more steals:** 10, vs. Green Bay (11/12/21)  
**UW had 15 or more steals:** 16, (2x) MR vs. California (12/2/12)

## Turnovers

**UW had 1 or fewer turnovers:** 1, vs. Iowa (1/20/15)  
**UW had 5 or fewer turnovers:** 5, vs. Colgate (3/18/22)  
**UW had 0 turnovers in a half:** 0 in 1H, vs. Arkansas-Pine Bluff (11/27/20)  
**Opponent committed 15 or more turnovers:** 16, vs. Stanford (11/11/22)  
**Opponent committed 20 or more turnovers:** 20, vs. Illinois (2/27/21)

## Overtime

**Won a game in overtime:** 2OT vs. Indiana (80-73), 1/7/21  
**Lost a game in overtime:** vs. Saint Mary's (65-63), 11/5/19  
**Played a 2-overtime game:** win vs. Indiana (80-73), 1/7/21  
**Played a 3-overtime game:** loss vs. Indiana (85-86), 2/16/87  
**Played in consecutive OT games:** (3) vs. Iowa (2/6/13), vs. Mich. (2/9/13), at Minn. (2/14/13)

## Miscellaneous

**Hit a buzzer beater:** vs. Xavier, 3/20/16 (Bronson Koenig hits 3PT in corner, UW 66-63)  
**Won after trailing by at least 10 pts in second half:** 17 vs. Indiana, 12/8/21 (down 42-25, 19:43 remaining - won 64-59)  
**Won after trailing by at least 15 pts in second half:** 17 vs. Indiana, 12/8/21 (down 42-25, 19:43 remaining - won 64-59)  
**UW scored 10 straight points or more:** 11-0 (4:08 1H) vs. Green Bay (11/15/22)  
**UW scored 15 straight points or more:** 16-0 (16:14 - 10:57 2H) vs. Nicholls (12/15/21)  
**UW held opp. scoreless 5:00 or longer:** 10:24 (17:26 - 7:02 1H) vs. Penn State (2/5/22)  
**UW held opp. scoreless for 8:00 or longer:** 10:24 (17:26 - 7:02 1H) vs. Penn State (2/5/22)