



# 2021-22

# MARYLAND MEN'S BASKETBALL



## INSIDE...

Storylines.....	1	Player Bios .....	9-24
Roster.....	1	Game-by-Game.....	25
Schedule.....	1	Miscellaneous Stats.....	26
Broadcast Info .....	1	Team Highs.....	27
Full Roster/Staff.....	2	Individual Highs .....	28
Quick Facts.....	2	The Last Time.....	29
Pronunciations.....	2	Box Scores.....	30
Game Notes .....	2-4	Cume/Conf. Stats.....	31
Danny Manning .....	5-6	Radio/TV Chart.....	32
Staff Bios .....	7-8		

## 2021-22 SCHEDULE

Overall: 8-6 | B1G: 0-3 | Home: 6-3 | Away: 0-2 | Neutral: 2-1

Nov. 9	QUINNIPIAC	W, 83-69	B1G+
Nov. 11	GEORGE WASHINGTON	W, 71-64	B1G Network
Nov. 13	VERMONT	W, 67-56	B1G+
Nov. 17	GEORGE MASON	L, 66-71	B1G Network
Nov. 19	HOFSTRA	W, 69-67	FS1
Nov. 25	vs. Richmond <sup>1</sup>	W, 86-80	CBSSN
Nov. 27	vs. Louisville <sup>1</sup>	L, 55-63	CBSSN
Dec. 1	VIRGINIA TECH <sup>2</sup>	L, 58-62	ESPN2
Dec. 5	NORTHWESTERN *	L, 61-67	B1G Network
Dec. 12	vs. #20 Florida <sup>3</sup>	W, 70-68	B1G Network
Dec. 28	LOYOLA (MD) <sup>4</sup>	Canceled	B1G Network
Dec. 28	LEHIGH	W, 76-55	B1G Network
Dec. 30	BROWN	W, 81-67	B1G Network
Jan. 3	at Iowa *	L, 75-80	B1G Network
Jan. 6	at Illinois *	L, 64-76	ESPN2
Jan. 9	#23 WISCONSIN *	7:30 PM	B1G Network
Jan. 12	at Northwestern *	9:00 PM	B1G Network
Jan. 15	RUTGERS *	2:00 PM	B1G Network
Jan. 18	at Michigan *	7:00 PM	ESPN/ESPN2
Jan. 21	ILLINOIS *	7:00 PM	FS1
Jan. 25	at Rutgers *	7:00 PM	B1G Network
Jan. 29	INDIANA *	2:30 PM	FOX
Feb. 1	#10 MICHIGAN STATE *	7:00 PM	ESPN
Feb. 6	at #13 Ohio State *	1:00 PM	CBS
Feb. 10	IOWA *	7:00 PM	ESPN2
Feb. 13	at #3 Purdue *	1:00 PM	CBS
Feb. 18	at Nebraska *	9:00 PM	B1G Network
Feb. 21	PENN STATE *	7:00 PM	ESPN/ESPN2
Feb. 24	at Indiana *	7:00 PM	FS1
Feb. 27	#13 OHIO STATE *	4:00 PM	CBS
March 2	MINNESOTA *	9:00 PM	B1G Network
March 6	at #10 Michigan State *	4:30 PM	CBS

March 9-13 at Big Ten Tournament (Indianapolis, Ind.)

\* - Big Ten Conference game;

1 - Baha Mar Hoops Bahamas Championships;

2 - Big Ten/ACC Challenge;

3 - Basketball Hall of Fame Invitational at Barclays Center (Brooklyn, NY);

4 - Canceled due to COVID protocols in opponent's program

Big Ten Tournament at Gainbridge Fieldhouse (Indianapolis);

All times Eastern;

Home games played at XFINITY Center (17,950) listed in Bold Caps

## MEN'S BASKETBALL GAME



MARYLAND  
(8-6, 0-3 B1G)  
KENPOM: 63

MARYLAND VS. #23 WISCONSIN

XFINITY CENTER

COLLEGE PARK, MD.

SUN. | JAN. 9 | 7:30 P.M. | **BIG** NETWORK

**B1G Network:** Cory Provus (Play-by-Play), Len Elmore (Analyst)

**Radio:** Johnny Holliday (Play-by-Play), Chris Knoche (Analyst),

Walt Williams (Analyst)

XM: 388



#23 WISCONSIN  
(12-2, 3-1 B1G)  
KENPOM: 29

## STORYLINES

• The Maryland men's basketball team returns to XFINITY Center in College Park for a Sunday evening matchup with No. 23 Wisconsin on Big Ten Network and the Maryland Sports Radio Network. It marks the third of four games in 10 days (three on the road) to re-open the Big Ten slate for the Terrapins.

• Maryland is 3-2 overall at home against Wisconsin since joining the Big Ten in 2014-15. The teams split the season series last year, with both picking up road victories. Then-sophomore **Donta Scott** averaged 12.5 points across the two games.

• All-Big Ten senior guard **Eric Ayala** is averaging 19.2 points over his last five games, shooting 31-of-57 (.544) from the field and .483 from beyond the arc. In the three previous games prior to the recent outburst, Ayala had averaged just 7.0 points on 25-percent shooting.

• Junior guard **Hakim Hart** is averaging 12.6 points and shooting 38-of-65 (.537) from the field over the last seven games. He has reached double-figures in every game during that seven-game span, after reaching the mark just nine times in his first 55 collegiate games. Hart has made 20 consecutive free throws dating back to Dec. 12 against Florida. The program record of 40 is held by the legendary Juan Dixon, who set the mark in 2000-01.

• Hart is also second in the Big Ten in steals/g (1.79). The Terrapins are 7-0 when Hart notches at least two steals in a game this season.

• Junior forward **Donta Scott** is averaging 14.4 points over his last five outings, including a team-high 17 points against Illinois on Thursday evening.

• Graduate guard **Fatts Russell** is the only active player in Division I with more than 1,700 points, 450 assists and 225 steals. Among active Division I players, he currently ranks 7th in free throws made (466), 12th in steals (225), 25th in points (1,769) and 36th in assists (463).

• Maryland is looking to pick up its second ranked victory of the season Sunday night, after already defeating then-No. 20 Florida. Maryland is one of six teams in the country with at least four wins over ranked opponents each of the last three seasons (MSU, Michigan, Purdue, Iowa, Kansas).

## 2021-22 TERRAPINS

No.	Player	Pos	Ht	Wt	Yr	Hometown	PPG	RPG	Notes
0	Marcus Dockery	G	6-2	180	So.	Washington, D.C.	0.5	0.3	Reserve point guard
4	Fatts Russell	G	5-11	165	Gr.	Philadelphia, Pa.	12.5	3.9	Reached 1,700 career pts vs. Northwestern (12/5)
5	Eric Ayala	G	6-5	205	Sr.	Wilmington, Del.	15.3	4.6	Reached 1,200 career pts vs. Illinois (1/6)
10	Julian Reese	F	6-9	230	Fr.	Baltimore, Md.	6.6	4.9	4-star recruit from St. Frances Academy
11	Xavier Green	G	6-6	205	Gr.	Williamsburg, Va.	1.3	2.1	Scored 1,000 pts in career at Old Dominion
12	Pavlo Dziuba	F	6-8	235	So.	Kyiv, Ukraine	0.8	0.8	Transfer from Arizona State
13	Hakim Hart	G	6-8	205	Jr.	Philadelphia, Pa.	9.6	3.7	Six straight games in double-figures
14	Aidan McCool	G	6-3	165	So.	Charleston, S.C.	-	-	Preferred walk-on
15	Simon Wright	F	6-7	225	Gr.	Minneapolis, Minn.	0.9	0.8	Appeared in 110 games at Elon
20	Ike Cornish	G/F	6-6	190	Fr.	Baltimore, Md.	-	-	4-star recruit from Legacy Charter
23	Ian Martinez	G	6-3	185	So.	Heredia, Costa Rica	3.2	2.3	First Costa Rican to play major D-1 college ball
24	Donta Scott	F	6-8	230	Jr.	Philadelphia, Pa.	11.7	7.1	Led team in FG% (.498) and 3FG% (.438) as soph.
31	Arnaud Revaz	F	6-10	230	So.	Sion, Switzerland	0.0	0.0	Appeared in five games as a freshman
32	Brett Karkus	G	6-4	185	Fr.	Hewlett, N.Y.	0.0	0.0	Preferred walk-on
33	Qudus Wahab	F	6-11	240	Jr.	Lagos, Nigeria	9.4	7.0	Transfer from G'Town; 2021 All-Big East Tourn.

## QUICK HITTERS

- Junior **Hakim Hart** ranks second in the Big Ten with 1.79 steals/g. The Terrapins are 7-0 when he has at least two steals in a game.
- The Terrapins are 8-1 when making more free throws than their opponent.
- The Terrapins are 8-3 when **Eric Ayala** makes at least four field goals.
- The Terrapins are 7-3 when **Eric Ayala** and **Fatts Russell** both score 10+ points.
- The Terrapins are 5-1 when **Donta Scott** commits one turnover or less.
- The Terrapins are 5-0 when **Ian Martinez** hits at least one 3-pointer.
- Maryland has won 46 straight games when scoring 80+ points (Last loss: at UNC, 12/1/15)

## MEET DANNY MANNING

- **Danny Manning**, one of the most notable college basketball players in the history of the sport, took over as interim head coach on Dec. 3 when Maryland and Mark Turgeon agreed to mutually part ways.
- Manning has eight years of previous head coaching experience, having coached for two seasons at Tulsa (2012-14) and six at Wake Forest (2014-20).
- Manning was hired by Turgeon in April as an assistant coach after spending 2020-21 as an analyst for ESPN.
- Manning won a pair of NCAA National Championships. He was the NCAA Final Four Most Outstanding Player in 1988 when he led "Danny and the Miracles" to the championship. He was also an assistant coach when the Jayhawks won the title in 2008.
- Manning is Kansas' all-time leading scorer (2,951 pts) and his No. 25 jersey is retired by the program. He was a two-time consensus All-American, and three times earned All-America honors in his career.
- Manning was drafted with the No. 1 overall pick in 1988 by the Los Angeles Clippers.
- Manning played 15 seasons for seven different NBA teams, and is the only player in history to return to action after tearing their ACL on three separate occasions.
- Manning also represented Team USA at the 1988 Olympic Games in Seoul, where he won a bronze medal.

## 2021-22 MARYLAND MEN'S BASKETBALL ROSTER

No.	Player	Pos.	Ht.	Wt.	Cl.	Hometown (High School/Previous School)
0	Marcus Dockery	G	6-2	180	So.	Washington, D.C. (Brewster Academy)
4	Fatts Russell	G	5-11	165	Gr.	Philadelphia, Pa. (Imhotep Charter / Rhode Island)
5	Eric Ayala	G	6-5	205	Sr.	Wilmington, Del. (IMG Academy)
10	Julian Reese	F	6-9	230	Fr.	Baltimore, Md. (St. Frances Academy)
11	Xavier Green	G	6-6	205	Gr.	Williamsburg, Va. (Williamsburg Christian Acad. / ODU)
12	Pavlo Dziuba	F	6-8	235	So.	Kyiv, Ukraine / Basquet / Arizona State
13	Hakim Hart	G	6-8	205	Jr.	Philadelphia, Pa. (Roman Catholic)
14	Aidan McCool	G	6-3	165	So.	Charleston, S.C. (Bishop England HS)
15	Simon Wright	F	6-7	225	Gr.	Minneapolis, Minn. (Hopkins HS / Elon)
20	Ike Cornish	G/F	6-6	190	Fr.	Baltimore, Md. (Legacy Charter HS)
23	Ian Martinez	G	6-3	185	So.	Heredia, Costa Rica (JSerra Catholic / Utah)
24	Donta Scott	F	6-8	230	Jr.	Philadelphia, Pa. (Imhotep Charter)
31	Arnaud Revaz	F	6-10	230	So.	Sion, Switzerland (Bourg-en-Brasse Academie)
32	Brett Karkus	G	6-4	185	Fr.	Hewlett, N.Y. (Berkshire School)
33	Qudus Wahab	F	6-11	240	Jr.	Lagos, Nigeria (Flint Hill (Va.) / Georgetown)
Danny Manning			Interim Head Coach – 1st Year (Kansas '88)			
Matt Brady			Assistant Coach – 5th Year (Sienna '87)			
Bruce Shingler			Assistant Coach – 1st Year (St. Augustine's '05)			
Greg Manning Jr.			Interim Assistant Coach – 4rd Year (Loyola (MD) '08)			
Kyle Tarp			Director of Men's Basketball Performance - 12th Year (UC Davis '06)			

## The BIG TEN

### 2021-22 Big Ten Standings

RK	Team	Conf			Overall			
		W	L	Win%	GB	W	L	Win%
1	Michigan State	4	0	1.000	-	13	2	86.667
2	Illinois	4	0	1.000	-	11	3	78.571
3	Wisconsin	3	1	.750	1	12	2	85.714
4	Ohio State	3	1	.750	1	9	3	75.000
5	Rutgers	2	1	.667	1.5	8	5	61.538
6	Indiana	2	2	.500	2	11	3	78.571
7	Penn State	2	2	.500	2	7	5	58.333
8	Purdue	1	2	.333	2.5	12	2	85.714
9	Minnesota	1	2	.333	2.5	10	2	83.333
10	Northwestern	1	2	.333	2.5	8	4	66.667
11	Michigan	1	2	.333	2.5	7	6	53.846
12	Iowa	1	3	.250	3	11	4	73.333
13	Maryland	0	3	.000	3.5	8	6	57.143
14	Nebraska	0	4	.000	4	6	9	40.000

## QUICK FACTS

<b>Founded:</b> 1856
<b>Enrollment:</b> 38,140
<b>Nickname:</b> Terrapins, Terps
<b>Colors:</b> Red, White, Black and Gold
<b>Arena (Capacity):</b> XFINITY Center (17,950)
<b>Affiliation / Conference:</b> NCAA Division I / Big Ten
<b>President:</b> Dr. Darryll J. Pines (Cal Berkeley '86)
<b>Barry P. Gossett Director of Athletics:</b> Damon Evans (Georgia '92)
<b>Athletic Department Phone:</b> 301-314-7075

## BASKETBALL HISTORY

First Year of Basketball: 1910-11
Overall All-Time Record: 1,610-1,093 (.596) / 102 Years (thru 2020-21)
NCAA Tournament Appearances/Last: 29 / 2021
National Championships: 1 (2002)
NCAA Final Fours: 2 (2001, 2002)
NCAA Elite Eights: 4 (1973, 1975, 2001, 2002)
NCAA Sweet 16: 14 (1958, 1973, 1975, 1980, 1984, 1985, 1994, 1995, 1998, 1999, 2001, 2002, 2003, 2016)
Conference Championships:
Tournament (4) — 1931, 1958, 1984, 2004;
Regular Season (7) — 1932, 1975, 1980, T-1995, 2002, T-2010, T-2020)

## PRONUNCIATIONS

#5 Eric Ayala	"EYE-ah-luh"
#12 Pavlo Dziuba	"PAH-vlo ZOO-buh"
#13 Hakim Hart	"Ha-KEEM"
#24 Donta Scott	"Don-TAY"
#31 Arnaud Revaz	"AR-no REE-vahz"
#33 Qudus Wahab	"kuh-DOOS wuh-HAHB"

## EYES ON AYALA

- Maryland senior **Eric Ayala** surpassed the 1,000-point milestone in the first game of the season against Quinnipiac, becoming the 58th player in program history to do so.
- Ayala currently ranks 35th in program history with 1,208 points, and next looks to pass Steve Sheppard (1,219) and Drew Nicholas (1,221).
- Against Illinois (1/6), Ayala passed Jared Nickens for 9th in program history in 3-pointers made. He currently sits at 181 3-pointers for his career. Steve Blake (1999-03) ranks 8th with 182 and Johnny Rhodes (1992-96) is 6th with 186.
- Prior to the season, Ayala was selected Preseason All-Big Ten and is on the watch lists for the Wooden Award and Jerry West Shooting Guard of the Year Award.

## FATTS FACTS

- Through 14 games, graduate point guard **Fatts Russell** ranks second on the Terps with 12.5 points/g. He earned game MVP honors when he scored 19 points, including 15 in the second half, against No. 20 Florida in the Hall of Fame Invitational at Barclays Center.
- Russell currently ranks 25th among all active Division I players with 1,769 career points, 7th in free throws made (466), 12th in steals (225) and 36th in assists (463).
- Prior to the season, Russell was selected as the No. 19 overall player in the Big Ten by Andy Katz.

## THE JUICE ON QUDUS

- Junior forward **Qudus Wahab** transferred after two seasons at Georgetown and made an immediate impact for the Terrapins, scoring 17+ points in his first two games. He was the first Terrapin to score 17+ in the first two games of their Maryland debut since the legendary Steve Francis in 1998.
- Wahab came to the United States from Lagos, Nigeria, at 15-year-old and has not seen his family since.

## THE FRESHMEN

- The younger brother of Maryland women's basketball star Angel Reese, Baltimore native **Julian Reese** should make an immediate impact off the bench as a backup forward. Reese impressed in his collegiate debut, scoring 11 points and adding seven points and three blocks. His three blocks were the most in a Terrapin debut since Alex Len had three against Albany on Dec. 28, 2011.
- Joining Reese is fellow Baltimore native, **Ike Cornish**, who starred at nearby Dulaney High School before transferring to Legacy Charter (N.C.) to finish his career. Ranked the No. 77 overall player in the class by 247Sports, Cornish will serve as a reserve guard.

## COACHING STAFF CHANGES

- Maryland Athletics and head coach Mark Turgeon announced their decision to mutually part ways after eight games on Dec. 3, 2021. Assistant coach **Danny Manning** was tabbed by Director of Athletics Damon Evans to serve as interim head coach for the remainder of the season.
- Manning needs no introduction as one of college basketball's all-time greatest players, having led Kansas to a pair of Final Fours and the 1988 NCAA Championship. Turgeon was the Jayhawks' point guard in 1987 and was a graduate assistant when Kansas won the title in 1988. Manning was the 1988 college player of the year, a two-time All-American, the No. 1 overall pick in the NBA Draft and a two-time NBA All-Star.
- Assistant coach **Bruce Shingler** also joined the staff in the offseason. He is a Prince George's County native and grew up across the street from campus in the Lakeland Community. He spent the last five seasons at South Carolina, where he helped lead the Gamecocks to the 2017 Final Four.
- Greg Manning Jr., who was named Director of Men's Basketball Operations in April of 2021, was elevated to interim assistant coach following the departure of Turgeon in early December.

## CAREER POINTS

Player	Yrs	Pts
1. Juan Dixon	1998-02	2269
...		
27. Evers Burns	1989-93	1315
28. Jay McMillen	1964-67	1300
29. Joe Smith	1993-95	1290
30. Bob Kessler	1953-56	1266
31. Lee Brawley	1948-52	1243
32. Jim O'Brien	1970-73	1235
33. Drew Nicholas	1999-03	1221
34. Steve Sheppard	1974-77	1219
35. <b>Eric Ayala</b>	2018-pres.	1208
36. Eric Hayes	2006-10	1201

## The Polls

### Associated Press Top 25 - Jan. 3

Rk	Team	Rec.	Pts	Prev.
1	Baylor (61)	13-0	1,525	1
2	Duke	11-1	1,447	2
3	Purdue	12-1	1,376	3
4	Gonzaga	11-2	1,314	4
5	UCLA	8-1	1,287	5
6	Kansas	11-1	1,237	6
7	USC	12-0	1,015	7
8	Arizona	11-1	1,013	9
9	Auburn	12-1	976	11
10	Michigan State	12-2	934	10
11	Iowa State	12-1	896	8
12	Houston	12-2	849	12
13	Ohio State	9-2	819	13
14	Texas	11-2	640	17
15	Alabama	10-3	589	19
16	Providence	13-1	560	21
16	Kentucky	11-2	560	18
18	Tennessee	9-3	519	14
19	Villanova	9-4	437	22
20	Colorado State	10-0	386	20
21	LSU	12-1	371	16
22	Xavier	11-2	270	23
23	Wisconsin	10-2	221	24
24	Seton Hall	9-3	174	15
25	Texas Tech	10-2	142	25

Others receiving votes: Illinois 74, Oklahoma 71, Loyola Chicago 40, Connecticut 39, Georgia 22, West Virginia 6, Iowa 5, Minnesota 3, Davidson 3, San Francisco 3, Creighton 2

### USA Today Coaches Top 25 - Jan. 3

Rk	Team	Rec.	Pts
1	Baylor(32)	13-0	800
2	Duke	11-1	760
3	Purdue	12-1	713
4	Gonzaga	11-2	693
5	UCLA	8-1	657
6	Kansas	11-1	654
7	Arizona	11-1	559
8	USC	12-0	517
9	Auburn	12-1	512
10	Michigan State	12-2	507
11	Iowa State	12-1	450
12	Ohio State	9-2	412
13	Kentucky	11-2	344
14	Houston	12-2	328
15	Villanova	9-4	286
16	Texas	11-2	285
17	Providence	13-1	284
18	Tennessee	9-3	253
19	Colorado State	10-0	229
20	Alabama	10-3	223
21	LSU	12-1	208
22	Seton Hall	9-3	160
23	Wisconsin	10-2	156
24	Xavier	11-2	136
25	Texas Tech	10-2	110

Others receiving votes: Illinois 37, UConn 30, Oklahoma 29, Loyola Chicago 16, Arkansas 15, Minnesota 14, San Francisco 6, BYU 5, Saint Mary's 4, Florida 4, West Virginia 2, Davidson 1, Florida State 1



## CHAMPIONSHIP PEDIGREE

- Maryland is loaded with players who have won championships at the collegiate level:
  - **Qudus Wahab**: 2021 Big East Tournament (Georgetown); All-Tournament Team
  - **Eric Ayala**: 2020 Big Ten Regular Season (Maryland)
  - **Donta Scott**: 2020 Big Ten Regular Season (Maryland)
  - **Hakim Hart**: 2020 Big Ten Regular Season (Maryland)
  - **Xavier Green**: 2019 Conference USA Tournament (Old Dominion); Tournament MVP
  - **Fatts Russell**: 2018 Atlantic 10 Regular Season (Rhode Island)

## VETERAN LEADERSHIP

- The Terrapins feature four players who have appeared in at least 100 career collegiate games: **Xavier Green** (135), **Fatts Russell** (133), **Simon Wright** (119) and **Eric Ayala** (108). Additionally, the Terps feature experienced junior forwards **Donta Scott** (76) and **Qudus Wahab** (72).
- The trio of Russell (1769), Ayala (1208) and Green (1076) are all members of the 1,000-point club.

## GRADUATE PATCHES

- New this season: Three Terrapins will wear "GRADUATE" patches on their uniforms throughout the season as a nod to the degrees they've earned: **Fatts Russell**, **Xavier Green** and **Simon Wright**. Maryland is the only school in the Big Ten that wears "GRADUATE" patches.

## FULLY VACCINATED

- The Maryland men's basketball team and its staff are 100-percent vaccinated.
- The news comes on the heels of the 2020-21 season, when the Terrapins proudly did not have a single COVID pause or student-athlete test positive.

## BIAS ENSRINED IN NATIONAL COLLEGIATE HALL OF FAME

- The late Len Bias was officially inducted into the National Collegiate Basketball Hall of Fame Sunday, Nov. 21, in Kansas City.
- He is the second player in Maryland history to be inducted, joining Tom McMillen (2006). Former coaches Gary Williams (2014) and Lefty Driesell (2007) are also in the collegiate Hall of Fame.
- Few players dominated the ACC like Bias from 1982-86, as he finished his career with 2,149 career points. His accolades include two ACC Player of the Year awards, two All-ACC First Team selections and All-America honors in 1985 and 1986.
- Bias was selected with the No. 2 overall pick in the 1986 NBA Draft by the Boston Celtics, before his tragic passing days later.

## TERPS IN THE PROS

- Aaron Wiggins became the most recent former Maryland player to be selected into the NBA, as he was taken with the 55th overall pick by the Oklahoma City Thunder.
- Wiggins continues an impressive span of draft picks for the Terrapins, which have had seven players drafted in the last six seasons. The mark is tied for the most in the Big Ten during that span with Michigan.
- The Terrapins have five other players currently in the NBA, including Kevin Huerter (Atlanta Hawks), Bruno Fernando (Boston Celtics), Jalen Smith (Phoenix Suns), Jake Layman (Minnesota Timberwolves) and Alex Len (Sacramento Kings).

## MARYLAND RADIO CREW

- Maryland Sports Radio Network play-by-play announcer Johnny Holliday is in his 43rd season of broadcasting Maryland basketball this season.
- Holliday's partners on the call are Chris Knoche, who was the head coach at American (1990-97), and Terrapin legend, Walt "The Wizard" Williams, who averaged 26.8 points as a senior in 1991-92 and went on to play 11 seasons in the NBA.
- in his 23rd season as Maryland's color analyst.
- Holliday has broadcast over 1,500 University of Maryland games during his Hall of Fame career, including 14 bowl games, 10 Sweet 16s, two Final Fours and Maryland's 2002 National Championship.
- Knoche played basketball at American University under HOF coach Gary Williams from 1979-81, and he later coached there from 1990-97 before joining the Maryland Sports Radio Network crew.
- Williams set numerous Maryland records during his playing days from 1988 to 1992, including his incredible streak of seven consecutive 30-point games. He was selected with the seventh pick of the 1992 NBA Draft and would go on to play 11 seasons.

## All-Time Series

### Wisconsin

Maryland trails, 7-11

12-30-1931	A	L	30-32
12-23-32	H	L	13-22
11-29-00	N1	L	(OT) 75-78
3-17-02	N2	W	87-57
12-2-03	H3	W	(OT) 73-67
11-30-04	A4	L	64-69
11-25-09	N5	L	69-78
2-24-15	H	W	59-53
1-9-16	A	W	63-60
2-13-16	H	L	57-70
2-19-17	A	L	60-71
2-4-18	H	W	68-63
3-1-18	N6	L	54-59
1-14-19	H	W	64-60
2-1-19	A	L	61-69
1-14-20	A	L	54-56
12-28-20	A	W	70-64
1-27-21	H	L	55-61

1-ACC/Big Ten Challenge at Milwaukee, Wisc. (Bradley Center); 2-NCAA Tournament at Washington, D.C. (MCI Center); 3-ACC/Big Ten Challenge at College Park, Md. (Comcast Center); 4-ACC/Big Ten Challenge at Madison, Wisc. (Kohl Center); 5-EA Sports Maui Invitational (Lahaina, Hawaii); 6-Big Ten Tournament at New York, Ny.(Madison Square Garden)

### SERIES PROFILE

**Terps at Home:** 4-3  
**Terps at Cole Field House:** 0-0  
**Terps at XFINITY Center:** 4-2  
**Terps on the Road:** 2-5  
**Terps at Neutral Site:** 1-3  
**Terps since 2014-15:** 5-6  
**Last 10 Games:** 4-6  
**Current Streak:** UW Won 1  
**Longest UM Win Streak:** 2  
**Longest WISC Win Streak:** 3  
**Largest Win Margin:** 30 (87-57 on 3/17/2002)  
**Largest Loss Margin:** 13 (57-70 on 2/13/16)  
**Most UM Points Scored:** 87 (87-57 on 3/17/2002)  
**Most WISC Points Scored:** 78 (69-78 on 11/25/2009)

## Season Honors

### #5 Eric Ayala

- 2021 Baha Mar Bahamas All-Tourney Team
- Preseason All-Big Ten
- 2022 West SG of the Year Watch List
- Wooden Award Preseason Watch List

### #24 Donta Scott

- 2022 Malone PF of the Year Watch List

### #33 Qudus Wahab

- 2022 Abdul-Jabbar C of the Year Watch List



## DANNY MANNING - INTERIM HEAD COACH

119-143 (9TH SEASON) / 3-3 (1ST SEASON AT MARYLAND)

One of the most accomplished players in the history of college basketball, Danny Manning was named interim head coach on Dec. 3, 2021 following the resignation of Mark Turgeon. He was originally hired as an assistant coach on April 26, 2021.

Manning most recently spent the last year as an analyst for ESPN, following

six years (2014-20) as head coach of the Wake Forest Demon Deacons and two years (2012-14) as head coach at Tulsa.

As a player, Manning's resume is unrivaled. His list of accomplishments are what young players dream of achieving: NCAA Champion, consensus National Player of the Year, All-American, No. 1 overall NBA Draft Pick, NBA All-Star and College Basketball Hall of Famer. After winning a national title as an assistant coach at Kansas, Manning's years as a head coach included taking two different schools to the NCAA Tournament and winning a conference regular season and tournament title.

During his six seasons at Wake Forest, Manning guided 14 players to play professionally, including NBA players John Collins and Jaylen Hoard. The Demon Deacons had six different players earn All-ACC honors during the Manning era while having six players earn Academic All-ACC accolades.

In 2016-17, Manning helped lead Wake Forest to its first post-season appearance in seven seasons. The Deacs were led by All-American John Collins, who was selected by the Atlanta Hawks with the No. 19 overall selection of the NBA Draft. Following the season, Manning received the Skip Prosser Man of the Year Award, given annually to a coach who had success on the court and shows moral integrity off of it.

Manning came to Wake Forest after spending two seasons as the head coach at the University of Tulsa. He was named the 2013-14 Conference USA Coach of the Year after leading the Golden Hurricane to the conference championship and a berth in the round of 64 of the NCAA Tournament, Tulsa's first appearance since 2003. Manning was also a finalist for two national Coach of the Year awards in 2013-14, including the Jim Phelan Award, given to the nation's top coach, and the Ben Jobe Award, given to the nation's top minority coach.

Prior to taking the reins at Tulsa, Manning spent nine seasons on the staff at Kansas, his alma mater. After retiring from professional basketball in 2003, he began his coaching career as a member of Bill Self's first staff at Kansas. For four seasons, he served as Director of Student-Athlete Development/Team Manager.

Manning was elevated to assistant coach in March 2007 and helped the Jayhawks win the 2008 national title in his first season in his new position. He also helped Kansas advance to the 2012 national title game in his final season in Lawrence.

During his time on staff at Kansas, Manning was a part of one NCAA national title, two Final Fours, five NCAA Elite Eight appearances, eight Big 12 regular season conference titles, five Big 12

tournament championships and 269 career victories. During his five-year tenure as an assistant coach, Kansas went 164-24 (.872) overall.

When he arrived in Winston-Salem, Manning was the first coaching hire in ACC basketball history to come into the job with NCAA championships as a player and as a coach to his name.

In addition to coaching at the collegiate level, Manning has been involved on the international level with USA Basketball. In 2017, he spent the summer as an assistant coach on John Calipari's staff of the U19 National Team. In 2018, he assisted Self with the U18 National Team. He also previously served as a court coach during U18 National Team training camps.

During his playing career, Manning played for eight head coaches now enshrined in Springfield: Larry Brown (Kansas, Los Angeles Clippers), Denny Crum (1987 Pan American Games), Don Nelson (Dallas Mavericks), Lute Olson (1984 USA R. William Jones Cup), Jerry Sloan (Utah Jazz), John Thompson (1988 Olympics), Paul Westhead (Phoenix Suns) and Lenny Wilkens (Atlanta Hawks). As a coach, he has been mentored by Hall of Famers Bill Self at Kansas and John Calipari with the USA U19 National Team.

Manning has coached 15 NBA draft picks, including 10 first-round selections.

Manning recruited two McDonald's High School All-Americans, including 2010 NBA first-round draft pick Xavier Henry. He also coached two Academic All-Americans in Cole Aldrich and Tyrel Reed.

A Jayhawk legend, Manning is Kansas' all-time leading scorer and rebounder, finishing his four-year career with 2,951 points and 1,187 rebounds. The 10th all-time leading scorer in NCAA history, Manning was named a consensus first-team All-American selection in 1987 and 1988, the consensus College Player of the Year in 1988 and a three-time Big Eight Conference Player of the Year (1986, 1987, 1988).

Manning was named the 1988 NCAA Final Four Most Outstanding Player en route to leading the Jayhawks--dubbed "Danny and the Miracles"--to an 83-79 victory over Oklahoma for the 1988 national championship. He was also named the MVP of the NCAA Midwest Regional in 1986 and 1988. Manning's sophomore year in 1986 Kansas finished 35-4 and advanced to the Final Four in Dallas.

Recognized for all of his accomplishments on the court, Manning was inducted into the National Collegiate Basketball Hall of Fame on November 23, 2008.

The No. 1 overall pick in the 1988 NBA Draft by the Los Angeles Clippers, Manning played 15 seasons in the league for seven different professional teams.

Manning won a bronze medal as a member of the 1988 USA Olympic Team in Seoul, South Korea. He also won a silver medal for the U.S. at the 1987 Pan American games in Indianapolis.

Born May 17, 1966, Manning earned his degree in communication from the University of Kansas in 1991. Danny and his wife, Julie, have two children -- daughter Taylor, who played volleyball at Kansas, and son Evan, who played basketball at Kansas and was most recently a graduate assistant in 2020-21 for the National Finalist Gonzaga Bulldogs.

### COACHING HONORS

- C-USA Coach of the Year (2014)
- C-USA Regular Season Champions (2014)
- C-USA Tournament Champions (2014)
- As assistant: NCAA Champion (2008)

### COACHING CAREER

- Maryland (Interim Head Coach), 2021-pres.
- Maryland (Assistant Coach), 2021
- Wake Forest (Head Coach), 2014-20
- Tulsa (Head Coach), 2012-14
- Kansas (Assistant Coach), 2006-12
- Kansas (Team Manager), 2003-06

### PLAYING HONORS

- 2x NBA All-Star (1993, 1994)
- NBA Sixth Man of the Year (1988)
- No. 1 Overall Pick - 1988 NBA Draft
- NCAA Champion (1988)
- NCAA Final Four Most Outstanding Player (1988)
- National College Player of the Year (1988)
- Bronze Medalist - Olympic Games (1988)
- 2x Consensus First Team All-American (1987, 88)
- Consensus Second Team All-American (1986)
- 3x Big Eight Player of the Year (1986-88)
- No. 25 jersey retired by Kansas Jayhawks
- USA Basketball Male Athlete of the Year (1987)
- First Team Parade All-American (1984)
- McDonald's All-American (1984)

### PLAYING CAREER

- University of Kansas, 1984-88
- Los Angeles Clippers, 1988-94
- Atlanta Hawks, 1994
- Phoenix Suns, 1994-99
- Milwaukee Bucks, 1999-00
- Utah Jazz, 2000-01
- Dallas Mavericks, 2001-02
- Detroit Pistons, 2003

### PERSONAL

#### Education:

- University of Kansas '91
- Lawrence High School '84

#### Born:

- May 17, 1966 (Hattiesburg, Miss.)

## MANNING'S COACHING RECORD

Year	School	Overall			Conference			Finish	Postseason
		W	L	Pct.	W	L	Pct.		
2012-13	Tulsa	17	16	.515	8	8	.500	6th	CBI First Round
2013-14	Tulsa	21	13	.618	13	3	.813	T-1st	NCAA First Round (0-1)
2014-15	Wake Forest	13	19	.406	5	13	.278	12th	
2015-16	Wake Forest	11	20	.355	2	16	.111	13th	
2016-17	Wake Forest	19	14	.576	9	9	.500	10th	NCAA First Four (0-1)
2017-18	Wake Forest	11	20	.355	4	14	.222	14th	
2018-19	Wake Forest	11	20	.355	4	14	.222	13th	
2019-20	Wake Forest	13	18	.419	6	20	.300	T-13th	
2021-22	MARYLAND	3	3	.500	0	3	.000		
2 Years	Tulsa	38	29	.567	21	11	.656	--	NCAA 0-1
6 Years	Wake Forest	78	111	.413	30	80	.273	--	NCAA 0-1
1 Years	Maryland	3	3	.500	0	3	.000	--	
9 Years	Overall	119	143	.454	51	94	.352		NCAA 0-2



## MATT BRADY

### ASSISTANT COACH

#### 5TH YEAR AT MARYLAND

#### SIENA '87

Matt Brady was elevated to the role of assistant coach in June of 2018 and has spent the last three seasons in the role. He was previously hired by Turgeon as the director of player personnel on July 10, 2017.

Brady, who has over 30 years of experience as a coach at the Division I level, including 12 as a head coach, came to Maryland after serving as an assistant coach at La Salle the previous season.

In three seasons as an assistant coach, the Terrapins have advanced to two NCAA Tournaments (three if you count the COVID-shortened 2019-20 season) and captured the 2020 Big Ten Championship.

In 2020-21, the Terrapins overcame a 4-9 hole in Big Ten Conference play to advance to the NCAA Tournament Round of 32. Guards Aaron Wiggins, Eric Ayala and Darryl Morsell each earned All-Big Ten selections, with Morsell being named the conference's defensive player of the year. Wiggins was later selected in the NBA Draft by the Oklahoma City Thunder.

In 2019-20, Brady helped lead the Terrapins to the 2020 Big Ten Championship and a 24-7 overall record, before the season was cut short (no postseason) due to the coronavirus pandemic. Brady helped develop All-Big Ten First Teamers Anthony Cowan Jr. and Jalen Smith. Smith was also a unanimous All-American and top-10 draft pick in the NBA Draft. The Terps finished the season ranked No. 12 in the Associated Press poll.

In Brady's first season as an assistant (2018-19), he helped lead the Terps to the Second Round of the NCAA Tournament and a 23-11 overall record despite being the fourth-youngest team in the country according to KenPom.

Prior to La Salle, Brady was the head coach at James Madison for eight seasons, racking up 139 wins, including four seasons with 20 or more victories. In 2013, he led the Dukes to a CAA Championship and an NCAA Tournament bid. He also guided the Dukes to three additional postseason appearances and the 2015 CAA regular season title.

Brady was recognized as State Coach of the Year by the Virginia Sports Information Directors in 2013 following his NCAA Tournament campaign and was also tabbed District 10 Co-Coach of the Year by the National Association of Basketball Coaches.

Brady inherited a JMU program that finished last in the conference in scoring, field goal and three-point percentage in 2007. The following season, Brady had the Dukes atop the conference in all three statistical categories. While at JMU, Brady coached 10 all-CAA players and four all-district honorees. Brady mentored three of the top 10 scorers in program history as well as three of the top 10 three-point shooters.

Prior to leading the program at James Madison, Brady was the head coach at Marist for four seasons from 2004-08 where compiled a 73-50 record with the Red Foxes and improved their win total during each of his first three seasons with the team. Marist set a program record for wins during its 25-9 season in 2006-07 when Brady was the MAAC and New York City-area coach of the year.

A 1987 Siena graduate and a native of Haddon Heights, N.J., Brady was a Division I assistant coach for 17 seasons at Rhode Island (1987-89), Wagner (1989-93) and Saint Joseph's (1993-04).

While Brady was at Saint Joseph's, the Hawks appeared in the NCAA Tournament four times, the NIT three times and won four Big 5 championships and three Atlantic 10 titles. Saint Joseph's was 27-0 during the regular season in 2003-04, earned a No. 1 national ranking and a No. 1 seed for the NCAA Tournament, ultimately reaching the Elite Eight. Brady was involved in recruiting several of the top players in Saint Joseph's history, including 2004 National Player of the Year Jameer Nelson and Delonte West, an honorable mention Associated Press All-America selection.

As a player at Siena, Brady appeared in 114 career games, including 92 as a starter. He completed his career as the program's all-time assists leader (593), and he was inducted into the school's hall of fame in 1993. For his career he accumulated 1,106 points (9.7 points per game) and was a 45.9 percent shooter from the field.

Brady was a standout at Paul VI High School in Haddon (N.J.) Township and was named to the 1980s South Jersey All-Decade Team. He was enshrined in the Camden County Sports Hall of Fame in 2012. Brady and his wife Mary have three sons, Logan - who is a student at Maryland and manager on the team - and twins Cole and Griffin.

## BRADY CAREER

2018-pres. - Assistant Coach, Maryland  
2017-18 - Director of Player Personnel, Maryland  
2016-17 - Assistant Coach, La Salle  
2008-16 - Head Coach, James Madison  
2004-08 - Head Coach, Marist  
1993-04 - Assistant Coach, Saint Joseph's  
1989-93 - Assistant Coach, Wagner  
1987-89 - Assistant Coach, Rhode Island



## BRUCE SHINGLER

### ASSISTANT COACH

#### 1ST YEAR AT MARYLAND

#### ST. AUGUSTINE'S '05

Prince George's County native Bruce Shingler was announced as assistant coach on June 7, 2021.

Shingler most recently spent five seasons as an assistant coach at South Carolina, where he helped lead the Gamecocks to their first ever NCAA Final Four appearance. He grew up just miles from College Park in Bladensburg, Md.

The Gamecocks were poised for another postseason run in 2019-20, however, due to the COVID-19 pandemic, the season ended early. South Carolina had an 18-13 overall record, and another impressive double-figure win total in league play, as the Gamecocks finished 10-8 in SEC action. Those 10 wins marked the fourth time in the last five seasons that the Gamecocks had double-figure wins in the league, amassing 51 SEC wins during the stretch, with only Kentucky (69) and Florida (54) having more during the timeframe.

During the 2016-17 season, the Gamecocks were ranked as high as No. 16 in the AP Poll, and finished the campaign ranked sixth in the final USA Today Coaches Poll.

Prior to his time at Carolina, Shingler spent four seasons as an assistant at Towson (2012-16) where he helped the Tigers set the NCAA Division I record for largest single-season turnaround, going from one win in 2011-12 to 18 in 2012-13. His second season (2013-14) saw the Tigers record 25 wins, their most at the Division I level. The 2015-16 season once again saw the Tigers advance to the postseason, as the team reached 20 wins.

Before Towson, Shingler spent one season as an assistant coach at Morgan State and one season as an administrative assistant under head coach Frank Martin at Kansas State.

Prior to his collegiate coaching career, Shingler coached at his alma mater Bladensburg (Md.) High School, leading them to an 18-5 record in his lone season. He also coached AAU for the DC Assault 17U team, sending over 40 members to Division I institutions in his tenure, including McDonald's All-Americans Michael Beasley, Wally Judge and Quinn Cook.

Shingler earned his bachelors of science degree in communications in 2005 from St. Augustine's College, where he was a three-year starter and Academic All-American.

Shingler and his wife, Lauren, have a son, Giovonni, and two daughters, Brooklyn and Savannah.

## SHINGLER CAREER

2021- pres. - Assistant Coach, Maryland  
2016-20 - Assistant Coach, South Carolina  
2012-16 - Assistant Coach, Towson  
2011-12 - Assistant Coach, Morgan State  
2010-11 - Administrative Assistant, Kansas State





## **GREG MANNING JR.**

### **INTERIM ASSISTANT COACH**

### **4TH YEAR AT MARYLAND**

### **LOYOLA (MD) ('08)**

Greg Manning Jr. was elevated to the role of interim assistant coach following the departure of head coach Mark Turgeon on Dec. 3, 2021. Manning also serves as the program's director of men's basketball operations, a role he obtained in April of 2021. He had previously served as the team's video coordinator for three seasons

from 2018-21.

In three seasons with the Terps, Maryland has advanced to three NCAA Tournaments (including 2019-20 which was cut short due to the pandemic).

In 2019-20, Manning was part of a staff that led Maryland to its first Big Ten Championship since joining the conference and was a lock for the NCAA Tournament before the season was cut short (no postseason) due to the coronavirus pandemic. In Manning's first season, the Terps reached the second round of the NCAA Tournament.

As video coordinator, Manning was charged with coordinating the internal video needs of the program, including advanced scouting, film, edits and recruiting materials.

Prior to Maryland, Manning served as an assistant coach under Jimmy Patsos at Siena beginning in 2013. Manning helped guide the Saints to the program's first MAAC Championship Game appearance in seven years during the 2016-17 campaign. Siena won 13 of its final 19 contests to amass a 17-17 overall record and finish tied for third in the MAAC with a 12-8 league mark.

Manning played a key role in the development of four 1,000-point scorers in Brett Bisping, Lavon Long, Javion Ogunyemi, and Marquis Wright. Siena's decorated senior class, which also included walk-on Jimmy Merrill, combined to finish with 5,787 career points, and the Saints were one of just two Division I programs along with National Champion North Carolina to feature four 1,000-point scorers on their 2016-17 roster.

In 2015-16, Manning helped guide Siena to a 21-13 overall record and third place finish in the conference with a 13-7 league mark as Siena advanced to the MAAC Semifinals. The 21 wins marked the program's most in six years as the Saints posted a 10-win improvement from the previous season, which was tied for the 12th best nationally, and earned the program's second College Basketball Invitational appearance in three years.

In his first season, Manning helped Patsos orchestrate a 12-win improvement which was tied for the second best in all of Division I. Siena won 20 games and earned a berth to the College Basketball Invitational, which the Saints captured by taking the best-of-three series against Fresno State to earn the program's first Division I national postseason tournament championship.

Manning was an integral part of the revival of Loyola basketball under Patsos, a process that began during his playing career from 2004-08. The Greyhounds went 52-40 in Manning's last three years in the Green and Grey after posting just seven victories in the previous two seasons combined.

As a member of the coaching staff, Manning helped complete the transformation as the program took off. The Greyhounds went 47-21 the last two seasons, reaching the NCAA Tournament for the first time in 18 years in 2012, and advancing to the quarterfinals of the CollegeInsider.com Postseason Tournament in 2013.

Manning's Maryland connections run deep, as his father Greg Sr. played four seasons under Lefty Driesell from 1977-81. Manning Sr. remains one of the most prolific shooters in Maryland history, ranking third in career field goal percentage (.583) and second in career free throw percentage (.858). The elder Manning also spent 15 seasons as an analyst for the Maryland Sports Radio Network.

Manning coached an 11-player team of top college players against international competition in Belgium and Germany in the summer of 2012. In the summer of 2014 he again took a team of college all stars that included Siena's Lavon Long and Javion Ogunyemi on a European tour of Belgium, England and France, and in the summer of 2015 he brought a team that included Maryland forward Ivan Bender and Marquis Wright to Croatia.

A native of Alpharetta, Ga., Manning graduated with a bachelor's degree in communications/public relations from Loyola in 2008. He spent the summer following graduation attending camps across the country, including the Eastern Invitational in New Jersey and the camps at the University of Maryland and West Virginia University, before joining the Greyhounds' staff full-time.

## **MANNING JR. CAREER**

2021-pres. - Interim Assistant Coach/Director of Operations, Maryland

2018-21 - Video Coordinator, Maryland

2013-18 - Assistant Coach, Siena

2008-13 - Assistant Coach, Loyola (Md.)



# #0 MARCUS DOCKERY

GUARD • 6-2 • 180 • SO • 1V • WASHINGTON, DC (BREWSTER ACADEMY (N.H.))

## ► 2021-22 Season

- Scored first points of the season vs. Northwestern (12/5).
- Dedicated season to friend and former teammate Terrence Clarke, who he played with at Brewster Academy. Clarke, who was projected to be a first round pick in the NBA Draft, passed away in a car accident following his freshman season at Kentucky. Dockery wears a pendant with Clarke's face on it to honor him.

## ► 2020-21 Season

- Appeared in 14 games as a reserve guard, connecting on 7-of-9 attempts on the season.
- Scored a career-high eight points, knocking down all three shot attempts, vs. #5 Iowa (1/7).
- Dished first career assist vs. La Salle (12/22).
- Scored first collegiate points against Navy (11/27).
- Made collegiate debut against Old Dominion (11/25).

## ► Before Maryland

- Three-star recruit according to 247 Sports
- Rated as the 18th combo guard nationally according to 247 Sports
- Three-star recruit via ESPN
- Rated the No. 6 player in Washington, D.C. via ESPN...three-star recruit via Rivals
- Helped lead nationally renowned Brewster Academy (N.H.) win the 2020 National Prep Championship as a senior
- Played junior season at Bishop O'Connell High School, the alma mater of former Maryland Terrapin Melo Trimble
- Averaged team-best 16 points a game as a junior at Bishop O'Connell
- Played AAU ball for DC Premier.

## ► Personal

- Chose Maryland because of its proximity to home and desire to play in front of friends and family
- Loves watching Stephen Curry
- Models game after fellow left-hander D'Angelo Russell and Damian Lillard, in addition to Patrick Beverley on the defensive end
- Former Terrapin guards Anthony Cowan Jr. and Melo Trimble served as local inspirations growing up in the area
- Wore #0 playing for local AAU team DC Premier and it has also worn by D'Angelo Russell, who he models his game after.

@marcusdockery0 @lul\_marc

## ► DOCKERY '21-22 Game-By-Game

OPPONENT	MIN	FG-A	3FG-A	FT-A	O-D-R	PF	A	TO	S	BLK	TP
QUINNIPIAC	3	0-0	0-0	0-0	0-0-0	1	0	0	0	0	0
GEORGE WASHINGTON	dnp-cd										
VERMONT	dnp-cd										
GEORGE MASON	dnp-cd										
HOFSTRA	dnp-cd										
vs. Richmond	dnp-cd										
vs. Louisville	dnp-cd										
VIRGINIA TECH	dnp-cd										
NORTHWESTERN	9	1-2	0-1	0-0	1-0-1	2	0	1	0	0	2
vs. #20 Florida	1	0-0	0-0	0-0	0-0-0	0	0	0	0	0	0
LEHIGH	3	0-1	0-1	0-0	0-0-0	0	0	0	0	0	0
BROWN	dnp-cd										
at Iowa	dnp-cd										
at Illinois	dnp-cd										
WISCONSIN											
at Northwestern											
RUTGERS											
at Michigan											
ILLINOIS											
at Rutgers											
INDIANA											
MICHIGAN STATE											
at Ohio State											
IOWA											
at Purdue											
at Nebraska											
PENN STATE											
at Indiana											
OHIO STATE											
MINNESOTA											
at Michigan State											

Yr	G-S	Min/g	FG-A/%	3FG-A/%	FT-A/%	Reb/g	A	Stl	Blk	TO	Pt/g
20-21	14-0	3.7	7-9/.778	3-5/.600	2-5/.400	0.3	1	1	0	0	1.4
21-22	4-0	4.0	1-3/.333	0-2/.000	0-0/.000	0.3	0	0	0	1	0.5
<b>Total</b>	<b>18-0</b>	<b>3.7</b>	<b>8-12/.667</b>	<b>3-7/.429</b>	<b>2-5/.400</b>	<b>0.3</b>	<b>1</b>	<b>1</b>	<b>0</b>	<b>1</b>	<b>1.2</b>

## ► DOCKERY Season/Career Highs

SEASON	CAREER HIGHS
POINTS	2 vs. Northwestern (12/5)
REBOUNDS	1 vs. Northwestern (12/5)
FG MADE	1 vs. Northwestern (12/5)
FG ATT.	2 vs. Northwestern (12/5)
3 FG MADE	2 vs. #5 Iowa (1/7/21)
3 FG ATT.	1 (2x), last vs. Lehigh (12/28)
FT MADE	1 (2x), last vs. Nebraska (2/17/21)
FT ATT.	2 (2x), last vs. Nebraska (2/17/21)
ASSISTS	1 vs. La Salle (12/22/20)
BLOCKS	
STEALS	
MINUTES	9 vs. Northwestern (12/5)
	11 vs. Wingate (1/15/21)

## ► DOCKERY Miscellaneous Stats

Category	Season	Career	Last Time
Double-Figure Scoring			
20-plus Points			
10-plus Rebounds			
5-plus Rebounds			
5-plus Assists			
3-plus Steals			
Double-Doubles			





# #4 FATTS RUSSELL

GUARD • 5-11 • 165 • GR • TR • PHILADELPHIA, PA (IMHOTEP CHARTER/RHODE ISLAND)

## ► 2021-22 Season

- The only active player in Division I with 1700 points, 440 assists and 220 steals
- *Rated the No. 19 player in the Big Ten by Andy Katz*
- Posted 18 points and five assists vs. Brown (12/30).
- Scored 19 points, including the go-ahead "and-1" with less than

a minute remaining to claim game MVP honors vs. #20 Florida (12/12).

- Surpassed 1,700 career points vs. Northwestern (12/5).
- Notched 15 points and six assists vs. Richmond (11/25).
- Scored 22 points in win vs. Vermont (11/13).
- Posted 15 points and hit dagger 3-pointer vs. George Washington (11/11).
- Added 13 pounds in the offseason.

## ► Career at Rhode Island

- All-time leader - Career steals (213)
- 6th - Career assists (411)
- 13th - Career points (1594)
- Earned undergrad degree in Human Development; currently pursuing second degree in African American studies at Maryland

## ► 2020-21 Season (Rhode Island)

- 2020 2K Empire Cassic All-Tournament Team
- Started 22 of the 23 games he played; led team with 14.7 points per game
- Also averaged 4.5 rebounds, 4.5 assists and 1.9 steals/g
- Scored a season-high 27 points and had five assists at Duquesne. His second assist made him the fourth player in team history with 1,500 points and 400 assists (2/27)
- Became Rhode Island's all-time leader in steals with four against Dayton, ending the game with 210; also scored 20 points and had seven assists (2/18)

## ► 2019-20 Season (Rhode Island)

- 2019-20 Atlantic 10 First Team All-Conference
- 2019-20 Atlantic 10 All-Defensive Team
- 2019-20 USBWA Distric I Player of the Year
- Atlantic 10 Player of the Week (11/25/19)
- Appeared in all 30 games (29 starts) averaging 18.8 points, 4.6 assists, 3.4 rebounds and 2.87 steals (2nd in the country) per game
- Had 17 points, six assists and a program-record eight steals against Saint Louis (3/1)
- Scored his 1,000th career point and had 25 overall at Saint Joseph's (1/15)
- Scored 32 points to go with five assists and five steals at West Virginia (12/1)

## ► 2018-19 Season (Rhode Island)

- CBS Sports National Payer of the Week & Atlantic 10 Player of the Week (3/11/19)
- Started all 32 games in which he played, averaging 14.2 points and 2.7 rebounds
- Set a Rhode Island record for points in a road game when he scored 41 at Saint Joseph's in an 86-85 overtime win

## ► 2017-18 Season (Rhode Island)

- Atlantic 10 Rookie of the Week (12/4/17)
- Appeared off the bench in all 34 games, averaging 18.0 mins and 7.0 points/g

## ► Notables

- Name is Daron (pronounced duh-ron) "Fatts" Russell; nickname was given to him by his mother when he was a baby because he was so chubby.
- Son of Terri Sutton and stepson of Tahar Sutton
- Has two brothers, DeWayne (played collegiately at Grand Canyon) and Dejuan, and one sister, Taahira
- Finished career as Imhotep Charter's all-time leader in points (1,813), assists, and steals
- As a senior (alongside current teammate Donta Scott), helped lead the Panthers to the Philadelphia Public League and City titles before capturing the PIAA 4A State Championship, scoring a team-high 25 points in the victory over Strong Vincent
- Starting point guard for head coach Andre Noble's squad that finished the 2016-17 season with a 31-2 record ... team was ranked No. 3 by MaxPreps and No. 5 by USA Today.
- Earned Philadelphia Public League and Pennsylvania Class 4A Player of the Year honors
- Honorable Mention All-America selection by MaxPreps
- A first team All-State selection as a junior.

## ► RUSSELL '21-22 Game-By-Game

OPPONENT	MIN	FG-A	3FG-A	FT-A	O-D-R	PF	A	TO	S	BLK	TP
QUINNIPIAC*	26	5-9	0-0	2-2	0-2-2	2	4	2	0	0	12
GEORGE WASHINGTON*	28	4-10	1-1	6-7	3-3-6	3	1	2	2	1	15
VERMONT*	32	7-16	2-8	6-9	0-5-5	2	2	1	0	0	22
GEORGE MASON*	30	1-7	0-3	0-2	0-0-0	2	6	2	0	0	2
HOFSTRA*	34	3-8	0-0	7-10	0-5-5	0	4	4	1	0	13
vs. Richmond*	29	5-10	1-5	4-6	1-3-4	3	6	5	2	0	15
vs. Louisville*	33	4-11	0-0	3-4	0-6-6	4	2	1	2	0	11
VIRGINIA TECH*	38	2-10	0-3	4-4	1-4-5	2	3	2	0	0	8
NORTHWESTERN*	31	3-12	2-3	3-4	0-4-4	4	5	1	1	0	11
vs. #20 Florida*	37	7-13	3-3	2-3	1-2-3	3	2	5	1	1	19
LEHIGH*	23	1-4	0-1	0-0	0-5-5	1	3	2	1	0	2
BROWN*	29	6-9	1-2	5-5	1-2-3	2	5	2	1	0	18
at Iowa*	37	7-15	2-6	0-0	0-4-4	4	4	3	0	0	16
at Illinois*	35	4-11	0-2	3-6	0-2-2	0	5	2	1	0	11

WISCONSIN

at Northwestern

RUTGERS

at Michigan

ILLINOIS

at Rutgers

INDIANA

MICHIGAN STATE

at Ohio State

IOWA

at Purdue

at Nebraska

PENN STATE

at Indiana

OHIO STATE

MINNESOTA

at Michigan State

Yr	G-S	Min/g	FG-A/%	3FG-A/%	FT-A/%	Reb/g	A	Stl	Blk	TO	Pt/g
17-18*	34-0	17.9	82-233/.352	39-131/.298	34-42/.810	1.6	53	27	1	27	7.0
18-19*	32-32	34.1	149-441/.338	40-179/.223	115-156/.737	2.7	117	56	10	74	14.2
19-20*	30-29	35.7	180-464/.388	60-168/.357	145-176/.824	3.4	138	86	6	66	18.8
20-21*	23-22	33.2	94-279/.337	24-102/.235	127-159/.799	4.5	103	44	3	54	14.7
21-22	14-14	31.4	59-145/.407	12-37/.324	45-62/.726	3.9	52	12	2	34	12.5
<b>Total</b>	<b>133-97</b>	<b>29.9</b>	<b>564-1562/.361</b>	<b>175-617/.284</b>	<b>466-595/.783</b>	<b>3.0</b>	<b>463</b>	<b>225</b>	<b>22</b>	<b>255</b>	<b>13.3</b>

\*at Rhode Island

## ► RUSSELL Season/Career Highs

	21-22 SEASON	CAREER HIGHS
POINTS	22 vs. Vermont (11/13)	41 at St. Joseph's (3/5/19)
REBOUNDS	6 (2x), last vs. Louisville (11/27)	9 (3x), last vs. Dayton (3/4/21)
FG MADE	7 (3x), last at Iowa (1/3)	14 at West Virginia (12/1/19)
FG ATT.	16 vs. Vermont (11/13)	25 at West Virginia (12/1/19)
3 FG MADE	3 vs. #20 Florida (12/12)	7 at St. Joseph's (3/5/19)
3 FG ATT.	8 vs. Vermont (11/13)	13 at St. Joseph's (3/5/19)
FT MADE	7 vs. Hofstra (11/19)	16 vs. VCU (1/31/20)
FT ATT.	10 vs. Hofstra (11/19)	18 vs. VCU (1/31/20)
ASSISTS	6 (2x), last vs. Richmond (11/25)	10 (2x), last at GW (2/21/21)
BLOCKS	1 (2x), last vs. #20 Florida (12/12)	2 (2x), last vs. Middle Tenn. (12/30/18)
STEALS	2 (3x), last vs. Louisville (11/27)	8 vs. Saint Louis (3/1/20)
MINUTES	38 vs. Virginia Tech (12/1)	45 vs. Dayton (2/16/21)

## ► RUSSELL Miscellaneous Stats

Category	Season	Career	Last Time
Double-Figure Scoring	11	87	11 at Illinois (1/6/22)
20-plus Points	1	32	22 vs. Vermont (11/13/21)
30-plus Points	0	3	1/31/20 vs. VCU (1/31/21)
10-plus Rebounds	0	0	
5-plus Rebounds	6	31	5 vs. Lehigh (12/28/21)
5-plus Assists	5	43	5 at Illinois (1/6/22)
10-plus Assists	0	2	10 at GW (2/21/21)
3-plus Steals	0	33	4 vs. Dayton (2/16/21)
Double-Doubles	0	2	14 pts/10 asts at GW (2/21/21)





## #5 ERIC AYALA

GUARD • 6-5 • 205 • SR • 3V • WILMINGTON, DE (IMG ACADEMY (FLA.))

### ► Maryland Ranks

- 9th - Career 3-pointers made (181)
- 23rd - Career minutes (3,298)
- 35th - Career points (1,208)

### ► 2021-22 Season

- **Baha Mar Bahamas Championship All-Tournament Team**
- **Preseason All-Big Ten**
- **John Wooden Award Preseason Watch List**
- **2022 Jerry West SG of the Year Preseason Watch list**
- **Rated the No. 18 player in the country by FOX Sports**
- **Rated the No. 22 player in the country by CBS Sports**
- Averaging 19.2 points (.544 FG/.483 3FG) over last five games.
- Notched 22 points and eight rebounds vs. Brown (12/30).
- Scored 20 points on 8-of-13 shooting vs. Lehigh (12/28).
- Scored 19 points in win vs. #20 Florida (12/12).
- Posted 20 points, nine rebounds and five assists vs. Richmond (11/25).
- With score tied 67-67, blocked Hofstra's (11/19) game-winning 3-pt attempt.
- Scored 22 points in win vs. Vermont (11/13).
- Scored 1,000th career point in season debut vs. Quinnipiac (11/9).

### ► 2020-21 Season

- **Honorable Mention All-Big Ten**
- **USBWA All-District (District III)**
- Appeared in 29 games (28 starts), leading the team with 15.1 points/g and averaging 4.3 rebounds and 2.2 assists.
- Averaged 19.0 pts and 6.3 rebs in the final four games of the season (all postseason).
- Ranked third in Big Ten in free throw percentage (.831)
- Poured in 23 points vs. UConn (3/20) in NCAA first round victory.
- Scored 21 points vs. Michigan State (3/11) in Big Ten Tournament second round.
- Posted 22 points against Michigan State (2/28) on a perfect 13-for-13 from the free throw line. It was the best Maryland single-game free throw percentage since Len Bias in 1986.

### ► 2019-20 Season

- Appeared in all 30 games, making 20 starts, in season cut short (no postseason) due to Covid-19.
- Helped Maryland win 2020 Big Ten Championship.
- Ranked second on team in assists (2.5), while also averaging 8.5 pts and 2.9 rebs.
- Posted season-high 19 points and career-high seven rebounds vs. #25 Michigan (3/8).
- Had season-high 16 points, including 4 3-pointers, vs. Nebraska (2/11), and five assists.

### ► 2018-19 Season

- Started 33 consecutive games after coming off the bench in the season-opener.
- Averaged 29.0 mins/g, the 3rd-most on the team.
- Ranked second on the team in assists (2.1/g) and fourth in points (8.6g).
- Hit the 5th-most 3-pointers in Maryland freshman history (52).
- Posted 12 points and five rebounds in NCAA Tournament debut vs. Belmont (3/21).
- Notched 18 points on 7-of-11 shooting, including 4-of-5 from beyond the arc at #24 Wisconsin (2/1)

### ► Before Maryland

- Consensus four star recruit
- Played AAU with Team WeR1
- Rated #76 recruit in the country, #7 combo guard nationally and #10 recruit in the state of Florida via 247
- Rated #81 nationally via Scout, #7 combo guard in the country via Scout and #2 recruit in the state of Florida via Scout
- Rated #91 in the ESPN 100, #22 PG nationally via ESPN, #21 recruit in the East and #1 in the state of Florida via ESPN
- Averaged 14.2 PPG and 6.3 rebounds/game with WeR1.

### ► Personal

- Watches LeBron James press conferences to improve public speaking.
- Non-sports hero is his mother, Brandy
- Credits ability to finish at rim to when he played forward/center as a kid due to his height.
- Major is family science.
- Name pronounced "EYE-ah-la."

### ► AYALA '21-22 Game-By-Game

OPPONENT	MIN	FG-A	3FG-A	FT-A	O-D-R	PF	A	TO	S	BLK	TP
QUINNIPIAC*	27	4-12	3-7	2-4	0-8-8	0	2	0	1	0	13
GEORGE WASHINGTON*	33	5-15	0-5	1-3	0-3-3	1	2	5	0	0	11
VERMONT*	37	7-18	2-8	6-6	0-2-2	3	2	2	0	0	22
GEORGE MASON*	35	6-17	5-12	0-0	1-3-4	1	4	1	1	0	17
HOFSTRA*	35	5-17	2-9	2-2	0-5-5	0	2	0	0	1	14
vs. Richmond*	35	7-13	3-8	3-5	0-9-9	2	5	3	1	0	20
vs. Louisville*	29	3-7	1-3	2-5	0-2-2	4	1	2	2	0	9
VIRGINIA TECH*	32	1-9	0-3	0-0	0-4-4	0	2	3	0	0	2
NORTHWESTERN*	36	2-12	2-6	4-4	0-5-5	1	4	6	1	0	10
vs. #20 Florida*	37	6-11	3-5	4-5	1-4-5	2	1	3	1	1	19
LEHIGH*	27	8-13	3-6	1-1	2-0-2	1	0	3	2	0	20
BROWN*	38	7-15	0-4	8-12	0-8-8	2	1	1	2	1	22
at Iowa*	37	5-11	5-9	4-7	0-6-6	2	3	0	0	1	19
at Illinois*	36	5-7	3-5	3-7	0-2-2	0	3	1	0	0	16

WISCONSIN

at Northwestern

RUTGERS

at Michigan

ILLINOIS

at Rutgers

INDIANA

MICHIGAN STATE

at Ohio State

IOWA

at Purdue

at Nebraska

PENN STATE

at Indiana

OHIO STATE

MINNESOTA

at Michigan State

Yr	G-S	Min/g	FG-A/%	3FG-A/%	FT-A/%	Reb/g	A	Stl	Blk	TO	Pt/g
18-19	34-33	29.0	96-223/.430	52-128/.406	48-62/.774	2.9	72	10	10	55	8.7
19-20	31-20	27.8	87-243/.358	40-146/.274	50-69/.725	2.9	77	12	2	46	8.5
20-21	29-28	33.6	139-318/.437	57-169/.337	103-124/.831	4.3	63	34	4	48	15.1
21-22	14-14	33.9	71-177/.401	32-91/.352	40-61/.656	4.6	32	11	4	30	15.3
<b>Total</b>	<b>108-95</b>	<b>30.5</b>	<b>393-961/.409</b>	<b>181-534/.339</b>	<b>241-316/.763</b>	<b>3.5</b>	<b>244</b>	<b>67</b>	<b>20</b>	<b>179</b>	<b>11.2</b>

### ► AYALA Season/Career Highs

	SEASON	CAREER HIGHS
POINTS	22 (2x), last vs. Brown (12/30)	24 vs. Nebraska (2/17/21)
REBOUNDS	9 vs. Richmond (11/25)	9 (2x), last vs. Richmond (11/25/21)
FG MADE	8 vs. Lehigh (12/28)	8 (4x), last vs. Lehigh (12/28/21)
FG ATT.	18 vs. Vermont (11/13)	18 vs. Vermont (11/13/21)
3 FG MADE	5 (2x), last at Iowa (1/3)	5 (3x), last at Iowa (1/3/22)
3 FG ATT.	12 vs. George Mason (11/17)	12 vs. George Mason (11/17/21)
FT MADE	8 vs. Brown (12/30)	13 (2x), last vs. Michigan State (2/28/21)
FT ATT.	12 vs. Brown (12/30)	15 vs. La Salle (12/22/20)
ASSISTS	5 vs. Richmond (11/25)	7 vs. Loyola MD (12/11/18)
BLOCKS	1 (4x), last at Iowa (1/3)	2 (2x), last vs. #12 Purdue (2/12/19)
STEALS	2 (3x), last vs. Brown (12/30)	3 (3x), last vs. UConn (3/20/21)
MINUTES	38 vs. Brown (12/30)	39 (3x), last at Rutgers (2/21/21)

### ► AYALA Miscellaneous Stats

Category	Season	Career	Last Time
20-plus Points	4	12	22 vs. Brown (12/30/21)
Double-Figure Scoring	12	63	16 at Illinois (1/6/22)
5-plus Rebounds	7	32	6 at Iowa (1/3/22)
5-plus Assists	1	12	5 vs. Richmond (11/25/21)
3-plus Steals	0	3	3 vs. UConn (3/20/21)
Double-Doubles	0	0	



@EA\_Glo



@EA\_Glo



# #10 JULIAN REESE

FORWARD • 6-9 • 230 • FR • HS • BALTIMORE, MD (ST. FRANCES ACADEMY)

## ► 2021-22 Season

- Matched career-high with 12 points vs. Lehigh (12/28).
- Posted career-highs in rebounds (8) and blocks (4) vs. Virginia Tech (12/1).
- Notched 10 points, six rebounds and three assists vs. Hofstra (11/19).
- Scored 12 points (4-4 FG) vs. George Mason (11/17).
- Posted 11 points, seven rebounds and three blocks in collegiate debut vs. Quinnipiac (11/9). It was the most blocks in a Terrapin debut since Alex Len posted three against Albany on 12/28/11.

## ► Before Maryland

- A consensus four-star recruit across all national recruiting outlets
- Ranked the 44th overall player, 10th at his position and No. 1 in the state of Maryland by 247Sports
- Ranked the 49th overall player and 15th at his position via ESPN
- As a senior in shortened Covid season, helped lead St. Frances to 15-1 record and Baltimore Catholic League championship game appearance
- Team finished with an overall record of 38-4 as a junior, winning the Baltimore Catholic League Championship
- Averaged 10.6 points, 6.7 rebounds and 3.5 blocks per game as a junior
- Received BCL Defensive Player of the Year honors
- Honorable Mention All-BCL honors
- AAU teammate with Maryland teammate Ike Cornish.

## ► Personal

- Son of Angel Reese
- Older sister, also named Angel, is currently a sophomore on the Maryland women's basketball team and was the No. 2 overall recruit in the Class of 2020
- Wears the same number (10) as his sister, Angel.
- Nickname is "JuJu"
- Major is undeclared.

## ► REESE '21-22 Game-By-Game

OPPONENT	MIN	FG-A	3FG-A	FT-A	O-D-R	PF	A	TO	S	BLK	TP
QUINNIPAC	19	5-7	0-0	1-2	4-3-7	0	0	2	1	3	11
GEORGE WASHINGTON	17	2-9	0-1	2-2	3-2-5	2	0	2	0	0	6
VERMONT	20	1-3	0-0	5-6	2-1-3	2	2	0	0	1	7
GEORGE MASON	24	4-4	1-1	3-4	1-2-3	0	0	3	0	1	12
HOFSTRA	19	5-8	0-1	0-0	6-0-6	3	3	3	0	2	10
vs. Richmond	17	1-3	0-0	0-0	2-4-6	2	0	4	0	1	2
vs. Louisville	16	1-4	0-1	5-5	0-1-1	1	1	1	0	1	7
VIRGINIA TECH	14	3-7	0-1	1-1	5-3-8	2	0	0	1	4	7
NORTHWESTERN	12	1-6	0-0	2-2	4-1-5	2	0	1	0	0	4
vs. #20 Florida	19	2-5	0-0	2-2	1-4-5	4	0	1	0	0	6
LEHIGH	21	3-8	1-1	5-6	3-3-6	2	0	2	1	2	12
BROWN	11	0-2	0-0	0-0	1-1-2	5	1	1	0	1	0
at Iowa	13	2-5	0-1	0-0	3-2-5	4	0	0	2	0	4
at Illinois	20	2-8	0-1	0-0	3-3-6	5	0	1	3	1	4
WISCONSIN											
at Northwestern											
RUTGERS											
at Michigan											
ILLINOIS											
at Rutgers											
INDIANA											
MICHIGAN STATE											
at Ohio State											
IOWA											
at Purdue											
at Nebraska											
PENN STATE											
at Indiana											
OHIO STATE											
MINNESOTA											
at Michigan State											

Yr	G-S	Min/g	FG-A/%	3FG-A/%	FT-A/%	Reb/g	A	Stl	Blk	TO	Pt/g
21-22	14-0	17.8	32-79/.405	2-8/.250	26-30/.867	4.9	7	8	17	21	6.6
Total	14-0	17.8	32-79/.405	2-8/.250	26-30/.867	4.9	7	8	17	21	6.6

## ► REESE Season/Career Highs

	SEASON/CAREER HIGHS
POINTS	12 (2x), last vs. Lehigh (11/28/21)
REBOUNDS	8 vs. Virginia Tech (12/1/21)
FG MADE	5 (2x), last vs. Hofstra (11/19/21)
FG ATT.	9 vs. George Washington (11/11/21)
3 FG MADE	1 (2x), last vs. Lehigh (12/28/21)
3 FG ATT.	1 (8x), last at Illinois (1/6/22)
FT MADE	5 (3x), last vs. Lehigh (12/28/21)
FT ATT.	6 (2x), last vs. Lehigh (12/28/21)
ASSISTS	3 vs. Hofstra (11/19/21)
BLOCKS	4 vs. Virginia Tech (12/1/21)
STEALS	3 at Illinois (1/6/22)
MINUTES	24 vs. George Mason (11/17/21)

## ► REESE Miscellaneous Stats

Category	Season/Career	Last Time
Double-Figure Scoring	4	12 vs. Lehigh (12/28/21)
20-plus Points		
10-plus Rebounds		
5-plus Rebounds	9	6 at Illinois (1/6/22)
3-plus Blocks	2	4 vs. Virginia Tech (12/1/21)
3-plus Assists	1	3 vs. Hofstra (11/19/21)
3-plus Steals	1	3 at Illinois (1/6/22)
Double-Doubles		



# #11 XAVIER GREEN

GUARD • 6-6 • 205 • GR • TR • WILLIAMSBURG, VA (WILLIAMSBURG ACAD. / ODU)

## ► 2021-22 Season

- Lock-down perimeter defender.
- Posted two points and four rebounds in Maryland debut vs. Quinnipiac (11/9).
- Transferred to Maryland in July of 2021.
- Put on 20 pounds since arrival on campus.

## ► Career at Old Dominion

- Appeared in 121 games, making 90 starts ... started every game since start of sophomore season (2018-19), averaging 33.3 minutes/g during span.
- Totaled 1055 career points, 422 rebounds and 266 assists.
- Helped lead ODU to NCAA Tournament in 2018-19, its first appearance since 2010-11.
- Earned undergraduate degree in leadership.

## ► 2020-21 Season (Old Dominion)

- Started all 23 contests and led team with a 34.1 minutes per game average
- Eclipsed 1,000 career points during the season
- Averaged 6.7 points and was the second highest for assists on the team with a total of 59
- Within Conference USA, ranked 5th in minutes played per contest
- Scored a season high 16 points at UAB and hauled down a season high eight rebounds against Charlotte
- Dished out a career high eight assists against Virginia Wesleyan.

## ► 2019-20 Season (Old Dominion)

- **Conference USA Player of the Week (11/11/19)**
- Ranked 31st nationally and third in the league for minutes played (1,151), while his 36.0 minutes per game ranked 53rd in the NCAA and third in the C-USA
- His 435 field goal attempts were the 76th most in Division I and third most in the conference
- Ranked 20th in the league in scoring (12.8 ppg)
- Led the team for minutes played and field goals made
- Second on the squad for points and assist
- Third on the team for steals and rebounds
- One of three Monarchs to start every game
- Scored a career-high 24 points at Northeastern (11/16/19)
- Grabbed a career-high 10 boards against Saint Joseph's (11/10/19)
- Dished out a career-high seven assists against FIU (1/23/20).

## ► 2018-19 Season (Old Dominion)

- **Conference USA Tournament MVP; All-Tournament Team**
- **Conference USA All-Defensive Team**
- Started all 35 games on the season, averaging 30.3 minutes
- Ranked 1st on team for 3PT FG% (40.6%)
- Ranked 2nd on team for assists (1.9 apg)
- Ranked 3rd on team for points (9.6 ppg)
- Poured in a career-high 22 points against WKU (2/23)
- Hauled down a career-high eight rebounds versus Kennesaw State

## ► 2017-18 Season (Old Dominion)

- Appeared in 31 games, averaging 22.3 minutes/g.
- Poured in a career high 17 points and hauled down a career high seven boards against UTSA
- Led the Monarchs with 15 points against Temple in the Charleston Classic

## ► 2016-17 Season (Old Dominion)

- **Conference USA Commissioner's Honor Roll**
- Redshirt season.

## ► Notables

- 3-star recruit according to ESPN
- Named Metro Conference Player of the Year and was a first-team all-state selection
- Averaged 19 points, 11 rebounds and 6 assists as a senior
- Guided Williamsburg Christian Academy to the Virginia Independent State Athletic Association Division II state semifinals
- Eclipsed the 1,000-point plateau for his prep career.
- Majoring in family science.

## ► GREEN '21-22 Game-By-Game

OPPONENT	MIN	FG-A	3FG-A	FT-A	O-D-R	PF	A	TO	S	BLK	TP
QUINNIPIAC	22	0-3	0-1	2-2	2-2-4	2	1	0	0	0	2
GEORGE WASHINGTON	16	1-4	0-0	0-0	1-0-1	0	2	0	0	0	2
VERMONT	20	0-1	0-1	0-0	2-3-5	1	1	1	1	0	0
GEORGE MASON	15	1-3	0-2	0-0	0-1-1	0	1	0	0	0	2
HOFSTRA	21	0-1	0-0	0-0	0-4-4	1	1	1	1	0	0
vs. Richmond	10	0-1	0-0	0-0	1-2-3	1	1	0	0	0	0
vs. Louisville	14	1-1	1-1	0-0	0-1-1	1	1	1	0	0	3
VIRGINIA TECH	12	1-1	0-0	0-0	0-0-0	1	0	0	1	1	2
NORTHWESTERN	13	0-1	0-1	0-0	0-3-3	1	1	0	0	0	0
vs. #20 Florida	14	1-1	0-0	0-0	1-1-2	0	1	1	2	0	2
LEHIGH	20	0-2	0-1	0-0	1-0-1	2	3	0	0	0	0
BROWN	16	0-1	0-0	0-0	0-0-0	2	0	0	0	0	0
at Iowa	14	1-2	0-1	0-0	0-1-1	1	0	0	0	0	2
at Illinois	22	1-3	1-2	0-0	0-4-4	2	0	0	0	0	3
WISCONSIN											
at Northwestern											
RUTGERS											
at Michigan											
ILLINOIS											
at Rutgers											
INDIANA											
MICHIGAN STATE											
at Ohio State											
IOWA											
at Purdue											
at Nebraska											
PENN STATE											
at Indiana											
OHIO STATE											
MINNESOTA											
at Michigan State											

Yr	G-S	Min/g	FG-A/%	3FG-A/%	FT-A/%	Reb/g	A	Stl	Blk	TO	Pt/g
16-17*	Redshirt										
17-18*	31-0	22.3	55-142/.387	15-45/.333	32-44/.727	2.1	56	24	2	31	5.1
18-19*	35-35	30.3	122-309/.395	54-133/.406	39-57/.684	3.8	67	24	6	63	9.6
19-20*	32-32	36.0	160-435/.368	47-144/.326	43-58/.741	4.2	84	28	2	87	12.8
20-21*	23-23	34.1	57-166/.343	17-59/.288	23-32/.719	3.9	59	19	6	54	6.7
21-22	14-0	16.3	7-25/.280	2-10/.200	2-2/1.000	2.1	13	5	1	4	1.3
<b>Total</b>	<b>135-90</b>	<b>29.0</b>	<b>401-1077/.372</b>	<b>135-391/.345</b>	<b>139-193/.720</b>	<b>3.3</b>	<b>279</b>	<b>100</b>	<b>17</b>	<b>239</b>	<b>8.0</b>

\*at Old Dominion

## ► GREEN Season/Career Highs

	SEASON HIGHS	CAREER HIGHS
POINTS	3 (2x), last at Illinois (1/6)	24 at Northeastern (11/16/19)
REBOUNDS	5 vs. Vermont (11/13)	10 vs. St. Joseph's (11/5/19)
FG MADE	1 (7x), last at Illinois (1/6)	10 (2x), last vs. FAU (3/1/20)
FG ATT.	4 vs. George Washington (11/11)	19 vs. James Madison (11/20/19)
3 FG MADE	1 (2x), last at Illinois (1/6)	6 vs. Western Kentucky (2/23/19)
3 FG ATT.	2 (2x), last at Illinois (1/6)	10 vs. UTSA (2/6/20)
FT MADE	2 vs. Quinnipiac (11/9)	7 vs. UMES (11/27/17)
FT ATT.	2 vs. Quinnipiac (11/9)	9 vs. St. Joe's (11/10/19)
ASSISTS	3 vs. Lehigh (12/28)	8 vs. Virginia Wesleyan (12/22/20)
BLOCKS	1 vs. Virginia Tech (12/1)	2 at UAB (2/20/21)
STEALS	2 vs. #20 Florida (12/12)	4 at Marshall (2/22/20)
MINUTES	22 (2x), last at Illinois (1/6)	43 (2x), last FAU (3/1/20)

## ► GREEN Miscellaneous Stats

Category	Season	Career	Last Time
Double-Figure Scoring	0	52	13 at UAB (2/20/21)
20-plus Points	0	5	22 vs. FAU (3/1/20)
10-plus Rebounds	0	1	10 vs. St. Joseph's (11/10/19)
5-plus Rebounds	1	36	5 vs. Vermont (11/13/21)
3-plus Blocks	0	0	
3-plus Assists	1	44	3 vs. Lehigh (12/28)
Double-Doubles	0	1	18pts, 10rebs vs. St. Joseph's (11/10/19)



@JussCallMeX



@XavierGreen23





# #12 PAVLO DZIUBA

FORWARD • 6-8 • 235 • SO • TR • KYIV, UKRAINE (BASQUET/ARIZONA STATE)

## ► 2021-22 Season

- Posted three points and a pair of rebounds in Maryland debut vs. Quinnipiac (11/9).
- Transferred to Maryland in June of 2021.

## ► 2020-21 Season (ASU)

- The youngest player in college basketball (17 years old)

- Appeared in eight games as a reserve forward
- Scored first career points against Rhode Island (11/25)
- Played career-high 10 minutes vs. UCLA (1/7).

## ► Notables

- A four-star recruit according to 247Sports.com
- Impressed at the FIBA U16 Division B European Championships in 2019, averaging 13.8 points (.545 FG), 9.3 rebounds and 2.1 assists
- Spent time with FC Barcelona's U18 team during the 2019-20 season.
- Born in July of 2003; was the youngest player in Division I college basketball in 2020-21.
- Major is undeclared.
- Name is pronounced "PAH-vlo ZOO-buh"

## ► DZIUBA '21-22 Game-By-Game

OPPONENT	MIN	FG-A	3FG-A	FT-A	O-D-R	PF	A	TO	S	BLK	TP
QUINNIPAC	14	1-3	1-2	0-0	0-2-2	1	0	0	0	0	3
GEORGE WASHINGTON	5	0-0	0-0	0-0	0-0-0	0	0	0	1	0	0
VERMONT	dnp-cd										
GEORGE MASON	dnp-cd										
HOFSTRA	1	0-0	0-0	0-0	0-0-0	2	0	1	0	0	0
vs. Richmond	dnp-cd										
vs. Louisville	dnp-cd										
VIRGINIA TECH	dnp-cd										
NORTHWESTERN	dnp-cd										
vs. #20 Florida	dnp-cd										
LEHIGH	2	0-0	0-0	0-0	1-0-1	0	0	0	0	0	0
BROWN	dnp-cd										
at Iowa	dnp-ill										
at Illinois	dnp-ill										
WISCONSIN											
at Northwestern											
RUTGERS											
at Michigan											
ILLINOIS											
at Rutgers											
INDIANA											
MICHIGAN STATE											
at Ohio State											
IOWA											
at Purdue											
at Nebraska											
PENN STATE											
at Indiana											
OHIO STATE											
MINNESOTA											
at Michigan State											

Yr	G-S	Min/g	FG-A/%	3FG-A/%	FT-A/%	Reb/g	A	Stl	Blk	TO	Pt/g
20-21*	8-0	4.1	1-1/1.000	0-0/0.000	1-2/500	0.3	0	0	1	3	0.4
21-22	4-0	5.8	1-3/333	1-2/500	0-0/0.000	0.8	0	1	0	0	0.8
<b>Total</b>	<b>12-0</b>	<b>4.7</b>	<b>2-4/500</b>	<b>1-2/500</b>	<b>1-2/500</b>	<b>0.4</b>	<b>0</b>	<b>1</b>	<b>1</b>	<b>3</b>	<b>0.5</b>

\*at Arizona State

## ► DZIUBA Season/Career Highs

	SEASON	CAREER HIGHS
POINTS	3 vs. Quinnipiac (11/9)	3 vs. Quinnipiac (11/9/21)
REBOUNDS	2 vs. Quinnipiac (11/9)	2 vs. Quinnipiac (11/9/21)
FG MADE	1 vs. Quinnipiac (11/9)	1 (2x), last vs. Quinnipiac (11/9/21)
FG ATT.	3 vs. Quinnipiac (11/9)	3 vs. Quinnipiac (11/9/21)
3 FG MADE	1 vs. Quinnipiac (11/9)	1 vs. Quinnipiac (11/9/21)
3 FG ATT.	3 vs. Quinnipiac (11/9)	3 vs. Quinnipiac (11/9/21)
FT MADE		1 vs. Houston Baptist (11/29/20)
FT ATT.		2 vs. Houston Baptist (11/29/20)
ASSISTS		
BLOCKS		1 vs. UCLA (1/7/21)
STEALS	1 vs. George Washington (11/11)	1 vs. George Washington (11/11/21)
MINUTES	14 vs. Quinnipiac (11/9)	14 vs. Quinnipiac (11/9/21)

## ► DZIUBA Miscellaneous Stats

Category	Season	Career	Last Time
Double-Figure Scoring			
20-plus Points			
5-plus Rebounds			
3-plus Blocks			
3-plus Assists			
Double-Doubles			



# #13 HAKIM HART

GUARD • 6-8 • 205 • JR • 2V • PHILADELPHIA, PA (ROMAN CATHOLIC)

## ► 2020-21 Season

- Has made 20 straight free throws dating back to Dec. 12.
- Has posted double-figures in seven straight games; had just nine total in first 55 collegiate games.
- Had 11 points and matched career-high with eight rebounds at Iowa (1/3).

- Notched 17 points and four assists vs. Brown.
- Recorded a career-high five steals vs. Lehigh (12/28) - the most for a Terrapin since Aaron Wiggins vs. Delaware (11/6/18).
- Posted 18 points on 7-of-10 shooting vs. Northwestern (12/5).
- Broke out for 24 points on 8-of-9 shooting (4-5 3pt) and four steals vs. Richmond (11/25).
- Posted six rebounds, three assists and three steals in season debut vs. Quinnipiac (11/9).
- Added 15 pounds of muscle in offseason.

## ► 2020-21 Season

- Appeared in 31 games, including 19 starts, at both point guard and shooting guard.
- Averaged 7.1 points (.452 FG), 3.5 rebounds and 1.9 assists in breakout season.
- Posted six points and four assists vs. #5 Alabama (3/22) in NCAA Round of 32.
- Had six points, five rebounds and four assists in victory vs. UConn (3/20) in NCAA first round.
- Posted 12 points and knocked down 7-of-9 free throw attempts at Rutgers (2/21).
- Started at point guard and recorded eight assists and zero turnovers against #12 Illinois (1/10) and Wingate (1/15) in the absence of Eric Ayala due to injury.
- Recorded career-best six assists (no turnovers) vs. Wingate (1/15).
- Scored nine points, including a massive go-ahead 3-pointer late in the second half of a win at #12 Illinois (1/10).
- Posted 10 points in back-to-back games at Indiana (1/4) and against #5 Iowa (1/7).
- Scored 13 points vs. La Salle (12/22), while adding a career-high six rebounds and tying a career-high with three assists.
- Made first collegiate start vs. Saint Peter's (12/4), scoring a career-high 32 points on 11-of-13 shooting. It was the most points on 80% shooting for a Terp since John Gilchrist in 2004, and the most points for a Terp overall since Melo Trimble in 2017. Hart had scored just 45 points in 21 career games, prior to his 32-point outburst.
- Scored career-high 11 points on 3-of-5 shooting vs. Navy (11/27).

## ► 2019-20 Season

- Appeared in 18 games as a reserve guard in season cut short (no postseason) due to Covid-19.
- Helped lead Maryland to 2020 Big Ten Championship.
- Averaged 1.6 points in 6.3 minutes of action.
- Matched season-high with 13 minutes versus Rutgers (3/3).
- Made collegiate debut against Holy Cross (11/5) and knocked down a 3-pointer

## ► Notables

- Mark Ward Philadelphia & Catholic League Player of the Year as a senior
- Earned the following accolades as a senior: Black Cager Catholic League Player of the Year, USA Today First Team All-State, First Team All-Catholic, Daily News and Philadelphia Inquirer First Team All-Area, Philadelphia Inquirer First Team All-City and Daily News First Team All-Catholic League
- A top-25 finalist for Mr. PA Basketball
- Averaged 21.1 points, 6.7 rebounds, 4.0 assists and 1.8 steals in explosive senior season
- Helped Roman Catholic capture back-to-back Catholic League titles
- Scored 21 points in Roman Catholic's 2019 championship win over La Salle
- Scored game-winning shot in team's win over Bonner-Presdargast for 2018 Catholic League Title
- Helped Roman Catholic win 2019 District 12 Class 6A title and advance to quarterfinals of PIAA 6A Championship
- Scored more than 1,000 points in two seasons at Roman Catholic
- Played AAU for Philly Pride, averaging 14.3 points, 5.0 rebounds and 3.0 assists while playing in the Under Armour Association in 2018.
- Born in Philadelphia, Pa.; Son of Syrita and Hakim Hart
- Has one younger brother, who he describes as his inspiration
- Nickname is "Keem"
- Sports heroes are Dwyane Wade and Tracy McGrady
- Chose Maryland because of its history and tradition

## ► HART '21-22 Game-By-Game

OPPONENT	MIN	FG-A	3FG-A	FT-A	O-D-R	PF	A	TO	S	BLK	TP
QUINNIPAC*	25	1-4	0-1	0-0	2-4-6	1	3	1	3	0	2
GEORGE WASHINGTON*	27	2-5	0-3	5-7	1-3-4	1	2	2	3	1	9
VERMONT*	21	0-1	0-1	1-2	2-4-6	2	2	1	2	0	1
GEORGE MASON*	20	1-3	0-2	0-0	0-1-1	2	4	1	1	0	2
HOFSTRA*	20	2-6	2-4	0-0	1-1-2	3	2	1	0	0	6
vs. Richmond*	37	8-9	4-5	4-4	0-2-2	0	3	0	4	0	24
vs. Louisville*	33	1-2	0-1	0-0	0-2-2	2	3	2	1	1	2
VIRGINIA TECH*	33	4-7	0-1	2-2	0-2-2	0	0	3	0	1	10
NORTHWESTERN*	36	7-10	4-6	0-0	1-6-7	2	0	0	1	0	18
vs. #20 Florida*	33	3-6	1-2	4-5	1-0-1	0	2	0	2	1	11
LEHIGH*	26	2-5	0-3	6-6	1-4-5	1	2	3	5	1	10
BROWN*	30	6-9	1-3	4-4	1-3-4	1	4	0	2	0	17
at Iowa*	30	3-10	1-4	4-4	3-5-8	3	1	0	1	0	11
at Illinois*	33	4-7	0-2	3-3	0-2-2	2	0	0	0	1	11
WISCONSIN											
at Northwestern											
RUTGERS											
at Michigan											
ILLINOIS											
at Rutgers											
INDIANA											
MICHIGAN STATE											
at Ohio State											
IOWA											
at Purdue											
at Nebraska											
PENN STATE											
at Indiana											
OHIO STATE											
MINNESOTA											
at Michigan State											

Yr	G-S	Min/g	FG-A/%	3FG-A/%	FT-A/%	Reb/g	A	Stl	Blk	TO	Pt/g
19-20	18-0	6.2	8-36/.222	4-27/.148	8-12/.667	0.6	9	0	0	4	1.6
20-21	31-19	25.5	76-168/.452	29-88/.330	38-50/.760	3.5	59	24	5	29	7.1
21-22	14-14	28.9	44-84/.524	13-38/.342	33-37/.892	3.7	28	25	6	14	9.6
<b>Total</b>	<b>63-33</b>	<b>20.7</b>	<b>128-288/.444</b>	<b>46-153/.301</b>	<b>79-99/.798</b>	<b>2.7</b>	<b>96</b>	<b>49</b>	<b>11</b>	<b>47</b>	<b>6.0</b>

## ► HART Season/Career Highs

	SEASON HIGHS	CAREER HIGHS
POINTS	24 vs. Richmond (11/25)	32 vs. Saint Peter's (12/4/20)
REBOUNDS	8 at Iowa (1/3)	8 (2x), last at Iowa (1/3/22)
FG MADE	8 vs. Richmond (11/25)	11 vs. Saint Peter's (12/4/20)
FG ATT.	10 (2x), last at Iowa (1/3)	13 vs. Saint Peter's (12/4/20)
3 FG MADE	4 (2x), last vs. Northwestern (12/5)	5 vs. Saint Peter's (12/4/20)
3 FG ATT.	6 vs. Northwestern (12/5)	7 vs. Saint Peter's (12/4/20)
FT MADE	6 vs. Lehigh (12/28)	7 at Rutgers (2/21/21)
FT ATT.	7 vs. George Washington (11/11)	9 at Rutgers (2/21/21)
ASSISTS	4 (2x), last vs. Brown (12/30)	6 vs. Wingate (1/15/21)
BLOCKS	1 (6x), last at Illinois (1/6)	3 at #17 Minnesota (1/23/21)
STEALS	5 vs. Lehigh (12/28)	5 vs. Lehigh (12/28/21)
MINUTES	37 vs. Richmond (11/25)	37 vs. Richmond (11/25/21)

## ► HART Miscellaneous Stats

Category	Season	Career	Last Time
Double-Figure Scoring	8	16	11 at Illinois (1/6/22)
20-plus Points	1	2	24 vs. Richmond (11/25/21)
30-plus Points	0	1	32 vs. Saint Peter's (12/4/20)
5-plus Rebounds	5	13	8 at Iowa (1/3/22)
3-plus Assists	5	15	4 vs. Brown (12/30/21)
3-plus Steals	4	6	5 vs. Lehigh (12/28/21)
Double-Doubles			



@HakimHart13



@keem\_\_3



# #14 AIDAN MCCOOL

GUARD • 6-3 • 160 • FR • HS • CHARLESTON, SC (BISHOP ENGLAND HS)

## ► 2020-21 Season

- Appeared in two games as a reserve walk-on.
- Scored first career points on a pair of free throws against Wingate (1/15), and dished an assist.
- Made collegiate debut vs. Old Dominion (11/25).

## ► Notables

- Joined program as a preferred walk-on.
- Attended Bishop England High School in Charleston, S.C., where he was a three-year letterwinner
- Three-time All-Region and All-Lowcountry
- Averaged 15 points, 6.5 rebounds and 3.0 assists
- A member of the school's 1,000 point club.
- Inspired by the hard work and support of his parents
- Has an older sister, Abby
- Father, Chris, swam at University of Kansas
- Uncle, Mike, swam at Columbia
- Cousins Maddie (volleyball - Cal Poly), Samantha (volleyball - Penn State) and Katherine Brown (volleyball - Cal) were also each Division I athletes
- Chose #20 because it's his mother's favorite number
- Happiest when on the court playing
- Motivated by success and the winning feeling
- Enjoys watching movies
- Sports hero is Larry Bird
- Major is undeclared.

## ► McCOOL '21-22 Game-By-Game

OPPONENT	MIN	FG-A	3FG-A	FT-A	O-D-R	PF	A	TO	S	BLK	TP
QUINNIPIAC		dnp-cd									
GEORGE WASHINGTON		dnp-cd									
VERMONT		dnp-cd									
GEORGE MASON		dnp-cd									
HOFSTRA		dnp-cd									
vs. Richmond		dnp-cd									
vs. Louisville		dnp-cd									
VIRGINIA TECH		dnp-cd									
NORTHWESTERN		dnp-cd									
vs. #20 Florida		dnp-cd									
LEHIGH		dnp-cd									
BROWN		dnp-cd									
at Iowa		dnp-cd									
at Illinois		dnp-cd									
WISCONSIN											
at Northwestern											
RUTGERS											
at Michigan											
ILLINOIS											
at Rutgers											
INDIANA											
MICHIGAN STATE											
at Ohio State											
IOWA											
at Purdue											
at Nebraska											
PENN STATE											
at Indiana											
OHIO STATE											
MINNESOTA											
at Michigan State											

Yr	G-S	Min/g	FG-A/%	3FG-A/%	FT-A/%	Reb/g	A	Stl	Blk	TO	Pt/g
20-21	2-0	1.8	0-0/.000	0-0/.000	2-2/1.000	0.0	1	0	0	0	1.0
21-22	0-0	0.0	0-0/.000	0-0/.000	0-0/.000	0.0	0	0	0	0	0.0
<b>Total</b>	<b>2-0</b>	<b>1.8</b>	<b>0-0/.000</b>	<b>0-0/.000</b>	<b>2-2/1.000</b>	<b>0.0</b>	<b>1</b>	<b>0</b>	<b>0</b>	<b>0</b>	<b>1.0</b>


## ► McCOOL Season/Career Highs

SEASON	CAREER HIGHS
POINTS	2 vs. Wingate (1/15/21)
REBOUNDS	
FG MADE	
FG ATT.	
3 FG MADE	
3 FG ATT.	
FT MADE	2 vs. Wingate (1/15/21)
FT ATT.	2 vs. Wingate (1/15/21)
ASSISTS	1 vs. Wingate (1/15/21)
BLOCKS	
STEALS	
MINUTES	2 vs. Wingate (1/15/21)

## ► McCOOL Miscellaneous Stats

Category	Season	Career	Last Time
Double-Figure Scoring			
20-plus Points			
10-plus Rebounds			
5-plus Rebounds			
5-plus Assists			
3-plus Steals			
Double-Doubles			

@AidanMcCool12



# #15 SIMON WRIGHT

FORWARD • 6-7 • 225 • GR • TR • MINNEAPOLIS, MN (HOPKINS HS / ELON)

## ► 2021-22 Season

- Matched career-high with four free throws made vs. Lehigh (12/28).
- Recorded a pair of rebounds vs. Virginia Tech (12/1).
- Scored first career points at Maryland on a 3-pointer vs. Vermont (11/13).

- Made Maryland debut vs. Quinnipiac (11/9).
- Transferred to Maryland as preferred walk-on during offseason.
- Pursuing master's degree in clinical psychological science.

## ► Career at Elon

- Appeared in 110 games, making 35 career starts, double-majoring in public health and psychology.

## ► 2020-21 Season (Elon)

- Appeared in 19 games, making 11 starts
- Averaged 5.1 points and 2.9 rebounds in 20.6 minutes of action
- Shot a career-best 38-percent from 3-point range
- Helped lead Elon to its first-ever appearance in the CAA Championship finals.
- Had 10 points and six rebounds vs. Hofstra (3/8)
- Posted career-best 18 points in upset of top-seeded James Madison (3/7) in the CAA Tournament
- Notched 15 points at College of Charleston (2/14)
- Posted 17 points vs. James Madison (2/9).

## ► 2019-20 Season (Elon)

- Appeared in 29 games, making 22 starts
- Averaged 6.8 points and 4.9 rebounds in 24.0 minutes of action
- Drained a career-high 23 threes, shooting a 36.5 percent clip from beyond the arc
- Posted season-highs in points (17) and rebounds (10) against Charleston
- Dished out a season-best five assists against Kennesaw State

## ► 2018-19 Season (Elon)

- **CAA Commissioner's Academic Honor Roll**
- Played in 30 of the team's 32 games as a sophomore
- Averaged 8.2 minutes per game and finished with averages of 1.9 points, 1.9 rebounds and 0.6 assists

## ► 2017-18 Season (Elon)

- **Named to the CAA Commissioner's Academic Honor Roll**
- Appeared in all 32 games during his first year with the program, which included two starts
- Averaged 1.7 points and 1.5 rebounds in nine minutes per contest
- Made his collegiate debut against No. 1-ranked Duke (Nov. 10) and grabbed two rebounds in seven minutes

## ► NOTABLES

- Full name is Simon Andrew Wright
- Son of Brian and Becky Wright
- Brother, Jake, played basketball at Milwaukee after transferring from Miami University (OH) and The Citadel.
- Three-year starter at Hopkins High School under head coach Ken Novak from 2014-2017 and a two-time All-Lake Conference selection
- Guided Hopkins to an AAAA State Championship in 2016 and helped his team win the Lake Conference Championship in all three seasons
- Put together the best season of his career as a senior in 2016-17, averaging 16 points and 11 rebounds per game
- Played AAU with the Minnesota Comets under head coach Chris Lewis.

## ► WRIGHT '21-22 Game-By-Game

OPPONENT	MIN	FG-A	3FG-A	FT-A	O-D-R	PF	A	TO	S	BLK	TP
QUINNIPAC	2	0-0	0-0	0-0	0-0-0	0	0	0	0	0	0
GEORGE WASHINGTON		dnp-cd									
VERMONT	5	1-1	1-1	0-0	1-0-1	2	0	0	0	0	3
GEORGE MASON	2	0-0	0-0	0-0	0-1-1	0	0	0	0	0	0
HOFSTRA	1	0-0	0-0	0-0	0-0-0	0	0	0	0	0	0
vs. Richmond		dnp-cd									
vs. Louisville		dnp-cd									
VIRGINIA TECH	1	0-0	0-0	0-0	1-1-2	0	0	0	0	0	0
NORTHWESTERN	1	0-0	0-0	0-0	0-0-0	0	0	0	0	0	0
vs. #20 Florida		dnp-cd									
LEHIGH	9	0-1	0-0	4-4	1-1-2	3	0	0	1	0	4
BROWN	4	0-0	0-0	0-0	0-0-0	3	0	1	0	0	0
at Iowa		dnp-cd									
at Illinois		dnp-cd									
WISCONSIN											
at Northwestern											
RUTGERS											
at Michigan											
ILLINOIS											
at Rutgers											
INDIANA											
MICHIGAN STATE											
at Ohio State											
IOWA											
at Purdue											
at Nebraska											
PENN STATE											
at Indiana											
OHIO STATE											
MINNESOTA											
at Michigan State											

Yr	G-S	Min/g	FG-A/%	3FG-A/%	FT-A/%	Reb/g	A	Stl	Blk	TO	Pt/g
17-18*	32-2	9.0	22-63/.349	10-29/.345	1-2/.500	1.5	18	7	2	17	1.7
18-19*	30-0	8.2	21-53/.396	9-29/.310	5-12/.417	1.9	18	4	2	10	1.9
19-20*	29-22	24.0	68-141/.482	23-63/.365	38-46/.826	4.9	39	15	11	32	6.8
20-21*	19-11	20.6	35-77/.455	18-48/.375	9-17/.529	2.9	14	10	0	20	5.1
21-22	8-0	3.3	1-2/.500	1-1/.000	4-4/1.000	0.8	0	1	0	1	0.9
<b>Total</b>	<b>118-35</b>	<b>13.9</b>	<b>147-336/.438</b>	<b>61-170/.359</b>	<b>57-81/.704</b>	<b>2.6</b>	<b>89</b>	<b>37</b>	<b>15</b>	<b>80</b>	<b>3.5</b>

\*at Elon

## ► WRIGHT Season/Career Highs

	SEASON HIGHS	CAREER HIGHS
POINTS	4 vs. Lehigh (12/28)	18 vs. James Madison (3/7/21)
REBOUNDS	2 (2x), last vs. Lehigh (12/28)	12 vs. Central Pennsylvania (1/9/20)
FG MADE	1 vs. Vermont (11/13)	7 vs. Milligan (11/8/19)
FG ATT.	1 (2x), last vs. Lehigh (12/28)	11 vs. Hofstra (3/8/21)
3 FG MADE	1 vs. Vermont (11/13)	5 vs. James Madison (2/9/21)
3 FG ATT.	1 vs. Vermont (11/13)	7 (3x), last vs. Hofstra (3/8/21)
FT MADE	4 vs. Lehigh (12/28)	4 (5x), last vs. Lehigh (12/28/21)
FT ATT.	4 vs. Lehigh (12/28)	5 (2x), last vs. James Madison (2/9/21)
ASSISTS		5 vs. Kennesaw State (12/2/19)
BLOCKS		2 (3x), last at James Madison (2/20/20)
STEALS	1 vs. Lehigh (12/28)	3 vs. Milligan (11/8/19)
MINUTES	9 vs. Lehigh (12/28)	35 (2x), last vs. James Madison (3/7/21)

## ► WRIGHT Miscellaneous Stats

Category	Season	Career	Last Time
Double-Figure Scoring		11	10 vs. Hofstra (3/8/21)
10-plus Rebounds		2	10 vs. College of Charleston (1/9/20)
5-plus Rebounds		23	6 vs. Hofstra (3/8/21)
3-plus Blocks			
3-plus Assists		8	3 at William & Mary (2/20/21)
Double-Doubles		1	17 pts, 10 rebs vs. College of Charleston (1/9/20)







# #20 IKE CORNISH

GUARD/FORWARD • 6-6 • 190 • FR • HS • BALTIMORE, MD (LEGACY CHARTER)

## ► Before Maryland

- Consensus Four-star recruit via all major recruiting publications
- No. 77 overall player, No. 13 overall shooting guard, No. 3 overall player in the state of MD, according to 247Sports
- No. 32 overall shooting guard and No. 5 player in the state

of Maryland via ESPN

- No. 89 player and No. 22 at his position via Rivals
- Standout at Dulaney High School in Baltimore before spending the last year at Legacy Early College HS in South Carolina
- Averaged 15 points per game during his first two years at Dulaney
- Helped Dulaney reach the state tournament as a sophomore
- Averaged 13.3 points and 3.6 rebounds per game as a junior at Legacy
- AAU teammate with fellow signee Julian Reese.

## ► Notables

- Older brothers played with former Terrapins Jalen "Stix" Smith and Darryl Morsell growing up in Baltimore.
- Major is undeclared

## ► CORNISH '21-22 Game-By-Game

OPPONENT	MIN	FG-A	3FG-A	FT-A	O-D-R	PF	A	TO	S	BLK	TP
QUINNIPIAC		dnp-cd									
GEORGE WASHINGTON		dnp-cd									
VERMONT		dnp-cd									
GEORGE MASON		dnp-cd									
HOFSTRA		dnp-cd									
vs. Richmond		dnp-cd									
vs. Louisville		dnp-cd									
VIRGINIA TECH		dnp-cd									
NORTHWESTERN		dnp-cd									
vs. #20 Florida		dnp-cd									
LEHIGH		dnp-cd									
BROWN		dnp-cd									
at Iowa		dnp-cd									
at Illinois		dnp-cd									
WISCONSIN											
at Northwestern											
RUTGERS											
at Michigan											
ILLINOIS											
at Rutgers											
INDIANA											
MICHIGAN STATE											
at Ohio State											
IOWA											
at Purdue											
at Nebraska											
PENN STATE											
at Indiana											
OHIO STATE											
MINNESOTA											
at Michigan State											

Yr	G-S	Min/g	FG-A/%	3FG-A/%	FT-A/%	Reb/g	A	Stl	Blk	TO	Pt/g
21-22											
Total											

## ► CORNISH Season/Career Highs

SEASON/CAREER HIGHS

POINTS	
REBOUNDS	
FG MADE	
FG ATT.	
3 FG MADE	
3 FG ATT.	
FT MADE	
FT ATT.	
ASSISTS	
BLOCKS	
STEALS	
MINUTES	

## ► CORNISH Miscellaneous Stats

Category	Season/Career	Last Time
Double-Figure Scoring		
20-plus Points		
10-plus Rebounds		
5-plus Rebounds		
3-plus Blocks		
3-plus Assists		
Double-Doubles		





# #23 IAN MARTINEZ

GUARD • 6-3 • 185 • SO • TR • HEREDIA, COASTA RICA (JSERRA CATHOLIC / UTAH)

## ► 2021-22 Season

- Sustained an injury in the first half vs. Northwestern (12/5) and missed following game vs. Florida (12/12).
- Posted 13 points and scored the game-winning free throws to defeat Hofstra (11/19).
- Scored eight points and added three assists in Maryland

debut vs. Quinnipiac (11/9).

- Transferred to Maryland from Utah in April of 2021.

## ► 2020-21 Season (Utah)

- Appeared in 25 games, averaging 5.2 points per game
- Averaged 9.7 points over the final six games of the season, including an 18-point effort against USC in the Pac-12 Tournament
- Shot .495 from the field and .839 from the free throw line
- Scored career-high 18 points (7-of-10 FG) vs. USC (3/11)
- Posted 12 points, five rebounds and matched career-best with three assists vs. Arizona State (3/6)
- Had 10 points in back-to-back games against UCLA (2/25) and USC (2/27)
- Notched 16 points and five rebounds at California (2/11)
- Reached double-figures for first time in career at USC (1/2)
- Made collegiate debut against Washington (12/3).

## ► Before College

- A four-star recruit according to Rivals and 247Sports
- Named All-CIF Southern Section (Division I), OC Register All-Orange County First-Team and First-Team All-Trinity League after averaging 23.9 points, 7.8 rebounds, 4.1 assists and 2.3 steals
- Helped guide high school to the CIF Southern Section semifinals and a CIF State Championship Regional Quarterfinal appearance as a senior
- Led JSerra to a 22-8 overall record and a second-round appearance in the CIF Southern Section Division I Playoffs as a junior
- Named All-Orange County, All-CIF Division I and All-Trinity League First-Team honors in his first year at JSerra
- Scored 26 points in the North Orange County Championships title game
- Played his sophomore season at Cantwell-Sacred Heart of Mary, where he guided the Cardinals to a 20-10 overall record and second-round appearance in the CIF-SS Division I Playoffs.

## ► Notables

- Son of Henry and Helen Martinez; Henry was an assistant men's basketball coach at Utah for two seasons (2019-21) and spent 15 years with an affiliation as a player and a coach with the Costa Rican National Team
- Has an older brother, Avery, and a younger sister, Noa; Avery currently plays at Bossier Parish Community College
- The first Costa Rican in history to play Division I men's basketball at a major university.
- Major is undeclared.

## ► MARTINEZ '21-22 Game-By-Game

OPPONENT	MIN	FG-A	3FG-A	FT-A	O-D-R	PF	A	TO	S	BLK	TP
QUINNIPIAC	15	3-5	1-3	1-2	0-2-2	3	3	4	1	0	8
GEORGE WASHINGTON	20	1-5	1-5	0-2	0-2-2	1	2	0	2	0	3
VERMONT	12	1-6	1-3	0-0	1-4-5	0	2	0	2	0	3
GEORGE MASON	24	2-5	0-3	1-2	0-2-2	5	1	0	3	2	5
HOFSTRA	30	5-9	1-5	2-2	0-5-5	4	2	3	0	1	13
vs. Richmond	15	1-5	1-2	0-0	0-1-1	2	1	1	0	0	3
vs. Louisville	16	1-2	0-1	0-1	0-1-1	2	1	3	0	1	2
VIRGINIA TECH	10	0-4	0-1	0-0	0-2-2	1	0	1	1	0	0
NORTHWESTERN	0+	0-0	0-0	0-0	0-0-0	0	0	1	0	0	0
vs. #20 Florida	dnp-inj										
LEHIGH	21	0-4	0-1	0-0	1-5-6	2	2	1	0	0	0
BROWN	12	1-2	0-0	0-0	0-1-1	0	1	2	0	0	2
at Iowa	6	0-2	0-0	0-0	0-2-2	0	1	1	1	0	0
at Illinois	7	0-0	0-0	2-2	0-1-1	0	0	2	0	0	2
WISCONSIN											
at Northwestern											
RUTGERS											
at Michigan											
ILLINOIS											
at Rutgers											
INDIANA											
MICHIGAN STATE											
at Ohio State											
IOWA											
at Purdue											
at Nebraska											
PENN STATE											
at Indiana											
OHIO STATE											
MINNESOTA											
at Michigan State											

Yr	G-S	Min/g	FG-A%	3FG-A%	FT-A%	Reb/g	A	Stl	Blk	TO	Pt/g
20-21*	25-0	15.8	46-93/.495	11-34/.324	26-31/.839	1.9	20	14	17	19	5.2
21-22	13-0	14.5	15-49/.306	5-24/.208	6-11/.545	2.3	16	10	4	19	3.2
<b>Total</b>	<b>38-0</b>	<b>15.4</b>	<b>61-142/.430</b>	<b>16-58/.276</b>	<b>32-42/.762</b>	<b>2.0</b>	<b>36</b>	<b>24</b>	<b>21</b>	<b>38</b>	<b>4.5</b>

\*at Utah

## ► MARTINEZ Season/Career Highs

	SEASON HIGHS	CAREER HIGHS
POINTS	13 vs. Hofstra (11/19)	18 vs. USC (3/11/21)
REBOUNDS	6 vs. Lehigh (12/28)	6 (2x), last vs. Lehigh (12/28/21)
FG MADE	5 vs. Hofstra (11/19)	7 vs. USC (3/11/21)
FG ATT.	9 vs. Hofstra (11/19)	10 vs. USC (3/11/21)
3 FG MADE	1 (5x), last vs. Richmond (11/25)	2 (2x), last vs. USC (3/11/21)
3 FG ATT.	5 (2x), last vs. Hofstra (11/19)	6 vs. Colorado (1/11/21)
FT MADE	2 (2x), last at Illinois (1/6)	5 at California (2/11/21)
FT ATT.	2 (5x), last at Illinois (1/6)	5 (2x), last vs. Washington (3/10/21)
ASSISTS	3 vs. Quinnipiac (11/9)	3 (3x), last vs. Quinnipiac (11/9/21)
BLOCKS	2 vs. George Mason (11/17)	2 (4x), last vs. George Mason (11/17/21)
STEALS	3 vs. George Mason (11/17)	4 vs. Arizona State (3/6/21)
MINUTES	30 vs. Hofstra (11/19)	30 vs. Hofstra (11/19/21)

## ► MARTINEZ Miscellaneous Stats

Category	Season	Career	Last Time
Double-Figure Scoring	1	7	13 vs. Hofstra (11/19/21)
20-plus Points			
10-plus Rebounds			
5-plus Rebounds	3	7	6 vs. Lehigh (12/28/21)
3-plus Blocks			
3-plus Assists	1	3	3 vs. Quinnipiac (11/9/21)
Double-Doubles			



# #24 DONTA SCOTT

FORWARD • 6-8 • 230 • JR • 2V • PHILADELPHIA, PA (IMHOTEP CHARTER)

## ► 2021-22 Season

- 2022 Karl Malone Power Forward of the Year Watch List
- Rated the No. 49 player in the country by CBS Sports
- Averaging 14.4 points (.467 FG) over last five games.
- Had 17 points and eight rebounds vs. Lehigh (12/28).
- Scored 12 points vs. #20 Florida (12/12), including the game-

winning bucket with 16 seconds remaining.

- Posted 14 points against Louisville (11/27).
- Notched first double-double of season against George Mason (11/17), posting 18 points and 10 rebounds.
- Posted 13 points in season debut vs. Quinnipiac (11/9).
- Set program's dead lift record (645 lbs) in offseason.

## ► 2020-21 Season

- Appeared in 31 games, making 27 starts.
- Averaged 11.0 points, team-high 5.9 rebounds and 2.0 assists.
- Led team in FG% (.498) and 3-pt FG % (.438); the 3-pt percentage was the fifth-highest in program history (min. 40 3FG).
- Averaged 12.0 points in the NCAA Tournament, scoring 12 points in both games and adding five assists against #5 Alabama (3/22).
- Notched career-best eight assists vs. Nebraska (2/17).
- Posted 15 points and 11 rebounds at #17 Minnesota (1/23).
- Totaled 16 points and eight rebounds in win at #12 Illinois (1/10).
- Matched career-best with 12 rebounds at Indiana (1/4).
- Scored 19 points against #16 Michigan (12/31), connecting on all five three-point attempts.
- Posted career-best 20 points against #19 Rutgers (12/14).
- Recorded first double-double of season on career-high 12 rebounds and 14 points against Saint Peter's (12/4). Also added career-high four assists.

## ► 2019-20 Season

- Appeared in all 31 games (21 starts) in season cut short (no postseason) due to Covid-19. Started final 20 games of season.
- Helped lead Maryland to 2020 Big Ten Championship.
- Averaged 5.9 points and 3.6 rebounds in 21.7 minutes of action.
- Shot 44% from the field and 85% from the free throw line.
- Notched first career double-double vs. Nebraska (2/11), posting 10 points and a career-high 10 rebounds.
- Reached double-figures with 13 points for first time in career vs. Purdue (1/20).

## ► Notables

- A 4-star recruit according to ESPN and Rivals; ranked the 23rd overall player at position by Rivals and fifth overall player in the state of Pennsylvania by ESPN
- Helped lead Imhotep to three straight PIAA Class 4A State Championships and three straight Philadelphia Public League championships
- Twice named PIAA Class 4A Player of the Year
- Played various positions at Imhotep, including forward, point guard and shooting guard
- Scored 20 points in the state championship as a senior
- Also as a senior, scored 25 points in the City of Palms Classic semifinals to help Imhotep upset Cole Anthony and top-seeded Oak Hill Academy
- As a sophomore, helped Imhotep snap Montverde Academy's 55-game home winning streak.
- Mother's name is Sandra, who he says is his inspiration
- The youngest (and tallest) of four brothers and four sisters
- Also recruited by UConn, Florida, Seton Hall and Penn State
- In September of 2021, his childhood home in Philadelphia was destroyed by Hurricane Ida and nearly all of his family's possessions were lost. Nearly \$60,000 was raised by the Maryland and basketball communities to help the Scott's family recover.
- Authored his first book, WIRED DIFFERENTLY: My School Journey, which uses his own firsthand experience to encourage young people who learn differently to overcome the obstacles in front of them
- Major is Family Science.
- Name pronounced "don-TAY."

## ► SCOTT '21-22 Game-By-Game

OPPONENT	MIN	FG-A	3FG-A	FT-A	O-D-R	PF	A	TO	S	BLK	TP
QUINNIPAC*	25	5-9	1-2	2-5	2-3-5	0	2	1	0	0	13
GEORGE WASHINGTON*	30	2-6	1-4	2-2	3-7-10	0	1	1	0	2	7
VERMONT*	31	2-10	0-5	0-0	3-6-9	3	3	1	0	3	4
GEORGE MASON*	32	7-12	3-5	1-1	2-8-10	3	0	3	1	1	18
HOFSTRA*	30	2-8	0-3	3-4	2-6-8	1	1	1	1	0	7
vs. Richmond*	35	3-8	1-3	2-2	1-4-5	1	1	1	1	3	9
vs. Louisville*	36	6-16	2-7	0-0	1-5-6	3	1	2	1	0	14
VIRGINIA TECH*	34	5-9	1-4	0-0	0-7-7	2	0	2	0	0	11
NORTHWESTERN*	33	2-11	2-6	3-4	1-8-9	2	1	2	2	1	9
vs. #20 Florida*	34	5-12	1-3	1-1	2-2-4	2	2	3	1	0	12
LEHIGH*	27	5-12	1-4	6-7	2-6-8	0	1	2	0	1	17
BROWN*	35	6-14	1-4	2-2	2-6-8	2	1	3	1	1	15
at Iowa*	36	5-10	1-4	0-1	2-1-3	3	1	2	1	0	11
at Illinois*	37	7-12	2-4	1-2	1-6-7	1	0	0	1	0	17
WISCONSIN											
at Northwestern											
RUTGERS											
at Michigan											
ILLINOIS											
at Rutgers											
INDIANA											
MICHIGAN STATE											
at Ohio State											
IOWA											
at Purdue											
at Nebraska											
PENN STATE											
at Indiana											
OHIO STATE											
MINNESOTA											
at Michigan State											

Yr	G-S	Min/g	FG-A%	3FG-A%	FT-A%	Reb/g	A	Stl	Blk	TO	Pt/g
19-20	31-21	21.6	68-155/.439	25-79/.316	22-26/.846	3.6	17	14	4	16	5.9
20-21	31-27	30.3	118-237/.498	49-112/.435	55-83/.663	5.9	63	22	25	46	11.0
21-22	14-14	32.6	62-149/.416	17-58/.293	23-31/.742	7.1	15	10	12	24	11.7
Total	76-62	27.2	248-541/.458	91-249/.365	100-140/.714	5.2	94	46	41	86	9.0


## ► SCOTT Season/Career Highs

	SEASON HIGHS	CAREER HIGHS
POINTS	18 vs. George Mason (11/17)	20 vs. #19 Rutgers (12/14/20)
REBOUNDS	10 (2x), last vs. George Mason (11/17)	12 (2x), last at Indiana (1/4/21)
FG MADE	7 (2x), last at Illinois (1/6)	7 (4x), last at Illinois (1/6/22)
FG ATT.	16 vs. Louisville (11/27)	16 vs. Louisville (11/27/21)
3 FG MADE	3 vs. George Mason (11/17)	5 vs. #16 Michigan (12/31/20)
3 FG ATT.	7 vs. Louisville (11/27)	9 vs. #14 Wisconsin (1/27/21)
FT MADE	6 vs. Lehigh (12/28)	6 (2x), last vs. Lehigh (12/28/21)
FT ATT.	7 vs. Lehigh (12/28)	8 (3x), last at #17 Minnesota (1/23/21)
ASSISTS	3 vs. Vermont (11/13)	8 vs. Nebraska (2/17/21)
BLOCKS	3 (2x), last vs. Richmond (11/25)	3 (4x), last vs. Vermont (11/13)
STEALS	2 vs. Northwestern (12/5)	4 vs. #24 Purdue (2/2/21)
MINUTES	37 at Illinois (1/6)	39 vs. #16 Michigan (12/31/20)

## ► SCOTT Miscellaneous Stats

Category	Season	Career	Last Time
Double-Figure Scoring	9	32	17 at Illinois (1/6/22)
20-plus Points		1	20 vs. #19 Rutgers (12/14/20)
10-plus Rebounds	2	7	10 vs. George Mason (11/17/21)
5-plus Rebounds	12	42	7 at Illinois (1/6/22)
3-plus Blocks	2	5	3 vs. Richmond (11/25/21)
3-plus Assists	1	11	3 vs. Vermont (11/13/21)
Double-Doubles	1	4	18 pts, 10 rebs vs. George Mason (11/17/21)





# #31 ARNAUD REVAZ

FORWARD • 6-10 • 230 • SO • 1V • SION, SWITZERLAND (BOURG-EN-BRASSE ACADEMIE)

## ► 2021-22 Season

- Made season debut vs. Lehigh (12/28)

## ► 2020-21 Season

- Appeared in five games, totaling three points and six rebounds.

- Made first career field goal at #7 Michigan (1/19).

- Scored first collegiate point on a free throw vs. Wingate (1/15), and hauled in three rebounds.

- Made collegiate debut against Old Dominion (11/25).

## ► Before Maryland

- A 3-star recruit and the 8th-ranked player out of the state of Illinois
- Unanimous Illinois Basketball Coaches Association First Team 4A All-State selection
- Named Illinois AP Second Team All-State
- As a senior, led Niles North to a 27-6 record, in addition to regional and conference championships
- Averaged more than 20 points as a senior
- Averaged 16.3 points, 5.7 rebounds, 2.9 assists and 2.3 steals as a junior
- Helped lead Niles North to 20-win seasons in each of his varsity seasons.

## ► Notables

- Son of Stéphane and Isabelle Revaz.
- Loves the thrill and excitement of the game.
- Inspired by professional athletes Pau Gasol and Roger Federer.
- Fluent in French, German and English, with an understanding of Italian.
- Chose the number 31 because he was previously 13 and reversing the numbers signified a new beginning.
- Major is undeclared.



@RevazArnaud



@ArnaudRevaz

## ► REVAZ '21-22 Game-By-Game

OPPONENT	MIN	FG-A	3FG-A	FT-A	O-D-R	PF	A	TO	S	BLK	TP
QUINNIPIAC		dnp-cd									
GEORGE WASHINGTON		dnp-cd									
VERMONT		dnp-cd									
GEORGE MASON		dnp-cd									
HOFSTRA		dnp-cd									
vs. Richmond		dnp-cd									
vs. Louisville		dnp-cd									
VIRGINIA TECH		dnp-inj									
NORTHWESTERN		dnp-ill									
vs. #20 Florida		dnp-ill									
LEHIGH	1	0-0	0-0	0-0	0-0-0	0	0	0	0	0	0
BROWN		dnp-cd									
at Iowa		dnp-cd									
at Illinois		dnp-cd									
WISCONSIN											
at Northwestern											
RUTGERS											
at Michigan											
ILLINOIS											
at Rutgers											
INDIANA											
MICHIGAN STATE											
at Ohio State											
IOWA											
at Purdue											
at Nebraska											
PENN STATE											
at Indiana											
OHIO STATE											
MINNESOTA											
at Michigan State											

Yr	G-S	Min/g	FG-A/%	3FG-A/%	FT-A/%	Reb/g	A	Stl	Blk	TO	Pt/g
20-21	5-0	3.1	1-3/.333	0-0/.000	1-2/.500	1.2	1	0	0	3	0.6
21-22	1-0	1.0	0-0/.000	0-0/.000	0-0/.000	0.0	0	0	0	0	0.0
<b>Total</b>	<b>6-0</b>	<b>2.8</b>	<b>1-3/.333</b>	<b>0-0/.000</b>	<b>1-2/.500</b>	<b>1.0</b>	<b>1</b>	<b>0</b>	<b>0</b>	<b>3</b>	<b>0.5</b>


## ► REVAZ Season/Career Highs

SEASON	CAREER HIGHS
POINTS	2 at #7 Michigan (1/19/21)
REBOUNDS	3 vs. Wingate (1/15/21)
FG MADE	1 at #7 Michigan (1/19/21)
FG ATT.	2 at #7 Michigan (1/19/21)
3 FG MADE	
3 FG ATT.	
FT MADE	1 vs. Wingate (1/15/21)
FT ATT.	2 vs. Wingate (1/15/21)
ASSISTS	1 vs. Saint Peter's (12/4/20)
BLOCKS	
STEALS	
MINUTES	1 vs. Lehigh (12/28) 8 vs. Wingate (1/15/21)

## ► REVAZ Miscellaneous Stats

Category	Season	Career	Last Time
Double-Figure Scoring			
20-plus Points			
10-plus Rebounds			
5-plus Rebounds			
5-plus Assists			
3-plus Steals			
Double-Doubles			





## #32 BRETT KARKUS

GUARD • 6-4 • 185 • FR • HS • HEWLETT, NY (BERKSHIRE SCHOOL (MASS.))

### ► 2021-22 Season

- Made collegiate debut vs. Lehigh (12/28).
- Joined team as a preferred walk-on.

### ► Before Maryland

- Played prep basketball at the Berkshire School in Massachusetts.

### ► Notables

- Major is undecided.

### ► KARKUS '21-22 Game-By-Game

OPPONENT	MIN	FG-A	3FG-A	FT-A	O-D-R	PF	A	TO	S	BLK	TP
QUINNIPIAC		dnp-cd									
GEORGE WASHINGTON		dnp-cd									
VERMONT		dnp-cd									
GEORGE MASON		dnp-cd									
HOFSTRA		dnp-cd									
vs. Richmond		dnp-cd									
vs. Louisville		dnp-cd									
VIRGINIA TECH		dnp-cd									
NORTHWESTERN		dnp-cd									
vs. #20 Florida		dnp-cd									
LEHIGH	1	0-1	0-1	0-0	0-0-0	0	0	0	0	0	0
BROWN		dnp-cd									
at Iowa		dnp-cd									
at Illinois		dnp-cd									
WISCONSIN											
at Northwestern											
RUTGERS											
at Michigan											
ILLINOIS											
at Rutgers											
INDIANA											
MICHIGAN STATE											
at Ohio State											
IOWA											
at Purdue											
at Nebraska											
PENN STATE											
at Indiana											
OHIO STATE											
MINNESOTA											
at Michigan State											

Yr	G-S	Min/g	FG-A/%	3FG-A/%	FT-A/%	Reb/g	A	Stl	Blk	TO	Pt/g
21-22	1-0	0.5	0-1/.000	0-1/.000	0-0/.000	0.0	0	0	0	0	0.0
<b>Total</b>	<b>1-0</b>	<b>0.5</b>	<b>0-1/.000</b>	<b>0-1/.000</b>	<b>0-0/.000</b>	<b>0.0</b>	<b>0</b>	<b>0</b>	<b>0</b>	<b>0</b>	<b>0.0</b>

### ► KARKUS Season/Career Highs

SEASON/CAREER HIGHS

POINTS	
REBOUNDS	
FG MADE	
FG ATT.	1 vs. Lehigh (12/28/21)
3 FG MADE	
3 FG ATT.	1 vs. Lehigh (12/28/21)
FT MADE	
FT ATT.	
ASSISTS	
BLOCKS	
STEALS	
MINUTES	1 vs. Lehigh (12/28/21)

### ► KARKUS Miscellaneous Stats

Category	Season/Career	Last Time
Double-Figure Scoring		
20-plus Points		
10-plus Rebounds		
5-plus Rebounds		
5-plus Assists		
3-plus Steals		
Double-Doubles		



# #33 QUDUS WAHAB

FORWARD • 6-11 • 240 • JR • TR • LAGOS, NIGERIA (FLINT HILL (VA) / GEORGETOWN)

## ► 2021-22 Season

- 2022 Kareem Abdul-Jabbar Center of the Year Watch List
- Had 12 points and seven rebounds at Iowa (1/3).
- Notched 18 points on 7-of-8 shooting vs. Virginia Tech (12/1).
- The first Terp since Steve Francis (1998) to score 17+ points in first two career games at Maryland.
- Posted 18 points and career-high 15 boards vs. George Washington (11/11).

The first Terp with 18/15 since Jalen Smith (22/19) on 2/18/20 at Northwestern. Scored 17 points (7-10 FG) in Maryland debut vs. Quinnipiac (11/9). It was the most points in a Terrapin debut since Jalen Smith scored 19 points vs. Delaware on 11/6/18. Transferred to Maryland from Georgetown in April of 2021. Rated the No. 3 overall transfer (out of more than 1,500 players) of the offseason according to CBSSports.com

## ► 2020-21 Season (Georgetown)

### • Big East All-Tournament Team

- Appeared in 26 games (25 starts) and helped lead Georgetown to the Big East Tournament Championship
- Led team in rebounds (8.2), double-doubles (8) and blocks (1.6), and ranked second in points (12.7) in 27.7 minutes/g of action.
- Reached double-figures in 19-of-26 games, including the final seven games of the season
- Scored career-high 20 points and added 12 rebounds in NCAA Tournament against Colorado (3/20)
- Averaged 14.3 points and 8.3 rebounds across four games in the Big East Tournament
- Scored 19 points against Marquette (3/10)
- Had 18 points and 10 rebounds against UConn (2/23)
- Had 16 points and 13 rebounds at Seton Hall (12/23)
- Nearly posted a triple-double against St. John's (12/13), recording 17 points, 10 rebounds and a career-high nine blocks
- Opened the season with 12 points and 12 rebounds vs. UMBC (11/25).

## ► 2019-20 Season (Georgetown)

- Appeared in 32 games, making seven starts, averaging 5.5 ppg
- Ranked third on the team 4.3 rpg and second with 30 blocks
- Scored at least 10 points on five separate occasions
- Had season highs of 14 points and 12 rebounds for first career double-double against No. 11 Creighton (March 4)
- Registered six blocks against DePaul (Feb. 22).

## ► Notables

- Played two seasons at Virginia Academy before transferring to Flint Hill for his junior and senior seasons
- Averaged a double-double and led the Huskies to back-to-back Mid-Atlantic Athletic Conference regular season titles and the 2019 MAC Tournament championship
- Named First Team All-Met and First Team All-State as a senior while also garnering all-state and Fourth Team All-Met recognition as a junior.
- Moved to United States at 15-years-old and has not been back to Nigeria or seen family in-person since leaving.
- Favorite place to eat at Maryland is Nando's.
- Majoring in Information Systems - Business.
- Name is pronounced "kuh-DOOS wuh-HAHB"

## ► WAHAB '21-22 Game-By-Game

OPPONENT	MIN	FG-A	3FG-A	FT-A	O-D-R	PF	A	TO	S	BLK	TP
QUINNIPAC*	17	7-10	0-0	3-4	2-4-6	3	2	1	0	2	17
GEORGE WASHINGTON*	24	7-10	0-0	4-6	5-10-15	2	1	1	1	2	18
VERMONT*	20	3-4	0-0	0-0	2-6-8	1	0	1	0	2	6
GEORGE MASON*	16	3-4	0-0	2-4	2-3-5	0	0	0	0	0	8
HOFSTRA*	8	3-3	0-0	0-0	2-4-6	2	0	2	0	0	6
vs. Richmond*	23	3-8	0-0	7-8	1-5-6	2	0	0	0	1	13
vs. Louisville*	23	3-9	0-0	1-2	1-3-4	3	0	1	0	2	7
VIRGINIA TECH*	26	7-8	0-0	4-4	1-6-7	4	1	2	1	1	18
NORTHWESTERN*	27	1-5	0-0	5-8	0-4-4	2	1	2	0	1	7
vs. #20 Florida*	24	0-1	0-0	1-2	1-7-8	4	1	1	0	1	1
LEHIGH*	19	5-6	0-0	1-2	2-6-8	2	0	1	0	1	11
BROWN*	25	2-5	0-0	3-4	2-10-12	3	0	0	0	0	7
at Iowa*	26	5-6	0-0	2-5	4-3-7	3	1	3	1	0	12
at Illinois*	10	0-2	0-0	0-0	0-2-2	5	1	1	0	0	0
WISCONSIN											
at Northwestern											
RUTGERS											
at Michigan											
ILLINOIS											
at Rutgers											
INDIANA											
MICHIGAN STATE											
at Ohio State											
IOWA											
at Purdue											
at Nebraska											
PENN STATE											
at Indiana											
OHIO STATE											
MINNESOTA											
at Michigan State											

Yr	G-S	Min/g	FG-A/%	3FG-A/%	FT-A/%	Reb/g	A	Stl	Blk	TO	Pt/g
19-20*	32-7	14.7	70-120/.583	0-0/.000	36-57/.632	4.3	11	8	30	26	5.5
20-21*	26-25	27.7	127-215/.591	0-0/.000	76-113/.673	8.2	5	10	41	51	12.7
21-22	14-14	20.5	49-81/.605	0-0/.000	33-49/.673	7.0	8	3	13	16	9.4
<b>Total</b>	<b>72-45</b>	<b>20.5</b>	<b>246-416/.591</b>	<b>0-0/.000</b>	<b>145-219/.662</b>	<b>6.2</b>	<b>24</b>	<b>21</b>	<b>84</b>	<b>93</b>	<b>8.8</b>

\*at Georgetown

## ► WAHAB Season/Career Highs

	SEASON	CAREER HIGHS
POINTS	18 (2x), last vs. Virginia Tech (12/1)	20 vs. Colorado (3/20/21)
REBOUNDS	15 vs. George Washington (11/11)	15 vs. George Washington (11/11/21)
FG MADE	7 (3x), last vs. Virginia Tech (12/1)	8 at Villanova (2/7/21)
FG ATT.	10 (2x), last vs. George Washington (11/11)	14 at Seton Hall (12/23/20)
3 FG MADE		
3 FG ATT.		
FT MADE	7 vs. Richmond (11/25)	8 vs. UConn (2/23/21)
FT ATT.	8 (2x), last vs. Northwestern (12/5)	12 vs. UConn (2/23/21)
ASSISTS	2 vs. Quinnipiac (11/9)	2 (3x), last vs. Quinnipiac (11/9/21)
BLOCKS	2 (4x), last vs. Louisville (11/27)	9 vs. St. John's (12/13/20)
STEALS	1 (4x), last at Iowa (1/3)	2 (3x), last at Butler (1/6/21)
MINUTES	27 vs. Northwestern (12/5)	38 vs. St. John's (12/13/20)

## ► WAHAB Miscellaneous Stats

Category	Season	Career	Last Time
Double-Figure Scoring	6	30	12 at Iowa (1/3/21)
20-plus Points		1	20 vs. Colorado (3/20/21)
10-plus Rebounds	2	12	12 vs. Brown (12/30/21)
3-plus Blocks		7	3 vs. Seton Hall (2/20/21)
3-plus Steals			
Double-Doubles	1	10	18 pts, 15 rebs vs. George Washington (11/11/21)

# 2021-22 GAME-BY-GAME

				Total		3-Pointers		Free throws		Rebounds											
Opponent	Date	Score		FG-FGA	PCT	3FG-3FGA	PCT	FT-FTA	PCT	OFF	DEF	TOT	AVG	PF	A	TO	BLK	STL	PTS	AVG	
Quinnipiac	11/09/2021	83-69	W	31-63	.492	6-17	.353	15-23	.652	13	32	45	45.0	13	17	13	5	6	83	83.0	
George Washington	11/11/2021	71-64	W	24-64	.375	3-20	.150	20-29	.690	17	31	48	46.5	10	11	13	6	9	71	77.0	
Vermont	11/13/2021	68-57	W	22-60	.367	6-27	.222	18-23	.783	14	32	46	46.3	16	14	9	6	5	68	74.0	
George Mason	11/17/2021	66-71	L	25-55	.455	9-28	.321	7-13	.538	8	22	30	42.3	13	16	10	4	6	66	72.0	
Hofstra	11/19/2021	69-67	W	25-60	.417	5-22	.227	14-18	.778	13	30	43	42.4	16	15	16	4	3	69	71.4	
vs Richmond	11/25/2021	86-80	W	28-57	.491	10-23	.435	20-25	.800	7	30	37	41.5	13	17	14	5	8	86	73.8	
vs Louisville	11/27/2021	55-63	L	20-52	.385	4-14	.286	11-17	.647	2	23	25	39.1	20	10	13	5	6	55	71.1	
Virginia Tech	12/01/2021	58-62	L	23-55	.418	1-13	.077	11-11	1.000	9	30	39	39.1	12	6	15	7	4	58	69.5	
Northwestern	12/05/2021	61-67	L	17-59	.288	10-23	.435	17-22	.773	9	33	42	39.4	16	12	14	2	5	61	68.6	
vs Florida	12/12/2021	70-68	W	24-49	.490	8-13	.615	14-18	.778	8	22	30	38.5	15	9	15	4	7	70	68.7	
Lehigh	12/28/2021	76-55	W	24-57	.421	5-19	.263	23-26	.885	15	32	47	39.3	14	11	15	5	10	76	69.4	
Brown	12/30/2021	81-67	W	28-57	.491	3-13	.231	22-27	.815	8	32	40	39.3	20	13	11	3	6	81	70.3	
at Iowa	01/03/2022	75-80	L	28-61	.459	9-25	.360	10-17	.588	13	25	38	39.2	20	11	9	1	6	75	70.7	
at Illinois	01/06/2022	64-76	L	23-50	.460	6-16	.375	12-20	.600	4	23	27	38.4	15	9	9	2	5	64	70.2	
Total		983		342-799	.428	85-273	.311	214-289	.740	140	397	537	38.4	213	171	176	59	86	983	70.2	
Opponents		946		345-850	.406	111-333	.333	145-207	.700	138	357	495	35.4	262	171	152	46	87	946	67.6	

## Maryland Averages

Games Played	Points/game	FG Pct	3FG Pct	FT Pct	Rebounds/game	Assists/game	Turnovers/game	Assist/Turnover ratio	Steals/game	Blocks/game
14	70.2	42.8	31.1	74.0	38.4	12.2	12.6	1.0	6.1	4.2

# 2021-22 OPPONENT GAME-BY-GAME

				Total		3-Pointers		Free throws		Rebounds											
Opponent	Date	Score		FG-FGA	PCT	3FG-3FGA	PCT	FT-FTA	PCT	OFF	DEF	TOT	AVG	PF	A	TO	BLK	STL	PTS	AVG	
Quinnipiac	11/09/2021	83-69	W	23-56	.411	11-30	.367	12-23	.522	5	24	29	29.0	20	13	12	0	11	69	69.0	
George Washington	11/11/2021	71-64	W	27-66	.409	4-17	.235	6-8	.750	10	28	38	33.5	22	9	13	6	6	64	66.5	
Vermont	11/13/2021	68-57	W	21-60	.350	7-22	.318	8-11	.727	8	24	32	33.0	21	9	7	1	4	57	63.3	
George Mason	11/17/2021	66-71	L	26-58	.448	12-24	.500	7-8	.875	11	25	36	33.8	16	13	12	4	6	71	65.3	
Hofstra	11/19/2021	69-67	W	24-56	.429	12-32	.375	7-8	.875	2	25	27	32.4	16	14	13	3	6	67	65.6	
vs Richmond	11/25/2021	86-80	W	30-65	.462	8-22	.364	12-20	.600	8	24	32	32.3	18	14	11	2	7	80	68.0	
vs Louisville	11/27/2021	55-63	L	21-60	.350	6-27	.222	15-19	.789	17	34	51	35.0	22	11	17	5	9	63	67.3	
Virginia Tech	12/01/2021	58-62	L	23-60	.383	9-20	.450	7-12	.583	11	22	33	34.8	15	15	8	4	6	62	66.6	
Northwestern	12/05/2021	61-67	L	27-63	.429	6-18	.333	7-9	.778	5	38	43	35.7	21	13	11	2	6	67	66.7	
vs Florida	12/12/2021	70-68	W	22-58	.379	11-27	.407	13-17	.765	15	20	35	35.6	20	14	12	6	7	68	66.8	
Lehigh	12/28/2021	76-55	W	19-59	.322	5-22	.227	12-13	.923	7	20	27	34.8	20	8	12	1	6	55	65.7	
Brown	12/30/2021	81-67	W	24-60	.400	4-22	.182	15-22	.682	9	24	33	34.7	23	12	10	6	3	67	65.8	
at Iowa	01/03/2022	75-80	L	30-61	.492	8-20	.400	12-19	.632	11	23	34	34.6	15	17	7	4	6	80	66.9	
at Illinois	01/06/2022	64-76	L	28-68	.412	8-30	.267	12-18	.667	19	26	45	35.4	13	9	7	2	4	76	67.6	
Total		946		345-850	.406	111-333	.333	145-207	.700	138	357	495	35.4	262	171	152	46	87	946	67.6	
Maryland		983		342-799	.428	85-273	.311	214-289	.740	140	397	537	38.4	213	171	176	59	86	983	70.2	

## Opponents Averages

Games Played	Points/game	FG Pct	3FG Pct	FT Pct	Rebounds/game	Assists/game	Turnovers/game	Assist/Turnover ratio	Steals/game	Blocks/game
14	67.6	40.6	33.3	70.0	35.4	12.2	10.9	1.1	6.2	3.3

# 2021-22 MISCELLANEOUS STATISTICS

## INDIVIDUAL

Led Maryland in Scoring (includes ties)	Overall	B1G
Eric Ayala	6	1
Donta Scott	3	1
Qudus Wahab	3	
Hakim Hart	2	1
Fatts Russell	2	

Led Maryland in Rebounding	Overall	B1G
Donta Scott	7	2
Qudus Wahab	5	
Eric Ayala	2	
Hakim Hart	1	1
Julian Reese	1	
Fatts Russell	1	

Led Maryland in Assists	Overall	B1G
Fatts Russell	11	3
Hakim Hart	3	
Donta Scott	2	
Xavier Green	2	
Eric Ayala	1	
Ian Martinez	1	

Led Maryland in Blocks	Overall	B1G
Julian Reese	6	1
Donta Scott	5	1
Qudus Wahab	3	1
Eric Ayala	3	1
Hakim Hart	2	1
Ian Martinez	1	
Fatts Russell	1	

Led Maryland in Steals	Overall	B1G
Hakim Hart	7	
Julian Reese	3	2
Ian Martinez	3	
Xavier Green	3	
Fatts Russell	2	
Donta Scott	2	1
Eric Ayala	2	
Qudus Wahab	1	

**Double-figure scoring games** — Ayala 12, Russell 11, Scott 9, Hart 8, Wahab 6, Reese 4, Martinez 1

**20-point scoring games** — Ayala 4, Russell 1, Hart 1

**30-point scoring games** —

**Double-figure rebounding games** — Scott 2, Wahab 2

**Double-figure assists games** —

## Double-Doubles

Player	Statistics	Opponent
Qudus Wahab	18 pts, 15 rebs	George Washington, 11/11
Donta Scott	18 pts, 10 rebs	George Mason, 11/17

## TERRAPIN TENDENCIES

Maryland's Record	Overall	Strk.	Last W/L
Overall Record	8-6	L2	NW, 12/5/21
Home	6-3	W2	NW, 12/5/21
Road	0-2	L3	at Rutgers, 2/21/21
Neutral	2-1	W1 vs.	Louisville, 11/27/21

Leading at the half	3-2	L2	Lehigh, 12/28/21
Trailing at the half	4-4	W1	NW, 12/5/21
Leading with 5:00 to play	7-0	W9	PSU, 3/7/21
Trailing with 5:00 to play	1-6	L5 vs.	Richmond, 11/25/21

In overtime	0-0	W5	at CLEM, 3/2/14
In double overtime	0-0	W1	at CLEM, 3/2/14

Shooting .500 or better	0-0	L1	Minnesota, 2/14/21
Shooting .451 to .499	4-3	L2	Brown, 12/30/21
Shooting .400 to .450	2-1	W1	Va Tech, 12/1/21
Shooting below .400	2-2	L2	Vermont, 11/13/21

Opponent shooting .500 or better	0-0	L5	at Indiana, 1/26/20
Opponent shooting .451 to .499	1-1	L1 vs.	Richmond, 11/25/21
Opponent shooting .400 to .450	4-3	L1	Brown, 12/30/21
Opponent shooting below .400	3-2	W2	Va Tech, 12/1/21

Higher FG% than opponent	6-3	L1	Brown, 12/30/21
Lower FG% than opponent	2-3	L2	Hofstra, 11/19/21

More 3-point FGs	1-2	L2 vs.	Richmond, 11/25/21
Fewer 3-point FGs	6-3	L1	Brown, 12/30/21

Making more free throws	8-1	W3	NW, 12/5/21
Making fewer free throws	0-3	L7	Nebraska, 2/17/21

Outrebounding opponent	7-2	L1	Brown, 12/30/21
Outrebounded by opponent	1-4	L1	vs. Florida, 12/12/21

More turnovers than opponent	6-4	L2	Brown, 12/30/21
Fewer turnovers than opponent	0-2	L3	vs. MSU, 3/11/21

Scoring more bench points	4-1	W2	GM, 11/17/21
Scoring fewer bench points	4-4	L2	Brown, 12/30/21

Games decided by 3 or less	2-0	W4	at Purdue, 12/25/20
Games decided by 4 to 8	2-5	L4 vs.	Richmond, 11/25/21
Games decided by 9 to 12	1-1	L1	Lehigh, 12/28/21
Games decided by 13 to 19	2-0	W2	vs. Alabama, 3/22/21
Games decided by 20 or more	1-0	W1	at Michigan, 1/19/21

vs. Top-10 opponent	0-0	L5	at #6 WISC, 12/28/20
vs. Top-25 opponent	1-0	W1	#5 Bama, 3/22/21
vs. Unranked opponent	7-6	L2	Brown, 12/30/21

Player scores 30+ points	0-0	W10	vs. UNC, 3/9/12
Player scores 20+ points	4-0	W4	vs. Alabama, 3/22/21
Terps score under 60 points	0-2	L7	RUT, 2/4/20
Terps score 60-69 points	2-3	L2	Hofstra, 11/19/21
Terps score 70-79 points	3-1	L1	Lehigh, 12/28/21
Terps score 80-89 points	3-0	W32	at UNC, 12/1/15
Terps score 90-99 points	0-0	W22	at UNC, 2/3/09
Terps score 80+ points	3-0	W46	at UNC, 12/1/15
Terps score 90+ points	0-0	W30	at UNC, 2/3/09
Terps score over 100 points	0-0	W52	Duke, 2/10/90

Opp. player scores 30+ points	0-1	L2	vs. Harvard, 11/29/19
Opp. player scores 20+ points	4-3	L2	Brown, 12/30/21
Opponents score under 60 points	2-0	W8	at Penn State, 2/5/21
Opponents score 60-69 points	5-3	W2	NW, 12/5/21
Opponents score 70-79 points	0-2	L3	Nebraska, 2/17/21
Opponents score 80-89 points	1-1	L1 vs.	Richmond, 11/25/21
Opponents score 90-99 points	0-0	L3	at ILL, 12/3/17
Opponents score over 100 points	0-0	W1	at UNC, 2/3/09

In November	5-2	L1 vs.	Richmond, 11/25/21
In December	3-2	W3	NW, 12/5/21
In January	0-2	L3	at Minnesota, 1/23/21
In February	0-0	W5	Ohio State, 2/8/21
In March	0-0	L1	vs. UConn, 3/20/21

**Note:** Last W/L column identifies the last time the opposite result in the streak happened. For example, if Maryland had a winning streak of 5 games, its last loss would be in the W/L column.

## MARYLAND'S LARGEST...

**LEAD**  
Overall: 25 (2nd-6:31 vs. Quinnipiac, 11/9)  
B1G: 6 (2nd-19:46 at Illinois, 1/6)

**DEFICIT**  
Overall: 14 (1st-10:50 at Illinois, 1/6)  
B1G: 14 (1st-10:50 at Illinois, 1/6)

**MARGIN OF VICTORY**  
Overall: 21 vs. Lehigh, 12/21  
B1G:

**MARGIN OF DEFEAT**  
Overall: 12 vs. Quinnipiac, 1/6  
B1G: 12 at Illinois, 1/6

**HALFTIME LEAD**  
Overall: 16 vs. Quinnipiac, 11/9  
B1G: 4 (2x), last at Illinois, 1/6

**HALFTIME DEFICIT**  
Overall: 9 vs. Richmond, 11/25  
B1G: 3 vs. Northwestern, 12/5

**HOME CROWD**  
Overall: 15,998 vs. Vermont, 11/13  
B1G: 13,958 vs. Northwestern, 12/5

**ROAD CROWD**  
Overall: 12,981 at Illinois, 1/6  
B1G: 12,981 at Illinois, 1/6

**NEUTRAL CROWD**  
Overall:



# 2021-22 TEAM HIGHS & LOWS

## Maryland - Game Highs

<b>POINTS</b>	86	vs Richmond (N) (11/25/2021)
	83	Quinnipiac (11/09/2021)
	81	Brown (12/30/2021)
	76	Lehigh (12/28/2021)
	75	at Iowa (01/03/2022)
<b>FIELD GOALS MADE</b>	31	Quinnipiac (11/09/2021)
	28	at Iowa (01/03/2022)
	28	Brown (12/30/2021)
	28	vs Richmond (N) (11/25/2021)
<b>FIELD GOAL ATTEMPTS</b>	64	George Washington (11/11/2021)
	63	Quinnipiac (11/09/2021)
<b>FIELD GOAL PERCENTAGE</b>	.492 (31-63)	Quinnipiac (11/09/2021)
	.491 (28-57)	Brown (12/30/2021)
	.491 (28-57)	vs Richmond (N) (11/25/2021)
<b>3 PT FG MADE</b>	10	Northwestern (12/05/2021)
	10	vs Richmond (N) (11/25/2021)
<b>3 PT FG ATTEMPTS</b>	28	George Mason (11/17/2021)
	27	Vermont (11/13/2021)
<b>3 PT FG PERCENTAGE</b>	.615 (8-13)	vs Florida (N) (12/12/2021)
	.435 (10-23)	Northwestern (12/05/2021)
	.435 (10-23)	vs Richmond (N) (11/25/2021)
<b>FREE THROWS MADE</b>	23	Lehigh (12/28/2021)
	22	Brown (12/30/2021)
<b>FREE THROW ATTEMPTS</b>	29	George Washington (11/11/2021)
	27	Brown (12/30/2021)
<b>FREE THROW PERCENTAGE</b>	1.000 (11-11)	Virginia Tech (12/01/2021)
	.885 (23-26)	Lehigh (12/28/2021)
<b>REBOUNDS</b>	48	George Washington (11/11/2021)
	47	Lehigh (12/28/2021)
<b>ASSISTS</b>	17	vs Richmond (N) (11/25/2021)
	17	Quinnipiac (11/09/2021)
<b>STEALS</b>	10	Lehigh (12/28/2021)
	9	George Washington (11/11/2021)
<b>BLOCKED SHOTS</b>	7	Virginia Tech (12/01/2021)
	6	Vermont (11/13/2021)
	6	George Washington (11/11/2021)
<b>TURNOVERS</b>	16	Hofstra (11/19/2021)
	15	Lehigh (12/28/2021)
	15	vs Florida (N) (12/12/2021)
	15	Virginia Tech (12/01/2021)
<b>FOULS</b>	21	Brown (12/30/2021)
	20	at Iowa (01/03/2022)
	20	vs Louisville (N) (11/27/2021)

## Maryland - Game Lows

<b>POINTS</b>	55	vs Louisville (N) (11/27/2021)
	58	Virginia Tech (12/01/2021)
	61	Northwestern (12/05/2021)
	64	at Illinois (01/06/2022)
	66	George Mason (11/17/2021)
<b>FIELD GOALS MADE</b>	17	Northwestern (12/05/2021)
	20	vs Louisville (N) (11/27/2021)
<b>FIELD GOAL ATTEMPTS</b>	49	vs Florida (N) (12/12/2021)
	50	at Illinois (01/06/2022)
<b>FIELD GOAL PERCENTAGE</b>	.288 (17-59)	Northwestern (12/05/2021)
	.367 (22-60)	Vermont (11/13/2021)
<b>3 PT FG MADE</b>	1	Virginia Tech (12/01/2021)
	3	Brown (12/30/2021)
	3	George Washington (11/11/2021)
<b>3 PT FG ATTEMPTS</b>	13	Brown (12/30/2021)
	13	vs Florida (N) (12/12/2021)
	13	Virginia Tech (12/01/2021)
<b>3 PT FG PERCENTAGE</b>	.077 (1-13)	Virginia Tech (12/01/2021)
	.150 (3-20)	George Washington (11/11/2021)
<b>FREE THROWS MADE</b>	7	George Mason (11/17/2021)
	10	at Iowa (01/03/2022)
<b>FREE THROW ATTEMPTS</b>	11	Virginia Tech (12/01/2021)
	13	George Mason (11/17/2021)
<b>FREE THROW PERCENTAGE</b>	.538 (7-13)	George Mason (11/17/2021)
	.588 (10-17)	at Iowa (01/03/2022)
<b>REBOUNDS</b>	25	vs Louisville (N) (11/27/2021)
	27	at Illinois (01/06/2022)
<b>ASSISTS</b>	6	Virginia Tech (12/01/2021)
	9	at Illinois (01/06/2022)
	9	vs Florida (N) (12/12/2021)
<b>STEALS</b>	3	Hofstra (11/19/2021)
	4	Virginia Tech (12/01/2021)
<b>BLOCKED SHOTS</b>	1	at Iowa (01/03/2022)
	2	at Illinois (01/06/2022)
	2	Northwestern (12/05/2021)
<b>TURNOVERS</b>	9	at Illinois (01/06/2022)
	9	at Iowa (01/03/2022)
	9	Vermont (11/13/2021)
<b>FOULS</b>	10	George Washington (11/11/2021)
	12	Virginia Tech (12/01/2021)

## Opponent - Game Highs

<b>POINTS</b>	80	at Iowa (01/03/2022)
	80	vs Richmond (N) (11/25/2021)
	76	at Illinois (01/06/2022)
	71	George Mason (11/17/2021)
	69	Quinnipiac (11/09/2021)
<b>FIELD GOALS MADE</b>	30	at Iowa (01/03/2022)
	30	vs Richmond (N) (11/25/2021)
<b>FIELD GOAL ATTEMPTS</b>	68	at Illinois (01/06/2022)
	66	George Washington (11/11/2021)
<b>FIELD GOAL PERCENTAGE</b>	.492 (30-61)	at Iowa (01/03/2022)
	.462 (30-65)	vs Richmond (N) (11/25/2021)
<b>3 PT FG MADE</b>	12	Hofstra (11/19/2021)
	12	George Mason (11/17/2021)
<b>3 PT FG ATTEMPTS</b>	32	Hofstra (11/19/2021)
	30	at Illinois (01/06/2022)
	30	Quinnipiac (11/09/2021)
<b>3 PT FG PERCENTAGE</b>	.500 (12-24)	George Mason (11/17/2021)
	.450 (9-20)	Virginia Tech (12/01/2021)
<b>FREE THROWS MADE</b>	15	Brown (12/30/2021)
	15	vs Louisville (N) (11/27/2021)
<b>FREE THROW ATTEMPTS</b>	23	Quinnipiac (11/09/2021)
	22	Brown (12/30/2021)
<b>FREE THROW PERCENTAGE</b>	.923 (12-13)	Lehigh (12/28/2021)
	.875 (7-8)	Hofstra (11/19/2021)
	.875 (7-8)	George Mason (11/17/2021)
<b>REBOUNDS</b>	51	vs Louisville (N) (11/27/2021)
	45	at Illinois (01/06/2022)
<b>ASSISTS</b>	17	at Iowa (01/03/2022)
	15	Virginia Tech (12/01/2021)
<b>STEALS</b>	11	Quinnipiac (11/09/2021)
	9	vs Louisville (N) (11/27/2021)
<b>BLOCKED SHOTS</b>	6	Brown (12/30/2021)
	6	vs Florida (N) (12/12/2021)
	6	George Washington (11/11/2021)
<b>TURNOVERS</b>	17	vs Louisville (N) (11/27/2021)
	13	Hofstra (11/19/2021)
	13	George Washington (11/11/2021)
<b>FOULS</b>	23	Brown (12/30/2021)
	22	vs Louisville (N) (11/27/2021)
	22	George Washington (11/11/2021)

## Opponent - Game Lows

<b>POINTS</b>	55	Lehigh (12/28/2021)
	57	Vermont (11/13/2021)
	62	Virginia Tech (12/01/2021)
	63	vs Louisville (N) (11/27/2021)
	64	George Washington (11/11/2021)
<b>FIELD GOALS MADE</b>	19	Lehigh (12/28/2021)
	21	vs Louisville (N) (11/27/2021)
	21	Vermont (11/13/2021)
<b>FIELD GOAL ATTEMPTS</b>	56	Hofstra (11/19/2021)
	56	Quinnipiac (11/09/2021)
<b>FIELD GOAL PERCENTAGE</b>	.322 (19-59)	Lehigh (12/28/2021)
	.350 (21-60)	vs Louisville (N) (11/27/2021)
	.350 (21-60)	Vermont (11/13/2021)
<b>3 PT FG MADE</b>	4	Brown (12/30/2021)
	4	George Washington (11/11/2021)
<b>3 PT FG ATTEMPTS</b>	17	George Washington (11/11/2021)
	18	Northwestern (12/05/2021)
<b>3 PT FG PERCENTAGE</b>	.182 (4-22)	Brown (12/30/2021)
	.222 (6-27)	vs Louisville (N) (11/27/2021)
<b>FREE THROWS MADE</b>	6	George Washington (11/11/2021)
	7	Northwestern (12/05/2021)
	7	Virginia Tech (12/01/2021)
	7	Hofstra (11/19/2021)
	7	George Mason (11/17/2021)
<b>FREE THROW ATTEMPTS</b>	8	Hofstra (11/19/2021)
	8	George Mason (11/17/2021)
	8	George Washington (11/11/2021)
<b>FREE THROW PERCENTAGE</b>	.522 (12-23)	Quinnipiac (11/09/2021)
	.583 (7-12)	Virginia Tech (12/01/2021)
<b>REBOUNDS</b>	27	Lehigh (12/28/2021)
	27	Hofstra (11/19/2021)
<b>ASSISTS</b>	8	Lehigh (12/28/2021)
	9	at Illinois (01/06/2022)
	9	Vermont (11/13/2021)
	9	George Washington (11/11/2021)
<b>STEALS</b>	3	Brown (12/30/2021)
	4	at Illinois (01/06/2022)
	4	Vermont (11/13/2021)
<b>BLOCKED SHOTS</b>	0	Quinnipiac (11/09/2021)
	1	Lehigh (12/28/2021)
	1	Vermont (11/13/2021)
<b>TURNOVERS</b>	7	at Illinois (01/06/2022)
	7	at Iowa (01/03/2022)
	7	Vermont (11/13/2021)
<b>FOULS</b>	13	at Illinois (01/06/2022)
	15	at Iowa (01/03/2022)
	15	Virginia Tech (12/01/2021)

# 2021-22 INDIVIDUAL HIGHS

Maryland - Individual Game Highs

<b>POINTS</b>	24	Hakim Hart vs Richmond (N) (11/25/2021)
	22	Eric Ayala vs Brown (12/30/2021)
	22	Fatts Russell vs Vermont (11/13/2021)
	22	Eric Ayala vs Vermont (11/13/2021)
	20	Eric Ayala vs Lehigh (12/28/2021)
	20	Eric Ayala vs Richmond (N) (11/25/2021)
<b>FIELD GOALS MADE</b>	8	Eric Ayala vs Lehigh (12/28/2021)
	8	Hakim Hart vs Richmond (N) (11/25/2021)
<b>FIELD GOAL ATTEMPTS</b>	18	Eric Ayala vs Vermont (11/13/2021)
	17	Eric Ayala vs Hofstra (11/19/2021)
	17	Eric Ayala vs George Mason (11/17/2021)
<b>FIELD GOAL PERCENTAGE (min 5 made)</b>	.889 (8-9)	Hakim Hart vs Richmond (N) (11/25/2021)
	.875 (7-8)	Qudus Wahab vs Virginia Tech (12/01/2021)
<b>3 PT FG MADE</b>	5	Eric Ayala at Iowa (01/03/2022)
	5	Eric Ayala vs George Mason (11/17/2021)
<b>3 PT FG ATTEMPTS</b>	12	Eric Ayala vs George Mason (11/17/2021)
	9	Eric Ayala at Iowa (01/03/2022)
	9	Eric Ayala vs Hofstra (11/19/2021)
<b>3 PT FG PERCENTAGE (min 2 made)</b>	1.000 (3-3)	Fatts Russell vs Florida (N) (12/12/2021)
	.800 (4-5)	Hakim Hart vs Richmond (N) (11/25/2021)
<b>FREE THROWS MADE</b>	8	Eric Ayala vs Brown (12/30/2021)
	7	Qudus Wahab vs Richmond (N) (11/25/2021)
	7	Fatts Russell vs Hofstra (11/19/2021)
<b>FREE THROW ATTEMPTS</b>	12	Eric Ayala vs Brown (12/30/2021)
	10	Fatts Russell vs Hofstra (11/19/2021)
<b>FREE THROW PERCENTAGE (min 3 made)</b>	1.000 (6-6)	Hakim Hart vs Lehigh (12/28/2021)
	1.000 (6-6)	Eric Ayala vs Vermont (11/13/2021)
	1.000 (5-5)	Fatts Russell vs Brown (12/30/2021)
	1.000 (5-5)	Julian Reese vs Louisville (N) (11/27/2021)
	1.000 (4-4)	Hakim Hart at Iowa (01/03/2022)
	1.000 (4-4)	Hakim Hart vs Brown (12/30/2021)
	1.000 (4-4)	Simon Wright vs Lehigh (12/28/2021)
	1.000 (4-4)	Eric Ayala vs Northwestern (12/05/2021)
	1.000 (4-4)	Fatts Russell vs Virginia Tech (12/01/2021)
	1.000 (4-4)	Qudus Wahab vs Virginia Tech (12/01/2021)
	1.000 (4-4)	Hakim Hart vs Richmond (N) (11/25/2021)
	1.000 (3-3)	Hakim Hart at Illinois (01/06/2022)
<b>REBOUNDS</b>	15	Qudus Wahab vs George Washington (11/11/2021)
	12	Qudus Wahab vs Brown (12/30/2021)
<b>ASSISTS</b>	6	Fatts Russell vs Richmond (N) (11/25/2021)
	6	Fatts Russell vs George Mason (11/17/2021)
<b>STEALS</b>	5	Hakim Hart vs Lehigh (12/28/2021)
	4	Hakim Hart vs Richmond (N) (11/25/2021)
<b>BLOCKED SHOTS</b>	4	Julian Reese vs Virginia Tech (12/01/2021)
	3	Donta Scott vs Richmond (N) (11/25/2021)
	3	Donta Scott vs Vermont (11/13/2021)
	3	Julian Reese vs Quinnipiac (11/09/2021)
<b>TURNOVERS</b>	6	Eric Ayala vs Northwestern (12/05/2021)
	5	Fatts Russell vs Florida (N) (12/12/2021)
	5	Fatts Russell vs Richmond (N) (11/25/2021)
	5	Eric Ayala vs George Washington (11/11/2021)
<b>FOULS</b>	5	Qudus Wahab at Illinois (01/06/2022)
	5	Julian Reese at Illinois (01/06/2022)
	5	Julian Reese vs Brown (12/30/2021)
	5	Ian Martinez vs George Mason (11/17/2021)

Opponent - Individual Game Highs

<b>POINTS</b>	35	Keegan Murray at Iowa (01/03/2022)
	27	Ben Shungu vs Vermont (11/13/2021)
	25	Tamenang Choh vs Brown (12/30/2021)
	25	Matt Balanc vs Quinnipiac (11/09/2021)
	24	D'Shawn Schwartz vs George Mason (11/17/2021)
<b>FIELD GOALS MADE</b>	14	Keegan Murray at Iowa (01/03/2022)
	10	Ben Shungu vs Vermont (11/13/2021)
<b>FIELD GOAL ATTEMPTS</b>	21	Keegan Murray at Iowa (01/03/2022)
	20	Joe Bamisile vs George Washington (11/11/2021)
<b>FIELD GOAL PERCENTAGE (min 5 made)</b>	.833 (5-6)	Jaylan Gainey vs Brown (12/30/2021)
	.750 (9-12)	Kofi Cockburn at Illinois (01/06/2022)
	.750 (9-12)	Matt Balanc vs Quinnipiac (11/09/2021)
	.750 (6-8)	Filip Rebraca at Iowa (01/03/2022)
<b>3 PT FG MADE</b>	6	D'Shawn Schwartz vs George Mason (11/17/2021)
	5	Keegan Murray at Iowa (01/03/2022)
	5	Tyree Appleby vs Florida (N) (12/12/2021)
	5	Jalen Ray vs Hofstra (11/19/2021)
	5	Tyrese Williams vs Quinnipiac (11/09/2021)
<b>3 PT FG ATTEMPTS</b>	12	Jalen Ray vs Hofstra (11/19/2021)
	11	Trent Frazier at Illinois (01/06/2022)
<b>3 PT FG PERCENTAGE (min 2 made)</b>	.833 (5-6)	Keegan Murray at Iowa (01/03/2022)
	.750 (3-4)	CJ Felder vs Florida (N) (12/12/2021)
<b>FREE THROWS MADE</b>	7	Tamenang Choh vs Brown (12/30/2021)
	7	Phlandrous Fleming Jr. vs Florida (N) (12/12/2021)
<b>FREE THROW ATTEMPTS</b>	8	Kofi Cockburn at Illinois (01/06/2022)
	8	Tamenang Choh vs Brown (12/30/2021)
	8	Phlandrous Fleming Jr. vs Florida (N) (12/12/2021)
<b>FREE THROW PERCENTAGE (min 3 made)</b>	1.000 (6-6)	Malik Williams vs Louisville (N) (11/27/2021)
	1.000 (4-4)	Jakob Alamudun vs Lehigh (12/28/2021)
	1.000 (4-4)	Davonte Gaines vs George Mason (11/17/2021)
	1.000 (3-3)	Jeameril Wilson vs Lehigh (12/28/2021)
	1.000 (3-3)	Anthony Duruji vs Florida (N) (12/12/2021)
<b>REBOUNDS</b>	18	Kofi Cockburn at Illinois (01/06/2022)
	12	Keve Aluma vs Virginia Tech (12/01/2021)
	12	Malik Williams vs Louisville (N) (11/27/2021)
<b>ASSISTS</b>	9	Joe Toussaint at Iowa (01/03/2022)
	6	Jarrod West vs Louisville (N) (11/27/2021)
<b>STEALS</b>	5	Matt Balanc vs Quinnipiac (11/09/2021)
	4	Malik Williams vs Louisville (N) (11/27/2021)
<b>BLOCKED SHOTS</b>	3	Keegan Murray at Iowa (01/03/2022)
	3	Jaylan Gainey vs Brown (12/30/2021)
	3	Colin Castleton vs Florida (N) (12/12/2021)
<b>TURNOVERS</b>	6	Aaron Estrada vs Hofstra (11/19/2021)
	4	Jacob Gilyard vs Richmond (N) (11/25/2021)
	4	Noel Brown vs George Washington (11/11/2021)
<b>FOULS</b>	5	Dan Friday vs Brown (12/30/2021)
	5	Nic Lynch vs Lehigh (12/28/2021)
	5	Colin Castleton vs Florida (N) (12/12/2021)
	5	Xavier Johnson vs George Mason (11/17/2021)

## 2021-22 MARYLAND Starting Lineups (1)

Forward	Forward	Guard	Guard	Guard	Record	Games
Wahab	Scott	Hart	Ayala	Russell	8-6	W-Quinnipiac, W-GW, W-Vermont, L-George Mason, W-Hofstra, W-vs. Richmond, L-vs. Louisville, L-Va. Tech L-Northwestern, W-vs. Florida, W-Lehigh, W-Brown, L-at Iowa, L-at Illinois

# THE LAST TIME ...

## ► Scoring

**A Player Scored 40 Points:** Greivis Vasquez (41) at Virginia Tech, 2/27/2010.  
**A Player Scored 35 Points:** Diamond Stone (39) vs. Penn State, 12/30/2015.  
**A Player Scored 30 Points:** *Hakim Hart* (32), vs. *Saint Peter's*, 12/4/2020.  
**A Player Scored 20 Points:** *Eric Ayala* (22), vs. *Brown*, 12/30/2021.  
**A Player Scored 20 Points in a Half:** Anthony Cowan Jr. (20), vs. Temple, 11/28/19.  
**A Player Scored At Least 30 Points in Back-to-Back Games:** Nik Caner-Medley, 33 at Georgia Tech, 1/25/2006 and 30 at Temple, 1/28/2006.  
**Two Players Scored 30 points in the Same Game:** Never  
**Two Players Scored 20 points in the Same Game:** *Hakim Hart* (24) & *Eric Ayala* (20), vs. *Richmond*, 11/25/2021.  
**A Player Scored 20+ Points in 4 Consecutive Games:** Anthony Cowan Jr. (Jan. 8 - Jan. 18, 2019)  
**Same Two Players Scored 20 points in Back-to-Back Games:** Lonny Baxter (32) and Juan Dixon (26) vs. Norfolk State, 3/23/2000; Lonny Baxter (21) and Juan Dixon (24) vs. Chicago State, 3/27/2000.  
**Three Players Scored 20 Points in the Same Game:** Juan Dixon (23), Chris Wilcox (21), Lonny Baxter (20) vs. Virginia, 3/3/2002.  
**Five Players Scored in Double Figures in a Game:** *Eric Ayala* (19), *Fatts Russell* (16), *Qudus Wahab* (12) *Donta Scott* (11), *Hakim Hart* (11) at Iowa, 1/3/2022.  
**Six Players Scored in Double Figures in a Game:** Anthony Cowan Jr. (23), Jalen Smith (20), Eric Ayala (13), Bruno Fernando (11), Aaron Wiggins (11), Serrel Smith Jr. (10) vs. Loyola Maryland, 12/11/2018.  
**Seven Players Scored in Double Figures in a Game:** Joe Smith (25), Johnny Rhodes (19), Sarunas Jasikevicius (18), Exree Hipp (16), Wayne Bristol (12), Keith Booth (11), Mario Lucas (10), Duane Simpkins (10) vs. Towson State, 12/23/1995.  
**Eight Players Scored in Double Figures in a Game:** Joe Smith (25), Johnny Rhodes (19), Sarunas Jasikevicius (18), Exree Hipp (16), Wayne Bristol (12), Keith Booth (11), Mario Lucas (10), Duane Simpkins (10) vs. Towson State, 12/23/1995.  
**A Player had 20 points and 20 Rebounds in the Same Game:** Joe Smith (31 pts, 21 rebs) vs. Texas, NCAA Second Round, 3/18/95. (Also had 7 blocks).

## ► Field Goal Shooting

**Team shot 60 percent or better:** .604 (32-53), vs. Wingate (1/15/21).  
**Team shot 70 percent or better:** .739 (34-46), vs. Waker Forest (1/28/86).  
**Team shot 80 percent or better:** .833 (15-18), vs. South Carolina (1/9/71).

## ► Rebounds

**A Player Had 15 Rebounds:** *Qudus Wahab* (15) vs. *George Washington*, 11/9/2021.  
**A Player Had 16 Rebounds:** Jalen Smith (19) vs. Northwestern, 2/18/2020.  
**A Player Had 17 Rebounds:** Jalen Smith (19) vs. Northwestern, 2/18/2020.  
**A Player Had 18 Rebounds:** Jalen Smith (19) vs. Northwestern, 2/18/2020.  
**A Player Had 19 Rebounds:** Jalen Smith (19) vs. Northwestern, 2/18/2020.  
**A Player Had 20 Rebounds:** Joe Smith (21) vs. Texas, 3/18/1995.  
**A Player Had 25 Rebounds:** Len Elmore (26) at Wake Forest, 2/27/1974.  
**Two Players Had Double-Figure Rebounds in the Same Game:** *Qudus Wahab* (15) and *Donta Scott* (10) vs. *George Washington*, 11/9/2021.  
**Three Players Had Double-Figure Rebounds in the Same Game:** Laron Profit (12), Keith Booth (11), Obinna Ekezie (10) vs. Chicago State, 12/2/1996.

## ► Double-Doubles/Triple-Doubles

**A Player Had a Double/Double in Points and Rebounds:** *Donta Scott* (15 points, 10 rebounds) vs. *George Mason*, 11/17/21.  
**A Player Had a Double/Double in Points and Assists:** Anthony Cowan Jr. (13 points, 10 assists) vs. Nebraska, 2/11/20.  
**Two Players Had Double/Doubles in Points and Rebounds in the Same Game:** Jalen Smith (12 pts, 10 rbs) and Donta Scott (10 pts, 10 rbs) vs. Nebraska, 2/11/20.  
**Three Players Had Double/Doubles in the Same Game:** Jalen Smith (16 pts, 13 rebs), Donta Scott (10 pts, 10 rebs) and Anthony Cowan Jr. (13 pts, 10 asts) vs. Nebraska, 2/11/2020.  
**A Player Had Back-to-Back Double/Doubles:** Jalen Smith (4), 2/16/20 - 3/8/20.  
**A Player Had 3 Double/Doubles in a Row:** Jalen Smith (4), 2/16/20 - 3/8/20.  
**A Player Had 4 Double/Doubles in a Row:** Jalen Smith (4), 2/16/20 - 3/8/20.  
**A Player Had 5 Double/Doubles in a Row:** Jalen Smith (9), 1/18/20 - 2/18/20.  
**A Player Had 6 Double/Doubles in a Row:** Jalen Smith (9), 1/18/20 - 2/18/20.  
**A Player Had 7 Double/Doubles in a Row:** Jalen Smith (9), 1/18/20 - 2/18/20.  
**A Player Had 8 Double/Doubles in a Row:** Jalen Smith (9), 1/18/20 - 2/18/20.  
**A Player Had 9 Double/Doubles in a Row:** Jalen Smith (9), 1/18/20 - 2/18/20.

### All-Time Triple/Doubles:

Greivis Vasquez vs. North Carolina (35 points, 11 rebounds, 10 assists), 2/21/2009;  
Derrick Lewis vs. UMBC (32 points, 10 rebounds, 10 blocked shots), 2/17/1987;  
Derrick Lewis vs. James Madison (29 points, 23 rebounds, 12 blocked shots), 1/28/1987.

## ► Assists

**A Player Had 10 Assists in a Game:** Anthony Cowan Jr. vs. Nebraska, 2/11/2020.  
**A Player Had 11 Assists in a Game:** Melo Trimble (12) at North Carolina, 12/1/2015.  
**A Player Had 12 Assists in a Game:** Melo Trimble (12) at North Carolina, 12/1/2015.  
**A Player Had 13 Assists in a Game:** Pe'Shon Howard (13) vs. LIU Brooklyn, 11/16/2012.  
**A Player Had 14 Assists in a Game:** Greivis Vasquez (15) vs. NC State, 2/9/2008.  
**A Player Had 15 Assists in a Game:** Greivis Vasquez (15) vs. NC State, 2/9/2008.

## ► Blocks

**A Player Had 5 Blocks in a Game:** Jalen Smith (6) vs. Rutgers (2/4/2020).  
**A Player Had 6 Blocks in a Game:** Jalen Smith (6) vs. Rutgers (2/4/2020).  
**A Player Had 7 Blocks in a Game:** Diamond Stone (8) at Nebraska (2/3/2016).  
**A Player Had 8 Blocks in a Game:** Diamond Stone (8) at Nebraska (2/3/2016).  
**A Player Had 10 Blocks in a Game:** Derrick Lewis (10) vs. UMES, 2/27/1987.  
**A Player Had 12 Blocks in a Game:** Cedric Lewis (12) vs. South Florida, 1/20/1991.

## ► Steals

**A Player Had 5 Steals in a Game:** *Hakim Hart* (5) vs. *Lehigh*, 12/28/2021.  
**A Player Had 6 Steals in a Game:** Justin Jackson (6) at Iowa, 1/19/2017.  
**A Player Had 7 Steals in a Game:** Chris McCray (7) vs. Wagner, 1/4/2003.  
**A Player Had 8 Steals in a Game:** Juan Dixon (8) vs. Florida State, 1/26/2002.  
**A Player Had 9 Steals in a Game:** Johnny Rhodes (9) at North Carolina, 2/7/1996.

## ► Miscellaneous

**A Player Topped the Team in Scoring, Rebounding and Assists for a Game:** *Eric Ayala* (21 points, 9 rebounds, 4 assists vs. *Michigan State*, 3/11/21).  
**A Player Hit a Shot with <5 seconds left to Win a Game:** Darryl Morsell hit a deep 3-pointer at Minnesota with 1 second remaining, 2/26/20.  
**A Player Hit Last-Second Free Throws to Win a Game:** *Ian Martinez* vs. *Hofstra* (11/19/21) hit two free throws with 4 seconds remaining to clinch a 69-67 win  
**An Opposing Player Hit a Last-Second Shot to Win a Game:** Tremont Waters (LSU) hit a game-winning lay-up with 3 seconds left for a 69-67 LSU win in the NCAA Round of 32, 3/23/2019.  
**Player Played Every Minute of a Game:** Anthony Cowan Jr. vs. Illinois (12/7/19)  
**Three True Freshmen Started A Game:** Eric Ayala, Aaron Wiggins and Jalen Smith, 11/9/18 vs. Navy

## ► Team

**Maryland Ranked No. 1 in AP Top-25:** Never.  
**Maryland Ranked No. 1 in Coaches Top-25:** April 2, 2002  
**Maryland Defeated A No. 1-Ranked Opponent:** 2/16/2013 at Comcast Center - Maryland 83, [2/1] Duke 81.  
**Maryland Defeated A Top-5 Ranked Opponent:** 1/28/16 at XFINITY Center - #8 Maryland 74, #3 Iowa 68  
**Maryland Defeated Back-to-Back Ranked Opponents at Home:** 1/2/19 at XFINITY Center - Maryland 74, #24 Nebraska 72 and 1/11/19 at XFINITY Center - Maryland 78, #22 IU 75  
**Last Overtime Game:** 12/3/17 - Maryland 92, Illinois 91  
**Last Overtime Victory at Home:** 1/19/2016 - #5 Maryland 62, Northwestern 56  
**Last Overtime Victory on the Road:** 12/3/17 - Maryland 92, Illinois 91  
**Maryland Scored 100 Points or more:** 1/15/18 - *Maryland 100, Wingate 58*  
**Maryland Had A Run of 20 Points:** 11/29/20 - 21 pts - *Maryland 79, Mount St. Mary's 61*  
**Maryland Had A Run of 25 Points:** 11/13/13 - 29 pts - at Maryland 67, ACU 44  
**Maryland Erased a 15-Point Deficit to Win:** at Minnesota - trailed 47-30 with 0:43 left in the first half, 2/26/20  
**Maryland Erased a 17-Point Deficit to Win:** at Minnesota - trailed 47-30 with 0:43 left in the first half, 2/26/20  
**Maryland Erased a 17-Point Deficit to Win:** at Minnesota - trailed 47-30 with 0:43 left in the first half, 2/26/20  
**Maryland Erased a 19-Point Deficit to Win:** vs. NC State (2004 ACC Tournament)

*Items in italics occurred in 2021-22*





## 2021-22 BOX SCORES (GAMES 5-8)



Official Basketball Box Score - Final  
**Hofstra at Maryland**  
 11/19/21 XFINITY Center, College Park  
 2021-22 Men's Basketball

Game Time: 6:30 PM  
 Game Duration: 2:02  
 Attendance: 12,810



Official Basketball Box Score - Final  
**Richmond at Maryland**  
 11/25/21 Baha Mar Convention Center, Nassau  
 2021-22 Men's Basketball

Game Time: 7:00 PM  
 Game Duration: 2:08

Hofstra - 67

Record: 1-3

NO.	Name	Min	FG	3P	FT	Rebounds	Fouls	TP	AS	TO	ST	Blocks	BS	BA	+/-
23	Kivonn Cramer	F 23:38	3-4	0-1	0-0	0 4 4	3 2	6	0	1	0	2	0	13	
0	Darlinstone Dubar	G 29:42	3-5	2-3	2-2	1 6 7	2 1	10	1	1	2	1	0	-11	
3	Zach Cooks	G 38:17	4-12	3-7	2-2	0 1 1	3 4	13	4	2	2	0	2	6	
4	Aaron Estrada	G 36:01	6-12	0-5	0-0	0 9 9	3 2	12	2	6	0	0	0	-7	
20	Jalen Ray	G 40:00	5-16	5-12	3-4	0 4 4	2 7	18	3	2	1	0	1	-2	
15	Omar Silverio	23:52	3-7	2-4	0-0	0 0 0	3 0	8	1	1	1	0	1	-7	
1	Caleb Burgess	08:30	0-0	0-0	0-0	0 0 0	0 0	0	3	0	0	0	0	-2	
Team															
Totals															

Technical Fouls:NONE

Shooting By Period	1st FG%	2nd FG%	3P%	FT%	GM FG%
1st FG%	10-25	40.0%			
2nd FG%	14-31	45.2%			
3P%	6-16	37.5%			
FT%	2-2	100%			
GM FG%	24-56	42.9%			
FT%	12-32	37.5%			
Dead Ball Rebounds:	1				

Richmond - 80

Record: 3-3

NO.	Name	Min	FG	3P	FT	Rebounds	Fouls	TP	AS	TO	ST	Blocks	BS	BA	+/-
3	Tyler Burton	F 36:56	4-11	0-2	3-4	1 4 5	1 2	11	0	1	2	1	1	1	
4	Nathan Cayo	F 21:59	4-9	0-0	0-0	4 4 8	4 0	8	0	2	0	0	0	0	
33	Grant Golden	F 28:03	7-12	1-1	3-5	0 6 6	3 4	18	5	2	1	1	2	2	
00	Jacob Gilyard	G 37:49	4-9	3-8	3-5	0 3 3	2 2	14	4	4	3	0	0	-10	
21	Isaiah Wilson	G 27:29	3-7	0-1	3-6	0 2 2	3 4	9	2	0	0	0	1	-3	
5	Nick Sherod	19:03	5-9	4-6	0-0	0 2 2	1 1	14	0	0	0	0	1	-5	
15	Matt Grace	15:11	2-6	0-4	0-0	0 2 2	3 0	4	3	1	0	0	0	-18	
13	Connor Crabtree	10:41	1-2	0-0	0-0	0 0 0	1 0	2	0	1	1	0	0	5	
24	Dji Bailey	02:49	0-0	0-0	0-0	0 0 0	0 0	0	0	0	0	0	0	-2	
Team															
Totals															

Technical Fouls:NONE

Shooting By Period	1st FG%	2nd FG%	3P%	FT%	GM FG%
1st FG%	18-35	51.4%			
2nd FG%	12-30	40.0%			
3P%	5-11	45.5%			
FT%	12-18	66.7%			
GM FG%	30-65	46.2%			
FT%	12-20	60.0%			
Dead Ball Rebounds:	4				

Maryland - 69

Record: 4-1

NO.	Name	Min	FG	3P	FT	Rebounds	Fouls	TP	AS	TO	ST	Blocks	BS	BA	+/-
24	Donta Scott	F 29:52	2-8	0-3	3-4	2 6 8	1 2	7	1	1	1	0	1	9	
33	Qudus Wahab	C 08:20	3-3	0-0	0-0	2 4 6	2 0	6	0	2	0	0	0	-1	
4	Fatts Russell	G 34:06	3-8	0-0	7-10	0 5 5	0 6	13	4	4	1	0	1	0	
5	Eric Ayala	G 34:41	5-17	2-9	2-2	0 5 5	0 1	14	2	0	0	1	1	-2	
13	Hakim Hart	G 20:04	2-6	2-4	0-0	1 1 2	3 1	6	2	1	0	0	0	-3	
10	Julian Reese	19:02	5-8	0-1	0-0	6 0 6	3 2	10	3	3	0	2	0	-4	
11	Xavier Green	21:23	0-1	0-0	0-0	0 4 4	1 1	0	1	1	1	0	0	1	
23	Ian Martinez	29:55	5-9	1-5	2-2	0 5 5	4 3	13	2	3	0	1	0	-1	
15	Simon Wright	01:24	0-0	0-0	0-0	0 0 0	0 0	0	0	0	0	0	0	-2	
12	Pavlo Dziuba	01:13	0-0	0-0	0-0	0 0 0	2 0	0	0	1	0	0	0	-3	
Team															
Totals															

Technical Fouls:NONE

Shooting By Period	1st FG%	2nd FG%	3P%	FT%	GM FG%
1st FG%	13-28	46.4%			
2nd FG%	12-32	37.5%			
3P%	4-11	36.4%			
FT%	4-6	66.7%			
GM FG%	25-60	41.7%			
FT%	5-22	22.7%			
Dead Ball Rebounds:	0				

Maryland - 86

Record: 5-1

NO.	Name	Min	FG	3P	FT	Rebounds	Fouls	TP	AS	TO	ST	Blocks	BS	BA	+/-
24	Donta Scott	F 35:14	3-8	1-3	2-2	1 4 5	1 3	9	1	1	1	3	1	4	
33	Qudus Wahab	C 22:42	3-8	0-0	7-8	1 5 6	2 5	13	0	0	0	1	1	8	
4	Fatts Russell	G 29:12	5-10	1-5	4-6	1 3 4	3 4	15	6	5	2	0	0	14	
5	Eric Ayala	G 34:35	7-13	3-8	3-5	0 9 9	2 3	20	5	3	1	0	0	8	
13	Hakim Hart	G 36:50	9-9	4-5	4-4	0 2 2	0 2	24	3	0	4	0	0	-16	
10	Julian Reese	17:05	1-3	0-0	0-0	2 4 6	2 1	2	0	4	0	1	0	-6	
11	Xavier Green	09:36	0-1	0-0	0-0	1 2 3	1 0	0	1	0	0	0	0	-5	
23	Ian Martinez	14:46	1-5	1-2	0-0	0 1 1	2 0	3	1	1	0	0	0	-9	
Team															
Totals															

Technical Fouls:Coach 2<sup>nd</sup> 12:07

Shooting By Period	1st FG%	2nd FG%	3P%	FT%	GM FG%
1st FG%	11-31	35.5%			
2nd FG%	13-30	43.3%			
3P%	7-8	87.5%			
FT%	17-26	65.4%			
GM FG%	28-57	49.1%			
FT%	10-23	43.5%			
Dead Ball Rebounds:	3				

HOF	UMD
4 (1 <sup>st</sup> 10:09)	7 (2 <sup>nd</sup> 15:30)
9 (2 <sup>nd</sup> 6:27)	8 (1 <sup>st</sup> 8:38)
10	
10	
10:04	25:37

Points from	HOF	UMD
Turnovers	27	6
Paint	20	34
Second Chance	2	12
Fast Breaks	11	9
Bench	8	23

Period by Period Scoring	1st	2nd	TOT
HOF	31	36	67
UMD	34	35	69

Points from	RCH	UMD
Turnovers	19	12
Paint	40	34
Second Chance	6	11
Fast Breaks	6	24
Bench	20	5

Period by Period Scoring	1st	2nd	TOT
RCH	41	39	80
UMD	32	54	86



Official Basketball Box Score - Final  
**Louisville at Maryland**  
 11/27/21 Baha Mar Convention Center, Nassau  
 2021-22 Men's Basketball

Game Time: 10:00 AM  
 Game Duration: 2:01



Official Basketball Box Score - Final  
**Virginia Tech at Maryland**  
 12/01/21 XFINITY Center, College Park  
 2021-22 Men's Basketball

Game Time: 7:15 PM  
 Game Duration: 2:02  
 Attendance: 15,988

Louisville - 63

Record: 5-1

NO.	Name	Min	FG	3P	FT	Rebounds	Fouls	TP	AS	TO	ST	Blocks	BS	BA	+/-
5	Malik Williams	F 30:02	3-10	1-5	6-6	3 9 12	2 6	13	1	3	4	1	0	21	
14	Dre Davis	F 22:07	2-7	0-3	2-2	3 1 4	3 2	6	0	1	1	0	1	16	
24	Jae'Lyn Withers	F 18:31	1-3	0-2	3-4	4 7 11	1 3	5	0	3	1	2	0	3	
0	Noah Locke	G 30:52	4-12	3-8	1-2	0 2 2	2 2	12	1	2	1	0	0	19	
13	Jarrod West	G 30:42	4-10	1-3	0-0	0 3 3	4 0	9	6	1	0	0	1	19	
4	Roosevelt Wheeler	08:21	2-2	0-0	0-0	0 1 1	1 0	4	0	1	0	0	0	-10	
10	Samuel Williamson	16:13	2-4	0-0	0-0	1 4 5	4 1	4	1	2	0	1	0	-12	
33	Matt Cross	23:09	2-6	1-3	3-5	3 2 5	2 4	8	1	0	1	1	1	9	
3	El Ellis	09:08	1-5	0-2	0-0	0 1 1	2 0	2	1	1	0	0	0	-11	
11	Mason Faulkner	09:18	0-1	0-1	0-0	0 0 0	0 3	0	0	2	1	0	0	-11	
21	Sydney Curry	01:37	0-0	0-0	0-0	0 0 0	1 0	0	0	1	0	0	0	-3	
Team															
Totals															

Technical Fouls:NONE

Shooting By Period	1st FG%	2nd FG%	3P%	FT%	GM FG%
1st FG%	11-33	33.3%			
2nd FG%	2-14	14.3%			
3P%	8-11	72.7%			
FT%	10-27	37.0%			
GM FG%	21-60	35.0%			
FT%	6-27	22.2%			
Dead Ball Rebounds:	3				

Virginia Tech - 62

Record: 6-2

NO.	Name	Min	FG	3P	FT	Rebounds	Fouls	TP	AS	TO	ST	Blocks	BS	BA	+/-
22	Keve Aluma	F 35:57	6-14	1-4	4-6	5 7 12	2 7	17	2	2	0	2	1	6	
25	Justyn Mutts	F 30:30	6-12	2-3	2-4	2 2 4	4 2	16	2	2	2	0	1	-3	
0	Hunter Cattoor	G 36:14	4-10	4-7	0-0	1 1 2	2 2	12	3	0	2	0	2	2	
4	Nahiem Alleyne	G 37:13	3-11	2-3	0-0	0 4 4	2 0	8	4	1	0	0	2	2	
5	Storm Murphy	G 31:44	0-4	0-2	0-0	2 2 2	0 0	4	1	0	0	0	0	3	
10	Shane Sussman	G 24:45	2-4	0-0	0-0	0 0 0	0 0	0	0	0	0	0	0	0	
3	Sean Pedulla	02:54	0-2	0-1	0-0	0 0 0	1 0	0	0	0	1	0	0	1	
13	Darius Maddox	11:55	2-2	0-0	0-0	1 1 2	0 0	4	0	1	1	2	0	4	
21	John Ojako	02:34	0-1	0-0	0-0	0 0 0	0 0	0	0	0	0	0	0	2	

## 2021-22 BOX SCORES (GAMES 9-12)



Official Basketball Box Score - Final  
Northwestern at Maryland  
12/05/21 XFINITY Center, College Park  
2021-22 Men's Basketball

Game Time: 12:00 PM  
Game Duration: 2:05  
Attendance: 13,958



Official Basketball Box Score - Final  
#20 Florida at Maryland  
12/10/21 Barclays Center, Brooklyn, N.Y.  
2021 BHOFF Invitational Presented by Hotels.com

Game Time: 5:00 PM  
Game Duration: 2:01

Northwestern - 67

Record: 6-2 (1-0)

NO.	Name	Min	FG	3P	FT	Rebounds	Fouls	TP	AS	TO	ST	Blocks	BS	BA	+/
22	Pete Nance	F 30:57	8-13	1-2	0-0	1 9 10	3 4	17	2	2	0	1	0	7	
31	Robbie Beran	F 25:14	3-6	2-4	0-0	0 7 7	3 1	8	0	0	0	0	0	-1	
0	Boo Buie	G 33:35	5-15	1-6	5-7	1 4 5	4 7	16	4	3	0	0	0	3	
1	Chase Audige	G 26:47	7-17	0-4	0-0	2 2 4	3 0	14	3	1	1	1	1	3	
3	Ty Berry	G 15:51	1-3	1-1	0-0	0 2 2	3 0	3	0	2	1	0	0	-7	
2	Ryan Greer	17:32	0-2	0-0	2-2	0 2 2	0 2	2	1	1	0	0	0	14	
5	Julian Roper II	13:50	0-1	0-0	0-0	0 4 4	1 0	0	0	0	0	1	0	4	
15	Ryan Young	11:00	1-3	0-0	0-0	0 3 3	3 0	2	2	0	0	0	0	5	
14	Casey Simmons	12:25	0-1	0-0	0-0	0 1 1	1 1	0	1	1	2	0	0	1	
21	Elijah Williams	12:21	2-2	1-1	0-0	0 2 2	0 0	5	0	1	1	0	0	4	
34	Matthew Nicholson	00:28	0-0	0-0	0-0	0 0 0	0 0	0	0	0	0	0	0	-3	
Team						1 2 3		0		0					
Totals			27-63	6-18	7-9	5 38 43	21 15	67	13	11	6	2	2	6	

Officials: Paul Szlez, Kelly Pfler, Rob Riley (Sr.)

Shooting By Period		
1st FG%	13-31	41.9%
3PT%	3-10	30.0%
FT%	1-2	50%
2nd FG%	14-32	43.8%
3PT%	3-8	37.5%
FT%	6-7	85.7%
GM FG%	27-63	42.9%
3PT%	6-18	33.3%
FT%	7-9	77.8%

Dead Ball Rebounds: 0, 0

#20 Florida - 68

Record: 7-3

NO.	Name	Min	FG	3P	FT	Rebounds	Fouls	TP	AS	TO	ST	Blocks	BS	BA	+/
4	Anthony Duruji	F 15:40	3-5	0-2	3-3	1 0 1	4 2	9	0	1	1	0	0	3	
12	Colin Castleton	F 26:07	3-9	0-0	3-6	4 6 10	5 6	9	0	0	0	0	3	-3	
0	Myreon Jones	G 33:39	1-8	1-5	0-0	1 3 4	2 2	3	4	2	2	0	0	-5	
23	Brandon McKissic	G 31:59	1-4	0-1	0-0	1 1 2	0 0	2	2	2	3	0	1	-1	
24	Phlandrous Fleming Jr.	G 32:41	3-12	2-5	7-8	6 5 11	3 4	15	4	3	1	2	3	1	
22	Tyree Appleby	27:19	5-9	5-8	0-0	0 0 1	2 1	15	3	3	0	0	0	-9	
33	Jason Jitoboh	09:32	3-4	0-0	0-0	0 0 0	2 0	6	1	1	0	0	0	4	
1	CJ Felder	12:39	3-4	3-4	0-0	0 1 1	1 0	9	0	0	0	0	0	-5	
10	Elijah Kennedy	07:01	0-3	0-2	0-0	0 0 0	1 0	0	0	0	0	1	0	7	
32	Tuonghach Gatke	03:23	0-0	0-0	0-0	0 0 0	0 0	0	0	0	0	0	0	-2	
Team						2 3 5		0		0					
Totals			22-58	11-27	13-17	15 20 35	20 15	68	14	12	7	6	4	-2	

Shooting By Period		
1st FG%	13-32	40.6%
3PT%	6-15	40.0%
FT%	1-2	50%
2nd FG%	9-26	34.6%
3PT%	5-12	41.7%
FT%	9-26	34.6%
GM FG%	22-58	37.9%
3PT%	11-27	40.7%
FT%	13-17	76.5%

Dead Ball Rebounds: 3, 0

Maryland - 61

Record: 5-4 (0-1)

NO.	Name	Min	FG	3P	FT	Rebounds	Fouls	TP	AS	TO	ST	Blocks	BS	BA	+/
24	Donta Scott	F 33:12	2-11	2-6	3-4	1 8 9	2 2	9	1	2	2	1	0	-3	
33	Qudus Wahab	C 27:14	1-5	0-0	5-8	0 4 4	2 4	7	1	2	0	1	1	4	
4	Fatts Russell	G 31:19	3-12	2-3	3-4	0 4 4	4 7	11	5	1	1	0	1	11	
5	Eric Ayala	G 36:09	2-12	2-6	4-4	0 5 5	1 2	10	4	6	1	0	0	-9	
13	Hakim Hart	G 35:43	7-10	4-6	0-0	1 6 7	2 2	18	0	0	1	0	0	-2	
10	Julian Reese	12:26	1-5	0-0	2-2	4 1 5	2 2	4	0	1	0	0	0	-11	
11	Xavier Green	13:27	0-1	0-1	0-0	0 3 3	1 1	0	1	0	0	0	0	-6	
23	Ian Martinez	00:16	0-0	0-0	0-0	0 0 0	0 0	0	0	0	1	0	0	0	
0	Marcus Dockery	09:03	1-2	0-1	0-0	1 0 1	2 0	2	0	1	0	0	0	-15	
15	Simon Wright	01:11	0-0	0-0	0-0	0 0 0	0 0	0	0	0	0	0	0	1	
Team						2 2 4		0		0					
Totals			17-59	10-23	17-22	9 33 42	16 20	61	12	14	5	2	2	-6	

Technical Fouls:Audige 1<sup>st</sup>4:22

Shooting By Period		
1st FG%	10-33	30.3%
3PT%	5-12	41.7%
FT%	2-3	66.7%
2nd FG%	7-26	26.9%
3PT%	5-11	45.5%
FT%	15-19	78.9%
GM FG%	17-59	28.8%
3PT%	10-23	43.5%
FT%	17-22	77.3%

Dead Ball Rebounds: 0, 0

Maryland - 70

Record: 6-4

NO.	Name	Min	FG	3P	FT	Rebounds	Fouls	TP	AS	TO	ST	Blocks	BS	BA	+/
24	Donta Scott	F 33:53	5-12	1-3	1-1	2 2 4	2 2	12	2	3	1	0	0	9	
33	Qudus Wahab	C 23:51	0-1	0-0	1-2	1 7 8	4 4	1	1	1	0	1	0	1	
4	Fatts Russell	G 36:55	7-13	3-3	2-3	1 2 3	3 5	19	2	5	1	1	3	-1	
5	Eric Ayala	G 37:22	6-11	3-5	4-5	1 4 5	2 3	19	1	3	1	1	1	6	
13	Hakim Hart	G 33:20	3-6	1-2	4-5	1 0 1	0 3	11	2	0	2	1	0	-8	
10	Julian Reese	19:15	2-5	0-0	2-2	1 4 5	4 1	6	0	1	0	0	0	-2	
11	Xavier Green	14:23	1-1	0-0	0-0	1 1 2	0 1	2	1	1	2	0	0	5	
0	Marcus Dockery	01:01	0-0	0-0	0-0	0 0 0	0 0	0	0	0	0	0	0	0	
Team						0 2 2		0		1					
Totals			24-49	8-13	14-18	8 22 30	15 19	70	9	15	7	4	6	2	

Technical Fouls:Appleyby 2<sup>nd</sup>9:03

Shooting By Period		
1st FG%	11-22	50.0%
3PT%	4-8	50.0%
FT%	7-9	77.8%
2nd FG%	13-27	48.1%
3PT%	4-5	80.0%
FT%	7-9	77.8%
GM FG%	24-49	49.0%
3PT%	8-13	61.5%
FT%	14-18	77.8%

Dead Ball Rebounds: 1, 0

Shooting By Period		
1st FG%	10-33	30.3%
3PT%	5-12	41.7%
FT%	2-3	66.7%
2nd FG%	7-26	26.9%
3PT%	5-11	45.5%
FT%	15-19	78.9%
GM FG%	17-59	28.8%
3PT%	10-23	43.5%
FT%	17-22	77.3%

Dead Ball Rebounds: 0, 0

Shooting By Period		
1st FG%	10-33	30.3%
3PT%	5-12	41.7%
FT%	2-3	66.7%
2nd FG%	7-26	26.9%
3PT%	5-11	45.5%
FT%	15-19	78.9%
GM FG%	17-59	28.8%
3PT%	10-23	43.5%
FT%	17-22	77.3%

Dead Ball Rebounds: 0, 0

Shooting By Period		
1st FG%	10-33	30.3%
3PT%	5-12	41.7%
FT%	2-3	66.7%
2nd FG%	7-26	26.9%
3PT%	5-11	45.5%
FT%	15-19	78.9%
GM FG%	17-59	28.8%
3PT%	10-23	43.5%
FT%	17-22	77.3%

Dead Ball Rebounds: 0, 0

Shooting By Period		
1st FG%	10-33	30.3%
3PT%	5-12	41.7%
FT%	2-3	66.7%
2nd FG%	7-26	26.9%
3PT%	5-11	45.5%
FT%	15-19	78.9%
GM FG%	17-59	28.8%
3PT%	10-23	43.5%
FT%	17-22	77.3%

Dead Ball Rebounds: 0, 0

Shooting By Period		
1st FG%	10-33	30.3%
3PT%	5-12	41.7%
FT%	2-3	66.7%
2nd FG%	7-26	26.9%
3PT%	5-11	45.5%
FT%	15-19	78.9%
GM FG%	17-59	28.8%
3PT%	10-23	43.5%
FT%	17-22	77.3%

Dead Ball Rebounds: 0, 0

Shooting By Period		
1st FG%	10-33	30.3%
3PT%	5-12	41.7%
FT%	2-3	66.7%
2nd FG%	7-26	26.9%
3PT%	5-11	45.5%
FT%	15-19	78.9%
GM FG%	17-59	28.8%
3PT%	10-23	43.5%
FT%	17-22	77.3%

Dead Ball Rebounds: 0, 0

Shooting By Period		
1st FG%	10-33	30.3%
3PT%	5-12	41.7%
FT%	2-3	66.7%
2nd FG%	7-26	26.9%
3PT%	5-11	45.5%
FT%	15-19	78.9%
GM FG%	17-59	28.8%
3PT%	10-23	43.5%
FT%	17-22	77.3%

Dead Ball Rebounds: 0, 0

Shooting By Period		
1st FG%	10-33	30.3%
3PT%	5-12	41.7%
FT%	2-3	66.7%
2nd FG%	7-26	26.9%
3PT%	5-11	45.5%
FT%	15-19	78.9%
GM FG%	17-59	28.8%
3PT%	10-23	43.5%
FT%	17-22	77.3%

Dead Ball Rebounds: 0, 0

Shooting By Period		
1st FG%	10-33	30.3%
3PT%	5-12	41.7%
FT%	2-3	66.7%
2nd FG%	7-26	26.9%
3PT%	5-11	45.5%
FT%	15-19	78.9%
GM FG%	17-59	28.8%
3PT%	10-23	43.5%
FT%	17-22	77.3%

Dead Ball Rebounds: 0, 0

	FLA	UMD	Points from	FLA	UMD	Period by Period Scoring			
Biggest lead	4 (2 <sup>nd</sup> 18:55)	7 (2 <sup>nd</sup> 6:26)	Turnovers	20	12		1st	2nd	TOT
Best Scoring Run	9(2 <sup>nd</sup> 18:55)	8(2 <sup>nd</sup> 15:02)	Paint	18	28				
Lead Changes	11		Second Chance	8	10	FLA	33	35	68
Times Tied	6		Fast Breaks	8	5				
Time with Lead	06:45	28:27	Bench	30	8	UMD	33	37	70

## 2021-22 BOX SCORES (GAMES 13-16)



Official Basketball Box Score - Final  
**Maryland at Iowa**  
 01/03/22 Carver-Hawkeye Arena, Iowa City  
 2021-22 Men's Basketball

Game Time: 8:12 PM  
 Game Duration: 2:03  
 Attendance: 10,327

Officials: Bo Boroski, Keith Kimble, Brooks Wells

Maryland - 75			Record: 8-5 (0-2)													
NO. NAME		Min	FG M-A	3P M-A	FT M-A	Rebounds OR DR TOT	Fouls PF FT	TP	AS	TO	ST	Blocks BS BA	+/			
24 Donta Scott	F	36:20	5-10	1-4	0-1	2 1 3	3 2	11	1	2	1	0	1	12		
33 Qudus Wahab	C	26:13	5-6	0-0	2-5	4 3 7	3 5	12	1	3	1	0	0	2		
4 Fatts Russell	G	37:06	7-15	2-6	0-0	0 4 4	4 1	16	4	3	0	0	0	-2		
5 Eric Ayala	G	36:31	5-11	5-9	4-7	0 6 6	2 3	19	3	0	0	1	0	-3		
13 Hakim Hart	G	30:22	3-10	1-4	4-4	3 5 8	3 3	11	1	0	1	0	1	-9		
10 Julian Reese		12:58	2-5	0-1	0-0	3 2 5	4 1	4	0	0	2	0	1	-7		
23 Ian Martinez		06:23	0-2	0-0	0-0	0 2 2	0 0	0	1	1	1	0	1	-5		
11 Xavier Green		14:07	1-2	0-1	0-0	0 1 1	1 0	2	0	0	0	0	0	11		
Team						1 1 2		0								
Totals			28-61	9-25	10-17	13 25 38	20 15	75	11	9	6	1	4	-5		

Technical Fouls: NONE

Shooting By Period		
1st FG%	16-34	47.1%
3PT%	5-12	41.7%
FT%	3-6	50%
2nd FG%	12-27	44.4%
3PT%	4-13	30.8%
FT%	7-11	63.6%
GM FG%	28-61	45.9%
3PT%	9-25	36.0%
FT%	10-17	58.8%

Dead Ball Rebounds: 4, 0



Official Basketball Box Score - Final  
**Maryland at Illinois**  
 01/06/22 State Farm Center, Champaign, IL  
 2021-22 Men's Basketball

Game Time: 6:00 PM  
 Game Duration: 1:56  
 Attendance: 12,981

Officials: D.J. Carstensen, Courtney Green, Roger Ayers

Maryland - 64			Record: 8-6 (0-3)														
NO.	Name	Min	FG	3P	FT	Rebounds	Fouls	TP	AS	TO	ST	Blocks	BS	BA	+/		
				MA	MA	OR	DR										
24	Donta Scott	F 36:45	7-12	2-4	1-2	1 6 7	1 2	17	0	0	1	0	1	-16			
33	Qudus Wahab	C 09:56	0-2	0-0	0-0	0 2 2	5 1	0	1	1	0	0	0	-19			
4	Fatts Russell	G 35:06	4-11	0-2	3-6	0 2 2	0 3	11	5	2	1	0	0	-10			
5	Eric Ayala	G 35:41	5-7	3-5	3-7	0 2 2	0 4	16	3	1	0	0	0	-3			
13	Hakim Hart	G 32:42	4-7	0-2	3-3	0 2 2	2 2	11	0	0	0	1	0	-5			
10	Julian Reese	20:23	2-8	0-1	0-0	3 3 6	5 0	4	0	1	3	1	1	3			
11	Xavier Green	22:10	1-3	1-2	0-0	0 4 4	2 0	3	0	0	0	0	0	-5			
23	Ian Martinez	07:17	0-0	0-0	2-2	0 1 1	0 1	2	0	2	0	0	0	-5			
Team						0 1 1		0									
Totals			23-50	6-16	12-20	4 23 27	15 13	64	9	9	5	2	2	-12			

Shooting By Period		
1 <sup>st</sup>	FG%	11-24 45.8%
	3PT%	3-6 50.0%
	FT%	9-13 69.2%
2 <sup>nd</sup>	FG%	12-26 46.2%
	3PT%	3-10 30.0%
	FT%	3-7 42.9%
GM	FG%	23-50 46.0%
	3PT%	6-16 37.5%
	FT%	12-20 60.0%
Dead Ball Rebounds: 5, 1		

Technical Fouls: NONE

Shooting By Period		
1st FG%	11-24	45.8%
3PT%	3-6	50.0%
FT%	9-13	69.2%
2nd FG%	12-26	46.2%
3PT%	3-10	30.0%
FT%	3-7	42.9%
GM FG%	23-50	46.0%
3PT%	6-16	37.5%
FT%	12-20	60.0%

Dead Ball Rebounds: 5, 1

Iowa - 80		Record: 11-3 (1-2)														
NO.	Name	Min	FG M-A	3P M-A	FT M-A	Rebounds OR DR TOT	Fouls PF FD	TP	AS	TO	ST	Blocks BS BA	+/			
0	Filip Rebraca	F 29:22	6-8	0-1	1-3	2 6 8	3 5	13	1	0	0	0	0 13			
15	Keegan Murray	F 38:06	14-21	5-6	2-3	4 4 8	1 5	35	1	1	1	3	0 10			
22	Patrick McCaffery	F 21:45	2-8	1-2	0-0	2 3 5	0 0	5	0	0	0	0	0 7			
2	Joe Toussaint	G 25:25	4-8	1-2	0-0	1 3 4	2 1	9	9	3	3	0	0 10			
3	Jordan Bohannon	G 27:28	1-5	1-4	5-6	0 1 1	2 3	8	1	0	0	0	0 1 4			
24	Kris Murray	09:33	0-2	0-2	1-2	0 1 1	1 1	1	1	1	0	1	0 -9			
30	Connor McCaffery	18:15	0-1	0-1	1-2	0 1 1	3 2	1	1	1	1	0	0 -2			
4	Ahron Ulis	14:35	1-2	0-0	0-1	1 1 2	0 1	2	1	0	0	0	0 -5			
11	Tony Perkins	13:37	2-6	0-2	2-2	0 2 2	3 2	6	2	1	1	0	0 2			
20	Payton Sandfort	01:54	0-0	0-0	0-0	0 0 0	0 0	0	0	0	0	0	0 -5			
Team						1 1 2		0								
Totals			30-61	8-20	12-19	11 23 34	15 20	80	17	7	6	4	1 5			

Technical Fouls: NONE

Shooting By Period		
1st FG%	15-34	44.1%
3PT%	4-12	33.3%
FT%	2-5	40%
2nd FG%	15-27	55.6%
3PT%	4-8	50.0%
FT%	10-14	71.4%
GM FG%	30-61	49.2%
3PT%	8-20	40.0%
FT%	12-19	63.2%

Dead Ball Rebounds: 2, 0

Illinois - 76			Record: 11-3 (4-0)														
NO.	Name	Min	FG M-A	3P M-A	FT M-A	Rebounds OR DR TR	Fouls PF FO	TP	AS	TO	ST	Blocks BS BA	+/-				
3	Jacob Grandison	F 31:01	2-12	1-5	0-0	0 1 1	1 0	5	2	2	0	1 1	7				
21	Kofi Cockburn	C 28:16	9-12	0-0	5-8	7 11 18	3 7	23	0	1	0	0 1	28				
1	Trent Frazier	G 40:00	6-14	4-11	0-1	0 4 4	1 2	16	1	1	1	0 0	12				
11	Alfonso Plummer	G 35:12	4-14	2-8	2-2	1 3 4	1 1	12	3	1	0	0 0	15				
20	Da'Monte Williams	G 36:41	3-9	1-4	2-2	3 2 5	2 1	9	2	0	2	0 0	15				
4	Omar Payne	05:25	1-1	0-0	1-2	0 1 1	2 1	3	0	0	0	1 0	-2				
33	Coleman Hawkins	18:55	3-6	0-2	2-3	6 2 8	1 3	8	0	1	1	0 0	-13				
10	Luke Goode	02:36	0-0	0-0	0-0	0 0 0	0 0	0	1	0	0	0 0	5				
13	Benjamin Bosmans-Verdonk	01:54	0-0	0-0	0-0	0 0 0	2 0	0	0	0	0	0 0	-7				
Team						2 2 4		0		1							
Totals			28-68	8-30	12-18	19 26 45	13 15	76	9	7	4	2 2	12				

Shooting By Period		
1st	FG%	11-35 31.4%
	3PT%	3-15 20.0%
	FT%	5-8 62.5%
2nd	FG%	17-33 51.5%
	3PT%	5-15 33.3%
	FT%	7-10 70%
GM	FG%	28-68 41.2%
	3PT%	8-30 26.7%
	FT%	12-18 66.7%
Dead Ball Rebounds: 3-0		

Technical Fouls: NONE

	UMD	IOWA	Points from		UMD	IOWA	Period by Period Scoring			
Biggest lead	5 (2 <sup>nd</sup> 17:40)	12 (1 <sup>st</sup> 13:05)	Turnovers	5	14	Paint	1st	2nd	TOT	
Best Scoring Run	11(1 <sup>st</sup> 8:41)	9(2 <sup>nd</sup> 5:22)	Paint	34	40					
Lead Changes	2		Second Chance	11	17	UMD	40	35	75	
Times Tied	6		Fast Breaks	5	14					
Time with Lead	12:03	24:53	Bench	6	10					
						IOWA	36	44	80	

	UMD	ILL				
Biggest lead	6 (2 <sup>nd</sup> 19:46)	14 (1 <sup>st</sup> 10:50)				
Best Scoring Run	7 (1 <sup>st</sup> 2:30)	12 (2 <sup>nd</sup> 10:31)				
Lead Changes	2					
Times Tied	2					
Time with Lead	09:19	29:09				

	Points from	UMD	ILL				
	Turnovers	7	14				
	Paint	30	36				
	Second Chance	4	26				
	Fast Breaks	4	1				
	Bench	9	11				

Period by Period Scoring					
	1st	2nd	TOT		
UMD	34	30	64		
ILL	30	46	76		

# 2021-22 COMBINED STATISTICS (CONFERENCE ONLY)

## Game Records

Record	Overall	Home	Away	Neutral
ALL GAMES	0-3	0-1	0-2	0-0
CONFERENCE	0-3	0-1	0-2	0-0
NON-CONFERENCE	0-0	0-0	0-0	0-0

## Score by Periods

Team	1st	2nd	OT	TOT
Maryland	101	99	0	200
Opponents	96	127	0	223

## Team Box Score

No.	Player				Total		3-Point		F-Throw		Rebounds													
		GP-GS	MIN	AVG	FG-FGA	FG%	3FG-3FGA	3FG%	FT-FTA	FT%	OFF	DEF	TOT	AVG	PF	DQ	A	TO	BLK	STL	PTS	AVG		
5	AYALA, Eric	3-3	108:20	36.1	12-30	.400	10-20	.500	11-18	.611	0	13	13	4.3	3	0	10	7	1	1	45	15.0		
13	HART, Hakim	3-3	98:47	32.9	14-27	.519	5-12	.417	7-7	1.000	4	13	17	5.7	7	0	1	0	1	2	40	13.3		
4	RUSSELL, Fatts	3-3	103:31	34.5	14-38	.368	4-11	.364	6-10	.600	0	10	10	3.3	8	0	14	6	0	2	38	12.7		
24	SCOTT, Donta	3-3	106:17	35.4	14-33	.424	5-14	.357	4-7	.571	4	15	19	6.3	6	0	2	4	1	4	37	12.3		
33	WAHAB, Qudus	3-3	63:23	21.1	6-13	.462	0-0	.000	7-13	.538	4	9	13	4.3	10	1	3	6	1	1	19	6.3		
10	REESE, Julian	3-0	45:47	15.3	5-19	.263	0-2	.000	2-2	1.000	10	6	16	5.3	11	1	0	2	1	5	12	4.0		
0	DOCKERY, Marcus	1-0	09:04	9.1	1-2	.500	0-1	.000	0-0	.000	1	0	1	1.0	2	0	0	1	0	0	2	2.0		
11	GREEN, Xavier	3-0	49:44	16.6	2-6	.333	1-4	.250	0-0	.000	0	8	8	2.7	4	0	1	0	0	0	5	1.7		
23	MARTINEZ, Ian	3-0	13:55	4.6	0-2	.000	0-0	.000	2-2	1.000	0	3	3	1.0	0	0	1	4	0	1	2	0.7		
15	WRIGHT, Simon	1-0	01:11	1.2	0-0	.000	0-0	.000	0-0	.000	0	0	0	0.0	0	0	0	0	0	0	0	0.0		
Team											3	4	7					2						
Total		3	600		68-170	.400	25-64	.391	39-59	.661	26	81	107	35.7	51	2	32	32	5	16	200	66.7		
Opponents		3	600		85-192	.443	22-68	.324	31-46	.674	35	87	122	40.7	49	0	39	25	8	16	223	74.3		

## Team Statistics

	MD	OPP
<b>Scoring</b>	<b>200</b>	<b>223</b>
Points per game	66.7	74.3
Scoring margin	-7.7	-
<b>Field goals-att</b>	<b>68-170</b>	<b>85-192</b>
Field goal pct	.400	.443
<b>3 point fg-att</b>	<b>25-64</b>	<b>22-68</b>
3-point FG pct	.391	.324
3-pt FG made per game	8.3	7.3
<b>Free throws-att</b>	<b>39-59</b>	<b>31-46</b>
Free throw pct	.661	.674
F-Throws made per game	13.0	10.3
<b>Rebounds</b>	<b>107</b>	<b>122</b>
Rebounds per game	35.7	40.7
Rebounding margin	-5.0	-
<b>Assists</b>	<b>32</b>	<b>39</b>
Assists per game	10.7	13.0
<b>Turnovers</b>	<b>32</b>	<b>25</b>
Turnovers per game	10.7	8.3
Turnover margin	-2.3	-
Assist/turnover ratio	1.0	1.6
<b>Steals</b>	<b>16</b>	<b>16</b>
Steals per game	5.3	5.3
<b>Blocks</b>	<b>5</b>	<b>8</b>
Blocks per game	1.7	2.7
<b>Winning streak</b>	<b>0</b>	<b>-</b>
Home win streak	0	-
<b>Attendance</b>	<b>13958</b>	<b>23308</b>
Home games-Avg/Game	1-13958	2-11654
Neutral site-Avg/Game	-	0-0

## Team Results

Date	Opponent		Score	Att.
12/05/2021	Northwestern	L	61-67	13958
01/03/2022	at Iowa	L	75-80	10327
01/06/2022	at Illinois	L	64-76	12981



# 2021-22 COMBINED STATISTICS

## Game Records

Record	Overall	Home	Away	Neutral
ALL GAMES	8-6	6-3	0-2	2-1
CONFERENCE	0-3	0-1	0-2	0-0
NON-CONFERENCE	8-3	6-2	0-0	2-1

## Score by Periods

Team	1st	2nd	OT	TOT
Maryland	461	522	0	983
Opponents	460	486	0	946

## Team Box Score

No.	Player				Total		3-Point		F-Throw		Rebounds													
		GP-GS	MIN	AVG	FG-FGA	FG%	3FG-3FGA	3FG%	FT-FTA	FT%	OFF	DEF	TOT	AVG	PF	DQ	A	TO	BLK	STL	PTS	AVG		
5	AYALA, Eric	14-14	473:12	33.8	71-177	.401	32-91	.352	40-61	.656	4	61	65	4.6	19	0	32	30	4	11	214	15.3		
4	RUSSELL, Fatts	14-14	441:38	31.5	59-145	.407	12-37	.324	45-62	.726	7	47	54	3.9	32	0	52	34	2	12	175	12.5		
24	SCOTT, Donta	14-14	456:57	32.6	62-149	.416	17-58	.293	23-31	.742	24	75	99	7.1	23	0	15	24	12	10	164	11.7		
13	HART, Hakim	14-14	403:45	28.8	44-84	.524	13-38	.342	33-37	.892	13	39	52	3.7	20	0	28	14	6	25	134	9.6		
33	WAHAB, Qudus	14-14	289:03	20.6	49-81	.605	0-0	.000	33-49	.673	25	73	98	7.0	36	1	8	16	13	3	131	9.4		
10	REESE, Julian	14-0	249:52	17.8	32-79	.405	2-8	.250	26-30	.867	38	30	68	4.9	34	2	7	21	17	8	92	6.6		
23	MARTINEZ, Ian	13-0	189:41	14.6	15-49	.306	5-24	.208	6-11	.545	2	28	30	2.3	20	1	16	19	4	10	41	3.2		
1	GRAHAM III, James	1-0	05:26	5.4	0-1	.000	0-1	.000	2-2	1.000	1	0	1	1.0	0	0	0	1	0	0	2	2.0		
11	GREEN, Xavier	14-0	230:01	16.4	7-25	.280	2-10	.200	2-2	1.000	8	22	30	2.1	15	0	13	4	1	5	18	1.3		
15	WRIGHT, Simon	8-0	26:28	3.3	1-2	.500	1-1	1.000	4-4	1.000	3	3	6	0.8	8	0	0	1	0	1	7	0.9		
12	DZIUBA, Pavlo	4-0	22:43	5.7	1-3	.333	1-2	.500	0-0	.000	1	2	3	0.8	3	0	0	1	0	1	3	0.8		
0	DOCKERY, Marcus	4-0	15:28	3.9	1-3	.333	0-2	.000	0-0	.000	1	0	1	0.3	3	0	0	1	0	0	2	0.5		
32	KARKUS, Brett	1-0	00:32	0.5	0-1	.000	0-1	.000	0-0	.000	0	0	0	0.0	0	0	0	0	0	0	0	0.0		
31	REVAZ, Arnaud	1-0	01:04	1.1	0-0	.000	0-0	.000	0-0	.000	0	0	0	0.0	0	0	0	0	0	0	0	0.0		
Team											13	17	30					10						
Total		14	2806		342-799	.428	85-273	.311	214-289	.740	140	397	537	38.4	213	4	171	176	59	86	983	70.2		
Opponents		14	2800		345-850	.406	111-333	.333	145-207	.700	138	357	495	35.4	262	4	171	152	46	87	946	67.6		

## Team Statistics

	MD	OPP
<b>Scoring</b>	<b>983</b>	<b>946</b>
Points per game	70.2	67.6
Scoring margin	+2.6	-
<b>Field goals-att</b>	<b>342-799</b>	<b>345-850</b>
Field goal pct	.428	.406
<b>3 point fg-att</b>	<b>85-273</b>	<b>111-333</b>
3-point FG pct	.311	.333
3-pt FG made per game	6.1	7.9
<b>Free throws-att</b>	<b>214-289</b>	<b>145-207</b>
Free throw pct	.740	.700
F-Throws made per game	15.3	10.4
<b>Rebounds</b>	<b>537</b>	<b>495</b>
Rebounds per game	38.4	35.4
Rebounding margin	+3.0	-
<b>Assists</b>	<b>171</b>	<b>171</b>
Assists per game	12.2	12.2
<b>Turnovers</b>	<b>176</b>	<b>152</b>
Turnovers per game	12.6	10.9
Turnover margin	-1.7	-
Assist/turnover ratio	1.0	1.1
<b>Steals</b>	<b>86</b>	<b>87</b>
Steals per game	6.1	6.2
<b>Blocks</b>	<b>59</b>	<b>46</b>
Blocks per game	4.2	3.3
<b>Winning streak</b>	<b>0</b>	<b>-</b>
Home win streak	2	-
<b>Attendance</b>	<b>114365</b>	<b>23308</b>
Home games-Avg/Game	9-12707	2-11654
Neutral site-Avg/Game	-	3-2766

## Team Results

Date	Opponent		Score	Att.
11/09/2021	Quinnipiac	W	83-69	12832
11/11/2021	George Washington	W	71-64	13398
11/13/2021	Vermont	W	68-57	13424
11/17/2021	George Mason	L	66-71	11948
11/19/2021	Hofstra	W	69-67	12810
11/25/2021	vs Richmond	W	86-80	0
11/27/2021	vs Louisville	L	55-63	1175
12/01/2021	Virginia Tech	L	58-62	15988
12/05/2021	Northwestern	L	61-67	13958
12/12/2021	vs Florida	W	70-68	7124
12/28/2021	Lehigh	W	76-55	9783
12/30/2021	Brown	W	81-67	10224
01/03/2022	at Iowa	L	75-80	10327
01/06/2022	at Illinois	L	64-76	12981

# RADIO/TV CHART



0

**MARCUS DOCKERY**  
G • 6-2 • 180 • So.- 1V  
Washington, D.C.  
Brewster Academy (N.H.)



4

**FATTS RUSSELL**  
G • 5-11 • 165 • Gr.- TR  
Philadelphia, Pa.  
Imhotep Charter  
Rhode Island



5

**ERIC AYALA**  
G • 6-5 • 205 • Sr.- 3V  
Wilmington, Del. (Fla.)  
IMG Academy  
"eye-ah-la"



10

**JULIAN REESE**  
F • 6-9 • 230 • Fr.- HS  
Baltimore, Md.  
St. Frances Academy



11

**XAVIER GREEN**  
G • 6-6 • 205 • Gr.-TR  
Williamsburg, Va.  
Williamsburg Christian Academy  
Od Dominion



12

**PAVLO DZIUBA**  
F • 6-8 • 235 • So.-TR  
Kyiv, Ukraine  
Basquet  
Arizona State  
"pah-vlo ZOO-buh"




13

**HAKIM HART**  
G • 6-8 • 205 • Jr.-2V  
Philadelphia, Pa.  
Roman Catholic  
"ha-keem"



14

**AIDAN MCCOOL**  
G • 6-3 • 165 • So.-1V  
Charleston, S.C.  
Bishop England HS



15

**SIMON WRIGHT**  
F • 6-7 • 225 • Gr.-TR  
Minneapolis, Minn.  
Hopkins HS  
Elon



20

**IKE CORNISH**  
G/F • 6-6 • 190 • Fr.-HS  
Baltimore, Md.  
Legacy Charter




23

**IAN MARTINEZ**  
G • 6-3 • 185 • So.- TR  
Heredia, Costa Rica  
JSerra Catholic  
Utah



24

**DONTA SCOTT**  
F • 6-8 • 230 • Jr.- 2V  
Philadelphia, Pa.  
Imhotep Charter  
"don-tay"



31

**ARNAUD REVAZ**  
F • 6-10 • 230 • So.- 1V  
Sion, Switzerland  
Bourg-en-Brasse Academie  
"ar-NO REE-vahz"



32

**BRETT KARKUS**  
G • 6-4 • 185 • Fr.- HS  
Hewlett, N.Y.  
Berkshire School (Mass.)



33

**QUDUS WAHAB**  
F • 6-11 • 240 • Jr.- TR  
Lagos, Nigeria  
Flint Hill (Va.)  
Georgetown  
"Kuh-DOOS wuh-HAHB"



**DANNY MANNING**  
Interim Head Coach  
1st Season at Maryland  
Kansas, '88



**MATT BRADY**  
Assistant Coach  
5th Season at Maryland  
Siena, '87



**BRUCE SHINGLER**  
Assistant Coach  
1st Season at Maryland  
St. Augustine's, '05



**GREG MANNING JR.**  
Interim Assistant Coach  
Director of Operations  
4th Season at Maryland  
Loyola (Md.), '08