

WISCONSIN BASKETBALL

WISCONSIN BADGERS

3-10 (0-3 BIG)



Rankings (AP/Coaches): —/
Head Coach: Marisa Moseley
Wisconsin Record: 3-10 (1st yr.)
Overall Record: 48-39 (4th yr.)

vs.

ILLINOIS FIGHTING ILLINI

5-7 (0-1 BIG)



Rankings (AP/Coaches): —/
Head Coach: Nancy Fahey
Illinois Record: 41-86 (5th yr.)
Overall Record: 777-219 (36th yr.)

SUNDAY, JAN. 9 • 12 P.M. • CHAMPAIGN, ILL. • STATE FARM CENTER • BIG+

BADGERS LOOK FOR FIRST BIG WIN

- The Badgers (3-10, 0-3 BIG) are looking for their first Big Ten win, traveling to Illinois (5-7, 0-1). Tip time is 1 p.m. from State Farm Center in Champaign, Illinois, streamed live on BIG+.
- Wisconsin played its first game in 20 days on Wednesday, falling to No. 6 Indiana, 76-63, from the Kohl Center. UW did not play due to a COVID-19 outbreak on the team.
- Illinois also missed two games due to COVID-19, returning to action against Ohio State on Thursday for the first time since Dec. 22.




Julie Pospíšilová has scored in double figures all 11 games she has played this season.

FAST BREAK FACTS

- Junior **Julie Pospíšilová** and sophomore **Brooke Schramek** rank among the top Big Ten players for most improved scorers. Pospíšilová ranks sixth, upping her scoring from 8.9 last season to 14.5 this season, an improvement of 5.6 points per game. Schramek ranks eighth, improving her scoring from 2.9 as a freshman to 7.0 this season.
- Grad **Katie Nelson** has turned up her assists the last three games, averaging 4.3 dimes per game over the stretch. On the season, the point guard ranks 17th in the Big Ten and second on the Badger squad with 3.4 assists per game. **Julie Pospíšilová** has a team-best 3.5 assists per game, which ranks 16th in the conference.
- Over the last five games, sophomore **Brooke Schramek** has turned up her scoring, ranking second on the team over the span with 11.0 points per game. The 6-foot-1 guard has scored in double figures in three games and seven-or-more points in all five contests. Over the span, she is shooting 43.9% (18-41) from the field and 75% (15-20) from the free-throw line. She also adds 4.8 rebounds and 2.0 assists per game.
- Sophomore **Halle Douglass** has earned a starting role the last two games. Against Illinois State on Dec. 16, she scored a career-high 12 points and pulling down a career-best nine rebounds. While starting, the 6-foot-1 guard is averaging 10.5 points and 6.5 rebounds per game, shooting 47.4% (9-19) from the field.
- Junior **Julie Pospíšilová** continues her double-figure scoring streak, having scored 10-or-more points in all 11 games she has played this season. The 6-foot guard leads the Badgers and ranks 14th in the Big Ten with 14.5 points per game.
- The Badgers have turned up their defense the last three games, averaging 6.0 steals per game over the stretch. Junior **Sydney Hilliard** leads the UW and ties for third in the Big Ten with 1.9 steals per game on the season.

PROBABLE STARTERS (based on last game)




2

Katie Nelson
 5-8 | G | Gr.
 5.2 ppg | 3.8 rpg
 3.4 apg | 1.6 spg



3

Brooke Schramek
 6-1 | G | So.
 7.0 ppg | 3.8 rpg
 1.6 apg



5

Julie Pospíšilová
 6-0 | G | Jr.
 14.5 ppg | 3.9 rpg
 3.6 apg | 1.6 spg



10

Halle Douglass
 6-1 | G | So.
 3.9 ppg | 2.5 rpg



30

Sydney Hilliard
 5-11 | G | Jr.
 14.1 ppg | 4.8 rpg
 2.8 apg | 1.9 spg

2021-22 SCHEDULE

Overall: 3-10 (Home 2-6; Away 0-4; Neutral 1-0)
Big Ten: 0-3 (Home 0-2; Away 0-1)

NOV. 10	ST. THOMAS	W, 67-51
NOV. 14	NJIT	L, 49-61
Nov. 19	at Bradley	L, 57-64
NOV. 22	CHICAGO STATE	L, 63-71
Nov. 24	at Milwaukee	L, 67-79

Rocky Mountain Hoops Classic, Boulder, Colo.		
Nov. 27	vs. Boise State	W, 60-45
Nov. 28	at Colorado	L, 51-67

DEC. 1	VIRGINIA TECH	L, 60-70
Dec. 5	at Northwestern	L, 49-61
DEC. 9	#13/11 MICHIGAN (BTN)	L, 81-93
DEC. 12	GREEN BAY	L, 53-63
DEC. 16	ILLINOIS STATE	W, 70-60
DEC. 23	EASTERN ILLINOIS	Canc.
DEC. 30	PURDUE (BTN)	Pstpd
JAN. 5	#6/6 INDIANA	L, 53-76
Jan. 9	at Illinois	1 p.m.
JAN. 12	MINNESOTA	6:30 p.m.
Jan. 16	at Rutgers	1 p.m.
Jan. 20	at #8/7 Michigan	6 p.m.
JAN. 23	PENN STATE	2 p.m.
Jan. 27	at Nebraska	7 p.m.
Jan. 30	at Minnesota	2 p.m.
FEB. 3	#22/21 IOWA	6:30 p.m.
FEB. 6	ILLINOIS	1 p.m.
Feb. 9	at #10/8 Maryland	5 p.m.
FEB. 13	MICHIGAN STATE	3 p.m.
Feb. 20	at —/#25 Ohio State	1 p.m.
FEB. 23	NEBRASKA	6:30 p.m.
Feb. 27	at Purdue	TBA
March 2-6	at Big Ten Tournament Gainbridge Fieldhouse, Indianapolis	

All home games, in **BOLD**, are played in the Kohl Center, 601 W. Dayton St. # AP/WBCA Rank

All dates and times subject to change.

FOLLOW THE #BADGERS

TV: BIG TEN NETWORK

App: **BIG+**
 Online: **BigTenPlus.com**

RADIO: U 100.9

App: **iHeartRadio** | **U 100.9 FM**
 ■ Play-by-Play: Jon Arias or Reid Magnum

SOCIAL MEDIA:

- Twitter: @BadgerWBB
- Instagram: badgerwbb
- Facebook: /WisconsinWomensBasketball
- YouTube: /WisconsinBadgers

2021-22 Big Ten Standings

Jan. 7

	Big Ten		Overall	
1. Indiana	4-0	1.000	12-2	.857
2. Northwestern	2-0	1.000	10-3	.769
3. Michigan	3-1	.750	12-2	.857
Maryland	3-1	.750	11-4	.733
5. Nebraska	2-1	.667	13-1	.929
Michigan State	2-1	.667	8-6	.571
7. Ohio State	2-2	.500	10-3	.769
8. Iowa	1-1	.500	7-4	.636
9. Purdue	1-2	.333	10-4	.714
Penn State	1-2	.333	7-6	.538
Minnesota	1-2	.333	8-7	.533
12. Illinois	0-2	.000	5-8	.385
13. Wisconsin	0-3	.000	3-10	.231
14. Rutgers	0-4	.000	7-9	.438

ALL GAMES

13. Scoring Offense	60.0
8. Scoring Defense	66.2
14. Scoring Margin	-6.2
11. Field Goal Pct.	41.0
12. Field Goal Pct. Defense	42.0
10. 3-pt Field Goal Pct.	30.7
11. 3-pt Field Goal Pct. Defense	32.9
10. 3-pt Field Goals Made	5.6
8. Free Throw Pct.	71.8
14. Rebounding Offense	31.6
6. Rebounding Defense	34.7
13. Rebounding Margin	-3.1
12. Offensive Rebounds	9.8
14. Defensive Rebounds	21.8
14. Assists	12.5
10. Assist/Turnover Ratio	0.8
6. Turnovers per game	15.0
10. Turnover Margin	-1.8
14. Blocked Shots	2.6
12. Steals	7.1

INDIVIDUAL

Scoring	14. Julie Pospíšilová	14.5
	15. Sydney Hilliard	14.1
FG%	4. Sydney Hilliard	56.3
	17. Julie Pospíšilová	37.0
3 pt per game	12. Julie Pospíšilová	1.9
Assists.	16. Julie Pospíšilová	3.5
	17. Katie Nelson	3.4
Asst/TO	24. Sydney Hilliard	2.8
	6. Katie Nelson	2.2
Blocks	19. Julie Pospíšilová	1.2
	T18. Sara Stapleton	0.8
Steals	T22. Julie Pospíšilová	0.7
	T3. Sydney Hilliard	1.9
Minutes	T11. Katie Nelson	1.6
	1. Katie Nelson	37.6
	2. Julie Pospíšilová	35.4
	4. Sydney Hilliard	34.8

BADGERS FALL TO NO. 6 INDIANA

■ The Badgers fell at home to No. 6 Indiana, 76-53, Wednesday night at the Kohl Center.

■ After not playing for 20 days due to a COVID-19 outbreak on the team, the Badgers (3-10, 0-3 B1G) faced their highest ranked opponent since February 2017.

■ Shooting percentages and rebounds made the biggest difference in the game as the Hoosiers shot 48.3% (28-58) from the field, including 42.1% (8-19) from 3-point range, while Wisconsin shot 35.7% (20-56), including just 28.6% (6-21) from behind the arc.

■ The Hoosiers had four players score in double figures while Wisconsin was led by **Julie Pospíšilová** with 15 points and **Sydney Hilliard** with 10 tallies.

■ IU also outrebounded the Badgers 36-25, a season-low for UW. **Brooke Schramek** led Wisconsin with six boards.

■ Indiana also outscored UW 34-20 in the paint. Wisconsin turned the ball over 14 times while dishing off 12 assists, including four apiece from Hilliard and **Katie Nelson**. Hilliard led all players with three steals as the Badgers tallied eight steals in the game.

■ Free throws also were key as Indiana went to the line 14 times, making 12 for 85.7% while the Badgers were just 7-9 from the charity stripe for 77.8%.

POSPÍŠILOVÁ, SCHRAMEK MOST IMPROVED

■ Junior **Julie Pospíšilová** and sophomore **Brooke Schramek** rank among the top Big Ten players for most improved scorers.

2021-22 CAREER COUNTDOWN

Milestone	Name	Date
800 points	Sydney Hilliard	vs. Indiana, 1/5
700 points	Sydney Hilliard	vs. Chicago State, 11/22
500 points	Julie Pospíšilová	vs. Illinois State, 12/16
400 points	Julie Pospíšilová	at Milwaukee, 11/24
200 points	Sara Stapleton	vs. NJIT, 11/14
100 points	Brooke Schramek	vs. Northwestern, 12/5

300 rebounds	Sydney Hilliard	at Colorado, 11/28
200 rebounds	Julie Pospíšilová	vs. Northwestern, 12/5
400 assists	Katie Nelson	vs. Chicago State, 11/22

Milestone	Name	# Needed
1200 points	Katie Nelson	7
300 points	Sara Stapleton	29
100 points	Krystyna Ellew	2
	Halle Douglass	15

400 rebounds	Katie Nelson	1
100 rebounds	Brooke Schramek	13
200 assists	Sydney Hilliard	6
	Julie Pospíšilová	15

■ Pospíšilová ranks sixth, upping her scoring from 8.9 last season to 14.5 this season, an improvement of 5.6 ppg.

■ Schramek ranks eighth, improving her scoring from 2.9 as a freshman to 7.0 this season.

Name, School	00-01	01-02	+
1. Angel Reese, MD	10.0	18.4	+8.4
2. Emily Kiser, MICH	2.4	10.7	+8.3
3. Cassidy Hardin, PUR	2.8	10.9	+8.1
4. Makenna Marisa, PSU	13.4	21.1	+7.7
5. Ra Shaya Kyle, PUR	5.3	11.0	+5.7
6. Julie Pospíšilová, WIS	8.9	14.5	+5.6
7. Rickie Woltman, PUR	1.0	5.2	+4.2
8. Brooke Schramek, WIS	2.9	7.0	+4.1
9. Madison Layden, PUR	8.7	12.7	+4.0
Danielle Rauch, MICH	2.3	6.3	+4.0

2020-21 WISCONSIN ROSTER

NO	NAME	POS	HT	YR	HOMETOWN/HIGH SCHOOL (PREVIOUS)
2	Katie Nelson	G	5-8	Gr.	Falmouth, Mass./Bishop Feehan (Boston Univ.)
3	Brooke Schramek	G	6-1	So.	Naperville, Ill./Benet Academy
5	Julie Pospíšilová	G	6-0	Jr.	Prague, Czech Republic/Gym. Jaroslava Seiferta
10	Halle Douglass	G	6-1	So.	Lake Forest, Ill./Lake Forest
11	Maty Wilke	G	5-10	Fr.	Beaver Dam, Wis./Beaver Dam
14	Krystyna Ellew	G	5-10	Fr.	Chicago, Ill./Taft
20	Sacia Vanderpool	G	6-4	Fr.	Byron, Minn./Byron
23	Lexi Duckett	G	5-11	RS So.	Daytona Beach, Fla./Father Lopez (UNC)
24	Natalie Leuzinger	G	5-8	So.	Monroe, Wis./Black Hawk
30	Sydney Hilliard	G	5-11	Jr.	Monroe, Wis./Monroe
40	Tara Stauffacher	G	5-11	Jr.	Columbus, Wis./Beaver Dam
41	Sara Stapleton	F/C	6-3	Jr.	Blaine, Minn./Centennial

Head Coach: Marisa Moseley

Associate Head Coach: Scott Merritt

Assistant Coaches: Kate Barnosky, Caroline Doty

Director of Operations: Mitch Simmons

Video Director: Will Watkins

Strength and Conditioning: A.J. Whitehead

Graduate Assistant: Estella Moschkau

PRONUNCIATION GUIDE: #3 Brooke SCHRAM-ick | #5 Julie POHS-pish-eh-LOW-va | #10 HAL-ee Douglass | #11 MAT ee WILL key | #14 Christina ELL ew | #20 SAY sha VAN der pool | #24 Natalie LIGHT-zing-er | #40 Tara STAW fah ker | HC Marisa MOHS lee | AC Kate bar NOS kee | AC Caroline DOH tee

COMPARING THE TEAMS

	G	PPG	FG%	3-pt%	FT%	RPG	APG	TOPG	SPG	BPG	OPP PPG
Wisconsin	13	60.0	.410	.307	.718	31.6	12.5	15.0	7.1	2.6	66.2
Illinois	12	65.1	.413	.342	.629	37.3	12.9	18.6	7.5	3.7	68.2

CALLING ON HALLE

- After missing the first two games of the season with an injury, sophomore guard **Halle Douglass** has turned up her play.
- Against Illinois State on Dec. 16, Douglass earning her first start of the season, putting up six career highs with 12 points, shooting 5-7 (71.4%) from the field and 2-4 (50%) from 3-point range. She also added a career-high nine rebounds while playing a career-high 36 minutes.
- The 6-foot-1 guard also started against Indiana on Wednesday, scoring nine points, her third-highest point total of the season. Douglass is averaging 10.5 points per game over her starting stretch.
- On the season, Douglass has played in 10 games. She averages season bests of 3.9 points and 2.5 rebounds per game while shooting a season-best 40%.

JULIE P FOR THE SCORE

- Junior **Julie Pospisilova** continues her double-figure scoring streak, having scored 10-or-more points in all 11 games she has played this season. The 6-foot guard leads the Badgers and ranks 14th in the Big Ten with 14.5 points per game.
- Over the last four games, she is averaging 15.0 points per game while shooting 42.6% (23-54) from the field, including 41.7% (10-24) from 3-point range. Pospisilova also adds 4.0 rebounds, 3.0 assists, 1.0 blocks and 1.3 steals per game over the stretch.
- On the season, she shoots 37% (57-154) from the field and leads the Badgers with 22 3-pointers. Pospisilova ranks 12th in the Big Ten with 2.0 triples per game. She also adds 3.9 rebounds, 3.5 assists, and 1.5 steals per game.

TURNOVER STRUGGLES

- After averaging just 12.3 turnovers per game over the first six games, Wisconsin is averaging 17.3 giveaways per game over the last seven contests.
- The Badgers recorded a season-high 23 turnovers at Northwestern on Dec. 5. UW had just 14 giveaways against Indiana on Wednesday.
- On the season, Wisconsin ranks sixth in the Big Ten with 15.0 turnovers per game. Opponents average 13.2 giveaways per game.

SLOW START TO GAMES

- After struggling with slow starts this season, the Badgers outscored Illinois State, 16-8, in the first quarter on Dec. 16.
- UW led 10-5 against Indiana in the first quarter on Wednesday, but was outscored by the Hoosiers 17-12 in the first quarter.
- Wisconsin has been outscored by 11 foes in the first period this season. The Badgers average 11.9 points in the first quarter while foes average 17.0 points in the first period.
- Wisconsin has been outscored by at least nine points by six opponents in the first quarter this season—Chicago State (21-7), Colorado (18-9), Virginia Tech (27-17), Northwestern (17-7), Michigan (22-13), and Green Bay (23-11).

FOUL IMPROVEMENT

- After recording 20-or-more fouls in five of the first 10 games this season, the Badgers have improved in their contact the last three games, averaging 14 fouls per game, including tying a season low with just 12 fouls vs. Illinois State on Dec. 16.
- The fouls have led to opponents taking more free throws this season. Foes are shooting 159-224 (71%) from the charity stripe while UW is shooting 127-177 (71.4%), which ranks ninth in the Big Ten.

OUTREBOUNDING OPPONENTS

- UW recorded a season-low 25 rebounds against Indiana on Wednesday, dropping its season average to 31.6 boards per game, which ranks 14th in the Big Ten.
- The Badgers give up 34.7 rebounds per game, which ranks seventh in the Big Ten, and has a rebounding margin of minus 3.1, which sits 13th in the Big Ten.
- Junior **Sydney Hilliard** leads the team with 4.8 rebounds per game while **Julie Pospisilová** adds 3.9 boards per game.

COUNTING DOWN

- Sophomore **Halle Douglass** needs 15 points for 100 career points.
- Freshman **Krystyna Ellew** will reach 100 career points in two tallies.
- Junior **Sydney Hilliard** needs just six assists to reach 200 career helpers.
- Graduate student **Katie Nelson** is seven points away from 1,200 points. She is also just one board away from 400 career rebounds.

SERIES HISTORY

Illinois

Wisconsin leads 40-37

In Madison: Wisconsin leads 25-11

In Champaign: Illinois leads 20-13

Neutral: Illinois leads 6-2

Date	Place	W/L	Score
Jan. 29, 2015	Champaign, Ill.	W	73-62
Jan. 17, 2016	Champaign, Ill.	L	65-71
Feb. 17, 2016	Madison, Wis.	L	56-76
Feb. 22, 2017	Madison, Wis.	W	59-55
Jan. 28, 2018	Champaign, Ill.	W	70-61
Feb. 20, 2019	Madison, Wis.	W	75-67
Feb. 2, 2020	Champaign, Ill.	W	73-64
Mar. 4, 2020	Indianapolis, Ind. (BTT)	W	71-55
Jan. 31, 2021	Madison, Wis.	W	69-57
Mar. 9, 2021	Indianapolis, Ind. (BTT)	L	42-67

- Junior **Julie Pospisilová** is counting down to 200 assists, needing 16 helpers.
- Sophomore **Brooke Schramek** is 13 rebounds away from 100 boards.

I GOT THAT!

- Junior **Sydney Hilliard** surpassed 800 career points against Indiana on Wednesday. The 5-foot-11 guard has 808 points in her third season.

HAVE YOURSELF A CAREER SEASON

- Eight upperclassmen are having the best seasons of their careers in 2021-22 in at least one statistical category.
- **Halle Douglass**, who missed the first two games of the season with a lower leg injury, is averaging season bests of 3.9 points and 2.5 rebounds per game. She is shooting a season-best 40%. Douglass has three blocks, needing one more to equal her freshman total, and four steals, needing two more to equal last year's total.
- **Lexi Duckett** is averaging season bests of 1.4 points per game while shooting 26.7% from the field, including 30% from 3-point range. The guard is also shooting 66.7% from the free-throw line. She also has two assists this season after tallying one assist as a freshman and also earned her first career block.
- **Sydney Hilliard** is shooting a season-best 56.3% from the field. She is also averaging a season-best 1.9 steals per game.
- **Katie Nelson** is averaging a season-best 3.8 rebounds per game.
- **Julie Pospisilová**, who missed the first two games of the season, playing with the Czech National Team, is averaging a season-best 14.5 points and 3.6 assists per game. She is also shooting a season-best 76.7% from the free-throw line.
- **Brooke Schramek** is averaging season bests of 7.0 points, 3.8 rebounds, 1.6

QUICK FACTS

School	University of Wisconsin
Location	Madison, Wis.
Population	263,332
Founded	1848
Enrollment	47,936
Nickname	Badgers
School Colors	Cardinal and White
Affiliation	NCAA Division I
Conference	Big Ten
Chancellor	Rebecca Blank
Director of Athletics	Chris MacIntosh
Athletic Dept. Phone	608-262-1866
Ticket Office Phone	608-262-1440
Website	UWBadgers.com
Twitter	@BadgerWBB
Instagram	badgerwbb
Facebook	/WisconsinWomensBasketball

BASKETBALL STAFF

Head Coach	Marisa Moseley
Alma Mater, Year	Boston University
Overall	48-39 (4th yr.)
Wisconsin	3-10 (1st yr.)

Associate Head Coach	Scott Merritt (1st Yr.)
Assistant Coach	Kate Barnosky (1st yr.)
Assistant Coach	Caroline Doty (1st yr.)
Strength & Conditioning Coach	AJ Whitehead
Graduate Assistant	Estella Moschkau
Director of Operations	Mitch Simmons
Video Coordinator	Will Watkins

KOHL CENTER

Opened	Jan. 20, 1998
Seasons	24th year
Capacity	17,142

2021-22 IN REVIEW

Overall Record	5-19
Big Ten Record (finish)	2-18 (14th)
Postseason	None

2021-22 TEAM INFORMATION

Starters Returning/Lost	3/2
Letterwinners Returning/Lost	9/3
Newcomers	4

TOP RETURNEES

Sydney Hilliard (Jr.)*	15.5 ppg, 5.3 rpg, 4.0 apg
Julie Pospíšilová (Jr.)*	8.9 ppg, 3.8 rpg, 3.7 apg
Sarah Stapleton (Jr.)*	6.5 ppg, 4.0 rpg
* 2020-21 Starter	

NEWCOMERS

Lexi Duckett (RS So.)	Daytona Beach, Fla./UNC
Krystyna Ellew (Fr.)	Chicago, Ill.
Katie Nelson (Gr.)	Falmouth, Mass./Boston Univ.
Sacia Vanderpool (Fr.)	Byron, Minn.
Maty Wilke (Fr.)	Beaver Dam, Wis.

TEAM HISTORY

First Year	1974-75
Years	49th year
Overall record	624-731 (.461)
Big Ten record	246-426 (.366)

NCAA TOURNAMENT HISTORY

Appearances (Last)	7 (2010)
Record	2-7

assists and 0.5 steals per game. She is also shooting a season-best 40.2% from the field, 25% from 3-point range and 76.7% from the free-throw line.

- **Sara Stapleton** is averaging season-best 7.1 points per game and already has five steals this season, after tallying 10 steals her first two seasons combined.
- **Tara Stauffacher** is averaging a season-best 2.7 points per game while shooting 40.6% from the field, including 31.6% from 3-point range. She also has five steals, which ties her season totals from her freshman and sophomore years.

POSPÍŠILOVÁ NAMED ALL-TOURNEY

- Junior **Julie Pospíšilová** was named to the Rocky Mountain Hoops Classic All-Tournament team.
- The 6-foot guard averaged a team-best 12.5 points while adding 4.5 rebounds per game. She dished off a career-high eight assists vs. Boise State to average 4.5 assists per game. Pospíšilová also added 1.5 blocks and 1.5 steals per game.

IMPRESSIVE DEBUT FOR ELLEW

- Freshman **Krystyna Ellew** scored a game-high 29 points in the Badgers' season-opening, 67-51, win over St. Thomas on Nov. 10.
- It's believed to be the most points ever scored by a Big Ten freshman in her collegiate debut, surpassing the previous mark of 27 points done twice before—Illinois' Robin Precely against Illinois State on Dec. 1, 1992, and Iowa's Caitlin Clark vs. Northern Iowa on Nov. 25, 2020.
- It also ties for fifth on the UW freshman single-game scoring list.

MOSELEY RECOGNIZED

- Head coach **Marisa Moseley** was named one of 40 Under 40: Rising Stars in women's basketball, according to *The Athletic* on Nov. 23.
- Moseley won her first game at Wisconsin on Nov. 10 with a 67-51 win over St. Thomas.

POSPÍŠILOVÁ PLAYS INTERNATIONAL

- Junior **Julie Pospíšilová** missed the first two games of the season, playing with the Czech Republic in the European Championships.
- The Czech team lost to Belarus, 66-60, on Nov. 13 with Pospíšilová scoring four points, adding two assists and one steal. On Nov. 14 the team defeated Ireland, 70-54, with Pospíšilová scoring seven points and adding three rebounds, three assists and one steal.
- Over the two games, Pospíšilová averaged 18 minutes, 5.5 points, 1.5 rebounds, 2.5 assists and 1.0 steals per game.

STARTERS, STATS RETURN

- Wisconsin returns nine letterwinners and three starters from last season.
- Leading the team is **Sydney Hilliard**, who averaged a team-best 15.5 ppg last season, earning consensus honorable mention All-Big Ten selection in 2021. Other returning starters include **Julie Pospíšilová** (8.9 ppg/3.7 apg) and **Sara Stapleton** (6.5 ppg/4.0 rpg).
- The Badgers return 83.4% of their assists, 72% of their 3-pointers, 62% of their points, and 60% of their rebounds from last season.

BADGER STATE PRIDE

- Wisconsin's 2021-22 roster features four Badger state natives.
- **Sydney Hilliard** was honored as the 2019 Point Guard of the Year at Monroe High School. **Tara Stauffacher** was ranked as the No. 1 player in the state in 2019 by MaxPreps.com for Beaver Dam High School. Freshman **Maty Wilke** joins the Badgers this season after a stand-out career at Beaver Dam. The other Wisconsin native is **Natalie Leuzinger** from Monroe.

BADGERS WELCOME FIVE

- The Badgers added five new athletes to the team in 2021-22.
- **Katie Nelson** comes to UW four years at Boston University under head coach Marisa Moseley. Nelson was a three-time All-Patriot League pick, including first-team honors in 2021. She scored more than 1,000 points and led the Terriers in assists all three years.
- Redshirt sophomore **Lexi Duckett** transferred from North Carolina at semester break in 2020-21. The 5-foot-11 guard played in 17 games with the Tarheels in 2019-20, averaging 1.0 points and 0.6 rebounds per game.
- Wisconsin also signed three for the 2021-22 season—**Maty Wilke**, a 5-foot-10 guard from Beaver Dam; **Sacia Vanderpool**, a 6-foot-4 forward from Byron, Minnesota; and **Krystyna Ellew**, a 5-foot-10 guard from Chicago.
- Wilke was a unanimous first-team all-state honoree in 2020. In 2019-20, she averaged 16.6 points, 7.4 rebounds, 4.8 assists and 3.6 steals per game. Wilke led the Golden Beavers to two state championships.
- Vanderpool was a 2021 3A state all star, averaging 16.9 points, 9.4 rebounds and 3.0 blocks per game as a senior.
- Ellew is the all-time leading scorer at Taft High School and earned first-team all-state honors as a senior. Ellew averaged 20+ points and eight+ rebounds per game throughout her career.



THE MOSELEY FILE

• Wisconsin Record:	3-10 (1st yr.)
• Career Record:	48-39 (4th yr.)
• Big Ten Record:	0-3
• Alma Mater:	Boston, 2004

NOTABLE ATHLETES

WNBA ATHLETES

Tina Charles	Napheesa Collier
Stefanie Dolson	Bria Hartley
Moriah Jefferson	Maya Moore
Breanna Stewart	Kia Nurse
Morgan Tuck	Megan Walker
Katie Lou Samuelson	Gabby Nurse
Kaleena Mosqueda-Lewis	Kiah Stokes

ALL-AMERICANS

Gabby Williams, UConn—2017, '18
 Katie Lou Samuelson, UConn—2017, '18
 Napheesa Collier, UConn—2017
 Breanna Stewart, UConn—2014, '15, '16
 Moriah Jefferson, UConn—2015, '16
 Morgan Tuck, UConn—2016
 Kaleena Mosqueda-Lewis, UConn—2013, '15
 Stefanie Dolson, UConn—2013, '15
 Bria Hartley, UConn—2012, '14
 Maya Moore, UConn—2010, '11
 Tina Charles, UConn—2010

OLYMPIANS

2020: Breanna Stewart, Tina Charles, Napheesa Collier (Gold, USA)
 Stefanie Dolson (Gold—3x3)
 Gabby Williams (Bronze, France)
 Kia Nurse (Canada)

2016: Maya Moore, Breanna Stewart (Gold, USA)
 Kia Nurse (Canada)

2012: Tina Charles, Maya Moore (Gold, USA)

AP NATIONAL PLAYERS OF THE YEAR

Breanna Stewart, UConn—2016, '15, '14
 Maya Moore, UConn—2014

HEAD COACH MARISA MOSELEY

- Named head coach of the Badgers in March 2021
- Won her first game at Wisconsin vs. St. Thomas on Nov. 10, 2021
- Spent three seasons as the head coach at Boston University, compiling a 45-29 record
- Named the 2018-19 Patriot League Coach of the Year
- Two-time Patriot League Tournament participants
- Six Patriot League honorees
- Spent nine season as assistant coach at Connecticut
- Won five NCAA championships and nine conference titles with the Huskies
- Coached three National Players of the Year and 11 All-Americans
- Coached seven Olympians
- Spent two season as assistant coach at Minnesota and one year as assistant coach at Denver
- Founding member of the Patriot League's Anti-Racism Commission
- Member of the University of Connecticut's Diversity Council
- Member of the University of Denver's Diversity, Equity and Inclusion Committee
- Four-year letterwinner at Boston University from 2000-04
- Earned third-team all-conference honors
- Named team defensive player of the year
- Four-year member of the America East Honor Roll

Moseley year by year

Wisconsin—Head Coach

Year	Record	Pct.	Conf.	Record	Place	Postseason
2020-21	3-10	.231	B1G	0-3	T13th	
1st year	3-10	.231		0-3		

Boston University—Head Coach

Year	Record	Pct.	Conf.	Record	Place	Postseason
2020-21	12-3	.800	Patriot	10-2	1st	PL Tournament Runner-Up
2019-20	18-12	.600	Patriot	12-6	2nd	PL Tournament Semifinals
2018-19	15-14	.517	Patriot	11-7	4th	PL Tournament Quarterfinals
3 years	45-29	.613		33-15	.679	

Head Coaching Record

Year	Record	Pct.	Conf.	Record	Pct.
4th year	48-39	.552		33-18	.647

UConn—Assistant Coach

Year	Record	Pct.	Conf.	Record	Place	Postseason
2017-18	36-1	.973	16-0	1.000	1st	Final Four
2016-17	26-1	.963	16-0	1.000	1st	Final Four
2015-16	28-0	1.000	18-0	1.000	1st	National Champions
2014-15	38-1	.974	18-0	1.000	1st	National Champions
2013-14	40-0	1.000	18-0	1.000	1st	National Champions
2012-13	35-4	.897	14-2	.875	2nd	National Champions
2011-12	33-5	.868	13-3	.813	3rd	Final Four
2010-11	36-2	.947	16-0	1.000	1st	Final Four
2009-10	39-0	1.000	16-0	1.000	1st	National Champions
9 years	330-14	.959	145-5	.967		

2 | KATIE NELSON

Graduate Student | Guard | 5-8
Falmouth, Mass. | Bishop Feehan | Boston University



Instagram: knelson44



Honors: 2021 All-Patriot League First Team ... 2020 All-Patriot League Second Team... 2019 All-Patriot League Third Team... 2018 Patriot League All-Rookie Team... Patriot League Rookie of the Week - Nov. 20, 2017, Nov. 27, 2017... 2018, 2019, 2020 Patriot League Academic Honor Roll

Of note: Graduate transfer from Boston University ... started all 103 games at BU and led the team in assists and minutes in each of her four seasons

2021-22: Started her first game as a Badger vs. St. Thomas (Nov. 10) ... has started all 13 games ... leads the Big Ten and ranks ninth nationally with 37.6 minutes per game ... ranks sixth on the team with 5.2 points per game ... scored a season-high 17 points vs. Illinois State (Dec. 16) ... ranks second on the team with 3.4 assists per game ... ranks sixth in the Big Ten with a 2.2 assist-to-turnover ratio ... adds 1.6 steals, which ranks 13th in the Big Ten, and 3.8 rebounds per game ... had a season-high seven rebounds at Colorado (Nov. 28)

GAME-BY-GAME STATISTICS

Opponent	Date	GS	MIN	Total		3-Pointers		Free throws		Rebounds				PF	A	TO	BLK	STL	PTS	AVG	
				FG-FGA	PCT	3FG-3FGA	PCT	FT-FTA	PCT	OFF	DEF	TOT	AVG								
St. Thomas (MN)	11/10/2021	*	38:30	3-8	.375	0-2	.000	0-0	.000	1	2	3	3.0	1	4	4	0	4	6	6.0	
NJIT	11/14/2021	*	40:00	3-10	.300	2-5	.400	0-0	.000	0	0	0	1.5	3	6	0	0	3	8	7.0	
at Bradley	11/19/2021	*	38:37	1-6	.167	1-4	.250	0-0	.000	2	2	4	2.3	2	6	0	0	0	3	5.7	
Chicago St.	11/22/2021	*	43:56	2-10	.200	1-5	.200	3-4	.750	1	3	4	2.8	3	5	1	0	1	8	6.3	
at Milwaukee	11/24/2021	*	37:39	3-8	.375	1-4	.250	0-0	.000	0	1	1	2.4	2	1	0	0	1	7	6.4	
vs Boise St.	11/27/2021	*	29:37	1-4	.250	1-2	.500	0-0	.000	1	3	4	2.7	0	4	1	0	3	3	5.8	
at Colorado	11/28/2021	*	36:54	1-3	.333	0-2	.000	0-0	.000	3	4	7	3.3	2	3	3	1	0	2	5.3	
Virginia Tech	12/01/2021	*	38:49	1-4	.250	1-3	.333	0-0	.000	1	2	3	3.3	1	1	1	0	3	3	5.0	
at Northwestern	12/05/2021	*	40:00	1-3	.333	1-2	.500	0-0	.000	0	5	5	3.4	4	1	2	0	3	3	4.8	
Michigan	12/09/2021	*	28:56	1-3	.333	0-1	.000	0-0	.000	1	4	5	3.6	2	0	2	0	1	2	4.5	
Green Bay	12/12/2021	*	40:00	1-4	.250	1-2	.500	0-0	.000	0	3	3	3.5	4	4	4	0	0	3	4.4	
Illinois St.	12/16/2021	*	38:51	6-7	.857	5-6	.833	0-0	.000	2	4	6	3.8	3	5	1	0	0	17	5.4	
Indiana	01/05/2022	*	36:34	0-0	.000	0-0	.000	2-2	1.000	1	3	4	3.8	0	4	1	0	2	2	5.2	
Totals			13	488:23	24-70	.343	14-38	.368	5-6	.833	13	36	49	3.8	27	44	20	1	21	67	5.2

Player Averages

Games Played	Minutes/ game	Points/ game	FG Pct	3FG Pct	FT Pct	Rebounds/ game	Assists/ game	Turnovers/ game	Assist/Turnover ratio	Steals/ game	Blocks/ game
13	37.6	5.2	34.3	36.8	83.3	3.8	3.4	1.5	2.2	1.6	0.1

CAREER STATISTICS

SEASON	TEAM	GP-GS	MIN/AVG	Field Goals		3-Point		F-Throws		Rebounds				Scoring						
				FG-FGA	FG%	3FG-3FGA	3FG%	FT-FTA	FT%	OFF	DEF	TOT	AVG	PF-FO	A	TO	BLK	STL	PTS	AVG
2017-18	BU	29-29	1010/34.8	95-264	.360	55-142	.387	29-43	.674	31	72	103	3.6	59-0	99	117	4	38	274	9.4
2018-19	BU	29-29	1100/37.9	96-264	.364	51-155	.329	56-69	.812	19	72	91	3.1	53-1	108	95	3	35	299	10.3
2019-20	BU	30-30	1183/39.4	125-327	.382	56-172	.326	67-91	.736	21	80	101	3.4	55-0	108	89	0	27	373	12.4
2020-21	BU	15-15	536/35.7	67-140	.479	28-69	.406	18-27	.667	16	39	55	3.7	21-0	64	26	1	24	180	12.0
2021-22	Wisc	13-13	488/37.6	24-70	.343	14-38	.368	5-6	.833	13	36	49	3.8	27-0	44	20	1	21	67	5.2
TOTAL FOR Wisc		13-13	488/37.6	24-70	.343	14-38	.368	5-6	.833	13	36	49	3.8	27-0	44	20	1	21	67	5.2
TOTAL		116-116	4317/37.2	407-1065	.382	204-576	.354	175-236	.742	100	299	399	3.4	215-1	423	347	9	145	1193	10.3

Single Game Highs

Statistic	Value
Points	29 vs Northeastern 12/29/19
Rebounds	9 at California 12/07/19, at Lafayette 01/02/20
Assists	8 4 times
Steals	4 9 times
Blocks	1 9 times
FG Made	10 at Delaware 11/19/17
FG Attempts	18 vs Holy Cross 01/25/20
3FG Made	7 vs Dartmouth 12/21/19
3FG Attempts	12 at Harvard 11/21/17, vs Holy Cross 01/25/20
FT Made	7 4 times
FT Attempts	10 at Lafayette 02/07/21

3 | BROOKE SCHRAMEK

Sophomore | Guard | 6-1
Naperville, Ill. | Benet Academy



Instagram: brooke.schramek3



Of Note: Joins notable former Benet athletes that have attended Wisconsin: men’s basketball 2015 National Player of the year Frank Kaminski and women’s basketball alum Jordan Wilson (2002-06) ... sister Emily played basketball at Northern Michigan (2015-18) ... sister Kendal is a senior forward at UW-Oshkosh

2020-21: Has played in all 13 games, starting 11 ... averaging 25.1 minutes per game ... started her first game as a Badger vs. St. Thomas (Nov. 10) ... scored a career-high 18 points at Northwestern (Dec. 5) ... ranks fifth on the team with 7.0 points per game ... has scored in double figures in four games ... pulled down a career-high seven rebounds vs. Chicago State (Nov. 22) while adding a career-high three blocks ... tied her career best with seven rebounds vs. Green Bay (Dec. 12) ... averaging 3.8 rebounds per game ... dished off a career-high three assists in three games ... adds 1.6 assists per game ... tied her career-high with two steals vs. Boise State (Nov. 27)

GAME-BY-GAME STATISTICS

Opponent	Date	GS	MIN	Total		3-Pointers		Free throws		Rebounds				PF	A	TO	BLK	STL	PTS	AVG
				FG-FGA	PCT	3FG-3FGA	PCT	FT-FTA	PCT	OFF	DEF	TOT	AVG							
St. Thomas (MN)	11/10/2021	*	25:09	0-5	.000	0-1	.000	0-0	.000	3	2	5	5.0	2	0	0	0	1	0	0.0
NJIT	11/14/2021	*	12:22	1-4	.250	0-2	.000	0-0	.000	0	2	2	3.5	0	0	2	0	0	2	1.0
at Bradley	11/19/2021		09:29	0-2	.000	0-0	.000	0-2	.000	2	1	3	3.3	0	2	0	0	0	0	0.7
Chicago St.	11/22/2021		26:41	2-5	.400	0-1	.000	2-4	.500	3	4	7	4.3	5	1	0	3	1	6	2.0
at Milwaukee	11/24/2021	*	27:01	3-6	.500	1-3	.333	0-0	.000	1	1	2	3.8	4	2	4	0	1	7	3.0
vs Boise St.	11/27/2021	*	20:01	3-5	.600	0-1	.000	2-2	1.000	2	0	2	3.5	4	0	4	0	2	8	3.8
at Colorado	11/28/2021	*	31:30	5-10	.500	1-3	.333	0-1	.000	1	3	4	3.6	2	3	1	0	1	11	4.9
Virginia Tech	12/01/2021	*	22:21	1-4	.250	0-1	.000	0-0	.000	0	0	0	3.1	5	3	6	1	0	2	4.5
at Northwestern	12/05/2021	*	32:47	6-9	.667	1-2	.500	5-7	.714	1	3	4	3.2	3	2	2	0	0	18	6.0
Michigan	12/09/2021	*	27:08	4-8	.500	0-2	.000	2-4	.500	1	3	4	3.3	5	2	2	1	0	10	6.4
Green Bay	12/12/2021	*	32:14	3-8	.375	2-3	.667	3-4	.750	4	3	7	3.6	2	1	4	0	0	11	6.8
Illinois St.	12/16/2021	*	29:20	4-9	.444	0-2	.000	1-1	1.000	1	2	3	3.6	4	3	3	0	0	9	7.0
Indiana	01/05/2022	*	30:22	1-7	.143	1-3	.333	4-4	1.000	1	5	6	3.8	2	2	1	1	0	7	7.0
Totals			11 326:27	33-82	.402	6-24	.250	19-29	.655	20	29	49	3.8	38	21	29	6	6	91	7.0

Player Averages

Games Played	Minutes/game	Points/game	FG Pct	3FG Pct	FT Pct	Rebounds/game	Assists/game	Turnovers/game	Assist/Turnover ratio	Steals/game	Blocks/game
13	25.1	7.0	40.2	25.0	65.5	3.8	1.6	2.2	0.7	0.5	0.5

CAREER STATISTICS

SEASON TEAM	GP-GS	MIN/AVG	Field Goals		3-Point		F-Throws		Rebounds				PF-FO	A	TO	BLK	STL	Scoring	
			FG-FGA	FG%	3FG-3FGA	3FG%	FT-FTA	FT%	OFF	DEF	TOT	AVG						PTS	AVG
2020-21 Wisc	21-0	337/16.1	17-70	.243	7-30	.233	19-32	.594	15	23	38	1.8	37-0	13	22	6	3	60	2.9
2021-22 Wisc	13-11	326/25.1	33-82	.402	6-24	.250	19-29	.655	20	29	49	3.8	38-3	21	29	6	6	91	7.0
TOTAL	34-11	664/19.5	50-152	.329	13-54	.241	38-61	.623	35	52	87	2.6	75-3	34	51	12	9	151	4.4

Single Game Highs

Statistic	Value
Points	18 at Northwestern 12/05/21
Rebounds	7 vs Chicago St. 11/22/21, vs Green Bay 12/12/21
Assists	3 vs Virginia Tech 12/01/21, vs Illinois St. 12/16/21, at Colorado 11/28/21
Steals	2 at Michigan St. 03/06/21, vs Boise St. 11/27/21
Blocks	3 vs Chicago St. 11/22/21
FG Made	6 at Northwestern 12/05/21
FG Attempts	10 at Colorado 11/28/21
3FG Made	2 at Michigan 12/31/20, vs Green Bay 12/12/21
3FG Attempts	5 vs Iowa 02/28/21
FT Made	5 at Michigan St. 03/06/21, at Northwestern 12/05/21
FT Attempts	7 at Iowa 12/05/20, at Northwestern 12/05/21

5 | JULIE POSPÍŠILOVÁ

Junior | Guard | 6-0
Prague, Czech Republic | Jaroslava Seiferta



Twitter: @Julpospisilova | Instagram: Pospisilovajulie



Honors: 2021 Academic All-Big Ten

Of Note: First Badger from the Czech Republic ... competed with the Czech National Team for two games in November ... trained with the Czech Senior National team during the summer of 2021 ... played on the Czech Republic Junior National Team for five years, competing in five European Championships, winning gold medals in 2015 and 2018 ... in 2016-17, Pospisilova was part of a student exchange program at Downers Grove North High School in Illinois, where she averaged 13.4 points and 6.1 rebounds per game ... also played for Chicago Hoops Express Nike Blue Star team

2020-21: Missed the first two games of the season to play with the Czech National Team in the European Championship ... returned to the lineup at Bradley (Nov. 19) where she started ... has played and started 11 games, averaging 35.4 minutes per game, which ranks second in the Big Ten ... leads the the team with 14.5 points per game ... has scored in double figures all 11 games ... scored a season-high 21 points vs. Michigan (Dec. 9), shooting 8-16 from the field ... dished off a career-high eight assists vs. Boise State (Nov. 27) ... adds 3.9 rebounds, 3.5 assists and 1.5 steals per game ... had a season-high six rebounds in two contests

GAME-BY-GAME STATISTICS

Opponent	Date	GS	MIN	Total		3-Pointers		Free throws		Rebounds				PF	A	TO	BLK	STL	PTS	AVG
				FG-FGA	PCT	3FG-3FGA	PCT	FT-FTA	PCT	OFF	DEF	TOT	AVG							
at Bradley	11/19/2021	*	38:14	7-22	.318	2-6	.333	1-1	1.000	4	4	8	8.0	4	6	2	0	2	17	17.0
Chicago St.	11/22/2021	*	32:55	2-8	.250	1-5	.200	10-14	.714	0	0	0	4.0	5	2	3	0	1	15	16.0
at Milwaukee	11/24/2021	*	39:14	8-16	.500	2-5	.400	1-1	1.000	1	1	2	3.3	2	5	2	1	3	19	17.0
vs Boise St.	11/27/2021	*	33:16	5-15	.333	3-7	.429	2-2	1.000	1	6	7	4.3	1	8	1	1	0	15	16.5
at Colorado	11/28/2021	*	37:14	4-12	.333	2-7	.286	0-0	.000	0	2	2	3.8	1	1	5	2	3	10	15.2
Virginia Tech	12/01/2021	*	33:38	4-12	.333	1-7	.143	2-2	1.000	0	2	2	3.5	4	2	1	0	2	11	14.5
at Northwestern	12/05/2021	*	36:08	4-15	.267	1-9	.111	3-4	.750	0	6	6	3.9	1	3	7	0	1	12	14.1
Michigan	12/09/2021	*	35:09	8-16	.500	3-6	.500	2-2	1.000	2	1	3	3.8	1	4	3	0	0	21	15.0
Green Bay	12/12/2021	*	39:09	5-12	.417	2-5	.400	2-4	.500	1	5	6	4.0	3	5	3	2	2	14	14.9
Illinois St.	12/16/2021	*	34:21	4-14	.286	2-6	.333	0-0	.000	0	3	3	3.9	0	2	2	2	1	10	14.4
Indiana	01/05/2022	*	30:35	6-12	.500	3-7	.429	0-0	.000	1	3	4	3.9	4	1	3	0	2	15	14.5
Totals		11	389:53	57-154	.370	22-70	.314	23-30	.767	10	33	43	3.9	26	39	32	8	17	159	14.5

Player Averages

Games Played	Minutes/game	Points/game	FG Pct	3FG Pct	FT Pct	Rebounds/game	Assists/game	Turnovers/game	Assist/Turnover ratio	Steals/game	Blocks/game
11	35.4	14.5	37.0	31.4	76.7	3.9	3.5	2.9	1.2	1.5	0.7

CAREER STATISTICS

SEASON	TEAM	GP-GS	MIN/AVG	Field Goals		3-Point		F-Throws		Rebounds				PF-FO	A	TO	BLK	STL	Scoring	
				FG-FGA	FG%	3FG-3FGA	3FG%	FT-FTA	FT%	OFF	DEF	TOT	AVG						PTS	AVG
2019-20	Wisc	31-9	636/20.5	61-175	.349	32-90	.356	3-4	.750	26	60	86	2.8	65-2	60	59	15	19	157	5.1
2020-21	Wisc	23-23	713/31.0	82-201	.408	30-82	.366	10-18	.556	19	68	87	3.8	60-1	86	101	27	39	204	8.9
2021-22	Wisc	11-11	390/35.4	57-154	.370	22-70	.314	23-30	.767	10	33	43	3.9	26-1	39	32	8	17	159	14.5
TOTAL		65-43	1739/26.8	200-530	.377	84-242	.347	36-52	.692	55	161	216	3.3	151-4	185	192	50	75	520	8.0

Single Game Highs

Statistic	Value
Points	28 vs Minnesota 01/03/21
Rebounds	9 at Iowa 12/05/20
Assists	8 vs Boise St. 11/27/21
Steals	6 vs Western Ill. 11/29/20
Blocks	4 vs Valparaiso 12/20/20
FG Made	10 vs Minnesota 01/03/21
FG Attempts	22 at Bradley 11/19/21
3FG Made	5 vs Valparaiso 12/20/20, vs Minnesota 01/03/21
3FG Attempts	9 at Northwestern 12/05/21
FT Made	10 vs Chicago St. 11/22/21
FT Attempts	14 vs Chicago St. 11/22/21

10 | HALLE DOUGLASS

Freshman | Guard | 6-1

Lake Forest, Ill. | Lake Forest



Twitter: @halledouglass | Instagram: halledouglass_



Of Note: Parents are both UW graduates ... her father Billy was a guard for the Badgers from 1988-92, serving as team co-captain in 1991-92

2021-22: Missed the first two games of the season with a lower leg injury ... has played in 10 games, starting two, averaging 15.6 minutes per game ... returned to the lineup vs. Bradley (Nov. 19) ... scored a then-career-high 10 points at Northwestern (Dec. 5) before upping that to 12 points vs. Illinois State (Dec. 16) ... shot a career-best 71.4% (5-7) from the field vs. the Redbirds ... averaging 3.9 points per game ... shot a career high of 4-4 from the free-throw line vs. Virginia Tech (Dec. 1) ... pulled down a career-high nine rebounds vs. ISU ... averaging 2.5 rebounds per game ... also tied her career high with two steals vs. Bradley ... had a season-high two assists vs. Michigan (Dec. 9)

High School: Ranked 93rd by Prospects Nation ... ranked 99th by ESPNW's 2020 HoopGurlz Top 100 ... two-time North Suburban Conference Player of the Year (2019, 2020) ... selected to the Adidas AAU All-American Team and played internationally in Spain

GAME-BY-GAME STATISTICS																			
Opponent	Date	GS	MIN	Total		3-Pointers		Free throws		Rebounds				PF	A	TO	BLK	STL	PTS
				FG-FGA	PCT	3FG-3FGA	PCT	FT-FTA	PCT	OFF	DEF	TOT	AVG						
at Bradley	11/19/2021		14:00	1-3	.333	0-1	.000	0-0	.000	1	2	3	3.0	2	1	1	0	2	2.0
Chicago St.	11/22/2021		05:12	0-0	.000	0-0	.000	0-0	.000	0	2	2	2.5	3	0	1	1	0	1.0
vs Boise St.	11/27/2021		03:01	0-0	.000	0-0	.000	0-0	.000	0	0	0	1.7	0	0	1	0	0	0.7
at Colorado	11/28/2021		00:40	0-0	.000	0-0	.000	0-0	.000	0	0	0	1.3	0	0	0	0	0	0.5
Virginia Tech	12/01/2021		18:12	1-4	.250	0-1	.000	4-4	1.000	0	2	2	1.4	3	1	1	1	0	6.1
at Northwestern	12/05/2021		20:27	3-6	.500	0-1	.000	4-5	.800	0	2	2	1.5	3	0	0	0	1	10.3
Michigan	12/09/2021		16:32	0-3	.000	0-2	.000	0-2	.000	0	1	1	1.4	1	2	1	0	0	2.6
Green Bay	12/12/2021		12:27	0-0	.000	0-0	.000	0-0	.000	1	1	2	1.5	1	1	1	0	0	2.3
Illinois St.	12/16/2021	*	35:27	5-7	.714	2-4	.500	0-1	.000	0	9	9	2.3	0	1	4	1	1	12.3
Indiana	01/05/2022	*	29:48	4-12	.333	1-6	.167	0-0	.000	0	4	4	2.5	2	0	1	0	0	9.3
Totals		2	155:45	14-35	.400	3-15	.200	8-12	.667	2	23	25	2.5	15	6	11	3	4	39.3

Player Averages											
Games Played	Minutes/ game	Points/ game	FG Pct	3FG Pct	FT Pct	Rebounds/ game	Assists/ game	Turnovers/ game	Assist/Turnover ratio	Steals/ game	Blocks/ game
10	15.6	3.9	40.0	20.0	66.7	2.5	0.6	1.1	0.5	0.4	0.3

CAREER STATISTICS																			
SEASON TEAM	GP-GS	MIN/AVG	Field Goals		3-Point		F-Throws		Rebounds				PF	FO	A	TO	BLK	STL	PTS
			FG-FGA	FG%	3FG-3FGA	3FG%	FT-FTA	FT%	OFF	DEF	TOT	AVG							
2020-21 Wisc	19-1	339/17.8	15-53	.283	6-22	.273	10-13	.769	9	28	37	1.9	29-0	30	29	4	6	46	2.4
2021-22 Wisc	10-2	156/15.6	14-35	.400	3-15	.200	8-12	.667	2	23	25	2.5	15-0	6	11	3	4	39	3.9
TOTAL	29-3	495/17.1	29-88	.330	9-37	.243	18-25	.720	11	51	62	2.1	44-0	36	40	7	10	85	2.9

Single Game Highs		
Statistic	Value	
Points	12	vs Illinois St. 12/16/21
Rebounds	9	vs Illinois St. 12/16/21
Assists	4	vs Northwestern 01/06/21
Steals	2	vs Indiana 02/24/21, at Bradley 11/19/21
Blocks	1	7 times
FG Made	5	vs Illinois St. 12/16/21
FG Attempts	12	vs Indiana 01/05/22
3FG Made	2	at Purdue 01/21/21, vs Illinois St. 12/16/21
3FG Attempts	6	vs Indiana 01/05/22
FT Made	4	vs Virginia Tech 12/01/21, at Northwestern 12/05/21
FT Attempts	5	at Northwestern 12/05/21

11 | MATY WILKE

Freshman | Guard | 5-10
Beaver Dam, Wis. | Beaver Dam



Twitter: @MatyWilke | Instagram: matywilke



Of Note: Recovering from torn ACL she suffered in December 2020 ... will redshirt the 2021-22 season

High School: Three-time first-team all-conference selection ... 2020 Conference Player of the Year ... as a senior, averaged 21.8 points, 8.6 assists, 6.1 rebounds and 4.4 steals per game before getting injured ... as a junior, averaged 16.6 points, 7.4 rebounds, 4.8 assists and 3.6 steals per game ... under coach Tim Chase, led the Golden Beavers to three Division 2 state tournaments, including two state championships 2020 All-State First Team unanimous honors ... also played for the North Tartan EYBL AAU program led by coach Gerard Coury and Bill Larson ... also played softball and participated in golf ... member of the National Honor Society

GAME-BY-GAME STATISTICS

CAREER STATISTICS

14 | KRYSTYNA ELLEW

Freshman | Guard | 5-10
Chicago, Ill. | Taft



Twitter: @KrystynaEllew | Instagram: t.ellew



2020-21: Has played in 13 games, starting five, averaging 20.7 minutes per games ... started her first game as a Badger vs. St. Thomas (Nov. 10) ... scored 29 points vs. the Tommies, which ties for fifth on the UW freshman single-game record list and is a Big Ten record for most points scored in a career opener by a women's basketball player ... ranks third on the team with 7.5 points per game ... has scored in double figures in three games ... shooting a team-best 21-22 (95.5%) from the free-throw line ... shot career bests of 8-8 for the charity stripe vs. St. Thomas and vs. Michigan (Dec. 9) ... adds 3.7 rebounds per game ... recorded a career-high nine rebounds vs. Green Bay (Dec. 12) ... had a career-high two steals vs. Boise State (Nov. 27)

GAME-BY-GAME STATISTICS

Opponent	Date	GS	MIN	Total		3-Pointers		Free throws		Rebounds				PF	A	TO	BLK	STL	PTS	AVG
				FG-FGA	PCT	3FG-3FGA	PCT	FT-FTA	PCT	OFF	DEF	TOT	AVG							
St. Thomas (MN)	11/10/2021	*	34:47	9-15	.600	3-5	.600	8-8	1.000	2	3	5	5.0	2	0	2	1	1	29	29.0
NJIT	11/14/2021	*	29:20	0-6	.000	0-3	.000	0-0	.000	3	4	7	6.0	3	1	1	0	0	14	5.5
at Bradley	11/19/2021	*	16:13	1-3	.333	1-2	.500	0-0	.000	0	1	1	4.3	1	0	0	0	0	3	10.7
Chicago St.	11/22/2021	*	16:30	1-7	.143	1-3	.333	1-2	.500	0	2	2	3.8	2	0	1	0	0	4	9.0
at Milwaukee	11/24/2021		19:27	1-5	.200	0-1	.000	2-2	1.000	2	0	2	3.4	3	1	1	0	0	4	8.0
vs Boise St.	11/27/2021		17:21	2-7	.286	1-3	.333	0-0	.000	1	4	5	3.7	1	1	0	0	2	5	7.5
at Colorado	11/28/2021		16:27	1-7	.143	0-5	.000	0-0	.000	0	2	2	3.4	2	0	2	0	0	2	6.7
Virginia Tech	12/01/2021		18:56	2-6	.333	1-2	.500	2-2	1.000	0	4	4	3.5	1	0	0	0	0	7	6.8
at Northwestern	12/05/2021		06:00	0-0	.000	0-0	.000	0-0	.000	0	1	1	3.2	0	1	1	0	0	0	6.0
Michigan	12/09/2021		26:33	4-6	.667	2-4	.500	8-8	1.000	1	5	6	3.5	0	0	2	0	0	18	7.2
Green Bay	12/12/2021	*	37:42	8-19	.421	5-12	.417	0-0	.000	1	8	9	4.0	2	0	1	0	0	21	8.5
Illinois St.	12/16/2021		09:51	0-2	.000	0-1	.000	0-0	.000	0	3	3	3.9	1	0	2	0	0	0	7.8
Indiana	01/05/2022		19:34	2-9	.222	1-5	.200	0-0	.000	0	1	1	3.7	2	0	2	0	1	5	7.5
Totals		5	268:42	31-92	.337	15-46	.326	21-22	.955	10	38	48	3.7	20	4	15	1	4	98	7.5

Player Averages

Games Played	Minutes/game	Points/game	FG Pct	3FG Pct	FT Pct	Rebounds/game	Assists/game	Turnovers/game	Assist/Turnover ratio	Steals/game	Blocks/game
13	20.7	7.5	33.7	32.6	95.5	3.7	0.3	1.2	0.3	0.3	0.1

CAREER STATISTICS

			Field Goals		3-Point		F-Throws		Rebounds				Scoring								
SEASON	TEAM	GP-GS	MIN	AVG	FG-FGA	FG%	3FG-3FGA	3FG%	FT-FTA	FT%	OFF	DEF	TOT	AVG	PF-FO	A	TO	BLK	STL	PTS	AVG
2021-22	Wisc	13-5	269	20.7	31-92	.337	15-46	.326	21-22	.955	10	38	48	3.7	20-0	4	15	1	4	98	7.5
TOTAL		13-5	269	20.7	31-92	.337	15-46	.326	21-22	.955	10	38	48	3.7	20-0	4	15	1	4	98	7.5

Single Game Highs

Statistic	Value
Points	29 vs St. Thomas (MN) 11/10/21
Rebounds	9 vs Green Bay 12/12/21
Assists	1 4 times
Steals	2 vs Boise St. 11/27/21
Blocks	1 vs St. Thomas (MN) 11/10/21
FG Made	9 vs St. Thomas (MN) 11/10/21
FG Attempts	19 vs Green Bay 12/12/21
3FG Made	5 vs Green Bay 12/12/21
3FG Attempts	12 vs Green Bay 12/12/21
FT Made	8 vs St. Thomas (MN) 11/10/21, vs Michigan 12/09/21
FT Attempts	8 vs St. Thomas (MN) 11/10/21, vs Michigan 12/09/21

20 | SACIA VANDERPOOL

Freshman | Forward | 6-4
Byron, Minn. | Byron



Twitter: @socialynn | Instagram: socialynn



Of Note: Has not played this season due to lower leg injury

High School: 3A All-Star ... honorable mention all-state as a senior ... two-time team MVP ... all-conference as a junior and senior ... as a senior, averaged 16.9 points, 9.4 rebounds and 3.0 blocks per game ... scored her 1,000th career point as a senior ... all-area and team captain as a senior ... earned 2021 Academic All State honors ... as a junior, averaged 15.1 points, 9.3 rebounds and 3.0 blocks per game while shooting 55% from the field, 44% from 3-point range and 80% from the free-throw line ... was a four-year letter winner for coach Jeremy Baumbach ... aided the Bears to their first state appearance in 2018 ...honorable mention all-conference as a sophomore ... set school record for most blocks in a game with 13 ... also competed for the FBC The North AAU program, led by coach Tyler Coley ... four-time academic letter winner ... member of both the student council and National Honor Society

GAME-BY-GAME STATISTICS

CAREER STATISTICS

23 | LEXI DUCKETT

RS Sophomore | Guard | 5-11
Daytona Beach, Fla. | Father Lopez | UNC



Twitter: @L3xxi_11 | Instagram: lexiduckett



Of Note: Transfer from North Carolina in January 2020 ... missed the 2020-21 season with a knee injury

2021-22: Has played in nine games, averaging 8.5 minutes per game ... played her first game as a Badger vs. St. Thomas (Nov. 10) ... averaging 1.4 points per game ... scored three points, shooting 1-2 from 3-point range vs. the Tommies ... played a career-high 30 minutes vs. Chicago State (Nov. 22), tying her career high with six points ... shot a career-best 2-5 from 3-point range vs. the Cougars ... also dished off a career-high two assists vs. CSU ... shot a career-best 2-3 from the free-throw line at Colorado (Nov. 28)

GAME-BY-GAME STATISTICS

Opponent	Date	GS	MIN	Total		3-Pointers		Free throws		Rebounds				PF	A	TO	BLK	STL	PTS	AVG
				FG-FGA	PCT	3FG-3FGA	PCT	FT-FTA	PCT	OFF	DEF	TOT	AVG							
St. Thomas (MN)	11/10/2021		08:48	1-3	.333	1-2	.500	0-0	.000	0	0	0	0.0	0	0	0	0	0	3	3.0
NJIT	11/14/2021		04:06	0-1	.000	0-0	.000	0-0	.000	0	0	0	0.0	1	0	0	0	0	0	1.5
at Bradley	11/19/2021		01:23	0-0	.000	0-0	.000	0-0	.000	0	0	0	0.0	0	0	0	0	0	0	1.0
Chicago St.	11/22/2021		30:07	2-5	.400	2-5	.400	0-0	.000	1	1	2	0.5	2	2	0	1	1	6	2.3
at Milwaukee	11/24/2021		04:42	1-1	1.000	0-0	.000	0-0	.000	0	0	0	0.4	0	0	0	0	0	2	2.2
vs Boise St.	11/27/2021		14:30	0-3	.000	0-2	.000	0-0	.000	1	0	1	0.5	0	0	2	0	0	0	1.8
at Colorado	11/28/2021		06:42	0-1	.000	0-1	.000	2-3	.667	1	0	1	0.6	0	0	1	0	1	2	1.9
Virginia Tech	12/01/2021		02:01	0-1	.000	0-0	.000	0-0	.000	0	0	0	0.5	1	0	1	0	0	0	1.6
Green Bay	12/12/2021		03:54	0-0	.000	0-0	.000	0-0	.000	0	2	2	0.7	1	0	1	0	0	0	1.4
Totals		0	76:13	4-15	.267	3-10	.300	2-3	.667	3	3	6	0.7	5	2	5	1	2	13	1.4

Player Averages

Games Played	Minutes/ game	Points/ game	FG Pct	3FG Pct	FT Pct	Rebounds/ game	Assists/ game	Turnovers/ game	Assist/Turnover ratio	Steals/ game	Blocks/ game
9	8.5	1.4	26.7	30.0	66.7	0.7	0.2	0.6	0.4	0.2	0.1

CAREER STATISTICS

SEASON	TEAM	GP-GS	MIN/AVG	Field Goals		3-Point		F-Throws		Rebounds				Scoring						
				FG-FGA	FG%	3FG-3FGA	3FG%	FT-FTA	FT%	OFF	DEF	TOT	AVG	PF-FO	A	TO	BLK	STL	PTS	AVG
2019-20	UNC	17-0	76/4.5	6-26	.231	2-10	.200	3-7	.429	4	6	10	0.6	10-0	1	2	0	4	17	1.0
2021-22	Wisc	9-0	76/8.5	4-15	.267	3-10	.300	2-3	.667	3	3	6	0.7	5-0	2	5	1	2	13	1.4
TOTAL FOR Wisc		9-0	76/8.5	4-15	.267	3-10	.300	2-3	.667	3	3	6	0.7	5-0	2	5	1	2	13	1.4
TOTAL		26-0	153/5.9	10-41	.244	5-20	.250	5-10	.500	7	9	16	0.6	15-0	3	7	1	6	30	1.2

Single Game Highs

Statistic	Value
Points	6 vs N.C. Central 12/08/19, vs Chicago St. 11/22/21
Rebounds	4 vs Illinois 12/05/19
Assists	2 vs Chicago St. 11/22/21
Steals	2 vs N.C. Central 12/08/19
Blocks	1 vs Chicago St. 11/22/21
FG Made	2 vs N.C. Central 12/08/19, vs UNCW 12/20/19, vs Chicago St. 11/22/21
FG Attempts	6 vs N.C. Central 12/08/19
3FG Made	2 vs Chicago St. 11/22/21
3FG Attempts	5 vs Chicago St. 11/22/21
FT Made	2 at Colorado 11/28/21
FT Attempts	3 at Colorado 11/28/21

24 | NATALIE LEUZINGER

Sophomore | Guard | 5-8
Monroe, Wis. | Black Hawk



Twitter: @leuzinger24 | Instagram: natalie_leuzinger_424



2021-22: Has played in three games, averaging 1.8 minutes per game ... played a season-high three minutes vs. Boise State (Nov. 27)

GAME-BY-GAME STATISTICS

Opponent	Date	GS	MIN	Total		3-Pointers		Free throws		Rebounds				PF	A	TO	BLK	STL	PTS	AVG
				FG-FGA	PCT	3FG-3FGA	PCT	FT-FTA	PCT	OFF	DEF	TOT	AVG							
vs Boise St.	11/27/2021		03:01	0-0	.000	0-0	.000	0-0	.000	0	0	0	0.0	1	0	1	0	0	0	0.0
at Colorado	11/28/2021		00:40	0-0	.000	0-0	.000	0-0	.000	0	0	0	0.0	0	0	0	0	0	0	0.0
Indiana	01/05/2022		01:36	0-0	.000	0-0	.000	0-0	.000	0	0	0	0.0	0	0	0	0	0	0	0.0
Totals		0	05:17	0-0	.000	0-0	.000	0-0	.000	0	0	0	0.0	1	0	1	0	0	0	0.0

Player Averages

Games Played	Minutes/game	Points/game	FG Pct	3FG Pct	FT Pct	Rebounds/game	Assists/game	Turnovers/game	Assist/Turnover ratio	Steals/game	Blocks/game
3	1.8	0.0	0.0	0.0	0.0	0.0	0.0	0.3	0.0	0.0	0.0

CAREER STATISTICS

			Field Goals		3-Point		F-Throws		Rebounds				Scoring							
SEASON	TEAM	GP-GS	MIN/AVG	FG-FGA	FG%	3FG-FGA	3FG%	FT-FTA	FT%	OFF	DEF	TOT	AVG	PF-FO	AST	TO	BLK	STL	PTS	AVG
2020-21	Wisc	11-0	19/1.7	0-6	.000	0-2	.000	2-2	1.000	0	0	0	0.0	0-0	0	0	0	0	2	0.2
TOTAL		11-0	19/1.7	0-6	.000	0-2	.000	2-2	1.000	0	0	0	0.0	0-0	0	0	0	0	2	0.2

Single Game Highs

Statistic	Value
Points	2 at Northwestern 02/20/21
FG Attempts	2 at Penn St. 02/07/21, vs Indiana 02/24/21
3FG Attempts	1 at Penn St. 02/07/21, vs Michigan 01/14/21
FT Made	2 at Northwestern 02/20/21
FT Attempts	2 at Northwestern 02/20/21

30 | SYDNEY HILLIARD

Junior | Guard | 5-11
Monroe, Wis. | Monroe High School



Twitter: @sydhilliard30 | Instagram: sydneyhilliard



Honors: Big Ten Honor Roll, Dec. 21, 2020 ... Big Ten Co-Freshman of the Week, Feb. 3, 2020 ... 2021 Academic All-Big Ten

2021-22: Missed the Green Bay game due to illness ... has started 12 games, averaging 34.8 minutes per game, which ranks fourth in the Big Ten ... ranks second on the team with 14.1 points per game, which ranks 15th in the Big Ten ... has scored in double figures in 11 games ... shooting a season-best 56.3% from the field, which ranks fourth in the Big Ten ... scored a season-high 20 points vs. Chicago State (Nov. 22) ... tied her career best, shooting 8-12 from the free-throw line vs. the Cougars ... leads the team with 4.8 rebounds per game ... pulled down a season-high eight rebounds vs. Virginia Tech (Dec. 1) ... adds 2.8 assists and 1.9 steals per game, tying for fourth in the BIG in steals per game ... dished off a season-high seven assists vs. Michigan (Dec. 9) ... had a season-high five steals vs. NJIT (Nov. 14)

GAME-BY-GAME STATISTICS

Opponent	Date	GS	MIN	Total		3-Pointers		Free throws		Rebounds				PF	A	TO	BLK	STL	PTS	AVG
				FG-FGA	PCT	3FG-3FGA	PCT	FT-FTA	PCT	OFF	DEF	TOT	AVG							
St. Thomas (MN)	11/10/2021	*	37:55	7-14	.500	0-0	.000	3-3	1.000	2	4	6	6.0	1	3	2	0	0	17	17.0
NJIT	11/14/2021	*	39:23	8-16	.500	0-0	.000	2-5	.400	2	1	3	4.5	4	3	0	0	5	18	17.5
at Bradley	11/19/2021	*	33:03	8-13	.615	0-0	.000	3-4	.750	4	3	7	5.3	5	0	5	0	2	19	18.0
Chicago St.	11/22/2021	*	42:24	6-15	.400	0-0	.000	8-12	.667	1	6	7	5.8	2	2	2	0	2	20	18.5
at Milwaukee	11/24/2021	*	29:16	6-6	1.000	0-0	.000	1-3	.333	2	4	6	5.8	0	1	4	0	1	13	17.4
vs Boise St.	11/27/2021	*	26:51	5-9	.556	0-0	.000	1-2	.500	0	5	5	5.7	0	1	1	0	2	11	16.3
at Colorado	11/28/2021	*	33:19	6-8	.750	0-0	.000	0-0	.000	0	2	2	5.1	0	4	3	0	1	12	15.7
Virginia Tech	12/01/2021	*	33:49	6-9	.667	0-0	.000	4-5	.800	2	6	8	5.5	4	2	2	0	3	16	15.8
at Northwestern	12/05/2021	*	34:32	0-3	.000	0-0	.000	0-2	.000	0	1	1	5.0	3	4	5	0	1	0	14.0
Michigan	12/09/2021	*	34:57	6-10	.600	0-0	.000	4-5	.800	3	4	7	5.2	3	7	2	0	1	16	14.2
Illinois St.	12/16/2021	*	36:26	8-11	.727	0-0	.000	1-2	.500	1	2	3	5.0	4	2	5	0	2	17	14.5
Indiana	01/05/2022	*	35:14	5-12	.417	0-0	.000	0-0	.000	2	0	2	4.8	0	4	3	0	3	10	14.1
Totals		12	417:09	71-126	.563	0-0	.000	27-43	.628	19	38	57	4.8	26	33	34	0	23	169	14.1

Player Averages

Games Played	Minutes/game	Points/game	FG Pct	3FG Pct	FT Pct	Rebounds/game	Assists/game	Turnovers/game	Assist/Turnover ratio	Steals/game	Blocks/game
12	34.8	14.1	56.3	0.0	62.8	4.8	2.8	2.8	1.0	1.9	0.0

CAREER STATISTICS

SEASON	TEAM	GP-GS	MIN/AVG	Field Goals		3-Point		F-Throws		Rebounds				PF-FO	A	TO	BLK	STL	Scoring	
				FG-FGA	FG%	3FG-3FGA	3FG%	FT-FTA	FT%	OFF	DEF	TOT	AVG						PTS	AVG
2019-20	Wisc	29-23	792/27.3	110-223	.493	7-24	.292	41-69	.594	56	82	138	4.8	48-0	66	60	6	29	268	9.2
2020-21	Wisc	24-24	803/33.4	147-307	.479	6-19	.316	71-96	.740	53	73	126	5.3	38-0	95	79	4	21	371	15.5
2021-22	Wisc	12-12	417/34.8	71-126	.563	0-0	.000	27-43	.628	19	38	57	4.8	26-1	33	34	0	23	169	14.1
TOTAL		65-59	2012/31.0	328-656	.500	13-43	.302	139-208	.668	128	193	321	4.9	112-1	194	173	10	73	808	12.4

Single Game Highs

Statistic	Value
Points	26 at Iowa 12/05/20
Rebounds	13 at Illinois 02/02/20
Assists	11 vs Minnesota 01/03/21
Steals	6 vs Penn St. 01/04/20
Blocks	3 at Colorado 11/14/19
FG Made	11 at Iowa 12/05/20
FG Attempts	21 vs Illinois 03/09/21
3FG Made	2 vs Wofford 11/10/19, vs Western Ill. 11/29/20
3FG Attempts	4 vs Iowa 01/19/20
FT Made	8 vs Rutgers 12/11/20, vs Chicago St. 11/22/21
FT Attempts	12 vs Rutgers 12/11/20, vs Chicago St. 11/22/21

40 | TARA STAUFFACHER

Junior | Guard | 5-11
Columbus, Wis. | Beaver Dam High School



Twitter: @TaraStauffacher | Instagram: tara_stauffacher



Honors: 2021 Academic All-Big Ten

Of Note: Earned her first career start at Penn State (Feb. 7, 2021) ... ranked as the No. 1 player in the state of Wisconsin by MaxPreps.com ... scored the most 3-pointers in school history ... aided Beaver Dam High School to three-straight Wisconsin State Championships

2021-22: Has played in all 13 games, averaging 12.3 minutes per game ... averaging 2.7 points per game ... had a season-high six points at Colorado (Nov. 28), shooting 2-4 from 3-point range, and vs. Michigan (Dec. 9), shooting 2-3 from behind the arc ... adds 1.9 rebounds per game ... pulled down a season-high four rebounds at Milwaukee (Nov. 24) ... shooting a season-best 40.6% from the field

GAME-BY-GAME STATISTICS

Opponent	Date	GS	MIN	Total		3-Pointers		Free throws		Rebounds				PF	A	TO	BLK	STL	PTS	AVG
				FG-FGA	PCT	3FG-3FGA	PCT	FT-FTA	PCT	OFF	DEF	TOT	AVG							
St. Thomas (MN)	11/10/2021		15:07	2-5	.400	0-1	.000	0-0	.000	1	0	1	1.0	1	1	0	0	0	4	4.0
NJIT	11/14/2021		23:55	2-4	.500	1-3	.333	0-0	.000	1	0	1	1.0	1	0	1	0	0	5	4.5
at Bradley	11/19/2021		07:47	0-2	.000	0-2	.000	0-0	.000	0	3	3	1.7	3	0	1	0	0	0	3.0
Chicago St.	11/22/2021		16:57	2-2	1.000	0-0	.000	0-0	.000	1	2	3	2.0	1	0	0	0	1	4	3.3
at Milwaukee	11/24/2021		12:00	1-3	.333	0-2	.000	0-0	.000	3	1	4	2.4	3	2	1	0	0	2	3.0
vs Boise St.	11/27/2021		16:08	1-3	.333	0-2	.000	1-2	.500	3	0	3	2.5	2	0	0	0	0	3	3.0
at Colorado	11/28/2021		12:42	2-4	.500	2-4	.500	0-0	.000	0	1	1	2.3	1	1	1	0	0	6	3.4
Virginia Tech	12/01/2021		08:19	0-1	.000	0-0	.000	0-0	.000	0	2	2	2.3	1	0	0	0	0	0	3.0
at Northwestern	12/05/2021		00:43	0-0	.000	0-0	.000	0-0	.000	0	0	0	2.0	0	0	0	0	0	0	2.7
Michigan	12/09/2021		09:57	2-4	.500	2-3	.667	0-0	.000	0	1	1	1.9	3	0	0	0	0	6	3.0
Green Bay	12/12/2021		15:12	0-1	.000	0-1	.000	0-0	.000	1	2	3	2.0	1	0	4	0	3	0	2.7
Illinois St.	12/16/2021		15:44	1-2	.500	1-1	1.000	2-2	1.000	0	1	1	1.9	0	1	0	0	1	5	2.9
Indiana	01/05/2022		04:52	0-1	.000	0-0	.000	0-0	.000	0	0	0	1.8	1	1	0	0	0	0	2.7
Totals		0	159:24	13-32	.406	6-19	.316	3-4	.750	10	13	23	1.8	18	6	8	0	5	35	2.7

Player Averages											
Games Played	Minutes/game	Points/game	FG Pct	3FG Pct	FT Pct	Rebounds/game	Assists/game	Turnovers/game	Assist/Turnover ratio	Steals/game	Blocks/game
13	12.3	2.7	40.6	31.6	75.0	1.8	0.5	0.6	0.8	0.4	0.0

CAREER STATISTICS

				Field Goals		3-Point		F-Throws		Rebounds				Scoring						
SEASON	TEAM	GP-GS	MIN/AVG	FG-FGA	FG%	3FG-3FGA	3FG%	FT-FTA	FT%	OFF	DEF	TOT	AVG	PF-FO	A	TO	BLK	STL	PTS	AVG
2019-20	Wisc	30-0	345/11.5	18-57	.316	6-28	.214	21-25	.840	19	36	55	1.8	30-0	13	15	0	5	63	2.1
2020-21	Wisc	24-3	398/16.6	21-66	.318	14-47	.298	9-12	.750	13	32	45	1.9	31-0	6	13	2	5	65	2.7
2021-22	Wisc	13-0	159/12.3	13-32	.406	6-19	.316	3-4	.750	10	13	23	1.8	18-0	6	8	0	5	35	2.7
TOTAL		67-3	903/13.5	52-155	.335	26-94	.277	33-41	.805	42	81	123	1.8	79-0	25	36	2	15	163	2.4

Single Game Highs	
Statistic	Value
Points	9 vs North Dakota 12/13/20
Rebounds	10 vs Eastern Ill. 11/26/19
Assists	2 4 times
Steals	3 vs Green Bay 12/12/21
Blocks	1 vs Indiana 02/24/21, vs Northwestern 01/06/21
FG Made	3 vs Eastern Ill. 11/26/19, at Penn St. 02/07/21, vs North Dakota 12/13/20
FG Attempts	7 vs North Florida 11/05/19
3FG Made	3 vs North Dakota 12/13/20
3FG Attempts	5 vs Michigan 01/14/21, vs North Dakota 12/13/20
FT Made	4 vs Ball St. 11/29/19
FT Attempts	4 vs Milwaukee 11/17/19, vs Ball St. 11/29/19, at Nebraska 01/28/21

41 | SARA STAPLETON

Junior | Forward/Center | 6-3
Blaine, Minn. | Centennial High School



Twitter: @StapletonSara | Instagram: sarastapletonn



Honors: 2021 Academic All-Big Ten

Of Note: Ranked No. 24 among post players by Prospect Nation ... also ranked as the No. 18 post by ESPN Hoop Gurlz ... member of the 2019 Minnesota State Class AAAA All-Tournament team ... named to the 2018-19 Minnesota Miss Basketball Watch List by Breakdown Sports ... named to the all-tournament team at the 2017 Battle in the Boro and 2017 USJN Windy City

2021-22: Has played in 12 games, starting 11, averaging 19.4 minutes per game ... tied her career high with 16 points vs. NJIT (Nov. 14), shooting 60% (6-10) from the field ... added 15 points vs. Virginia Tech (Dec. 1) ... shot career highs of 5-5 from the free-throw line vs. the Hokies ... ranks fourth on the team with 7.1 points per game ... averages 3.6 rebounds per game ... had a season-high six rebounds in two games ... had a career-high three steals at Bradley (Nov. 19) ... had a season-high two blocks in three games ... leads the team with 0.8 blocks per game

GAME-BY-GAME STATISTICS

Opponent	Date	GS	MIN	Total		3-Pointers		Free throws		Rebounds				PF	A	TO	BLK	STL	PTS	AVG	
				FG-FGA	PCT	3FG-3FGA	PCT	FT-FTA	PCT	OFF	DEF	TOT	AVG								
St. Thomas (MN)	11/10/2021	*	12:03	0-1	.000	0-0	.000	1-2	.500	0	2	2	2.0	3	0	2	0	0	1	1.0	
NJIT	11/14/2021	*	29:26	6-10	.600	0-0	.000	4-5	.800	2	4	6	4.0	2	1	6	1	1	16	8.5	
at Bradley	11/19/2021	*	24:33	4-9	.444	0-0	.000	0-0	.000	2	3	5	4.3	4	0	2	1	3	8	8.3	
Chicago St.	11/22/2021	*	06:19	0-2	.000	0-0	.000	0-0	.000	1	0	1	3.5	2	0	1	0	0	0	6.3	
at Milwaukee	11/24/2021	*	15:59	3-6	.500	0-0	.000	3-4	.750	1	3	4	3.6	5	1	4	0	0	9	6.8	
vs Boise St.	11/27/2021	*	21:58	3-7	.429	0-0	.000	1-4	.250	1	2	3	3.5	2	0	1	1	0	7	6.8	
at Colorado	11/28/2021	*	17:18	3-5	.600	0-0	.000	0-0	.000	1	3	4	3.6	5	0	2	0	1	6	6.7	
Virginia Tech	12/01/2021	*	23:54	5-7	.714	0-0	.000	5-5	1.000	2	3	5	3.8	4	0	2	0	0	15	7.8	
at Northwestern	12/05/2021	*	29:23	2-7	.286	0-0	.000	2-2	1.000	2	4	6	4.0	4	1	5	2	0	6	7.6	
Michigan	12/09/2021	*	20:48	4-8	.500	0-0	.000	0-1	.000	1	3	4	4.0	5	1	1	2	0	8	7.6	
Green Bay	12/12/2021	*	19:22	1-4	.250	0-0	.000	2-2	1.000	2	1	3	3.9	2	0	2	2	0	4	7.3	
Indiana	01/05/2022		11:25	2-3	.667	0-0	.000	1-3	.333	0	0	0	3.6	3	0	2	0	0	5	7.1	
Totals			11	232:27	33-69	.478	0-0	.000	19-28	.679	15	28	43	3.6	41	4	30	9	5	85	7.1

Player Averages

Games Played	Minutes/game	Points/game	FG Pct	3FG Pct	FT Pct	Rebounds/game	Assists/game	Turnovers/game	Assist/Turnover ratio	Steals/game	Blocks/game
12	19.4	7.1	47.8	0.0	67.9	3.6	0.3	2.5	0.1	0.4	0.8

CAREER STATISTICS

			Field Goals				3-Point		F-Throws		Rebounds				Scoring						
SEASON	TEAM	GP-GS	MIN	AVG	FG-FGA	FG%	3FG-3FGA	3FG%	FT-FTA	FT%	OFF	DEF	TOT	AVG	PF-FO	A	TO	BLK	STL	PTS	AVG
2019-20	Wisc	21-0	131	6.2	19-39	.487	0-0	.000	11-18	.611	16	22	38	1.8	19-0	2	13	12	3	49	2.3
2020-21	Wisc	21-18	379	18.1	60-127	.472	0-0	.000	17-22	.773	29	54	83	4.0	53-0	12	29	17	7	137	6.5
2021-22	Wisc	12-11	232	19.4	33-69	.478	0-0	.000	19-28	.679	15	28	43	3.6	41-3	4	30	9	5	85	7.1
TOTAL		54-29	743	13.8	112-235	.477	0-0	.000	47-68	.691	60	104	164	3.0	113-3	18	72	38	15	271	5.0

Single Game Highs

Statistic	Value
Points	16 vs North Dakota 12/13/20, vs NJIT 11/14/21
Rebounds	11 vs Western Ill. 11/29/20
Assists	2 at Minnesota 02/14/21, at Nebraska 01/28/21, vs North Dakota 12/13/20
Steals	3 at Bradley 11/19/21
Blocks	3 at Penn St. 02/07/21
FG Made	8 vs North Dakota 12/13/20
FG Attempts	15 vs Ohio St. 02/10/21
FT Made	5 vs Virginia Tech 12/01/21
FT Attempts	5 vs NJIT 11/14/21, vs Virginia Tech 12/01/21

2021-22 Record . . .

Overall:	3-10
Home:	2-6
Away:	0-4
Neutral:	1-0
Leads at halftime:	3-1
Trails at halftime:	0-6
Tied at halftime:	0-2
Against AP-ranked opponents:	0-1
Against unranked teams:	3-8
Big Ten:	0-3
Leads at halftime:	0-0
Trails at halftime:	0-3
Against AP-ranked opponents:	0-2
Against unranked teams:	0-1
More field goals than opponent:	3-1
Fewer field goals than opponent:	0-9
Higher FG % than opponent:	3-3
Lower FG % than opponent:	0-6
Same FG % as opponent:	0-1
More 3-pt field goals than opponent:	1-1
Fewer 3-pt field goals than opponent:	1-7
Same 3-pt field goals as opponents:	0-2
Higher 3-pt FG% than opponent:	3-1
Lower 3-pt FG% than opponent:	0-7
More free throws than opponent:	1-2
Fewer free throws than opponent:	1-7
Same free throws as opponent:	1-1
Higher FT % than opponent:	2-1
Lower FT % than opponent:	1-8
Same FT% as opponent:	0-1
More rebounds than opponent:	2-12
Fewer rebounds than opponent:	0-7
Same rebounds as opponent:	1-1
More fouls than opponent:	1-6
Fewer fouls than opponent:	2-2
Same fouls as opponent:	0-2
More turnovers than opponent:	1-7
Fewer turnovers than opponent:	2-3
Scores 80-plus points:	0-1
Scores 70-79 points:	1-0
Scores 60-69 points:	2-3
Scores 50-59 points:	0-4
Scores less than 50 points:	0-2
Allows 80-plus points:	0-1
Allows 70-79 points:	0-4
Allows 60-69 points:	1-4
Allows less than 60 points:	2-0
UW shot 40% or better from field:	2-4
UW shot less than 40% from field:	1-6
Opponent shot 40% or better from field:	2-7
Opponent shot less than 40% from field:	1-3
UW bench outscored opponents' bench:	2-3
Opponent bench outscored UW's bench:	1-4
On Sunday:	0-3
On Monday:	0-1
On Wednesday:	1-2
On Thursday:	1-1
On Friday:	0-1
On Saturday:	1-0

Games are decided by:

Five points or less:	0-0
Six to 10 points:	0-3
More than 10 points:	3-7
No player scores in double digits:	0-0
One player scores in double digits:	0-0
Two players score in double digits:	2-4
Three players score in double digits:	0-3
Four players score in double digits:	1-0
Longest win streak:	1
Current win streak:	1
Longest losing streak:	5
Current losing streak:	1

Charting the Badgers

GAMES PLAYED

	2017-18	2018-19	2019-20	2020-21	2021-22	Total	Current Streak	Longest Streak
Katie Nelson	29 [*]	29 [*]	30 [*]	15 [*]	13	116/13	116/13	116/13
Tara Stauffacher	—	—	30	24	13	67	34	34
Julie Pospíšilová	—	—	31	23	11	65	11	44
Sydney Hilliard	—	—	29	24	12	65	2	58
Sara Stapleton	—	—	21	21	12	54	1	25
Brooke Schramek	—	—	—	21	13	34	30	30
Halle Douglass	—	—	—	19	10	29	11	15
Lexi Duckett	—	—	—	17 #	9	26	0	8
Natalie Leuzinger	—	—	—	11	3	14	1	3
Krystyna Ellew	—	—	—	—	13	13	13	13

GAMES STARTED

	2017-18	2018-19	2019-20	2020-21	2021-22	Total	Current Streak	Longest Streak
Katie Nelson	29 [*]	29 [*]	30 [*]	15 [*]	12	116/13	116/13	116/13
Sydney Hilliard	—	—	23	24	12	59	2	55
Julie Pospíšilová	—	—	9	23	11	43	11	13
Sara Stapleton	—	—	0	18	11	29	0	16
Brooke Schramek	—	—	—	0	11	11	9	9
Krystyna Ellew	—	—	—	—	5	5	0	4
Tara Stauffacher	—	—	0	3	0	3	0	2
Halle Douglass	—	—	—	1	2	3	2	2

DOUBLE-DIGIT SCORING

	2017-18	2018-19	2019-20	2020-21	2021-22	Total	Current Streak	Longest Streak
Katie Nelson	11 [*]	15 [*]	22 [*]	9 [*]	1	48	0	6
Sydney Hilliard	—	—	12	18	11	41	2	10
Julie Pospíšilová	—	—	4	6	11	21	12	10
Sara Stapleton	—	—	0	5	2	7	0	2
Brooke Schramek	—	—	—	0	4	4	0	3
Krystyna Ellew	—	—	—	—	3	3	0	2
Halle Douglass	—	—	—	0	2	2	0	1

20+ SCORING

	2017-18	2018-19	2019-20	2020-21	2021-22	Total	Current Streak	Longest Streak
Katie Nelson	1 [*]	3 [*]	4 [*]	2 [*]	0	9	0	2
Sydney Hilliard	—	—	1	7	1	9	0	3
Julie Pospíšilová	—	—	0	3	0	3	0	1
Krystyna Ellew	—	—	—	—	1	1	0	1

DOUBLE-DIGIT REBOUNDING

	2017-18	2018-19	2019-20	2020-21	2021-22	Total	Current Streak	Longest Streak
Sydney Hilliard	—	—	2	0	0	2	0	1
Sara Stapleton	—	—	0	1	0	1	0	1
Tara Stauffacher	—	—	1	0	0	1	0	1

— Did not compete that season

Career/UW Totals

^{*} at Boston University

at North Carolina

LED TEAM IN SCORING

	2017-18	2018-19	2019-20	2020-21	2021-22	Total
Katie Nelson	7 [^]	7 [^]	8 [^]	4 [^]	1	20
Sydney Hilliard	—	—	2	11	6	19
Julie Pospíšilová	—	—	2	3	4	9
Brooke Schramek	—	—	—	1	1	2
Krystyna Ellew	—	—	—	—	2	2

LED TEAM IN REBOUNDING

	2017-18	2018-19	2019-20	2020-21	2021-22	Total
Sydney Hilliard	—	—	3	4	5	12
Katie Nelson	2 [^]	0 [^]	2 [^]	1 [^]	1	6
Julie Pospíšilová	—	—	1	2	2	6
Tara Stauffacher	—	—	1	0	0	1
Sara Stapleton	—	—	0	2	1	2
Krystyna Ellew	—	—	—	—	1	1
Halle Douglass	—	—	—	0	1	1
Brooke Schramek	—	—	—	0	1	1

LED TEAM IN ASSISTS

	2017-18	2018-19	2019-20	2020-21	2021-22	Total
Katie Nelson	15 [^]	23 [^]	16 [^]	11 [^]	6	81
Sydney Hilliard	—	—	6	11	4	21
Julie Pospíšilová	—	—	5	10	4	19
Halle Douglass	—	—	—	1	0	1
Sara Stapleton	—	—	0	1	0	1
Brooke Schramek	—	—	—	0	1	1

LED TEAM IN STEALS

	2017-18	2018-19	2019-20	2020-21	2021-22	Total
Katie Nelson	10 [^]	12 [^]	8 [^]	7 [^]	5	42
Sydney Hilliard	—	—	10	5	6	21
Julie Pospíšilová	—	—	6	10	2	18
Tara Stauffacher	—	—	2	1	1	4
Sara Stapleton	—	—	0	2	1	3
Halle Douglass	—	—	—	1	0	1

LED TEAM IN BLOCKS

	2017-18	2018-19	2019-20	2020-21	2021-22	Total
Julie Pospíšilová	—	—	5	9	5	19
Sara Stapleton	—	—	4	6	4	14
Sydney Hilliard	—	—	2	1	0	3
Katie Nelson	2 [^]	1 [^]	0 [^]	0 [^]	0	3
Halle Douglass	—	—	—	2	1	3
Brooke Schramek	—	—	—	0	3	3
Tara Stauffacher	—	—	—	1	0	1
Krystyna Ellew	—	—	—	—	1	1

— Did not compete that season

Includes ties

[^] at Boston University

CAREER DOUBLE-DOUBLES

Sydney Hilliard (Career—2/2020-21—1)

21 points, 11 assists vs. Minnesota, 1/3/21

15 points, 11 rebounds vs. Prairie View, 12/20/19

Sara Stapleton (Career—1/2020-21—1)

11 points, 11 rebounds vs. Western Illinois, 11/29/20

2020-21 STARTING LINEUPS

Nelson, Hilliard, Ellew, Schramek, Stapleton	1-1
Nelson, Hillard, Ellew, Pospíšilová, Stapleton	0-2
Nelson, Hilliard, Pospíšilová, Stapleton, Schramek	1-5
Nelson, Ellew, Pospíšilová, Stapleton, Schramek	0-1
Nelson, Hilliard, Pospíšilová, Schramek, Douglass	1-1
Totals	3-10

Overall Statistics

Game Records

Record	Overall	Home	Away	Neutral
ALL GAMES	3-10	2-6	0-4	1-0
CONFERENCE	0-3	0-2	0-1	0-0
NON-CONFERENCE	3-7	2-4	0-3	1-0

Score by Periods

Team	1st	2nd	3rd	4th	OT	TOT
Wisconsin	155	212	213	189	11	780
Opponents	221	197	219	205	19	861

Team Box Score

No.	Player				Total		3-Point		F-Throw		Rebounds											
		GP-GS	MIN	AVG	FG-FGA	FG%	3FG-3FGA	3FG%	FT-FTA	FT%	OFF	DEF	TOT	AVG	PF	DQ	A	TO	BLK	STL	PTS	AVG
5	POSPISILOVA, Julie	11-11	389:53	35.4	57-154	.370	22-70	.314	23-30	.767	10	33	43	3.9	26	1	39	32	8	17	159	14.5
30	HILLIARD, Sydney	12-12	417:09	34.8	71-126	.563	0-0	.000	27-43	.628	19	38	57	4.8	26	1	33	34	0	23	169	14.1
14	ELLEW, Krystyna	13-5	268:42	20.7	31-92	.337	15-46	.326	21-22	.955	10	38	48	3.7	20	0	4	15	1	4	98	7.5
41	STAPLETON, Sara	12-11	232:27	19.4	33-69	.478	0-0	.000	19-28	.679	15	28	43	3.6	41	3	4	30	9	5	85	7.1
3	SCHramek, Brooke	13-11	326:27	25.1	33-82	.402	6-24	.250	19-29	.655	20	29	49	3.8	38	3	21	29	6	6	91	7.0
2	NELSON, Katie	13-13	488:23	37.6	24-70	.343	14-38	.368	5-6	.833	13	36	49	3.8	27	0	44	20	1	21	67	5.2
10	DOUGLASS, Halle	10-2	155:45	15.6	14-35	.400	3-15	.200	8-12	.667	2	23	25	2.5	15	0	6	11	3	4	39	3.9
44	LUEHRING, Alex	7-0	98:00	14.0	10-33	.303	4-16	.250	0-0	.000	5	14	19	2.7	6	0	3	3	5	5	24	3.4
40	STAUFFACHER, Tara	13-0	159:24	12.3	13-32	.406	6-19	.316	3-4	.750	10	13	23	1.8	18	0	6	8	0	5	35	2.7
23	DUCKETT, Lexi	9-0	76:13	8.5	4-15	.267	3-10	.300	2-3	.667	3	3	6	0.7	5	0	2	5	1	2	13	1.4
22	DJURSTROM, Lovisa	4-0	07:20	1.8	0-0	.000	0-0	.000	0-0	.000	1	3	4	1.0	0	0	0	0	0	0	0	0.0
24	LEUZINGER, Natalie	3-0	05:17	1.8	0-0	.000	0-0	.000	0-0	.000	0	0	0	0.0	1	0	0	1	0	0	0	0.0
Team											19	26	45					7				
Total		13	2625		290-708	.410	73-238	.307	127-177	.718	127	284	411	31.6	223	8	162	195	34	92	780	60.0
Opponents		13	2625		309-735	.420	84-255	.329	159-224	.710	158	293	451	34.7	208	5	178	172	41	78	861	66.2

Team Statistics

	WISC	OPP
Scoring	780	861
Points per game	60.0	66.2
Scoring margin	-6.2	-
Field goals-att	290-708	309-735
Field goal pct	.410	.420
3 point fg-att	73-238	84-255
3-point FG pct	.307	.329
3-pt FG made per game	5.6	6.5
Free throws-att	127-177	159-224
Free throw pct	.718	.710
F-Throws made per game	9.8	12.2
Rebounds	411	451
Rebounds per game	31.6	34.7
Rebounding margin	-3.1	-
Assists	162	178
Assists per game	12.5	13.7
Turnovers	195	172
Turnovers per game	15.0	13.2
Turnover margin	-1.8	-
Assist/turnover ratio	0.8	1.0
Steals	92	78
Steals per game	7.1	6.0
Blocks	34	41
Blocks per game	2.6	3.2
Winning streak	0	-
Home win streak	0	-
Attendance	20267	4003
Home games-Avg/Game	8-2533	4-1001
Neutral site-Avg/Game	-	1-952

Team Results

Date	Opponent		Score	Att.
11/10/2021	St. Thomas (MN)	W	67-51	2270
11/14/2021	NJIT	L	49-61	2984
11/19/2021	at Bradley	L	57-64	721
11/22/2021	Chicago St.	Lot	63-71	2139
11/24/2021	at Milwaukee	L	67-79	976
11/27/2021	vs Boise St.	W	60-45	952
11/28/2021	at Colorado	L	51-67	1075
12/01/2021	Virginia Tech	L	60-70	2096
12/05/2021	at Northwestern	L	49-61	1231
12/09/2021	Michigan	L	81-93	2669
12/12/2021	Green Bay	L	53-63	3906
12/16/2021	Illinois St.	W	70-60	2150
01/05/2022	Indiana	L	53-76	2053

Big Ten Statistics

Game Records

Record	Overall	Home	Away	Neutral
ALL GAMES	0-3	0-2	0-1	0-0
CONFERENCE	0-3	0-2	0-1	0-0
NON-CONFERENCE	0-0	0-0	0-0	0-0

Score by Periods

Team	1st	2nd	3rd	4th	OT	TOT
Wisconsin	32	38	56	57	0	183
Opponents	56	56	59	59	0	230

Team Box Score

No.	Player				Total		3-Point		F-Throw		Rebounds											
		GP-GS	MIN	AVG	FG-FGA	FG%	3FG-3FGA	3FG%	FT-FTA	FT%	OFF	DEF	TOT	AVG	PF	DQ	A	TO	BLK	STL	PTS	AVG
5	POSPISILOVA, Julie	3-3	101:52	34.0	18-43	.419	7-22	.318	5-6	.833	3	10	13	4.3	6	0	8	13	0	3	48	16.0
3	SCHRAHEK, Brooke	3-3	90:17	30.1	11-24	.458	2-7	.286	11-15	.733	3	11	14	4.7	10	1	6	5	2	0	35	11.7
30	HILLIARD, Sydney	3-3	104:43	34.9	11-25	.440	0-0	.000	4-7	.571	5	5	10	3.3	6	0	15	10	0	5	26	8.7
14	ELLEW, Krystyna	3-0	52:07	17.4	6-15	.400	3-9	.333	8-8	1.000	1	7	8	2.7	2	0	1	5	0	1	23	7.7
41	STAPLETON, Sara	3-2	61:36	20.5	8-18	.444	0-0	.000	3-6	.500	3	7	10	3.3	12	1	2	8	4	0	19	6.3
10	DOUGLASS, Halle	3-1	66:46	22.3	7-21	.333	1-9	.111	4-7	.571	0	7	7	2.3	6	0	2	2	0	1	19	6.3
2	NELSON, Katie	3-3	105:30	35.2	2-6	.333	1-3	.333	2-2	1.000	2	12	14	4.7	6	0	5	5	0	6	7	2.3
40	STAUFFACHER, Tara	3-0	15:32	5.2	2-5	.400	2-3	.667	0-0	.000	0	1	1	0.3	4	0	1	0	0	0	6	2.0
24	LEUZINGER, Natalie	1-0	01:36	1.6	0-0	.000	0-0	.000	0-0	.000	0	0	0	0.0	0	0	0	0	0	0	0	0.0
Team											3	6	9					4				
Total		3	600		65-157	.414	16-53	.302	37-51	.725	20	66	86	28.7	52	2	40	52	6	16	183	61.0
Opponents		3	600		83-185	.449	20-50	.400	44-54	.815	38	69	107	35.7	48	2	50	36	12	22	230	76.7

Team Statistics

	WISC	OPP
Scoring	183	230
Points per game	61.0	76.7
Scoring margin	-15.7	-
Field goals-att	65-157	83-185
Field goal pct	.414	.449
3 point fg-att	16-53	20-50
3-point FG pct	.302	.400
3-pt FG made per game	5.3	6.7
Free throws-att	37-51	44-54
Free throw pct	.725	.815
F-Throws made per game	12.3	14.7
Rebounds	86	107
Rebounds per game	28.7	35.7
Rebounding margin	-7.0	-
Assists	40	50
Assists per game	13.3	16.7
Turnovers	52	36
Turnovers per game	17.3	12.0
Turnover margin	-5.3	-
Assist/turnover ratio	0.8	1.4
Steals	16	22
Steals per game	5.3	7.3
Blocks	6	12
Blocks per game	2.0	4.0
Winning streak	0	-
Home win streak	0	-
Attendance	4722	1231
Home games-Avg/Game	2-2361	1-1231
Neutral site-Avg/Game	-	0-0

Team Results

Date	Opponent		Score	Att.
12/05/2021	at Northwestern	L	49-61	1231
12/09/2021	Michigan	L	81-93	2669
01/05/2022	Indiana	L	53-76	2053

Wisconsin Game-by-Game

				Total		3-Pointers		Free throws		Rebounds											
Opponent	Date	Score		FG-FGA	PCT	3FG-3FGA	PCT	FT-FTA	PCT	OFF	DEF	TOT	AVG	PF	A	TO	BLK	STL	PTS	AVG	
St. Thomas (MN)	11/10/2021	67-51	W	25-56	.446	5-14	.357	12-13	.923	12	19	31	31.0	12	10	11	1	7	67	67.0	
NJIT	11/14/2021	49-61	L	20-59	.339	3-17	.176	6-10	.600	12	19	31	31.0	14	12	13	4	11	49	58.0	
at Bradley	11/19/2021	57-64	L	24-68	.353	5-17	.294	4-7	.571	16	23	39	33.7	23	15	11	2	10	57	57.7	
Chicago St.	11/22/2021	63-71	Lot	17-55	.309	5-20	.250	24-36	.667	9	25	34	33.8	25	12	10	5	8	63	59.0	
at Milwaukee	11/24/2021	67-79	L	28-56	.500	4-16	.250	7-10	.700	13	14	27	32.4	20	13	17	2	6	67	60.6	
vs Boise St.	11/27/2021	60-45	W	23-58	.397	7-21	.333	7-12	.583	11	27	38	33.3	12	14	12	2	9	60	60.5	
at Colorado	11/28/2021	51-67	L	22-51	.431	5-23	.217	2-4	.500	11	17	28	32.6	13	12	18	3	7	51	59.1	
Virginia Tech	12/01/2021	60-70	L	20-48	.417	3-14	.214	17-18	.944	6	21	27	31.9	24	9	14	2	8	60	59.3	
at Northwestern	12/05/2021	49-61	L	16-43	.372	3-14	.214	14-20	.700	4	24	28	31.4	18	12	23	2	6	49	58.1	
Michigan	12/09/2021	81-93	L	29-58	.500	7-18	.389	16-22	.727	10	23	33	31.6	20	16	15	3	2	81	60.4	
Green Bay	12/12/2021	53-63	L	18-48	.375	10-23	.435	7-10	.700	11	26	37	32.1	16	11	20	4	5	53	59.7	
Illinois St.	12/16/2021	70-60	W	28-52	.538	10-20	.500	4-6	.667	6	27	33	32.2	12	14	17	3	5	70	60.6	
Indiana	01/05/2022	53-76	L	20-56	.357	6-21	.286	7-9	.778	6	19	25	31.6	14	12	14	1	8	53	60.0	
Total		780		290-708	.410	73-238	.307	127-177	.718	127	284	411	31.6	223	162	195	34	92	780	60.0	
Opponents		861		309-735	.420	84-255	.329	159-224	.710	158	293	451	34.7	208	178	172	41	78	861	66.2	

Wisconsin Averages

Games Played	Points/game	FG Pct	3FG Pct	FT Pct	Rebounds/game	Assists/game	Turnovers/game	Assist/Turnover ratio	Steals/game	Blocks/game
13	60.0	41.0	30.7	71.8	31.6	12.5	15.0	0.8	7.1	2.6

Opponent Game-by-Game

				Total		3-Pointers		Free throws		Rebounds											
Opponent	Date	Score		FG-FGA	PCT	3FG-3FGA	PCT	FT-FTA	PCT	OFF	DEF	TOT	AVG	PF	A	TO	BLK	STL	PTS	AVG	
St. Thomas (MN)	11/10/2021	67-51	W	20-50	.400	6-21	.286	5-8	.625	12	19	31	31.0	15	17	17	3	3	51	51.0	
NJIT	11/14/2021	49-61	L	22-54	.407	7-21	.333	10-14	.714	13	27	40	35.5	13	12	17	5	1	61	56.0	
at Bradley	11/19/2021	57-64	L	19-55	.345	9-25	.360	17-28	.607	15	29	44	38.3	12	16	12	5	4	64	58.7	
Chicago St.	11/22/2021	63-71	Lot	22-53	.415	5-14	.357	22-32	.688	10	29	39	38.5	30	6	14	4	4	71	61.8	
at Milwaukee	11/24/2021	67-79	L	30-56	.536	5-16	.313	14-18	.778	12	16	28	36.4	14	17	10	3	8	79	65.2	
vs Boise St.	11/27/2021	60-45	W	17-55	.309	4-21	.190	7-10	.700	13	24	37	36.5	16	8	20	2	3	45	61.8	
at Colorado	11/28/2021	51-67	L	24-58	.414	7-19	.368	12-17	.706	18	19	37	36.6	14	16	9	2	16	67	62.6	
Virginia Tech	12/01/2021	60-70	L	26-52	.500	7-22	.318	11-20	.550	6	21	27	35.4	21	12	13	4	1	70	63.5	
at Northwestern	12/05/2021	49-61	L	20-60	.333	5-14	.357	16-18	.889	16	24	40	35.9	14	14	16	6	11	61	63.2	
Michigan	12/09/2021	81-93	L	35-67	.522	7-17	.412	16-22	.727	12	19	31	35.4	20	18	7	4	7	93	66.2	
Green Bay	12/12/2021	53-63	L	21-56	.375	9-25	.360	12-15	.800	11	21	32	35.1	15	16	12	1	9	63	65.9	
Illinois St.	12/16/2021	70-60	W	25-61	.410	5-21	.238	5-8	.625	10	19	29	34.6	10	8	12	0	7	60	65.4	
Indiana	01/05/2022	53-76	L	28-58	.483	8-19	.421	12-14	.857	10	26	36	34.7	14	18	13	2	4	76	66.2	
Total		861		309-735	.420	84-255	.329	159-224	.710	158	293	451	34.7	208	178	172	41	78	861	66.2	
Wisconsin		780		290-708	.410	73-238	.307	127-177	.718	127	284	411	31.6	223	162	195	34	92	780	60.0	

Opponents Averages

Games Played	Points/game	FG Pct	3FG Pct	FT Pct	Rebounds/game	Assists/game	Turnovers/game	Assist/Turnover ratio	Steals/game	Blocks/game
13	66.2	42.0	32.9	71.0	34.7	13.7	13.2	1.0	6.0	3.2

NCAA Statistics

Statistic	National Rank	Conference Rank	Value	National Leader	Value	Conference Leader	Value
Assist Turnover Ratio (348 ranked)	166	10	0.83	Tulsa	1.63	Maryland	1.32
Assists (347 ranked)	151	13	162	DePaul	291	Nebraska	255
Assists Per Game (348 ranked)	223	14	12.5	DePaul	20.8	Iowa	18.8
Blocked Shots (348 ranked)	188	13	34	South Carolina	119	Northwestern	78
Blocked Shots Per Game (348 ranked)	235	14	2.6	South Carolina	8.5	Northwestern	6.5
Defensive Rebounds per Game (30 ranked)				Tennessee	33.4	Nebraska	31.4
Fewest Fouls (345 ranked)	270	9	223	Washington	99	Iowa	158
Fewest Turnovers (348 ranked)	182	6	195	UC Riverside	86	Iowa	158
Field-Goal Percentage (348 ranked)	152	12	41.0	Drake	49.4	Ohio St.	48.3
Field-Goal Percentage Defense (348 ranked)	280	14	42.0	Tennessee	30.2	Nebraska	33.6
Free Throw Attempts (348 ranked)	212	12	177	Troy	368	Maryland	301
Free Throws Made (348 ranked)	198	12	127	Troy	268	Maryland	227
Free-Throw Percentage (348 ranked)	122	8	71.8	Iowa	83.7	Iowa	83.7
Offensive Rebounds per Game (30 ranked)				Troy	18.4	Maryland	16.0
Personal Fouls Per Game (348 ranked)	213	10	17.2	Colorado St.	11.2	Michigan	15.2
Rebound Margin (348 ranked)	261	13	-3.1	Tennessee	16.6	Nebraska	8.6
Rebounds (348 ranked)	236	12	411	Troy	743	Nebraska	617
Rebounds Per Game (348 ranked)	338	14	31.62	Tennessee	50.43	Nebraska	44.07
Scoring Defense (348 ranked)	241	9	66.2	Georgia Tech	45.7	Rutgers	55.3
Scoring Margin (348 ranked)	278	14	-6.2	North Carolina	32.3	Nebraska	25.4
Scoring Offense (348 ranked)	266	13	60.0	DePaul	91.7	Ohio St.	83.5
Steals (348 ranked)	202	11	92	Tennessee St.	186	Rutgers	151
Steals Per Game (348 ranked)	266	12	7.1	Col. of Charleston	14.8	Northwestern	10.4
Three Pt FG Defense (348 ranked)	277	11	32.9	Lamar University	19.9	Nebraska	23.4
Three-Point Field Goals Attempted (148 ranked)	146	9	238	FGCU	491	Purdue	343
Three-Point Field Goals Made (348 ranked)	148	9	73	FGCU	161	Minnesota	122
Three-Point Field Goals Per Game (348 ranked)	194	10	5.6	FGCU	12.4	Ohio St.	8.8
Three-Point Field-Goal Percentage (348 ranked)	167	10	30.7	Texas A&M	42.1	Ohio St.	39.3
Turnover Margin (348 ranked)	275	11	-1.77	Col. of Charleston	11.82	Maryland	6.50
Turnovers Forced (348 ranked)	325	14	13.23	Niagara	26.20	Ohio St.	19.83
Turnovers Per Game (348 ranked)	93	6	15.0	Colorado St.	10.0	Maryland	11.4
Won-Lost Percentage (342 ranked)	310	14	23.1	North Carolina Colorado Arizona	100.0 100.0 100.0	Nebraska	92.9

Statistic	Player	National Rank	Conference Rank	Value	National Leader	Value	Conference Leader	Value
Assist Turnover Ratio (250 ranked)	Katie Nelson	61	6	2.20	Tommi Olson, Wyoming	5.14	Katie Benzan, Maryland	3.31
Assists (147 ranked)					Emily Ryan, Iowa St.	106	Jasmine Powell, Minnesota	75
Assists Per Game (247 ranked)	Julie Pospisilova Katie Nelson	204 227	16 17	3.5 3.4	Emily Ryan, Iowa St.	7.6	Caitlin Clark, Iowa	6.8
Blocked Shots (138 ranked)					Tamari Key, Tennessee	53	Cailleigh Walsh, Northwestern	27
Blocked Shots Per Game (234 ranked)					Lucy Cochrane, Portland	4.00	Cailleigh Walsh, Northwestern	2.25
Defensive Rebounds per Game (29 ranked)					Aijha Blackwell, Missouri	10.7	Kendall Bostic, Illinois Caitlin Clark, Iowa	8.0 8.0
Double Doubles (32 ranked)					NaLyssa Smith, Baylor	11	Angel Reese, Maryland	8
Field Goal Attempts (148 ranked)					Kierstan Bell, FGCU	257	Makenna Marisa, Penn St.	215
Field Goals Made (149 ranked)	Sydney Hilliard	112	12	71	Ayoka Lee, Kansas St.	137	Mackenzie Holmes, Indiana	104
Field-Goal Percentage (250 ranked)	Sydney Hilliard	32	4	56.3	Celena Taborn, Butler	74.6	Monika Czinano, Iowa	63.6
Final Points (199 ranked)					Ayoka Lee, Kansas St.	335	Nia Clouden, Michigan St.	315
Free Throw Attempts (147 ranked)					Nia Clouden, Michigan St.	115	Nia Clouden, Michigan St.	115
Free Throws Made (143 ranked)					Nia Clouden, Michigan St.	104	Nia Clouden, Michigan St.	104
Free-Throw Percentage (249 ranked)					Kacie Borowicz, North Dakota	97.7	Veronica Burton, Northwestern	91.1
Minutes Played (150 ranked)	Katie Nelson Sydney Hilliard	13 146	1 18	488:23 417:09	Megan McConnell, Duquesne	523:05	Katie Nelson, Wisconsin	488:23
Minutes Played Per Game (150 ranked)	Katie Nelson Julie Pospisilova Sydney Hilliard	9 42 72	1 2 4	37.57 35.44 34.76	Lauren Park-Lane, Seton Hall	39.30	Katie Nelson, Wisconsin	37.57
Offensive Rebounds per Game (30 ranked)					Angel Reese, Maryland	5.2	Angel Reese, Maryland	5.2
Points Per Game (250 ranked)	Julie Pospisilova Sydney Hilliard	192 223	14 15	14.5 14.1	Jasmine Dickey, Delaware	25.6	Caitlin Clark, Iowa	24.2
Rebounds (145 ranked)					Bethy Mununga, South Fla.	177	Angel Reese, Maryland	148
Rebounds Per Game (248 ranked)					Lorela Cubaj, Georgia Tech	12.8	Kendall Bostic, Illinois	11.4
Steals (140 ranked)					Jordyn Cambridge, Vanderbilt	57	Veronica Burton, Northwestern	44
Steals Per Game (249 ranked)	Sydney Hilliard	187	3	1.92	Angel Parker, Niagara	4.70	Veronica Burton, Northwestern	3.67
Three-Point Field Goals Attempted (144 ranked)	Julie Pospisilova	125	11	70	Taylor Robertson, Oklahoma	131	Cassidy Hardin, Purdue	115
Three-Point Field Goals Made (147 ranked)					Taylor Robertson, Oklahoma	62	Taylor Mikesell, Ohio St.	45
Three-Point Field Goals Per Game (247 ranked)	Julie Pospisilova	151	12	2.00	Taylor Robertson, Oklahoma	4.43	Taylor Mikesell, Ohio St.	3.75

2021-22 Boxscores



Official Basketball Box Score - Final
St. Thomas (MN) at Wisconsin
 11/10/21 Kohl Center, Madison
 2021-22 Women's Basketball

Game Time: 6:30 PM
 Game Duration: 1:40
 Attendance: 2,270

Officials: Gina Cross, Nykessa Thompson, Gerda Galtier

St. Thomas (MN) - 51

Record: 0-1

NO. Name	Min	FG M-A	3P M-A	FT M-A	Rebounds OR DR TOT	Fouls PF FD	TP	AS	TO	ST	Blocks BS BA	+/-
22 Erin Norling	F 33:04	7-18	1-8	0-0	3 3 6	3 0	15	1	1	0	1 0	-12
32 Kaia Porter	F 32:23	5-7	3-4	0-0	2 5 7	1 1	13	3	2	1	1 0	-12
35 Kate Burns	C 11:53	0-0	0-0	2-2	0 0 0	1 1	2	0	1	0	0 0	-6
4 Jade Hill	G 35:37	1-9	1-3	2-4	0 1 1	2 4	5	5	3	0	0 0	-18
23 Maggie Negaard	G 23:18	3-8	1-5	0-0	0 5 5	1 1	7	1	1	1	0 0	-15
3 Amanda Pollard	21:37	0-1	0-1	0-0	0 1 1	2 2	0	3	2	0	0 0	-2
34 Jo Langbehn	22:48	4-6	0-0	1-2	2 2 4	3 2	9	3	4	1	1 0	-13
12 Jordyn Glynn	10:59	0-0	0-0	0-0	2 1 3	2 1	0	1	2	0	0 0	7
5 Noelle Tomes	06:15	0-1	0-0	0-0	0 0 0	0 0	0	0	0	0	0 0	0
15 Phoebe Frentzel	00:52	0-0	0-0	0-0	0 0 0	0 0	0	0	0	0	0 0	-1
13 Gabby Johnson	00:37	0-0	0-0	0-0	0 0 0	0 0	0	0	0	0	0 0	-1
14 Jordyn Lamker	00:37	0-0	0-0	0-0	0 0 0	0 0	0	0	0	0	0 0	-1
Team					3 1 4		0	1				
Totals		20-50	6-21	5-8	12 19 31	15 12	51	17	17	3	3 1	-16

Technical Fouls: NONE

Shooting By Period	1st	2nd	3rd	4th	OT
FG%	5-11 45.5%	1-3 33.3%	2-2 100%	4-12 33.3%	
3PT%	1-7 14.3%	1-3 33.3%	1-1 100%	1-1 100%	
FT%	2-4 50%	1-1 100%	1-1 100%	1-1 100%	
GM FG%	5-17 29.4%	1-7 14.3%	1-0 0%	1-1 100%	
GM 3PT%	6-10 60.0%	3-4 75.0%	1-2 50%	1-1 100%	
GM FT%	2-5 40.0%	2-4 50.0%	2-2 100%	2-2 100%	
GM FG%	20-50 40.0%	3PT%	6-21 28.6%	FT%	5-8 62.5%

Dead Ball Rebounds: 2, 0

Wisconsin - 67

Record: 1-0

NO. Name	Min	FG M-A	3P M-A	FT M-A	Rebounds OR DR TOT	Fouls PF FD	TP	AS	TO	ST	Blocks BS BA	+/-
41 Sara Stapleton	F 12:03	0-1	0-0	1-2	0 2 2	3 3	1	0	2	0	0 0	2
2 Katie Nelson	G 38:30	3-8	0-2	0-0	1 2 3	1 2	6	4	4	4	0 0	15
3 Brooke Schramek	G 25:09	0-5	0-1	0-0	3 2 5	2 0	0	0	0	1	0 1	-8
14 Krystyna Ellw	G 34:47	9-15	3-5	8-8	2 3 5	2 5	29	0	2	1	1 1	16
30 Sydney Hillard	G 37:55	7-14	0-0	3-3	2 4 6	1 3	17	3	2	0	0 0	20
23 Lexi Duckett	08:48	1-3	1-2	0-0	0 0 0	0 0	3	0	0	0	0 0	-3
40 Alex Luehring	24:45	3-5	1-3	0-0	1 2 3	2 1	7	2	0	0	0 0	16
40 Tara Stauffacher	15:07	2-5	0-1	0-0	1 0 1	1 0	4	1	0	0	0 0	2
22 Lovisa Djurstrom	02:56	0-0	0-0	0-0	1 1 2	0 1	0	0	0	0	0 0	20
Team					1 3 4		0	1				
Totals		25-56	5-14	12-13	12 19 31	12 15	67	10	11	7	1 3	16

Technical Fouls: NONE

Shooting By Period	1st	2nd	3rd	4th	OT
FG%	5-14 35.7%	3PT%	0-2 0.0%	FT%	4-4 100%
2nd FG%	9-16 56.3%	3PT%	4-5 80.0%	FT%	2-2 100%
3rd FG%	5-13 38.5%	3PT%	3-3 100%	FT%	2-2 100%
4th FG%	6-11 54.5%	3PT%	1-4 25.0%	FT%	4-5 80%
GM FG%	25-56 44.6%	3PT%	5-14 35.7%	FT%	12-13 92.3%

Dead Ball Rebounds: 1, 0

STM		UW		Points from		STM		UW		Period by Period Scoring					
Biggest lead	5 (1st 3:56)	18 (3rd 8:22)		Turnovers	13	20				1st	2nd	3rd	4th	TOT	
Best Scoring Run	9 (1st 3:56)	13 (2nd 8:15)		Paint	20	32				STM	13	11	11	16	51
Lead Changes				Second Chance	16	16				UW	14	24	12	17	67
Times Tied	2			Fast Breaks	0	2									
Time with Lead	05:54	33:04		Bench	9	14									



Official Basketball Box Score - Final
Wisconsin at Bradley
 11/19/21 Renaissance Coliseum, Peoria, IL
 2021-22 Women's Basketball

Game Time: 6:30 PM
 Game Duration: 1:55
 Attendance: 721

Officials: Doug Knight, Tim Daley, Erica Parker

Wisconsin - 57

Record: 1-2

NO. Name	Min	FG M-A	3P M-A	FT M-A	Rebounds OR DR TOT	Fouls PF FD	TP	AS	TO	ST	Blocks BS BA	+/-
41 Sara Stapleton	F 24:33	4-9	0-0	0-0	2 3 5	4 2	8	0	2	3	1 1	-6
2 Katie Nelson	G 38:37	1-6	1-4	0-0	2 2 4	2 3	3	6	0	0	0 0	-7
5 Julie Pospisilova	G 38:14	7-22	2-6	1-1	4 4 8	4 3	17	6	2	2	0 0	-7
14 Krystyna Ellw	G 16:13	1-3	1-2	0-0	0 1 1	1 0	3	0	0	0	0 1	-1
30 Sydney Hillard	G 33:03	8-13	0-0	3-4	4 3 7	3 5	19	0	5	2	0 1	-6
40 Alex Luehring	16:41	2-8	1-2	0-0	2 2 2	2 0	5	0	1	1	0 0	2
40 Tara Stauffacher	07:47	0-2	0-0	0-0	0 3 3	3 0	0	0	1	0	0 0	-10
3 Brooke Schramek	09:29	0-2	0-0	0-2	2 1 3	0 1	0	2	0	0	0 0	-2
23 Lexi Duckett	01:23	0-0	0-0	0-0	0 0 0	0 0	0	0	0	0	0 0	0
10 Halle Douglass	14:00	1-3	0-1	0-0	1 2 3	2 0	2	1	1	2	0 1	2
Team					1 2 3		0	0				
Totals		24-68	5-17	4-7	16 23 39	23 12	57	15	11	10	2 5	-7

Technical Fouls: NONE

Shooting By Period	1st	2nd	3rd	4th	OT
FG%	5-20 25.0%	3PT%	1-3 33.3%	FT%	0-0 0%
2nd FG%	9-14 64.3%	3PT%	3-5 60.0%	FT%	0-0 0%
3rd FG%	4-13 30.8%	3PT%	0-1 0.0%	FT%	4-7 57.1%
4th FG%	6-21 28.6%	3PT%	1-8 12.5%	FT%	0-0 0%
GM FG%	24-68 35.3%	3PT%	5-17 29.4%	FT%	4-7 57.1%

Dead Ball Rebounds: 2, 0

Bradley - 64

Record: 3-0

NO. Name	Min	FG M-A	3P M-A	FT M-A	Rebounds OR DR TOT	Fouls PF FD	TP	AS	TO	ST	Blocks BS BA	+/-
2 Sierra Morrow	F 37:56	4-10	0-2	1-2	4 6 10	0 2	9	4	0	1	4 1	9
25 Dajia Powell	F 13:18	1-4	0-0	1-2	1 2 3	1 1	3	0	2	0	0 0	-4
3 Gabi Haack	G 37:17	5-12	4-7	10-12	3 5 8	1 8	24	2	0	0	1 7	
11 Caroline Waite	G 30:12	3-14	3-12	0-0	2 2 3	2 3	9	0	1	1	0 0	6
13 Tatum Koenig	G 29:37	2-3	1-2	1-2	0 4 4	3 2	6	2	0	0	0 0	10
0 Chloe Rice	17:24	1-2	1-1	1-2	0 2 2	1 2	4	1	2	1	0 0	14
24 Isis Fitch	21:40	3-8	0-0	3-6	4 2 6	3 4	9	2	2	1	0 0	12
1 Tete Danso	06:28	0-1	0-0	0-0	1 3 4	0 0	0	1	0	0	1 0	2
12 Nika Dorsey	04:51	0-1	0-2	0-1	1 1 0	1 0	0	0	0	0	0 0	-11
22 Abbie Draper	00:20	0-0	0-0	0-0	0 1 1	0 0	0	1	0	0	0 0	-3
4 Aamnah Interrante	00:19	0-0	0-0	0-0	0 0 0	0 0	0	0	0	0	0 0	-3
33 Veronika Roberts	00:19	0-0	0-0	0-0	0 0 0	0 0	0	0	0	0	0 0	-3
42 Callie Ziebell	00:19	0-0	0-0	0-0	0 0 0	1 0	0	0	0	0	0 0	-2
Team					2 1 3		0	0				
Totals		19-55	9-25	17-28	15 29 44	12 23	64	16	12	4	5 2	7

Technical Fouls: NONE

Shooting By Period	1st	2nd	3rd	4th	OT
FG%	4-14 28.6%	3PT%	9-24 37.5%	FT%	1-2 50%
2nd FG%	6-14 42.9%	3PT%	2-6 33.3%	FT%	3-8 37.5%
3rd FG%	6-15 40.0%	3PT%	2-5 40.0%	FT%	2-4 50%
4th FG%	3-12 25.0%	3PT%	2-5 40.0%	FT%	11-16 68.8%
GM FG%	19-55 34.5%	3PT%	9-25 36.0%	FT%	17-28 60.7%

Dead Ball Rebounds: 9, 0

	WISC	BRAD									
Biggest lead	7 (1st 4:40)	10 (4th 0:19)	Points from Turnovers	WISC	BRAD	Period by Period Scoring					
Best Scoring Run	7 (4th 8:57)	10 (2nd 9:18)	Paint	38	14	1st	2nd	3rd	4th	TOT	
Lead Changes	11		Second Chance	18	10	WISC	11	21	12	13	57
Times Tied	8		Fast Breaks	6	19	BRAD	12	17	16	19	64
Time with Lead	12:58	21:22	Bench	7	13						



Official Basketball Box Score - Final
NJIT at Wisconsin
 11/14/21 Kohl Center, Madison
 2021-22 Women's Basketball

Game Time: 1:01 PM
 Game Duration: 1:42
 Attendance: 2,994

Officials: Julie Krommhook, Karleena Tobin, Kelsey Reynolds

NJIT - 61

Record: 1-2

NO. Name	Min	FG M-A	3P M-A	FT M-A	Rebounds OR DR TOT	Fouls PF FD	TP	AS	TO	ST	Blocks BS BA	+/-
12 Maria Fux	C 28:16	1-6	1-4	2-2	1 1 2	1 1	5	2	1	0	0 0	15
20 Kimi Evans	C 25:50	4-8	0-1	0-0	2 7 9	1 0	8	1	1	0	3 1	19
4 Kenna Squier	G 39:28	5-11	0-2	4-5	3 4 7	2 4	14	5	1	0	0 1	13
14 Lyzi Lilwinko	G 29:14	3-8	0-1	3-5	1 4 5	0 6	9	0	2	0	0 1	16
44 Eilyn Stoll	G 30:42	5-13	4-8	0-0	0 0 0	4 1	14	1	3	1	0 0	13
30 Kendle Dalrymple	30:41	1-1	1-1	0-0	0 1 1	0 0	3	0	1	0	0 0	-3
21 Trinity Willis	12:41	2-4	1-2	1-2	1 0 1	3 2	5	0	1	0	0 0	-1
3 Grace Plummer	17:21	1-2	1-2	0-0	0 6 6	2 0	3	2	2	0	0 0	-1
5 Maddie Martin	11:18	0-0	0-0	0-0	0 2 2	0 0	0	1	2	0	0 0	-5
13 Kiana Brereton	01:29	0-1	0-0	0-0	0 0 0	0 0	0	0	1	0	0 0	-2
Team					5 2 7		0	2				
Totals		22-54	7-21	10-14	13 27 40	13 14	61	12	17	1	5 4	12

Technical Fouls: NONE

Dead Ball Rebounds: 3, 1

Wisconsin - 49

Record: 1-1

No.	Name	Min	FG		3P		FT		Rebounds		Fouls		TP	AS	TO	ST		Blocks		+/-
			M	A	M	A	M	A	OR	DR	TOT	PF				FD	BS	BA		
<div>Shooting By Period</div>																				
1st FG% 4.8 50.0%																				
3PT% 0.3 0%																				
FT% 2.2 100%																				
2nd FG% 6.19 31.6%																				
3PT% 0.0 0%																				
FT% 3.4 75%																				
3rd FG% 6.12 50.0%																				
3PT% 3.5 60.0%																				
FT% 1.4 25%																				
4th FG% 4.20 20.0%																				
3PT% 0.9 0%																				
FT% 0 0%																				
GMFG% 20.59 33.9%																				
3PT% 3.17 17.6%																				
FT% 6.10 60.0%																				

2021-22 Boxscores



Official Basketball Box Score - Final
Wisconsin at Milwaukee
11/24/21 Kotsche Center, Milwaukee
2021-22 Women's Basketball

Game Time: 6:00 PM
Game Duration: 1:53
Attendance: 976

Officials: Max Berger, Jodie Duffe, Kayla Maxey

Wisconsin - 67

Record: 1-4

NO. Name	Min	FG M-A	3P M-A	FT M-A	Rebounds OR DR TOT	Fouls PF FD	TP	AS	TO	ST	Blocks BS BA	+/-
41 Sara Stapleton	F 15:59	3-6	0-0	3-4	1 3 4	5 3	9	1	4	0	0 0	-3
2 Katie Nelson	G 37:39	3-8	1-4	0-0	0 1 1	2 2	7	1	0	1	0 0	-9
3 Brooke Schramek	G 27:01	3-6	1-3	0-0	1 1 2	4 0	7	2	4	1	0 0	-13
5 Julie Pospisilova	G 39:14	8-16	2-5	1-1	1 1 2	2 4	19	5	2	3	1 0	-12
30 Sydney Hillard	G 29:16	6-6	0-0	1-3	2 4 6	0 2	13	1	4	1	0 0	-12
14 Krystyna Ellew	19:27	1-5	0-1	2-2	2 0 2	3 2	4	1	1	0	0 2	-2
40 Tara Stauffacher	12:00	1-3	0-2	0-0	3 1 4	0 0	2	2	1	0	0 0	-2
44 Alex Luehring	14:42	2-5	0-1	0-0	2 2 4	1 0	4	0	0	0	1 1	-7
23 Lexi Duckett	04:42	1-1	0-0	0-0	0 0 0	0 1	2	0	0	0	0 0	0
Team					1 1 2		0	1				
Totals		28-56	4-16	7-10	13 14 27	20 14	67	13	17	6	2 3	-12

Technical Fouls: NONE

Shooting By Period	1st	2nd	3rd	4th	FT
1st FG%	7-11	63.6%			
3PT%	0-3	0.0%			
FT%	5-7	71.4%			
2nd FG%	11-16	68.8%			
3PT%	1-3	33.3%			
FT%	0-1	0%			
3rd FG%	4-14	28.6%			
3PT%	1-6	16.7%			
FT%	0-0	0%			
4th FG%	6-15	40.0%			
3PT%	2-4	50.0%			
FT%	2-2	100%			
GM FG%	28-56	50.0%			
3PT%	4-16	25.0%			
FT%	7-10	70.0%			

Dead Ball Rebounds: 2, 0

Milwaukee - 79

Record: 3-3

NO. Name	Min	FG M-A	3P M-A	FT M-A	Rebounds OR DR TOT	Fouls PF FD	TP	AS	TO	ST	Blocks BS BA	+/-
12 Emma Wittmershaus	F 29:23	6-9	0-1	3-3	4 6 10	3 5	15	3	0	1	2 0	15
3 Megan Walstad	F 37:52	8-13	0-3	5-7	5 3 8	1 4	21	4	2	0	1 2	-9
1 Sydney Staver	G 24:27	2-8	1-3	0-0	0 0 0	3 4	5	1	2	3	0 0	-2
3 Mickaela Schmelzer	G 37:39	4-6	4-5	1-2	0 2 2	2 2	13	3	3	1	0 0	9
10 Miquela Santoro	G 36:22	8-13	0-3	3-4	0 2 2	2 4	19	4	1	3	0 0	18
13 Macy McGlone	04:44	0-1	0-0	2-2	1 2 3	0 1	2	0	1	0	0 0	1
2 Lior Halevi	05:28	0-1	0-1	0-0	0 0 0	2 0	0	1	0	0	0 0	2
30 Kendal Nead	18:06	2-5	0-0	0-0	2 0 2	0 0	4	1	1	0	0 0	11
24 Jada Donaldson	05:59	0-0	0-0	0-0	0 0 0	1 0	0	0	0	0	0 0	-3
Team					0 1 1		0					
Totals		30-56	5-16	14-18	12 16 28	14 20	79	17	10	8	3 2	12

Technical Fouls: NONE

Shooting By Period	1st	2nd	3rd	4th	FT
1st FG%	9-16	56.3%			
3PT%	2-7	28.6%			
FT%	0-0	0%			
2nd FG%	10-17	58.8%			
3PT%	1-3	33.3%			
FT%	1-1	100%			
3rd FG%	5-12	41.7%			
3PT%	1-5	20.0%			
FT%	8-10	80%			
4th FG%	6-11	54.5%			
3PT%	1-1	100.0%			
FT%	5-7	71.4%			
GM FG%	30-56	53.6%			
3PT%	5-16	31.3%			
FT%	14-18	77.8%			

Dead Ball Rebounds: 4, 0

	WIS	MKE
Biggest lead	7 (2 nd 4:10)	18 (4 th 3:24)
Best Scoring Run	7 (1 st 2:59)	8 (3 rd 2:27)
Lead Changes	6	
Times Tied	6	
Time with Lead	06:33	30:25
Points from Turnovers	6	23
Paint	28	30
Second Chance	11	20
Fast Breaks	2	8
Bench	12	6
Period by Period Scoring	WIS 19 23 9 16 67	MKE 20 22 19 18 79



Official Basketball Box Score - Final
Wisconsin at Colorado
11/28/21 CU Events Center, Boulder
2021-22 Women's Basketball

Game Time: 12:00 PM
Game Duration: 1:47
Attendance: 1,075

Officials: Robert Scofield, Cheryl Flores, Tiffany Bird

Wisconsin - 51

Record: 2-5

NO. Name	Min	FG M-A	3P M-A	FT M-A	Rebounds OR DR TOT	Fouls PF FD	TP	AS	TO	ST	Blocks BS BA	+/-
41 Sara Stapleton	F 17:18	3-5	0-0	0-0	1 3 4	5 2	6	0	2	1	0 0	1
2 Katie Nelson	G 36:54	1-3	0-2	0-0	3 4 7	2 4	2	3	3	0	1 0	-17
3 Brooke Schramek	G 31:30	1-3	0-1	1 3 4	1 1 2	1 1	11	3	1	1	0 2	-8
5 Julie Pospisilova	G 37:14	4-12	2-7	0-0	0 2 2	1 2	10	1	5	3	2 0	-16
30 Sydney Hillard	G 33:19	6-8	0-0	0-0	2 2 2	0 0	12	4	3	1	0 0	-17
44 Alex Luehring	05:53	0-1	0-1	0-0	0 0 0	0 0	0	0	0	0	0 0	-3
14 Krystyna Ellew	16:27	1-7	0-5	0-0	2 2 2	2 2	2	0	2	0	0 0	-16
40 Tara Stauffacher	12:42	2-4	2-4	0-0	1 1 1	0 0	6	1	1	0	0 0	-5
23 Lexi Duckett	06:43	0-1	0-1	2-3	1 0 1	0 0	3	2	0	1	1 0	-5
10 Halle Douglass	00:40	0-0	0-0	0-0	0 0 0	0 0	0	0	0	0	0 0	2
22 Lovisa Djurstrom	00:40	0-0	0-0	0-0	0 0 0	0 0	0	0	0	0	0 0	2
24 Natalie Leuzinger	00:40	0-0	0-0	0-0	0 0 0	0 0	0	0	0	0	0 0	2
Team					5 0 5		0					
Totals		22-51	5-23	2-4	11 17 28	13 14	51	12	18	7	3 2	-16

Technical Fouls: NONE

Shooting By Period	1st	2nd	3rd	4th	FT
1st FG%	4-11	36.4%			
3PT%	1-6	16.7%			
FT%	0-0	0%			
2nd FG%	5-13	38.5%			
3PT%	1-5	20.0%			
FT%	0-1	0%			
3rd FG%	8-15	53.3%			
3PT%	2-6	33.3%			
FT%	0-0	0%			
4th FG%	5-12	41.7%			
3PT%	1-6	16.7%			
FT%	2-3	66.7%			
GM FG%	22-51	43.1%			
3PT%	5-23	21.7%			
FT%	2-4	50.0%			

Dead Ball Rebounds: 0, 1

Colorado - 67

Record: 7-0

NO. Name	Min	FG M-A	3P M-A	FT M-A	Rebounds OR DR TOT	Fouls PF FD	TP	AS	TO	ST	Blocks BS BA	+/-
33 Peanut Tuitele	F 26:35	1-4	0-0	3-4	2 1 3	0 3	5	2	0	1	0 0	18
00 Jaylyn Sherrod	G 24:21	1-9	0-2	0-0	0 1 1	0 0	2	5	2	4	0 2	9
3 Frida Formann	G 10:52	2-5	1-3	3-3	0 0 0	3 1	8	0	0	1	0 0	2
4 Leslia Finau	G 26:12	4-7	2-5	0-2	5 1 6	3 3	10	0	1	1	0 0	18
21 Mya Hollingshed	G 29:53	7-10	2-3	2-2	0 10 10	3 3	18	2	3	1	2 0	13
11 Quay Miller	18:01	4-9	0-0	3-4	4 0 4	2 2	11	1	2	1	0 0	15
1 Tayanna Jones	18:11	1-4	1-3	0-0	0 2 2	1 0	3	2	0	0	0 0	2
15 Kindyl Wetta	23:59	1-4	0-1	0-0	1 0 1	1 0	2	2	0	5	0 1	17
2 Tameiya Sadler	14:56	3-4	1-2	1-2	1 0 1	1 1	8	2	0	2	0 0	7
13 Kylee Blacksten	04:42	0-2	0-0	0-0	1 0 1	0 0	0	0	0	0	0 0	-9
5 Kennedy Taylor	00:49	0-0	0-0	0-0	0 1 1	0 0	0	0	0	1	0 0	-5
20 Maura Singer	00:49	0-0	0-0	0-0	0 0 0	1 0	0	0	0	0	0 0	-5
44 Sophie Gerber	00:40	0-0	0-0	0-0	0 0 0	0 0	0	0	0	0	0 0	-2
Team					4 3 7		0					
Totals		24-58	7-19	12-17	18 19 37	14 13	67	16	9	16	2 3	16

Technical Fouls: NONE

	UW	CU
Biggest lead	4 (1 st 8:30)	21 (4 th 1:09)
Best Scoring Run	7 (3 rd 9:48)	14 (4 th 1:09)
Lead Changes	1	
Times Tied	1	
Time with Lead	02:05	36:50
Points from Turnovers	8	22
Paint	30	32
Second Chance	9	20
Fast Breaks	2	6
Bench	10	24
Period by Period Scoring	UW 9 11 18 13 51	CU 18 12 22 15 67



Official Basketball Box Score - Final
Boise St. at Wisconsin
11/27/21 CU Events Center, Boulder
2021-22 Women's Basketball

Game Time: 3:30 PM
Game Duration: 1:58
Attendance: 952

Officials: Tiffany Bird, Richard Waters, Kimberly Hobbs

Boise St. - 45

Record: 1-4

NO. Name	Min	FG M-A	3P M-A	FT M-A	Rebounds OR DR TOT	Fouls PF FD	TP	AS	TO	ST	Blocks BS BA	+/-
23 Elodie Lalotte	F 13:10	4-5	0-0	0-0	3 3 6	5 2	8	0	4	0	0 0	4
33 Abby Muse	F 27:18	2-6	0-0	2-4	3 3 6	3 4	6	2	3	1	0 0	-7
12 Mary Kay Naro	G 37:45	3-12	0-5	4-4	2 2 4	0 2	10	6	2	0	2 0	-15
14 Anna Ostlie	G 20:26	0-7	0-5	0-0	1 3 4	2 0	0	0	3	1	0 2	-13
15 Dominique Leonidas	G 29:29	4-10	2-4	0-0	2 2 2	2 2	10	0	4	0	0 0	-12
25 Rachel Bowers	17:40	1-4	0-0	1-2	0 3 3	2 2	3	0	1	0	0 0	-11
11 Kaitlin Burgess	14:53	1-3	1-3	0-0	2 2 2	0 0	3	0	2	1	0 0	-6
22 Trista Hull	20:30	1-3	0-0	0-0	1 0 1	1 0	2	0	0	0	0 0	-11
24 Jayda Clark	12:22	1-3	1-3	0-0	2 2 2	1 0	0	0	1	0	0 0	-3
21 Sydney McQuietor	03:37	0-1	0-0	0-0	0 0 0	0 0	0	0	0	0	0 0	-5
2 Linsey Lovrovich	02:50	0-1	0-1	0-0	0 1 1	0 0	0	0	0	0	0 0	4
Team					3 3 6		0					
Totals		17-55	4-21	7-10	13 24 37	16 12	45	8	20	3	2 2	-15

Technical Fouls: NONE

Shooting By Period	1st	2nd	3rd	4th	FT
1st FG%	4-17	23.5%			
3PT%	2-6	33.3%			
FT%	0-0	0%			
2nd FG%	4-11	36.4%			
3PT%	1-3	33.3%			
FT%	2-2	100%			
3rd FG%	7-16	43.8%			
3PT%	1-8	12.5%			
FT%	0-0	0%			
4th FG%	2-11	18.2%			
3PT%	0-4	0.0%			
FT%	5-8	62.5%			
GM FG%	17-55	30.9%			
3PT%	4-21	19.0%			
FT%	7-10	70.0%			

Dead Ball Rebounds: 1, 1

Wis

 <p>Official Basketball Box Score - Final Wisconsin at Northwestern 12/05/21 Welsh-Ryan Arena, Evanston 2021-22 Women's Basketball</p>	<p>Game Time: 2:00 PM Game Duration: 1:47 Attendance: 1,231</p>	 <p>Official Basketball Box Score - Final Michigan at Wisconsin 12/09/21 Kohl Center, Madison 2021-22 Women's Basketball</p>
---	---	--



Game Time: 8:05 PM
Game Duration: 1:50
Attendance: 2,669

Officials: Gina Cross, Felicia Grinter, Angelica Suffrén

Michigan - 93			Record: 9-1 (1-0)															
NO.	Name	Min	FG M-A	3P M-A	FT M-A	Rebounds OR DR TOT	Fouls PF F	TS	AS	TO	ST	Blocks BS BA	±/-	Shooting By Period				
00	Naz Hillmon	F 34:36	8-15	0-0	5-6	5	5	5	21	5	3	0	0	3	1st FG%	10-15 66.7%		
33	Emily Kiser	F 35:36	6-12	0-0	5-6	4	4	3	7	17	0	2	0	3	3PT%	2-5 40.0%		
5	Laila Pheila	G 19:22	3-7	0-1	0-0	1	4	5	3	0	6	0	0	1	FT%	0-0 0%		
23	Danielle Rauch	G 35:53	5-10	3-6	5-6	0	2	2	1	3	18	3	1	1	2nd FG%	7-18 38.9%		
32	Leigha Brown	B 28:49	6-11	3-13	0-2	0	6	6	1	2	13	5	1	4	3PT%	1-3 33.3%		
3	Maddie Nolan	G 25:14	4-7	3-6	0-0	1	1	2	4	0	11	3	0	1	FT%	6-8 75%		
10	Jordan Hobbs	02:29	0-0	0-0	0-0	0	0	0	0	0	0	0	0	0	3rd FG%	12-18 66.7%		
34	Izabel Vargajo	07:44	3-3	0-0	1-2	1	0	1	1	3	7	1	0	0	3PT%	2-5 40.0%		
24	Michelle Sidor	04:12	0-2	0-1	0-0	0	0	0	0	0	0	0	0	0	FT%	2-4 50%		
30	Elise Stuck	01:41	0-0	0-0	0-0	1	1	1	0	0	0	1	0	0	4th FG%	6-16 37.5%		
12	Ant Wiggins	04:24	0-0	0-0	0-0	0	0	0	0	0	0	0	1	0	3PT%	2-4 50.0%		
															FT%	8-10 80%		
Team						0	0	0			0				GM FG%	35-67 52.2%		
Totals			35-67	7-17	16-22	12	19	31	20	20	93	18	7	7	4	3	3PT%	7-17 41.2%
														FT%		16-22 72.7%		
Technical Fouls: NONE																		

Wisconsin - 81		Record: 2-8 (0-2)													Shooting By Period					
NO.	Name	Min	FG		3P		FT		Rebounds			Fouls		TP	AS	TO	ST	Blocks		+/-
			M-A	M-A	M-A	M-A	OR	DR	TOT	PF	FB	BS	BA							
41	Sara Stapleton	F 20:48	4-8	0-0	0-1	1	3	4	5	3	8	1	1	0	2	0	-1	1st FG	5-10	50.0%
2	Katie Nelson	G 28:56	1-3	0-1	0-0	1	4	5	2	1	2	0	2	1	0	0	-19	2nd FG	3-5	60.0%
3	Brooke Schramek	G 27:08	4-8	0-2	2-4	1	3	4	5	2	10	2	2	1	0	-11	1st FG	5-9	55.6%	
5	Julie Pospisilova	G 35:09	8-16	3-6	2-2	2	1	3	1	2	21	4	3	0	0	2	-6	3PT	1-3	33.3%
30	Sydney Hillard	G 34:57	6-10	0-0	4-5	3	4	7	3	5	16	7	2	1	0	2	-5	3PT	7-10	70.0%
10	Halle Dougless	16:32	0-3	0-2	0-2	0	1	1	1	2	0	2	1	0	0	0	-3	3rd FG	7-16	43.8%
14	Krystyna Ellew	26:33	4-6	2-4	8-8	1	5	6	0	5	18	0	2	0	0	0	-9	3rd FG	3-4	75.0%
40	Tara Stauffacher	09:57	2-4	2-3	0-0	0	1	1	3	0	0	0	0	0	0	0	-6	FT	4-4	100.0%
Team							1		2		0		2							
Totals			29-58	7-18	16-22	10	23	33	20	20	81	16	15	2	3	4	-12	Technical Fouls: NONE		
4th FG: 12-23 52.2%																				
3PT: 3-9 33.3%																				
FT: 2-3 66.7%																				
GM FG: 29-58 50.0%																				
3PT: 7-18 38.9%																				
FT: 16-22 72.7%																				
Dead Ball Rebounds: 5, 0																				

	UM	UW	Points from	UM	UW	Period by Period Scoring					
Biggest lead	20 (4 th 7:43)	0 (1 st 10:00)	Turnovers	18	5		1 st	2 nd	3 rd	4 th	TOT
Best Scoring Run	7 (2 nd 7:00)	9 (3 rd 7:44)	Paint	50	34	UM	22	21	28	22	93
Lead Changes			Second Chance	17	6						
Times Tied		0	Fast Breaks	13	7	UW	13	18	21	29	81
Time with Lead	39:38	00:00	Bench	18	24						



Game Time: 6:30 PM
Game Duration: 1:36
Attendance: 2,150

Officials: Nykesha Thompson, Mark Resch, Xiomara Cruz

Winloss St. - 60		Record: 3P															
NO.	NAME	Min	3P	FG		FT	Rebounds		Fouls	TP	AS	TO	ST	Blocks		+/-	
				M-A	M-A		OR	DR						BS	BA		
24	DeAnna Wilson	F 33:15	7-12	0-0	2-2	4	5	9	3	6	16	0	3	1	0	3	-15
3	Mary Crompton	G 34:37	2-11	2-9	0-0	0	3	3	0	1	6	1	0	1	0	0	0
12	Moya Wong	G 24:44	4-6	0-2	1-2	0	1	1	1	2	1	9	1	2	0	0	-12
23	Julium Redmond	G 37:50	8-17	0-1	0-0	3	0	3	0	1	16	2	2	1	0	0	-10
32	Kate Bullman	G 11:41	0-2	0-1	0-0	1	1	2	1	0	0	1	1	1	0	0	-6
0	Jada Stinson	19:00	1-5	0-2	0-0	1	1	2	1	1	2	1	2	2	0	0	-1
13	Kayla Newland	19:19	1-5	1-4	0-0	4	4	0	0	0	3	1	1	0	0	0	-6
1	Jasmine McGinnis-Taylor	04:38	0-1	0-0	1-2	0	1	1	0	1	1	0	0	0	0	0	-3
11	Kenzie Bowers	15:49	2-2	2-2	0-0	1	1	1	1	2	1	7	2	0	1	0	4
25	Lexi Roles	01:13	0-0	0-0	0-0	0	1	1	1	0	0	1	0	0	0	0	1
22	Chloe Van Zealand	00:54	0-0	0-0	0-0	0	0	0	0	0	0	0	0	0	0	0	7
Team						1	1	2	0	0	0	0	0	0	0	0	0
Totals			25-61	5-21	5-8	10	19	29	10	12	60	8	12	7	0	3	-10

Technical Fouls: NONE

Shooting By Period

1st FG%	4-16	25.0%
3PT%	0-6	0.0%
FT%	0-0	0%
2nd FG%	9-12	75.0%
3PT%	1-3	33.3%
FT%	2-2	100%
3rd FG%	7-16	43.8%
3PT%	2-6	33.3%
FT%	2-4	50%
4th FG%	5-17	29.4%
3PT%	2-6	33.3%
FT%	1-2	50%
GM FG%	25-61	41.0%
3PT%	5-21	23.8%
FT%	5-8	62.5%

Dead Ball Rebounds: 21

Shooting By Period												
1 st FG%		7-12		58.3%								
3PT%		24		50.0%								
FT%		0-0		0%								
2 nd FG%		9-15		60.0%								
3PT%		46		66.7%								
FT%		23		68.8%								
3 rd FG%		7-13		53.8%								
3PT%		26		33.3%								
FT%		1-1		100%								
4 th FG%		5-12		41.7%								
3PT%		2-4		50.0%								
FT%		1-2		50%								
GMFG%		28-52		53.8%								
3PT%		10-20		50.0%								
FT%		4-6		66.7%								
Dead Ball Rebounds: 0.												

NO.	Name	Min	FG M-A	3P M-A	FT M-A	Rebounds OR DR TOT	Fouls Foul	TP	AS	TO	ST	Blocks BS BA	+/-
2	Katie Nelson	G 38:51	6-7	5-6	0-0	2 4 6	3 2	17	5	1	0	0	0 11
3	Brooke Schramek	G 29:20	4-9	0-2	1-1	2 3 4	4 1	9	3	3	0	0	0 9
5	Julie Pospisilova	G 34:21	4-4	2-6	0-0	0 3 3	0 0	10	2	2	1	2	0 4
10	Halle Douglass	G 35:27	5-7	2-4	0-1	0 9 9	0 1	12	1	4	1	1	0 13
34	Sydney Hillard	G 36:11	0-0	1-2	1 2 3	4 2	17	2	5	2	0	0	3
14	Kristyna Ellw	09:51	0-2	0-1	0-0	0 3 3	1 1	0	0	2	0	0	0 9
40	Tara Staufferacher	15:44	1-2	1-1	2-2	0 1 1	0 3	5	1	0	1	0	0 1
Team						2 3 5		0	0				
Totals			28-52	10-20	4-6	6 27 33	12 10	70	14	17	5	3	0 10
Technical Fouls: NONE													

ISU		UW	
Biggest lead		0 (1 st 10:00)	17 (2 nd 4:00)
Points from Turnovers		ISU	UW
		23	19
Period by Period Scoring			
3PT% 28-52 53.8%			
FT% 10-20 50.0%			
FT% 4-6 66.7%			

	ISU	UW	Points from		ISU	UW	Period by Period Scoring				
Biggest lead	0 (1 st 4:00)	17 (2 nd 4:09)	Turnovers	13	13	1 st	2 nd	3 rd	4 th	TOT	
Best Scoring Run	7 (3 rd 9:38)	7 (2 nd 4:37)	Paint	28	34	ISU	8	21	18	13	60
Lead Changes	0	2	Second Chance	12	4	UW	16	24	17	13	70
Times Tied	1		Fast Breaks	0	10						
Time with Lead	00:00	37:53	Bench	13	5						

2021-22 Boxscores



Official Basketball Box Score - Final
Indiana at Wisconsin
01/05/22 Kohl Center, Madison
2021-22 Women's Basketball

Game Time: 6:30 PM
Game Duration: 1:39
Attendance: 2,053

Officials: Michael McConnell, Nykeshia Thompson, Angelica Suffren

Indiana - 76

Record: 12-2 (4-0)

NO.	Name	Min	FG	3P	FT	Rebounds	Fouls	TP	AS	TO	ST	Blocks	+/-	Shooting By Period
			M-A	M-A	M-A	OR DR TOT	PF FD					BS BA		
10	Aleksa Gulbe	F 37:28	4-10	1-3	4-5	3 4 7	3 4	13	1	1	2	1 0	29	1 st FG% 6-14 42.9%
54	Mackenzie Holmes	F 25:26	6-11	0-1	4-4	3 5 8	1 3	16	0	2	0	1 1	18	3PT% 2-5 40.0%
4	Nicole Cardano-Hillary	G 35:02	4-12	2-7	1-1	0 1 1	2 2	11	3	2	1	0 0	16	FT% 3-4 75%
14	Ali Patberg	G 35:24	6-8	4-5	2-2	0 4 4	0 2	18	3	1	0	0 0	30	2 nd FG% 8-14 57.1%
34	Grace Berger	G 36:03	4-9	0-0	1-2	0 8 8	3 2	9	11	1	1	0 0	22	3PT% 2-4 50.0%
23	Kiandra Browne	13:54	2-3	0-0	0-0	3 1 4	4 1	4	0	4	0	0 0	7	FT% 1-1 100%
1	Kaitlin Peterson	13:31	2-5	1-3	0-0	1 1 2	1 0	5	0	2	0	0 0	1	3 rd FG% 7-14 50.0%
24	Mona Zaric	01:36	0-0	0-0	0-0	0 0 0	0 0	0	0	0	0	0 0	-4	3PT% 1-4 25.0%
25	Arielle Wisne	01:36	0-0	0-0	0-0	0 0 0	0 0	0	0	0	0	0 0	-4	FT% 6-6 100%
Team														4 th FG% 7-16 43.8%
Totals														3PT% 3-6 50.0%
Technical Fouls: NONE														FT% 2-3 66.7%
Dead Ball Rebounds: 3, 4														GMFG% 28-58 48.3%
														3PT% 8-19 42.1%
														FT% 12-14 85.7%


Wisconsin - 53

Record: 3-10 (0-3)

NO.	Name	Min	FG	3P	FT	Rebounds	Fouls	TP	AS	TO	ST	Blocks	+/-	Shooting By Period
			M-A	M-A	M-A	OR DR TOT	PF FD					BS BA		
2	Katie Nelson	G 36:34	0-0	0-0	2-2	1 3 4	0 5	2	4	1	2	0 0	-27	1 st FG% 4-13 30.8%
3	Brooke Schramek	G 30:22	1-7	1-3	4-4	1 5 6	2 3	7	2	1	0	1 1	-25	3PT% 2-6 33.3%
5	Julie Pospisilova	G 30:35	6-12	3-7	0-0	1 3 4	4 0	15	1	3	2	0 0	-16	FT% 2-2 100%
10	Halle Douglass	G 29:48	4-12	1-6	0-0	0 4 4	2 1	9	0	1	0	0 1	-26	2 nd FG% 4-16 25.0%
30	Sydney Hillard	G 35:14	5-12	0-0	0-0	2 0 2	0 1	10	4	3	3	0 0	-21	3PT% 1-5 20.0%
14	Krystyna Elliew	19:34	2-9	1-5	0-0	0 1 1	2 1	5	0	2	1	0 0	-2	FT% 0-0 0%
41	Sara Stapleton	11:25	2-3	0-0	1-3	0 0 0	3 3	5	0	2	0	0 0	-4	3 rd FG% 9-18 50.0%
40	Tara Stauffacher	04:52	0-1	0-0	0-0	0 0 0	1 0	0	1	0	0	0 0	2	3PT% 1-3 33.3%
24	Natalie Leuzinger	01:36	0-0	0-0	0-0	0 0 0	0 0	0	0	0	0	0 0	4	FT% 2-3 66.7%
Team														4 th FG% 3-9 33.3%
Totals														3PT% 2-7 28.6%
Technical Fouls: NONE														FT% 3-4 75%
Dead Ball Rebounds: 2, 0														GMFG% 20-56 35.7%
														3PT% 6-21 28.6%
														FT% 7-9 77.8%

	IU	UW	Points from	IU	UW	Period by Period Scoring
Biggest lead	27 (4 th 1:59)	6 (1 st 6:13)	Turnovers	9	8	1st 2nd 3rd 4th TOT
Best Scoring Run	14 (3 rd 7:56)	8 (1 st 6:13)	Paint	34	20	IU 17 19 21 19 76
Lead Changes	2		Second Chance	8	7	UW 12 9 21 11 53
Times Tied	0		Fast Breaks	6	0	
Time with Lead	33:12	06:33	Bench	9	10	


RADIO/TV ROSTER

**2**

KATIE NELSON
G | Grad. | 5-8
Falmouth, Mass.

**3**


BROOKE SCHRAMEK
G | So. | 6-1
Naperville, Ill.

**5**

JULIE POSPÍŠILOVÁ
G | Jr. | 6-0
Prague, Czech Rep

**10**

HALLE DOUGLAS
G | So. | 6-1
Lake Forest, Ill.

**11**

MATY WILKE
G | Fr. | 5-10
Beaver Dam, Wis.

**14**


KRYSZYNA ELLEW
G | Fr. | 5-10
Chicago, Ill.

**20**

SACIA VANDERPOOL
F | Fr. | 6-4
Byron, Minn.

**24**

NATALIE LEUZINGER
G | So. | 5-8
Monroe, Wis.

**30**

SYDNEY HILLIARD
G | Jr. | 5-11
Monroe, Wis.

**40**

TARA STAUFFACHER
F | Jr. | 5-11
Columbus, Wis.

**41**

SARA STAPLETON
F/C | Jr. | 6-3
Blaine, Minn.



HEAD COACH
MARISA MOSELEY
UW Record: 3-10 (1st)
Overall Record: 48-39 (4th)



ASSOCIATE HEAD COACH
SCOTT MERRITT



ASSISTANT COACH
KATE BARNOSKY



ASSISTANT COACH
CAROLINE DOTY