

WISCONSIN BASKETBALL

24 NCAA TOURNAMENT APPEARANCES ■ 4 FINAL FOURS ■ 21 BIG TEN CHAMPIONSHIPS ■ 21 CONSENSUS ALL-AMERICANS

#23 WISCONSIN BADGERS

RECORD: 11-2, 2-1 BIG TEN



Rankings (AP/Coaches): 24/23
Head Coach: Greg Gard
Record at Wisconsin: 130-72 (7th Season)
Overall Record: 130-72 (7th Season)

VS

IOWA HAWKEYES

RECORD: 11-3, 1-2 BIG TEN



Rankings (AP/Coaches): --/--
Head Coach: Fran McCaffery
Record at Iowa: 227-155 (12th Season)
Overall Record: 477-332 (26th Season)

THURSDAY, JAN. 6 ■ 8 P.M. (CT) ■ MADISON, WIS. ■ KOHL CENTER ■ FS1

BADGERS HOST IOWA THURSDAY IN BIG TEN BATTLE

- On the heels of a win at No. 3 Purdue, Wisconsin will host Iowa on Thursday at the Kohl Center. The all-time series between the Badgers and Hawkeyes is deadlocked at 85-85. Tip is at 8 p.m. (CT) on FS1.
- Up next, UW plays at Maryland on Sunday, Jan. 9 on Big Ten Network.

FAST BREAK FACTS

- At 11-2, Wisconsin is off to its best start since opening the 2016-17 season 13-2. With their start, the Badgers are making the case for the nation's best resume (more on page 3):
 - 6 wins over KenPom top-100 teams. Only #16 Providence and #15 Alabama have more.
 - 5 wins away from the Kohl Center. Only #7 USC (6) and #10 Michigan State (6) have more road/neutral wins among major conference teams.
 - 3-2 in Quad 1 opportunities and 2-0 in Quad 2.
- With a 74-69 win at No. 3 Purdue on Monday, the Badgers claimed their 9th top-10 win under Greg Gard. Of those 9 wins, 6 have come away from home (4 true road games).
 - The Badgers have 4 road wins against top-5 opponents since 2012-13, tied for the most in the country.
- Wisconsin has shown a penchant for comebacks this season. The Badgers matched the largest comeback in school history earlier this season, erasing a 22-pt deficit to beat Indiana.
 - UW has 4 double-digit comebacks this season, including 3 second-half comebacks of 10+ points. (page 4)
- The Badgers rank 4th in the Big Ten allowing 63.6 ppg. Only 5 opponents have averaged more than 1.0 PPP in a game against UW this season. (page 5)
- UW ranks 2nd in the Big Ten shooting 76.6% at the FT line and has *made* almost as many FTs (196) as its foes have *attempted* (197).
- Wisconsin ranks 2nd in the NCAA averaging just 8.2 turnovers per game this season.
- Sophomore **Johnny Davis** is playing like an All-American. The Maui Invitational MVP leads the Badgers in points (22.3 ppg), rebounds (7.2 rpg) and assists (2.6 apg) - see page 5.
 - Davis has posted double-doubles in each of his last 2 games, including a 37-point, 14-rebound masterpiece on the road Monday at No. 3 Purdue (1/3).
 - He has scored 20+ points in 5 straight games, the first Badger to do so since 2007.
- Named Big Ten Co-Player of the Week (12/6), **Brad Davison** ranks 19th in the Big Ten scoring 14.5 ppg. He is also 3rd in the conference, shooting 86.3% at the FT line and 4th with a career-best 2.5 triples per game. (page 6)
 - Davison ranks 8th on UW's all-time scoring list - 1,552 career pts. (page 8)
- Junior **Tyler Wahl** earned Maui Invitational All-Tournament honors, averaging 11.0 ppg and 5.3 rpg, scoring a career-high 18 points in the championship game against Saint Mary's.
- In his 7th season as head coach, **Greg Gard** has guided Wisconsin to a 130-72 (.644) record - 71-46 (.607) in Big Ten play. (page 3)
 - Gard needs 1 win to tie Iowa's Bucky O'Connor (1952-58) for 35th on the Big Ten's all-time conference wins list.
 - Gard has led the Badgers to appearances in 4 of the 5 NCAA tournaments during his tenure.



Including 37 points and 14 rebounds at Purdue, Johnny Davis became the first player to lead his team in Pt-Reb-Ast-Blk-Stl in a top-5 road win since Tim Duncan did it at No. 5 Maryland in 1997.

WISCONSIN'S PROBABLE STARTERS

| No. | Name | Pts. | Reb. | Ast. | Of Note |
|-----|----------------|------|------|------|--|
| 1 | JOHNNY DAVIS | 22.3 | 7.2 | 2.6 | Back-to-back double-doubles and 5 straight 20+ point games |
| 5 | TYLER WAHL | 8.9 | 5.0 | 1.3 | Career-high 18pts (12 pts in 2H) in Maui Invitational title game |
| 21 | STEVEN CROWL | 8.5 | 4.8 | 1.0 | Career-high 21pts (7-8 FGs) vs. Illinois St.; Team-high 22 OReb |
| 23 | CHUCKY HEPBURN | 7.3 | 2.0 | 2.2 | 1.7 assist-to-turnover ratio (29-17); 84.6% FT shooting |
| 34 | BRAD DAVISON | 14.5 | 4.1 | 1.9 | Avg. 2.5 3FGs/game; 8th on UW's all-time scoring chart (1,552) |

2021-22 SCHEDULE

| | | |
|---------|------------------|----------|
| Nov. 9 | ST. FRANCIS (NY) | W, 81-58 |
| Nov. 12 | GREEN BAY | W, 72-34 |
| Nov. 15 | PROVIDENCE* | L, 58-63 |

MAUI INVITATIONAL - Las Vegas, Nevada

| | | |
|---------|------------------|----------|
| Nov. 22 | vs. Texas A&M | W, 69-58 |
| Nov. 23 | vs. Houston [12] | W, 65-63 |
| Nov. 24 | vs. Saint Mary's | W, 61-55 |

| | | |
|---------|--------------------|----------|
| Dec. 1 | at Georgia Tech^ | W, 70-66 |
| Dec. 4 | MARQUETTE | W, 89-76 |
| Dec. 8 | INDIANA | W, 64-59 |
| Dec. 11 | at Ohio State [21] | L, 55-73 |
| Dec. 15 | NICHOLLS | W, 71-68 |
| Dec. 23 | GEORGE MASON | CANCELED |
| Dec. 29 | ILLINOIS STATE | W, 89-85 |

| | | |
|---------|---------------------|----------|
| Jan. 3 | at Purdue [3] | W, 74-69 |
| Jan. 6 | IOWA | 8 PM |
| Jan. 9 | at Maryland | 6:30 PM |
| Jan. 13 | OHIO STATE [13] | 6 PM |
| Jan. 18 | at Northwestern | 8 PM |
| Jan. 21 | MICHIGAN STATE [10] | 8 PM |
| Jan. 25 | at Nebraska | 8 PM |
| Jan. 30 | MINNESOTA | NOON |

| | | |
|---------|------------------------|------|
| Feb. 2 | at Illinois | 8 PM |
| Feb. 5 | PENN STATE | 5 PM |
| Feb. 8 | at Michigan State [10] | 6 PM |
| Feb. 12 | RUTGERS | 1 PM |
| Feb. 15 | at Indiana | 8 PM |
| Feb. 20 | MICHIGAN | NOON |
| Feb. 23 | at Minnesota | 8 PM |
| Feb. 26 | at Rutgers | 5 PM |

| | | |
|---------|------------|------|
| March 1 | PURDUE [3] | 8 PM |
| March 6 | NEBRASKA | 1 PM |

BIG TEN TOURNAMENT - Indianapolis, Ind.

Mar. 9-13 at Gainbridge Fieldhouse

NCAA TOURNAMENT

| | |
|------------|--|
| Mar. 15-16 | First Four |
| Mar. 17-20 | Rounds 1-2 |
| Mar. 24-27 | Sweet 16 / Elite 8 |
| April 2-4 | Final Four / Championship New Orleans |

All times listed Central Standard Time

[] AP Top 25 Team Ranking

* Gavitt Tipoff Games

^ Big Ten/ACC Challenge

Home games in **BOLD CAPS**

FOLLOW THE #BADGERS

TV: FS1

App: FOX SPORTS | Online: FoxSports.com

- Play-by-Play: Kevin Kugler
- Analyst: Stephen Bardo

RADIO: BADGER SPORTS NETWORK

App: iHeartRadio | Satellite: SiriusXM 195

- Play-by-Play: Matt Lepay
- Analyst: Mike Lucas

SOCIAL MEDIA: #ONWISCONSIN

- Twitter: @BadgerMBB
- Instagram: badgermbb
- Facebook: /WisconsinMensBasketball
- YouTube: /WisconsinBadgers

BASKETBALL COMMUNICATIONS**GENERAL INFORMATION**

- Address: 1440 Monroe Street, Madison, WI 53711
- Website: UWBadgers.com
- Press Box Phone: (608) 262-7766

BRANDON HARRISON**PRIMARY CONTACT**

- Phone: (608) 279-8653
- Email: bah@athletics.wisc.edu
- Twitter: @BrandonHarrison

**PATRICK HERB****DIRECTOR OF BRAND STRATEGY**

- Phone: (608) 957-2085
- Email: pah@athletics.wisc.edu
- Twitter: @PatrickHerb

**MEDIA RESOURCES****CREDENTIAL APPLICATIONS**

- www.sportssystem.com/Wisconsin

BIG TEN MEDIA EMAIL LIST

- office.bigten.org/media

WISCONSIN BASKETBALL RECORD BOOK

- go.wisc.edu/MBBRecordBook

WIRELESS INTERNET ACCESS (KOHL CENTER)

- BadgerWiFi (connect and register with email address)

LIVE STATS - STATBROADCAST (KOHL CENTER)

- Wisconsin.StatBroadcast.com (password: buckybadger)

OFFICIAL SOCIAL MEDIA CHANNELS

- Twitter: @BadgerMBB
- Instagram: @badgermbb
- Facebook: /WisconsinMensBasketball
- YouTube: /WisconsinBadgers

RADIO

Radio Station: WIBA (1310 AM)

Play-by-Play Announcer: Matt Lepay


Address: P.O. Box 99
Madison, WI 53701
Phone: 608-274-5450

Color Analyst: Mike Lucas

Address: 1440 Monroe St.
Madison, WI 53711
Phone: 608-252-6474

Credentials: 2021-22 men's basketball credentials must be requested online: www.sportssystem.com/Wisconsin

Contact Brandon Harrison with questions (608-279-8653). Approved credentials will be either mailed or made available at the Brand Communications Office or with the parking attendant (white vehicle) at the entrance to Lot 46 on Frances Street, one block north of the Kohl Center




0 JAHCOBI NEATH
G, Jr., 6-4, 196
Toronto, Ontario



1 JOHNNY DAVIS
G, So., 6-5, 194
La Crosse, Wis.



2 JORDAN DAVIS
G, So., 6-4, 198
La Crosse, Wis.



4 CARTER HIGGINBOTTOM
G, Jr., 6-0, 193
Chicago, Ill.




5 TYLER WAHL
F, Jr., 6-9, 221
Lakeville, Minn.



10 ISAAC LINDSEY
G, So., 6-4, 184
Mineral Point, Wis.



11 LORNE BOWMAN
G, Fr., 6-2, 210
Detroit, Mich.



13 JUSTIN TAPHORN
G, So., 6-5, 208
Pekin, Ill.




14 CARTER GILMORE
F, So., 6-7, 224
Hartland, Wis.



20 BEN CARLSON
F, So., 6-9, 226
Woodbury, Minn.




21 CHRIS HODGES
F, Fr., 6-9, 239
Schaumburg, Ill.




22 STEVEN CROWL
F, So., 7-0, 234
Eagan, Minn.



23 CHUCKY HEPBURN
G, Fr., 6-2, 211
Omaha, Neb.



32 MATTHEW MORS
F, Fr., 6-7, 241
Yankton, S.D.



33 CHRIS VOGT
C, Sr., 7-0, 257
Mayfield, Ky.



34 BRAD DAVISON
G, Sr., 6-4, 200
Maple Grove, Minn.



35 MARKUS ILVER
F, Fr., 6-8, 219
Tallinn, Estonia



GREG GARD
Head Coach
7th season at UW



JOE KRABBHOF
Assistant Coach
6th season at UW



DEAN OLIVER
Assistant Coach
5th season at UW



SHARIF CHAMBLISS
Assistant Coach
1st season at UW



MARC VANDEWETTERING
Dir. Basketball Operations
9th season at UW



KYLE BLACKBURN
Dir. Recruiting & Scouting
6th season at UW



JIM SNIDER
Strength & Conditioning
11th season at UW



AJ VAN HANDEL
Video Coordinator
11th season at UW

| WISCONSIN BADGERS | POS | HT | WT | YR/ELIG | HOMETOWN (HS/LAST SCHOOL) | PRONUNCIATION |
|-----------------------|-----|-----|-----|---------|--|---------------------|
| 0 Jahcobi Neath | G | 6-4 | 196 | Jr./Jr. | Toronto, Ontario (Wake Forest) | Juh-KOBE KNEE-th |
| 1 Johnny Davis | G | 6-5 | 194 | So./So. | La Crosse, Wis. (Central) | |
| 2 Jordan Davis | G | 6-4 | 198 | So./So. | La Crosse, Wis. (Central) | |
| 4 Carter Higginbottom | G | 6-0 | 193 | Sr./Jr. | Chicago, Ill. (St. Ignatius) | |
| 5 Tyler Wahl | F | 6-9 | 221 | Jr./Jr. | Lakeville, Minn. (North) | WALL |
| 10 Isaac Lindsey | G | 6-4 | 184 | So./So. | Mineral Point, Wis. (Mineral Point) | LIN-zee |
| 11 Lorne Bowman II | G | 6-2 | 210 | So./Fr. | Detroit, Mich. (St. Mary's) | BOW-men |
| 13 Justin Taphorn | G | 6-5 | 208 | So./So. | Pekin, Ill. (Pekin) | |
| 14 Carter Gilmore | F | 6-7 | 224 | So./So. | Hartland, Wis. (Arrowhead) | |
| 20 Ben Carlson | F | 6-9 | 226 | So./So. | Woodbury, Minn. (East Ridge) | |
| 21 Chris Hodges | F | 6-9 | 239 | Fr./Fr. | Schaumburg, Ill. (Schaumburg) | |
| 22 Steven Crowl | F | 7-0 | 234 | So./So. | Eagan, Minn. (Eastview) | (rhymes with growl) |
| 23 Chucky Hepburn | G | 6-2 | 211 | Fr./Fr. | Omaha, Neb. (Bellevue West) | |
| 32 Matthew Mors | F | 6-7 | 241 | Fr./Fr. | Yankton, S.D. (Yankton) | MORE-s |
| 33 Chris Vogt | C | 7-0 | 257 | Gr./5th | Mayfield, Ky. (Cincinnati) | VOTE |
| 34 Brad Davison | G | 6-4 | 200 | Gr./5th | Maple Grove, Minn. (Maple Grove) | DAVIS-on |
| 35 Markus Ilver | F | 6-8 | 219 | Fr./Fr. | Tallinn, Estonia (Western Reserve Acad.) | ILL-ver |

CHARTING THE BADGERS

CAREER GAMES PLAYED

| | Games | Starts | Cons. Starts |
|---------------------|-------|--------|--------------|
| Brad Davison | 141 | 137 | 137 |
| Tyler Wahl | 75 | 34 | 31 |
| Johnny Davis | 42 | 11 | 11 |
| Steven Crowl | 25 | 13 | 13 |
| Jordan Davis | 24 | 0 | 0 |
| Carter Gilmore | 21 | 0 | 0 |
| Carter Higginbottom | 20 | 0 | 0 |
| Ben Carlson | 19 | 1 | 0 |
| Chucky Hepburn | 13 | 13 | 13 |
| Chris Vogt | 13 | 0 | 0 |
| Lorne Bowman | 10 | 0 | 0 |
| Justin Taphorn | 9 | 0 | 0 |
| Markus Ilver | 6 | 0 | 0 |
| Jahcobi Neath | 6 | 1 | 1 |
| Isaac Lindsey | 3 | 0 | 0 |

DOUBLE-DIGIT POINTS

| | Career | '21-22 | Cons. |
|----------------|------------|-----------|-------|
| Brad Davison | 76 (54-22) | 8 (6-2) | 1 |
| Johnny Davis | 20 (15-5) | 11 (10-1) | 12 |
| Tyler Wahl | 9 (7-2) | 4 (3-1) | 0 |
| Steven Crowl | 5 (5-0) | 5 (5-0) | 0 |
| Chucky Hepburn | 3 (3-0) | 3 (3-0) | 0 |
| Ben Carlson | 1 (1-0) | 0 (0-0) | 0 |

20-POINT SCORING GAMES

| | Career | '21-22 | Cons. |
|--------------|----------|---------|-------|
| Brad Davison | 13 (9-4) | 3 (2-1) | 0 |
| Johnny Davis | 8 (7-1) | 8 (7-1) | 5 |
| Steven Crowl | 1 (1-0) | 1 (1-0) | 0 |

30-POINT SCORING GAMES

| | Career | '21-22 | Cons. |
|--------------|---------|---------|-------|
| Johnny Davis | 2 (2-0) | 2 (2-0) | 1 |
| Brad Davison | 2 (1-1) | 0 | 0 |

DOUBLE-DIGIT REBOUNDS

| | Career | '21-22 | Cons. |
|--------------|---------|---------|-------|
| Tyler Wahl | 4 (2-2) | 1 (1-0) | 0 |
| Brad Davison | 1 (1-0) | 0 | 0 |
| Johnny Davis | 2 (2-0) | 2 (2-0) | 2 |

DOUBLE-DIGIT ASSISTS

| | Career | '21-22 | Cons. |
|-------------|--------|--------|-------|
| None Active | -- | -- | -- |

DOUBLE-DOUBLES

| | Career | '21-22 | Cons. |
|--------------|---------|---------|-------|
| Tyler Wahl | 2 (1-1) | 0 | 0 |
| Johnny Davis | 2 (2-0) | 2 (2-0) | 2 |

AMONG NATION'S BEST RESUMES

Off to an 11-2 start, Wisconsin is putting together one of the nation's top resumes.

- Wisconsin has a pair of top-10 wins, according to KenPom.com, knocking off No. 3 Houston and No. 5 Purdue. Duke is the only other team with 2 top-10 wins.
- The Badgers also have 6 top-100 wins, the 3rd-highest total in the country.

Top-100 Wins according to KenPom (thru 1/3/22)

| Team | Wins | Team | Wins |
|------------------|----------|----------------|------|
| Alabama | 7 | Auburn | 6 |
| Providence | 7 | Baylor | 6 |
| Wisconsin | 6 | Michigan State | 6 |

- Wisconsin's 5 wins away from home (2 road, 3 neutral) trails only USC (6) and Michigan State (6) among major conference teams.
- UW is 5-2 in Quad 1/2 games this season (3-2 in Quad 1, 2-0 in Quad 2). Only Michigan State (7), Alabama (6) and Providence (6) have more Quad 1/2 wins.

BIG TEN BEASTS

Over the last 20 seasons, Wisconsin has been one of the Big Ten's best programs.

- Wisconsin has won 5 Big Ten regular season titles since 2000, trailing only Michigan (8) for the most titles during that span.
 - The Badgers claimed regular season crowns in 2002, 2003, 2008, 2015 and 2020.
 - Overall, UW has 19 Big Ten titles, trailing only Purdue (24), Indiana (22) and Ohio State (20).
- Wisconsin has won 12+ B1G games in 10 of last 12 seasons, the most of any Big Ten team.
- Including 10 wins last season, UW has posted double-digit Big Ten wins in 18 of the last 20 years. No other team can make that claim.
- Since 2001-02, UW has the most Big Ten wins and best win pct. at 244-114 (.682).

Big Ten Win Pct., Since 2001-02 (thru 1/3/22)

| Team | W-L | Pct. |
|---------------------|----------------|-------------|
| 1. Wisconsin | 244-114 | .682 |
| 2. Michigan State | 242-115 | .678 |
| 3. Ohio State | 223-134 | .625 |
| 4. Maryland | 82-52 | .612 |
| 5. Purdue | 207-150 | .580 |

TOP-10 TAKEDOWNS

Wisconsin's win at No. 3 Purdue (1/3) was just the latest in a long line of top-10 takedowns under head coach Greg Gard.

- UW has 9 wins over top-10 teams under Gard, including 6 away from home (4 on the road):

Wins Over Top-10 Opponents Under Greg Gard

| Opponent | Score | Date |
|-------------------------|-------|---------|
| #3 at Purdue | 74-69 | 1/3/22 |
| #5 at Ohio State | 61-57 | 1/3/20 |
| #2 Michigan | 64-54 | 1/19/19 |
| #6 Purdue | 57-53 | 2/14/18 |
| #1 vs. Villanova (NCAA) | 65-62 | 3/18/17 |
| #9 vs. Xavier (NCAA) | 66-63 | 3/20/16 |
| #8 at Iowa | 67-59 | 2/24/16 |
| #2 at Maryland | 70-57 | 2/13/16 |
| #4 Michigan State | 77-76 | 1/17/16 |

GARD AMONG THE BEST

In his 7th season as head coach, **Greg Gard** has put together one of the most successful careers in Wisconsin history and is quickly placing himself among the Big Ten's best of the last 40 years.

- Gard has guided the Badgers to a record of 130-72 (.644), the 4th-highest win total and 3rd-highest win percentage in UW annals.

Best Win Pct, Wisconsin Coaches (min. 50 wins)

| Coach (School, Years) | Record | Pct. |
|--------------------------------------|---------------|-------------|
| 1. Bo Ryan (2002-15) | 364-130 | .737 |
| 2. Walter Meanwell (1912-17, '21-34) | 246-99 | .712 |
| 3. Greg Gard (2016-present) | 130-72 | .644 |
| 4. Dick Bennett (1996-2000) | 94-68 | .580 |
| 5. Bud Foster (1935-59) | 265-267 | .498 |

- With a conference record of 71-46, Gard's .607 win percentage ranks 8th among Big Ten coaches of the last 40 years (since 1980).

Best Win Pct, B1G Coaches w/ 50+ Wins (since 1980)

| Coach (School, Years) | Record | Pct. |
|----------------------------------|--------------|-------------|
| 1. Bo Ryan, WIS (2002-15) | 172-68 | .717 |
| 2. Bob Knight, IND (1972-2000) | 353-151 | .700 |
| 3. Tom Izzo, MSU (1995-) | 314-143 | .687 |
| 4. Thad Matta, OSU (2005-17) | 150-78 | .658 |
| 5. Mark Turgeon, MD (2015-21) | 90-50 | .643 |
| 6. Matt Painter, PUR (2005-) | 181-111 | .620 |
| 7. Gene Keady, PUR (1981-05) | 265-169 | .611 |
| 8. Greg Gard, WIS (2016-) | 71-46 | .607 |

(thru games played Jan. 3, 2022)

- Among Wisconsin coaches, Gard ranks 4th in Big Ten wins (71) and 3rd in Big Ten win pct., trailing only Hall of Famers Bo Ryan (.717) Walter Meanwell (.660).

BATTLE-BACK BADGERS

"Hopefully nobody left early. If they did, that will teach them not to give up on this team."

Those were the words from head coach **Greg Gard** after the Badgers' historic 22-point comeback win over Indiana. Wisconsin has shown an impressive resiliency all season long.

- UW has won 4 games when trailing by double digits this season, including 3 second-half comebacks of 10+ points.
 - UW has 3 second-half, double-digit comebacks for the first time in the same season since 1999-00. That year, UW came back from 15 (vs. ILL), 13 (at IOWA) and 12 points (vs. IND).
- Against Indiana, Wisconsin was down by as many as 22 points, including 18 in the second half before pulling out a 64-59 win.
 - UW's 22-pt comeback matched the largest in school history. UW also erased a 22-point deficit in an 82-81 OT win vs. Ohio State in 1976.
 - In that game, the Badgers also equaled the team's greatest 2nd-half comeback (18).
- UW trailed Nicholls by 12 points with 18:40 left in the 2nd half before winning, 71-68.
- In the Maui Invitational championship game, the Badgers trailed Saint Mary's by 10 (37-27) with ~16:00 left before claiming a 61-55 win.
- Wisconsin trailed Texas A&M by 16 (26-10) in the first half, before putting together a 51-9 run to storm back for a 69-58 win.

SITUATIONAL RECORDS

| | 2021-22 | Under Gard |
|-----------------------------|---------|------------|
| Ahead at the half | 8-0 | 104-14 |
| Behind at the half | 3-2 | 22-53 |
| Tied at the half | 0-0 | 3-5 |
| FG% of .450 or more | 3-0 | 70-12 |
| FG% less than .450 | 8-2 | 59-60 |
| Better FG% than opp. | 7-0 | 106-13 |
| Worse FG% than opp. | 4-2 | 24-57 |
| Same FG% as opp. | 0-0 | 0-2 |
| Opp. FG% less than 45% | 9-1 | 103-27 |
| 3FG% of 40% or more | 3-0 | 60-8 |
| 3FG% less than 40% | 8-2 | 68-64 |
| Try more than 20 3FGs | 9-2 | 74-43 |
| Try 20 or fewer 3FGs | 2-0 | 55-28 |
| Make at least 70% FT | 9-1 | 81-30 |
| Try at least 20 FTs | 5-0 | 56-14 |
| Try fewer than 20 FTs | 6-2 | 71-57 |
| Out-rebound opponent | 6-0 | 79-20 |
| Tied or out-rebounded | 5-2 | 50-52 |
| Same or fewer TOs than opp. | 11-2 | 99-42 |
| More TOs than opp. | 0-0 | 30-30 |
| Commit fewer than 12 TOs | 10-2 | 98-43 |
| Commit 12 or more TOs | 1-0 | 31-28 |
| Score fewer than 50 pts. | 0-0 | 1-2 |
| Score 50-59 points | 0-2 | 6-32 |
| Score 60-69 points | 4-0 | 42-25 |
| Score 70-79 points | 4-0 | 45-10 |
| Score 80-89 points | 3-0 | 28-3 |
| Score 90 or more pts. | 0-0 | 7-0 |
| Allow fewer than 50 pts. | 1-0 | 20-1 |
| Allow 50-59 pts. | 4-0 | 42-6 |
| Allow 60-69 pts. | 4-1 | 49-26 |
| Allow 70-79 pts. | 1-1 | 15-27 |
| Allow 80-89 pts. | 1-0 | 3-11 |
| Allow 90 or more pts. | 0-0 | 0-1 |
| Overtime | 0-0 | 7-5 |
| vs. AP Top 25 opponents | 2-1 | 23-36 |
| vs. AP Top 25 opp. at home | 0-0 | 11-9 |
| Home games | 6-1 | 78-21 |
| Road games | 2-1 | 34-35 |
| Neutral site games | 3-0 | 18-16 |
| Day games | 4-1 | 43-24 |
| Night games | 7-1 | 86-48 |

GAMES DECIDED BY

| | | |
|-------------------|-----|-------|
| 3 points or less | 2-0 | 15-10 |
| 4-5 points | 4-1 | 19-16 |
| 6-10 points | 1-0 | 27-19 |
| 11-19 points | 2-1 | 37-22 |
| 20 or more points | 2-0 | 32-3 |

TELEVISED GAMES

| | | |
|--------------------|-----|-------|
| CBS | 0-0 | 10-10 |
| CBS Sports Network | 0-0 | 0-1 |
| FOX | 1-0 | 3-5 |
| FS1 | 0-1 | 11-12 |
| ESPN | 2-0 | 15-12 |
| ESPN2 | 2-0 | 12-11 |
| ESPNU | 0-0 | 1-2 |
| ESPN+ | 0-0 | 3-1 |
| Big Ten Network | 4-1 | 65-15 |
| Big Ten Plus | 2-0 | 4-0 |
| TBS | 0-0 | 0-3 |
| TNT | 0-0 | 2-0 |

ALL-TIME VS. IOWA

Thursday's game between Wisconsin and Iowa will mark the 171st all-time meeting between the two programs, in a rivalry that began in 1909.

- The all-time series is deadlocked at, 85-85. The football rivalry is also very close with Wisconsin owning a 49-44-2 lead.
- The Badgers hold a 53-30 all-time edge in games played in Madison, including a mark of 13-5 against Iowa at the Kohl Center.
- Wisconsin and Iowa have split the last 12 meetings, but the Hawkeyes are currently on a 4-game win streak in the series. Iowa swept all three games last season, including the most recent matchup in the quarterfinals of the 2021 Big Ten Tournament.
- **Brad Davison** averaged 13.0 points per game against Iowa in 3 meetings last season, going 9-for-17 from 3-point range. Overall, Davison is averaging 9.3 ppg in 7 career games vs. Iowa.
- Wisconsin assistant **Dean Oliver** was a 3-time, 3rd-team All-Big Ten performer at Iowa (1998-01). Oliver scored 1,561 points in his career and his 561 assists rank 4th in Iowa history.
- Iowa's Jordan Bohannon is the younger brother of two former Badgers, Jason Bohannon (2007-10) and Zach Bohannon (2013-14). A 2010 third-team All-Big Ten selection, Jason appeared in 135 games (68 starts) and finished with 1,170 career points. Zach served as a captain of the Badgers 2014 Final Four team.

LAST TIME OUT

#3 PURDUE 74, #23 WISCONSIN 69

Jan. 3 | Mackey Arena | West Lafayette, Ind.

- The Badgers claimed a signature win, knocking off No. 3 Purdue in Mackey Arena, 74-69.
- UW scored its 9th top-10 win under Greg Gard.
- In a game that featured 17 lead changes, Wisconsin used another comeback effort. Trailing by 7 with 11:12 to go in the second half, UW responded with a 10-1 run.
- UW held the Boilermakers to 69 points and 41.4% FG shooting, Purdue's 2nd-lowest mark of the season in both categories.
- UW turned the ball over just 7x (PUR had 12), while matching the Boilers on points in the paint (28-28) and second-chance points (12-12).
- Sophomore **Johnny Davis** scored 17 of UW's final 25 points (**Brad Davison** had the other 8).
 - Davis tallied a career-high 37 points, the most by a Badger since Frank Kaminsky scored a school-record 43 points in 2013. It was also the 3rd-highest total in a road game in school history.
 - Davis recorded a double-double for the second-straight game with a career-high 14 rebounds. He also added 3 assists, 2 blocks and 2 steals.
 - Per STATS, Davis is the first player to lead his team in points, rebounds, assists, blocks and steals in a road win over an AP top 5 team since Wake Forest's Tim Duncan did so in a win at No. 5 Maryland on Feb. 1, 1997.
- **Brad Davison** scored 15 points (3-6 3FGs).

HISTORY VS. IOWA

- Overall: Series tied, 85-85
- In Madison: UW leads, 53-30
- Gard vs. Iowa: 3-6
- Active Streak: IOWA won last 4



LAST 25 MEETINGS (UW leads 15-10)

| Date | Rank | Result | Score | Location |
|----------|-------|--------|-------|--------------|
| 1/28/07 | 2/-- | W | 57-46 | Iowa City |
| 2/10/07 | 4/-- | W | 74-62 | Madison |
| 1/5/08 | 25/-- | W | 64-51 | Madison |
| 2/6/08 | 8/-- | W | 60-54 | Iowa City |
| 1/21/09 | --/-- | L+ | 69-73 | Iowa City |
| 2/11/09 | --/-- | W | 69-52 | Madison |
| 3/3/10 | 15/-- | W | 67-40 | Madison |
| 2/9/11 | 13/-- | W+ | 62-59 | Iowa City |
| 12/31/11 | 11/-- | L | 65-72 | Madison |
| 2/23/12 | 16/-- | L | 66-67 | Iowa City |
| 1/19/13 | --/-- | L | 66-70 | Iowa City |
| 2/6/13 | --/-- | W++ | 74-70 | Madison |
| 1/5/14 | 4/22 | W | 75-71 | Madison |
| 2/22/14 | 16/15 | W | 79-74 | Iowa City |
| 1/20/15 | 6/25 | W | 82-50 | Madison |
| 1/31/15 | 5/-- | W | 74-63 | Iowa City |
| 2/24/16 | --/8 | W | 67-59 | Iowa City |
| 3/2/17 | 22/-- | L | 57-59 | Madison |
| 1/23/18 | --/-- | L | 67-85 | Iowa City |
| 11/30/18 | 22/14 | W | 72-66 | Iowa City |
| 3/7/19 | 21/-- | W | 64-45 | Madison |
| 1/27/20 | --/19 | L | 62-68 | Iowa City |
| 2/18/21 | 21/11 | L | 62-77 | Madison |
| 3/7/21 | 25/5 | L | 73-77 | Iowa City |
| 3/12/21 | --/5 | L | 57-62 | Indianapolis |

+ overtime | ++ double overtime

LAST MEETING

IOWA 62, WISCONSIN 57

March 12, 2021 | Lucas Oil Stadium | Indianapolis, Ind.

- Wisconsin led by 6 at halftime, but the Badgers couldn't quite put Iowa away in the quarterfinals of the 2021 Big Ten Tournament at Lucas Oil Stadium in Indianapolis, falling 62-57.
- The game featured 9 lead changes and 5 ties, as neither team led by more than 6 in the second half. But a 9:10-minute, second-half drought from the Badgers without a field goal allowed the Hawkeyes to gain the lead for good.
- UW held Iowa to just 2-for-20 from 3FG, while Wisconsin was 7-for-17 from deep.
- D'Mitrik Trice led the Badgers with 19 points. Micah Potter scored 17 points and grabbed 8 rebounds.
- **Brad Davison** chipped in 10 points (2-5 3FGs), 3 rebounds and 3 assists.
- Luka Garza led the Hawkeyes with 24 points and 9 rebounds. Jordan Bohannon (11) and Joe Wieskamp (10) rounded out the double-digit scorers.

JOHNNY DAVIS

"LEGIT NATIONAL PLAYER OF THE YEAR CANDIDATE"

Sophomore **Johnny Davis** has established himself as one of the best players in college basketball. His resume this season includes MVP honors at the Maui Invitational and a 37-point, 14-rebound virtuoso performance in a win at No. 3 Purdue.

- Davis ranks 2nd in the nation in scoring at 22.3 point per game.
- Davis' 22.3 scoring average would rank as the 4th-best single effort in school history (page 8).
- Wisconsin has not had a player average 20 points per game since Michael Finley averaged 20.5 ppg in the 1994-95 season. Finley averaged 20-plus points in 3 consecutive seasons for the Badgers (1993, 1994, 1995).
- Coincidentally, Wisconsin will be raising Finley's #24 into the Kohl Center rafters on Feb. 20.
- Davis leads the Badgers in points (22.3 ppg), rebounds (7.2 rpg), assists (2.6 apg) and steals (1.5 spg). He also ranks 2nd with 9 blocks.
- Davis has scored at least 20 points in 5 straight games, the first Badger to do so since Alando Tucker had 7 consecutive 20-point games in 2007.
- Davis has scored 20+ in 8 of his last 9 games.
- Davis has also scored at least 15 points in all 11 games he has played in this season.
- He is just the 3rd Badger in the last 20 seasons (since 2002-03) to score at least 15 points in 11 straight games. Devin Harris (15 straight in 2003-04) and Jon Leuer (12 straight in 2010-11) are the only others.
- In scoring 37 points at Purdue, Davis posted:
 - The most points by a Badger since Frank Kaminsky scored a school-record 43 points . North Dakota on Nov. 19, 2013. It was also the 10th-best single-game scoring performance in school history overall.
 - The 3rd-highest total in a road game in school history (Michael Finley, 42 at Eastern Michigan on Dec. 10, 1994; Jordan Taylor, 39 at Indiana on March 3, 2011).
 - Per STATS, Davis is the first player to lead his team in points, rebounds, assists, blocks and

DAVIS MIDSEASON RESUME

- Wooden Award Midseason Top 25
- Maui Invitational MVP
- Big Ten Player of the Week (11/29)

KENPOM PLAYER OF THE YEAR

- 2022 KenPom.com National Player of the Year Standings (as of Jan. 4).

| PLAYER | RATING |
|-----------------------------------|--------------|
| 1. EJ Liddell, Ohio State | 1.728 |
| 2. Oscar Tshiebwe, Kentucky | 1.446 |
| 3. Kofi Cockburn, Illinois | 1.411 |
| 4. Keegan Murray, Iowa | 1.403 |
| 5. Johnny Davis, Wisconsin | 1.363 |
| 6. Zach Edey, Purdue | 1.324 |
| 7. Chet Holmgren, Gonzaga | 1.306 |
| 8. Orlando Robinson, Fresno St. | 1.304 |
| 9. Drew Timme, Gonzaga | 1.294 |
| 10. Trayce Jackson-Davis, Indiana | 1.275 |

steals in a road win over an AP top 5 team since Wake Forest's Tim Duncan did so in a win at No. 5 Maryland on Feb. 1, 1997.

- When facing ranked opponents this season, Davis has averaged 30.3 ppg: 37 at #3 Purdue, 30 vs. #12 Houston; 24 at #21 Ohio State.
- Davis grabbed a career-high 14 rebounds at Purdue, posting his second double-double in as many games. He posted 20 points and 11 rebounds vs. Illinois State (12/29).
- Davis leads UW in rebounds (7.3 rpg)
- Davis also leads the team in assists (28) and steals (17). His 1.5 steals per game ranks 6th in the Big Ten.
- Davis is shooting 80.6% from the free throw line, going 54-for-67 on the season (including 15-for-15 during the Maui Invitational).
- Davis draws a team-high 5.6 fouls per game.
- The Badgers are 10-1 with Davis in the lineup, dropping a game to Providence when he was out with a lower-body injury.

- After averaging 7.0 ppg as a freshman last season, Davis is enjoying one of the biggest scoring jumps in the Big Ten this season.

Big Ten Scoring Increases, 2020-21 to 2021-22

| Increase | Player (School) | 2021 | 2022 |
|-------------|----------------------------|------------|-------------|
| 17.3 | Keegan Murray (Iowa) | 7.2 | 24.5 |
| 15.3 | Johnny Davis (Wis.) | 7.0 | 22.3 |
| 8.6 | Clifford Omoruyi (Rut) | 3.8 | 12.4 |
| 7.6 | Gabe Brown (MSU) | 7.2 | 14.8 |

- On his way to claiming Maui Invitational Tournament MVP, Davis put together a 3-game stretch during which he averaged 23.7 points (47.2% FG, 46.2% 3FG, 15-15 FT) and 6.7 rebounds per game, which was highlighted by a career-high 30-point game vs. #12 Houston (11/23).

- Davis' 71 pts in 3 Maui Invite games broke Wisconsin's tournament record of 48 set by Trevon Hughes (2009) & Happ (2016).

WHAT THEY'RE SAYING ABOUT JOHNNY DAVIS

"Johnny Davis with one of the best individual performances we've seen in a long time in the Big Ten (at Purdue) ... Incredible effort. **Might be the Wooden Award frontrunner.**"

- Jeff Borzello (ESPN)

"**As good of a road performance in the Big Ten as I've seen in over 15 years on this beat.**"

- Jon Rothstein (CBS)

"Johnny Davis is a **legit National Player of the Year candidate.**"

- Jeff Goodman (Stadium)

"That performance from Johnny Davis was the 'I am the **No. 1 contender for National Player of the Year**' statement. Just a ridiculous game."

- Sam Vecenie (The Athletic)

"**Johnny Davis gets the ball to his spot anytime he wants to.** He has size, plays with change of pace, has the ability to use screens on and off the ball and can rise above the defense."

- Seth Greenberg (ESPN)



CHARTING THE BADGERS

LED UW IN SCORING

| | 2021-22 | Career |
|--------------|---------|-----------|
| Brad Davison | 3 (2-1) | 28 (21-7) |
| Johnny Davis | 8 (7-1) | 10 (9-1) |
| Steven Crowl | 2 (2-0) | 2 (2-0) |
| Tyler Wahl | 0 (0-0) | 1 (1-0) |

LED UW IN REBOUNDING

| | 2021-22 | Career |
|---------------|---------|----------|
| Johnny Davis | 6 (5-1) | 12 (9-3) |
| Tyler Wahl | 2 (2-0) | 11 (6-5) |
| Brad Davison | 1 (0-1) | 9 (4-5) |
| Steven Crowl | 3 (3-0) | 3 (2-0) |
| Chris Vogt | 3 (3-0) | 3 (3-0) |
| Ben Carlson | 1 (1-0) | 1 (1-0) |
| Jahcobi Neath | 1 (1-0) | 1 (1-0) |

LED UW IN ASSISTS

| | 2021-22 | Career |
|----------------|---------|------------|
| Brad Davison | 6 (6-0) | 35 (19-16) |
| Johnny Davis | 7 (6-1) | 10 (8-2) |
| Tyler Wahl | 3 (3-0) | 7 (6-1) |
| Chucky Hepburn | 6 (5-1) | 6 (5-1) |
| Steven Crowl | 3 (2-1) | 3 (2-1) |
| Jahcobi Neath | 1 (1-0) | 1 (1-0) |

LED UW IN MINUTES

| | 2021-22 | Career |
|----------------|---------|------------|
| Brad Davison | 4 (3-1) | 44 (32-12) |
| Johnny Davis | 6 (5-1) | 6 (5-1) |
| Tyler Wahl | 4 (3-1) | 4 (3-1) |
| Chucky Hepburn | 1 (1-0) | 1 (1-0) |

Record in those contests in parentheses

2021-22 LINEUP RECORD

| | |
|--|------|
| Hepburn, Davison, Davis, Wahl, Crowl | 10-1 |
| Hepburn, Davison, Neath, Wahl, Crowl | 1-0 |
| Hepburn, Davison, Wahl, Carlson, Crowl | 0-1 |

ACTIVE WIN/LOSS STREAKS

| | |
|------------------------------|--------|
| Overall | Won 3 |
| Vs. Unranked teams (AP) | Won 7 |
| Vs. Ranked teams (AP) | Won 1 |
| At Home | Won 4 |
| At Home vs. Big Ten | Won 1 |
| At Home vs. ranked Big Ten | Lost 4 |
| At Home vs. unranked Big Ten | Won 6 |
| At Home vs. non-conference | Won 3 |
| At Home vs. ranked opp. | Lost 2 |
| On Road | Won 1 |
| On Road vs. Big Ten | Won 1 |
| On Road vs. ranked opp. | Won 1 |
| On Road vs. unranked opp. | Won 3 |
| Neutral | Won 3 |
| Neutral vs. ranked opp. | Won 1 |
| Neutral vs. unranked opp. | Won 4 |

WISCONSIN'S IRONMAN DAVISON

Senior **Brad Davison** is back for a 5th season and playing an integral role bridging the experience with the youth of this season's roster.

- Named Big Ten Co-Player of the Week on Dec. 6, Davison is enjoying the finest offensive season of his career, ranked 2nd on UW and 19th in the Big Ten avg 14.5 ppg.
- Davison also ranks 4th for the Badgers in rebounds (4.1 rpg), 3rd in assists (25) and leads the team with a 2.5 assist-to-turnover ratio (25 assists, 10 turnovers).
- Davison already has a trio of 20-point efforts this season, including a season-high 27 points at Georgia Tech. Those were just the latest in a career full of signature performances.

DAVISON'S TOP-5 SCORING OUTINGS

- 30 pts (8 3s) at Nebraska in 2020
- 30 pts (7 3s) vs Michigan State in 2018
- 29 pts (5 3s) vs. N. Carolina in 2021 NCAAAs
- **27 pts (5 3s) at Georgia Tech in 2021**
- 26 pts (6 3s) at Western Kentucky in 2019
- Davison is 4th in the Big Ten, averaging a career-best 2.5 triples per contest this season, while shooting 34.4% from behind the arc. He is also 3rd in the Big Ten shooting 86.3% (44-51) at the FT line.
- For his career, Davison ranks 5th in UW history shooting 83.6% at the charity stripe.
- Davison has been an ironman during his Wisconsin career, appearing in all 140 games he has been eligible (136 straight).
- Davison's durability included a reoccurring shoulder injury as a freshman in 2018-19 when he first dislocated his shoulder during a game against Baylor (11/20/18). He was back in the lineup the next night against UCLA, the first of 29 consecutive starts to end the year despite the fact he re-injured his shoulder on 5 other occasions during that season.
- During a game vs. Michigan State on Feb. 25, 2018, Davison separated his shoulder during the second half and returned to score 10 of his career-high 30 points after the injury.
- Davison has now climbed up to 8th place on Wisconsin's all-time scoring list and needs 185 points to pass Rick Olson to move into 7th:

CAREER POINTS

| | | | |
|-----|--------------|---------------------|---------------------|
| 6. | 1,745 | Claude Gregory | 1978-81 |
| 7. | 1,736 | Rick Olson | 1983-86 |
| 8. | 1,552 | Brad Davison | 2017-present |
| 9. | 1,545 | Trent Jackson | 1986-89 |
| 10. | 1,533 | Jordan Taylor | 2009-12 |

- Davison also ranks in UW's career annals for:
 - **3rd** - Games Started (137)
 - **2nd** - 3-Pt Field Goals (255)
 - **1st** - 3-Pt Field Goal Att. (706)
 - **3rd** - Minutes Played (4,436)
 - **5th** - Free Throw % (.835, 341-408)
 - **10th** - Steals (141)

ALL-TOURNEY TYLER

"Tyler Wahl is one of the best defenders in the country. The box score doesn't truly indicate his value." - Jay Bilas, ESPN

- Wahl had ESPN's Jay Bilas singing his praises after an All-Tournament Team performance during the Maui Invitational in Las Vegas.
- In 3 games, Wahl averaged 11.0 ppg, including a career-high 18 points in the championship game against Saint Mary's.
- Wahl also averaged 5.3 rebounds per game with 4 steals and 5 blocks (4 blk in title game).
- In UW's win over Indiana (12/8), Wahl grabbed a season-high 12 rebounds, while also stuffing the stat sheet with 7 pts, 3 ast, 3 blk and 1 stl.
- With 16 blocks this season, Wahl leads UW and ranks 9th in the B1G averaging 1.2 bpg.
- On the year, Wahl ranks 3rd on the team in scoring (8.9 ppg) and 2nd in rebounding (5.0 rpg). He is also 4th in assists (17) and 3rd in steals (10).
- Wahl has improved in each of his 3 seasons:

Wahl Year-by Year

| Year | PPG | RPG | FG% | FT% |
|------|------------|------------|-------------|-------------|
| 2019 | 2.6 | 2.6 | .430 | .389 |
| 2020 | 5.2 | 4.3 | .436 | .567 |
| 2021 | 8.9 | 5.0 | .453 | .714 |

DE-FENSE! DE-FENSE!

Wisconsin has stifled its opponents this season, holding the opposition to an average of 63.6 points per game, 41.8 FG% and 33.7% 3FG.

- UW ranks 4th in the Big Ten in scoring defense. UW has led the B1G in Scoring D in 4 of 6 years under Gard, including the last 2.
- UW is 62-7 under Gard when holding foes below 60 points (5-0 this season).
- UW ranks 33rd in the nation in Ken Pomeroy's Adjusted Defensive Efficiency (15th last year), allowing 92.0 points per 100 possessions.
- Only 5 of UW's 13 opponents have finished better than 1.0 points per possession, and only Illinois State surpassed 1.05 PPP.
- After allowing a first-half, season-high 42 pts (54.8% FG) vs. Indiana (12/8), Wisconsin limited Indiana to just 17 second-half points. IU shot just 22.6% FG in the 2H (including 0-5 3FG).
- UW allowed 3pts the final 8:59 of the game, including zero points in the final 3:00.
- UW held #12 Houston (11/23) to 20 1H pts, its fewest in a half this year (previous low 29).
- In a 72-34 win vs. Green Bay (11/12), UW allowed the fewest pts of the Greg Gard era.
- UW limited Green Bay (11/12) to 23.5% FG, the lowest opponent FG% since UW held Virginia to 23.4% FG back on Dec. 4, 2013.
- GB's 23.5% FG marked the 4th-lowest mark ever by a UW opponent in the Kohl Center.

2021-22 BIG TEN STANDINGS

| Team | Conf. | Overall |
|------------------------|------------|-------------|
| Michigan State (#10) | 3-0 | 12-2 |
| Ohio State (#13) | 3-0 | 9-2 |
| Illinois (RV) | 3-0 | 10-3 |
| Wisconsin (#23) | 2-1 | 11-2 |
| Rutgers | 2-1 | 8-5 |
| Northwestern | 1-1 | 8-3 |
| Purdue (#3) | 1-2 | 12-2 |
| Minnesota (RV) | 1-2 | 10-2 |
| Iowa (RV) | 1-2 | 11-3 |
| Indiana | 1-2 | 10-3 |
| Penn State | 1-2 | 6-5 |
| Michigan | 1-2 | 7-6 |
| Maryland | 0-2 | 8-5 |
| Nebraska | 0-3 | 6-8 |

RECORDS THRU JAN. 4, 2022

AP TOP 25 (WEEK 9 - 1/3/21)

| Team | Record | Points |
|---------------------|-------------|------------|
| 1 Baylor (61) | 13-0 | 1525 |
| 2 Duke | 11-1 | 1447 |
| 3 Purdue | 12-1 | 1376 |
| 4 Gonzaga | 11-2 | 1336 |
| 5 UCLA | 8-1 | 1287 |
| 6 Kansas | 11-1 | 1237 |
| 7 USC | 12-0 | 1015 |
| 8 Arizona | 11-1 | 1013 |
| 9 Auburn | 12-1 | 976 |
| 10 Michigan State | 12-2 | 934 |
| 11 Iowa State | 12-1 | 896 |
| 12 Houston | 12-2 | 849 |
| 13 Ohio State | 9-2 | 819 |
| 14 Texas | 11-2 | 640 |
| 15 Alabama | 10-3 | 589 |
| 16 Providence | 13-1 | 560 |
| Kentucky | 11-2 | 560 |
| 18 Tennessee | 9-3 | 519 |
| 19 Villanova | 9-4 | 437 |
| 20 Colorado State | 10-0 | 386 |
| 21 LSU | 12-1 | 371 |
| 22 Xavier | 11-2 | 270 |
| 23 Wisconsin | 10-2 | 221 |
| 24 Seton Hall | 9-3 | 174 |
| 25 Texas Tech | 10-2 | 142 |

Others receiving votes: Illinois 74, Oklahoma 71, Loyola (Chicago) 40, UConn 39, West Virginia 6, Iowa 5, San Francisco 3, Davidson 3, Minnesota 3, Creighton 2

ALL-NEW BACKCOURT

Wisconsin has debuted a new backcourt this season, handing the reins over to true freshmen **Chucky Hepburn** and **Lorne Bowman II**.

- The duo is averaging 11.1 ppg, with Hepburn scoring 7.3 ppg and Bowman at 3.8 ppg.
- The two are maintaining a 1.3 assist-to-turnover ratio with 33 dimes and 26 turnovers.
- Big Ten Co-Freshman of the Week (12/6), Hepburn posted career highs in points (15) and assists (6) in UW's win vs. Marquette.
 - Averaging 7.3 ppg, Hepburn is tied for the team lead in assists (29) and 2nd in steals (15). Hepburn also ranks 2nd with a 1.7 assist-to-turnover ratio (29 assists and 17 turnovers).
 - Hepburn is shooting 84.6% (22-26) at the free throw line, including 4-for-4 the final 0:23 to clinch UW's comeback win vs. Indiana (12/8).
- Bowman, who has missed 3 games due to illness, is shooting a team-high 52.9% from 3-point range, going 9-for-17 from distance.
 - In his first career game at Wisconsin (11/9), Bowman went 3-for-4 from 3-point range.

MAUI INVITATIONAL CHAMPS

Wisconsin claimed its first-ever Maui Invitational championship last week in Las Vegas.

- UW is the 6th Big Ten school to win the Maui Invitational and the first since Illinois in 2012.
- **Johnny Davis** was named tournament MVP after averaging 23.7 points and 6.7 rebounds per game, which was highlighted by a career-high 30 points vs. #12 Houston.
- **Tyler Wahl** averaged 11.0 ppg and 5.3 rpg to earn All-Tournament honors.

WISCONSIN 69, TEXAS A&M 58

- Trailing by as many as 16 in the first half, UW used two big runs of 15-1 and 15-3 to take the lead never look back in the win.
- Davis tallied a career-high 20 points and 9 rebounds, with Davison adding 19 points (6-6 FT) and 7 rebounds.

WISCONSIN 65, #12 HOUSTON 63

- Wisconsin held Houston to just 20 first-half points and earned its highest-ranked win since winning at #12 Michigan State, 85-76, on Dec. 25, 2020.
- UW jumped to a 13-0 lead and shot a season-high 49.6% FG (57.1% in 1H). The Badgers turned it over just 9 times. Houston entered averaging 17.0 forced TOs per game.
- Davis scored a career-high 30 points, while Davison and Wahl added 9 points apiece.

WISCONSIN 61, SAINT MARY'S 55

- UW erased a 10-point second-half deficit (37-27 with 15:58 left), its largest second-half comeback since beating NC State in 2018.
- Davis had 20 points and 7 rebounds, while Tyler Wahl added a career-high 18 points, 5 rebounds and 4 blocks.

NEW FACES, NEW PLACES

Wisconsin has plenty of new faces, plus familiar ones in new places, that are making their mark:

- UW's roster features 12 underclassmen, tied with Nebraska for most in the Big Ten. It marks UW's largest group of underclassmen in at least 20 years (going back to 2001-02).
- Freshman G **Chucky Hepburn** became the first true freshman to start in a season opener for Wisconsin since Devin Harris in 2001-02.
 - He also became just the 5th UW freshman to score in double figures (13 points) in the season opener since 2000.
- Sophomore G **Johnny Davis**, a starter for the first time in his career, leads UW with 22.3 ppg, 7.2 rpg and 29 assists. He also paces the team in steals (17).
- Sophomore F **Steven Crowl** is averaging 8.5 points and 4.8 rebounds per game this season.
- 4 different Badgers have made their first career start this season: **Chucky Hepburn**, **Ben Carlson**, **Steven Crowl** and **Johnny Davis**.

WISCONSIN BASKETBALL RECORD BOOK WATCH

INDIVIDUAL CAREER

| POINTS | | | | |
|--------|-------|------------------|--------------|-----------|
| 1. | 2,217 | Alando Tucker | | 2003-07 |
| 2. | 2,147 | Michael Finley | | 1992-95 |
| 3. | 2,130 | Ethan Happ | | 2016-19 |
| 4. | 1,857 | Nigel Hayes | | 2014-17 |
| 5. | 1,854 | Danny Jones | | 1987-90 |
| 6. | 1,745 | Claude Gregory | | 1978-81 |
| 7. | 1,736 | Rick Olson | | 1983-86 |
| 8. | 1,552 | Brad Davison | 2017-present | |
| 9. | 1,545 | Trent Jackson | | 1986-89 |
| 10. | 1,533 | Jordan Taylor | | 2009-12 |
| 11. | 1,532 | Mike Wilkinson | | 2002-05 |
| 12. | 1,459 | Bronson Koenig | | 2014-17 |
| 13. | 1,458 | Frank Kaminsky | | 2012-15 |
| 14. | 1,454 | Kirk Penney | | 2000-03 |
| 15. | 1,430 | D'Mitrik Trice | | 2016-2021 |
| 16. | 1,425 | Devin Harris | | 2002-04 |
| 17. | 1,408 | Clarence Sherrod | | 1969-71 |
| 18. | 1,405 | Cory Blackwell | | 1982-84 |
| 19. | 1,376 | Jon Leuer | | 2008-11 |
| 20. | 1,363 | Sam Dekker | | 2013-15 |

| 3-POINT FIELD GOALS | | | | |
|---------------------|-----|----------------|--------------|-----------|
| 1. | 270 | Bronson Koenig | | 2014-17 |
| 2. | 255 | Brad Davison | 2017-present | |
| 3. | 244 | D'Mitrik Trice | | 2016-2021 |
| 4. | 235 | Ben Brust | | 2011-14 |
| 5. | 227 | Tim Locum | | 1988-91 |
| 6. | 217 | Kirk Penney | | 2000-03 |
| 7. | 213 | Michael Finley | | 1992-95 |
| 8. | 212 | Jason Bohannon | | 2007-10 |
| 9. | 193 | Trent Jackson | | 1986-89 |
| 10. | 187 | Devin Harris | | 2002-04 |

| 3-POINT FIELD GOAL ATTEMPTS | | | | |
|-----------------------------|-----|----------------|--------------|-----------|
| 1. | 706 | Brad Davison | 2017-present | |
| 2. | 695 | Bronson Koenig | | 2014-17 |
| 3. | 641 | D'Mitrik Trice | | 2016-2021 |
| 4. | 631 | Michael Finley | | 1992-95 |
| 5. | 606 | Ben Brust | | 2011-14 |
| 6. | 561 | Kirk Penney | | 2000-03 |

| STEALS | | | | |
|--------|-----|-------------------|--------------|---------|
| 8. | 164 | Devin Harris | | 2002-04 |
| 9. | 151 | Trent Jackson | | 1986-89 |
| 10. | 141 | Brad Davison | 2017-present | |
| 11. | 133 | Hennssy Auriantal | | 1996-99 |
| | 133 | Nigel Hayes | | 2014-17 |
| 13. | 131 | Claude Gregory | | 1978-81 |

| FREE THROW PCT. (MIN. 175 FTAS) | | | | |
|---------------------------------|------|--------------------------|--------------|---------|
| 1. | .870 | Rick Olson (260-299) | | 1983-86 |
| 2. | .856 | Tim Locum (166-194) | | 1988-91 |
| 3. | .848 | Jason Bohannon (228-269) | | 2007-10 |
| 4. | .837 | Josh Gasser (292-349) | | 2011-15 |
| 5. | .836 | Brad Davison (341-408) | 2017-present | |
| 6. | .817 | Wes Matthews (273-334) | | 1978-80 |
| 7. | .814 | Bronson Koenig (193-237) | | 2014-17 |

| GAMES STARTED | | | | |
|---------------|-----|----------------|--------------|-----------|
| 1. | 144 | Josh Gasser | | 2011-15 |
| 2. | 139 | Ethan Happ | | 2016-19 |
| 3. | 137 | Brad Davison | 2017-present | |
| 4. | 126 | Alando Tucker | | 2003-07 |
| 5. | 116 | Mike Kelley | | 1998-01 |
| 6. | 112 | Rick Olson | | 1983-86 |
| | 112 | Michael Finley | | 1992-95 |
| | 112 | Nigel Hayes | | 2014-17 |
| 9. | 109 | Andy Kowske | | 1998-01 |
| | 109 | Danny Jones | | 1987-90 |
| 11. | 108 | Joe Chernelich | | 1977-80 |
| | 108 | D'Mitrik Trice | | 2016-2021 |
| 13. | 100 | Trévon Hughes | | 2007-10 |

| GAMES PLAYED | | | | |
|--------------|-----|-----------------|--------------|---------|
| 1. | 150 | Nigel Hayes | | 2014-17 |
| 2. | 148 | Josh Gasser | | 2011-15 |
| | 148 | Bronson Koenig | | 2014-17 |
| 4. | 144 | Frank Kaminsky | | 2012-15 |
| 5. | 143 | D'Mitrik Trice | | 2018-21 |
| 6. | 141 | Brad Davison | 2017-present | |
| 7. | 139 | Ethan Happ | | 2016-19 |
| 8. | 136 | Joe Krabbenhoft | | 2006-09 |
| | 136 | Jordan Taylor | | 2009-12 |
| 10. | 135 | Jason Bohannon | | 2007-10 |
| | 135 | Khalil Iverson | | 2016-19 |

| MINUTES PLAYED | | | | |
|----------------|-------|----------------|--------------|-----------|
| 1. | 4,774 | Josh Gasser | | 2011-15 |
| 2. | 4,446 | Nigel Hayes | | 2014-17 |
| 3. | 4,436 | Brad Davison | 2017-present | |
| 4. | 4,297 | Alando Tucker | | 2003-07 |
| 5. | 4,125 | D'Mitrik Trice | | 2016-2021 |
| 6. | 4,115 | Ethan Happ | | 2016-19 |
| 7. | 4,075 | Bronson Koenig | | 2014-17 |
| 8. | 4,023 | Mike Wilkinson | | 2002-05 |
| 9. | 3,962 | Rick Olson | | 1983-86 |
| 10. | 3,950 | Jordan Taylor | | 2009-12 |

| COACHING WINS, OVERALL | | | | |
|------------------------|----------------|-----------------------------------|--|--|
| 1. | 364-130 (.737) | Bo Ryan (2002-15) | | |
| 2. | 265-267 (.498) | Harold Foster (1935-59) | | |
| 3. | 246-99 (.712) | Walter Meanwell (1912-17, '21-34) | | |
| 4. | 130-72 (.644) | Greg Gard (2016-present) | | |
| 5. | 128-165 (.437) | Steve Yoder (1983-92) | | |
| 6. | 100-114 (.467) | John Erickson (1960-68) | | |
| 7. | 94-68 (.580) | Dick Bennett (1996-00) | | |

| COACHING WINS, BIG TEN | | | | |
|------------------------|----------------|-----------------------------------|--|--|
| 1. | 172-68 (.717) | Bo Ryan (2002-15) | | |
| 2. | 158-80 (.660) | Walter Meanwell (1912-17, '21-34) | | |
| 3. | 143-182 (.440) | Harold Foster (1935-59) | | |
| 4. | 71-46 (.607) | Greg Gard (2016-present) | | |
| 5. | 52-74 (.413) | John Erickson (1960-68) | | |

INDIVIDUAL SEASON

| SCORING AVERAGE | | | | |
|-----------------|------|------------------|---------|---------|
| 1. | 23.8 | Clarence Sherrod | | 1970-71 |
| 2. | 22.7 | Joe Franklin | | 1967-68 |
| 3. | 22.4 | Clarence Sherrod | | 1969-70 |
| 4. | 22.3 | Johnny Davis | 2021-22 | |
| 5. | 22.1 | Michael Finley | | 1992-93 |
| 6. | 20.5 | Michael Finley | | 1994-95 |

TEAM SEASON

| FEWEST TURNOVERS PER GAME - TEAM | | | | |
|----------------------------------|-----|-----------------|---------|---------|
| 1. | 7.4 | 296 in 40 games | | 2014-15 |
| 2. | 7.6 | 258 in 34 games | | 2010-11 |
| 3. | 8.1 | 307 in 38 games | | 2013-14 |
| 4. | 8.2 | 106 in 13 games | 2021-22 | |
| 5. | 8.8 | 289 in 33 games | | 2009-10 |
| 6. | 8.9 | 320 in 36 games | | 2011-12 |

| FREE THROW PERCENTAGE - TEAM | | | | |
|------------------------------|----------------|--|--|---------|
| 1. | .818 (436-533) | | | 2010-11 |
| 2. | .768 (364-474) | | | 2020-21 |
| 3. | .766 (196-256) | | | 2021-22 |
| 4. | .764 (353-462) | | | 2019-20 |
| 5. | .763 (584-765) | | | 2014-15 |
| 6. | .758 (413-545) | | | 1983-84 |

INDIVIDUAL SINGLE GAME

| 3-POINT FIELD GOALS | | | | |
|---------------------|---|-----------------------------|--|----------|
| 1. | 8 | Bronson Koenig vs. Va. Tech | | 3/16/17 |
| | 8 | Brad Davison at Nebraska | | 2/15/20 |
| 3. | 7 | 15 times; Most recent: | | |
| | | D'Mitrik Trice vs. Oklahoma | | 11/22/18 |

BIG TEN RECORDS – CAREER

| COACHING WINS, BIG TEN | | | | |
|------------------------|---------------|-----------------------|--------------|--------------|
| 31. | 86-68 (.558) | O.B. Cowles, MINN | | 1948-59 |
| 32. | 83-89 (.483) | Jim Dutcher, MINN | | 1975-86 |
| 33. | 81-48 (.628) | Mark Turgeon, MD | | 2011-19 |
| 34. | 72-41 (.637) | Bucky O'Connor, IOWA | | 1952-58 |
| 35. | 71-46 (.607) | Greg Gard, WIS | 2016-present | |
| | 70-150 (.318) | Bill Carmody, NU | | 2000-13 |
| 37. | 69-90 (.434) | Rollie Williams, IOWA | | 1930-43, '51 |
| | 69-85 (.448) | Forrest Anderson, MSU | | 1954-65 |
| 38. | 67-59 (.532) | John Kundla, MINN | | 1959-68 |



THE GARD FILE

■ Career Record (7th Season): 130-72 (.644)

- Record at Wisconsin (7th Season): 130-72 (.644)
- Big Ten Record (7th Season): 71-46 (.607)
- NCAA Tournament Appearances/Record: 4 / 5-4 (.556)
- Hometown: Cobb, Wis.
- Alma Mater: UW-Platteville, 1995 (Physical & Health Ed)
Master's Degree: UW-Platteville, 2007 (Counselor Ed)
- Family: Wife, Michelle
Daughters, Mackenzie and Peyton; Son, Isaac

COACHING EXPERIENCE

| Position | School | Years |
|-------------------|------------------------|--------------|
| Assistant Coach | Southwestern (Wis.) HS | 1990-93 |
| Assistant Coach | Platteville (Wis.) HS | 1993-94 |
| Assistant Coach | UW-Platteville | 1993-99 |
| Assistant Coach | UW-Milwaukee | 1999-01 |
| Assoc. Head Coach | Wisconsin | 2001-15 |
| Head Coach | Wisconsin | 2015-Present |

CAREER HIGHLIGHTS

| Date | Highlight |
|----------------|--|
| Dec. 15, 2015 | Assumed role of interim head coach upon the retirement of Bo Ryan |
| Dec. 23, 2015 | First career win, 84-79, vs. Green Bay |
| Jan. 2, 2016 | First Big Ten win, 79-57, vs. Rutgers |
| Jan. 17, 2016 | First ranked win, 77-76, vs. #4 MSU |
| Jan. 26, 2016 | UW claimed 82-79 overtime win over eventual Big Ten champion #19 Indiana |
| Feb. 13, 2016 | First road win over ranked team, 70-57, at #2 Maryland |
| March 7, 2016 | Officially named Wisconsin head coach |
| March 18, 2016 | First NCAA tournament win, 47-43, against 10th-seeded Pittsburgh |
| April 4, 2016 | Jim Phelan National Coach of the Year |
| March 18, 2017 | Led UW to its fourth-ever win over No. 1 team in the nation with a 65-62 victory over top-seeded Villanova in NCAA tournament second round |
| Feb. 15, 2018 | UW tallied sixth top-10 win in three seasons under Gard (#6 Purdue, 57-53) |
| Jan. 19, 2019 | UW earned fourth win vs. top-5 team under Gard (#2 Michigan, 64-54) |
| Jan. 3, 2020 | UW won at #5 Ohio State, 61-47 |

Greg Gard, a coaching veteran of 30-plus years, enters his seventh season leading the Wisconsin men's basketball program in 2021-22 after proving himself as one of the best head coaches in the Big Ten. Gard earned 2020 Big Ten Coach of the Year honors after leading the Badgers to the regular season conference championship in 2019-20.

Wisconsin's incredible postseason success hasn't wavered on Gard's watch either, participating in the NCAA tournament in five of his first six seasons (Big Ten automatic qualifier status in canceled 2020 Big Dance, due to COVID pandemic). Most recently in 2020-21, Gard led the Badgers to an NCAA tournament first-round win over North Carolina, advancing UW to the second round of the NCAA tournament for the fifth time in its last six trips to The Big Dance.

Gard's postseason ledger includes a pair of Sweet 16 appearances in each of his first two seasons at the helm. In fact, Gard is just the third coach in the last 20 years to pilot his team to the Sweet 16 in each of his first two seasons, joining UCLA's Steve Lavin (1996-97) and Gonzaga's Mark Few (2000-01).

In his first six seasons as head coach, Gard posted a record of 119-70, the second-fastest (157 games) Wisconsin coach to 100 overall wins in the NCAA tournament era. He also guided UW to a conference record of 69-45. His .605 conference win percentage ranked eighth among Big Ten coaches the last 40 years.

After initially taking over on an interim basis midway through the 2015-16 season, Gard would go on to win the Jim Phelan National Coach of the Year Award that season and was officially named head coach of the Badgers on March 7, 2016. Through six seasons, Gard has already risen to fifth on the school's all-time wins list and owns the third-best win percentage in Wisconsin program history.

The 2020-21 season brought unprecedented challenges due to the global COVID-19 pandemic, but the leadership of Gard and his staff helped navigate the Badgers to an NCAA tournament appearance. The Badgers finished the season 18-13 overall (10-10 Big Ten), highlighted with an 85-62 win over North Carolina in the first round of the NCAA tournament.

Gard's leadership during the 2019-20 season might have been his best. After opening 5-5 overall and 5-5 in the Big Ten, Wisconsin won nine of its last 10

games, including its final eight games of the season to win a share of the 2020 conference championship and claim the No. 1 seed for the later canceled Big Ten tournament. During that run, UW knocked off No. 14 Michigan State, won at No. 19 Michigan and closed the season with a win at Indiana to clinch the title.

In his inaugural season as head coach, Gard led the Badgers to the 2016 NCAA Tournament Sweet 16, becoming just the second-ever first-year coach to win the Jim Phelan National Coach of the Year award. He followed that up by leading UW to the fifth-highest single-season win total in school history (27-10) and making a second-consecutive visit to the Sweet 16.

Gard's Badgers would follow that up with another 12-6 conference campaign in 2017, finishing second in both the regular season and the Big Ten tourney. UW capped off its 27-win season with a signature win in the NCAA tournament, knocking off the nation's No. 1 team Villanova, 65-62, to advance to the Sweet 16.

In 2018-19, Gard piloted the Badgers back to the Big Dance, posting a 23-11 overall record and 14-6 in the Big Ten. UW won 14 conference games for just the 3rd time in school history.

During his tenure as head coach, Gard has helped a pair of players reach first-team All-Big Ten status: Nigel Hayes in 2016 and third-team All-American Ethan Happ received the distinction in both 2017, 2018 and 2019.

Gard served as an assistant at Wisconsin for 14-plus seasons, including the final seven as the associate head coach. Gard served as the Badgers' recruiting coordinator in addition to constructing future game schedules and director of the Badger Boys Basketball Camps.

Gard helped guide the Badgers to back-to-back Final Fours in 2014 and 2015, and in 2015 UW reached its first national championship game since 1941.

In fact, Gard has been on the bench for each of the top 13 winningest seasons at Wisconsin.

Prior to coming to Wisconsin in 2001, Gard spent the previous two seasons as Ryan's assistant at UW-Milwaukee. Previously, Gard served as an assistant coach to Ryan at UW-Platteville from 1993-99. During Gard's years on the Pioneer staff, UW-Platteville compiled a 161-13 (.925) record and won three NCAA Division III titles, five straight Wisconsin Intercollegiate Athletic Conference (WIAC) championships and appeared in six consecutive NCAA tournaments.

GARD YEAR-BY-YEAR

| Year | School | Record | Pct. | Conf. | Record | Place | Postseason |
|---------------------------|-----------|---------------|---------------|---------|--------------|---------------|---------------------------|
| 2015-16 | Wisconsin | 15-8 | .652 | Big Ten | 12-6 | T-3rd | NCAA Sweet 16 |
| 2016-17 | Wisconsin | 27-10 | .730 | Big Ten | 12-6 | T-2nd | NCAA Sweet 16 |
| 2017-18 | Wisconsin | 15-18 | .455 | Big Ten | 7-11 | 9th | -- |
| 2018-19 | Wisconsin | 23-11 | .676 | Big Ten | 14-6 | 4th | NCAA First Round |
| 2019-20 | Wisconsin | 21-10 | .677 | Big Ten | 14-6 | T-1st | Postseason canceled |
| 2020-21 | Wisconsin | 18-12 | .600 | Big Ten | 10-10 | -- | NCAA Second Round |
| 2021-22 | Wisconsin | 11-2 | .846 | Big Ten | 2-1 | -- | |
| Totals (7 seasons) | | 130-72 | (.644) | | 71-46 | (.607) | 4 NCAA appearances |

GARD vs. DIVISION I TEAMS

| Team | Home | Away | Neut. | Total | Team | Home | Away | Neut. | Total |
|---------------------|------|------|-------|-------|----------------------|--------------|--------------|--------------|---------------|
| Arkansas-Pine Bluff | 1-0 | 0-0 | 0-0 | 1-0 | North Carolina | 0-0 | 0-0 | 1-1 | 1-1 |
| Baylor | 1-0 | 0-0 | 0-2 | 0-2 | North Carolina State | 1-0 | 0-1 | 0-0 | 1-1 |
| Central Arkansas | 1-0 | 0-0 | 0-0 | 1-0 | Northwestern | 3-2 | 3-1 | 1-0 | 6-3 |
| Chicago State | 2-0 | 0-0 | 0-0 | 2-0 | Notre Dame | 0-0 | 0-0 | 0-1 | 0-1 |
| Coppin State | 1-0 | 0-0 | 0-0 | 1-0 | Ohio State | 3-2 | 2-2 | 0-0 | 5-4 |
| Creighton | 0-0 | 0-1 | 0-0 | 0-1 | Oklahoma | 1-0 | 0-0 | 1-0 | 2-0 |
| Eastern Illinois | 2-0 | 0-0 | 0-0 | 2-0 | Oregon | 0-0 | 0-0 | 0-1 | 0-1 |
| Florida | 0-0 | 0-0 | 0-1 | 0-1 | Penn State | 3-0 | 4-1 | 1-0 | 8-1 |
| Florida A&M | 1-0 | 0-0 | 0-0 | 1-0 | Pittsburgh | 0-0 | 0-0 | 1-0 | 1-0 |
| Georgetown | 0-0 | 0-0 | 1-0 | 1-0 | Prairie View A&M | 1-0 | 0-0 | 0-0 | 1-0 |
| Georgia Tech | 0-0 | 1-0 | 0-0 | 1-0 | Providence | 0-0 | 0-0 | 0-0 | 0-1 |
| Grambling State | 1-0 | 0-0 | 0-0 | 1-0 | Purdue | 2-2 | 1-5 | 0-0 | 3-7 |
| Green Bay | 6-0 | 0-0 | 0-0 | 6-0 | Rhode Island | 1-0 | 0-0 | 0-0 | 1-0 |
| Houston | 0-0 | 0-0 | 1-0 | 1-0 | Rider | 1-0 | 0-0 | 0-0 | 1-0 |
| Houston Baptist | 1-0 | 0-0 | 0-0 | 1-0 | Richmond | 0-0 | 0-0 | 0-1 | 0-1 |
| Idaho State | 1-0 | 0-0 | 0-0 | 1-0 | Rutgers | 4-0 | 1-2 | 1-0 | 6-2 |
| Illinois | 3-2 | 4-1 | 0-0 | 7-3 | St. Francis Brooklyn | 1-0 | 0-0 | 0-0 | 1-0 |
| Illinois State | 1-0 | 0-0 | 0-0 | 1-0 | Saint Mary's | 0-0 | 0-0 | 1-1 | 1-1 |
| Indiana | 6-0 | 2-2 | 1-0 | 9-2 | Savannah State | 1-0 | 0-0 | 0-0 | 1-0 |
| Iowa | 1-2 | 2-3 | 0-1 | 3-6 | South Carolina State | 1-0 | 0-0 | 0-0 | 1-0 |
| Louisville | 1-0 | 0-0 | 0-0 | 1-0 | Stanford | 0-0 | 0-0 | 1-0 | 1-0 |
| Loyola | 1-0 | 0-0 | 0-0 | 1-0 | Syracuse | 1-0 | 0-0 | 0-0 | 1-0 |
| Marquette | 2-1 | 1-2 | 0-0 | 3-3 | Temple | 0-0 | 0-1 | 0-0 | 0-1 |
| Maryland | 3-2 | 2-2 | 1-0 | 6-4 | Tennessee | 0-0 | 1-0 | 1-0 | 2-0 |
| UMass Lowell | 1-0 | 0-0 | 0-0 | 1-0 | Texas A&M | 0-0 | 0-0 | 1-0 | 1-0 |
| McNeese State | 1-0 | 0-0 | 0-0 | 1-0 | UCLA | 0-0 | 0-0 | 0-1 | 0-1 |
| Michigan | 3-2 | 1-3 | 0-1 | 4-6 | Villanova | 0-0 | 0-0 | 1-0 | 1-0 |
| Michigan State | 2-2 | 1-4 | 0-2 | 3-8 | Virginia | 0-0 | 0-1 | 0-1 | 0-2 |
| Milwaukee | 2-0 | 0-0 | 0-0 | 2-0 | Virginia Tech | 0-0 | 0-0 | 1-0 | 1-0 |
| Minnesota | 4-1 | 3-1 | 0-0 | 7-2 | Western Kentucky | 1-0 | 0-1 | 0-0 | 1-1 |
| Nebraska | 3-1 | 4-1 | 1-1 | 8-3 | Xavier | 0-1 | 1-0 | 1-0 | 2-1 |
| New Mexico | 0-0 | 0-0 | 0-1 | 0-1 | Yale | 1-0 | 0-0 | 0-0 | 1-0 |
| Nicholls | 1-0 | 0-0 | 0-0 | 1-0 | | | | | |
| | | | | | Total | 78-21 | 34-35 | 18-16 | 130-72 |

Junior | Guard | 6-4 | 196
Toronto, Ontario | Crestwood Prep (Wake Forest)



| | SEASON | CAREER |
|--------------|--------|--------|
| GP/GS | 6/1 | 56/10 |
| 10+ POINTS: | 0 | 6 |
| 20+ POINTS: | 0 | 0 |
| 3+ FGS MADE: | 0 | 12 |
| 2+ ASSISTS: | 1 | 28 |
| 2+ STEALS: | 1 | 8 |
| 20+ MINUTES: | 1 | 21 |
| 1,000 FT %: | 2 | 12 |

Jahcobi Neath begins his first season with the Badgers after transferring from Wake Forest. The Toronto, Ontario native played the last two seasons for the Demon Deacons and had an immediate impact as a true freshman in 2019-20. Neath played in 30 games and started five, averaging 5.3 points and 2.2 assists per game his first season, shooting 42.2 percent from the floor, including 48 percent from 3-point range. Last season as a sophomore, Neath played in 20 games for Wake Forest and made four starts. He averaged 3.8 points and 1.7 assists in 15.8 minutes per game. Neath represented Canada at the U18 and U19 levels, playing internationally at the 2019 FIBA U19 World Cup. In high school, he played at Crestwood Prep in Toronto and led the Lions to the 2019 national championship, averaging 26 points, seven rebounds and four assists per game his senior season.

- **NICHOLLS (12/15/21):** Made his first start at Wisconsin, finishing with 9 points and a career-high 7 rebounds, plus 2 assists.
- Played a career-high 34 minutes in a matchup against Pittsburgh (3/10/20) where he scored 6 points, secured 4 rebounds, and added 6 assists.
- Posted back-to-back 16-point contests against Georgia Tech (2/19/20) and Duke (2/25/20).

POINTS: 9 vs. Nicholls (12/15/21)
FIELD GOALS: 3 vs. Nicholls (12/15/21)
FG ATTEMPTS: 6 vs. Nicholls (12/15/21)
3-POINT FGS: 1 vs. Nicholls (12/15/21)
3-POINT FGAS: 2 vs. Marquette (12/4/21)
FREE THROWS: 2 (2x) MR vs. Nicholls (12/15/21)
FT ATTEMPTS: 2 (3x) MR vs. Nicholls (12/15/21)
REBOUNDS: 7 vs. Nicholls (12/15/21)
ASSISTS: 2 vs. Nicholls (12/15/21)
BLOCKS: --
STEALS: 2 vs. Marquette (12/4/21)
MINUTES: 27 vs. Nicholls (12/15/21)

POINTS: 16 (2x) MR vs. Duke (2/25/20)*
FIELD GOALS: 5 (2x) MR vs. Longwood (11/27/20)*
FG ATTEMPTS: 10 (2x) MR at BC (2/10/21)*
3-POINT FGs: 2 (2x) MR at NC State (1/27/21)*
3-POINT FGAS: 5 at Virginia Tech (2/27/21)*
FREE THROWS: 9 vs. Duke (2/25/20)*
FT ATTEMPTS: 12 vs. Duke (2/25/20)*
REBOUNDS: 7 vs. Nicholls (12/15/21)
ASSISTS: 6 (3x) MR vs. Del. St (11/25/20)*
BLOCKS: 1 (3x) MR vs. Duke (2/17/21)*
STEALS: 3 vs. Catawba (12/31/20)*
MINUTES: 34 vs. Pittsburgh (3/10/20)
 *recorded at Wake Forest

| Opponent | Date | gs | min | Total | | 3-Pointers | | Free throws | | Rebounds | | | | | | | | | | | | | |
|----------------------|----------|----|-----|--------|------|------------|-------|-------------|-------|----------|-----|-----|-----|-----|---|-----|-----|-----|-----|-----|-----|--|--|
| | | | | fg-fga | pct | 3fg-3fga | pct | ft-fita | pct | off | def | tot | avg | pf | a | t/o | blk | stl | pts | avg | | | |
| ST. FRANCIS BROOKLYN | 11/09/21 | | 18 | 1-5 | .200 | 0-0 | .000 | 2-2 | 1.000 | 2 | 0 | 2 | 2.0 | 0 | 0 | 1 | 0 | 0 | 4 | 4.0 | | | |
| at Georgia Tech | 12/01/21 | | 6 | 1-3 | .333 | 0-1 | .000 | 0-0 | .000 | 0 | 0 | 0 | 1.0 | 0 | 0 | 0 | 0 | 0 | 2 | 3.0 | | | |
| MARQUETTE | 12/04/21 | | 9 | 0-3 | .000 | 0-2 | .000 | 1-2 | .500 | 0 | 1 | 1 | 1.0 | 3 | 1 | 0 | 0 | 2 | 1 | 2.3 | | | |
| at Ohio St. | 12/11/21 | | 6 | 0-1 | .000 | 0-0 | .000 | 0-0 | .000 | 0 | 1 | 1 | 1.0 | 0 | 1 | 0 | 0 | 0 | 0 | 1.8 | | | |
| NICHOLLS ST. | 12/15/21 | * | 27 | 3-6 | .500 | 1-1 | 1.000 | 2-2 | 1.000 | 2 | 5 | 7 | 2.2 | 3 | 2 | 0 | 1 | 1 | 9 | 3.2 | | | |
| at Purdue | 01/03/22 | | 2 | 0-1 | .000 | 0-1 | .000 | 1-2 | .500 | 0 | 1 | 1 | 2.0 | 1 | 0 | 0 | 0 | 0 | 1 | 2.8 | | | |
| Totals | | | 1 | 68 | 5-19 | .263 | 1-5 | .200 | 6-8 | .750 | 4 | 8 | 12 | 2.0 | 7 | 4 | 1 | 1 | 3 | 17 | 2.8 | | |

Games played: 6
Minutes/game: 11.3
Points/game: 2.8
FG Pct: 26.3
3FG Pct: 20.0
FT Pct: 75.0

Rebounds/game: 2.0
Assists/game: 0.7
Turnovers/game: 0.2
Assist/turnover ratio: 4.0
Steals/game: 0.5
Blocks/game: 0.2

| Overall | 3-Point | | | | | | | | | | Rebounding | | | | | | | | | |
|--------------|--------------|-----------------|---------------|-------------|--------------|-------------|--------------|-------------|--------------|------------|------------|-------------|------------|-----------|----------|-----------|----------------|--|--|--|
| Year | GP-GS | Min/Avg | FG-FGA | Pct | FG-FGA | Pct | FT-FTA | Pct | Off-Def | Tot | Avg | PF-FO | Ast | TO | Blk | Stl | Pts/Avg | | | |
| 2019-20* | 30-5 | 554/18.5 | 54-128 | .422 | 12-25 | .480 | 38-65 | .585 | 7-49 | 56 | 1.9 | 49-0 | 67 | 53 | 1 | 15 | 158/5.3 | | | |
| 2020-21* | 20-4 | 316/15.8 | 25-70 | .357 | 6-27 | .222 | 19-21 | .905 | 4-31 | 35 | 1.8 | 28-0 | 33 | 35 | 2 | 9 | 75/3.8 | | | |
| 2021-22 | 6-1 | 68/11.3 | 5-19 | .263 | 1-5 | .200 | 6-8 | .750 | 4-8 | 12 | 2.0 | 7-0 | 4 | 1 | 1 | 3 | 17/2.8 | | | |
| Total | 56-10 | 938/16.8 | 84-217 | .387 | 19-57 | .333 | 63-94 | .670 | 15-88 | 103 | 1.8 | 84-0 | 104 | 89 | 4 | 27 | 250/4.5 | | | |

*at Wake Forest

| Conference | | | 3-Point | | | | | Rebounding | | | | | | | | | |
|--------------|-------------|-----------------|---------------|-------------|--------------|-------------|--------------|-------------|-------------|-----------|------------|-------------|-----------|-----------|----------|-----------|----------------|
| Year | GP-GS | Min/Avg | FG-FGA | Pct | FG-FGA | Pct | FT-FTA | Pct | Off-Def | Tot | Avg | PF-FO | Ast | TO | Blk | Stl | Pts/Avg |
| 2019-20* | 20-4 | 366/18.3 | 38-86 | .442 | 10-18 | .556 | 29-46 | .630 | 6-30 | 36 | 1.8 | 36-0 | 42 | 31 | 0 | 8 | 115/5.8 |
| 2020-21* | 17-3 | 252/14.8 | 16-50 | .320 | 6-26 | .231 | 9-11 | .818 | 3-21 | 24 | 1.4 | 20-0 | 25 | 30 | 2 | 4 | 47/2.8 |
| 2021-22 | 2-0 | 8/4.0 | 0-2 | .000 | 0-1 | .000 | 1-2 | .500 | 0-2 | 2 | 1.0 | 1-0 | 1 | 0 | 0 | 0 | 1/0.5 |
| Total | 39-7 | 626/16.1 | 54-138 | .391 | 16-45 | .356 | 39-59 | .661 | 9-53 | 62 | 1.6 | 57-0 | 68 | 61 | 2 | 12 | 163/4.2 |

*Atlantic Coast Conference (ACC)

1 |

JOHNNY DAVIS

Sophomore | Guard | 6-5 | 194

La Crosse, Wis. | La Crosse Central High School



Twitter: @JonathanCDavis1 | Instagram: @johnnydavis

INDIVIDUAL BENCHMARKS

| | SEASON | CAREER |
|------------------|--------|--------|
| GP/GS | 11/11 | 42/11 |
| 10+ POINTS: | 11 | 20 |
| 20+ POINTS: | 8 | 8 |
| 2+ 3-PTERS MADE: | 5 | 6 |
| 3+ ASSISTS: | 5 | 9 |
| 5+ REBOUNDS: | 9 | 21 |
| LED UW IN PTS: | 9 | 11 |
| LED UW IN REB: | 6 | 12 |

GET TO KNOW JOHNNY

It didn't take long for Johnny Davis to become a key contributor for Wisconsin as a freshman, and the guard from La Crosse, Wisconsin is poised to step into a key role in his second season. Davis played in all 31 games last year for the Badgers, averaging 24.4 minutes per game (fifth-most on the team). The 6-foot-5 guard averaged 7.0 points and 4.1 rebounds per game last season, including a season-high 17 points (6-7 FG, 4-4 3FG) in a win over Penn State. A four-star recruit by Rivals, Johnny Davis was named Wisconsin Mr. Basketball as a senior at La Crosse Central. He finished his high school career as Central's all-time leading scorer with 2,158 points. Along with brother and fellow Badger, Jordan, he helped lead Central to the WIAA Division 2 state tournament each of their three years on the varsity team, capturing the state title in 2017. On the football field, Davis was a first-team all-state starter at quarterback, passing for 6,572 yards and 56 touchdowns, while rushing for more than 2,000 yards and scoring another 34 touchdowns on the ground.

HONORS

- 2021 Maui Invitational Tournament MVP
- Big Ten Player of the Week (11/29/21)
- Gold medal with USA at 2021 FIBA U19 World Cup
- 2020 Wisconsin Mr. Basketball
- 2017 WIAA Division 2 State Champion (basketball)

TOP SEASON PERFORMANCES

- **#3 PURDUE (1/3/22):** Career-high 37 points, plus career-best 14 rebounds, 3 ast, 2 blk, 2 stl in road win
- **INDIANA (12/8/21):** Scored 25 points, including the go-ahead 3 with 1:18 remaining, to lead UW in a 22-point comeback win.
- **MARQUETTE (12/4/21):** Team-high 25 points, shooting 9-for-14 FG, plus 5 rebounds in the win.
- **#12 HOUSTON (11/23/21):** Then career-high 30 points to lead UW to an upset win at Maui Inv.

SEASON HIGHS

POINTS: 37 at Purdue (1/3/22)
FIELD GOALS: 13 at Purdue (1/3/22)
FG ATTEMPTS: 24 at Purdue (1/3/22)
3-POINT FGs: 4 vs. Houston (11/23/21)
3-POINT FGAS: 7 (2x) MR at Ohio State (12/11/21)
FREE THROWS: 9 at Purdue (1/3/22)
FT ATTEMPTS: 12 at Purdue (1/3/22)
REBOUNDS: 14 at Purdue (1/3/22)
ASSISTS: 5 (2x) MR at Ga Tech (12/1/21)
BLOCKS: 2 (2x) MR at Purdue (1/3/22)
STEALS: 4 vs. Houston (11/23/21)
MINUTES: 38 (3x) MR at Purdue (1/3/22)

CAREER HIGHS

POINTS: 37 at Purdue (1/3/22)
FIELD GOALS: 13 at Purdue (1/3/22)
FG ATTEMPTS: 24 at Purdue (1/3/22)
3-POINT FGs: 4 (2x) MR vs. Houston (11/23/21)
3-POINT FGAS: 7 (2x) MR at Ohio State (12/11/21)
FREE THROWS: 9 at Purdue (1/3/22)
FT ATTEMPTS: 12 at Purdue (1/3/22)
REBOUNDS: 14 at Purdue (1/3/22)
ASSISTS: 5 (2x) MR at Ga Tech (12/1/21)
BLOCKS: 2 (5x) MR at Purdue (1/3/22)
STEALS: 4 (2x) MR vs. Houston (11/23/21)
MINUTES: 41 vs. Indiana (1/7/21)

GAME-BY-GAME STATISTICS

| Opponent | Date | gs | min | Total | | 3-Pointers | | Free throws | | Rebounds | | | pf | a | t/o | blk | stl | pts | avg | | |
|----------------------|----------|----|-----|--------|--------|------------|-------|-------------|-------|----------|-----|-----|-----|-----|-----|-----|-----|-----|------|------|------|
| | | | | fg-fga | pct | 3fg-fga | pct | ft-fa | pct | off | def | tot | | | | | | | | avg | |
| ST. FRANCIS BROOKLYN | 11/09/21 | * | 26 | 6-15 | .400 | 2-6 | .333 | 1-2 | .500 | 1 | 2 | 3 | 3.0 | 0 | 5 | 0 | 0 | 2 | 15 | 15.0 | |
| GREEN BAY | 11/12/21 | * | 25 | 5-16 | .313 | 0-3 | .000 | 5-6 | .833 | 2 | 3 | 5 | 4.0 | 1 | 2 | 0 | 1 | 15 | 15.0 | | |
| vs Texas A&M | 11/22/21 | * | 38 | 8-18 | .444 | 1-5 | .200 | 4-4 | 1.000 | 3 | 6 | 9 | 5.7 | 1 | 2 | 3 | 0 | 2 | 21 | 17.0 | |
| vs Houston | 11/23/21 | * | 37 | 10-18 | .556 | 4-7 | .571 | 6-6 | 1.000 | 0 | 4 | 4 | 5.3 | 1 | 1 | 2 | 2 | 4 | 30 | 20.3 | |
| vs Saint Mary's (CA) | 11/24/21 | * | 32 | 7-17 | .412 | 1-1 | 1.000 | 5-5 | 1.000 | 2 | 5 | 7 | 5.6 | 1 | 1 | 3 | 0 | 1 | 20 | 20.2 | |
| at Georgia Tech | 12/01/21 | * | 37 | 4-9 | .444 | 2-4 | .500 | 5-8 | .625 | 2 | 4 | 6 | 5.7 | 2 | 5 | 4 | 1 | 1 | 15 | 19.3 | |
| MARQUETTE | 12/04/21 | * | 30 | 9-14 | .643 | 1-1 | 1.000 | 6-8 | .750 | 0 | 5 | 5 | 5.6 | 1 | 1 | 1 | 1 | 0 | 25 | 20.1 | |
| INDIANA | 12/08/21 | * | 37 | 8-17 | .471 | 1-3 | .333 | 6-7 | .857 | 1 | 8 | 9 | 6.0 | 1 | 1 | 3 | 1 | 0 | 23 | 20.5 | |
| at Ohio St. | 12/11/21 | * | 38 | 11-22 | .500 | 2-7 | .286 | 0-0 | .000 | 1 | 6 | 7 | 6.1 | 4 | 3 | 1 | 0 | 3 | 24 | 20.9 | |
| ILLINOIS ST. | 12/29/21 | * | 42 | 6-22 | .273 | 0-3 | .000 | 8-9 | .889 | 2 | 8 | 10 | 6.5 | 3 | 5 | 3 | 1 | 1 | 20 | 20.8 | |
| at Purdue | 01/03/22 | * | 38 | 13-24 | .542 | 2-5 | .400 | 9-12 | .750 | 1 | 13 | 14 | 7.2 | 2 | 3 | 3 | 2 | 2 | 37 | 22.3 | |
| Totals | | | 11 | 380 | 87-192 | .453 | 16-45 | .356 | 55-67 | .821 | 15 | 64 | 79 | 7.2 | 17 | 29 | 23 | 9 | 17 | 245 | 22.3 |

Games played: 11
Minutes/game: 34.5
Points/game: 22.3
FG Pct: 45.3
3FG Pct: 35.6
FT Pct: 82.1

Rebounds/game: 7.2
Assists/game: 2.6
Turnovers/game: 2.1
Assist/turnover ratio: 1.3
Steals/game: 1.5
Blocks/game: 0.8

CAREER STATISTICS

| Overall | | | | | 3-Point | | | | Rebounding | | | | | | | | | | | |
|------------|-------|-----------|---------|------|---------|------|--------|------|------------|-----|------|-------|-----|----|-----|-----|----------|--|--|--|
| Year | GP-GS | Min/Avg | FG-FGA | Pct | FG-FGA | Pct | FT-FTA | Pct | Off-Def | Tot | Avg | PF-FO | Ast | TO | Blk | Stl | Pts/Avg | | | |
| 2020-21 | 31-0 | 753/24.3 | 86-195 | .441 | 14-36 | .389 | 32-44 | .727 | 34-94 | 128 | 4.1 | 66-0 | 35 | 34 | 18 | 34 | 218/7.0 | | | |
| 2021-22 | 11-11 | 376/34.2 | 87-193 | .451 | 16-46 | .348 | 55-67 | .821 | 16-64 | 80 | 7.3 | 17-0 | 28 | 22 | 9 | 17 | 245/22.3 | | | |
| Total | 42-11 | 1129/26.9 | 173-388 | .446 | 30-82 | .366 | 87-111 | .784 | 50-158 | 208 | 5.0 | 83-0 | 63 | 56 | 27 | 51 | 463/11.0 | | | |
| Conference | | | | | 3-Point | | | | Rebounding | | | | | | | | | | | |
| Year | GP-GS | Min/Avg | FG-FGA | Pct | FG-FGA | Pct | FT-FTA | Pct | Off-Def | Tot | Avg | PF-FO | Ast | TO | Blk | Stl | Pts/Avg | | | |
| 2020-21 | 20-0 | 503/25.2 | 52-127 | .409 | 9-26 | .346 | 21-29 | .724 | 22-56 | 78 | 3.9 | 48-0 | 19 | 23 | 10 | 26 | 134/6.7 | | | |
| 2021-22 | 3-3 | 113/37.7 | 32-63 | .508 | 5-15 | .333 | 15-19 | .789 | 3-27 | 30 | 10.0 | 7-0 | 7 | 7 | 3 | 5 | 84/28.0 | | | |
| Total | 23-3 | 616/26.8 | 84-190 | .442 | 14-41 | .341 | 36-48 | .750 | 25-83 | 108 | 4.7 | 55-0 | 26 | 30 | 13 | 31 | 218/9.5 | | | |

5 | TYLER WAHL

Junior | Forward | 6-9 | 221
Lakeville, Minn. | Lakeville North High School



Twitter: @tjwahl01 | Instagram: @tjwahl01

INDIVIDUAL BENCHMARKS

| | SEASON | CAREER |
|-----------------|--------|--------|
| GP/GS: | 13/13 | 75/34 |
| 10+ POINTS: | 4 | 9 |
| 20+ POINTS: | 0 | 0 |
| 5+ REBOUNDS: | 6 | 26 |
| 10+ REBOUNDS: | 0 | 3 |
| DOUBLE-DOUBLES: | 0 | 2 |
| 2+ BLOCKS: | 4 | 10 |
| LED UW IN PTS: | 0 | 1 |
| LED UW IN REB: | 1 | 8 |

GET TO KNOW TYLER

Junior forward Tyler Wahl has had an immediate impact at Wisconsin since stepping onto campus. Having now played in over 75 career games as a Badger, the Lakeville, Minnesota native played in all 31 games for the Badgers last season (18 starts). Averaging 5.2 points, 4.3 rebounds and 1.0 steals per game last year, one of Wahl's best games came when he led the Badgers in scoring for the first time in his career with 14 points, plus a team-high 6 rebounds and 2 assists in a win vs. Northwestern. As a prep senior at Lakeville North, Wahl averaged 18.0 points, 10.0 rebounds and 6.6 assists per game, leading the Panthers to a 27-5 record, the school's first-ever conference title, and an appearance in the Class AAAA state championship game. He earned back-to-back AP second-team All-State honors as a junior and senior, setting the school record for rebounds (905) and finishing third in Panther history with 1,397 points.

- HONORS
- 2021 Maui Invitational All-Tournament Team

- TOP SEASON PERFORMANCES
- **INDIANA (12/8/21):** Season-high 12 rebounds, plus 7 pts, 3 blk and 3 ast in UW's comeback win.
 - **SAINT MARY'S (11/24/21):** Scored a career-high 18 points in the Maui Invitational championship game, adding 5 rebounds and a career-high 4 blocks.
 - **PROVIDENCE (11/15/21):** Career-high 16 points (7-12 FG), plus 5 rebounds and 2 blocks.

SEASON HIGHS

POINTS: 18 (2x) MR vs. Illinois St (12/29/21)
FIELD GOALS: 7 vs. Providence (11/15/21)
FG ATTEMPTS: 12 vs. Providence (11/15/21)
3-POINT FGS: --
3-POINT FGAS: 3 at Ohio State (12/11/21)
FREE THROWS: 8 vs. Illinois St (12/29/21)
FT ATTEMPTS: 12 vs. Illinois St (12/29/21)
REBOUNDS: 12 vs. Indiana (12/8/21)
ASSISTS: 3 (2x) MR vs. Indiana (12/8/21)
BLOCKS: 4 vs. Saint Mary's (11/24/21)
STEALS: 3 vs. Texas A&M (11/22/21)
MINUTES: 36 (2x) MR vs. Saint Mary's (11/24/21)

CAREER HIGHS

POINTS: 18 (2x) MR vs. Illinois St (12/29/21)
FIELD GOALS: 7 vs. Providence (11/15/21)
FG ATTEMPTS: 12 vs. Providence (11/15/21)
3-POINT FGS: 2 (2x) MR vs. Northwestern (1/20/21)
3-POINT FGAS: 5 at Nebraska (2/10/21)
FREE THROWS: 8 vs. Illinois St (12/29/21)
FT ATTEMPTS: 12 vs. Illinois St (12/29/21)
REBOUNDS: 15 vs. Green Bay (12/1/20)
ASSISTS: 4 (2x) MR vs. Green Bay (12/1/20)
BLOCKS: 4 vs. Saint Mary's (11/24/21)
STEALS: 3 (4x) MR vs. Texas A&M (11/22/21)
MINUTES: 36 (3x) MR vs. Saint Mary's (11/24/21)

GAME-BY-GAME STATISTICS

| Opponent | Date | gs | min | Total | | 3-Pointers | | Free throws | | Rebounds | | | pf | a | t/o | blk | stl | pts | avg | |
|----------------------|----------|----|-----|-------|-------|------------|------|-------------|-------|----------|-----|-----|-----|-----|-----|-----|-----|-----|-----|-----|
| | | | | fg-ga | pct | 3fg-ga | pct | ft-fta | pct | off | def | tot | | | | | | | | avg |
| ST. FRANCIS BROOKLYN | 11/09/21 | * | 17 | 1-3 | .333 | 0-1 | .000 | 3-4 | .750 | 1 | 3 | 4 | 4.0 | 2 | 1 | 2 | 0 | 0 | 5 | 5.0 |
| GREEN BAY | 11/12/21 | * | 20 | 1-2 | .500 | 0-0 | .000 | 0-0 | .000 | 1 | 4 | 5 | 4.5 | 1 | 2 | 1 | 2 | 0 | 2 | 3.5 |
| PROVIDENCE | 11/15/21 | * | 36 | 7-12 | .583 | 0-2 | .000 | 2-3 | .667 | 3 | 2 | 5 | 4.7 | 4 | 0 | 1 | 2 | 0 | 16 | 7.7 |
| vs Texas A&M | 11/22/21 | * | 30 | 3-8 | .375 | 0-2 | .000 | 0-0 | .000 | 2 | 2 | 4 | 4.5 | 0 | 1 | 2 | 1 | 3 | 6 | 7.3 |
| vs Houston | 11/23/21 | * | 32 | 4-10 | .400 | 0-2 | .000 | 1-2 | .500 | 1 | 6 | 7 | 5.0 | 2 | 1 | 0 | 0 | 0 | 9 | 7.6 |
| vs Saint Mary's (CA) | 11/24/21 | * | 36 | 6-9 | .667 | 0-0 | .000 | 6-6 | 1.000 | 1 | 4 | 5 | 5.0 | 4 | 0 | 1 | 4 | 1 | 18 | 9.3 |
| at Georgia Tech | 12/01/21 | * | 33 | 4-8 | .500 | 0-0 | .000 | 1-3 | .333 | 0 | 3 | 3 | 4.7 | 2 | 1 | 0 | 2 | 1 | 9 | 9.3 |
| MARQUETTE | 12/04/21 | * | 34 | 2-9 | .222 | 0-2 | .000 | 1-1 | 1.000 | 2 | 3 | 5 | 4.8 | 1 | 3 | 0 | 1 | 0 | 5 | 8.8 |
| INDIANA | 12/08/21 | * | 28 | 2-7 | .286 | 0-1 | .000 | 3-4 | .750 | 3 | 9 | 12 | 5.6 | 2 | 3 | 0 | 3 | 1 | 7 | 8.6 |
| at Ohio St. | 12/11/21 | * | 23 | 1-7 | .143 | 0-3 | .000 | 1-1 | 1.000 | 0 | 1 | 1 | 5.1 | 3 | 2 | 2 | 1 | 1 | 3 | 8.0 |
| NICHOLLS ST. | 12/15/21 | * | 32 | 4-8 | .500 | 0-2 | .000 | 4-6 | .667 | 0 | 4 | 4 | 5.0 | 2 | 2 | 3 | 0 | 1 | 12 | 8.4 |
| ILLINOIS ST. | 12/29/21 | * | 37 | 5-8 | .625 | 0-0 | .000 | 8-12 | .667 | 1 | 5 | 6 | 5.1 | 1 | 0 | 1 | 0 | 1 | 18 | 9.2 |
| at Purdue | 01/03/22 | * | 21 | 3-4 | .750 | 0-1 | .000 | 0-0 | .000 | 1 | 3 | 4 | 5.0 | 5 | 1 | 1 | 0 | 1 | 6 | 8.9 |
| Totals | | | 13 | 379 | 43-95 | .453 | 0-16 | .000 | 30-42 | .714 | 16 | 49 | 65 | 5.0 | 29 | 17 | 14 | 16 | 116 | 8.9 |

Games played: 13
Minutes/game: 29.2
Points/game: 8.9
FG Pct: 45.3
3FG Pct: 0.0
FT Pct: 71.4

Rebounds/game: 5.0
Assists/game: 1.3
Turnovers/game: 1.1
Assist/turnover ratio: 1.2
Steals/game: 0.8
Blocks/game: 1.2

CAREER STATISTICS

| Overall | | | | | 3-Point | | | | Rebounding | | | | | | | | | |
|------------|-------|-----------|---------|------|---------|------|--------|------|------------|-----|-----|-------|-----|----|-----|-----|---------|--|
| Year | GP-GS | Min/Avg | FG-FGA | Pct | FG-FGA | Pct | FT-FTA | Pct | Off-Def | Tot | Avg | PF-FO | Ast | TO | Blk | Stl | Pts/Avg | |
| 2019-20 | 31-3 | 478/15.4 | 34-79 | .430 | 6-28 | .214 | 7-18 | .389 | 34-48 | 82 | 2.6 | 64-0 | 32 | 33 | 5 | 20 | 81/2.6 | |
| 2020-21 | 31-18 | 765/24.7 | 58-133 | .436 | 10-36 | .278 | 34-60 | .567 | 33-100 | 133 | 4.3 | 68-0 | 42 | 28 | 21 | 31 | 160/5.2 | |
| 2021-22 | 13-13 | 374/28.8 | 43-96 | .448 | 0-16 | .000 | 30-42 | .714 | 16-49 | 65 | 5.0 | 29-1 | 17 | 14 | 16 | 10 | 116/8.9 | |
| Total | 75-34 | 1617/21.6 | 135-308 | .438 | 16-78 | .200 | 71-120 | .592 | 83-197 | 280 | 3.7 | 161-1 | 91 | 75 | 42 | 61 | 357/4.8 | |
| Conference | | | | | 3-Point | | | | Rebounding | | | | | | | | | |
| Year | GP-GS | Min/Avg | FG-FGA | Pct | FG-FGA | Pct | FT-FTA | Pct | Off-Def | Tot | Avg | PF-FO | Ast | TO | Blk | Stl | Pts/Avg | |
| 2019-20 | 20-3 | 309/15.5 | 23-54 | .426 | 2-18 | .111 | 2-8 | .250 | 23-27 | 50 | 2.5 | 40-0 | 19 | 21 | 4 | 14 | 50/2.5 | |
| 2020-21 | 20-14 | 524/26.2 | 41-95 | .432 | 8-28 | .286 | 19-37 | .514 | 23-62 | 85 | 4.3 | 44-0 | 29 | 18 | 9 | 17 | 109/5.5 | |
| 2020-21 | 3-3 | 72/24.0 | 6-18 | .333 | 0-5 | .000 | 4-5 | .800 | 4-13 | 17 | 5.7 | 10-1 | 6 | 3 | 4 | 3 | 16/5.3 | |
| Total | 43-20 | 905/21.0 | 70-167 | .419 | 10-51 | .196 | 25-50 | .500 | 50-102 | 152 | 3.5 | 94-1 | 54 | 42 | 17 | 34 | 175/4.1 | |

20 | BEN CARLSON

Sophomore | Forward | 6-9 | 226
Woodbury, Minn. | East Ridge High School



Twitter: @ben_carlson20 | Instagram: @bencarlson20

INDIVIDUAL BENCHMARKS

| | | |
|--------------|--------|--------|
| | SEASON | CAREER |
| GP/GS: | 12/1 | 19/1 |
| 10+ POINTS: | 0 | 0 |
| 20+ POINTS: | 0 | 0 |
| 5+ REBOUNDS: | 2 | 2 |
| 2+ ASSISTS: | 1 | 2 |
| 2+ STEALS: | 0 | 0 |

GET TO KNOW BEN

A four-star recruit by ESPN, 247Sports and Rivals, sophomore forward Ben Carlson appeared in seven games last season before an injury sidelined him for the rest of the year. The Woodbury, Minnesota native scored 13 points in last year's season opener. A finalist for Minnesota Mr. Basketball as a high school senior, Carlson went down as one of the most decorated players in East Ridge High School history. The 6-foot-9 forward set school records for career points (2,004), rebounds (1,083) and blocked shots (145). Carlson also became the first player in program history to be nominated to the McDonalds All-American Game in 2020. His senior season, Carlson averaged 24.3 points and 11.7 rebounds per game while leading the Raptors to a 20-7 record and a conference title. As a junior, he led East Ridge to the Minnesota Class AA state tournament while averaging a double-double (16 ppg, 11.3 rpg). Off the court, Carlson was a member of National Honors Society.

- HONORS
- Four-star recruit (ESPN, 247 Sports, Rivals)
 - No. 88 in ESPN 100 (2020)
 - 2020 Mr. Minnesota Basketball finalist

- TOP CAREER PERFORMANCES
- **EASTERN ILLINOIS (11/25/20):** In his first game as a Badger, scored 13 points and recorded two rebounds, a block, and an assist. Played a season-high 17 minutes.
 - **ARK.-PINE BLUFF (11/27/20):** Scored three points and added two assists, two rebounds, and a block.

SEASON HIGHS

POINTS: 5 vs. Green Bay (11/12/21)
FIELD GOALS: 2 (4x) MR vs. Nicholls (12/15/21)
FG ATTEMPTS: 7 vs. Providence (11/15/21)
3-POINT FGS: --
3-POINT FGAS: 3 vs. Providence (11/15/21)
FREE THROWS: 1 (3x) MR at Ohio State (12/11/21)
FT ATTEMPTS: 2 (2x) MR at Ohio State (12/11/21)
REBOUNDS: 7 vs. Green Bay (11/12/21)
ASSISTS: 2 vs. Houston (11/23/21)
BLOCKS: 1 vs. Providence (11/15/21)
STEALS: --
MINUTES: 20 (2x) MR vs. Indiana (12/8/21)

CAREER HIGHS

POINTS: 13 vs. Eastern Illinois (11/25/20)
FIELD GOALS: 4 vs. Eastern Illinois (11/25/20)
FG ATTEMPTS: 7 vs. Providence (11/15/21)
3-POINT FGS: 1 vs. Eastern Illinois (11/25/20)
3-POINT FGAS: 3 vs. Providence (11/15/21)
FREE THROWS: 4 vs. Eastern Illinois (11/25/20)
FT ATTEMPTS: 4 (2x) MR vs. UAPB (11/27/20)
REBOUNDS: 5 vs. St. Francis Bkn (11/9/21)
ASSISTS: 2 (2x) MR vs. Houston (11/23/21)
BLOCKS: 1 (3x) MR vs. Providence (11/15/21)
STEALS: 1 vs. Green Bay (12/1/20)
MINUTES: 20 (2x) MR vs. Indiana (12/8/21)

GAME-BY-GAME STATISTICS

| Opponent | Date | gs | min | Total | | 3-Pointers | | Free throws | | Rebounds | | | pf | a | t/o | blk | stl | pts | avg | |
|----------------------|----------|----|-----|-------|------|------------|------|-------------|------|----------|-----|-----|-----|-----|-----|-----|-----|-----|-----|-----|
| | | | | fg | pct | fg | pct | ft | pct | off | def | tot | | | | | | | | |
| ST. FRANCIS BROOKLYN | 11/09/21 | 19 | 2-3 | .667 | 0-0 | .000 | 0-0 | .000 | 0-0 | .000 | 2 | 3 | 5 | 5.0 | 0 | 0 | 0 | 0 | 4 | 4.0 |
| GREEN BAY | 11/12/21 | 18 | 2-6 | .333 | 0-1 | .000 | 1-1 | 1.000 | 1 | 6 | 7 | 6.0 | 0 | 1 | 0 | 0 | 0 | 5 | 4.5 | |
| PROVIDENCE | 11/15/21 | 19 | 1-7 | .143 | 0-3 | .000 | 0-0 | .000 | 2 | 1 | 3 | 5.0 | 0 | 0 | 1 | 1 | 0 | 2 | 3.7 | |
| vs Texas A&M | 11/22/21 | 4 | 0-1 | .000 | 0-1 | .000 | 0-0 | .000 | 0 | 0 | 0 | 3.8 | 1 | 0 | 2 | 0 | 0 | 0 | 2.8 | |
| vs Houston | 11/23/21 | 12 | 2-3 | .667 | 0-1 | .000 | 0-0 | .000 | 0 | 2 | 2 | 3.4 | 0 | 2 | 0 | 0 | 0 | 4 | 3.0 | |
| vs Saint Mary's (CA) | 11/24/21 | 10 | 0-1 | .000 | 0-0 | .000 | 0-1 | .000 | 1 | 3 | 4 | 3.5 | 1 | 0 | 1 | 0 | 0 | 0 | 2.5 | |
| at Georgia Tech | 12/01/21 | 1 | 0-0 | .000 | 0-0 | .000 | 0-0 | .000 | 0 | 0 | 0 | 3.0 | 0 | 0 | 0 | 0 | 0 | 0 | 2.1 | |
| MARQUETTE | 12/04/21 | 4 | 1-1 | 1.000 | 0-0 | .000 | 0-0 | .000 | 0 | 0 | 0 | 2.6 | 0 | 0 | 0 | 0 | 0 | 2 | 2.1 | |
| INDIANA | 12/08/21 | 20 | 1-4 | .250 | 0-2 | .000 | 1-2 | .500 | 2 | 2 | 4 | 2.8 | 1 | 0 | 0 | 0 | 0 | 3 | 2.2 | |
| at Ohio St. | 12/11/21 | 13 | 0-3 | .000 | 0-2 | .000 | 1-2 | .500 | 0 | 2 | 2 | 2.7 | 1 | 0 | 0 | 0 | 0 | 1 | 2.1 | |
| NICHOLLS ST. | 12/15/21 | 9 | 2-5 | .400 | 0-1 | .000 | 0-0 | .000 | 2 | 2 | 4 | 2.8 | 0 | 0 | 0 | 0 | 0 | 4 | 2.3 | |
| at Purdue | 01/03/22 | 4 | 0-0 | .000 | 0-0 | .000 | 0-0 | .000 | 0 | 0 | 0 | 2.6 | 0 | 0 | 0 | 0 | 0 | 0 | 2.1 | |
| Totals | | 1 | 133 | 11-34 | .324 | 0-11 | .000 | 3-6 | .500 | 10 | 21 | 31 | 2.6 | 4 | 3 | 4 | 1 | 0 | 25 | 2.1 |

Games played: 12
Minutes/game: 11.1
Points/game: 2.1
FG Pct: 32.4
3FG Pct: 0.0
FT Pct: 50.0

Rebounds/game: 2.6
Assists/game: 0.3
Turnovers/game: 0.3
Assist/turnover ratio: 0.8
Blocks/game: 0.1

CAREER STATISTICS

| Overall | | 3-Point | | | | Rebounding | | | | | | | | | | | |
|---------|-------|----------|--------|------|--------|------------|--------|------|---------|-----|-----|-------|-----|----|-----|-----|---------|
| Year | GP-GS | Min/Avg | FG-FGA | Pct | FG-FGA | Pct | FT-FTA | Pct | Off-Def | Tot | Avg | PF-FO | Ast | TO | Blk | Stl | Pts/Avg |
| 2020-21 | 7-0 | 64/9.1 | 6-11 | .545 | 1-3 | .333 | 7-8 | .875 | 1-5 | 6 | 0.9 | 10-0 | 4 | 1 | 3 | 1 | 20/2.9 |
| 2021-22 | 12-1 | 133/11.1 | 11-34 | .324 | 0-11 | .000 | 3-6 | .500 | 10-21 | 31 | 2.6 | 4-0 | 3 | 4 | 1 | 0 | 25/2.1 |
| Total | 19-1 | 197/10.4 | 17-45 | .378 | 1-14 | .071 | 10-14 | .714 | 11-26 | 37 | 1.9 | 14-0 | 7 | 5 | 4 | 1 | 45/2.4 |

| Conference | | 3-Point | | | | Rebounding | | | | | | | | | | | |
|------------|-------|---------|--------|------|--------|------------|--------|------|---------|-----|-----|-------|-----|----|-----|-----|---------|
| Year | GP-GS | Min/Avg | FG-FGA | Pct | FG-FGA | Pct | FT-FTA | Pct | Off-Def | Tot | Avg | PF-FO | Ast | TO | Blk | Stl | Pts/Avg |
| 2020-21 | | | | | | | | | | | | | | | | | |
| 2021-22 | 3-0 | 36/12.0 | 1-7 | .143 | 0-4 | .000 | 2-4 | .500 | 2-4 | 6 | 2.0 | 2-0 | 0 | 0 | 0 | 0 | 4/1.3 |
| Total | 3-0 | 33/12.0 | 1-7 | .143 | 0-4 | .000 | 2-4 | .500 | 2-4 | 6 | 2.0 | 2-0 | 0 | 0 | 0 | 0 | 4/1.3 |

22

STEVEN CROWL

Sophomore | Forward | 7-0 | 234
Eagan, Minn. | Eastview High School



Twitter: @steven_crowl | Instagram: @stevencrowl

INDIVIDUAL BENCHMARKS

| | SEASON | CAREER |
|-----------------|--------|--------|
| GP/GS: | 13/13 | 25/13 |
| 10+ POINTS: | 5 | 5 |
| 20+ POINTS: | 1 | 1 |
| 5+ REBOUNDS: | 5 | 5 |
| 10+ REBOUNDS: | 0 | 0 |
| DOUBLE-DOUBLES: | 0 | 0 |
| LED UW IN PTS: | 2 | 2 |
| LED UW IN REB: | 3 | 3 |

GET TO KNOW STEVEN

Steven Crowl enters his second season in the Wisconsin program after appearing in 12 games last year as a true freshman. The 7-foot forward from Eagan, Minnesota scored his first points as a Badger in UW’s season opener against Eastern Illinois, while also grabbing his first career rebound. In the first round of the 2021 NCAA Tournament, Crowl played 3 minutes and grabbed 2 rebounds against North Carolina to help UW to an 85-62 win. A three-star recruit by 247Sports and Rivals, Crowl had a standout senior season at Eastview High School where he was a finalist for Minnesota Mr. Basketball finalist. One of the most decorated players in Eastview history, Crowl finished his prep career as the school’s all-time leading scorer (1,747 pts), rebounder (832 reb) and shot blocker (103 blk). The 6-foot-9 forward also set Eastview school records for career field-goal percentage (59% FG), rebounds in a season (332), rebounds in a game (19) and single-game field-goal percentage (90% FG). As a senior, he averaged 26.7 points and 12 rebounds per game, while also leading his team in assists (4.3 per contest). Crowl played travel basketball for D1 Minnesota, the same program as current Badger teammate Tyler Wahl.

HONORS

- Three-star recruit (247 Sports and Rivals)
- First-team South Suburban All-Conference 2019
- Section 3AAAA Player of the Year 2019
- 2020 Mr. Minnesota Basketball finalist

TOP SEASON PERFORMANCES

- ILLINOIS ST (12/29/21): Team-high 21 pts (7-8 FG, 2-2 3FG), plus 9 reb for a near double-double.
- MARQUETTE (12/4/21): Scored 15 points (6-9 FG, 2-3 3FG), while grabbing a team-high 8 rebounds.
- ST. FRANCIS BKN (11/9/21): Recorded a near double-double in his first career start, finishing with 11 points, 8 rebounds and 1 block.

SEASON HIGHS

POINTS: 21 vs. Illinois St (12/29/21)
FIELD GOALS: 7 (2x) MR vs. Illinois St (12/29/21)
FG ATTEMPTS: 11 vs. Green Bay (11/12/21)
3-POINT FGS: 2 (4x) MR vs. Illinois St (12/29/21)
3-POINT FGAS: 4 (3x) MR vs. Houston (11/23/21)
FREE THROWS: 5 vs. Illinois St (12/29/21)
FT ATTEMPTS: 7 vs. Illinois St (12/29/21)
REBOUNDS: 9 vs. Illinois St (12/29/21)
ASSISTS: 3 vs. Indiana (12/8/21)
BLOCKS: 1 (4x) MR vs. Marquette (12/4/21)
STEALS: 1 (3x) MR vs. Indiana (12/8/21)
MINUTES: 29 (2x) MR vs. Marquette (12/4/21)

CAREER HIGHS

POINTS: 21 vs. Illinois St (12/29/21)
FIELD GOALS: 7 (2x) MR vs. Illinois St (12/29/21)
FG ATTEMPTS: 11 vs. Green Bay (11/12/21)
3-POINT FGS: 2 (4x) MR vs. Illinois St (12/29/21)
3-POINT FGAS: 4 (3x) MR vs. Houston (11/23/21)
FREE THROWS: 5 vs. Illinois St (12/29/21)
FT ATTEMPTS: 7 vs. Illinois St (12/29/21)
REBOUNDS: 9 vs. Illinois St (12/29/21)
ASSISTS: 3 vs. Indiana (12/8/21)
BLOCKS: 1 (5x) MR vs. Marquette (12/4/21)
STEALS: 1 (3x) MR vs. Indiana (12/8/21)
MINUTES: 29 (2x) MR vs. Marquette (12/4/21)

GAME-BY-GAME STATISTICS

| Opponent | Date | gs | min | Total | | 3-Pointers | | Free throws | | Rebounds | | | pf | a | t/o | blk | stl | pts | avg | | |
|----------------------|----------|----|-----|--------|-------|------------|-------|-------------|-------|----------|-----|-----|-----|-----|-----|-----|-----|-----|-----|------|-----|
| | | | | fg-fga | pct | 3fg-fga | pct | ft-fa | pct | off | def | tot | | | | | | | | avg | |
| ST. FRANCIS BROOKLYN | 11/09/21 | * | 19 | 4-9 | .444 | 0-1 | .000 | 3-3 | 1.000 | 3 | 5 | 8 | 8.0 | 0 | 0 | 2 | 1 | 0 | 11 | 11.0 | |
| GREEN BAY | 11/12/21 | * | 22 | 7-11 | .636 | 2-4 | .500 | 2-2 | 1.000 | 3 | 4 | 7 | 7.5 | 0 | 0 | 0 | 0 | 0 | 18 | 14.5 | |
| PROVIDENCE | 11/15/21 | * | 23 | 1-10 | .100 | 0-4 | .000 | 2-2 | 1.000 | 0 | 4 | 4 | 6.3 | 2 | 2 | 1 | 0 | 0 | 4 | 11.0 | |
| vs Texas A&M | 11/22/21 | * | 29 | 4-9 | .444 | 2-3 | .667 | 0-0 | .000 | 1 | 3 | 4 | 5.8 | 3 | 2 | 2 | 1 | 0 | 10 | 10.8 | |
| vs Houston | 11/23/21 | * | 23 | 3-6 | .500 | 1-4 | .250 | 1-2 | .500 | 0 | 1 | 1 | 4.8 | 4 | 0 | 1 | 0 | 1 | 8 | 10.2 | |
| vs Saint Mary's (CA) | 11/24/21 | * | 27 | 2-7 | .286 | 0-1 | .000 | 0-0 | .000 | 3 | 4 | 7 | 5.2 | 3 | 1 | 1 | 0 | 0 | 4 | 9.2 | |
| at Georgia Tech | 12/01/21 | * | 28 | 2-7 | .286 | 0-3 | .000 | 1-2 | .500 | 1 | 3 | 4 | 5.0 | 4 | 0 | 1 | 1 | 1 | 5 | 8.6 | |
| MARQUETTE | 12/04/21 | * | 29 | 6-9 | .667 | 2-3 | .667 | 1-2 | .500 | 1 | 7 | 8 | 5.4 | 1 | 1 | 1 | 1 | 0 | 15 | 9.4 | |
| INDIANA | 12/08/21 | * | 19 | 2-6 | .333 | 1-2 | .500 | 0-0 | .000 | 0 | 0 | 0 | 4.8 | 4 | 3 | 0 | 0 | 1 | 5 | 8.9 | |
| at Ohio St. | 12/11/21 | * | 23 | 0-3 | .000 | 0-2 | .000 | 0-0 | .000 | 1 | 1 | 2 | 4.5 | 3 | 0 | 3 | 0 | 0 | 0 | 8.0 | |
| NICHOLLS ST. | 12/15/21 | * | 14 | 2-6 | .333 | 0-2 | .000 | 1-2 | .500 | 1 | 3 | 4 | 4.5 | 0 | 1 | 1 | 1 | 0 | 5 | 7.7 | |
| ILLINOIS ST. | 12/29/21 | * | 30 | 7-10 | .700 | 2-3 | .667 | 5-7 | .714 | 11 | 1 | 12 | 5.1 | 4 | 2 | 0 | 0 | 0 | 21 | 8.8 | |
| at Purdue | 01/03/22 | * | 23 | 2-6 | .333 | 0-3 | .000 | 0-0 | .000 | 1 | 1 | 2 | 4.8 | 5 | 1 | 0 | 0 | 0 | 4 | 8.5 | |
| Totals | | | 13 | 309 | 42-99 | .424 | 10-35 | .286 | 16-22 | .727 | 26 | 37 | 63 | 4.8 | 33 | 13 | 13 | 5 | 3 | 110 | 8.5 |

| | |
|--------------------|----------------------------|
| Games played: 13 | Rebounds/game: 4.8 |
| Minutes/game: 23.8 | Assists/game: 1.0 |
| Points/game: 8.5 | Turnovers/game: 1.0 |
| FG Pct: 42.4 | Assist/turnover ratio: 1.0 |
| 3FG Pct: 28.6 | Steals/game: 0.2 |
| FT Pct: 72.7 | Blocks/game: 0.4 |


CAREER STATISTICS

| Overall | | | 3-Point | | | | | | Rebounding | | | | | | | | |
|---------|-------|----------|---------|------|--------|------|--------|------|------------|-----|-----|-------|-----|----|-----|-----|---------|
| Year | GP-GS | Min/Avg | FG-FGA | Pct | FG-FGA | Pct | FT-FTA | Pct | Off-Def | Tot | Avg | PF-FO | Ast | TO | Blk | Stl | Pts/Avg |
| 2020-21 | 12-0 | 39/3.3 | 4-8 | .500 | 0-1 | .000 | 0-0 | --- | 4-5 | 9 | 0.8 | 9-0 | 2 | 3 | 1 | 0 | 8/0.7 |
| 2021-22 | 13-13 | 306/23.5 | 42-97 | .433 | 10-34 | .294 | 16-22 | .727 | 22-37 | 59 | 4.5 | 33-1 | 13 | 13 | 5 | 3 | 110/8.5 |
| Total | 25-13 | 345/13.8 | 46-105 | .438 | 10-35 | .286 | 16-22 | .727 | 26-42 | 68 | 2.7 | 42-1 | 15 | 16 | 6 | 3 | 118/4.7 |

| Conference | | | 3-Point | | | | | | Rebounding | | | | | | | | |
|------------|-------|---------|---------|------|--------|------|--------|-----|------------|-----|-----|-------|-----|----|-----|-----|---------|
| Year | GP-GS | Min/Avg | FG-FGA | Pct | FG-FGA | Pct | FT-FTA | Pct | Off-Def | Tot | Avg | PF-FO | Ast | TO | Blk | Stl | Pts/Avg |
| 2020-21 | 7-0 | 7/1.0 | 0-0 | --- | 0-0 | --- | 0-0 | --- | 0-3 | 3 | 0.4 | 1-0 | 0 | 0 | 0 | 0 | 0/0.0 |
| 2021-22 | 3-3 | 65/21.7 | 4-15 | .267 | 1-7 | .143 | 0-0 | -- | 2-2 | 4 | 1.3 | 12-1 | 4 | 3 | 0 | 1 | 9/3.0 |
| Total | 10-3 | 72/7.2 | 4-15 | .267 | 1-7 | .143 | 0-0 | --- | 2-5 | 7 | 0.7 | 13-1 | 4 | 3 | 0 | 1 | 9/0.9 |

23 | CHUCKY HEPBURN

Freshman | Forward | 6-2 | 211
Omaha, Neb. | Bellevue West High School



Twitter: @ChuckyHepburn | Instagram: @chucky.hepburn

| INDIVIDUAL BENCHMARKS | | |
|-----------------------|--------|--------|
| | SEASON | CAREER |
| GP/GS: | 13/13 | 13/13 |
| 10+ POINTS: | 3 | 3 |
| 20+ POINTS: | 0 | 0 |
| 3+ 3FGS: | 1 | 1 |
| 2+ ASSISTS: | 6 | 6 |
| 2+ STEALS: | 3 | 3 |
| LED UW IN PTS: | 0 | 0 |
| LED UW IN AST: | 4 | 4 |

GET TO KNOW CHUCKY

Chucky Hepburn begins his first season as a Badger in 2021-22. The 6-foot-2 point guard from Omaha, Nebraska was a four-star recruit by ESPN and ranked as the No. 20 point guard in the nation. The 2020 Nebraska Gatorade Player of the Year, Hepburn averaged over 15 points, eight assists and five rebounds per game as a senior at Bellevue West. As a junior in 2020, Hepburn led Bellevue West to the Class A state championship, averaging 17.7 points, 6.1 assists, 4.6 rebounds and 3.1 steals per game that season. A three-time All-Metro First-Team honoree, Hepburn averaged over 18 points, 5 rebounds and 5 assists per game as a sophomore. Hepburn made four staright state appearances, advancing to the state title game his freshman, junior and senior seasons at Bellevue West. Off the court, Hepburn earned the "HomeSchool Papillion TeenService Award" and was a Special Olympics Volunteer Award winner.

- HONORS
- Big Ten Co-Freshman of the Week (12/6/21)
 - Four-star high school recruit (ESPN)
 - No. 2 ranked 2021 prospect in Nebraska
 - 2020 Nebraska Gatorade Player of the Year
 - 2x First-Team All-Class All-State (2019, '20)
 - 2020 Nebraska Class A State Champion

- TOP SEASON PERFORMANCES
- **MARQUETTE (12/4/21):** Recorded career highs in points (15) and assists (6), plus 3 steals in the win.
 - **ST. FRANCIS BKN (11/9/21):** First true freshman to start a season opener for UW since 2001, tallying 13 points, including 2-for-3 3FG shooting.

| SEASON HIGHS | | | CAREER HIGHS | | |
|---------------|-----------|----------------------------|---------------|-----------|----------------------------|
| POINTS: | 15 | vs. Marquette (12/4/21) | POINTS: | 15 | vs. Marquette (12/4/21) |
| FIELD GOALS: | 5 (2x) MR | vs. Illinois St (12/29/21) | FIELD GOALS: | 5 (2x) MR | vs. Illinois St (12/29/21) |
| FG ATTEMPTS: | 9 | vs. Illinois St (12/29/21) | FG ATTEMPTS: | 9 | vs. Illinois St (12/29/21) |
| 3-POINT FGS: | 3 | vs. Illinois St (12/29/21) | 3-POINT FGS: | 3 | vs. Illinois St (12/29/21) |
| 3-POINT FGAS: | 5 (3x) MR | vs. Illinois St (12/29/21) | 3-POINT FGAS: | 5 (3x) MR | vs. Illinois St (12/29/21) |
| FREE THROWS: | 4 (2x) MR | vs. Indiana (12/8/21) | FREE THROWS: | 4 (2x) MR | vs. Indiana (12/8/21) |
| FT ATTEMPTS: | 4 (4x) MR | vs. Nicholls (12/15/21) | FT ATTEMPTS: | 4 (4x) MR | vs. Nicholls (12/15/21) |
| REBOUNDS: | 3 (2x) MR | at Ohio State (12/11/21) | REBOUNDS: | 3 (2x) MR | at Ohio State (12/11/21) |
| ASSISTS: | 6 | vs. Marquette (12/4/21) | ASSISTS: | 6 | vs. Marquette (12/4/21) |
| BLOCKS: | 2 | vs. Indiana (12/8/21) | BLOCKS: | 2 | vs. Indiana (12/8/21) |
| STEALS: | 4 | vs. Green Bay (11/12/21) | STEALS: | 4 | vs. Green Bay (11/12/21) |
| MINUTES: | 36 | vs. Providence (11/15/21) | MINUTES: | 36 | vs. Providence (11/15/21) |

GAME-BY-GAME STATISTICS

| Opponent | Date | gs | min | Total | | 3-Pointers | | Free throws | | Rebounds | | | | pf | a | t/o | blk | stl | pts | avg | |
|----------------------|----------|----|-----|--------|-------|------------|-------|-------------|-------|----------|-----|-----|-----|-----|----|-----|-----|-----|-----|------|-----|
| | | | | fg-fga | pct | 3fg-fga | pct | ft-fia | pct | off | def | tot | avg | | | | | | | | |
| ST. FRANCIS BROOKLYN | 11/09/21 | * | 24 | 4-7 | .571 | 2-3 | .667 | 3-4 | .750 | 0 | 1 | 1 | 1.0 | 3 | 1 | 2 | 0 | 0 | 13 | 13.0 | |
| GREEN BAY | 11/12/21 | * | 24 | 1-5 | .200 | 1-3 | .333 | 0-0 | .000 | 0 | 2 | 2 | 1.5 | 1 | 1 | 1 | 0 | 4 | 3 | 8.0 | |
| PROVIDENCE | 11/15/21 | * | 36 | 2-8 | .250 | 0-3 | .000 | 1-2 | .500 | 1 | 2 | 3 | 2.0 | 3 | 2 | 1 | 0 | 1 | 5 | 7.0 | |
| vs Texas A&M | 11/22/21 | * | 29 | 2-4 | .500 | 1-3 | .333 | 2-3 | .667 | 1 | 1 | 2 | 2.0 | 1 | 1 | 1 | 0 | 0 | 7 | 7.0 | |
| vs Houston | 11/23/21 | * | 31 | 1-4 | .250 | 1-4 | .250 | 0-0 | .000 | 0 | 4 | 4 | 2.4 | 2 | 3 | 3 | 1 | 0 | 3 | 6.2 | |
| vs Saint Mary's (CA) | 11/24/21 | * | 31 | 2-5 | .400 | 0-1 | .000 | 2-2 | 1.000 | 0 | 3 | 3 | 2.5 | 2 | 1 | 0 | 0 | 1 | 6 | 6.2 | |
| at Georgia Tech | 12/01/21 | * | 33 | 1-6 | .167 | 1-5 | .200 | 4-4 | 1.000 | 0 | 1 | 1 | 2.3 | 2 | 3 | 2 | 1 | 1 | 7 | 6.3 | |
| MARQUETTE | 12/04/21 | * | 31 | 5-8 | .625 | 2-4 | .500 | 3-3 | 1.000 | 0 | 2 | 2 | 2.3 | 1 | 6 | 2 | 0 | 3 | 15 | 7.4 | |
| INDIANA | 12/08/21 | * | 25 | 0-4 | .000 | 0-3 | .000 | 4-4 | 1.000 | 0 | 2 | 2 | 2.2 | 4 | 1 | 0 | 2 | 0 | 4 | 7.0 | |
| at Ohio St. | 12/11/21 | * | 33 | 2-8 | .250 | 1-5 | .200 | 0-0 | .000 | 0 | 3 | 3 | 2.3 | 1 | 1 | 1 | 0 | 1 | 5 | 6.8 | |
| NICHOLLS ST. | 12/15/21 | * | 33 | 3-8 | .375 | 0-3 | .000 | 3-4 | .750 | 0 | 0 | 0 | 2.1 | 1 | 1 | 2 | 0 | 2 | 9 | 7.0 | |
| ILLINOIS ST. | 12/29/21 | * | 41 | 5-11 | .455 | 3-5 | .600 | 0-0 | .000 | 1 | 1 | 2 | 2.1 | 2 | 5 | 1 | 0 | 1 | 13 | 7.5 | |
| at Purdue | 01/03/22 | * | 32 | 2-7 | .286 | 1-4 | .250 | 0-0 | .000 | 0 | 1 | 1 | 2.0 | 1 | 3 | 1 | 0 | 1 | 5 | 7.3 | |
| Totals | | | 13 | 403 | 30-85 | .353 | 13-46 | .283 | 22-26 | .846 | 3 | 23 | 26 | 2.0 | 24 | 29 | 17 | 4 | 15 | 95 | 7.3 |

Games played: 13

Minutes/game: 31.0

Points/game: 7.3

FG Pct: 35.3

3FG Pct: 28.3

FT Pct: 84.6

Rebounds/game: 2.0

Assists/game: 2.2

Turnovers/game: 1.3

Assist/turnover ratio: 1.7

Steals/game: 1.2

Blocks/game: 0.3

| CAREER STATISTICS | | | | | | | | | | | | | | |
|-------------------|-------|----------|---------|------|--------|------|--------|------------|---------|-----|-----|-------|-----|----|
| Overall | | | 3-Point | | | | | Rebounding | | | | | | |
| Year | GP-GS | Min/Avg | FG-FGA | Pct | FG-FGA | Pct | FT-FTA | Pct | Off-Def | Tot | Avg | PF-FO | Ast | TO |
| 2021-22 | 13-13 | 398/30.6 | 30-83 | .361 | 13-44 | .295 | 22-26 | .846 | 4-23 | 27 | 2.1 | 24-0 | 28 | 17 |
| Total | 13-13 | 398/30.6 | 30-83 | .361 | 13-44 | .295 | 22-26 | .846 | 4-23 | 27 | 2.1 | 24-0 | 28 | 17 |
| Conference | | | 3-Point | | | | | Rebounding | | | | | | |
| Year | GP-GS | Min/Avg | FG-FGA | Pct | FG-FGA | Pct | FT-FTA | Pct | Off-Def | Tot | Avg | PF-FO | Ast | TO |
| 2021-22 | 3-3 | 91/30.3 | 4-19 | .211 | 2-12 | .167 | 4-4 | 1.000 | 0-6 | 6 | 2.0 | 6-0 | 5 | 2 |
| Total | 3-3 | 91/30.3 | 4-19 | .211 | 2-12 | .167 | 4-4 | 1.000 | 0-6 | 6 | 2.0 | 6-0 | 5 | 2 |

33 | CHRIS VOGT

Senior | Center | 7-0 | 257
Mayfield, KY | Graves County (Cincinnati)



Twitter: @ChrisVogt33 | Instagram: @chrisvogt33

INDIVIDUAL BENCHMARKS

| | SEASON | CAREER |
|------------------|--------|--------|
| GP/GS: | 13/0 | 114/52 |
| 10+ POINTS: | 0 | 26 |
| 20+ POINTS: | 0 | 3 |
| 5+ REBOUNDS: | 5 | 40 |
| 10+ REBOUNDS: | 0 | 5 |
| DOUBLE-DOUBLES: | 0 | 4 |
| 2+ BLOCKS: | 2 | 32 |
| LED TEAM IN PTS: | 0 | 6 |
| LED TEAM IN REB: | 3 | 15 |

GET TO KNOW CHRIS

Fifth-year senior transfer Chris Vogt joins the Wisconsin program after playing at Cincinnati last season. A 7-foot center from Mayfield, Kentucky, Vogt has played in 100+ games over his four-year collegiate career, including starting 50 of 53 games at Cincinnati. As a junior in 2019-20, he averaged 11.0 points, 5.9 rebounds and 1.6 blocks per game, shooting a conference-leading 64.8 percent from the floor. Last season, Vogt started 21 of 23 games and averaged 5.0 points, 3.5 rebounds, 1.1 blocks, and 56 percent field goal shooting in 19.4 minutes per game. He ranked among the conference leaders in blocks (fifth) and offensive rebounds (15th). Vogt spent his freshman and sophomore seasons at Northern Kentucky, where he played 48 games.

HONORS

- 2019-20 AAC Regular Season Championship
- 2018-19 Horizon League Regular Season Champion
- 2017-18 Horizon League Regular Season Champion

TOP CAREER PERFORMANCES

- NICHOLLS (12/15/21): Sparked UW off the bench, finishing with 9 pts, 7 reb (4 off.), 1 stl in 25 minutes.
- INDIANA (12/8/21): Season highs with 9 points and 6 rebounds to spark UW's come-from-behind win.
- LIPSCOMB (12/2/20): Scored 12 points (6-7 FG) and hauled in 7 rebounds in the season opener. Played season-high 32 minutes
- SOUTH FLORIDA (12/16/20): Sparked the Bearcats offense with a season-high 13 points and added 4 rebounds, 3 assists, and 1 block.

SEASON HIGHS

POINTS: 9 (2x) MR vs. Nicholls (12/15/21)
FIELD GOALS: 4 (2x) MR vs. Nicholls (12/15/21)
FG ATTEMPTS: 7 vs. Nicholls (12/15/21)
3-POINT FGS: --
3-POINT FGAS: 1 vs. Green Bay (11/12/21)
FREE THROWS: 4 vs. Green Bay (11/12/21)
FT ATTEMPTS: 4 vs. Green Bay (11/12/21)
REBOUNDS: 9 vs. St. Francis Bkn (11/9/21)
ASSISTS: 1 (7x) MR Illinois St (12/29/21)
BLOCKS: 3 at Ohio State (12/11/21)
STEALS: 1 (4x) MR vs. Nicholls (12/15/21)
MINUTES: 25 vs. Nicholls (12/15/21)

CAREER HIGHS

POINTS: 21 (2x) MR at Tulane (1/4/20)*
FIELD GOALS: 9 (3x) MR at Tulane (1/4/20)*
FG ATTEMPTS: 13 vs. Green Bay (1/24/19)**
3-POINT FGS: --
3-POINT FGAS: 1 vs. Green Bay (11/12/21)
FREE THROWS: 8 at Temple (1/22/20)*
FT ATTEMPTS: 9 (2x) MR at Temple (1/22/20)*
REBOUNDS: 14 vs. Green Bay (1/24/19)**
ASSISTS: 4 vs. Furman (12/10/20)*
BLOCKS: 6 vs. Temple (2/12/21)*
STEALS: 3 (2x) MR vs. Memphis (2/28/21)*
MINUTES: 41 at UConn (2/9/20)*

*recorded at Cincinnati **recorded at N Kentucky

GAME-BY-GAME STATISTICS

| Opponent | Date | gs | min | Total | | 3-Pointers | | Free throws | | Rebounds | | | pf | a | t/o | blk | stl | pts | avg | |
|----------------------|----------|----|-----|--------|------|------------|------|-------------|------|----------|-----|-----|-----|----|-----|-----|-----|-----|-----|-----|
| | | | | fg-fga | pct | 3fg-fga | pct | ft-fa | pct | off | def | tot | | | | | | | | avg |
| ST. FRANCIS BROOKLYN | 11/09/21 | 17 | 1-3 | .333 | 0-0 | .000 | 0-0 | .000 | 2 | 7 | 9 | 9.0 | 2 | 1 | 0 | 2 | 1 | 2 | 2.0 | |
| GREEN BAY | 11/12/21 | 12 | 0-2 | .000 | 0-1 | .000 | 4-4 | 1.000 | 3 | 2 | 5 | 7.0 | 3 | 0 | 0 | 1 | 0 | 4 | 3.0 | |
| PROVIDENCE | 11/15/21 | 9 | 0-0 | .000 | 0-0 | .000 | 0-0 | .000 | 0 | 1 | 1 | 5.0 | 3 | 1 | 0 | 1 | 0 | 0 | 2.0 | |
| vs Texas A&M | 11/22/21 | 7 | 0-0 | .000 | 0-0 | .000 | 0-0 | .000 | 1 | 1 | 2 | 4.3 | 1 | 0 | 0 | 0 | 0 | 0 | 1.5 | |
| vs Houston | 11/23/21 | 11 | 0-0 | .000 | 0-0 | .000 | 0-0 | .000 | 0 | 2 | 2 | 3.8 | 3 | 1 | 0 | 0 | 0 | 0 | 1.2 | |
| vs Saint Mary's (CA) | 11/24/21 | 6 | 0-1 | .000 | 0-0 | .000 | 0-0 | .000 | 2 | 0 | 2 | 3.5 | 2 | 0 | 1 | 0 | 0 | 0 | 1.0 | |
| at Georgia Tech | 12/01/21 | 12 | 0-2 | .000 | 0-0 | .000 | 0-0 | .000 | 3 | 4 | 7 | 4.0 | 4 | 1 | 0 | 0 | 0 | 0 | 0.9 | |
| MARQUETTE | 12/04/21 | 5 | 0-0 | .000 | 0-0 | .000 | 1-2 | .500 | 1 | 2 | 3 | 3.9 | 0 | 0 | 2 | 0 | 0 | 1 | 0.9 | |
| INDIANA | 12/08/21 | 21 | 4-6 | .667 | 0-0 | .000 | 1-1 | 1.000 | 4 | 2 | 6 | 4.1 | 2 | 1 | 0 | 0 | 1 | 9 | 1.8 | |
| at Ohio St. | 12/11/21 | 17 | 3-6 | .500 | 0-0 | .000 | 1-3 | .333 | 0 | 2 | 2 | 3.9 | 4 | 0 | 0 | 3 | 1 | 7 | 2.3 | |
| NICHOLLS ST. | 12/15/21 | 26 | 4-7 | .571 | 0-0 | .000 | 1-3 | .333 | 4 | 3 | 7 | 4.2 | 2 | 1 | 0 | 0 | 1 | 9 | 2.9 | |
| ILLINOIS ST. | 12/29/21 | 12 | 2-4 | .500 | 0-0 | .000 | 0-0 | .000 | 2 | 1 | 3 | 4.1 | 4 | 1 | 1 | 1 | 0 | 4 | 3.0 | |
| at Purdue | 01/03/22 | 13 | 2-3 | .667 | 0-0 | .000 | 2-3 | .667 | 3 | 0 | 3 | 4.0 | 5 | 0 | 1 | 0 | 0 | 6 | 3.2 | |
| Totals | | 0 | 168 | 16-34 | .471 | 0-1 | .000 | 10-16 | .625 | 25 | 27 | 52 | 4.0 | 35 | 7 | 5 | 8 | 4 | 42 | 3.2 |

| | |
|--------------------|----------------------------|
| Games played: 13 | Rebounds/game: 4.0 |
| Minutes/game: 12.9 | Assists/game: 0.5 |
| Points/game: 3.2 | Turnovers/game: 0.4 |
| FG Pct: 47.1 | Assist/turnover ratio: 1.4 |
| 3FG Pct: 0.0 | Steals/game: 0.3 |
| FT Pct: 62.5 | Blocks/game: 0.6 |

CAREER STATISTICS

| Overall | | | | 3-Point | | | | Rebounding | | | | | | | | | | | |
|-----------|--------|-----------|---------|---------|--------|------|---------|------------|---------|-----|-----|-------|-----|-----|-----|-----|----------|--|--|
| Year | GP-GS | Min/Avg | FG-FGA | Pct | FG-FGA | Pct | FT-FTA | Pct | Off-Def | Tot | Avg | PF-FO | Ast | TO | Blk | Stl | Pts/Avg | | |
| 2017-18* | 13-0 | 42/3.2 | 6-10 | .600 | --- | --- | 2-6 | .333 | 0-9 | 9 | 0.7 | 8-0 | 3 | 2 | 4 | 2 | 8/1.1 | | |
| 2018-19* | 35-2 | 450/12.9 | 64-111 | .577 | --- | --- | 30-78 | .385 | 47-82 | 129 | 3.7 | 87-0 | 20 | 36 | 42 | 10 | 158/4.5 | | |
| 2019-20** | 30-29 | 856/28.5 | 136-210 | .648 | --- | --- | 58-101 | .574 | 78-99 | 177 | 5.9 | 93-0 | 25 | 51 | 47 | 10 | 330/11.0 | | |
| 2020-21** | 23/21 | 447/19.4 | 47-84 | .560 | --- | --- | 20-57 | .351 | 35-46 | 81 | 3.5 | 73-0 | 25 | 28 | 25 | 5 | 114/5.0 | | |
| 2021-22 | 13-0 | 166/12.8 | 16-34 | .471 | 0-1 | .000 | 10-16 | .625 | 21-27 | 51 | 3.9 | 35-1 | 7 | 5 | 8 | 4 | 42/3.2 | | |
| Total | 114-52 | 1961/17.2 | 269-449 | .599 | 0-1 | .000 | 120-258 | .465 | 184-263 | 447 | 3.9 | 296-1 | 80 | 122 | 126 | 31 | 658/5.8 | | |

*at Northern Kentucky **at Cincinnati


| Conference | | | | 3-Point | | | | Rebounding | | | | | | | | | | | |
|------------|-------|-----------|---------|---------|--------|-----|--------|------------|---------|-----|-----|-------|-----|----|-----|-----|---------|--|--|
| Year | GP-GS | Min/Avg | FG-FGA | Pct | FG-FGA | Pct | FT-FTA | Pct | Off-Def | Tot | Avg | PF-FO | Ast | TO | Blk | Stl | Pts/Avg | | |
| 2017-18* | 7-0 | 11/1.6 | 1-1 | 1.000 | --- | --- | --- | --- | 0-2 | 2 | 0.3 | 2-0 | 1 | 1 | 3 | 0 | 2/0.3 | | |
| 2018-19* | 18-2 | 230/12.8 | 33-63 | .524 | --- | --- | 14-35 | .400 | 22-42 | 64 | 3.6 | 36-0 | 10 | 18 | 22 | 5 | 80/4.4 | | |
| 2019-20** | 18-17 | 523/29.1 | 74-118 | .627 | --- | --- | 31-58 | .534 | 45-50 | 95 | 5.3 | 59-0 | 14 | 35 | 31 | 8 | 179/9.9 | | |
| 2020-21** | 14-12 | 271/19.4 | 25-54 | .463 | --- | --- | 19-47 | .404 | 23-28 | 51 | 3.6 | 45-0 | 15 | 13 | 15 | 4 | 69/4.9 | | |
| 2021-22 | 3-0 | 51/17.0 | 9-15 | .600 | --- | --- | 4-7 | .571 | 7-4 | 11 | 3.7 | 11-1 | 1 | 1 | 3 | 2 | 22/7.3 | | |
| Total | 60-31 | 1086/18.1 | 142-251 | .566 | --- | --- | 68-147 | .463 | 97-126 | 223 | 3.7 | 153-1 | 41 | 68 | 74 | 19 | 352/5.9 | | |

*Horizon League **American Athletic Conference

34 |

BRAD DAVISON

Senior | Guard | 6-4 | 200
Maple Grove, Minn. | Maple Grove High School



Twitter: @braddavi34 | Instagram: @braddavison

INDIVIDUAL BENCHMARKS

| | SEASON | CAREER |
|----------------|--------|---------|
| GP/GS: | 13/13 | 141/137 |
| 20+ POINTS: | 3 | 13 |
| 30+ POINTS: | 0 | 2 |
| 3+ ASSISTS: | 5 | 48 |
| 3+ STEALS: | 1 | 14 |
| LED UW IN PTS: | 3 | 28 |
| LED UW IN AST: | 4 | 28 |

GET TO KNOW BRAD

Fifth-year senior Brad Davison returns as a key team leader for Wisconsin, not only vocally, but also in terms of production on the court. The Maple Grove, Minnesota native has made over 135 career starts as a Badger, just the 12th player in school history to reach the 100 milestone. UW's returning scoring leader, Davison averaged 10.0 points per game last year and shot a career-best 39.1 percent from 3-point range. Starting all 31 games last season, Davison had a masterful performance in the 2021 NCAA Tournament, scoring a game-high 29 points and leading the Badgers to an 85-62 win over North Carolina in the first round.

HONORS

- Big Ten Co-Player of the Week (12/6/21)
- 2018 Big Ten All-Freshman Team
- 2x Big Ten Freshman of the Week
- 3x Academic All-Big Ten (2019, '20, '21)

CAREER

- Ranks 3rd in school history with 137 career starts.
- Ranks 5th in school history with 83.6% career FT%.
- Ranks 10th in school history with 141 career steals.
- Ranks 2nd in school history with 255 career 3FGs.
- Just the 12th Badger in school history to make 100 career starts (#100 vs. Louisville, 12/19/20).
- Became the 43rd player in UW history with 1,000 career points (the 20th to do so by junior season).
- Set UW freshman records for FT% (.818) + 3FGs (60)

TOP SEASON PERFORMANCES

- MARQUETTE (12/4/21): Scored 20 points, shooting 4-for-8 from 3PT range in the win.
- at Ga Tech (12/1/21): Scored a season-high 27 pts (5-9 3FG) to lead UW to a B1G/ACC Challenge win.
- PROVIDENCE (11/15/21): Finished with a team-high 25 points (8-10 FT) and 7 rebounds for UW.

SEASON HIGHS

POINTS: 27 at Ga Tech (12/1/21)
FIELD GOALS: 9 at Ga Tech (12/1/21)
FG ATTEMPTS: 17 vs. Providence (11/15/21)
3-POINT FGS: 5 at Ga Tech (12/1/21)
3-POINT FGAS: 11 (2x) MR vs. Texas A&M (11/22/21)
FREE THROWS: 8 vs. Providence (11/15/21)
FT ATTEMPTS: 10 vs. Providence (11/15/21)
REBOUNDS: 7 (2x) MR vs. Texas A&M (11/22/21)
ASSISTS: 3 (5x) MR at Purdue (1/3/22)
BLOCKS: --
STEALS: 3 vs. Providence (11/15/21)
MINUTES: 39 vs. Providence (11/15/21)

CAREER HIGHS

POINTS: 30 (2x) MR at Nebraska (2/15/20)
FIELD GOALS: 11 at Nebraska (2/15/20)
FG ATTEMPTS: 19 vs. Michigan State (2/25/18)
3-POINT FGS: 8 at Nebraska (2/15/20)
3-POINT FGAS: 11 (3x) MR vs. Texas A&M (11/22/21)
FREE THROWS: 12 vs. Rhode Island (12/9/20)
FT ATTEMPTS: 16 vs. Marquette (12/9/17)
REBOUNDS: 13 at Penn State (1/11/20)
ASSISTS: 7 vs. Nebraska (12/22/20)
BLOCKS: 1 (3x) MR vs. Mich. State (3/16/19)
STEALS: 5 vs. Illinois (2/27/21)
MINUTES: 44 vs. Minnesota (2/19/18)

GAME-BY-GAME STATISTICS

| Opponent | Date | gs | min | Total | | 3-Pointers | | Free throws | | Rebounds | | | pf | a | t/o | blk | stl | pts | avg | | |
|----------------------|----------|----|-----|--------|--------|------------|-------|-------------|-------|----------|-----|-----|-----|-----|-----|-----|-----|-----|------|------|------|
| | | | | fg-fga | pct | 3fg-fga | pct | ft-fa | pct | off | def | tot | | | | | | | | avg | |
| ST. FRANCIS BROOKLYN | 11/09/21 | * | 23 | 3-8 | .375 | 2-4 | .500 | 0-1 | .000 | 0 | 6 | 6 | 6.0 | 2 | 2 | 1 | 0 | 2 | 8.0 | | |
| GREEN BAY | 11/12/21 | * | 24 | 5-8 | .625 | 1-4 | .250 | 4-4 | 1.000 | 2 | 1 | 3 | 4.5 | 2 | 2 | 1 | 0 | 1 | 15 | 11.5 | |
| PROVIDENCE | 11/15/21 | * | 39 | 7-17 | .412 | 3-11 | .273 | 8-10 | .800 | 1 | 6 | 7 | 5.3 | 4 | 0 | 2 | 0 | 3 | 25 | 16.0 | |
| vs Texas A&M | 11/22/21 | * | 35 | 5-16 | .313 | 3-11 | .273 | 6-6 | 1.000 | 0 | 7 | 7 | 5.8 | 2 | 3 | 1 | 0 | 0 | 19 | 16.8 | |
| vs Houston | 11/23/21 | * | 28 | 2-6 | .333 | 1-5 | .200 | 4-4 | 1.000 | 0 | 4 | 4 | 5.4 | 4 | 2 | 1 | 0 | 1 | 9 | 15.2 | |
| vs Saint Mary's (CA) | 11/24/21 | * | 35 | 1-10 | .100 | 1-7 | .143 | 1-2 | .500 | 1 | 2 | 3 | 5.0 | 3 | 1 | 0 | 0 | 4 | 13.3 | | |
| at Georgia Tech | 12/01/21 | * | 37 | 9-16 | .563 | 5-9 | .556 | 4-5 | .800 | 0 | 1 | 1 | 4.4 | 2 | 3 | 1 | 0 | 0 | 27 | 15.9 | |
| MARQUETTE | 12/04/21 | * | 33 | 6-12 | .500 | 4-8 | .500 | 4-5 | .800 | 0 | 4 | 4 | 4.4 | 1 | 1 | 0 | 0 | 0 | 20 | 15.3 | |
| INDIANA | 12/08/21 | * | 34 | 3-12 | .250 | 2-7 | .286 | 0-0 | .000 | 0 | 4 | 4 | 4.3 | 1 | 3 | 1 | 0 | 1 | 8 | 15.0 | |
| at Ohio St. | 12/11/21 | * | 28 | 4-12 | .333 | 3-6 | .500 | 2-2 | 1.000 | 0 | 5 | 5 | 4.4 | 3 | 0 | 1 | 0 | 0 | 13 | 14.8 | |
| NICHOLLS ST. | 12/15/21 | * | 35 | 5-12 | .417 | 4-9 | .444 | 5-6 | .833 | 0 | 1 | 1 | 4.1 | 5 | 2 | 1 | 0 | 1 | 19 | 15.2 | |
| ILLINOIS ST. | 12/29/21 | * | 38 | 1-10 | .100 | 1-9 | .111 | 4-4 | 1.000 | 1 | 4 | 5 | 4.2 | 2 | 3 | 0 | 0 | 0 | 7 | 14.5 | |
| at Purdue | 01/03/22 | * | 38 | 5-11 | .455 | 3-6 | .500 | 2-2 | 1.000 | 0 | 3 | 3 | 4.1 | 1 | 3 | 0 | 0 | 0 | 15 | 14.5 | |
| Totals | | | 13 | 427 | 56-150 | .373 | 33-96 | .344 | 44-51 | .863 | 5 | 48 | 53 | 4.1 | 32 | 25 | 10 | 0 | 9 | 189 | 14.5 |

Games played: 13
Minutes/game: 32.8
Points/game: 14.5
FG Pct: 37.3
3FG Pct: 34.4
FT Pct: 86.3

Rebounds/game: 4.1
Assists/game: 1.9
Turnovers/game: 0.8
Assist/turnover ratio: 2.5
Steals/game: 0.7

CAREER STATISTICS

| Overall | | | | 3-Point | | | | Rebounding | | | | | | | | | | | |
|---------|---------|-----------|----------|---------|---------|------|---------|------------|---------|-----|-----|-------|-----|-----|-----|-----|-----------|--|--|
| Year | GP-GS | Min/Avg | FG-FGA | Pct | FG-FGA | Pct | FT-FTA | Pct | Off-Def | Tot | Avg | PF-FO | Ast | TO | Blk | Stl | Pts/Avg | | |
| 2017-18 | 33-29 | 1028/31.2 | 124-306 | .405 | 60-169 | .355 | 90-110 | .818 | 10-66 | 76 | 2.3 | 109-0 | 83 | 59 | 1 | 40 | 398/12.1 | | |
| 2018-19 | 34-34 | 1096/32.2 | 115-299 | .385 | 52-149 | .349 | 76-94 | .809 | 10-101 | 111 | 3.3 | 79-0 | 62 | 34 | 2 | 36 | 358/10.5 | | |
| 2019-20 | 30-30 | 927/30.9 | 92-233 | .395 | 47-131 | .359 | 65-77 | .844 | 16-113 | 129 | 4.3 | 73-0 | 56 | 27 | 0 | 23 | 296/9.9 | | |
| 2020-21 | 31-31 | 960/31.0 | 91-264 | .345 | 63-162 | .389 | 66-76 | .868 | 10-99 | 109 | 3.5 | 72-0 | 73 | 72 | 0 | 33 | 311/10.0 | | |
| 2021-22 | 13-13 | 423/32.5 | 56-149 | .376 | 33-95 | .347 | 44-51 | .863 | 6-48 | 54 | 4.2 | 32-1 | 25 | 10 | 0 | 9 | 189/14.5 | | |
| Total | 141-137 | 4434/31.4 | 478-1251 | .382 | 255-706 | .361 | 341-408 | .836 | 52-427 | 479 | 3.4 | 365-1 | 299 | 157 | 3 | 141 | 1552/11.0 | | |

| Conference | | | | 3-Point | | | | Rebounding | | | | | | | | | | | |
|------------|-------|-----------|---------|---------|---------|------|---------|------------|---------|-----|-----|-------|-----|----|-----|-----|----------|--|--|
| Year | GP-GS | Min/Avg | FG-FGA | Pct | FG-FGA | Pct | FT-FTA | Pct | Off-Def | Tot | Avg | PF-FO | Ast | TO | Blk | Stl | Pts/Avg | | |
| 2017-18 | 18-18 | 598/33.2 | 67-175 | .383 | 34-96 | .354 | 47-53 | .887 | 5-41 | 46 | 2.6 | 64-0 | 51 | 41 | 1 | 19 | 215/11.9 | | |
| 2018-19 | 20-20 | 667/33.4 | 72-186 | .387 | 32-87 | .368 | 39-51 | .765 | 6-64 | 70 | 3.5 | 51-0 | 37 | 18 | 1 | 15 | 215/10.8 | | |
| 2019-20 | 19-19 | 593/31.2 | 56-149 | .376 | 32-87 | .368 | 42-52 | .808 | 9-76 | 85 | 4.5 | 47-0 | 31 | 15 | 0 | 11 | 186/9.8 | | |
| 2020-21 | 20-20 | 636/31.8 | 54-178 | .303 | 38-108 | .352 | 28-34 | .824 | 9-67 | 76 | 3.8 | 50-0 | 47 | 18 | 0 | 25 | 174/8.7 | | |
| 2021-22 | 3-3 | 100/33.3 | 12-35 | .343 | 8-19 | .421 | 4-4 | 1.000 | 0-12 | 12 | 4.0 | 5-0 | 6 | 2 | 0 | 1 | 36/12.0 | | |
| Total | 80-80 | 2594/32.4 | 261-723 | .361 | 144-397 | .363 | 160-194 | .825 | 29-260 | 289 | 3.6 | 217-0 | 172 | 94 | 2 | 71 | 826/10.3 | | |

Individual Game by Game

2 | JORDAN DAVIS

Sophomore | Guard | 6-4 | 198
La Crosse, Wis. | La Crosse Central High School

GAME-BY-GAME STATISTICS

| Opponent | Date | gs | min | Total | | 3-Pointers | | Free throws | | Rebounds | | | | pf | a | t/o | blk | stl | pts | avg |
|----------------------|----------|----|-----|--------|-------|------------|-------|-------------|------|----------|-----|-----|-----|----|---|-----|-----|-----|-----|-----|
| | | | | fg-fga | pct | 3fg-fga | pct | ft-fia | pct | off | def | tot | avg | | | | | | | |
| ST. FRANCIS BROOKLYN | 11/09/21 | 4 | | 1-2 | .500 | 1-2 | .500 | 0-0 | .000 | 0 | 0 | 0 | 0.0 | 0 | 0 | 1 | 0 | 0 | 3 | 3.0 |
| GREEN BAY | 11/12/21 | 7 | | 2-2 | 1.000 | 0-0 | .000 | 0-0 | .000 | 1 | 1 | 2 | 1.0 | 2 | 0 | 1 | 0 | 1 | 4 | 3.5 |
| PROVIDENCE | 11/15/21 | 0 | | 1-1 | 1.000 | 1-1 | 1.000 | 0-0 | .000 | 0 | 0 | 0 | 0.7 | 0 | 0 | 0 | 0 | 0 | 3 | 3.3 |
| vs Texas A&M | 11/22/21 | 6 | | 1-1 | 1.000 | 1-1 | 1.000 | 0-0 | .000 | 1 | 3 | 4 | 1.5 | 1 | 0 | 0 | 0 | 1 | 3 | 3.3 |
| vs Houston | 11/23/21 | 5 | | 0-0 | .000 | 0-0 | .000 | 0-0 | .000 | 0 | 1 | 1 | 1.4 | 1 | 0 | 0 | 0 | 0 | 0 | 2.6 |
| MARQUETTE | 12/04/21 | 3 | | 0-0 | .000 | 0-0 | .000 | 0-0 | .000 | 0 | 0 | 0 | 1.2 | 0 | 0 | 1 | 0 | 0 | 0 | 2.2 |
| INDIANA | 12/08/21 | 12 | | 1-4 | .250 | 1-4 | .250 | 0-0 | .000 | 0 | 1 | 1 | 1.1 | 0 | 0 | 0 | 0 | 0 | 3 | 2.3 |
| at Ohio St. | 12/11/21 | 16 | | 1-2 | .500 | 0-0 | .000 | 0-1 | .000 | 1 | 1 | 2 | 1.3 | 0 | 0 | 0 | 1 | 1 | 2 | 2.3 |
| NICHOLLS ST. | 12/15/21 | 7 | | 0-1 | .000 | 0-1 | .000 | 0-0 | .000 | 1 | 1 | 2 | 1.3 | 0 | 1 | 0 | 0 | 0 | 0 | 2.0 |
| ILLINOIS ST. | 12/29/21 | 8 | | 0-0 | .000 | 0-0 | .000 | 0-0 | .000 | 0 | 0 | 0 | 1.2 | 2 | 0 | 0 | 0 | 0 | 0 | 1.8 |
| at Purdue | 01/03/22 | 5 | | 0-1 | .000 | 0-1 | .000 | 0-0 | .000 | 0 | 2 | 2 | 1.3 | 1 | 0 | 0 | 0 | 1 | 0 | 1.6 |
| Totals | | 0 | 73 | 7-14 | .500 | 4-10 | .400 | 0-1 | .000 | 4 | 10 | 14 | 1.3 | 7 | 1 | 3 | 1 | 4 | 18 | 1.6 |

CAREER STATISTICS

| Overall | | 3-Point | | | | | | | | Rebounding | | | | | | | |
|------------|-------|---------|--------|------|--------|------|--------|------|---------|------------|-----|-------|-----|----|-----|-----|---------|
| Year | GP-GS | Min/Avg | FG-FGA | Pct | FG-FGA | Pct | FT-FTA | Pct | Off-Def | Tot | Avg | PF-FO | Ast | TO | Blk | Stl | Pts/Avg |
| 2020-21 | 13-0 | 19/1.5 | 3-6 | .500 | 2-5 | .400 | 0-0 | --- | 0-1 | 1 | 0.1 | 0-0 | 0 | 1 | 0 | 0 | 8/0.6 |
| 2021-22 | 11-0 | 75/6.8 | 7-14 | .500 | 4-10 | .400 | 0-1 | .000 | 4-10 | 14 | 1.3 | 7-0 | 1 | 3 | 1 | 4 | 18/1.6 |
| Total | 24-0 | 94/3.9 | 10-20 | .500 | 6-15 | .400 | 0-1 | .000 | 4-11 | 15 | 0.6 | 7-0 | 1 | 4 | 1 | 4 | 26/1.1 |
| Conference | | 3-Point | | | | | | | | Rebounding | | | | | | | |
| Year | GP-GS | Min/Avg | FG-FGA | Pct | FG-FGA | Pct | FT-FTA | Pct | Off-Def | Tot | Avg | PF-FO | Ast | TO | Blk | Stl | Pts/Avg |
| 2020-21 | 8-0 | 9/1.1 | 1-4 | .250 | 0-3 | .000 | 0-0 | --- | 0-1 | 1 | 0.1 | 0-0 | 0 | 1 | 0 | 0 | 2/0.3 |
| 2021-22 | 2-0 | 28/14.0 | 2-6 | .333 | 1-4 | .250 | 0-1 | .000 | 1-2 | 3 | 1.5 | 0-0 | 0 | 0 | 1 | 1 | 5/2.5 |
| Total | 10-0 | 37/3.7 | 3-10 | .300 | 1-7 | .143 | 0-1 | .000 | 1-3 | 4 | 0.4 | 0-0 | 0 | 1 | 1 | 1 | 7/0.7 |

SEASON HIGHS

POINTS: 4 vs. Green Bay (11/12/21)
FIELD GOALS: 2 vs. Green Bay (11/12/21)
FG ATTEMPTS: 4 vs. Indiana (12/8/21)
3-POINT FGS: 1 (4x) MR vs. Indiana (12/8/21)
3-POINT FGAS: 4 vs. Indiana (12/8/21)
FREE THROWS: --
FT ATTEMPTS: --
REBOUNDS: 4 vs. Texas A&M (11/22/21)
ASSISTS: 1 vs. Nicholls (12/15/21)
BLOCKS: --
STEALS: 1 (4x) MR at Purdue (1/3/22)
MINUTES: 16 at Ohio State (12/11/21)

CAREER HIGHS

POINTS: 4 vs. Green Bay (11/12/21)
FIELD GOALS: 2 vs. Green Bay (11/12/21)
FG ATTEMPTS: 3 at Michigan (1/12/21)
3-POINT FGS: 1 (6x) MR vs. Indiana (12/8/21)
3-POINT FGAS: 4 vs. Indiana (12/8/21)
FREE THROWS: --
FT ATTEMPTS: --
REBOUNDS: 4 vs. Texas A&M (11/22/21)
ASSISTS: 1 vs. Nicholls (12/15/21)
BLOCKS: --
STEALS: 1 (4x) MR at Purdue (1/3/22)
MINUTES: 16 at Ohio State (12/11/21)

4 | CARTER HIGGINBOTTOM

Junior | Guard | 6-0 | 193
Chicago, Ill. | St. Ignatius High School

GAME-BY-GAME STATISTICS

| Opponent | Date | gs | min | Total | | 3-Pointers | | Free throws | | Rebounds | | | | pf | a | t/o | blk | stl | pts | avg |
|----------------------|----------|----|-----|--------|------|------------|------|-------------|------|----------|-----|-----|-----|----|---|-----|-----|-----|-----|-----|
| | | | | fg-fga | pct | 3fg-fga | pct | ft-fia | pct | off | def | tot | avg | | | | | | | |
| ST. FRANCIS BROOKLYN | 11/09/21 | 1 | | 0-0 | .000 | 0-0 | .000 | 0-0 | .000 | 0 | 0 | 0 | 0.0 | 0 | 0 | 1 | 0 | 0 | 0 | 0.0 |
| GREEN BAY | 11/12/21 | 2 | | 0-0 | .000 | 0-0 | .000 | 0-0 | .000 | 0 | 0 | 0 | 0.0 | 0 | 0 | 0 | 0 | 0 | 0 | 0.0 |
| MARQUETTE | 12/04/21 | 1 | | 0-0 | .000 | 0-0 | .000 | 0-0 | .000 | 0 | 0 | 0 | 0.0 | 2 | 0 | 1 | 0 | 0 | 0 | 0.0 |
| Totals | | 0 | 4 | 0-0 | .000 | 0-0 | .000 | 0-0 | .000 | 0 | 0 | 0 | 0.0 | 2 | 0 | 2 | 0 | 0 | 0 | 0.0 |

CAREER STATISTICS

| Overall | | | 3-Point | | | | | Rebounding | | | | | | | | | |
|-----------------|-------|---------|---------|------|--------|-----|--------|------------|---------|-----|------|-------|-----|-----|-----|-----|---------|
| Year | GP-GS | Min/Avg | FG-FGA | Pct | FG-FGA | Pct | FT-FTA | Pct | Off-Def | Tot | Avg | PF-FO | Ast | TO | Blk | Stl | Pts/Avg |
| 2018-19 | | | | | | | | | | | | | | | | | |
| REDSHIRT SEASON | | | | | | | | | | | | | | | | | |
| 2019-20 | 9-0 | 9/1.0 | 0-1 | .000 | 0-0 | -- | --- | -- | 0-1 | 1 | 0.1 | 0-0 | 0 | 1 | 0 | 0 | 0/0.0 |
| 2020-21 | 9-0 | 10/1.1 | 0-4 | .000 | 0-0 | -- | 0-2 | .000 | 0-0 | 0 | .000 | 1-0 | 1 | 2 | 0 | 1 | 0/0.0 |
| 2021-22 | 3-0 | 4/1.3 | --- | --- | --- | --- | --- | --- | 0-0 | 0 | .000 | 2-0 | 0 | 2 | 0 | 0 | 0/0.0 |
| Total | 21-0 | 23/1.1 | 0-5 | .000 | 0-0 | --- | 0-2 | .000 | 0-1 | 1 | 0.05 | 3-0 | 1 | 5 | 0 | 1 | 0/0.0 |
| | | | | | | | | | | | | | | | | | |
| Conference | | | 3-Point | | | | | Rebounding | | | | | | | | | |
| Year | GP-GS | Min/Avg | FG-FGA | Pct | FG-FGA | Pct | FT-FTA | Pct | Off-Def | Tot | Avg | PF-FO | Ast | TO | Blk | Stl | Pts/Avg |
| 2018-19 | | | | | | | | | | | | | | | | | |
| REDSHIRT SEASON | | | | | | | | | | | | | | | | | |
| 2019-20 | 4-0 | 4/1.0 | 0-1 | .000 | 0-0 | --- | 0-0 | -- | 0-0 | 0 | 0.0 | 0-0 | 0 | 0 | 0 | 0 | 0/0.0 |
| 2020-21 | 4-0 | 5/1.3 | 0-1 | .000 | 0-0 | --- | 0-2 | .000 | 0-0 | 0 | 0.0 | 1-0 | 0 | 1 | 0 | 0 | 0/0.0 |
| 2021-22 | --- | ---/--- | --- | --- | --- | --- | --- | --- | --- | --- | --- | --- | --- | --- | --- | --- | --- |
| Total | 8-0 | 9/1/1 | 0-2 | .000 | 0-0 | --- | 0-2 | .000 | 0-0 | 0 | 0.0 | 1 | 0 | 1 | 0 | 0 | 0/0.0 |

SEASON HIGHS

POINTS: --
FIELD GOALS: --
FG ATTEMPTS: --
3-POINT FGS: --
3-POINT FGAS: --
FREE THROWS: --
FT ATTEMPTS: --
REBOUNDS: --
ASSISTS: --
BLOCKS: --
STEALS: --
MINUTES: 2 vs. Green Bay (11/12/21)

CAREER HIGHS

POINTS: --
FIELD GOALS: --
FG ATTEMPTS: 1 (5x) MR vs. Penn State (2/2/21)
3-POINT FGS: --
3-POINT FGAS: --
FREE THROWS: --
FT ATTEMPTS: 2 at Nebraska (2/10/21)
REBOUNDS: 1 vs. Milwaukee (12/21/19)
ASSISTS: 1 vs. Green Bay (12/1/20)
BLOCKS: --
STEALS: 1 vs. North Carolina (3/19/21)
MINUTES: 2 (4x) MR vs. Green Bay (11/12/21)

Individual Game by Game

10 | ISAAC LINDSEY

Sophomore | Guard | 6-4 | 184
Mineral Point, Wis. | Mineral Point High School (UNLV)

GAME-BY-GAME STATISTICS

| Opponent | Date | gs | min | Total | | 3-Pointers | | Free throws | | Rebounds | | | | pf | a | t/o | blk | stl | pts | avg |
|----------------------|----------|----|-----|--------|------|------------|------|-------------|------|----------|-----|-----|-----|----|---|-----|-----|-----|-----|-----|
| | | | | fg-fga | pct | 3fg-fga | pct | ft-fia | pct | off | def | tot | avg | | | | | | | |
| ST. FRANCIS BROOKLYN | 11/09/21 | 2 | | 0-0 | .000 | 0-0 | .000 | 0-0 | .000 | 0 | 0 | 0 | 0.0 | 0 | 0 | 0 | 0 | 0 | 0 | 0.0 |
| GREEN BAY | 11/12/21 | 4 | | 0-1 | .000 | 0-0 | .000 | 0-0 | .000 | 0 | 0 | 0 | 0.0 | 0 | 0 | 0 | 0 | 0 | 0 | 0.0 |
| ILLINOIS ST. | 12/29/21 | 2 | | 1-3 | .333 | 1-3 | .333 | 0-0 | .000 | 0 | 0 | 0 | 0.0 | 0 | 0 | 0 | 0 | 0 | 3 | 1.0 |
| Totals | | 0 | 8 | 1-4 | .250 | 1-3 | .333 | 0-0 | .000 | 0 | 0 | 0 | 0.0 | 0 | 0 | 0 | 0 | 0 | 3 | 1.0 |

CAREER STATISTICS

| Overall | | | | 3-Point | | | | Rebounding | | | | | | | | | | | | Pts/Avg |
|---------|-------|---------|--------|---------|--------|------|--------|------------|---------|-----|-----|-------|-----|-----|-----|-----|-------|--|--|---------|
| Year | GP-GS | Min/Avg | FG-FGA | Pct | FG-FGA | Pct | FT-FTA | Pct | Off-Def | Tot | Avg | PF-FO | Ast | TO | Blk | Stl | | | | |
| 2021-22 | 3-0 | 9/3.0 | 1-4 | .250 | 1-2 | .500 | --- | --- | --- | --- | --- | --- | --- | --- | --- | --- | 3/1.0 | | | |
| Total | 3-0 | 9/3.0 | 1-4 | .250 | 1-2 | .500 | --- | --- | --- | --- | --- | --- | --- | --- | --- | --- | 3/1.0 | | | |

| Conference | | | | 3-Point | | | | Rebounding | | | | | | | | | | | | Pts/Avg |
|------------|-------|---------|--------|---------|--------|-----|--------|------------|---------|-----|-----|-------|-----|-----|-----|-----|-----|--|--|---------|
| Year | GP-GS | Min/Avg | FG-FGA | Pct | FG-FGA | Pct | FT-FTA | Pct | Off-Def | Tot | Avg | PF-FO | Ast | TO | Blk | Stl | | | | |
| 2021-22 | --- | --- | --- | --- | --- | --- | --- | --- | --- | --- | --- | --- | --- | --- | --- | --- | --- | | | |
| Total | --- | --- | --- | --- | --- | --- | --- | --- | --- | --- | --- | --- | --- | --- | --- | --- | --- | | | |

SEASON HIGHS

POINTS: 3 vs. Illinois St (12/29/21)
FIELD GOALS: 1 vs. Illinois St (12/29/21)
FG ATTEMPTS: 3 vs. Illinois St (12/29/21)
3-POINT FGS: 1 vs. Illinois St (12/29/21)
3-POINT FGAS: 2 vs. Illinois St (12/29/21)
FREE THROWS: --
FT ATTEMPTS: --
REBOUNDS: --
ASSISTS: --
BLOCKS: --
STEALS: --
MINUTES: 4 vs. Green Bay (11/12/21)

CAREER HIGHS

POINTS: 3 vs. Illinois St (12/29/21)
FIELD GOALS: 1 vs. Illinois St (12/29/21)
FG ATTEMPTS: 3 vs. Illinois St (12/29/21)
3-POINT FGS: 1 vs. Illinois St (12/29/21)
3-POINT FGAS: 2 vs. Illinois St (12/29/21)
FREE THROWS: --
FT ATTEMPTS: --
REBOUNDS: --
ASSISTS: --
BLOCKS: --
STEALS: --
MINUTES: 4 vs. Green Bay (11/12/21)

11 | LORNE BOWMAN II

Freshman | Guard | 6-2 | 210
Detroit, Mich. | St. Mary's High School

GAME-BY-GAME STATISTICS

| Opponent | Date | gs | min | Total | | 3-Pointers | | Free throws | | Rebounds | | | | pf | a | t/o | blk | stl | pts | avg |
|----------------------|----------|----|-----|--------|-------|------------|------|-------------|-------|----------|-----|-----|-----|----|---|-----|-----|-----|-----|-----|
| | | | | fg-fga | pct | 3fg-fga | pct | ft-fia | pct | off | def | tot | avg | | | | | | | |
| ST. FRANCIS BROOKLYN | 11/09/21 | 15 | | 3-7 | .429 | 3-4 | .750 | 0-0 | .000 | 2 | 2 | 4 | 4.0 | 0 | 1 | 1 | 0 | 0 | 9 | 9.0 |
| GREEN BAY | 11/12/21 | 15 | | 1-3 | .333 | 1-2 | .500 | 0-0 | .000 | 0 | 1 | 1 | 2.5 | 4 | 1 | 1 | 0 | 3 | 3 | 6.0 |
| PROVIDENCE | 11/15/21 | 11 | | 1-3 | .333 | 1-2 | .500 | 0-0 | .000 | 0 | 0 | 0 | 1.7 | 1 | 0 | 1 | 0 | 0 | 3 | 5.0 |
| vs Texas A&M | 11/22/21 | 11 | | 0-1 | .000 | 0-0 | .000 | 2-2 | 1.000 | 0 | 0 | 0 | 1.3 | 1 | 1 | 0 | 0 | 1 | 2 | 4.3 |
| vs Houston | 11/23/21 | 12 | | 1-1 | 1.000 | 0-0 | .000 | 0-1 | .000 | 0 | 0 | 0 | 1.0 | 1 | 0 | 1 | 0 | 0 | 2 | 3.8 |
| vs Saint Mary's (CA) | 11/24/21 | 11 | | 2-5 | .400 | 1-2 | .500 | 0-0 | .000 | 0 | 0 | 0 | 0.8 | 1 | 0 | 1 | 0 | 0 | 5 | 4.0 |
| at Georgia Tech | 12/01/21 | 8 | | 2-3 | .667 | 1-2 | .500 | 0-0 | .000 | 0 | 2 | 2 | 1.0 | 1 | 0 | 0 | 0 | 0 | 5 | 4.1 |
| MARQUETTE | 12/04/21 | 11 | | 2-4 | .500 | 1-3 | .333 | 0-0 | .000 | 0 | 1 | 1 | 1.0 | 2 | 0 | 3 | 0 | 0 | 5 | 4.3 |
| NICHOLLS ST. | 12/15/21 | 13 | | 1-2 | .500 | 1-2 | .500 | 1-3 | .333 | 0 | 3 | 3 | 1.2 | 0 | 0 | 1 | 0 | 0 | 4 | 4.2 |
| at Purdue | 01/03/22 | 5 | | 0-0 | .000 | 0-0 | .000 | 0-0 | .000 | 0 | 0 | 0 | 1.1 | 0 | 1 | 0 | 0 | 0 | 0 | 3.8 |
| Totals | | 0 | 112 | 13-29 | .448 | 9-17 | .529 | 3-6 | .500 | 2 | 9 | 11 | 1.1 | 11 | 4 | 9 | 0 | 4 | 38 | 3.8 |

CAREER STATISTICS

| Overall | | | 3-Point | | | | | | | Rebounding | | | | | | | |
|---------|-------|----------|---------|------|--------|------|--------|------|---------|------------|-----|-------|-----|----|-----|-----|---------|
| Year | GP-GS | Min/Avg | FG-FGA | Pct | FG-FGA | Pct | FT-FTA | Pct | Off-Def | Tot | Avg | PF-FO | Ast | TO | Blk | Stl | Pts/Avg |
| 2021-22 | 10-0 | 113/11.3 | 13-29 | .448 | 9-17 | .529 | 3-6 | .500 | 2-9 | 11 | 1.1 | 11-0 | 4 | 9 | 0 | 4 | 38/3.8 |
| Total | 10-0 | 113/11.3 | 13-29 | .448 | 9-17 | .529 | 3-6 | .500 | 2-9 | 11 | 1.2 | 11-0 | 4 | 9 | 0 | 4 | 38/3.8 |

| Conference | | | 3-Point | | | | | | | Rebounding | | | | | | | |
|------------|-------|---------|---------|-----|--------|-----|--------|-----|---------|------------|-----|-------|-----|-----|-----|-----|---------|
| Year | GP-GS | Min/Avg | FG-FGA | Pct | FG-FGA | Pct | FT-FTA | Pct | Off-Def | Tot | Avg | PF-FO | Ast | TO | Blk | Stl | Pts/Avg |
| 2021-22 | 1-0 | 5/5.0 | --- | --- | --- | --- | --- | --- | --- | --- | --- | --- | 1 | --- | --- | --- | --- |
| Total | 1-0 | 5/5.0 | --- | --- | --- | --- | --- | --- | --- | --- | --- | --- | 1 | --- | --- | --- | --- |

SEASON HIGHS

POINTS: 9 vs. St. Francis Bkn (11/9/21)
FIELD GOALS: 3 vs. St. Francis Bkn (11/9/21)
FG ATTEMPTS: 7 vs. St. Francis Bkn (11/9/21)
3-POINT FGS: 3 vs. St. Francis Bkn (11/9/21)
3-POINT FGAS: 4 vs. St. Francis Bkn (11/9/21)
FREE THROWS: 2 vs. Texas A&M (11/22/21)
FT ATTEMPTS: 3 vs. Nicholls (12/15/21)
REBOUNDS: 4 vs. St. Francis Bkn (11/9/21)
ASSISTS: 1 (4x) MR at Purdue (1/3/22)
BLOCKS: --
STEALS: 1 vs. Texas A&M (11/22/21)
MINUTES: 15 vs. St. Francis Bkn (11/9/21)

CAREER HIGHS

POINTS: 9 vs. St. Francis Bkn (11/9/21)
FIELD GOALS: 3 vs. St. Francis Bkn (11/9/21)
FG ATTEMPTS: 7 vs. St. Francis Bkn (11/9/21)
3-POINT FGS: 3 vs. St. Francis Bkn (11/9/21)
3-POINT FGAS: 4 vs. St. Francis Bkn (11/9/21)
FREE THROWS: 2 vs. Texas A&M (11/22/21)
FT ATTEMPTS: 3 vs. Nicholls (12/15/21)
REBOUNDS: 4 vs. St. Francis Bkn (11/9/21)
ASSISTS: 1 (4x) MR at Purdue (1/3/22)
BLOCKS: --
STEALS: 1 vs. Texas A&M (11/22/21)
MINUTES: 15 vs. St. Francis Bkn (11/9/21)

Individual Game by Game

13 | JUSTIN TAPHORN

Freshman | Guard | 6-5 | 198
Pekin, Ill. | Pekin High School

GAME-BY-GAME STATISTICS

| Opponent | Date | gs | min | Total | | 3-Pointers | | Free throws | | Rebounds | | | | pf | a | t/o | blk | stl | pts | avg |
|----------------------|----------|----|-----|--------|------|------------|------|-------------|------|----------|-----|-----|-----|----|---|-----|-----|-----|-----|-----|
| | | | | fg-fga | pct | 3fg-fga | pct | ft-fia | pct | off | def | tot | avg | | | | | | | |
| ST. FRANCIS BROOKLYN | 11/09/21 | 1 | | 0-0 | .000 | 0-0 | .000 | 0-0 | .000 | 0 | 0 | 0 | 0.0 | 0 | 0 | 0 | 0 | 0 | 0 | 0.0 |
| GREEN BAY | 11/12/21 | 2 | | 0-0 | .000 | 0-0 | .000 | 0-0 | .000 | 0 | 0 | 0 | 0.0 | 0 | 0 | 0 | 0 | 0 | 0 | 0.0 |
| MARQUETTE | 12/04/21 | 1 | | 0-0 | .000 | 0-0 | .000 | 0-0 | .000 | 0 | 0 | 0 | 0.0 | 0 | 0 | 0 | 0 | 0 | 0 | 0.0 |
| Totals | | 0 | 4 | 0-0 | .000 | 0-0 | .000 | 0-0 | .000 | 0 | 0 | 0 | 0.0 | 0 | 0 | 0 | 0 | 0 | 0 | 0.0 |

CAREER STATISTICS

| Overall | | | 3-Point | | | | | | Rebounding | | | | | | | | |
|---------|-------|---------|---------|------|--------|------|--------|-----|------------|-----|-----|-------|-----|-----|-----|-----|---------|
| Year | GP-GS | Min/Avg | FG-FGA | Pct | FG-FGA | Pct | FT-FTA | Pct | Off-Def | Tot | Avg | PF-FO | Ast | TO | Blk | Stl | Pts/Avg |
| 2020-21 | 6-0 | 8/1.3 | 0-1 | .000 | 0-1 | .000 | --- | --- | 0-0 | 0 | --- | 0-0 | 0 | 1 | 0 | 0 | 0/0.0 |
| 2021-22 | 3-0 | 4/1.3 | 0-0 | .000 | 0-0 | .000 | --- | --- | 0-0 | 0 | --- | 0-0 | 0 | 0 | 0 | 0 | 0/0.0 |
| Total | 9-0 | 12/1.3 | 0-1 | .000 | 0-1 | .000 | --- | --- | 0-0 | 0 | --- | 0-0 | 0 | 1 | 0 | 0 | 0/0.0 |
| Overall | | | 3-Point | | | | | | Rebounding | | | | | | | | |
| Year | GP-GS | Min/Avg | FG-FGA | Pct | FG-FGA | Pct | FT-FTA | Pct | Off-Def | Tot | Avg | PF-FO | Ast | TO | Blk | Stl | Pts/Avg |
| 2020-21 | 2-0 | 2/1.0 | 0-0 | --- | 0-0 | --- | 0-0 | --- | 0-0 | 0 | 0.0 | 0-0 | 0 | 0 | 0 | 0 | 0/0.0 |
| 2021-22 | --- | --- | --- | --- | --- | --- | --- | --- | --- | --- | --- | --- | --- | --- | --- | --- | ---/-- |
| Total | 2-0 | 2/1.0 | 0-0 | --- | 0-0 | --- | 0-0 | --- | 0-0 | 0 | 0.0 | 0-0 | 0 | 0 | 0 | 0 | 0/0.0 |

SEASON HIGHS

POINTS: --
FIELD GOALS: --
FG ATTEMPTS: --
3-POINT FGS: --
3-POINT FGAS: --
FREE THROWS: --
FT ATTEMPTS: --
REBOUNDS: --
ASSISTS: --
BLOCKS: --
STEALS: --
MINUTES: 2 vs. Green Bay (11/12/21)

CAREER HIGHS

POINTS: --
FIELD GOALS: --
FG ATTEMPTS: 1 vs. Green Bay (12/1/20)
3-POINT FGS: --
3-POINT FGAS: 1 vs. Green Bay (12/1/20)
FREE THROWS: --
FT ATTEMPTS: --
REBOUNDS: --
ASSISTS: --
BLOCKS: --
STEALS: --
MINUTES: 2 vs. Green Bay (11/12/21)

14 | CARTER GILMORE

Freshman | Forward | 6-7 | 215
Hartland, Wis. | Arrowhead High School

GAME-BY-GAME STATISTICS

| Opponent | Date | gs | min | Total | | 3-Pointers | | Free throws | | Rebounds | | | | pf | a | t/o | blk | stl | pts | avg |
|----------------------|----------|----|-----|--------|------|------------|------|-------------|------|----------|-----|-----|-----|----|---|-----|-----|-----|-----|-----|
| | | | | fg-fga | pct | 3fg-fga | pct | ft-fia | pct | off | def | tot | avg | | | | | | | |
| ST. FRANCIS BROOKLYN | 11/09/21 | 7 | 2-2 | 1,000 | 0-0 | .000 | 1-2 | .500 | 0 | 1 | 1 | 1.0 | 0 | 1 | 0 | 1 | 1 | 5 | 5.0 | |
| GREEN BAY | 11/12/21 | 14 | 0-4 | .000 | 0-1 | .000 | 0-0 | .000 | 2 | 3 | 5 | 3.0 | 0 | 0 | 1 | 2 | 0 | 0 | 2.5 | |
| PROVIDENCE | 11/15/21 | 25 | 0-3 | .000 | 0-1 | .000 | 0-0 | .000 | 0 | 5 | 5 | 3.7 | 2 | 0 | 0 | 0 | 0 | 0 | 1.7 | |
| vs Texas A&M | 11/22/21 | 11 | 0-0 | .000 | 0-0 | .000 | 1-2 | .500 | 0 | 0 | 2.8 | 2 | 0 | 0 | 1 | 0 | 1 | 1.5 | | |
| vs Houston | 11/23/21 | 9 | 0-1 | .000 | 0-1 | .000 | 0-0 | .000 | 0 | 0 | 0 | 2.2 | 1 | 1 | 0 | 0 | 1 | 0 | 1.2 | |
| vs Saint Mary's (CA) | 11/24/21 | 12 | 1-1 | 1,000 | 0-0 | .000 | 2-2 | 1,000 | 1 | 0 | 1 | 2.0 | 2 | 0 | 0 | 0 | 0 | 4 | 1.7 | |
| at Georgia Tech | 12/01/21 | 5 | 0-0 | .000 | 0-0 | .000 | 0-0 | .000 | 0 | 1 | 1 | 1.9 | 1 | 0 | 0 | 0 | 0 | 0 | 1.4 | |
| MARQUETTE | 12/04/21 | 7 | 0-0 | .000 | 0-0 | .000 | 0-0 | .000 | 1 | 0 | 1 | 1.8 | 3 | 1 | 0 | 0 | 0 | 0 | 1.3 | |
| INDIANA | 12/08/21 | 4 | 1-2 | .500 | 0-1 | .000 | 0-0 | .000 | 0 | 0 | 0 | 1.6 | 0 | 0 | 0 | 0 | 0 | 2 | 1.3 | |
| NICHOLLS ST. | 12/15/21 | 4 | 0-0 | .000 | 0-0 | .000 | 0-1 | .000 | 0 | 0 | 0 | 1.4 | 1 | 0 | 0 | 0 | 0 | 0 | 1.2 | |
| ILLINOIS ST. | 12/29/21 | 13 | 1-1 | 1,000 | 1-1 | 1,000 | 0-0 | .000 | 0 | 2 | 2 | 1.5 | 1 | 0 | 1 | 0 | 0 | 3 | 1.4 | |
| at Purdue | 01/03/22 | 19 | 0-3 | .000 | 0-3 | .000 | 0-0 | .000 | 2 | 0 | 2 | 1.5 | 1 | 1 | 1 | 0 | 0 | 0 | 1.3 | |
| Totals | | 0 | 130 | 5-17 | .294 | 1-8 | .125 | 4-7 | .571 | 6 | 12 | 18 | 1.5 | 14 | 4 | 3 | 4 | 2 | 15 | 1.3 |

CAREER STATISTICS

| Overall | | | 3-Point | | | | | | Rebounding | | | | | | | | | | | | | |
|---------|-------|----------|---------|------|--------|------|--------|------|------------|-----|-----|-------|-----|----|-----|-----|---------|--|--|--|--|--|
| Year | GP-GS | Min/Avg | FG-FGA | Pct | FG-FGA | Pct | FT-FTA | Pct | Off-Def | Tot | Avg | PF-FO | Ast | TO | Blk | Stl | Pts/Avg | | | | | |
| 2020-21 | 9-0 | 17/1.9 | 1-5 | .200 | 0-4 | .000 | 0-0 | .000 | 0-3 | 3 | 0.3 | 2-0 | 0 | 0 | 0 | 0 | 2/0.2 | | | | | |
| 2021-22 | 12-0 | 125/10.4 | 5-17 | .294 | 1-8 | .125 | 4-7 | .571 | 6-13 | 19 | 1.6 | 14-0 | 4 | 3 | 4 | 2 | 15/1.3 | | | | | |
| Total | 21-0 | 142/6.8 | 6-22 | .273 | 1-12 | .083 | 4-7 | .571 | 6-16 | 22 | 1.0 | 16-0 | 4 | 3 | 4 | 2 | 17/0.8 | | | | | |
| Overall | | | 3-Point | | | | | | Rebounding | | | | | | | | | | | | | |
| Year | GP-GS | Min/Avg | FG-FGA | Pct | FG-FGA | Pct | FT-FTA | Pct | Off-Def | Tot | Avg | PF-FO | Ast | TO | Blk | Stl | Pts/Avg | | | | | |
| 2020-21 | 4-0 | 8/2.0 | 0-2 | .000 | 0-2 | .000 | 0-0 | --- | 0-1 | 1 | 0.3 | 1-0 | 0 | 0 | 0 | 0 | 0/0.0 | | | | | |
| 2021-22 | 2-0 | 23/11.5 | 1-5 | .200 | 0-4 | .000 | 0-0 | --- | 2-0 | 2 | 1.0 | 1-0 | 1 | 1 | 0 | 0 | 2/1.0 | | | | | |
| Total | 6-0 | 31/5.2 | 1-7 | .143 | 0-6 | .000 | 0-0 | --- | 2-1 | 3 | 0.5 | 2-0 | 1 | 1 | 0 | 0 | 2/0.3 | | | | | |

SEASON HIGHS

POINTS: 5 vs. St. Francis Bkn (11/9/21)
FIELD GOALS: 2 vs. St. Francis Bkn (11/9/21)
FG ATTEMPTS: 3 (2x) MR at Purdue (1/3/22)
3-POINT FGS: 1 vs. Illinois St (12/29/21)
3-POINT FGAS: 3 at Purdue (1/3/22)
FREE THROWS: 2 vs. Saint Mary's (11/24/21)
FT ATTEMPTS: 2 (2x) MR vs. Saint Mary's (11/24/21)
REBOUNDS: 5 vs. Providence (11/15/21)
ASSISTS: 1 (4x) MR at Purdue (1/3/22)
BLOCKS: 1 vs. Texas A&M (11/22/21)
STEALS: 1 (2x) MR vs. Houston (11/23/21)
MINUTES: 25 vs. Providence (11/15/21)

CAREER HIGHS

POINTS: 5 vs. St. Francis Bkn (11/9/21)
FIELD GOALS: 2 vs. St. Francis Bkn (11/9/21)
FG ATTEMPTS: 3 (2x) MR at Purdue (1/3/22)
3-POINT FGS: 1 vs. Illinois St (12/29/21)
3-POINT FGAS: 3 at Purdue (1/3/22)
FREE THROWS: 2 vs. Saint Mary's (11/24/21)
FT ATTEMPTS: 2 (2x) MR vs. Saint Mary's (11/24/21)
REBOUNDS: 5 vs. Providence (11/15/21)
ASSISTS: 1 (4x) MR at Purdue (1/3/22)
BLOCKS: 1 vs. Texas A&M (11/22/21)
STEALS: 1 (2x) MR vs. Houston (11/23/21)
MINUTES: 25 vs. Providence (11/15/21)

Individual Game by Game

35 | MARKUS ILVER

Freshman | Forward | 6-8 | 247
Tallinn, Estonia | Western Reserve Academy

GAME-BY-GAME STATISTICS

| Opponent | Date | gs | min | Total | | 3-Pointers | | Free throws | | Rebounds | | | | pf | a | t/o | blk | stl | pts | avg |
|----------------------|----------|----|-----|--------|------|------------|------|-------------|------|----------|-----|-----|-----|----|---|-----|-----|-----|-----|-----|
| | | | | fg-fga | pct | 3fg-fga | pct | ft-fia | pct | off | def | tot | avg | | | | | | | |
| ST. FRANCIS BROOKLYN | 11/09/21 | 7 | | 1-2 | .500 | 0-1 | .000 | 0-0 | .000 | 0 | 0 | 0 | 0.0 | 1 | 0 | 0 | 0 | 0 | 2 | 2.0 |
| GREEN BAY | 11/12/21 | 11 | | 0-4 | .000 | 0-2 | .000 | 3-4 | .750 | 1 | 3 | 4 | 2.0 | 4 | 0 | 1 | 0 | 0 | 3 | 2.5 |
| PROVIDENCE | 11/15/21 | 2 | | 0-0 | .000 | 0-0 | .000 | 0-0 | .000 | 0 | 0 | 0 | 1.3 | 0 | 0 | 0 | 0 | 0 | 0 | 1.7 |
| MARQUETTE | 12/04/21 | 2 | | 0-1 | .000 | 0-1 | .000 | 0-0 | .000 | 0 | 0 | 0 | 1.0 | 0 | 0 | 0 | 0 | 0 | 0 | 1.3 |
| at Ohio St. | 12/11/21 | 3 | | 0-1 | .000 | 0-1 | .000 | 0-0 | .000 | 0 | 0 | 0 | 0.8 | 0 | 0 | 0 | 0 | 0 | 0 | 1.0 |
| ILLINOIS ST. | 12/29/21 | 2 | | 0-0 | .000 | 0-0 | .000 | 0-0 | .000 | 0 | 0 | 0 | 0.7 | 0 | 0 | 0 | 0 | 0 | 0 | 0.8 |
| Totals | | 0 | 27 | 1-8 | .125 | 0-5 | .000 | 3-4 | .750 | 1 | 3 | 4 | 0.7 | 5 | 0 | 1 | 0 | 0 | 5 | 0.8 |

CAREER STATISTICS

| Overall | | | 3-Point | | | | | | Rebounding | | | | | | | | | |
|------------|-------|---------|---------|------|--------|------|--------|------|------------|-----|-----|-------|-----|----|-----|-----|---------|--|
| Year | GP-GS | Min/Avg | FG-FGA | Pct | FG-FGA | Pct | FT-FTA | Pct | Off-Def | Tot | Avg | PF-FO | Ast | TO | Blk | Stl | Pts/Avg | |
| 2021-22 | 6-0 | 26/4.3 | 1-8 | .125 | 0-5 | .000 | 3-4 | .750 | 1-3 | 4 | 0.7 | 5-0 | 0 | 1 | 0 | 0 | 5/0.8 | |
| Total | 6-0 | 26/4.3 | 1-8 | .125 | 0-5 | .000 | 3-4 | .750 | 1-3 | 4 | 0.7 | 5-0 | 0 | 1 | 0 | 0 | 5/0.8 | |
| Conference | | | 3-Point | | | | | | Rebounding | | | | | | | | | |
| Year | GP-GS | Min/Avg | FG-FGA | Pct | FG-FGA | Pct | FT-FTA | Pct | Off-Def | Tot | Avg | PF-FO | Ast | TO | Blk | Stl | Pts/Avg | |
| 2021-22 | 1-0 | 3/3.0 | 0-1 | .000 | 0-1 | .000 | 0-0 | --- | 0-0 | 0 | 0.0 | 0-0 | 0 | 0 | 0 | 0 | 0/0.0 | |
| Total | 1-0 | 3/3.0 | 0-1 | .000 | 0-1 | .000 | 0-0 | --- | 0-0 | 0 | 0.0 | 0-0 | 0 | 0 | 0 | 0 | 0/0.0 | |

SEASON HIGHS

POINTS: 3 vs. Green Bay (11/12/21)
FIELD GOALS: 1 vs. St. Francis Bkn (11/9/21)
FG ATTEMPTS: 4 vs. Green Bay (11/12/21)
3-POINT FGS: --
3-POINT FGAS: 2 vs. Green Bay (11/12/21)
FREE THROWS: 3 vs. Green Bay (11/12/21)
FT ATTEMPTS: 4 vs. Green Bay (11/12/21)
REBOUNDS: 4 vs. Green Bay (11/12/21)
ASSISTS: --
BLOCKS: --
STEALS: --
MINUTES: 11 vs. Green Bay (11/12/21)

CAREER HIGHS

POINTS: 3 vs. Green Bay (11/12/21)
FIELD GOALS: 1 vs. St. Francis Bkn (11/9/21)
FG ATTEMPTS: 4 vs. Green Bay (11/12/21)
3-POINT FGS: --
3-POINT FGAS: 2 vs. Green Bay (11/12/21)
FREE THROWS: 3 vs. Green Bay (11/12/21)
FT ATTEMPTS: 4 vs. Green Bay (11/12/21)
REBOUNDS: 4 vs. Green Bay (11/12/21)
ASSISTS: --
BLOCKS: --
STEALS: --
MINUTES: 11 vs. Green Bay (11/12/21)

SEASON STATISTICS

Updated Through January 3, 2022

| RECORD: | OVERALL | HOME | AWAY | NEUTRAL |
|----------------|---------|------|------|---------|
| ALL GAMES | 11-2 | 6-1 | 2-1 | 3-0 |
| CONFERENCE | 2-1 | 1-0 | 1-1 | 0-0 |
| NON-CONFERENCE | 9-1 | 5-1 | 1-0 | 3-0 |

| ## | Player | gp-gs | min | avg | Total | | 3-Point | | F-Throw | | Rebounds | | | | pf | dq | a | to | blk | stl | pts | avg |
|----------------|---------------------|-------|------|------|---------|------|---------|------|---------|------|----------|-----|-----|------|-----|----|-----|-----|-----|-----|-----|------|
| | | | | | fg-fga | fg% | 3fg-fga | 3fg% | ft-fa | ft% | off | def | tot | avg | | | | | | | | |
| 01 | Johnny Davis | 11-11 | 380 | 34.5 | 87-192 | .453 | 16-45 | .356 | 55-67 | .821 | 15 | 64 | 79 | 7.2 | 17 | 0 | 29 | 23 | 9 | 17 | 245 | 22.3 |
| 34 | Brad Davison | 13-13 | 427 | 32.8 | 56-150 | .373 | 33-96 | .344 | 44-51 | .863 | 5 | 48 | 53 | 4.1 | 32 | 1 | 25 | 10 | 0 | 9 | 189 | 14.5 |
| 05 | Tyler Wahl | 13-13 | 379 | 29.2 | 43-95 | .453 | 0-16 | .000 | 30-42 | .714 | 16 | 49 | 65 | 5.0 | 29 | 1 | 17 | 14 | 16 | 10 | 116 | 8.9 |
| 22 | Steven Crowl | 13-13 | 309 | 23.8 | 42-99 | .424 | 10-35 | .286 | 16-22 | .727 | 26 | 37 | 63 | 4.8 | 33 | 1 | 13 | 13 | 5 | 3 | 110 | 8.5 |
| 23 | Chucky Hepburn | 13-13 | 403 | 31.0 | 30-85 | .353 | 13-46 | .283 | 22-26 | .846 | 3 | 23 | 26 | 2.0 | 24 | 0 | 29 | 17 | 4 | 15 | 95 | 7.3 |
| 11 | Lorne Bowman II | 10-0 | 112 | 11.2 | 13-29 | .448 | 9-17 | .529 | 3-6 | .500 | 2 | 9 | 11 | 1.1 | 11 | 0 | 4 | 9 | 0 | 4 | 38 | 3.8 |
| 33 | Chris Vogt | 13-0 | 168 | 12.9 | 16-34 | .471 | 0-1 | .000 | 10-16 | .625 | 25 | 27 | 52 | 4.0 | 35 | 1 | 7 | 5 | 8 | 4 | 42 | 3.2 |
| 00 | Jahcobi Neath | 6-1 | 68 | 11.3 | 5-19 | .263 | 1-5 | .200 | 6-8 | .750 | 4 | 8 | 12 | 2.0 | 7 | 0 | 4 | 1 | 1 | 3 | 17 | 2.8 |
| 20 | Ben Carlson | 12-1 | 133 | 11.1 | 11-34 | .324 | 0-11 | .000 | 3-6 | .500 | 10 | 21 | 31 | 2.6 | 4 | 0 | 3 | 4 | 1 | 0 | 25 | 2.1 |
| 02 | Jordan Davis | 11-0 | 73 | 6.6 | 7-14 | .500 | 4-10 | .400 | 0-1 | .000 | 4 | 10 | 14 | 1.3 | 7 | 0 | 1 | 3 | 1 | 4 | 18 | 1.6 |
| 14 | Carter Gilmore | 12-0 | 130 | 10.8 | 5-17 | .294 | 1-8 | .125 | 4-7 | .571 | 6 | 12 | 18 | 1.5 | 14 | 0 | 4 | 3 | 4 | 2 | 15 | 1.3 |
| 10 | Isaac Lindsey | 3-0 | 8 | 2.7 | 1-4 | .250 | 1-3 | .333 | 0-0 | .000 | 0 | 0 | 0 | 0.0 | 0 | 0 | 0 | 0 | 0 | 0 | 3 | 1.0 |
| 35 | Markus Ilver | 6-0 | 27 | 4.5 | 1-8 | .125 | 0-5 | .000 | 3-4 | .750 | 1 | 3 | 4 | 0.7 | 5 | 0 | 0 | 1 | 0 | 0 | 5 | 0.8 |
| 04 | Carter Higginbottom | 3-0 | 4 | 1.3 | 0-0 | .000 | 0-0 | .000 | 0-0 | .000 | 0 | 0 | 0 | 0.0 | 2 | 0 | 0 | 2 | 0 | 0 | 0 | 0.0 |
| 13 | Justin Taphorn | 3-0 | 4 | 1.3 | 0-0 | .000 | 0-0 | .000 | 0-0 | .000 | 0 | 0 | 0 | 0.0 | 0 | 0 | 0 | 0 | 0 | 0 | 0 | 0.0 |
| Team | | | | | | | | | | | 23 | 24 | 47 | | | | | 2 | | | | |
| Total..... | | 13 | 2625 | | 317-780 | .406 | 88-298 | .295 | 196-256 | .766 | 140 | 335 | 475 | 36.5 | 220 | 4 | 136 | 107 | 49 | 71 | 918 | 70.6 |
| Opponents..... | | 13 | 2625 | | 307-734 | .418 | 87-258 | .337 | 126-197 | .640 | 124 | 353 | 477 | 36.7 | 253 | 6 | 140 | 163 | 47 | 56 | 827 | 63.6 |

TEAM STATISTICS

| | WIS | OPP |
|------------------------|---------|---------|
| SCORING | 918 | 827 |
| Points per game | 70.6 | 63.6 |
| Scoring margin | +7.0 | - |
| FIELD GOALS-ATT | 317-780 | 307-734 |
| Field goal pct | .406 | .418 |
| 3 POINT FG-ATT | 88-298 | 87-258 |
| 3-point FG pct | .295 | .337 |
| 3-pt FG made per game | 6.8 | 6.7 |
| FREE THROWS-ATT | 196-256 | 126-197 |
| Free throw pct | .766 | .640 |
| F-Throws made per game | 15.1 | 9.7 |
| REBOUNDS | 475 | 477 |
| Rebounds per game | 36.5 | 36.7 |
| Rebounding margin | -0.2 | - |
| ASSISTS | 136 | 140 |
| Assists per game | 10.5 | 10.8 |
| TURNOVERS | 107 | 163 |
| Turnovers per game | 8.2 | 12.5 |
| Turnover margin | +4.3 | - |
| Assist/turnover ratio | 1.3 | 0.9 |
| STEALS | 71 | 56 |
| Steals per game | 5.5 | 4.3 |
| BLOCKS | 49 | 47 |
| Blocks per game | 3.8 | 3.6 |
| ATTENDANCE | 112283 | 37863 |
| Home games-Avg/Game | 7-16040 | 3-11654 |
| Neutral site-Avg/Game | - | 3-967 |

| Date | Opponent | | Score | Att. |
|------------|----------------------|---|-------|-------|
| 11/09/21 | ST. FRANCIS BROOKLYN | w | 81-58 | 15735 |
| 11/12/21 | GREEN BAY | w | 72-34 | 16005 |
| 11/15/21 | PROVIDENCE | L | 58-63 | 15773 |
| 11/22/21 | vs Texas A&M | w | 69-58 | 0 |
| 11/23/21 | vs Houston | w | 65-63 | 0 |
| 11/24/21 | vs Saint Mary's (CA) | w | 61-55 | 2901 |
| 12/01/21 | at Georgia Tech | w | 70-66 | 6302 |
| 12/04/21 | MARQUETTE | w | 89-76 | 17287 |
| * 12/08/21 | INDIANA | w | 64-59 | 16013 |
| * 12/11/21 | at Ohio St. | L | 55-73 | 13856 |
| 12/15/21 | NICHOLLS ST. | w | 71-68 | 15752 |
| 12/29/21 | ILLINOIS ST. | w | 89-85 | 15718 |
| * 01/03/22 | at Purdue | w | 74-69 | 14804 |

* = Conference game

| Score by Periods | 1st | 2nd | Totals |
|------------------|-----|-----|--------|
| Wisconsin | 427 | 491 | 918 |
| Opponents | 390 | 437 | 827 |

BIG TEN STATISTICS

Updated Through January 3, 2022

| RECORD: | OVERALL | HOME | AWAY | NEUTRAL |
|----------------|---------|------|------|---------|
| ALL GAMES | 2-1 | 1-0 | 1-1 | 0-0 |
| CONFERENCE | 2-1 | 1-0 | 1-1 | 0-0 |
| NON-CONFERENCE | 0-0 | 0-0 | 0-0 | 0-0 |

| ## | Player | gp-gs | min | avg | Total | | 3-Point | | F-Throw | | Rebounds | | | | pf | dq | a | to | blk | stl | pts | avg |
|----------------|-----------------|-------|-----|------|--------|------|---------|------|---------|-------|----------|-----|-----|------|----|----|----|----|-----|-----|-----|------|
| | | | | | fg-fga | fg% | 3fg-fga | 3fg% | ft-fa | ft% | off | def | tot | avg | | | | | | | | |
| 01 | Johnny Davis | 3-3 | 113 | 37.7 | 32-63 | .508 | 5-15 | .333 | 15-19 | .789 | 3 | 27 | 30 | 10.0 | 7 | 0 | 7 | 7 | 3 | 5 | 84 | 28.0 |
| 34 | Brad Davison | 3-3 | 100 | 33.3 | 12-35 | .343 | 8-19 | .421 | 4-4 | 1.000 | 0 | 12 | 12 | 4.0 | 5 | 0 | 6 | 2 | 0 | 1 | 36 | 12.0 |
| 33 | Chris Vogt | 3-0 | 51 | 17.0 | 9-15 | .600 | 0-0 | .000 | 4-7 | .571 | 7 | 4 | 11 | 3.7 | 11 | 1 | 1 | 1 | 3 | 2 | 22 | 7.3 |
| 05 | Tyler Wahl | 3-3 | 72 | 24.0 | 6-18 | .333 | 0-5 | .000 | 4-5 | .800 | 4 | 13 | 17 | 5.7 | 10 | 1 | 6 | 3 | 4 | 3 | 16 | 5.3 |
| 23 | Chucky Hepburn | 3-3 | 90 | 30.0 | 4-19 | .211 | 2-12 | .167 | 4-4 | 1.000 | 0 | 6 | 6 | 2.0 | 6 | 0 | 5 | 2 | 2 | 2 | 14 | 4.7 |
| 22 | Steven Crawl | 3-3 | 65 | 21.7 | 4-15 | .267 | 1-7 | .143 | 0-0 | .000 | 2 | 2 | 4 | 1.3 | 12 | 1 | 4 | 3 | 0 | 1 | 9 | 3.0 |
| 02 | Jordan Davis | 3-0 | 33 | 11.0 | 2-7 | .286 | 1-5 | .200 | 0-1 | .000 | 1 | 4 | 5 | 1.7 | 1 | 0 | 0 | 0 | 1 | 2 | 5 | 1.7 |
| 20 | Ben Carlson | 3-0 | 37 | 12.3 | 1-7 | .143 | 0-4 | .000 | 2-4 | .500 | 2 | 4 | 6 | 2.0 | 2 | 0 | 0 | 0 | 0 | 0 | 4 | 1.3 |
| 14 | Carter Gilmore | 2-0 | 23 | 11.5 | 1-5 | .200 | 0-4 | .000 | 0-0 | .000 | 2 | 0 | 2 | 1.0 | 1 | 0 | 1 | 1 | 0 | 0 | 2 | 1.0 |
| 00 | Jahcobi Neath | 2-0 | 8 | 4.0 | 0-2 | .000 | 0-1 | .000 | 1-2 | .500 | 0 | 2 | 2 | 1.0 | 1 | 0 | 1 | 0 | 0 | 0 | 1 | 0.5 |
| 35 | Markus Ilver | 1-0 | 3 | 3.0 | 0-1 | .000 | 0-1 | .000 | 0-0 | .000 | 0 | 0 | 0 | 0.0 | 0 | 0 | 0 | 0 | 0 | 0 | 0 | 0.0 |
| 11 | Lorne Bowman II | 1-0 | 5 | 5.0 | 0-0 | .000 | 0-0 | .000 | 0-0 | .000 | 0 | 0 | 0 | 0.0 | 0 | 0 | 1 | 0 | 0 | 0 | 0 | 0.0 |
| Team | | | | | | | | | | | 4 | 4 | 8 | | | | | | | | | |
| Total..... | | 3 | 600 | | 71-187 | .380 | 17-73 | .233 | 34-46 | .739 | 25 | 78 | 103 | 34.3 | 56 | 3 | 32 | 19 | 13 | 16 | 193 | 64.3 |
| Opponents..... | | 3 | 600 | | 76-176 | .432 | 19-52 | .365 | 30-50 | .600 | 35 | 98 | 133 | 44.3 | 50 | 0 | 48 | 35 | 8 | 8 | 201 | 67.0 |

| TEAM STATISTICS | WIS | OPP |
|------------------------|---------|---------|
| SCORING | 193 | 201 |
| Points per game | 64.3 | 67.0 |
| Scoring margin | -2.7 | - |
| FIELD GOALS-ATT | 71-187 | 76-176 |
| Field goal pct | .380 | .432 |
| 3 POINT FG-ATT | 17-73 | 19-52 |
| 3-point FG pct | .233 | .365 |
| 3-pt FG made per game | 5.7 | 6.3 |
| FREE THROWS-ATT | 34-46 | 30-50 |
| Free throw pct | .739 | .600 |
| F-Throws made per game | 11.3 | 10.0 |
| REBOUNDS | 103 | 133 |
| Rebounds per game | 34.3 | 44.3 |
| Rebounding margin | -10.0 | - |
| ASSISTS | 32 | 48 |
| Assists per game | 10.7 | 16.0 |
| TURNOVERS | 19 | 35 |
| Turnovers per game | 6.3 | 11.7 |
| Turnover margin | +5.3 | - |
| Assist/turnover ratio | 1.7 | 1.4 |
| STEALS | 16 | 8 |
| Steals per game | 5.3 | 2.7 |
| BLOCKS | 13 | 8 |
| Blocks per game | 4.3 | 2.7 |
| ATTENDANCE | 16013 | 28660 |
| Home games-Avg/Game | 1-16013 | 2-14330 |
| Neutral site-Avg/Game | - | 0-0 |

| Date | Opponent | | Score | Att. |
|------------|-------------|---|-------|-------|
| * 12/08/21 | INDIANA | W | 64-59 | 16013 |
| * 12/11/21 | at Ohio St. | L | 55-73 | 13856 |
| * 01/03/22 | at Purdue | W | 74-69 | 14804 |

* = Conference game

| Score by Periods | 1st | 2nd | Totals |
|------------------|-----|-----|--------|
| Wisconsin | 83 | 110 | 193 |
| Opponents | 100 | 101 | 201 |

HOME STATISTICS

Updated Through December 29, 2021

| RECORD: | OVERALL | HOME | AWAY | NEUTRAL |
|----------------|---------|------|------|---------|
| ALL GAMES | 6-1 | 6-1 | 0-0 | 0-0 |
| CONFERENCE | 1-0 | 1-0 | 0-0 | 0-0 |
| NON-CONFERENCE | 5-1 | 5-1 | 0-0 | 0-0 |

| ## | Player | gp-gs | min | avg | Total | | 3-Point | | F-Throw | | Rebounds | | | | pf | dq | a | to | blk | stl | pts | avg |
|----------------|---------------------|-------|------|------|---------|------|---------|------|---------|------|----------|-----|-----|------|-----|----|----|----|-----|-----|-----|------|
| | | | | | fg-fga | fg% | 3fg-fga | 3fg% | ft-fa | ft% | off | def | tot | avg | | | | | | | | |
| 01 | Johnny Davis | 5-5 | 160 | 32.0 | 34-84 | .405 | 4-16 | .250 | 26-32 | .813 | 6 | 26 | 32 | 6.4 | 6 | 0 | 14 | 7 | 4 | 4 | 98 | 19.6 |
| 34 | Brad Davison | 7-7 | 226 | 32.3 | 30-79 | .380 | 17-52 | .327 | 25-30 | .833 | 4 | 26 | 30 | 4.3 | 17 | 1 | 13 | 6 | 0 | 8 | 102 | 14.6 |
| 22 | Steven Crowl | 7-7 | 156 | 22.3 | 29-61 | .475 | 7-19 | .368 | 14-18 | .778 | 19 | 24 | 43 | 6.1 | 11 | 0 | 9 | 5 | 3 | 1 | 79 | 11.3 |
| 05 | Tyler Wahl | 7-7 | 204 | 29.1 | 22-49 | .449 | 0-8 | .000 | 21-30 | .700 | 11 | 30 | 41 | 5.9 | 13 | 0 | 11 | 8 | 8 | 3 | 65 | 9.3 |
| 23 | Chucky Hepburn | 7-7 | 214 | 30.6 | 20-51 | .392 | 8-24 | .333 | 14-17 | .824 | 2 | 10 | 12 | 1.7 | 15 | 0 | 17 | 9 | 2 | 11 | 62 | 8.9 |
| 11 | Lorne Bowman II | 5-0 | 65 | 13.0 | 8-19 | .421 | 7-13 | .538 | 1-3 | .333 | 2 | 7 | 9 | 1.8 | 7 | 0 | 2 | 7 | 0 | 3 | 24 | 4.8 |
| 00 | Jahcobi Neath | 3-1 | 54 | 18.0 | 4-14 | .286 | 1-3 | .333 | 5-6 | .833 | 4 | 6 | 10 | 3.3 | 6 | 0 | 3 | 1 | 1 | 3 | 14 | 4.7 |
| 33 | Chris Vogt | 7-0 | 102 | 14.6 | 11-22 | .500 | 0-1 | .000 | 7-10 | .700 | 16 | 18 | 34 | 4.9 | 16 | 0 | 5 | 3 | 5 | 3 | 29 | 4.1 |
| 20 | Ben Carlson | 6-1 | 89 | 14.8 | 9-26 | .346 | 0-7 | .000 | 2-3 | .667 | 9 | 14 | 23 | 3.8 | 1 | 0 | 1 | 1 | 1 | 0 | 20 | 3.3 |
| 02 | Jordan Davis | 7-0 | 41 | 5.9 | 5-10 | .500 | 3-8 | .375 | 0-0 | .000 | 2 | 3 | 5 | 0.7 | 4 | 0 | 1 | 3 | 0 | 1 | 13 | 1.9 |
| 14 | Carter Gilmore | 7-0 | 74 | 10.6 | 4-12 | .333 | 1-4 | .250 | 1-3 | .333 | 3 | 11 | 14 | 2.0 | 7 | 0 | 2 | 2 | 3 | 1 | 10 | 1.4 |
| 35 | Markus Ilver | 5-0 | 24 | 4.8 | 1-7 | .143 | 0-4 | .000 | 3-4 | .750 | 1 | 3 | 4 | 0.8 | 5 | 0 | 0 | 1 | 0 | 0 | 5 | 1.0 |
| 10 | Isaac Lindsey | 3-0 | 8 | 2.7 | 1-4 | .250 | 1-3 | .333 | 0-0 | .000 | 0 | 0 | 0 | 0.0 | 0 | 0 | 0 | 0 | 0 | 0 | 3 | 1.0 |
| 04 | Carter Higginbottom | 3-0 | 4 | 1.3 | 0-0 | .000 | 0-0 | .000 | 0-0 | .000 | 0 | 0 | 0 | 0.0 | 2 | 0 | 0 | 2 | 0 | 0 | 0 | 0.0 |
| 13 | Justin Taphorn | 3-0 | 4 | 1.3 | 0-0 | .000 | 0-0 | .000 | 0-0 | .000 | 0 | 0 | 0 | 0.0 | 0 | 0 | 0 | 0 | 0 | 0 | 0 | 0.0 |
| Team | | | | | | | | | | | 14 | 16 | 30 | | | | 1 | | | | | |
| Total..... | | 7 | 1425 | | 178-438 | .406 | 49-162 | .302 | 119-156 | .763 | 93 | 194 | 287 | 41.0 | 110 | 1 | 78 | 56 | 27 | 38 | 524 | 74.9 |
| Opponents..... | | 7 | 1425 | | 170-414 | .411 | 44-139 | .317 | 59-99 | .596 | 69 | 185 | 254 | 36.3 | 145 | 5 | 69 | 83 | 30 | 28 | 443 | 63.3 |

TEAM STATISTICS

| | WIS | OPP |
|------------------------|---------|---------|
| SCORING | 524 | 443 |
| Points per game | 74.9 | 63.3 |
| Scoring margin | +11.6 | - |
| FIELD GOALS-ATT | 178-438 | 170-414 |
| Field goal pct | .406 | .411 |
| 3 POINT FG-ATT | 49-162 | 44-139 |
| 3-point FG pct | .302 | .317 |
| 3-pt FG made per game | 7.0 | 6.3 |
| FREE THROWS-ATT | 119-156 | 59-99 |
| Free throw pct | .763 | .596 |
| F-Throws made per game | 17.0 | 8.4 |
| REBOUNDS | 287 | 254 |
| Rebounds per game | 41.0 | 36.3 |
| Rebounding margin | +4.7 | - |
| ASSISTS | 78 | 69 |
| Assists per game | 11.1 | 9.9 |
| TURNOVERS | 56 | 83 |
| Turnovers per game | 8.0 | 11.9 |
| Turnover margin | +3.9 | - |
| Assist/turnover ratio | 1.4 | 0.8 |
| STEALS | 38 | 28 |
| Steals per game | 5.4 | 4.0 |
| BLOCKS | 27 | 30 |
| Blocks per game | 3.9 | 4.3 |
| ATTENDANCE | 112283 | 0 |
| Home games-Avg/Game | 7-16040 | 0-0 |
| Neutral site-Avg/Game | - | 0-0 |

Date Opponent

| Date | Opponent | Score | Att. |
|------------|----------------------|---------|-------|
| 11/09/21 | ST. FRANCIS BROOKLYN | w 81-58 | 15735 |
| 11/12/21 | GREEN BAY | w 72-34 | 16005 |
| 11/15/21 | PROVIDENCE | L 58-63 | 15773 |
| 12/04/21 | MARQUETTE | w 89-76 | 17287 |
| * 12/08/21 | INDIANA | w 64-59 | 16013 |
| 12/15/21 | NICHOLLS ST. | w 71-68 | 15752 |
| 12/29/21 | ILLINOIS ST. | w 89-85 | 15718 |

* = Conference game

Score by Periods

| | 1st | 2nd | Totals |
|-----------|-----|-----|--------|
| Wisconsin | 237 | 287 | 524 |
| Opponents | 216 | 227 | 443 |

ROAD/NEUTRAL STATISTICS

Updated Through January 3, 2022

| RECORD: | OVERALL | HOME | AWAY | NEUTRAL |
|----------------|---------|------|------|---------|
| ALL GAMES | 5-1 | 0-0 | 2-1 | 3-0 |
| CONFERENCE | 1-1 | 0-0 | 1-1 | 0-0 |
| NON-CONFERENCE | 4-0 | 0-0 | 1-0 | 3-0 |

| ## | Player | gp-gs | min | avg | Total | | 3-Point | | F-Throw | | Rebounds | | | | pf | dq | a | to | blk | stl | pts | avg |
|----------------|-----------------|-------|------|------|---------|------|---------|------|---------|------|----------|-----|-----|------|-----|----|----|----|-----|-----|-----|------|
| | | | | | fg-fga | fg% | 3fg-fga | 3fg% | ft-fa | ft% | off | def | tot | avg | | | | | | | | |
| 01 | Johnny Davis | 6-6 | 220 | 36.7 | 53-108 | .491 | 12-29 | .414 | 29-35 | .829 | 9 | 38 | 47 | 7.8 | 11 | 0 | 15 | 16 | 5 | 13 | 147 | 24.5 |
| 34 | Brad Davison | 6-6 | 201 | 33.5 | 26-71 | .366 | 16-44 | .364 | 19-21 | .905 | 1 | 22 | 23 | 3.8 | 15 | 0 | 12 | 4 | 0 | 1 | 87 | 14.5 |
| 05 | Tyler Wahl | 6-6 | 175 | 29.2 | 21-46 | .457 | 0-8 | .000 | 9-12 | .750 | 5 | 19 | 24 | 4.0 | 16 | 1 | 6 | 6 | 8 | 7 | 51 | 8.5 |
| 23 | Chucky Hepburn | 6-6 | 189 | 31.5 | 10-34 | .294 | 5-22 | .227 | 8-9 | .889 | 1 | 13 | 14 | 2.3 | 9 | 0 | 12 | 8 | 2 | 4 | 33 | 5.5 |
| 22 | Steven Crowl | 6-6 | 153 | 25.5 | 13-38 | .342 | 3-16 | .188 | 2-4 | .500 | 7 | 13 | 20 | 3.3 | 22 | 1 | 4 | 8 | 2 | 2 | 31 | 5.2 |
| 11 | Lorne Bowman II | 5-0 | 47 | 9.4 | 5-10 | .500 | 2-4 | .500 | 2-3 | .667 | 0 | 2 | 2 | 0.4 | 4 | 0 | 2 | 2 | 0 | 1 | 14 | 2.8 |
| 33 | Chris Vogt | 6-0 | 66 | 11.0 | 5-12 | .417 | 0-0 | .000 | 3-6 | .500 | 9 | 9 | 18 | 3.0 | 19 | 1 | 2 | 2 | 3 | 1 | 13 | 2.2 |
| 02 | Jordan Davis | 4-0 | 32 | 8.0 | 2-4 | .500 | 1-2 | .500 | 0-1 | .000 | 2 | 7 | 9 | 2.3 | 3 | 0 | 0 | 0 | 1 | 3 | 5 | 1.3 |
| 14 | Carter Gilmore | 5-0 | 56 | 11.2 | 1-5 | .200 | 0-4 | .000 | 3-4 | .750 | 3 | 1 | 4 | 0.8 | 7 | 0 | 2 | 1 | 1 | 1 | 5 | 1.0 |
| 00 | Jahcobi Neath | 3-0 | 14 | 4.7 | 1-5 | .200 | 0-2 | .000 | 1-2 | .500 | 0 | 2 | 2 | 0.7 | 1 | 0 | 1 | 0 | 0 | 0 | 3 | 1.0 |
| 20 | Ben Carlson | 6-0 | 44 | 7.3 | 2-8 | .250 | 0-4 | .000 | 1-3 | .333 | 1 | 7 | 8 | 1.3 | 3 | 0 | 2 | 3 | 0 | 0 | 5 | 0.8 |
| 35 | Markus Ilver | 1-0 | 3 | 3.0 | 0-1 | .000 | 0-1 | .000 | 0-0 | .000 | 0 | 0 | 0 | 0.0 | 0 | 0 | 0 | 0 | 0 | 0 | 0 | 0.0 |
| Team | | | | | | | | | | | 9 | 8 | 17 | | | | | 1 | | | | |
| Total..... | | 6 | 1200 | | 139-342 | .406 | 39-136 | .287 | 77-100 | .770 | 47 | 141 | 188 | 31.3 | 110 | 3 | 58 | 51 | 22 | 33 | 394 | 65.7 |
| Opponents..... | | 6 | 1200 | | 137-320 | .428 | 43-119 | .361 | 67-98 | .684 | 55 | 168 | 223 | 37.2 | 108 | 1 | 71 | 80 | 17 | 28 | 384 | 64.0 |

TEAM STATISTICS

WIS OPP

| | | |
|------------------------|---------|---------|
| SCORING | 394 | 384 |
| Points per game | 65.7 | 64.0 |
| Scoring margin | +1.7 | - |
| FIELD GOALS-ATT | 139-342 | 137-320 |
| Field goal pct | .406 | .428 |
| 3 POINT FG-ATT | 39-136 | 43-119 |
| 3-point FG pct | .287 | .361 |
| 3-pt FG made per game | 6.5 | 7.2 |
| FREE THROWS-ATT | 77-100 | 67-98 |
| Free throw pct | .770 | .684 |
| F-Throws made per game | 12.8 | 11.2 |
| REBOUNDS | 188 | 223 |
| Rebounds per game | 31.3 | 37.2 |
| Rebounding margin | -5.8 | - |
| ASSISTS | 58 | 71 |
| Assists per game | 9.7 | 11.8 |
| TURNOVERS | 51 | 80 |
| Turnovers per game | 8.5 | 13.3 |
| Turnover margin | +4.8 | - |
| Assist/turnover ratio | 1.1 | 0.9 |
| STEALS | 33 | 28 |
| Steals per game | 5.5 | 4.7 |
| BLOCKS | 22 | 17 |
| Blocks per game | 3.7 | 2.8 |
| ATTENDANCE | 0 | 37863 |
| Home games-Avg/Game | 0-0 | 3-11654 |
| Neutral site-Avg/Game | - | 3-967 |

Date Opponent

Score

Att.

| | | | | |
|------------|----------------------|---|-------|-------|
| 11/22/21 | vs Texas A&M | w | 69-58 | 0 |
| 11/23/21 | vs Houston | w | 65-63 | 0 |
| 11/24/21 | vs Saint Mary's (CA) | w | 61-55 | 2901 |
| 12/01/21 | at Georgia Tech | w | 70-66 | 6302 |
| * 12/11/21 | at Ohio St. | L | 55-73 | 13856 |
| * 01/03/22 | at Purdue | w | 74-69 | 14804 |

* = Conference game

Score by Periods

1st 2nd Totals

| | | | |
|-----------|-----|-----|-----|
| Wisconsin | 190 | 204 | 394 |
| Opponents | 174 | 210 | 384 |

GAME-BY-GAME STATISTICS

WISCONSIN

| Opponent | Date | Score | | Total | | 3-Pointers | | Free throws | | Rebounds | | | | | | | | | | | |
|----------------------|----------|-------|---|---------|------|------------|------|-------------|------|----------|-----|-----|------|-----|-----|-----|-----|-----|-----|------|--|
| | | | | fg-fga | pct | 3fg-fga | pct | ft-fa | pct | off | def | tot | avg | pf | a | t/o | blk | stl | pts | avg | |
| ST. FRANCIS BROOKLYN | 11/09/21 | 81-58 | W | 29-66 | .439 | 10-22 | .455 | 13-18 | .722 | 15 | 33 | 48 | 48.0 | 10 | 12 | 12 | 4 | 6 | 81 | 81.0 | |
| GREEN BAY | 11/12/21 | 72-34 | W | 24-64 | .375 | 5-21 | .238 | 19-21 | .905 | 18 | 32 | 50 | 49.0 | 18 | 9 | 7 | 6 | 10 | 72 | 76.5 | |
| PROVIDENCE | 11/15/21 | 58-63 | L | 20-61 | .328 | 5-27 | .185 | 13-17 | .765 | 11 | 24 | 35 | 44.3 | 19 | 5 | 7 | 4 | 4 | 58 | 70.3 | |
| vs Texas A&M | 11/22/21 | 69-58 | W | 23-58 | .397 | 8-26 | .308 | 15-17 | .882 | 11 | 25 | 36 | 42.2 | 13 | 10 | 11 | 3 | 7 | 69 | 70.0 | |
| vs Houston | 11/23/21 | 65-63 | W | 23-49 | .469 | 7-24 | .292 | 12-15 | .800 | 2 | 26 | 28 | 39.4 | 19 | 11 | 9 | 3 | 7 | 65 | 69.0 | |
| vs Saint Mary's (CA) | 11/24/21 | 61-55 | W | 21-56 | .375 | 3-12 | .250 | 16-18 | .889 | 12 | 22 | 34 | 38.5 | 19 | 4 | 8 | 4 | 3 | 61 | 67.7 | |
| at Georgia Tech | 12/01/21 | 70-66 | W | 23-54 | .426 | 9-24 | .375 | 15-22 | .682 | 8 | 20 | 28 | 37.0 | 18 | 13 | 8 | 5 | 4 | 70 | 68.0 | |
| MARQUETTE | 12/04/21 | 89-76 | W | 31-61 | .508 | 10-24 | .417 | 17-23 | .739 | 7 | 28 | 35 | 36.8 | 15 | 14 | 11 | 3 | 5 | 89 | 70.6 | |
| INDIANA | 12/08/21 | 64-59 | W | 22-62 | .355 | 5-23 | .217 | 15-18 | .833 | 11 | 30 | 41 | 37.2 | 15 | 12 | 4 | 6 | 4 | 64 | 69.9 | |
| at Ohio St. | 12/11/21 | 55-73 | L | 22-65 | .338 | 6-26 | .231 | 5-9 | .556 | 5 | 23 | 28 | 36.3 | 19 | 7 | 8 | 5 | 7 | 55 | 68.4 | |
| NICHOLLS ST. | 12/15/21 | 71-68 | W | 24-55 | .436 | 6-21 | .286 | 17-27 | .630 | 10 | 23 | 33 | 36.0 | 14 | 10 | 8 | 2 | 6 | 71 | 68.6 | |
| ILLINOIS ST. | 12/29/21 | 89-85 | W | 28-69 | .406 | 8-24 | .333 | 25-32 | .781 | 21 | 24 | 45 | 36.8 | 19 | 16 | 7 | 2 | 3 | 89 | 70.3 | |
| at Purdue | 01/03/22 | 74-69 | W | 27-60 | .450 | 6-24 | .250 | 14-19 | .737 | 9 | 25 | 34 | 36.5 | 22 | 13 | 7 | 2 | 5 | 74 | 70.6 | |
| Wisconsin | | 918 | | 317-780 | .406 | 88-298 | .295 | 196-256 | .766 | 140 | 335 | 475 | 36.5 | 220 | 136 | 107 | 49 | 71 | 918 | 70.6 | |
| Opponents | | 827 | | 307-734 | .418 | 87-258 | .337 | 126-197 | .640 | 124 | 353 | 477 | 36.7 | 253 | 140 | 163 | 47 | 56 | 827 | 63.6 | |

Games played: 13
Points/game: 70.6
FG Pct: 40.6
3FG Pct: 29.5
FT Pct: 76.6

Rebounds/game: 36.5
Assists/game: 10.5
Turnovers/game: 8.2
Assist/turnover ratio: 1.3
Steals/game: 5.5
Blocks/game: 3.8

OPPONENT

| Opponent | Date | Score | | Total | | 3-Pointers | | Free throws | | Rebounds | | | | | | | | | | | |
|----------------------|----------|-------|---|---------|------|------------|------|-------------|------|----------|-----|-----|------|-----|-----|-----|-----|-----|-----|------|--|
| | | | | fg-fga | pct | 3fg-fga | pct | ft-fa | pct | off | def | tot | avg | pf | a | t/o | blk | stl | pts | avg | |
| ST. FRANCIS BROOKLYN | 11/09/21 | 81-58 | W | 25-63 | .397 | 5-21 | .238 | 3-4 | .750 | 6 | 25 | 31 | 31.0 | 15 | 5 | 12 | 4 | 8 | 58 | 58.0 | |
| GREEN BAY | 11/12/21 | 72-34 | W | 12-51 | .235 | 3-16 | .188 | 7-15 | .467 | 9 | 22 | 31 | 31.0 | 20 | 6 | 13 | 4 | 3 | 34 | 46.0 | |
| PROVIDENCE | 11/15/21 | 58-63 | L | 22-54 | .407 | 8-22 | .364 | 11-19 | .579 | 12 | 32 | 44 | 35.3 | 18 | 11 | 15 | 6 | 3 | 63 | 51.7 | |
| vs Texas A&M | 11/22/21 | 69-58 | W | 19-49 | .388 | 10-26 | .385 | 10-14 | .714 | 5 | 24 | 29 | 33.8 | 18 | 11 | 16 | 3 | 7 | 58 | 53.2 | |
| vs Houston | 11/23/21 | 65-63 | W | 23-54 | .426 | 9-23 | .391 | 8-15 | .533 | 10 | 26 | 36 | 34.2 | 18 | 10 | 12 | 2 | 7 | 63 | 55.2 | |
| vs Saint Mary's (CA) | 11/24/21 | 61-55 | W | 21-50 | .420 | 4-15 | .267 | 9-12 | .750 | 9 | 24 | 33 | 34.0 | 21 | 9 | 16 | 5 | 3 | 55 | 55.2 | |
| at Georgia Tech | 12/01/21 | 70-66 | W | 22-53 | .415 | 6-16 | .375 | 16-20 | .800 | 10 | 26 | 36 | 34.3 | 20 | 7 | 10 | 3 | 5 | 66 | 56.7 | |
| MARQUETTE | 12/04/21 | 89-76 | W | 27-61 | .443 | 9-26 | .346 | 13-18 | .722 | 7 | 25 | 32 | 34.0 | 20 | 13 | 13 | 3 | 4 | 76 | 59.1 | |
| INDIANA | 12/08/21 | 64-59 | W | 24-62 | .387 | 5-13 | .385 | 6-13 | .462 | 14 | 30 | 44 | 35.1 | 19 | 14 | 9 | 4 | 2 | 59 | 59.1 | |
| at Ohio St. | 12/11/21 | 55-73 | L | 29-58 | .500 | 6-19 | .316 | 9-13 | .692 | 8 | 41 | 49 | 36.5 | 14 | 15 | 14 | 4 | 4 | 73 | 60.5 | |
| NICHOLLS ST. | 12/15/21 | 71-68 | W | 30-62 | .484 | 5-19 | .263 | 3-8 | .375 | 10 | 26 | 36 | 36.5 | 24 | 7 | 12 | 5 | 3 | 68 | 61.2 | |
| ILLINOIS ST. | 12/29/21 | 89-85 | W | 30-61 | .492 | 9-22 | .409 | 16-22 | .727 | 11 | 25 | 36 | 36.4 | 29 | 13 | 9 | 4 | 5 | 85 | 63.2 | |
| at Purdue | 01/03/22 | 74-69 | W | 23-56 | .411 | 8-20 | .400 | 15-24 | .625 | 13 | 27 | 40 | 36.7 | 17 | 19 | 12 | 0 | 2 | 69 | 63.6 | |
| Opponents | | 827 | | 307-734 | .418 | 87-258 | .337 | 126-197 | .640 | 124 | 353 | 477 | 36.7 | 253 | 140 | 163 | 47 | 56 | 827 | 63.6 | |
| Wisconsin | | 918 | | 317-780 | .406 | 88-298 | .295 | 196-256 | .766 | 140 | 335 | 475 | 36.5 | 220 | 136 | 107 | 49 | 71 | 918 | 70.6 | |

Games played: 13
Points/game: 63.6
FG Pct: 41.8
3FG Pct: 33.7
FT Pct: 64.0

Rebounds/game: 36.7
Assists/game: 10.8
Turnovers/game: 12.5
Assist/turnover ratio: 0.9
Steals/game: 4.3
Blocks/game: 3.6

GAME 5: WISCONSIN 65, #12 HOUSTON 63

Nov. 23, 2021 • Las Vegas, Nev. • Michelob Ultra Arena



Official Basketball Box Score - Final
Wisconsin at Houston
11/23/21 Michelob Ultra Arena, Las Vegas
2021-22 Men's Basketball

Game Time: 2:00 PM
Game Duration: 1:56
Officials: Mike Reed, Don Daly, Al Dussau

| Wisconsin - 65 | | | | | | | | | | | | | | |
|--------------------|---------|--------|--------|--------|--------------------|-------------|-------------|------------------|----|---|---|---|---|---|
| Record: 4-1 | | | | | | | | | | | | | | |
| NO. Name | Min | FG M-A | 3P M-A | FT M-A | Rebounds OR DR TOT | Fouls PF FO | TP AS TO ST | Blocks BS BA +/- | | | | | | |
| 5 Tyler Wahl | F 32:00 | 4-10 | 0-2 | 1-2 | 1 6 7 | 2 3 | 9 1 0 0 | 0 1 2 | | | | | | |
| 22 Steven Crowl | F 22:42 | 3-6 | 1-4 | 1-2 | 0 1 1 | 4 2 | 8 0 1 1 | 0 1 8 | | | | | | |
| 1 Johnny Davis | G 37:24 | 10-18 | 4-7 | 6-6 | 0 4 4 | 1 5 | 30 1 2 4 | 2 0 2 | | | | | | |
| 23 Chucky Hepburn | G 30:58 | 1-4 | 1-4 | 0 0 | 4 4 | 2 0 | 3 3 3 | 0 1 0 | -1 | | | | | |
| 34 Brad Davison | G 28:09 | 2-6 | 1-5 | 4-4 | 0 4 4 | 4 5 | 9 2 1 1 | 0 0 0 | -1 | | | | | |
| 14 Carter Gilmore | 09:00 | 0-1 | 0-1 | 0-0 | 0 0 0 | 1 0 | 1 0 1 | 0 0 0 | 0 | | | | | |
| 11 Lorne Bowman II | 12:44 | 1-1 | 0-0 | 0-0 | 0 0 0 | 1 1 | 2 0 1 | 0 0 0 | 3 | | | | | |
| 33 Chris Vogt | 10:10 | 0-0 | 0-0 | 0 0 | 2 2 | 3 1 | 0 1 0 | 0 0 0 | -9 | | | | | |
| 20 Ben Carlson | 11:26 | 2-3 | 0-1 | 0-0 | 2 2 | 0 1 | 4 2 0 | 0 0 0 | -7 | | | | | |
| 2 Jordan Davis | 05:27 | 0-0 | 0-0 | 0-0 | 0 1 1 | 1 0 | 0 0 0 | 0 0 0 | -2 | | | | | |
| Team | | | | | 1 2 3 | 0 | 0 | 1 | | | | | | |
| Totals | 23:49 | 7-24 | 12-15 | 2-26 | 28 | 19 | 18 | 65 | 11 | 9 | 7 | 3 | 2 | 2 |

| Shooting By Period | | |
|--------------------------|------|-------------|
| 1st | FG% | 16-28 57.1% |
| | 3PT% | 7-15 46.7% |
| | FT% | 1-3 33.3% |
| 2nd | FG% | 7-21 33.3% |
| | 3PT% | 0-9 0.0% |
| | FT% | 11-12 91.7% |
| GM | FG% | 23-49 46.9% |
| | 3PT% | 7-24 29.2% |
| | FT% | 12-15 80.0% |
| Dead Ball Rebounds: 1, 0 | | |

Technical Fouls: NONE

| Houston - 63 | | | | | | | | | | | | | | |
|--------------------|---------|--------|--------|--------|--------------------|-------------|-------------|------------------|-----|---|---|---|---|---|
| Record: 4-1 | | | | | | | | | | | | | | |
| NO. Name | Min | FG M-A | 3P M-A | FT M-A | Rebounds OR DR TOT | Fouls PF FO | TP AS TO ST | Blocks BS BA +/- | | | | | | |
| 32 Reggie Chaney | F 19:47 | 3-3 | 0-0 | 1-4 | 0 5 5 | 3 3 | 7 0 0 0 | 0 0 0 | -5 | | | | | |
| 35 Fabian White Jr | F 25:33 | 2-4 | 0-1 | 0-0 | 1 3 4 | 2 1 | 4 1 0 1 | 0 0 12 | | | | | | |
| 0 Marcus Sasser | G 37:52 | 4-12 | 3-7 | 0-0 | 0 2 2 | 2 1 | 11 2 4 3 | 0 0 0 | -1 | | | | | |
| 4 Taze Moore | G 15:56 | 0-6 | 0-4 | 0-0 | 1 2 3 | 1 0 | 0 0 1 0 | 1 2 | -2 | | | | | |
| 11 Kyler Edwards | G 34:21 | 6-10 | 6-8 | 0-0 | 1 4 5 | 2 2 | 18 1 3 1 | 0 0 1 | 1 | | | | | |
| 12 Tramon Mirk | 13:43 | 3-6 | 0-0 | 2-2 | 0 2 2 | 2 1 | 8 1 0 0 | 0 0 0 | -1 | | | | | |
| 13 J'wan Roberts | 19:14 | 1-5 | 0-2 | 3-4 | 3 3 6 | 0 3 | 5 0 2 1 | 1 0 | -12 | | | | | |
| 1 Jamari Sheard | 21:00 | 3-7 | 0-1 | 2-4 | 1 1 2 | 3 6 | 8 5 2 1 | 0 1 2 | | | | | | |
| 25 Josh Carlton | 12:34 | 1-1 | 0-0 | 0-1 | 0 0 0 | 3 2 | 2 0 0 0 | 0 0 0 | -4 | | | | | |
| Team | | | | | 3 1 4 | 0 | 0 | 0 | | | | | | |
| Totals | 23:54 | 9-23 | 8-15 | 10-26 | 36 | 18 | 63 | 10 | 12 | 7 | 2 | 3 | 2 | 2 |

| Shooting By Period | | |
|-----------------------|------|-------------|
| 1 st | FG% | 7-27 25.9% |
| | 3PT% | 2-10 20.0% |
| | FT% | 4-5 80% |
| 2 nd | FG% | 16-27 59.3% |
| | 3PT% | 7-13 53.8% |
| | FT% | 4-10 40% |
| GM | FG% | 23-54 42.6% |
| | 3PT% | 9-23 39.1% |
| | FT% | 8-15 53.3% |
| Dead Ball Rebounds: 2 | | |

Technical Fouls: NONE

| Points from Turnovers | | | | | | | | | | | | | | |
|--------------------------|----|----|----|--|--|--|--|--|--|--|--|--|--|--|
| Period by Period Scoring | | | | | | | | | | | | | | |
| 1st 2nd TOT | | | | | | | | | | | | | | |
| WIS | 40 | 25 | 65 | | | | | | | | | | | |
| HOU | 20 | 43 | 63 | | | | | | | | | | | |

GAME 6: WISCONSIN 61, SAINT MARY'S 55

Nov. 24, 2021 • Maui Invitational • Michelob Ultra Arena



Official Basketball Box Score - Final
Wisconsin at Saint Mary's (CA)
11/24/21 Michelob Ultra Arena, Las Vegas
2021-22 Men's Basketball

Game Time: 2:00 PM
Game Duration: 1:53
Attendance: 2,301
Officials: Jeff Anderson, Randy McCal, Pat Orsini

| Wisconsin - 61 | | | | | | | | | | | | | | |
|--------------------|---------|--------|--------|--------|--------------------|-------------|-------------|------------------|----|---|---|---|---|---|
| Record: 5-1 | | | | | | | | | | | | | | |
| NO. Name | Min | FG M-A | 3P M-A | FT M-A | Rebounds OR DR TOT | Fouls PF FO | TP AS TO ST | Blocks BS BA +/- | | | | | | |
| 5 Tyler Wahl | F 36:02 | 6-9 | 0-0 | 6-6 | 1 4 5 | 4 5 | 18 0 1 1 | 4 0 2 | | | | | | |
| 22 Steven Crowl | F 27:09 | 2-7 | 0-1 | 0-0 | 0 3 3 | 7 3 | 1 4 1 | 0 0 0 | 16 | | | | | |
| 23 Chucky Hepburn | G 32:24 | 7-17 | 1-1 | 5-5 | 2 5 7 | 1 6 | 20 1 3 1 | 0 1 1 | | | | | | |
| 34 Brad Davison | G 35:22 | 1-10 | 1-7 | 1-2 | 1 2 3 | 5 4 | 1 0 0 | 0 0 2 | 5 | | | | | |
| 33 Chris Vogt | 05:51 | 0-1 | 0-0 | 0-0 | 2 0 2 | 2 0 | 0 0 1 | 0 0 0 | -2 | | | | | |
| 11 Lorne Bowman II | 11:03 | 2-5 | 1-2 | 0-0 | 0 0 0 | 1 0 | 5 0 1 | 0 0 1 | 11 | | | | | |
| 14 Carter Gilmore | 11:20 | 1-1 | 0-0 | 2-2 | 1 0 1 | 2 1 | 4 0 0 | 0 0 0 | 5 | | | | | |
| 20 Ben Carlson | 09:51 | 0-1 | 0-0 | 0-1 | 1 3 4 | 1 1 | 0 0 1 | 0 0 0 | -4 | | | | | |
| Team | | | | | 1 1 2 | 0 | 0 | 0 | | | | | | |
| Totals | 21:56 | 31-52 | 16-18 | 12-22 | 34 | 19 | 21 | 61 | 4 | 8 | 3 | 4 | 5 | 6 |

Technical Fouls: NONE

| Saint Mary's (CA) - 55 | | | | | | | | | | | | | | |
|------------------------|---------|--------|--------|--------|--------------------|-------------|-------------|------------------|-----|----|---|---|---|----|
| Record: 6-1 | | | | | | | | | | | | | | |
| NO. Name | Min | FG M-A | 3P M-A | FT M-A | Rebounds OR DR TOT | Fouls PF FO | TP AS TO ST | Blocks BS BA +/- | | | | | | |
| 11 Matthias Tass | F 25:11 | 3-10 | 0-0 | 2-2 | 2 5 7 | 2 6 | 8 1 1 1 | 0 1 5 | | | | | | |
| 14 Kyle Bowen | F 25:02 | 1-5 | 1-5 | 0-0 | 1 4 5 | 4 1 | 3 0 1 0 | 1 0 | -3 | | | | | |
| 0 Logan Johnson | G 34:36 | 6-12 | 0-1 | 0-0 | 2 3 5 | 4 1 | 12 1 3 1 | 0 1 9 | | | | | | |
| 12 Tommy Kuhse | G 29:54 | 3-5 | 0-1 | 2-4 | 1 4 5 | 4 3 | 8 3 5 | 1 0 0 | 1 | | | | | |
| 44 Alex Ducas | G 38:03 | 4-9 | 2-5 | 3-4 | 1 2 3 | 2 13 | 1 0 0 | 0 1 1 | -5 | | | | | |
| 10 Mitchell Saxen | 03:17 | 0-1 | 0-0 | 0-0 | 0 0 0 | 1 0 | 1 0 0 | 2 0 0 | -3 | | | | | |
| 42 Dan Fotu | 26:30 | 4-5 | 1-1 | 2-2 | 0 3 3 | 3 3 | 11 0 4 | 0 1 1 | -11 | | | | | |
| 3 Augustus Marciulonis | 15:02 | 0-2 | 0-1 | 0-0 | 0 0 0 | 1 3 | 0 2 1 | 0 0 0 | -3 | | | | | |
| 5 Jabe Mullins | 02:25 | 0-1 | 0-0 | 0-0 | 1 1 0 | 0 0 | 2 0 0 | 0 0 0 | -2 | | | | | |
| Team | | | | | 2 2 4 | 0 | 0 | 1 | | | | | | |
| Totals | 21:50 | 41-55 | 9-12 | 9-24 | 23 | 31 | 19 | 55 | 9 | 16 | 3 | 5 | 4 | -6 |

Technical Fouls: NONE

| Points from Turnovers | | | | | | | | | | | | | | |
|--------------------------|----|----|----|--|--|--|--|--|--|--|--|--|--|--|
| Period by Period Scoring | | | | | | | | | | | | | | |
| 1st 2nd TOT | | | | | | | | | | | | | | |
| WIS | 25 | 36 | 61 | | | | | | | | | | | |
| STM | 31 | 24 | 55 | | | | | | | | | | | |

NOTES: Wisconsin claimed its first-ever Maui Invitational championship...UW became the 6th Big Ten school to win the Maui Invite and first since Illinois in 2012... UW erased a 10-point second half deficit (37-27, 15:58 2H), its largest second-half comeback since beating NC State in 2018 after trailing by 12 with 19:01 left... tournament MVP **Johnny Davis** scored 71 points in 3 tourney games (23.7 ppg), breaking Wisconsin's Maui tournament record of 48 set by Trevon Hughes (2009) and Ethan Happ (2016)...**Tyler Wahl** joined Davis on the all-tournament team.

GAME 9: #22 WISCONSIN 64, INDIANA 59

Dec. 8, 2021 • Madison, Wis. • Kohl Center



Official Basketball Box Score - Final
Indiana at Wisconsin
12/08/21 Kohl Center, Madison
2021-22 Men's Basketball

Game Time: 6:00 PM
Game Duration: 2:03
Attendance: 16,013

Officials: D.J. Garstensen, Courtney Green, Rob Kunneman

Indiana - 59

Record: 7-2 (1-1)

| NO. Name | Min | FG | 3P | FT | Rebounds | Fouls | TP | AS | TO | ST | Blocks | +/ |
|-------------------------|---------|-------|------|------|-----------|-------|----|----|----|----|--------|-----|
| | | M-A | M-A | M-A | OR DR TOT | PF | | | | BS | BA | |
| 12 Miller Kopp | F 28:37 | 3-6 | 1-1 | 0-0 | 0 1 1 | 2 0 | 7 | 0 | 1 | 0 | 0 | 1 0 |
| 23 Trayce Jackson-Davis | F 30:39 | 4-10 | 0-0 | 1-2 | 3 3 6 | 1 3 | 9 | 1 | 0 | 0 | 1 1 | -11 |
| 25 Race Thompson | F 29:45 | 6-11 | 0-1 | 0-0 | 4 5 9 | 3 1 | 12 | 1 | 0 | 1 | 0 1 | -13 |
| 0 Xavier Johnson | G 27:11 | 4-16 | 0-1 | 2-6 | 1 6 7 | 4 6 | 10 | 7 | 3 | 0 | 2 -1 | |
| 45 Parker Stewart | G 26:03 | 3-7 | 3-5 | 0-0 | 1 3 4 | 4 0 | 9 | 1 | 0 | 1 | 0 1 | -11 |
| 22 Jordan Geronimo | 10:02 | 0-2 | 0-1 | 3-4 | 2 3 5 | 1 2 | 3 | 1 | 1 | 0 | 2 0 | 9 |
| 53 Tamar Bates | 16:53 | 1-3 | 1-2 | 0-0 | 0 2 2 | 1 0 | 3 | 1 | 2 | 0 | 0 0 | 9 |
| 2 Michael Durr | 09:21 | 2-3 | 0-0 | 0-0 | 0 1 1 | 0 0 | 4 | 0 | 1 | 0 | 0 0 | 9 |
| 1 Rob Phinisee | 12:49 | 1-4 | 0-2 | 0-1 | 1 3 4 | 1 3 | 2 | 2 | 1 | 0 | 0 0 | -4 |
| 3 Anthony Leal | 08:40 | 0-0 | 0-0 | 0-0 | 0 0 0 | 2 0 | 0 | 0 | 0 | 0 | 1 0 | -9 |
| Team | | | | | 2 3 5 | | | | | | | |
| Totals | | 24-62 | 5-13 | 6-13 | 14 30 44 | 19 15 | 59 | 14 | 9 | 2 | 4 6 | -5 |

Technical Fouls: NONE

| Shooting By Period | 1st FG% | 2nd FG% | 3rd FG% | 4th FG% | 5th FG% | 6th FG% | 7th FG% | 8th FG% | 9th FG% | 10th FG% |
|--------------------|---------|---------|---------|---------|---------|---------|---------|---------|---------|----------|
| 1st FG% | 17-31 | 54.8% | | | | | | | | |
| 2nd FG% | 7-31 | 22.6% | | | | | | | | |
| 3rd FG% | 0-5 | 0.0% | | | | | | | | |
| 4th FG% | 3-9 | 33.3% | | | | | | | | |
| 5th FG% | 24-62 | 38.7% | | | | | | | | |
| 6th FG% | 5-13 | 38.5% | | | | | | | | |
| 7th FG% | 6-13 | 46.2% | | | | | | | | |
| 8th FG% | | | | | | | | | | |
| 9th FG% | | | | | | | | | | |
| 10th FG% | | | | | | | | | | |

Dead Ball Rebounds: 1 0

Wisconsin - 64

Record: 8-1 (1-0)

| NO. Name | Min | FG | 3P | FT | Rebounds | Fouls | TP | AS | TO | ST | Blocks | +/ |
|--------------------|---------|-------|------|-------|-----------|-------|----|----|----|----|--------|----|
| | | M-A | M-A | M-A | OR DR TOT | PF | | | | BS | BA | |
| 5 Tyler Wahl | F 27:27 | 2-7 | 0-1 | 3-4 | 3 9 12 | 2 2 | 7 | 3 | 0 | 1 | 3 1 | 12 |
| 22 Steven Crowl | F 19:04 | 2-6 | 1-2 | 0-0 | 0 0 0 | 4 0 | 5 | 1 | 0 | 0 | 1 0 | -8 |
| 1 Johnny Davis | G 36:45 | 8-17 | 1-3 | 6-7 | 1 8 9 | 1 8 | 23 | 1 | 3 | 0 | 1 0 | 4 |
| 23 Chucky Heppburn | G 25:33 | 0-4 | 0-3 | 4-4 | 0 2 2 | 4 2 | 4 | 1 | 0 | 0 | 2 0 | 6 |
| 34 Brad Davison | G 33:55 | 3-12 | 2-7 | 0-0 | 0 4 4 | 1 2 | 8 | 3 | 1 | 1 | 0 2 | 7 |
| 14 Carter Gilmore | 04:01 | 1-2 | 0-1 | 0-0 | 0 0 0 | 0 0 | 2 | 0 | 0 | 0 | 0 0 | -6 |
| 33 Chris Vogt | 20:56 | 4-6 | 0-0 | 1-1 | 4 2 6 | 2 2 | 9 | 1 | 0 | 1 | 0 0 | 13 |
| 2 Jordan Davis | 12:17 | 1-4 | 1-4 | 0-0 | 0 1 1 | 0 1 | 3 | 0 | 0 | 0 | 0 0 | -4 |
| 20 Ben Carlson | 20:02 | 1-4 | 0-2 | 1-2 | 2 2 4 | 1 2 | 3 | 0 | 0 | 0 | 0 0 | -4 |
| Team | | | | | 1 2 3 | | | | | | | |
| Totals | | 22-62 | 5-23 | 15-18 | 11 30 41 | 15 19 | 64 | 12 | 4 | 4 | 6 4 | 5 |

Technical Fouls: NONE

| Shooting By Period | 1st FG% | 2nd FG% | 3rd FG% | 4th FG% | 5th FG% | 6th FG% | 7th FG% | 8th FG% | 9th FG% | 10th FG% |
|--------------------|---------|---------|---------|---------|---------|---------|---------|---------|---------|----------|
| 1st FG% | 10-32 | 31.3% | | | | | | | | |
| 2nd FG% | 1-10 | 10.0% | | | | | | | | |
| 3rd FG% | 4-5 | 80% | | | | | | | | |
| 4th FG% | 12-30 | 40.0% | | | | | | | | |
| 5th FG% | 4-13 | 30.8% | | | | | | | | |
| 6th FG% | 11-13 | 84.6% | | | | | | | | |
| 7th FG% | 22-62 | 35.5% | | | | | | | | |
| 8th FG% | 5-23 | 21.7% | | | | | | | | |
| 9th FG% | 15-18 | 83.3% | | | | | | | | |
| 10th FG% | | | | | | | | | | |

Dead Ball Rebounds: 2 0

| | IU | UW |
|------------------|---------------------------|---------------------------|
| Biggest lead | 22 (1 st 1:17) | 5 (1 st 17:38) |
| Best Scoring Run | 12 (1 st 8:44) | 11 (2 nd 0:13) |
| Lead Changes | 2 | |
| Times Tied | 2 | |
| Time with Lead | 34:26 | 03:01 |

| Points from | Turnovers | 1st | 2nd | TOT |
|--------------------------|-----------|-----|-----|-----|
| Turnovers | 7 | 15 | | |
| Paint | 30 | 22 | | |
| Second Chance | 16 | 11 | | |
| Fast Breaks | 14 | 6 | | |
| Bench | 12 | 17 | | |
| Period by Period Scoring | | | | |
| 1st | 42 | 17 | 59 | |
| 2nd | | | | |
| 3rd | | | | |
| 4th | | | | |
| 5th | | | | |

NOTES: Wisconsin overcame a 22-pt deficit, trailing 42-20 in the 1H, matching the largest comeback in program history...the Badgers limited Indiana to just 17 2H points. IU shot just 22.6% FG in the 2H (0-5 3FG)...UW allowed 3pts the final 8:59 of the game, including 0 points the final 3:00...**Johnny Davis** led UW with 23 pts, his 5th game with at 20+ pts this season...Davis also grabbed 9 reb, matching his career high....**Tyler Wahl** grabbed a season-high 12 reb, plus 7 pts, 3 ast, 3 blk and 1 stl...**Chris Vogt** posted season highs with 9 pts and 6 reb...**Brad Davison** finished with 8 pts, 4 reb and 3 ast.

GAME 10: #21 OHIO STATE 73, #22 WISCONSIN 55

Dec. 8, 2021 • Madison, Wis. • Kohl Center



Official Basketball Box Score - Final
Wisconsin at Ohio State
12/11/21 Value City Arena, Columbus, Ohio
Ohio State vs. Wisconsin

Game Time: 12:00 PM
Game Duration: 1:52
Attendance: 13,856

Officials: Rob Riley, Donnie Epley, Bill Ek

Wisconsin - 55

Record: 8-2 (1-1)

| NO. Name | Min | FG | 3P | FT | Rebounds | Fouls | TP | AS | TO | ST | Blocks | +/ |
|--------------------|---------|-------|------|-----|-----------|-------|----|----|----|----|--------|-----|
| | | M-A | M-A | M-A | OR DR TOT | PF | | | | BS | BA | |
| 5 Tyler Wahl | F 23:04 | 1-7 | 0-3 | 1-1 | 0 1 1 | 3 2 | 3 | 2 | 2 | 1 | 1 0 | -4 |
| 22 Steven Crowl | F 22:38 | 0-3 | 0-2 | 0-0 | 1 1 2 | 3 0 | 0 | 0 | 3 | 0 | 0 0 | -15 |
| 1 Johnny Davis | G 36:12 | 11-22 | 2-7 | 0-0 | 1 6 7 | 4 3 | 24 | 3 | 1 | 3 | 0 1 | -19 |
| 23 Chucky Heppburn | G 32:55 | 2-8 | 1-5 | 0-0 | 0 3 3 | 1 0 | 5 | 1 | 1 | 1 | 0 1 | -13 |
| 34 Brad Davison | G 27:40 | 4-12 | 3-6 | 2-2 | 0 5 5 | 3 2 | 13 | 0 | 1 | 0 | 0 1 | -13 |
| 20 Ben Carlson | 13:36 | 0-3 | 0-2 | 1-2 | 0 2 2 | 1 2 | 1 | 0 | 0 | 0 | 0 0 | -17 |
| 33 Chris Vogt | 17:22 | 3-6 | 0-0 | 1-3 | 0 2 2 | 4 3 | 7 | 0 | 0 | 0 | 1 3 | -3 |
| 2 Jordan Davis | 15:46 | 1-2 | 0-0 | 0-1 | 1 1 2 | 0 1 | 2 | 0 | 0 | 0 | 1 1 | -7 |
| 0 Jahcobi Neath | 05:54 | 0-1 | 0-0 | 0-0 | 0 1 1 | 0 1 | 0 | 1 | 0 | 0 | 0 0 | -2 |
| 35 Markus Iler | 02:53 | 0-1 | 0-1 | 0-0 | 0 0 0 | 0 0 | 0 | 0 | 0 | 0 | 0 0 | 3 |
| Team | | | | | 2 1 3 | | | | | | | |
| Totals | | 22-65 | 6-26 | 5-9 | 5 23 28 | 19 14 | 55 | 7 | 8 | 7 | 5 4 | -18 |

Technical Fouls: NONE

| Shooting By Period | 1st FG% | 2nd FG% | 3rd FG% | 4th FG% | 5th FG% | 6th FG% | 7th FG% | 8th FG% | 9th FG% | 10th FG% |
|--------------------|---------|---------|---------|---------|---------|---------|---------|---------|---------|----------|
| 1st FG% | 12-31 | 38.7% | | | | | | | | |
| 2nd FG% | 4-13 | 30.8% | | | | | | | | |
| 3rd FG% | 2-13 | 15.4% | | | | | | | | |
| 4th FG% | 4-7 | 57.1% | | | | | | | | |
| 5th FG% | 22-65 | 33.8% | | | | | | | | |
| 6th FG% | 6-26 | 23.1% | | | | | | | | |
| 7th FG% | 5-9 | 55.6% | | | | | | | | |
| 8th FG% | | | | | | | | | | |
| 9th FG% | | | | | | | | | | |
| 10th FG% | | | | | | | | | | |

Dead Ball Rebounds: 1 0

Ohio State - 73

Record: 8-2 (2-0)

| NO. Name | Min | FG | 3P | FT | Rebounds | Fouls | TP | AS | TO | ST | Blocks | +/ |
|-----------------------|---------|-------|------|------|-----------|-------|----|----|----|----|--------|----|
| | | M-A | M-A | M-A | OR DR TOT | PF | | | | BS | BA | |
| 10 Justin Ahrens | F 26:40 | 1-4 | 1-4 | 2-2 | 0 4 4 | 2 1 | 5 | 1 | 0 | 0 | 0 0 | 13 |
| 23 Zed Key | F 22:45 | 5-7 | 0-0 | 1-3 | 1 8 9 | 1 5 | 11 | 2 | 0 | 0 | 1 1 | 14 |
| 32 E.J. Liddell | F 30:56 | 11-16 | 1-3 | 5-7 | 4 5 9 | 1 7 | 28 | 4 | 2 | 1 | 2 1 | 20 |
| 22 Malik Branham | G 13:54 | 0-2 | 0-0 | 0-0 | 0 2 2 | 1 0 | 0 | 0 | 4 | 0 | 0 0 | 6 |
| 55 Jamarl Wheeler | G 30:08 | 4-9 | 1-4 | 0-0 | 0 5 5 | 1 2 | 9 | 5 | 2 | 1 | 0 1 | 11 |
| 0 Meechie Johnson Jr. | 19:01 | 3-8 | 2-3 | 0-0 | 0 2 2 | 0 0 | 8 | 2 | 1 | 1 | 1 1 | 5 |
| 25 Kyle Young | 23:18 | 2-6 | 0-2 | 1-1 | 1 13 14 | 3 1 | 5 | 0 | 1 | 1 | 0 0 | 9 |
| 00 Joey Brunk | 02:21 | 0-0 | 0-0 | 0-0 | 0 0 0 | 0 0 | 0 | 0 | 0 | 0 | 0 0 | -3 |
| 2 Cedric Russell | 18:52 | 3-6 | 1-3 | 0-0 | 1 1 2 | 0 0 | 7 | 1 | 4 | 0 | 0 1 | 23 |
| 3 Eugene Brown III | 10:45 | 0-0 | 0-0 | 0-0 | 1 0 1 | 4 1 | 0 | 0 | 0 | 0 | 0 0 | -1 |
| 1 Jimmy Solos | 00:40 | 0-0 | 0-0 | 0-0 | 0 0 0 | 0 0 | 0 | 0 | 0 | 0 | 0 0 | -4 |
| 42 Harrison Hooklin | 00:40 | 0-0 | 0-0 | 0-0 | 0 0 0 | 1 0 | 0 | 0 | 0 | 0 | 0 0 | -4 |
| Team | | | | | 1 1 2 | | | | | | | |
| Totals | | 29-58 | 6-19 | 9-13 | 8 41 49 | 14 19 | 73 | 15 | 14 | 4 | 4 5 | 18 |

Technical Fouls: NONE

| | WIS | OSU | | | | | | | |
|------------------|---------------------------|---------------------------|---------------|-----|-----|--------------------------|-----|-----|----|
| Biggest lead | 8 (1 st 11:47) | 23 (2 nd 0:40) | Points from | WIS | OSU | Period by Period Scoring | | | |
| | | | Turnovers | 11 | 9 | | | | |
| Best Scoring Run | 8 (1 st 15:32) | 12 (1 st 6:37) | Paint | 24 | 32 | 1st | 2nd | TOT | |
| Lead Changes | | | Second Chance | 2 | 11 | WIS | 29 | 26 | 55 |
| Times Tied | 2 | | Fast Breaks | 8 | 14 | OSU | 34 | 39 | 73 |
| Time with Lead | 07:06 | 30:19 | Bench | 10 | 20 | | | | |

GAME 11: WISCONSIN 71, NICHOLLS 68

Dec. 15, 2021 • Madison, Wis. • Kohl Center



Official Basketball Box Score - Final
Nicholls St. at Wisconsin
12/15/21 Kohl Center, Madison, WI
2021-22 Men's Basketball

Game Time: 7:01 PM
Game Duration: 2:06
Attendance: 15,752

Officials: Steve Munkins, Donnie Epley, Brooks Wells

Nicholls St. - 68

Record: 7-4

| NO. Name | | Min | FG | 3P | FT | Rebounds | Fouls | TP | AS | TO | ST | Blocks | +/ |
|--------------------|---|-------|-------|------|-----|-----------|-------|----|----|----|----|--------|----|
| | | | M-A | M-A | M-A | OR DR TOT | PF | | | | | BS | BA |
| 1 Emmanuel Little | F | 23:29 | 1-3 | 0-1 | 0-0 | 1 2 3 | 4 2 | 2 | 0 | 1 | 0 | 2 0 | -4 |
| 35 Ryhe Lyons | C | 19:40 | 2-7 | 0-1 | 0-0 | 1 1 2 | 5 0 | 4 | 2 | 1 | 0 | 3 1 | 2 |
| 0 Ty Gordon | G | 29:42 | 10-25 | 4-11 | 2-2 | 0 2 2 | 4 2 | 26 | 2 | 1 | 0 | 0 1 | -5 |
| 5 Pierce Spencer | G | 33:55 | 1-3 | 1-2 | 0-0 | 2 5 7 | 3 0 | 3 | 0 | 1 | 0 | 0 0 | 0 |
| 14 Devante Carter | G | 32:30 | 7-12 | 0-2 | 1-4 | 0 4 4 | 3 6 | 15 | 2 | 1 | 1 | 0 0 | 2 |
| 13 Mekhi Collins | | 07:54 | 1-1 | 0-0 | 0-0 | 0 0 0 | 3 0 | 2 | 0 | 0 | 0 | 0 0 | 1 |
| 22 Manny Little | | 28:29 | 3-4 | 0-1 | 0-2 | 5 10 15 | 2 3 | 6 | 1 | 5 | 1 | 0 0 | -2 |
| 14 Caleb Jones | | 12:24 | 2-2 | 0-0 | 0-0 | 1 1 2 | 0 0 | 4 | 0 | 1 | 1 | 0 0 | -5 |
| 4 Latrell Huffman | | 11:57 | 3-5 | 0-1 | 0-0 | 0 1 1 | 0 1 | 0 | 0 | 0 | 0 | 0 0 | -4 |
| Team | | | | | | 0 0 0 | 0 | 0 | 0 | 0 | 0 | | |
| Totals | | | 30:62 | 5-19 | 3-8 | 10 26 36 | 24 14 | 68 | 7 | 12 | 3 | 5 2 | -3 |
| Technical Fouls: 5 | | | | | | | | | | | | | |

GAME 13: #23 WISCONSIN 74, #3 PURDUE 69 Jan. 3, 2022 • West Lafayette, Ind. • Mackey Arena



Official Basketball Box Score - Final
Wisconsin at Purdue
01/03/22 Mackey Arena, West Lafayette
2021-22 Men's Basketball

Game Time: 7:00 PM
Game Duration: 2:26
Attendance: 14,804

Officials: Larry Scroto, Don Dally, Donnie Epley

| Wisconsin - 74 | | | | Record: 11-2 (2-1) | | | | | | | | | | | | | | | |
|----------------|-----------------|---------|-----------|--------------------|-----------|-----------------------|----------------|--------|-------|--------|----|-----------------|-----|-----------------------|-------|-------|--------------------------|-------|-------|
| NO. | Name | Min | FG M-A | 3P M-A | FT M-A | Rebounds OR DR TOT | Fouls PF FD | TP | AS | TO | ST | Blocks BS BA | +/- | Shooting By Period | | | | | |
| 5 | Tyler Wahl | F 21:12 | 3-4 | 0-1 | 0-0 | 1 3 4 | 5 0 6 | 1 | 1 | 1 | 1 | 0 0 0 | 3 | 1st FG% | 13-30 | 43.3% | 3PT% | 1-12 | 8.3% |
| 22 | Steven Crowl | F 23:11 | 2-6 | 0-3 | 0-0 | 1 1 2 | 5 2 4 | 1 | 0 | 0 | 0 | 0 0 0 | -7 | FT% | 2-4 | 50% | 2nd FG% | 14-30 | 46.7% |
| 1 | Johnny Davis | G 37:52 | 13-24 | 2-5 | 9-12 | 1 13 14 | 2 8 37 | 3 3 3 | 3 2 2 | 0 0 5 | | | 5 | 3PT% | 5-12 | 41.7% | FT% | 12-15 | 80% |
| 23 | Chucky Hepburn | G 32:50 | 2-7 | 1-4 | 0-0 | 0 1 1 | 1 0 5 | 3 1 1 | 0 0 0 | 0 0 3 | | | 3 | GM FG% | 27-60 | 45.0% | 3PT% | 6-24 | 25.0% |
| 34 | Brad Davison | G 38:09 | 5-11 | 3-6 | 2-2 | 0 3 3 | 1 3 15 | 3 0 0 | 0 0 0 | 0 0 2 | | | 2 | FT% | 14-19 | 73.7% | Dead Ball Rebounds: 2, 1 | | |
| 2 | Jordan Davis | 04:44 | 0-1 | 0-1 | 0-0 | 0 2 2 | 1 0 0 | 0 0 0 | 0 0 0 | 1 0 0 | | | 2 | | | | | | |
| 33 | Chris Vogt | 12:57 | 2-3 | 0-0 | 2-3 | 3 0 3 | 5 3 6 | 0 0 0 | 1 0 0 | 0 0 15 | | | 15 | | | | | | |
| 14 | Carter Gilmore | 18:48 | 0-3 | 0-3 | 0-0 | 2 0 2 | 1 0 0 | 1 1 1 | 0 0 0 | 0 0 2 | | | 2 | | | | | | |
| 0 | Jahcobi Neath | 02:08 | 0-1 | 0-1 | 1-2 | 0 1 1 | 1 1 1 | 1 0 0 | 0 0 0 | 0 0 0 | | | 0 | | | | | | |
| 11 | Lorne Bowman II | 05:03 | 0-0 | 0-0 | 0-0 | 0 0 0 | 0 0 0 | 0 1 0 | 0 0 0 | 0 0 5 | | | 5 | | | | | | |
| 20 | Ben Carlson | 03:06 | 0-0 | 0-0 | 0-0 | 0 0 0 | 0 0 0 | 0 0 0 | 0 0 0 | 0 0 -5 | | | -5 | | | | | | |
| Team | | | | | | 1 1 2 | | 0 0 | | | | | | | | | | | |
| Totals | | 27:60 | 6-24 | 14-19 | 9 25 34 | 22 17 | 74 | 13 7 5 | 2 0 5 | | | | | | | | | | |
| | | | | | | | | | | | | | | Technical Fouls: NONE | | | | | |

Technical Fouls: NONE

| Purdue - 69 | | | | | | | | | | | | | Record: 12-2 (1-2) | | | | | | | | | | | | |
|-------------|------------------|---------|-----------|-----------|-----------|-----------------------|----------------|----|----|----|----|-----------------|--------------------|--------------------------------|-----------------|--------------|---------------------------------|----------------|----------------|--------------------|-----------------|-----------------|--------------------------|--|--|
| NO. | Name | Min | FG M-A | 3P M-A | FT M-A | Rebounds OR DR TOT | Fouls PF FD | TP | AS | TO | ST | Blocks BS BA | +/- | Shooting By Period | | | | | | | | | | | |
| 0 | Mason Gillis | F 22:53 | 3-4 | 3-4 | 0-0 | 1 3 4 | 1 1 1 | 9 | 0 | 2 | 0 | 0 0 | -1 | 1 st FG% 7-22 31.8% | 3PT% 4-11 36.4% | FT% 6-10 60% | 2 nd FG% 16-34 47.1% | 3PT% 4-9 44.4% | FT% 9-14 64.3% | GM FG% 23-56 41.1% | 3PT% 8-20 40.0% | FT% 15-24 62.5% | Dead Ball Rebounds: 3, 0 | | |
| 50 | Trevion Williams | F 19:50 | 3-8 | 1-1 | 2-4 | 3 2 5 | 3 3 9 | 2 | 0 | 0 | 0 | 1 -2 | -2 | | | | | | | | | | | | |
| 11 | Isaiah Thompson | G 20:29 | 0-2 | 0-2 | 0-0 | 1 2 3 | 1 0 0 | 2 | 1 | 0 | 0 | 0 0 | 14 | | | | | | | | | | | | |
| 23 | Jaden Ivvey | G 27:34 | 3-9 | 2-5 | 6-8 | 0 3 3 | 3 4 14 | 3 | 2 | 0 | 0 | 0 0 | 2 | | | | | | | | | | | | |
| 55 | Sasha Stefanovic | G 37:14 | 2-8 | 1-5 | 3-4 | 0 2 2 | 2 3 8 | 3 | 1 | 0 | 0 | 0 0 | 1 | | | | | | | | | | | | |
| 2 | Eric Hunter Jr. | 19:31 | 1-4 | 0-1 | 0-0 | 0 1 1 | 0 1 2 | 2 | 2 | 0 | 0 | 0 0 | -19 | | | | | | | | | | | | |
| 15 | Zach Edey | 20:11 | 10-17 | 0-0 | 4-8 | 5 5 10 | 3 8 24 | 2 | 4 | 0 | 0 | 0 0 | -1 | | | | | | | | | | | | |
| 3 | Caleb Furst | 06:18 | 0-0 | 0-0 | 0-0 | 0 0 0 | 0 0 0 | 0 | 0 | 0 | 0 | 0 0 | -6 | | | | | | | | | | | | |
| 25 | Ethan Morton | 19:57 | 1-2 | 1-1 | 0-0 | 0 6 6 | 4 1 3 | 4 | 0 | 2 | 0 | 0 -11 | -11 | | | | | | | | | | | | |
| 5 | Brandon Newman | 06:03 | 0-2 | 0-1 | 0-0 | 0 0 0 | 0 1 0 | 1 | 0 | 1 | 0 | 0 1 | -2 | | | | | | | | | | | | |
| Team | | | | | | 3 3 6 | | 0 | 0 | | | | | | | | | | | | | | | | |
| Totals | | 23:56 | 8-20 | 15-24 | 13 27 40 | 17 22 69 | 19 | 12 | 2 | 0 | 2 | 0 5 | 5 | | | | | | | | | | | | |

Technical Fouls: NONE

| | WIS | PUR | Points from | WIS | PUR | Period by Period Scoring | | | |
|------------------|---------------|---------------|---------------|-----|-----|--------------------------|-----|-----|----|
| Biggest lead | 7 (1st 2:07) | 7 (2nd 11:12) | Turnovers | 12 | 10 | 1st | 2nd | TOT | |
| Best Scoring Run | 7 (1st 11:00) | 8 (2nd 13:53) | Paint | 28 | 28 | WIS | 29 | 45 | 74 |
| Lead Changes | 17 | | Second Chance | 12 | 12 | PUR | 24 | 45 | 69 |
| Times Tied | 6 | | Fast Breaks | 6 | 6 | | | | |
| Time with Lead | 20:49 | 15:19 | Bench | 7 | 29 | | | | |

NOTES: Wisconsin won at Mackey Arena for the 1st time since 2014 and just the 5th time in school history...the win marked UW's first-ever over a ranked Purdue team at Mackey Arena...UW tallied its 9th win over a top-10 foe under Greg Gard (including 4 such road wins)...**Johnny Davis** scored a career-high 37 points, the most by a Badger since Frank Kaminsky's school record 43 points on 11/19/13... it was the 3rd-highest road total by a Badger in school history, trailing Michael Finley (42pts, 1994) and Jordan Taylor (39, 2011)...per STATS, Davis is the first player to lead his team in pts, reb, ast, blk & stl in a road win over an AP top 5 team since Wake Forest's Tim Duncan did so in a win at No. 5 Maryland on Feb. 1, 1997.

SPECIAL STATISTICS

| Game | Pts off T/O (Wis / Opp) | Pts in Paint (Wis / Opp) | 2nd Chance Pts (Wis / Opp) | Fast Break Pts (Wis / Opp) | Bench Pts (Wis / Opp) |
|-----------------------------|----------------------------|-----------------------------|-------------------------------|-------------------------------|--------------------------|
| 11/9/21 - ST. FRANCIS BKN | 21 / 19 | 36 / 26 | 11 / 4 | 13 / 1 | 29 / 21 |
| 11/12/21 - GREEN BAY | 16 / 4 | 32 / 12 | 25 / 9 | 8 / 4 | 19 / 26 |
| 11/15/21 - PROVIDENCE | 16 / 5 | 22 / 22 | 6 / 19 | 4 / 11 | 6 / 9 |
| 11/22/21 - vs. Texas A&M | 22 / 14 | 26 / 16 | 15 / 5 | 5 / 13 | 6 / 24 |
| 11/23/21 - vs. Houston | 11 / 8 | 26 / 26 | 2 / 6 | 5 / 7 | 6 / 23 |
| 11/24/21 - vs. Saint Mary's | 13 / 7 | 26 / 34 | 9 / 10 | 0 / 2 | 9 / 11 |
| 12/1/21 - at Georgia Tech | 11 / 5 | 24 / 24 | 11 / 10 | 5 / 10 | 7 / 11 |
| 12/4/21 - MARQUETTE | 12 / 13 | 34 / 34 | 12 / 5 | 9 / 8 | 9 / 40 |
| 12/8/21 - INDIANA | 15 / 7 | 22 / 30 | 11 / 16 | 6 / 14 | 17 / 12 |
| 12/11/21 - at Ohio State | 11 / 9 | 24 / 32 | 2 / 11 | 8 / 14 | 10 / 20 |
| 12/15/21 - NICHOLLS | 11 / 9 | 32 / 40 | 13 / 2 | 2 / 4 | 17 / 18 |
| 12/29/21 - ILLINOIS STATE | 13 / 9 | 36 / 30 | 13 / 9 | 13 / 13 | 10 / 6 |
| 1/3/22 - at Purdue | 12 / 10 | 28 / 28 | 12 / 12 | 6 / 6 | 7 / 29 |
| RUNNING TOTAL | 184 / 119 | 368 / 354 | 139 / 118 | 84 / 107 | 146 / 241 |
| PER GAME AVERAGE | 14.2 / 9.2 | 28.3 / 27.2 | 10.7 / 9.1 | 6.5 / 8.2 | 11.2 / 18.5 |

TEAM SUPERLATIVES

WISCONSIN

HIGH

LOW

| | | | | |
|--|--------------|--------------------------------|--------------|---------------------------------|
| • Points | 89 | 2x; MR ILLINOIS ST (12/29/21) | 55 | at Ohio State (12/11/21) |
| • First-Half Points | 46 | ILLINOIS ST (12/29/21) | 23 | PROVIDENCE (11/15/21) |
| • Second-Half Points | 55 | MARQUETTE (12/4/21) | 25 | vs. Houston (11/23/21) |
| • Field Goals Made | 31 | MARQUETTE (12/4/21) | 20 | PROVIDENCE (11/15/21) |
| • Field Goal Attempts | 66 | 2x; MR ILLINOIS ST (12/29/21) | 49 | vs. Houston (11/23/21) |
| • Field Goal Percentage | .508 (31-61) | MARQUETTE (12/4/21) | .328 (20-61) | PROVIDENCE (11/15/21) |
| • 3-Point Field Goals Made | 10 | 2x; MR MARQUETTE (12/4/21) | 3 | vs. Saint Mary's (11/24/21) |
| • 3-Point Field Goal Attempts | 27 | PROVIDENCE (11/15/21) | 12 | vs. Saint Mary's (11/24/21) |
| • 3-Point Field Goal Pct. (min. 10 att.) | .455 (10-22) | ST. FRANCIS BROOKLYN (11/9/21) | .185 (5-27) | PROVIDENCE (11/15/21) |
| • Free Throws Made | 25 | ILLINOIS ST (12/29/21) | 5 | at Ohio State (12/11/21) |
| • Free Throw Attempts | 32 | ILLINOIS ST (12/29/21) | 9 | at Ohio State (12/11/21) |
| • Free Throw Pct. (min. 12 att.) | .905 (19-21) | GREEN BAY (11/12/21) | .630 (17-27) | NICHOLLS (12/15/21) |
| • Offensive Rebounds | 18 | GREEN BAY (11/12/21) | 2 | vs. Houston (11/23/21) |
| • Defensive Rebounds | 33 | ST. FRANCIS BROOKLYN (11/9/21) | 20 | at Georgia Tech (12/1/21) |
| • Total Rebounds | 50 | GREEN BAY (11/12/21) | 28 | 3x; MR at Ohio State (12/11/21) |
| • Fouls | 22 | at Purdue (1/3/22) | 10 | ST. FRANCIS BROOKLYN (11/9/21) |
| • Assists | 14 | 2x; MR ILLINOIS ST (12/29/21) | 4 | vs. Saint Mary's (11/24/21) |
| • Turnovers | 12 | ST. FRANCIS BROOKLYN (11/9/21) | 4 | INDIANA (12/8/21) |
| • Steals | 10 | GREEN BAY (11/12/21) | 3 | ILLINOIS ST (12/29/21) |
| • Blocked Shots | 6 | 2x; MR INDIANA (12/8/21) | 2 | 3x; MR at Purdue (1/3/22) |

OPPONENT

HIGH

LOW

| | | | | |
|--|--------------|------------------------------------|--------------|--------------------------------|
| • Points | 85 | ILLINOIS ST (12/29/21) | 34 | GREEN BAY (11/12/21) |
| • First-Half Points | 42 | INDIANA (12/8/21) | 15 | GREEN BAY (11/12/21) |
| • Second-Half Points | 49 | ILLINOIS ST (12/29/21) | 17 | INDIANA (12/8/21) |
| • Field Goals Made | 30 | NICHOLLS (12/15/21) | 12 | GREEN BAY (11/12/21) |
| • Field Goal Attempts | 63 | ST. FRANCIS BROOKLYN (11/9/21) | 49 | vs. Texas A&M (11/22/21) |
| • Field Goal Percentage | .500 (30-60) | ILLINOIS ST (12/29/21) | .235 (12-51) | GREEN BAY (11/12/21) |
| • 3-Point Field Goals Made | 10 | vs. Texas A&M (11/22/21) | 3 | GREEN BAY (11/12/21) |
| • 3-Point Field Goal Attempts | 26 | 2x; MR MARQUETTE (12/4/21) | 13 | INDIANA (12/8/21) |
| • 3-Point Field Goal Pct. (min. 10 att.) | .409 (9-22) | ILLINOIS ST (12/29/21) | .188 (3-16) | GREEN BAY (11/12/21) |
| • Free Throws Made | 16 | 2x; MR ILLINOIS ST (12/29/21) | 3 | 2x; MR NICHOLLS (12/15/21) |
| • Free Throw Attempts | 24 | at Purdue (1/3/22) | 4 | ST. FRANCIS BROOKLYN (11/9/21) |
| • Free Throw Pct. (min. 10 att.) | .800 (16-20) | at Georgia Tech (12/1/21) | .462 (6-13) | INDIANA (12/8/21) |
| • Offensive Rebounds | 14 | INDIANA (12/8/21) | 5 | vs. Texas A&M (11/22/21) |
| • Defensive Rebounds | 41 | at Ohio State (12/11/21) | 22 | GREEN BAY (11/12/21) |
| • Total Rebounds | 49 | at Ohio State (12/11/21) | 29 | vs. Texas A&M (11/22/21) |
| • Fouls | 28 | ILLINOIS ST (12/29/21) | 14 | at Ohio State (12/11/21) |
| • Assists | 19 | at Purdue (1/3/22) | 5 | ST. FRANCIS BROOKLYN (11/9/21) |
| • Turnovers | 16 | 2x; MR vs. Saint Mary's (11/24/21) | 9 | 2x; MR ILLINOIS ST (12/29/21) |
| • Steals | 8 | ST. FRANCIS BROOKLYN (11/9/21) | 2 | 2x; MR at Purdue (1/3/22) |
| • Blocked Shots | 6 | PROVIDENCE (11/15/21) | 0 | at Purdue (1/3/22) |

MISCELLANEOUS

HIGH

SECOND-HIGHEST

| | | |
|---|---|--|
| • UW's Largest Deficit Overcome in Win | 22 (42-20, 1:17 1H) INDIANA (12/8/21) | 16 (10-26, 12:04 1H) vs. Texas A&M (11/22/21) |
| • UW's Largest Deficit Overcome in Win (2nd Half/OT) | 17 (42-25, 19:43 2H) INDIANA (12/8/21) | 12 (42-30, 18:40 2H) NICHOLLS (12/15/21) |
| • UW's Largest Lead Surrendered in Loss | 8 (17-9, 11:47 1H) at Ohio State (12/11/21) | 6 (18-12, 9:11 1H) PROVIDENCE (11/15/21) |
| • UW's Largest Lead Surrendered in Loss (2nd Half/OT) | -- | -- |
| • UW's Largest Halftime Lead | 24 GREEN BAY (11/12/21) | 21 ST. FRANCIS BROOKLYN (11/9/21) |
| • UW's Largest Halftime Deficit | 17 INDIANA (12/8/21) | 11 PROVIDENCE (11/15/21) |
| • UW's Largest Lead | 45 (69-24, 5:07 2H) GREEN BAY (11/12/21) | 32 (65-33, 8:33 2H) ST. FRANCIS BROOKLYN (11/9/21) |
| • UW's Largest Deficit | 22 (42-20, 1:17 1H) INDIANA (12/8/21) | 16 (10-26, 12:04 1H) vs. Texas A&M (11/22/21) |

INDIVIDUAL SUPERLATIVES

WISCONSIN

HIGH

SECOND-HIGHEST

| | | | | |
|---|-------------|--|-------------|---|
| • Points | 37 | Johnny Davis (at Purdue - 1/3/22) | 30 | Johnny Davis (Houston - 11/23/21) |
| • First-Half Points | 18 | Johnny Davis (Houston - 11/23/21) | 14 | 3x; MR Davison (MARQUETTE - 12/4/21) |
| • Second-Half Points | 27 | Johnny Davis (at Purdue - 1/3/22) | 14 | 2x; MR Davison (MARQUETTE - 12/4/21) |
| • Field Goals Made | 13 | Johnny Davis (at Purdue - 1/3/22) | 11 | Johnny Davis (at Ohio State - 12/11/21) |
| • Field Goal Attempts | 24 | Johnny Davis (at Purdue - 1/3/22) | 23 | Johnny Davis (ILLINOIS ST - 12/29/21) |
| • Field Goal Percentage (min. 5 made) | .875 (7-8) | Steven Crowl (ILLINOIS ST - 12/29/21) | .667 (6-9) | 2x; MR Crowl (MARQUETTE - 12/4/21) |
| • 3-Point Field Goals Made | 5 | Brad Davison (at Georgia Tech - 12/1/21) | 4 | 3x; MR Davison (NICHOLLS - 12/15/21) |
| • 3-Point Field Goal Attempts | 11 | 2x; MR Davison (Texas A&M - 11/22/21) | 9 | 2x; MR Davison (NICHOLLS - 12/15/21) |
| • 3-Point Field Goal Pct. (min. 2 made) | .750 (3-4) | Lorne Bowman II (SF BROOKLYN - 11/9/21) | .666 (2-3) | 2x; MR Crowl (MARQUETTE - 12/4/21) |
| • Free Throws Made | 9 | Johnny Davis (at Purdue - 1/3/22) | 8 | 3x; MR 2 Badgers (ILLINOIS ST - 12/29/21) |
| • Free Throw Attempts | 12 | 2x; MR Davis (at Purdue - 1/3/22) | 10 | Brad Davison (PROVIDENCE - 11/15/21) |
| • Free Throw Pct. (min. 5 made) | 1.000 (6-6) | 3x; MR Wahl (Saint Mary's - 11/24/21) | 1.000 (5-5) | Johnny Davis (Saint Mary's - 11/24/21) |
| • Offensive Rebounds | 8 | Steven Crowl (ILLINOIS ST - 12/29/21) | 4 | 2x; MR Vogt (NICHOLLS - 12/15/21) |
| • Defensive Rebounds | 13 | Johnny Davis (at Purdue - 1/3/22) | 9 | Tyler Wahl (INDIANA - 12/8/21) |
| • Total Rebounds | 14 | Johnny Davis (at Purdue - 1/3/22) | 12 | Tyler Wahl (INDIANA - 12/8/21) |
| • Fouls | 5 | 4x; MR 3 Badgers (at Purdue - 1/3/22) | 4 | 14x; MR Crowl (ILLINOIS ST - 12/29/21) |
| • Assists | 6 | Chucky Hepburn (MARQUETTE - 12/4/21) | 5 | 2x; MR Davis (at Georgia Tech - 12/1/21) |
| • Turnovers | 4 | Johnny Davis (at Georgia Tech - 12/1/21) | 3 | 7x; MR Davis (at Purdue - 1/3/22) |
| • Steals | 4 | 2x; MR Davis (Houston - 11/23/21) | 3 | 5x; MR Crowl (at Ohio State - 12/11/21) |
| • Blocked Shots | 4 | Tyler Wahl (Saint Mary's - 11/24/21) | 3 | 2x; MR Vogt (at Ohio State - 12/11/21) |

OPPONENT

HIGH

SECOND-HIGHEST

| | | | | |
|---|--------------|--|-------------|--|
| • Points | 33 | Michael Devoe (at Georgia Tech - 12/1/21) | 28 | E.J. Liddell (at Ohio State - 12/11/21) |
| • First-Half Points | 17 | Michael Devoe (at Georgia Tech - 12/1/21) | 16 | Nate Watson (PROVIDENCE - 11/15/21) |
| • Second-Half Points | 19 | Zach Edey (at Purdue - 1/3/22) | 16 | Michael Devoe (at Georgia Tech - 12/1/21) |
| • Field Goals Made | 11 | 3x; MR Liddell (at Ohio State - 12/11/21) | 10 | 2x; MR Edey (at Purdue - 1/3/22) |
| • Field Goal Attempts | 25 | Ty Gordon (NICHOLLS - 12/15/21) | 20 | Michael Devoe (at Georgia Tech - 12/1/21) |
| • Field Goal Percentage (min. 5 made) | .733 (11-15) | Nate Watson (PROVIDENCE - 11/15/21) | .727 (8-11) | Patrick Emilien (SF BROOKLYN - 11/9/21) |
| • 3-Point Field Goals Made | 6 | Kyler Edwards (Houston - 11/23/21) | 5 | 2x; MR Strong (ILLINOIS ST - 12/29/21) |
| • 3-Point Field Goal Attempts | 11 | Ty Gordon (NICHOLLS - 12/15/21) | 10 | Michael Devoe (at Georgia Tech - 12/1/21) |
| • 3-Point Field Goal Pct. (min. 3 made) | .750 (6-8) | Kyler Edwards (Houston - 11/23/21) | .600 (3-5) | 3x; MR Stewart (INDIANA - 12/8/21) |
| • Free Throws Made | 8 | Sy Chatman (ILLINOIS ST - 12/29/21) | 6 | 2x; MR Ivey (at Purdue - 1/3/22) |
| • Free Throw Attempts | 11 | Sy Chatman (ILLINOIS ST - 12/29/21) | 8 | 3x; MR 2 Players (at Purdue - 1/3/22) |
| • Free Throw Pct. (min. 5 made) | .857 (6-7) | Michael Devoe (at Georgia Tech - 12/1/21) | .727 (8-11) | Sy Chatman (ILLINOIS ST - 12/29/21) |
| • Offensive Rebounds | 5 | 2x; MR Edey (at Purdue - 1/3/22) | 4 | 3x; MR Liddell (at Ohio State - 12/11/21) |
| • Defensive Rebounds | 13 | Kyle Young (at Ohio State - 12/11/21) | 10 | Manny Littles (NICHOLLS - 12/15/21) |
| • Total Rebounds | 15 | Manny Littles (NICHOLLS - 12/15/21) | 14 | Kyle Young (at Ohio State - 12/11/21) |
| • Fouls | 5 | 6x; MR 3 Players (ILLINOIS ST - 12/29/21) | 4 | 16x; MR Morton (at Purdue - 1/3/22) |
| • Assists | 8 | Tyler Kolek (MARQUETTE - 12/4/21) | 7 | 2x; MR Johnson (INDIANA - 12/8/21) |
| • Turnovers | 6 | Justin Lewis (MARQUETTE - 12/4/21) | 5 | 3x; MR Littles (NICHOLLS - 12/15/21) |
| • Steals | 3 | 3x; MR Coleman (at Georgia Tech - 12/1/21) | 2 | 3x; MR Morton (at Purdue - 1/3/22) |
| • Blocked Shots | 3 | 2x; MR Lyons (NICHOLLS - 12/15/21) | 2 | 10x; MR McChesney (ILLINOIS ST - 12/29/21) |

THE LAST TIME WISCONSIN...

Wisconsin Team

UW ranked No. 1 in AP Top 25: Feb. 21, 2007
UW ranked in AP Top 25: No. 23 (1/3/22)
UW ranked in USA Today Coaches Poll: No. 23 (1/3/22)
Played AP No. 1-ranked opponent: Win vs. Villanova, 65-62 (3/18/17)
Defeated AP No. 1-ranked opponent: Villanova, 65-62 (3/18/17)
Played AP No. 2-ranked opponent: Win vs. Michigan, 64-54 (1/19/19)
Defeated opponent ranked 3-10 by AP: Win at No. 3 Purdue, 74-69 (1/3/22)
Defeated opponent ranked 11-25 by AP: Win vs. No. 12 Houston, 65-63 (11/23/21)
Defeated AP Top 25 opponent on the road: Win at No. 3 Purdue, 74-69 (1/3/22)

Scoring

Scored 20 or more points: 37, Johnny Davis at #3 Purdue (1/3/22)
Scored 30 or more points: 37, Johnny Davis at #3 Purdue (1/3/22)
Scored 40 or more points: 43, Frank Kaminsky vs. North Dakota (11/19/13)
Two or more Badgers scored 30 points, same game: Joe Franklin (31) and Chuck Nagle (30) vs. Purdue (3/2/68) — only other time this happened in school history was Jack Brens (31) and Ken Siebel (31) vs. Utah (12/28/62)
Two or more Badgers scored 20 points, same game: Steven Crowl (21) and Johnny Davis (20) vs. Illinois State (12/29/21)
Three or more Badgers scored 20 points, same game: Jon Leuer (24), Josh Gasser (21), Jordan Taylor (20), vs. PVAMU (11/14/10)
Scored 20 points in one half: Johnny Davis (27 in 2nd Half) at #3 Purdue (1/3/22)
Scored 20 points/two straight games: Johnny Davis (37 at #3 Purdue, 1/3/22; 20 vs. Illinois State, 12/29/21)
Scored 20 points/three straight games: Johnny Davis (37 at #3 Purdue, 1/3/22; 20 vs. Illinois State, 12/29/21; 24 at #21 Ohio State, 12/11/21)
Scored 20 points/four straight games: Johnny Davis (37 at #3 Purdue, 1/3/22; 20 vs. Illinois State, 12/29/21; 24 at #21 Ohio State, 12/11/21; 23 vs. Indiana, 12/8/21)
Scored 20 points/five straight games: Johnny Davis (37 at #3 Purdue, 1/3/22; 20 vs. Illinois State, 12/29/21; 24 at #21 Ohio State, 12/11/21; 23 vs. Indiana, 12/8/21; 25 vs. Marquette, 12/4/21)
Scored 30 points/two straight games: Michael Finley (30 at Michigan, 1/29/94; 32 vs. Michigan State, 2/2/94)
No Badger scored in double figures: vs. Marquette (12/8/12)
One Badger scored in double figures: 23, Johnny Davis vs. Indiana (12/8/21)
Four players scored in double figures: Steven Crowl (21), Johnny Davis (20), Tyler Wahl (18) and Chucky Hepburn (13) vs. Illinois State (12/29/21)
Five players scored in double figures: Brad Davison (15), Aleem Ford (11), Micah Potter (11), Nate Reuvers (11) and D'Mitrik Trice (10) at Purdue (3/2/21)
Six players scored in double figures: Reuvers (19), Davison (15), Ford (12), King (12), Trice (11) and Pritzl (10) vs. Green Bay (11/21/19)
UW Scored 70 or more points: 74, at #3 Purdue (1/3/22)
UW Scored 80 or more points: 89, vs. Illinois State (12/29/21)
UW Scored 90 or more points: 92, vs. Arkansas-Pine Bluff (11/27/20)
UW Scored 100 or more points: 101, vs. Savannah State (12/13/18)

Field Goal Shooting

Shot 90 percent or better (min. 10 att.): .900 (9-10), Carlton McGee vs. Michigan (2/26/92)
UW shot 50 percent or better: .508, vs. Marquette (12/4/21)
UW shot 60 percent or better: .603, vs. Houston Baptist (11/17/18)
UW shot 70 percent or better: .744, vs. Army (12/30/79)
UW made 30 or more field goals: 31, vs. Marquette (12/4/21)
UW made 40 or more field goals: 42, vs. Iowa (3/9/94)
UW made 50 or more field goals: Has not happened
UW attempted 60 or more field goals: 60, at #3 Purdue (1/3/22)
UW attempted 70 or more field goals: 70, vs. Iowa (2/18/21)
UW attempted 80 or more field goals: 83, vs. Northwestern (1/28/95)
UW attempted 100 or more field goals: 102, vs. South Dakota (12/9/72)

3-Point Field Goal Shooting

Made 5 or more 3-point field goals: Brad Davison (5-7 3FG) vs. North Carolina (3/19/21)
UW shot 40 percent or better (min. 8 att.): .400 (8-20), vs. Illinois State (12/29/21)
UW shot 50 percent or better (min. 8 att.): .522 (12-23) vs. Penn State (3/11/21)
UW shot 60 percent or better (min. 8 att.): .640 (16-25), vs. Louisville (12/19/20)
UW shot 70 percent or better (min. 8 att.): .727, at Indiana (2/25/10)
UW shot 80 percent or better (min. 8 att.): .889, vs. North Dakota St. (12/10/86)
UW shot 90 percent or better (min. 8 att.): .900, at Illinois (1/25/97)
UW made 10 or more 3-point field goals: 10, vs. Marquette (12/4/21)
UW made 15 or more 3-point field goals: 16, vs. Louisville (12/19/20)
UW attempted 30 or more 3-point field goals: 31, vs. Illinois (2/27/21)
UW attempted 40 or more 3-point field goals: 40, vs. Temple (12/3/01)

Double-Double / Triple-Double

Had a triple-double: Ethan Happ (13 pts, 12 reb, 11 ast) vs. Northwestern (1/26/19)
Had a double-double (Pts/Reb): Johnny Davis (37 pts, 13 reb) at #3 Purdue (1/3/22)
Had a double-double (Pts/Ast): Ethan Happ (10 p, 11 r, 12a) vs. Coppin St. (11/6/18)
Had a double-double (Ast/Reb): Ethan Happ (10p, 11r, 12a) vs. Coppin St. (11/6/18)
Had a double-double in consecutive games: Johnny Davis (12/29/21 and 1/3/22)
Two with double-double: Potter (24 p, 13 r) & Davison (11 p, 13 r) at Penn State (1/11/20)

Free Throw Shooting

Perfect at the FT line (min. 10 att.): 10-10, Brad Davison vs. Illinois (1/19/18)
UW shot 80 percent or better (min. 12 att.): .889 (16-18), vs. Saint Mary's (11/24/21)
UW shot 90 percent or better (min. 12 att.): .900 (19-21), vs. Green Bay (11/12/21)
UW shot 100 percent (min. 12 att.): 15-15, vs. Nebraska (12/22/20)
UW made 20 or more free throws: 25, vs. Illinois State (12/29/21)
UW made 30 or more free throws: 30, vs. Minnesota (2/13/14)
UW made 40 or more free throws: 40, vs. Minnesota (1/12/53)
UW attempted 30 or more free throws: 32, vs. Illinois State (12/29/21)
UW attempted 40 or more free throws: 42, at Illinois (2/3/13)
UW attempted 50 or more free throws: 50, at Indiana (2/12/62)
UW attempted 60 or more free throws: 61, at Michigan (2/21/53)

Rebounds

Had 10+ rebounds: 14, Johnny Davis at #3 Purdue (1/3/22)
Had 15+ rebounds: 15, Tyler Wahl vs. Green Bay (12/1/20)
Had 20+ rebounds: 25, Joe Chrmelich vs. St. Mary's (12/2/76)
Had 30+ rebounds: 30, Paul Morrow vs. Purdue (1/3/53)
Had 10+ reb. in consecutive games: Happ & Iverson, Two Straight (3/7 - 3/10)
UW had 40+ rebounds: 42, vs. Illinois State (12/29/21)
UW had 50+ rebounds: 50, vs. Green Bay (11/12/21)

Assists

Had 10 or more assists: 11, Ethan Happ vs. Northwestern (1/26/19)
Had 15 or more assists: Has not happened
UW had 20 or more assists: 22, vs. Louisville (12/19/20)
UW had 30 or more assists: 30, vs. Iowa (3/9/94)

Blocked Shots

Had 5 or more blocked shots: 9 Nate Reuvers vs. Eastern Illinois (11/8/19)
Had 10 or more blocked shots: Has not happened
UW had 10 or more blocked shots: 10 vs. Eastern Illinois (11/25/20)
UW had 15 or more blocked shots: Has not happened

Steals

Had 5 or more steals: 5, Ethan Happ vs. Maryland (2/19/17)
Had 10 or more steals: 10, Mike Kelley vs. Texas (12/7/99)
UW had 10 or more steals: 10, vs. Green Bay (11/12/21)
UW had 15 or more steals: 16, (2x) MR vs. California (12/2/12)

Turnovers

UW had 1 or fewer turnovers: 1, vs. Iowa (1/20/15)
UW had 5 or fewer turnovers: 4, vs. Indiana (12/8/21)
UW had 0 turnovers in a half: 0 in 1H, vs. Arkansas-Pine Bluff (11/27/20)
Opponent committed 15 or more turnovers: 16, vs. Saint Mary's (11/24/21)
Opponent committed 20 or more turnovers: 20, vs. Illinois (2/27/21)

Overtime

Won a game in overtime: 2OT vs. Indiana (80-73), 1/7/21
Lost a game in overtime: vs. Saint Mary's (65-63), 11/5/19
Played a 2-overtime game: win vs. Indiana (80-73), 1/7/21
Played a 3-overtime game: loss vs. Indiana (85-86), 2/16/87
Played in consecutive OT games: (3) vs. Iowa (2/6/13), vs. Mich. (2/9/13), at Minn. (2/14/13)

Miscellaneous

Hit a buzzer beater: vs. Xavier, 3/20/16 (Bronson Koenig hits 3PT in corner, UW 66-63)
Won after trailing by at least 10 pts in second half: 17 vs. Indiana, 12/8/21 (down 42-25, 19:43 remaining - won 64-59)
Won after trailing by at least 15 pts in second half: 17 vs. Indiana, 12/8/21 (down 42-25, 19:43 remaining - won 64-59)
UW scored 10 straight points or more: 11-0 (18:54 - 15:35 1H) vs. Illinois State (12/29/21)
UW scored 15 straight points or more: 16-0 (16:14 - 10:57 2H) vs. Nicholls (12/15/21)
UW held opp. scoreless 5:00 or longer: 6:02 (16:38 - 10:36 2H) vs. Nicholls (12/15/21)
UW held opp. scoreless for 8:00 or longer: 9:08 (17:52 - 8:44 1H) vs. Louisville (12/19/20)