

WISCONSIN BASKETBALL

WISCONSIN BADGERS

3-9 (0-2 BIG)



Rankings (AP/Coaches): —/
Head Coach: Marisa Moseley
Wisconsin Record: 3-9 (1st yr.)
Overall Record: 48-38 (4th yr.)

vs.

#6/6 INDIANA HOOSIERS

11-2 (3-0 BIG)



Rankings (AP/Coaches): 6/6
Head Coach: Teri Moren
IU Record: 158-93 (8th yr.)
Overall Record: 357-212 (19th yr.)

WEDNESDAY, JAN. 5 • 6:30 P.M. • MADISON, WIS. • KOHL CENTER • BIG+

BADGERS RESUME PLAY AFTER COVID BREAK

- After canceling two games due to a COVID-19 outbreak on the team, the Badgers (3-9, 0-2 BIG) return to action after a nearly three-week break.
- Wisconsin faces its second ranked team of the season as No. 6/6 Indiana (11-2, 3-0 BIG) comes to town on Wednesday. Tip time is 6:30 p.m. from the Kohl Center, streamed live on BIG+.
- The Badgers continue their week of play on Sunday, traveling to Illinois (5-7, 0-1). Tip time is 1 p.m. from State Farm Arena in Champaign, Illinois, streamed on BIG+.



Katie Nelson scored a season-high 17 points vs. Illinois State on Dec. 16.

FAST BREAK FACTS

- The Badgers snapped a five-game losing streak with a 70-60 win over Illinois State in the Kohl Center on Dec. 16. Only seven UW players saw action in the game but four athletes scored in double figures for just the second contest this season.
- Wisconsin has upped its shooting over the last three games, hitting 47.5% (75-158) from the field, including 44.3% (27-61) from 3-point range. The Badgers have also made 10 3-pointers in each of the last two contests.
- Graduate student **Katie Nelson** scored a season-high 17 points against the Redbirds, shooting 6-7 (85.7%) from the field, including 5-6 (83.3%) from 3-point range. The 5-foot-8 guard also added six rebounds and five assists against ISU.
- Sophomore **Brooke Schramek** has scored in double figures in three out of the last four games, averaging 12.0 points per game over the stretch. The guard scored a career-high 18 points at Northwestern on Dec. 5. Schramek is

shooting 50% (17-34) from the field and 68.9% (11-16) from the free-throw line over the last four games. She also adds 4.5 rebounds and 2.0 assists per game.

- Sophomore **Halle Douglass** earned her first start this season against Illinois State, scoring a career-high 12 points and pulling down a career-best nine rebounds. The 6-foot-1 guard is averaging season bests of 3.3 points and 2.3 rebounds while shooting a season-best 43.5% from the field.
- Junior **Sydney Hilliard** is shooting 57.9% (66-114) from field goal range, which leads the team and ranks third in the Big Ten. The 5-foot-11 guard also leads the Badgers and ranks 15th in the Big Ten with 14.5 points per game.
- Three Badgers rank among the top-five players in the Big Ten in minutes played. **Katie Nelson** leads the Big Ten with 37.7 minutes per game while **Julie Pospisilova** ranks second with 35.9 points per game. **Sydney Hilliard** ranks fifth in the conference with 34.7 minutes per game.

PROBABLE STARTERS (based on last game)



2

Katie Nelson
 5-8 | G | Gr.
 5.4 ppg | 3.8 rpg
 3.3 apg | 1.6 spg



3

Brooke Schramek
 6-1 | G | So.
 7.3 ppg | 3.9 rpg
 1.6 apg




5

Julie Pospisilova
 6-0 | G | Jr.
 14.4 ppg | 3.9 rpg
 3.8 apg | 1.5 spg



10

Halle Douglass
 6-1 | G | So.
 3.3 ppg | 2.3 rpg



30

Sydney Hilliard
 5-11 | G | Jr.
 14.5 ppg | 5.0 rpg
 2.6 apg | 1.8 spg

2021-22 SCHEDULE

Overall: 3-9 (Home 2-5; Away 0-4; Neutral 1-0)
Big Ten: 0-2 (Home 0-1; Away 0-1)

NOV. 10	ST. THOMAS	W, 67-51
NOV. 14	NJIT	L, 49-61
Nov. 19	at Bradley	L, 57-64
NOV. 22	CHICAGO STATE	L, 63-71
Nov. 24	at Milwaukee	L, 67-79

Rocky Mountain Hoops Classic, Boulder, Colo.

Nov. 27	vs. Boise State	W, 60-45
Nov. 28	at Colorado	L, 51-67

DEC. 1	VIRGINIA TECH	L, 60-70
Dec. 5	at Northwestern	L, 49-61
DEC. 9	#13/11 MICHIGAN (BTN)	L, 81-93
DEC. 12	GREEN BAY	L, 53-63
DEC. 16	ILLINOIS STATE	W, 70-60
DEC. 23	EASTERN ILLINOIS	Canc.
DEC. 30	PURDUE (BTN)	Canc.

JAN. 5	#6/6 INDIANA	6:30 p.m.
Jan. 9	at Illinois	1 p.m.
JAN. 12	MINNESOTA	6:30 p.m.
Jan. 16	at Rutgers	1 p.m.
Jan. 20	at #8/7 Michigan	6 p.m.
JAN. 23	PENN STATE	2 p.m.
Jan. 27	at Nebraska	7 p.m.
Jan. 30	at Minnesota	2 p.m.
FEB. 3	#22/21 IOWA	6:30 p.m.
FEB. 6	ILLINOIS	1 p.m.
Feb. 9	at #10/8 Maryland	5 p.m.
FEB. 13	MICHIGAN STATE	3 p.m.
Feb. 20	at —/#25 Ohio State	1 p.m.
FEB. 23	NEBRASKA	6:30 p.m.
Feb. 27	at Purdue	TBA

March 2-6 at Big Ten Tournament
 Gainbridge Fieldhouse,
 Indianapolis

All home games, in **BOLD**, are played in the Kohl Center, 601 W. Dayton St. # AP/WBCA Rank

All dates and times subject to change.

FOLLOW THE #BADGERS

TV: BIG TEN NETWORK

App: **B1G+**
 Online: **BigTenPlus.com**

RADIO: U 100.9

App: **iHeartRadio** | **U 100.9 FM**
 ■ Play-by-Play: Jon Arias or Reid Magnum

SOCIAL MEDIA:

- Twitter: @BadgerWBB
- Instagram: badgerwbb
- Facebook: /WisconsinWomensBasketball
- YouTube: /WisconsinBadgers

2021-22 Big Ten Standings

Jan. 3

	Big Ten		Overall	
1. Michigan	3-0	1.000	12-1	.923
Indiana	3-0	1.000	11-2	.846
3. Northwestern	1-0	1.000	9-3	.750
Iowa	1-0	1.000	7-3	.700
5. Maryland	2-1	.667	10-4	.714
Michigan State	2-1	.667	8-6	.571
7. Nebraska	1-1	.500	12-1	.923
Penn State	1-1	.500	7-5	.583
9. Ohio State	1-2	.333	9-3	.750
Purdue	1-2	.333	10-4	.714
11. Illinois	0-1	.000	5-7	.417
12. Minnesota	0-2	.000	7-7	.500
Wisconsin	0-2	.000	2-9	.182
14. Rutgers	0-3	.000	7-8	.467

ALL GAMES

13. Scoring Offense	60.6
8. Scoring Defense	65.4
14. Scoring Margin	-4.8
11. Field Goal Pct.	41.4
12. Field Goal Pct. Defense	41.5
10. 3-pt Field Goal Pct.	30.9
11. 3-pt Field Goal Pct. Defense	32.2
10. 3-pt Field Goals Made	5.6
8. Free Throw Pct.	71.4
14. Rebounding Offense	32.2
6. Rebounding Defense	34.6
12. Rebounding Margin	-2.4
12. Offensive Rebounds	10.4
14. Defensive Rebounds	21.2
14. Assists	12.5
10. Assist/Turnover Ratio	0.8
6. Turnovers per game	15.1
10. Turnover Margin	-1.8
14. Blocked Shots	2.8
12. Steals	7.0

INDIVIDUAL

Scoring	14. Sydney Hilliard	14.5
	15. Julie Pospíšilová	14.4
FG%	3. Sydney Hilliard	57.9
	17. Julie Pospíšilová	35.9
3 pt per game	12. Julie Pospíšilová	1.9
Assists	14. Julie Pospíšilová	3.9
	17. Katie Nelson	3.1
Asst/TO	7. Katie Nelson	2.2
	T20. Julie Pospíšilová	1.3
Blocks	T17. Sara Stapleton	0.8
	T17. Julie Pospíšilová	0.8
Steals	T5. Sydney Hilliard	1.8
	T13. Katie Nelson	1.6
	T18. Julie Pospíšilová	1.5
Minutes	1. Katie Nelson	37.7
	2. Julie Pospíšilová	35.9
	4. Sydney Hilliard	34.7

BADGERS DOWN ILLINOIS STATE

■ Snapping a five-game losing streak, Wisconsin secured a 70-60 victory over Illinois State on Dec. 16.

■ The Badgers took a 16-8 lead at the end of the first quarter, outscoring ISU 10-2 over the final 4:36 of the period. Wisconsin would maintain a double-digit lead for most of the game, though the Redbirds cut the lead to eight (53-45) with 3:03 to play in the third quarter.

■ **Sydney Hilliard** and **Katie Nelson** finished with 17 points apiece. Nelson shot 85.7% (6-7) from the field, including 83.3% (5-6) from 3-point range, while adding five assists. Hilliard shot 8-11 (72.7%) from the field.

■ Wisconsin shot a season-high 53.8% (28-52) from the field, including 50% (10-20) from 3-point range.

■ **Halle Douglass** tallied career highs of 12 points and nine rebounds. Teammate **Julie Pospíšilová** also chipped in 10 points for the Badgers.

■ UW outrebounded the Redbirds 33-29 but still struggled with turnovers, giving the ball away 17 times.

CALLING ON HALLE

■ After missing the first two games of the season with an injury, sophomore guard **Halle Douglass** has had her name called more and more as the season goes on.

■ Against Illinois State on Dec. 16, Douglass put up six new career highs with 12 points, shooting 5-7 from the field and 2-4 from 3-point range. She also added a career-high nine rebounds while playing 36 minutes. The 6-foot-1

2021-22 CAREER COUNTDOWN

Milestone	Name	Date
700 points	Sydney Hilliard	vs. Chicago State, 11/22
500 points	Julie Pospíšilová	vs. Illinois State, 12/16
400 points	Julie Pospíšilová	at Milwaukee, 11/24
200 points	Sara Stapleton	vs. NJIT, 11/14
100 points	Brooke Schramek	vs. Northwestern, 12/5

300 rebounds	Sydney Hilliard	at Colorado, 11/28
200 rebounds	Julie Pospíšilová	vs. Northwestern, 12/5
400 assists	Katie Nelson	vs. Chicago State, 11/22

Milestone	Name	# Needed
1200 points	Katie Nelson	9
800 points	Sydney Hilliard	2
300 points	Sara Stapleton	34
100 points	Krystyna Ellew	7
	Halle Douglass	24

400 rebounds	Katie Nelson	5
100 rebounds	Brooke Schramek	19
200 assists	Sydney Hilliard	10
	Julie Pospíšilová	16

guard also started her first game of the season against the Redbirds.

■ On the season, Douglass has played in nine games. She averages 3.3 points and 2.3 rebounds per game while shooting a season-best 43.5%.

HITTING THE BASKET

■ Wisconsin has upped its shooting over the last three games, hitting 47.5% (75-158) from the field, including 44.3% (27-61) from 3-point range.

■ The Badgers have also made 10 3-pointers in each of the last two contests. **Julie Pospíšilová** leads the team and ties for 12th in the Big Ten with 19 triples

2020-21 WISCONSIN ROSTER

NO	NAME	POS	HT	YR	HOMETOWN/HIGH SCHOOL (PREVIOUS)
2	Katie Nelson	G	5-8	Gr.	Falmouth, Mass./Bishop Feehan (Boston Coll.)
3	Brooke Schramek	G	6-1	So.	Naperville, Ill./Benet Academy
5	Julie Pospíšilová	G	6-0	Jr.	Prague, Czech Republic/Gym. Jaroslava Seiferta
10	Halle Douglass	G	6-1	So.	Lake Forest, Ill./Lake Forest
11	Maty Wilke	G	5-10	Fr.	Beaver Dam, Wis./Beaver Dam
14	Krystyna Ellew	G	5-10	Fr.	Chicago, Ill./Taft
20	Sacia Vanderpool	G	6-4	Fr.	Byron, Minn./Byron
23	Lexi Duckett	G	5-11	RS So.	Daytona Beach, Fla./Father Lopez (UNC)
24	Natalie Leuzinger	G	5-8	So.	Monroe, Wis./Black Hawk
30	Sydney Hilliard	G	5-11	Jr.	Monroe, Wis./Monroe
40	Tara Stauffacher	G	5-11	Jr.	Columbus, Wis./Beaver Dam
41	Sara Stapleton	F/C	6-3	Jr.	Blaine, Minn./Centennial

Head Coach: Marisa Moseley

Associate Head Coach: Scott Merritt

Assistant Coaches: Kate Barnosky, Caroline Doty

Director of Operations: Mitch Simmons

Video Director: Will Watkins

Strength and Conditioning: A.J. Whitehead

Graduate Assistant: Estella Moschkau

PRONUNCIATION GUIDE: #3 Brooke SCHRAM-ick | #5 Julie POHS-pish-eh-LOW-va | #10 HAL-ee Douglass | #11 MAT ee WILL key | #14 Christina ELL ew | #20 SAY sha VAN der pool | #24 Natalie LIGHT-zing-er | #40 Tara STAW fah ker | HC Marisa MOHS lee | AC Kate bar NOS kee | AC Caroline DOH tee

COMPARING THE TEAMS

	G	PPG	FG%	3-pt%	FT%	RPG	APG	TOPG	SPG	BPG	OPP PPG
Wisconsin	12	60.6	.414	.309	.714	32.2	12.5	15.1	7.0	2.8	65.4
Indiana	13	72.6	.475	.333	.733	38.8	14.8	14.5	6.1	3.4	56.8

(1.9/game). **Krystyna Ellew** and **Katie Nelson** both add 14 treys.

- Junior **Sydney Hilliard** leads the charge, shooting 66.7% (14-21) from the field while **Katie Nelson** is shooting 57.1% (8-14) from the field, including 66.7% (6-9) from behind the arc. **Halle Douglass** also shoots 50% (5-10) from field goal range.

TURNOVER STRUGGLES

- After averaging just 12.3 turnovers per game over the first six games, Wisconsin is averaging 17.8 giveaways per game over the last six contests.
- The Badgers recorded a season-high 23 turnovers at Northwestern on Dec. 5. UW has 15 or-more giveaways the last four consecutive games.
- On the season, Wisconsin ranks sixth in the Big Ten with 15.1 turnovers per game. Opponents average 13.3 giveaways per game.

QUICK START VS. REDBIRDS

- After struggling with slow starts this season, the Badgers outscored Illinois State, 16-8, in the first quarter on Dec. 16.
- Wisconsin has been outscored by 10 foes in the first period this season. The Badgers average 11.9 points in the first quarter while foes average 17.0 points in the first period.
- Wisconsin has been outscored by at least nine points by six opponents in the first quarter this season—Chicago State (21-7), Colorado (18-9), Virginia Tech (27-17), Northwestern (17-7), Michigan (22-13), and Green Bay (23-11).

FOUL IMPROVEMENT

- After recording 20-or-more fouls in five games, the Badgers have improved in their contact the last two games, averaging 14 fouls per game, including just 12 fouls vs. Illinois State on Dec. 16.
- The fouls have led to opponents taking more free throws this season. Foes are shooting 147-210 (70%) from the charity stripe while the Badgers are shooting 120-168 (71.4%), which ranks eighth in the Big Ten.

OUTREBOUNDING OPPONENTS

- UW has outrebounded its last three opponents, averaging 34.3 rounds per game over the stretch while opponents are averaging 31.7 boards per game.

- Wisconsin has struggled with rebounding this season, ranking 14th in the Big Ten with 32.2 rebounds per game. The Badgers give up 34.6 rebounds per game, which ranks sixth in the Big Ten, and has a rebounding margin of minus 2.4, which sits 13th in the Big Ten.

- Junior **Sydney Hilliard** leads the team with 5.0 rebounds per game while three players tie for second with 3.9 boards per game—**Julie Pospíšilová**, **Krystyna Ellew** and **Sara Stapleton**. **Katie Nelson** adds 3.8 rebounds per game while **Brooke Schramek** chips in 3.6 boards per game.

COUNTING DOWN

- Freshman **Krystyna Ellew** will reach 100 career points in seven tallies.
- Junior **Sydney Hilliard** needs just two points for 800 career tallies and 10 assists for 200 dimes.
- Graduate student **Katie Nelson** is nine points away from 1,200 points. She is also just five boards away from 400 career rebounds.
- Junior **Julie Pospíšilová** is counting down to 200 assists, needing 16 helpers.

I GOT THAT!

- Sophomore **Brooke Schramek** surpassed 100 career points against Northwestern on Dec. 5.
- Junior **Julie Pospíšilová** went over 400 career points at Milwaukee on Nov. 24, scoring a season-high 19 points vs. the Panthers. She also surpassed 200 rebounds vs. Northwestern on Dec. 5. The guard tallied her 500th career point vs. Illinois State on Dec. 16.
- Junior **Sydney Hilliard** surpassed 700 career points with 20 points against Chicago State Nov. 22. She also pulled down career-rebound No. 300 at Colorado on Nov. 28.
- Graduate student **Katie Nelson** hit 400 career assists with five helpers against Chicago State on Nov. 22.
- Junior **Sara Stapleton** hit the 200-point mark vs. NJIT on Nov. 14.

HAVE YOURSELF A CAREER SEASON

- Eight upperclassmen are having the best seasons of their careers in 2021-22 in at least one statistical category.
- Sophomore **Halle Douglass**, who missed the first two games of the season with a lower leg injury, is averaging season bests of 3.3 points and 2.3 rebounds per game. She is shooting a season-best

SERIES HISTORY

Indiana

Indiana leads 53-23

In Madison: Wisconsin leads 18-16

In Bloomington: Indiana leads 33-4

Neutral: Indiana leads 4-1

Date	Place	W/L	Score
Feb. 8, 2014	Bloomington, Ind.	L	69-76
Jan. 11, 2015	Bloomington, Ind.	L	69-52
Dec. 31, 2015	Madison, Wis.	W	73-69
Feb. 14, 2016	Bloomington, Ind.	L	57-67
Jan. 29, 2017	Madison, Wis.	L	54-78
Jan. 24, 2018	Bloomington, Ind.	L	55-69
Jan. 13, 2019	Madison, Wis.	L	68-75
Jan. 30, 2020	Bloomington, Ind.	L	65-75
Jan. 10, 2021	Bloomington, Ind.	L	49-74
Feb. 24, 2021	Madison, Wis.	L	49-77

43.5%. Douglass has three blocks, needing one more to equal her freshman total, and four steals, needing two more to equal last year's total.

- Redshirt sophomore **Lexi Duckett** is averaging season bests of 1.4 points per game while shooting 26.7% from the field, including 30% from 3-point range. The guard is also shooting 66.7% from the free-throw line. She also has two assists this season after tallying one assist as a freshman and also earned her first career block.
- Junior **Sydney Hilliard** is shooting a season-best 57.9% from the field. She is also averaging a season-best 1.8 steals per game.
- Graduate student **Katie Nelson** is averaging a season-best 3.8 boards per game.
- Junior **Julie Pospíšilová**, who missed the first two games of the season, playing with the Czech National Team, is averaging a season-best 14.4 points and 3.8 assists per game. She is also shooting a season-best 76.7% from the free-throw line.
- Sophomore **Brooke Schramek** is averaging season bests of 7.0 points, 3.6 rebounds, 1.6 assists and 0.5 steals per game. She is also shooting a season-best 42.7% from the field.
- Junior **Sara Stapleton** is averaging season-best 7.3 points per game and already has five steals this season, after tallying 10 steals her first two seasons combined.
- Junior **Tara Stauffacher** is averaging a season-best 2.9 points per game while shooting 41.9% from the field, including 31.6% from 3-point range. She has also tied her season best with 1.9 rebounds per game and has five steals, which ties her season totals from her freshman and sophomore years.

QUICK FACTS

School	University of Wisconsin
Location	Madison, Wis.
Population	263,332
Founded	1848
Enrollment	47,936
Nickname	Badgers
School Colors	Cardinal and White
Affiliation	NCAA Division I
Conference	Big Ten
Chancellor	Rebecca Blank
Director of Athletics	Chris MacIntosh
Athletic Dept. Phone	608-262-1866
Ticket Office Phone	608-262-1440
Website	UWBadgers.com
Twitter	@BadgerWBB
Instagram	badgerwbb
Facebook	/WisconsinWomensBasketball

BASKETBALL STAFF

Head Coach	Marisa Moseley
Alma Mater, Year	Boston University
Overall	48-38 (4th yr.)
Wisconsin	3-9 (1st yr.)

Associate Head Coach	Scott Merritt (1st Yr.)
Assistant Coach	Kate Barnosky (1st yr.)
Assistant Coach	Caroline Doty (1st yr.)
Strength & Conditioning Coach	AJ Whitehead
Graduate Assistant	Estella Moschkau
Director of Operations	Mitch Simmons
Video Coordinator	Will Watkins

KOHL CENTER

Opened	Jan. 20, 1998
Seasons	24th year
Capacity	17,142

2021-22 IN REVIEW

Overall Record	5-19
Big Ten Record (finish)	2-18 (14th)
Postseason	None

2021-22 TEAM INFORMATION

Starters Returning/Lost	3/2
Letterwinners Returning/Lost	9/3
Newcomers	4

TOP RETURNEES

Sydney Hilliard (Jr.)*	15.5 ppg, 5.3 rpg, 4.0 apg
Julie Pospíšilová (Jr.)*	8.9 ppg, 3.8 rpg, 3.7 apg
Sarah Stapleton (Jr.)*	6.5 ppg, 4.0 rpg
* 2020-21 Starter	

NEWCOMERS

Lexi Duckett (RS So.)	Daytona Beach, Fla./UNC
Krystyna Ellew (Fr.)	Chicago, Ill.
Katie Nelson (Gr.)	Falmouth, Mass./Boston Univ.
Sacia Vanderpool (Fr.)	Byron, Minn.
Maty Wilke (Fr.)	Beaver Dam, Wis.

TEAM HISTORY

First Year	1974-75
Years	49th year
Overall record	624-730 (.461)
Big Ten record	246-425 (.368)

NCAA TOURNAMENT HISTORY

Appearances (Last)	7 (2010)
Record	2-7

POSPÍŠILOVÁ NAMED ALL-TOURNEY

- Junior **Julie Pospíšilová** was named to the Rocky Mountain Hoops Classic All-Tournament team.
- The 6-foot guard averaged a team-best 12.5 points while adding 4.5 rebounds per game. She dished off a career-high eight assists vs. Boise State to average 4.5 assists per game. Pospíšilová also added 1.5 blocks and 1.5 steals per game.

IMPRESSIVE DEBUT FOR ELLEW

- Freshman **Krystyna Ellew** scored a game-high 29 points in the Badgers' season-opening, 67-51, win over St. Thomas on Nov. 10.
- It's believed to be the most points ever scored by a Big Ten freshman in her collegiate debut, surpassing the previous mark of 27 points done twice before — Illinois' Robin Precely against Illinois State on Dec. 1, 1992, and Iowa's Caitlin Clark vs. Northern Iowa on Nov. 25, 2020.
- It also ties for fifth on the UW freshman single-game scoring list.

MOSELEY RECOGNIZED

- Head coach **Marisa Moseley** was named one of 40 Under 40: Rising Stars in women's basketball, according to *The Athletic* on Nov. 23.

FIRST WIN FOR MOSELEY

- The Badgers opened their first season under head coach **Marisa Moseley** with a 67-51 win over St. Thomas on Nov. 10. Wisconsin outscored the Tommies 24-11 in the second quarter to pull away.

POSPÍŠILOVÁ PLAYS INTERNATIONAL

- Junior **Julie Pospíšilová** missed the first two games of the season, playing with the Czech Republic in the European Championships.
- The Czech team lost to Belarus, 66-60, on Nov. 13 with Pospíšilová scoring four points, adding two assists and one steal. On Nov. 14 the team defeated Ireland, 70-54, with Pospíšilová scoring seven points and adding three rebounds, three assists and one steal.
- Over the two games, Pospíšilová averaged 18 minutes, 5.5 points, 1.5 rebounds, 2.5 assists and 1.0 steals per game.

STARTERS, STATS RETURN

- Wisconsin returns nine letterwinners and three starters from last season.
- Leading the team is **Sydney Hilliard**, who averaged a team-best 15.5 ppg last season, earning consensus honorable mention All-Big Ten selection in 2021. Other returning starters include **Julie Pospíšilová** (8.9 ppg/3.7 apg) and **Sara Stapleton** (6.5 ppg/4.0 rpg).

- The Badgers return 83.4% of their assists, 72% of their 3-pointers, 62% of their points, and 60% of their rebounds from last season.

BADGER STATE PRIDE

- Wisconsin's 2021-22 roster features five Badger state natives, including two players from Monroe and two from Beaver Dam High School.
- **Sydney Hilliard** was honored as the 2019 Point Guard of the Year at Monroe High School. **Tara Stauffacher** was ranked as the No. 1 player in the state in 2019 by MaxPreps.com for Beaver Dam High School. Freshman **Maty Wilke** joins the Badgers this season after a stand-out career at Beaver Dam. The other Wisconsin native is **Natalie Leuzinger** from Monroe.

BADGERS WELCOME FIVE

- The Badgers added five new athletes to the team in 2021-22.
- Graduate student **Katie Nelson** comes to Wisconsin after playing at Boston University under head coach Marisa Moseley the last four years. Nelson was a three-time All-Patriot League pick, including first-team honors in 2021. She scored more than 1,000 points and led the Terriers in assists all three years.
- Redshirt sophomore **Lexi Duckett** will see her first playing time this season after transferring from North Carolina at semester break in 2020-21. The 5-foot-11 guard played in 17 games with the Tarheels in 2019-20, averaging 1.0 points and 0.6 rebounds per game.
- Wisconsin also signed three for the 2021-22 season—**Maty Wilke**, a 5-foot-10 guard from Beaver Dam; **Sacia Vanderpool**, a 6-foot-4 forward from Byron, Minnesota; and **Krystyna Ellew**, a 5-foot-10 guard from Chicago.
- Wilke was named the 2020 Badger Conference Player of the Year. In 2019-20, she averaged 16.6 points, 7.4 rebounds, 4.8 assists and 3.6 steals per game. Wilke led the Golden Beavers to two state championships, and earned unanimous first-team All-State honors in 2020.
- Vanderpool was a 2021 3A state all star and two-time team MVP. She averaged 16.9 points, 9.4 rebounds and 3.0 blocks per game as a senior. Vanderpool set a school record for most blocks in a game with 13 as a junior.
- Ellew is the all-time leading scorer at Taft High School. She is a three-time all-conference and Chicago All-City selection as well as first-team all-state honors as a senior. Ellew averaged 20+ points and eight+ rebounds per game throughout her career.



THE MOSELEY FILE

• Wisconsin Record:	3-9 (1st yr.)
• Career Record:	48-38 (4th yr.)
• Big Ten Record:	0-2
• Alma Mater:	Boston, 2004

NOTABLE ATHLETES

WNBA ATHLETES

Tina Charles	Napheesa Collier
Stefanie Dolson	Bria Hartley
Moriah Jefferson	Maya Moore
Breanna Stewart	Kia Nurse
Morgan Tuck	Megan Walker
Katie Lou Samuelson	Gabby Nurse
Kaleena Mosqueda-Lewis	Kiah Stokes

ALL-AMERICANS

Gabby Williams, UConn—2017, '18
 Katie Lou Samuelson, UConn—2017, '18
 Napheesa Collier, UConn—2017
 Breanna Stewart, UConn—2014, '15, '16
 Moriah Jefferson, UConn—2015, '16
 Morgan Tuck, UConn—2016
 Kaleena Mosqueda-Lewis, UConn—2013, '15
 Stefanie Dolson, UConn—2013, '15
 Bria Hartley, UConn—2012, '14
 Maya Moore, UConn—2010, '11
 Tina Charles, UConn—2010

OLYMPIANS

2020: Breanna Stewart, Tina Charles, Napheesa Collier (Gold, USA)
 Stefanie Dolson (Gold—3x3)
 Gabby Williams (Bronze, France)
 Kia Nurse (Canada)

2016: Maya Moore, Breanna Stewart (Gold, USA)
 Kia Nurse (Canada)

2012: Tina Charles, Maya Moore (Gold, USA)

AP NATIONAL PLAYERS OF THE YEAR

Breanna Stewart, UConn—2016, '15, '14
 Maya Moore, UConn—2014

HEAD COACH MARISA MOSELEY

- Named head coach of the Badgers in March 2021
- Won her first game at Wisconsin vs. St. Thomas on Nov. 10, 2021
- Spent three seasons as the head coach at Boston University, compiling a 45-29 record
- Named the 2018-19 Patriot League Coach of the Year
- Two-time Patriot League Tournament participants
- Six Patriot League honorees
- Spent nine season as assistant coach at Connecticut
- Won five NCAA championships and nine conference titles with the Huskies
- Coached three National Players of the Year and 11 All-Americans
- Coached seven Olympians
- Spent two season as assistant coach at Minnesota and one year as assistant coach at Denver
- Founding member of the Patriot League's Anti-Racism Commission
- Member of the University of Connecticut's Diversity Council
- Member of the University of Denver's Diversity, Equity and Inclusion Committee
- Four-year letterwinner at Boston University from 2000-04
- Earned third-team all-conference honors
- Named team defensive player of the year
- Four-year member of the America East Honor Roll

Moseley year by year

Wisconsin—Head Coach

Year	Record	Pct.	Conf.	Record	Place	Postseason
2020-21	3-9	.200	B1G	0-2	T10th	
1st year	3-9	.250		0-2	.000	

Boston University—Head Coach

Year	Record	Pct.	Conf.	Record	Place	Postseason
2020-21	12-3	.800	Patriot	10-2	1st	PL Tournament Runner-Up
2019-20	18-12	.600	Patriot	12-6	2nd	PL Tournament Semifinals
2018-19	15-14	.517	Patriot	11-7	4th	PL Tournament Quarterfinals
3 years	45-29	.613	33-15	.679		

Head Coaching Record

Year	Record	Pct.	Conf.	Record
4th year	48-38	.558	33-17	.660

UConn—Assistant Coach

Year	Record	Pct.	Conf.	Record	Place	Postseason
2017-18	36-1	.973	16-0	1.000	1st	Final Four
2016-17	26-1	.963	16-0	1.000	1st	Final Four
2015-16	28-0	1.000	18-0	1.000	1st	National Champions
2014-15	38-1	.974	18-0	1.000	1st	National Champions
2013-14	40-0	1.000	18-0	1.000	1st	National Champions
2012-13	35-4	.897	14-2	.875	2nd	National Champions
2011-12	33-5	.868	13-3	.813	3rd	Final Four
2010-11	36-2	.947	16-0	1.000	1st	Final Four
2009-10	39-0	1.000	16-0	1.000	1st	National Champions
9 years	330-14	.959	145-5	.967		

2 | KATIE NELSON

Graduate Student | Guard | 5-8
Falmouth, Mass. | Bishop Feehan | Boston University



Instagram: knelson44



Honors: 2021 All-Patriot League First Team ... 2020 All-Patriot League Second Team... 2019 All-Patriot League Third Team... 2018 Patriot League All-Rookie Team... Patriot League Rookie of the Week - Nov. 20, 2017, Nov. 27, 2017... 2018, 2019, 2020 Patriot League Academic Honor Roll

Of note: Graduate transfer from Boston University ... started all 103 games at BU and led the team in assists and minutes in each of her four seasons

2021-22: Started her first game as a Badger vs. St. Thomas (Nov. 10) ... has started all 12 games ... leads the Big Ten and ranks ninth nationally with 37.5 minutes per game ... ranks sixth on the team with 5.4 points per game ... scored a season-high 17 points vs. Illinois State (Dec. 16) ... ranks second on the team and 17th in the Big Ten with 3.3 assists per game ... ranks seventh in the Big Ten with a 1.6 assist-to-turnover ratio ... adds 1.6 steals, which ranks 15th in the Big Ten, and 3.8 rebounds per game ... had a season-high seven rebounds at Colorado (Nov. 28)

GAME-BY-GAME STATISTICS

Opponent	Date	GS	MIN	Total		3-Pointers		Free throws		Rebounds				PF	A	TO	BLK	STL	PTS	AVG
				FG-FGA	PCT	3FG-3FGA	PCT	FT-FTA	PCT	OFF	DEF	TOT	AVG							
St. Thomas (MN)	11/10/2021	*	38:30	3-8	.375	0-2	.000	0-0	.000	1	2	3	3.0	1	4	4	0	4	6	6.0
NJIT	11/14/2021	*	40:00	3-10	.300	2-5	.400	0-0	.000	0	0	0	1.5	3	6	0	0	3	8	7.0
at Bradley	11/19/2021	*	38:37	1-6	.167	1-4	.250	0-0	.000	2	2	4	2.3	2	6	0	0	0	3	5.7
Chicago St.	11/22/2021	*	43:56	2-10	.200	1-5	.200	3-4	.750	1	3	4	2.8	3	5	1	0	1	8	6.3
at Milwaukee	11/24/2021	*	37:39	3-8	.375	1-4	.250	0-0	.000	0	1	1	2.4	2	1	0	0	1	7	6.4
vs Boise St.	11/27/2021	*	29:37	1-4	.250	1-2	.500	0-0	.000	1	3	4	2.7	0	4	1	0	3	3	5.8
at Colorado	11/28/2021	*	36:54	1-3	.333	0-2	.000	0-0	.000	3	4	7	3.3	2	3	3	1	0	2	5.3
Virginia Tech	12/01/2021	*	38:49	1-4	.250	1-3	.333	0-0	.000	1	2	3	3.3	1	1	1	0	3	3	5.0
at Northwestern	12/05/2021	*	40:00	1-3	.333	1-2	.500	0-0	.000	0	5	5	3.4	4	1	2	0	3	3	4.8
Michigan	12/09/2021	*	28:56	1-3	.333	0-1	.000	0-0	.000	1	4	5	3.6	2	0	2	0	1	2	4.5
Green Bay	12/12/2021	*	40:00	1-4	.250	1-2	.500	0-0	.000	0	3	3	3.5	4	4	0	0	0	3	4.4
Illinois St.	12/16/2021	*	38:51	6-7	.857	5-6	.833	0-0	.000	2	4	6	3.8	3	5	1	0	0	17	5.4
Totals			12 451:49	24-70	.343	14-38	.368	3-4	.750	12	33	45	3.8	27	40	19	1	19	65	5.4

Player Averages

Games Played	Minutes/ game	Points/ game	FG Pct	3FG Pct	FT Pct	Rebounds/ game	Assists/ game	Turnovers/ game	Assist/Turnover ratio	Steals/ game	Blocks/ game
12	37.7	5.4	34.3	36.8	75.0	3.8	3.3	1.6	2.1	1.6	0.1

CAREER STATISTICS

SEASON	TEAM	GP-GS	MIN/AVG	Field Goals		3-Point		F-Throws		Rebounds				Scoring						
				FG-FGA	FG%	3FG-3FGA	3FG%	FT-FTA	FT%	OFF	DEF	TOT	AVG	PF-FO	A	TO	BLK	STL	PTS	AVG
2017-18	BU	29-29	1010/34.8	95-264	.360	55-142	.387	29-43	.674	31	72	103	3.6	59-0	99	117	4	38	274	9.4
2018-19	BU	29-29	1100/37.9	96-264	.364	51-155	.329	56-69	.812	19	72	91	3.1	53-1	108	95	3	35	299	10.3
2019-20	BU	30-30	1183/39.4	125-327	.382	56-172	.326	67-91	.736	21	80	101	3.4	55-0	108	89	0	27	373	12.4
2020-21	BU	15-15	536/35.7	67-140	.479	28-69	.406	18-27	.667	16	39	55	3.7	21-0	64	26	1	24	180	12.0
2021-22	Wisc	12-12	452/37.7	24-70	.343	14-38	.368	3-4	.750	12	33	45	3.8	27-0	40	19	1	19	65	5.4
TOTAL FOR Wisc		12-12	452/37.7	24-70	.343	14-38	.368	3-4	.750	12	33	45	3.8	27-0	40	19	1	19	65	5.4
TOTAL		115-115	4281/37.2	407-1065	.382	204-576	.354	173-234	.739	99	296	395	3.4	215-1	419	346	9	143	1191	10.4

Single Game Highs

Statistic	Value
Points	29 vs Northeastern 12/29/19
Rebounds	9 at California 12/07/19, at Lafayette 01/02/20
Assists	8 4 times
Steals	4 9 times
Blocks	1 9 times
FG Made	10 at Delaware 11/19/17
FG Attempts	18 vs Holy Cross 01/25/20
3FG Made	7 vs Dartmouth 12/21/19
3FG Attempts	12 at Harvard 11/21/17, vs Holy Cross 01/25/20
FT Made	7 4 times
FT Attempts	10 at Lafayette 02/07/21

3 | BROOKE SCHRAMEK

Sophomore | Guard | 6-1
Naperville, Ill. | Benet Academy



Instagram: brooke.schramek3



Of Note: Joins notable former Benet athletes that have attended Wisconsin: men’s basketball 2015 National Player of the year Frank Kaminski and women’s basketball alum Jordan Wilson (2002-06) ... sister Emily played basketball at Northern Michigan (2015-18) ... sister Kendal is a senior forward at UW-Oshkosh

2020-21: Has played in all 12 games, starting 10 ... averaging 24.7 minutes per game ... started her first game as a Badger vs. St. Thomas (Nov. 10) ... scored a career-high 18 points at Northwestern (Dec. 5) ... ranks fifth on the team with 7.0 points per game ... has scored in double figures in three out of the last four games, averaging 12.0 points per game over the stretch ... pulled down a career-high seven rebounds vs. Chicago State (Nov. 22) while adding a career-high three blocks ... tied her career best with seven rebounds vs. Green Bay (Dec. 12) ... averaging 3.6 rebounds per game ... dished off a career-high three assists in three games ... adds 1.6 assists per game ... tied her career-high with two steals vs. the Broncos

GAME-BY-GAME STATISTICS

Opponent	Date	GS	MIN	Total		3-Pointers		Free throws		Rebounds				PF	A	TO	BLK	STL	PTS	AVG
				FG-FGA	PCT	3FG-3FGA	PCT	FT-FTA	PCT	OFF	DEF	TOT	AVG							
St. Thomas (MN)	11/10/2021	*	25:09	0-5	.000	0-1	.000	0-0	.000	3	2	5	5.0	2	0	0	0	1	0	0.0
NJIT	11/14/2021	*	12:22	1-4	.250	0-2	.000	0-0	.000	0	2	2	3.5	0	0	2	0	0	2	1.0
at Bradley	11/19/2021		09:29	0-2	.000	0-0	.000	0-2	.000	2	1	3	3.3	0	2	0	0	0	0	0.7
Chicago St.	11/22/2021		26:41	2-5	.400	0-1	.000	2-4	.500	3	4	7	4.3	5	1	0	3	1	6	2.0
at Milwaukee	11/24/2021	*	27:01	3-6	.500	1-3	.333	0-0	.000	1	1	2	3.8	4	2	4	0	1	7	3.0
vs Boise St.	11/27/2021	*	20:01	3-5	.600	0-1	.000	2-2	1.000	2	0	2	3.5	4	0	4	0	2	8	3.8
at Colorado	11/28/2021	*	31:30	5-10	.500	1-3	.333	0-1	.000	1	3	4	3.6	2	3	1	0	1	11	4.9
Virginia Tech	12/01/2021	*	22:21	1-4	.250	0-1	.000	0-0	.000	0	0	0	3.1	5	3	6	1	0	2	4.5
at Northwestern	12/05/2021	*	32:47	6-9	.667	1-2	.500	5-7	.714	1	3	4	3.2	3	2	2	0	0	18	6.0
Michigan	12/09/2021	*	27:08	4-8	.500	0-2	.000	2-4	.500	1	3	4	3.3	5	2	2	1	0	10	6.4
Green Bay	12/12/2021	*	32:14	3-8	.375	2-3	.667	3-4	.750	4	3	7	3.6	2	1	4	0	0	11	6.8
Illinois St.	12/16/2021	*	29:20	4-9	.444	0-2	.000	1-1	1.000	1	2	3	3.6	4	3	3	0	0	9	7.0
Totals			10 296:05	32-75	.427	5-21	.238	15-25	.600	19	24	43	3.6	36	19	28	5	6	84	7.0

Player Averages

Games Played	Minutes/game	Points/game	FG Pct	3FG Pct	FT Pct	Rebounds/game	Assists/game	Turnovers/game	Assist/Turnover ratio	Steals/game	Blocks/game
12	24.7	7.0	42.7	23.8	60.0	3.6	1.6	2.3	0.7	0.5	0.4

CAREER STATISTICS

SEASON TEAM	GP-GS	MIN/AVG	Field Goals		3-Point		F-Throws		Rebounds				Scoring			
			FG-FGA	FG%	3FG-3FGA	3FG%	FT-FTA	FT%	OFF	DEF	TOT	AVG	PF-FO	A	TO	BLK
2020-21 Wisc	21-0	337/16.1	17-70	.243	7-30	.233	19-32	.594	15	23	38	1.8	37-0	13	22	6
2021-22 Wisc	12-10	296/24.7	32-75	.427	5-21	.238	15-25	.600	19	24	43	3.6	36-3	19	28	5
TOTAL	33-10	633/19.2	49-145	.338	12-51	.235	34-57	.596	34	47	81	2.5	73-3	32	50	11

Single Game Highs

Statistic	Value
Points	18 at Northwestern 12/05/21
Rebounds	7 vs Chicago St. 11/22/21, vs Green Bay 12/12/21
Assists	3 vs Virginia Tech 12/01/21, vs Illinois St. 12/16/21, at Colorado 11/28/21
Steals	2 at Michigan St. 03/06/21, vs Boise St. 11/27/21
Blocks	3 vs Chicago St. 11/22/21
FG Made	6 at Northwestern 12/05/21
FG Attempts	10 at Colorado 11/28/21
3FG Made	2 at Michigan 12/31/20, vs Green Bay 12/12/21
3FG Attempts	5 vs Iowa 02/28/21
FT Made	5 at Michigan St. 03/06/21, at Northwestern 12/05/21
FT Attempts	7 at Iowa 12/05/20, at Northwestern 12/05/21

5 | JULIE POSPÍŠILOVÁ

Junior | Guard | 6-0
Prague, Czech Republic | Jaroslava Seiferta



Twitter: @Julpospisilova | Instagram: Pospisilovajulia



Honors: 2021 Academic All-Big Ten

Of Note: First Badger from the Czech Republic ... competed with the Czech National Team for two games in November ... trained with the Czech Senior National team during the summer of 2021 ... played on the Czech Republic Junior National Team for five years, competing in five European Championships, winning gold medals in 2015 and 2018 ... in 2016-17, Pospisilova was part of a student exchange program at Downers Grove North High School in Illinois, where she averaged 13.4 points and 6.1 rebounds per game ... also played for Chicago Hoops Express Nike Blue Star team

2020-21: Missed the first two games of the season to play with the Czech National Team in the European Championship ... returned to the lineup at Bradley (Nov. 19) where she started ... has played and started 10 games, averaging 35.9 minutes per game, which ranks second in the Big Ten ... ranks second on the team with 14.4 points per game ... has scored in double figures all 10 games ... scored a season-high 21 points vs. Michigan (Dec. 9), shooting 8-16 from the field ... dished off a career-high eight assists vs. Boise State (Nov. 27) ... adds 3.9 rebounds, 3.8 assists and 1.5 steals per game ... had a season-high six rebounds in two contests

GAME-BY-GAME STATISTICS

Opponent	Date	GS	MIN	Total		3-Pointers		Free throws		Rebounds				PF	A	TO	BLK	STL	PTS	AVG	
				FG-FGA	PCT	3FG-3FGA	PCT	FT-FTA	PCT	OFF	DEF	TOT	AVG								
at Bradley	11/19/2021	*	38:14	7-22	.318	2-6	.333	1-1	1.000	4	4	8	8.0	4	6	2	0	2	17	17.0	
Chicago St.	11/22/2021	*	32:55	2-8	.250	1-5	.200	10-14	.714	0	0	0	4.0	5	2	3	0	1	15	16.0	
at Milwaukee	11/24/2021	*	39:14	8-16	.500	2-5	.400	1-1	1.000	1	1	2	3.3	2	5	2	1	3	19	17.0	
vs Boise St.	11/27/2021	*	33:16	5-15	.333	3-7	.429	2-2	1.000	1	6	7	4.3	1	8	1	1	0	15	16.5	
at Colorado	11/28/2021	*	37:14	4-12	.333	2-7	.286	0-0	.000	0	2	2	3.8	1	1	5	2	3	10	15.2	
Virginia Tech	12/01/2021	*	33:38	4-12	.333	1-7	.143	2-2	1.000	0	2	2	3.5	4	2	1	0	2	11	14.5	
at Northwestern	12/05/2021	*	36:08	4-15	.267	1-9	.111	3-4	.750	0	6	6	3.9	1	3	7	0	1	12	14.1	
Michigan	12/09/2021	*	35:09	8-16	.500	3-6	.500	2-2	1.000	2	1	3	3.8	1	4	3	0	0	21	15.0	
Green Bay	12/12/2021	*	39:09	5-12	.417	2-5	.400	2-4	.500	1	5	6	4.0	3	5	3	2	2	14	14.9	
Illinois St.	12/16/2021	*	34:21	4-14	.286	2-6	.333	0-0	.000	0	3	3	3.9	0	2	2	2	1	10	14.4	
Totals			10	359:18	51-142	.359	19-63	.302	23-30	.767	9	30	39	3.9	22	38	29	8	15	144	14.4

Player Averages												
Games Played	Minutes/game	Points/game	FG Pct	3FG Pct	FT Pct	Rebounds/game	Assists/game	Turnovers/game	Assist/Turnover ratio	Steals/game	Blocks/game	
10	35.9	14.4	35.9	30.2	76.7	3.9	3.8	2.9		1.3	1.5	0.8

CAREER STATISTICS

SEASON	TEAM	GP-GS	MIN/AVG	Field Goals		3-Point		F-Throws		Rebounds				Scoring						
				FG-FGA	FG%	3FG-3FGA	3FG%	FT-FTA	FT%	OFF	DEF	TOT	AVG	PF-FO	A	TO	BLK	STL	PTS	AVG
2019-20	Wisc	31-9	636/20.5	61-175	.349	32-90	.356	3-4	.750	26	60	86	2.8	65-2	60	59	15	19	157	5.1
2020-21	Wisc	23-23	713/31.0	82-201	.408	30-82	.366	10-18	.556	19	68	87	3.8	60-1	86	101	27	39	204	8.9
2021-22	Wisc	10-10	359/35.9	51-142	.359	19-63	.302	23-30	.767	9	30	39	3.9	22-1	38	29	8	15	144	14.4
TOTAL		64-42	1709/26.7	194-518	.375	81-235	.345	36-52	.692	54	158	212	3.3	147-4	184	189	50	73	505	7.9

Single Game Highs		
Statistic	Value	
Points	28	vs Minnesota 01/03/21
Rebounds	9	at Iowa 12/05/20
Assists	8	vs Boise St. 11/27/21
Steals	6	vs Western Ill. 11/29/20
Blocks	4	vs Valparaiso 12/20/20
FG Made	10	vs Minnesota 01/03/21
FG Attempts	22	at Bradley 11/19/21
3FG Made	5	vs Valparaiso 12/20/20, vs Minnesota 01/03/21
3FG Attempts	9	at Northwestern 12/05/21
FT Made	10	vs Chicago St. 11/22/21
FT Attempts	14	vs Chicago St. 11/22/21

10 | HALLE DOUGLASS

Freshman | Guard | 6-1
Lake Forest, Ill. | Lake Forest



Twitter: @halledouglass | Instagram: halledouglass_



Of Note: Parents are both UW graduates ... her father Billy was a guard for the Badgers from 1988-92, serving as team co-captain in 1991-92

2021-22: Missed the first two games of the season with a lower leg injury ... has played in nine games, starting one, averaging 14.0 minutes per game ... returned to the lineup vs. Bradley (Nov. 19) ... scored a then-career-high 10 points at Northwestern (Dec. 5) before upping that to 12 points vs. Illinois State (Dec. 16) ... shot a career-best 71.4% (5-7) from the field vs. the Redbirds ... averaging 3.3 points per game ... shot a career high of 4-4 from the free-throw line vs. Virginia Tech (Dec. 1) ... pulled down a career-high nine rebounds vs. ISU ... averaging 2.3 rebounds per game ... also tied her career high with two steals vs. Bradley ... had a season-high two assists vs. Michigan (Dec. 9)

High School: Ranked 93rd by Prospects Nation ... ranked 99th by ESPNW's 2020 HoopGurlz Top 100 ... two-time North Suburban Conference Player of the Year (2019, 2020) ... selected to the Adidas AAU All-American Team and played internationally in Spain

GAME-BY-GAME STATISTICS

Opponent	Date	GS	MIN	Total		3-Pointers		Free throws		Rebounds				PF	A	TO	BLK	STL	PTS	AVG
				FG-FGA	PCT	3FG-3FGA	PCT	FT-FTA	PCT	OFF	DEF	TOT	AVG							
at Bradley	11/19/2021		14:00	1-3	.333	0-1	.000	0-0	.000	1	2	3	3.0	2	1	1	0	2	2	2.0
Chicago St.	11/22/2021		05:12	0-0	.000	0-0	.000	0-0	.000	0	2	2	2.5	3	0	1	1	0	0	1.0
vs Boise St.	11/27/2021		03:01	0-0	.000	0-0	.000	0-0	.000	0	0	0	1.7	0	0	1	0	0	0	0.7
at Colorado	11/28/2021		00:40	0-0	.000	0-0	.000	0-0	.000	0	0	0	1.3	0	0	0	0	0	0	0.5
Virginia Tech	12/01/2021		18:12	1-4	.250	0-1	.000	4-4	1.000	0	2	2	1.4	3	1	1	1	0	6	1.6
at Northwestern	12/05/2021		20:27	3-6	.500	0-1	.000	4-5	.800	0	2	2	1.5	3	0	0	0	1	10	3.0
Michigan	12/09/2021		16:32	0-3	.000	0-2	.000	0-2	.000	0	1	1	1.4	1	2	1	0	0	0	2.6
Green Bay	12/12/2021		12:27	0-0	.000	0-0	.000	0-0	.000	1	1	2	1.5	1	1	1	0	0	0	2.3
Illinois St.	12/16/2021	*	35:27	5-7	.714	2-4	.500	0-1	.000	0	9	9	2.3	0	1	4	1	1	12	3.3
Totals		1	125:57	10-23	.435	2-9	.222	8-12	.667	2	19	21	2.3	13	6	10	3	4	30	3.3

Player Averages

Games Played	Minutes/ game	Points/ game	FG Pct	3FG Pct	FT Pct	Rebounds/ game	Assists/ game	Turnovers/ game	Assist/Turnover ratio	Steals/ game	Blocks/ game
9	14.0	3.3	43.5	22.2	66.7	2.3	0.7	1.1	0.6	0.4	0.3

CAREER STATISTICS

				Field Goals		3-Point		F-Throws		Rebounds								Scoring		
SEASON	TEAM	GP-GS	MIN/AVG	FG-FGA	FG%	3FG-3FGA	3FG%	FT-FTA	FT%	OFF	DEF	TOT	AVG	PF-FO	A	TO	BLK	STL	PTS	AVG
2020-21	Wisc	19-1	339/17.8	15-53	.283	6-22	.273	10-13	.769	9	28	37	1.9	29-0	30	29	4	6	46	2.4
2021-22	Wisc	9-1	126/14.0	10-23	.435	2-9	.222	8-12	.667	2	19	21	2.3	13-0	6	10	3	4	30	3.3
TOTAL		28-2	465/16.6	25-76	.329	8-31	.258	18-25	.720	11	47	58	2.1	42-0	36	39	7	10	76	2.7

Single Game Highs

Statistic	Value
Points	12 vs Illinois St. 12/16/21
Rebounds	9 vs Illinois St. 12/16/21
Assists	4 vs Northwestern 01/06/21
Steals	2 vs Indiana 02/24/21, at Bradley 11/19/21
Blocks	1 7 times
FG Made	5 vs Illinois St. 12/16/21
FG Attempts	7 vs Illinois St. 12/16/21
3FG Made	2 at Purdue 01/21/21, vs Illinois St. 12/16/21
3FG Attempts	4 vs Michigan St. 01/24/21, vs Illinois St. 12/16/21
FT Made	4 vs Virginia Tech 12/01/21, at Northwestern 12/05/21
FT Attempts	5 at Northwestern 12/05/21

11 | MATY WILKE

Freshman | Guard | 5-10
Beaver Dam, Wis. | Beaver Dam



Twitter: @MatyWilke | Instagram: matywilke



Of Note: Recovering from torn ACL she suffered in December 2020 ... will redshirt the 2021-22 season

High School: Three-time first-team all-conference selection ... 2020 Conference Player of the Year ... as a senior, averaged 21.8 points, 8.6 assists, 6.1 rebounds and 4.4 steals per game before getting injured ... as a junior, averaged 16.6 points, 7.4 rebounds, 4.8 assists and 3.6 steals per game ... under coach Tim Chase, led the Golden Beavers to three Division 2 state tournaments, including two state championships 2020 All-State First Team unanimous honors ... also played for the North Tartan EYBL AAU program led by coach Gerard Coury and Bill Larson ... also played softball and participated in golf ... member of the National Honor Society

GAME-BY-GAME STATISTICS

CAREER STATISTICS

14 | KRYSTYNA ELLEW

Freshman | Guard | 5-10
Chicago, Ill. | Taft



Twitter: @KrystynaEllew | Instagram: t.ellew



2020-21: Has played in 12 games, starting five, averaging 20.8 minutes per games ... started her first game as a Badger vs. St. Thomas (Nov. 10) ... scored 29 points vs. the Tommies, which ties for fifth on the UW freshman single-game record list and is a Big Ten record for most points scored in a career opener by a women's basketball player ... ranks third on the team with 7.8 points per game ... has scored in double figures in three games ... shooting a team-best 21-22 (95.5%) from the free-throw line ... shot career bests of 8-8 for the charity stripe vs. St. Thomas and vs. Michigan (Dec. 9) ... adds 3.9 rebounds per game, which ties for second on the team ... recorded a career-high nine rebounds vs. Green Bay (Dec. 12) ... had a career-high two steals vs. Boise State (Nov. 27)

GAME-BY-GAME STATISTICS

Opponent	Date	GS	MIN	Total		3-Pointers		Free throws		Rebounds				PF	A	TO	BLK	STL	PTS	AVG
				FG-FGA	PCT	3FG-3FGA	PCT	FT-FTA	PCT	OFF	DEF	TOT	AVG							
St. Thomas (MN)	11/10/2021	*	34:47	9-15	.600	3-5	.600	8-8	1.000	2	3	5	5.0	2	0	2	1	1	29	29.0
NJIT	11/14/2021	*	29:20	0-6	.000	0-3	.000	0-0	.000	3	4	7	6.0	3	1	1	0	0	0	14.5
at Bradley	11/19/2021	*	16:13	1-3	.333	1-2	.500	0-0	.000	0	1	1	4.3	1	0	0	0	0	3	10.7
Chicago St.	11/22/2021	*	16:30	1-7	.143	1-3	.333	1-2	.500	0	2	2	3.8	2	0	1	0	0	4	9.0
at Milwaukee	11/24/2021		19:27	1-5	.200	0-1	.000	2-2	1.000	2	0	2	3.4	3	1	1	0	0	4	8.0
vs Boise St.	11/27/2021		17:21	2-7	.286	1-3	.333	0-0	.000	1	4	5	3.7	1	1	0	0	2	5	7.5
at Colorado	11/28/2021		16:27	1-7	.143	0-5	.000	0-0	.000	0	2	2	3.4	2	0	2	0	0	2	6.7
Virginia Tech	12/01/2021		18:56	2-6	.333	1-2	.500	2-2	1.000	0	4	4	3.5	1	0	0	0	0	7	6.8
at Northwestern	12/05/2021		06:00	0-0	.000	0-0	.000	0-0	.000	0	1	1	3.2	0	1	1	0	0	0	6.0
Michigan	12/09/2021		26:33	4-6	.667	2-4	.500	8-8	1.000	1	5	6	3.5	0	2	0	0	0	18	7.2
Green Bay	12/12/2021	*	37:42	8-19	.421	5-12	.417	0-0	.000	1	8	9	4.0	2	0	1	0	0	21	8.5
Illinois St.	12/16/2021		09:51	0-2	.000	0-1	.000	0-0	.000	0	3	3	3.9	1	0	2	0	0	0	7.8
Totals			5 249:08	29-83	.349	14-41	.341	21-22	.955	10	37	47	3.9	18	4	13	1	3	93	7.8

Player Averages

Games Played	Minutes/game	Points/game	FG Pct	3FG Pct	FT Pct	Rebounds/game	Assists/game	Turnovers/game	Assist/Turnover ratio	Steals/game	Blocks/game
12	20.8	7.8	34.9	34.1	95.5	3.9	0.3	1.1	0.3	0.3	0.1

CAREER STATISTICS

			Field Goals		3-Point		F-Throws		Rebounds				Scoring								
SEASON	TEAM	GP-GS	MIN	AVG	FG-FGA	FG%	3FG-3FGA	3FG%	FT-FTA	FT%	OFF	DEF	TOT	AVG	PF-FO	A	TO	BLK	STL	PTS	AVG
2021-22	Wisc	12-5	249	20.8	29-83	.349	14-41	.341	21-22	.955	10	37	47	3.9	18-0	4	13	1	3	93	7.8
TOTAL		12-5	249	20.8	29-83	.349	14-41	.341	21-22	.955	10	37	47	3.9	18-0	4	13	1	3	93	7.8

Single Game Highs

Statistic	Value	
Points	29	vs St. Thomas (MN) 11/10/21
Rebounds	9	vs Green Bay 12/12/21
Assists	1	4 times
Steals	2	vs Boise St. 11/27/21
Blocks	1	vs St. Thomas (MN) 11/10/21
FG Made	9	vs St. Thomas (MN) 11/10/21
FG Attempts	19	vs Green Bay 12/12/21
3FG Made	5	vs Green Bay 12/12/21
3FG Attempts	12	vs Green Bay 12/12/21
FT Made	8	vs St. Thomas (MN) 11/10/21, vs Michigan 12/09/21
FT Attempts	8	vs St. Thomas (MN) 11/10/21, vs Michigan 12/09/21



Twitter: @socialynn | Instagram: socialynn



Of Note: Has not played this season due to lower leg injury

High School: 3A All-Star ... honorable mention all-state as a senior ... two-time team MVP ... all-conference as a junior and senior ... as a senior, averaged 16.9 points, 9.4 rebounds and 3.0 blocks per game ... scored her 1,000th career point as a senior ... all-area and team captain as a senior ... earned 2021 Academic All State honors ... as a junior, averaged 15.1 points, 9.3 rebounds and 3.0 blocks per game while shooting 55% from the field, 44% from 3-point range and 80% from the free-throw line ... was a four-year letter winner for coach Jeremy Baumbach ... aided the Bears to their first state appearance in 2018 ...honorable mention all-conference as a sophomore ... set school record for most blocks in a game with 13 ... also competed for the FBC The North AAU program, led by coach Tyler Coley ... four-time academic letter winner ... member of both the student council and National Honor Society

GAME-BY-GAME STATISTICS

CAREER STATISTICS

23 | LEXI DUCKETT

RS Sophomore | Guard | 5-11
Daytona Beach, Fla. | Father Lopez | UNC



Twitter: @L3xxi_11 | Instagram: lexicduckett



Of Note: Transfer from North Carolina in January 2020 ... missed the 2020-21 season with a knee injury

2021-22: Has played in nine games, averaging 8.5 minutes per game ... played her first game as a Badger vs. St. Thomas (Nov. 10) ... averaging 1.4 points per game ... scored three points, shooting 1-2 from 3-point range vs. the Tommies ... played a career-high 30 minutes vs. Chicago State (Nov. 22), tying her career high with six points ... shot a career-best 2-5 from 3-point range vs. the Cougars ... also dished off a career-high two assists vs. CSU ... shot a career-best 2-3 from the free-throw line at Colorado (Nov. 28)

GAME-BY-GAME STATISTICS

Opponent	Date	GS	MIN	Total		3-Pointers		Free throws		Rebounds				PF	A	TO	BLK	STL	PTS	AVG
				FG-FGA	PCT	3FG-3FGA	PCT	FT-FTA	PCT	OFF	DEF	TOT	AVG							
St. Thomas (MN)	11/10/2021		08:48	1-3	.333	1-2	.500	0-0	.000	0	0	0	0.0	0	0	0	0	0	3	3.0
NJIT	11/14/2021		04:06	0-1	.000	0-0	.000	0-0	.000	0	0	0	0.0	1	0	0	0	0	0	1.5
at Bradley	11/19/2021		01:23	0-0	.000	0-0	.000	0-0	.000	0	0	0	0.0	0	0	0	0	0	0	1.0
Chicago St.	11/22/2021		30:07	2-5	.400	2-5	.400	0-0	.000	1	1	2	0.5	2	2	0	1	1	6	2.3
at Milwaukee	11/24/2021		04:42	1-1	1.000	0-0	.000	0-0	.000	0	0	0	0.4	0	0	0	0	0	2	2.2
vs Boise St.	11/27/2021		14:30	0-3	.000	0-2	.000	0-0	.000	1	0	1	0.5	0	0	2	0	0	0	1.8
at Colorado	11/28/2021		06:42	0-1	.000	0-1	.000	2-3	.667	1	0	1	0.6	0	0	1	0	1	2	1.9
Virginia Tech	12/01/2021		02:01	0-1	.000	0-0	.000	0-0	.000	0	0	0	0.5	1	0	1	0	0	0	1.6
Green Bay	12/12/2021		03:54	0-0	.000	0-0	.000	0-0	.000	0	2	2	0.7	1	0	1	0	0	0	1.4
Totals		0	76:13	4-15	.267	3-10	.300	2-3	.667	3	3	6	0.7	5	2	5	1	2	13	1.4

Player Averages

Games Played	Minutes/ game	Points/ game	FG Pct	3FG Pct	FT Pct	Rebounds/ game	Assists/ game	Turnovers/ game	Assist/Turnover ratio	Steals/ game	Blocks/ game
9	8.5	1.4	26.7	30.0	66.7	0.7	0.2	0.6	0.4	0.2	0.1

CAREER STATISTICS

SEASON	TEAM	GP-GS	MIN/AVG	Field Goals		3-Point		F-Throws		Rebounds				Scoring						
				FG-FGA	FG%	3FG-3FGA	3FG%	FT-FTA	FT%	OFF	DEF	TOT	AVG	PF-FO	A	TO	BLK	STL	PTS	AVG
2019-20	UNC	17-0	76/4.5	6-26	.231	2-10	.200	3-7	.429	4	6	10	0.6	10-0	1	2	0	4	17	1.0
2021-22	Wisc	9-0	76/8.5	4-15	.267	3-10	.300	2-3	.667	3	3	6	0.7	5-0	2	5	1	2	13	1.4
TOTAL FOR Wisc		9-0	76/8.5	4-15	.267	3-10	.300	2-3	.667	3	3	6	0.7	5-0	2	5	1	2	13	1.4
TOTAL		26-0	153/5.9	10-41	.244	5-20	.250	5-10	.500	7	9	16	0.6	15-0	3	7	1	6	30	1.2

Single Game Highs

Statistic	Value
Points	6 vs N.C. Central 12/08/19, vs Chicago St. 11/22/21
Rebounds	4 vs Illinois 12/05/19
Assists	2 vs Chicago St. 11/22/21
Steals	2 vs N.C. Central 12/08/19
Blocks	1 vs Chicago St. 11/22/21
FG Made	2 vs N.C. Central 12/08/19, vs UNCW 12/20/19, vs Chicago St. 11/22/21
FG Attempts	6 vs N.C. Central 12/08/19
3FG Made	2 vs Chicago St. 11/22/21
3FG Attempts	5 vs Chicago St. 11/22/21
FT Made	2 at Colorado 11/28/21
FT Attempts	3 at Colorado 11/28/21

24 | NATALIE LEUZINGER

Sophomore | Guard | 5-8
Monroe, Wis. | Black Hawk



Twitter: @leuzinger24 | Instagram: natalie_leuzinger_424



2021-22: Has played in two games, averaging 1.8 minutes per game ... played a season-high three minutes vs. Boise State (Nov. 27)

GAME-BY-GAME STATISTICS

Opponent	Date	GS	MIN	Total		3-Pointers		Free throws		Rebounds				PF	A	TO	BLK	STL	PTS	AVG
				FG-FGA	PCT	3FG-3FGA	PCT	FT-FTA	PCT	OFF	DEF	TOT	AVG							
vs Boise St.	11/27/2021		03:01	0-0	.000	0-0	.000	0-0	.000	0	0	0	0.0	1	0	1	0	0	0	0.0
at Colorado	11/28/2021		00:40	0-0	.000	0-0	.000	0-0	.000	0	0	0	0.0	0	0	0	0	0	0	0.0
Totals		0	03:41	0-0	.000	0-0	.000	0-0	.000	0	0	0	0.0	1	0	1	0	0	0	0.0

Player Averages

Games Played	Minutes/game	Points/game	FG Pct	3FG Pct	FT Pct	Rebounds/game	Assists/game	Turnovers/game	Assist/Turnover ratio	Steals/game	Blocks/game
2	1.8	0.0	0.0	0.0	0.0	0.0	0.0	0.5	0.0	0.0	0.0

CAREER STATISTICS

			Field Goals		3-Point		F-Throws		Rebounds								Scoring				
SEASON	TEAM	GP-GS	MIN	AVG	FG-FGA	FG%	3FG-FGA	3FG%	FT-FTA	FT%	OFF	DEF	TOT	AVG	PF-FO	AST	TO	BLK	STL	PTS	AVG
2020-21	Wisc	11-0	19	1.7	0-6	.000	0-2	.000	2-2	1.000	0	0	0	0.0	0-0	0	0	0	0	2	0.2
TOTAL		11-0	19	1.7	0-6	.000	0-2	.000	2-2	1.000	0	0	0	0.0	0-0	0	0	0	0	2	0.2

Single Game Highs

Statistic	Value
Points	2 at Northwestern 02/20/21
FG Attempts	2 at Penn St. 02/07/21, vs Indiana 02/24/21
3FG Attempts	1 at Penn St. 02/07/21, vs Michigan 01/14/21
FT Made	2 at Northwestern 02/20/21
FT Attempts	2 at Northwestern 02/20/21

30 | SYDNEY HILLIARD

Junior | Guard | 5-11
Monroe, Wis. | Monroe High School



Twitter: @sydhilliard30 | Instagram: sydneyhilliard



Honors: Big Ten Honor Roll, Dec. 21, 2020 ... Big Ten Co-Freshman of the Week, Feb. 3, 2020 ... 2021 Academic All-Big Ten

2021-22: Missed the Green Bay game due to illness ... has started 11 games, averaging 34.7 minutes per game, which ranks fourth in the Big Ten ... leads the team with 14.5 points per game, which ranks 14th in the Big Ten ... shooting a season-best 57.9% from the field, which ranks third in the Big Ten ... scored a season-high 20 points vs. Chicago State (Nov. 22) ... tied her career best, shooting 8-12 from the free-throw line vs. the Cougars ... leads the team with 5.0 rebounds per game ... pulled down a season-high eight rebounds vs. Virginia Tech (Dec. 1) ... adds 2.6 assists and 1.8 steals per game ... dished off a season-high seven assists vs. Michigan (Dec. 9) ... had a season-high five steals vs. NJIT (Nov. 14)

GAME-BY-GAME STATISTICS																			
Opponent	Date	GS	MIN	Total		3-Pointers		Free throws		Rebounds				Pf	A	TO	BLK	STL	PTS
				FG-FGA	PCT	3FG-3FGA	PCT	FT-FTA	PCT	OFF	DEF	TOT	AVG						
St. Thomas (MN)	11/10/2021	*	37:55	7-14	.500	0-0	.000	3-3	1.000	2	4	6	6.0	1	3	2	0	0	17
NJIT	11/14/2021	*	39:23	8-16	.500	0-0	.000	2-5	.400	2	1	3	4.5	4	3	0	0	5	18
at Bradley	11/19/2021	*	33:03	8-13	.615	0-0	.000	3-4	.750	4	3	7	5.3	5	0	5	0	2	19
Chicago St.	11/22/2021	*	42:24	6-15	.400	0-0	.000	8-12	.667	1	6	7	5.8	2	2	2	0	2	20
at Milwaukee	11/24/2021	*	29:16	6-6	1.000	0-0	.000	1-3	.333	2	4	6	5.8	0	1	4	0	1	13
vs Boise St.	11/27/2021	*	26:51	5-9	.556	0-0	.000	1-2	.500	0	5	5	5.7	0	1	1	0	2	11
at Colorado	11/28/2021	*	33:19	6-8	.750	0-0	.000	0-0	.000	0	2	2	5.1	0	4	3	0	1	12
Virginia Tech	12/01/2021	*	33:49	6-9	.667	0-0	.000	4-5	.800	2	6	8	5.5	4	2	2	0	3	16
at Northwestern	12/05/2021	*	34:32	0-3	.000	0-0	.000	0-2	.000	0	1	1	5.0	3	4	5	0	1	0
Michigan	12/09/2021	*	34:57	6-10	.600	0-0	.000	4-5	.800	3	4	7	5.2	3	7	2	0	1	16
Illinois St.	12/16/2021	*	36:26	8-11	.727	0-0	.000	1-2	.500	1	2	3	5.0	4	2	5	0	2	17
Totals		11	381:56	66-114	.579	0-0	.000	27-43	.628	17	38	55	5.0	26	29	31	0	20	159

Player Averages											
Games Played	Minutes/game	Points/game	FG Pct	3FG Pct	FT Pct	Rebounds/game	Assists/game	Turnovers/game	Assist/Turnover ratio	Steals/game	Blocks/game
11	34.7	14.5	57.9	0.0	62.8	5.0	2.6	2.8	0.9	1.8	0.0

CAREER STATISTICS																			
			Field Goals		3-Point		F-Throws		Rebounds				Scoring						
SEASON	TEAM	GP-GS	MIN	AVG	FG-FGA	FG%	3FG-3FGA	3FG%	FT-FTA	FT%	OFF	DEF	TOT	AVG	Pf-FO	A	TO	BLK	STL
2019-20	Wisc	29-23	792	27.3	110-223	.493	7-24	.292	41-69	.594	56	82	138	4.8	48-0	66	60	6	29
2020-21	Wisc	24-24	803	33.4	147-307	.479	6-19	.316	71-96	.740	53	73	126	5.3	38-0	95	79	4	21
2021-22	Wisc	11-11	382	34.7	66-114	.579	0-0	.000	27-43	.628	17	38	55	5.0	26-1	29	31	0	20
TOTAL		64-58	1977	30.9	323-644	.502	13-43	.302	139-208	.668	126	193	319	5.0	112-1	190	170	10	70

Single Game Highs		
Statistic	Value	
Points	26	at Iowa 12/05/20
Rebounds	13	at Illinois 02/02/20
Assists	11	vs Minnesota 01/03/21
Steals	6	vs Penn St. 01/04/20
Blocks	3	at Colorado 11/14/19
FG Made	11	at Iowa 12/05/20
FG Attempts	21	vs Illinois 03/09/21
3FG Made	2	vs Wofford 11/10/19, vs Western Ill. 11/29/20
3FG Attempts	4	vs Iowa 01/19/20
FT Made	8	vs Rutgers 12/11/20, vs Chicago St. 11/22/21
FT Attempts	12	vs Rutgers 12/11/20, vs Chicago St. 11/22/21

40 | TARA STAUFFACHER

Junior | Guard | 5-11
Columbus, Wis. | Beaver Dam High School



Twitter: @TaraStauffacher | Instagram: tara_stauffacher



Honors: 2021 Academic All-Big Ten

Of Note: Earned her first career start at Penn State (Feb. 7, 2021) ... ranked as the No. 1 player in the state of Wisconsin by MaxPreps.com ... scored the most 3-pointers in school history ... aided Beaver Dam High School to three-straight Wisconsin State Championships

2021-22: Has played in 12 games, averaging 12.9 minutes per game ... averaging 2.9 points per game ... had a season-high six points at Colorado (Nov. 28), shooting 2-4 from 3-point range, and vs. Michigan (Dec. 9), shooting 2-3 from behind the arc ... adds 1.9 rebounds per game ... pulled down a season-high four rebounds at Milwaukee (Nov. 24) ... shooting a season-best 41.9% from the field

GAME-BY-GAME STATISTICS

Opponent	Date	GS	MIN	Total		3-Pointers		Free throws		Rebounds				PF	A	TO	BLK	STL	PTS	AVG
				FG-FGA	PCT	3FG-3FGA	PCT	FT-FTA	PCT	OFF	DEF	TOT	AVG							
St. Thomas (MN)	11/10/2021		15:07	2-5	.400	0-1	.000	0-0	.000	1	0	1	1.0	1	1	0	0	0	4	4.0
NJIT	11/14/2021		23:55	2-4	.500	1-3	.333	0-0	.000	1	0	1	1.0	1	0	1	0	0	5	4.5
at Bradley	11/19/2021		07:47	0-2	.000	0-2	.000	0-0	.000	0	3	3	1.7	3	0	1	0	0	0	3.0
Chicago St.	11/22/2021		16:57	2-2	1.000	0-0	.000	0-0	.000	1	2	3	2.0	1	0	0	0	1	4	3.3
at Milwaukee	11/24/2021		12:00	1-3	.333	0-2	.000	0-0	.000	3	1	4	2.4	3	2	1	0	0	2	3.0
vs Boise St.	11/27/2021		16:08	1-3	.333	0-2	.000	1-2	.500	3	0	3	2.5	2	0	0	0	0	3	3.0
at Colorado	11/28/2021		12:42	2-4	.500	2-4	.500	0-0	.000	0	1	1	2.3	1	1	1	0	0	6	3.4
Virginia Tech	12/01/2021		08:19	0-1	.000	0-0	.000	0-0	.000	0	2	2	2.3	1	0	0	0	0	0	3.0
at Northwestern	12/05/2021		00:43	0-0	.000	0-0	.000	0-0	.000	0	0	0	2.0	0	0	0	0	0	0	2.7
Michigan	12/09/2021		09:57	2-4	.500	2-3	.667	0-0	.000	0	1	1	1.9	3	0	0	0	0	6	3.0
Green Bay	12/12/2021		15:12	0-1	.000	0-1	.000	0-0	.000	1	2	3	2.0	1	0	4	0	3	0	2.7
Illinois St.	12/16/2021		15:44	1-2	.500	1-1	1.000	2-2	1.000	0	1	1	1.9	0	1	0	0	1	5	2.9
Totals		0	154:32	13-31	.419	6-19	.316	3-4	.750	10	13	23	1.9	17	5	8	0	5	35	2.9

Games Played	Minutes/game	Points/game	FG Pct	3FG Pct	FT Pct	Rebounds/game	Assists/game	Turnovers/game	Assist/Turnover ratio	Steals/game	Blocks/game
12	12.9	2.9	41.9	31.6	75.0	1.9	0.4	0.7	0.6	0.4	0.0

CAREER STATISTICS

				Field Goals			3-Point		F-Throws		Rebounds			Scoring						
SEASON	TEAM	GP-GS	MIN/AVG	FG-FGA	FG%	3FG-3FGA	3FG%	FT-FTA	FT%	OFF	DEF	TOT	AVG	PF-FO	A	TO	BLK	STL	PTS	AVG
2019-20	Wisc	30-0	345/11.5	18-57	.316	6-28	.214	21-25	.840	19	36	55	1.8	30-0	13	15	0	5	63	2.1
2020-21	Wisc	24-3	398/16.6	21-66	.318	14-47	.298	9-12	.750	13	32	45	1.9	31-0	6	13	2	5	65	2.7
2021-22	Wisc	12-0	155/12.9	13-31	.419	6-19	.316	3-4	.750	10	13	23	1.9	17-0	5	8	0	5	35	2.9
TOTAL		66-3	898/13.6	52-154	.338	26-94	.277	33-41	.805	42	81	123	1.9	78-0	24	36	2	15	163	2.5

Statistic	Value
Points	9 vs North Dakota 12/13/20
Rebounds	10 vs Eastern Ill. 11/26/19
Assists	2 4 times
Steals	3 vs Green Bay 12/12/21
Blocks	1 vs Indiana 02/24/21, vs Northwestern 01/06/21
FG Made	3 vs Eastern Ill. 11/26/19, at Penn St. 02/07/21, vs North Dakota 12/13/20
FG Attempts	7 vs North Florida 11/05/19
3FG Made	3 vs North Dakota 12/13/20
3FG Attempts	5 vs Michigan 01/14/21, vs North Dakota 12/13/20
FT Made	4 vs Ball St. 11/29/19
FT Attempts	4 vs Milwaukee 11/17/19, vs Ball St. 11/29/19, at Nebraska 01/28/21

41 | SARA STAPLETON

Junior | Forward/Center | 6-3
Blaine, Minn. | Centennial High School



Twitter: @StapletonSara | Instagram: sarastapletonn



Honors: 2021 Academic All-Big Ten

Of Note: Ranked No. 24 among post players by Prospect Nation ... also ranked as the No. 18 post by ESPN Hoop Gurlz ... member of the 2019 Minnesota State Class AAAA All-Tournament team ... named to the 2018-19 Minnesota Miss Basketball Watch List by Breakdown Sports ... named to the all-tournament team at the 2017 Battle in the Boro and 2017 USJN Windy City

2021-22: Has started 11 games, averaging 20.1 minutes per game ... tied her career high with 16 points vs. NJIT (Nov. 14), shooting 60% (6-10) from the field ... added 15 points vs. Virginia Tech (Dec. 1) ... shot career highs of 5-5 from the free-throw line vs. the Hokies ... ranks fourth on the team with 7.3 points per game ... averages 3.9 rebounds per game, which ties for second on the team ... had a career-high three steals at Bradley (Nov. 19) ... had a season-high two blocks in two games ... leads the team with 0.8 blocks per game

GAME-BY-GAME STATISTICS

Opponent	Date	GS	MIN	Total		3-Pointers		Free throws		Rebounds				PF	A	TO	BLK	STL	PTS	AVG
				FG-FGA	PCT	3FG-3FGA	PCT	FT-FTA	PCT	OFF	DEF	TOT	AVG							
St. Thomas (MN)	11/10/2021	*	12:03	0-1	.000	0-0	.000	1-2	.500	0	2	2	2.0	3	0	2	0	0	1	1.0
NJIT	11/14/2021	*	29:26	6-10	.600	0-0	.000	4-5	.800	2	4	6	4.0	2	1	6	1	1	16	8.5
at Bradley	11/19/2021	*	24:33	4-9	.444	0-0	.000	0-0	.000	2	3	5	4.3	4	0	2	1	3	8	8.3
Chicago St.	11/22/2021	*	06:19	0-2	.000	0-0	.000	0-0	.000	1	0	1	3.5	2	0	1	0	0	0	6.3
at Milwaukee	11/24/2021	*	15:59	3-6	.500	0-0	.000	3-4	.750	1	3	4	3.6	5	1	4	0	0	9	6.8
vs Boise St.	11/27/2021	*	21:58	3-7	.429	0-0	.000	1-4	.250	1	2	3	3.5	2	0	1	1	0	7	6.8
at Colorado	11/28/2021	*	17:18	3-5	.600	0-0	.000	0-0	.000	1	3	4	3.6	5	0	2	0	1	6	6.7
Virginia Tech	12/01/2021	*	23:54	5-7	.714	0-0	.000	5-5	1.000	2	3	5	3.8	4	0	2	0	0	15	7.8
at Northwestern	12/05/2021	*	29:23	2-7	.286	0-0	.000	2-2	1.000	2	4	6	4.0	4	1	5	2	0	6	7.6
Michigan	12/09/2021	*	20:48	4-8	.500	0-0	.000	0-1	.000	1	3	4	4.0	5	1	1	2	0	8	7.6
Green Bay	12/12/2021	*	19:22	1-4	.250	0-0	.000	2-2	1.000	2	1	3	3.9	2	0	2	2	0	4	7.3
Totals		11	221:02	31-66	.470	0-0	.000	18-25	.720	15	28	43	3.9	38	4	28	9	5	80	7.3

Player Averages											
Games Played	Minutes/ game	Points/ game	FG Pct	3FG Pct	FT Pct	Rebounds/ game	Assists/ game	Turnovers/ game	Assist/Turnover ratio	Steals/ game	Blocks/ game
11	20.1	7.3	47.0	0.0	72.0	3.9	0.4	2.5	0.1	0.5	0.8

CAREER STATISTICS

			Field Goals		3-Point		F-Throws		Rebounds				Scoring							
SEASON	TEAM	GP-GS	MIN/AVG	FG-FGA	FG%	3FG-3FGA	3FG%	FT-FTA	FT%	OFF	DEF	TOT	AVG	PF-FO	A	TO	BLK	STL	PTS	AVG
2019-20	Wisc	21-0	131/6.2	19-39	.487	0-0	.000	11-18	.611	16	22	38	1.8	19-0	2	13	12	3	49	2.3
2020-21	Wisc	21-18	379/18.1	60-127	.472	0-0	.000	17-22	.773	29	54	83	4.0	53-0	12	29	17	7	137	6.5
2021-22	Wisc	11-11	221/20.1	31-66	.470	0-0	.000	18-25	.720	15	28	43	3.9	38-3	4	28	9	5	80	7.3
TOTAL		53-29	731/13.8	110-232	.474	0-0	.000	46-65	.708	60	104	164	3.1	110-3	18	70	38	15	266	5.0

Single Game Highs		
Statistic	Value	
Points	16	vs North Dakota 12/13/20, vs NJIT 11/14/21
Rebounds	11	vs Western Ill. 11/29/20
Assists	2	at Minnesota 02/14/21, at Nebraska 01/28/21, vs North Dakota 12/13/20
Steals	3	at Bradley 11/19/21
Blocks	3	at Penn St. 02/07/21
FG Made	8	vs North Dakota 12/13/20
FG Attempts	15	vs Ohio St. 02/10/21
FT Made	5	vs Virginia Tech 12/01/21
FT Attempts	5	vs NJIT 11/14/21, vs Virginia Tech 12/01/21

2021-22 Record . . .

Overall:	3-9
Home:	2-5
Away:	0-4
Neutral:	1-0
Leads at halftime:	3-1
Trails at halftime:	0-6
Tied at halftime:	0-2
Against AP-ranked opponents:	0-1
Against unranked teams:	3-8
Big Ten:	0-2
Leads at halftime:	0-0
Trails at halftime:	0-2
Against AP-ranked opponents:	0-1
Against unranked teams:	0-1
More field goals than opponent:	3-1
Fewer field goals than opponent:	0-8
Higher FG % than opponent:	3-3
Lower FG % than opponent:	0-5
Same FG % as opponent:	0-1
More 3-pt field goals than opponent:	1-1
Fewer 3-pt field goals than opponent:	1-6
Same 3-pt field goals as opponents:	0-2
Higher 3-pt FG% than opponent:	3-1
Lower 3-pt FG% than opponent:	0-6
More free throws than opponent:	1-2
Fewer free throws than opponent:	1-6
Same free throws as opponent:	1-1
Higher FT % than opponent:	2-1
Lower FT % than opponent:	1-7
Same FT% as opponent:	0-1
More rebounds than opponent:	2-12
Fewer rebounds than opponent:	0-6
Same rebounds as opponent:	1-1
More fouls than opponent:	1-6
Fewer fouls than opponent:	2-2
Same fouls as opponent:	0-1
More turnovers than opponent:	1-6
Fewer turnovers than opponent:	2-3
Scores 80-plus points:	0-1
Scores 70-79 points:	1-0
Scores 60-69 points:	2-3
Scores 50-59 points:	0-3
Scores less than 50 points:	0-2
Allows 80-plus points:	0-1
Allows 70-79 points:	0-3
Allows 60-69 points:	1-4
Allows less than 60 points:	2-0
UW shot 40% or better from field:	2-4
UW shot less than 40% from field:	1-5
Opponent shot 40% or better from field:	2-6
Opponent shot less than 40% from field:	1-3
UW bench outscored opponents' bench:	2-2
Opponent bench outscored UW's bench:	1-4
On Sunday:	0-3
On Monday:	0-1
On Wednesday:	1-1
On Thursday:	1-1
On Friday:	0-1
On Saturday:	1-0
Games are decided by:	
Five points or less:	0-0
Six to 10 points:	0-3
More than 10 points:	3-6
No player scores in double digits:	0-0
One player scores in double digits:	0-0
Two players score in double digits:	2-3
Three players score in double digits:	0-3
Four players score in double digits:	1-0
Longest win streak:	1
Current win streak:	1
Longest losing streak:	5
Current losing streak:	0

Charting the Badgers

GAMES PLAYED

	2017-18	2018-19	2019-20	2020-21	2021-22	Total	Current Streak	Longest Streak
Katie Nelson	29 [*]	29 [*]	30 [*]	15 [*]	12	115/12	115/12	115/12
Tara Stauffacher	—	—	30	24	12	66	33	33
Julie Pospíšilová	—	—	31	23	10	64	10	44
Sydney Hilliard	—	—	29	24	11	64	1	58
Sara Stapleton	—	—	21	21	11	53	0	25
Brooke Schramek	—	—	—	21	12	33	29	29
Halle Douglass	—	—	—	19	9	28	10	15
Lexi Duckett	—	—	—	17 #	9	26	0	8
Natalie Leuzinger	—	—	—	11	2	13	0	3
Krystyna Ellew	—	—	—	—	12	12	12	12

GAMES STARTED

	2017-18	2018-19	2019-20	2020-21	2021-22	Total	Current Streak	Longest Streak
Katie Nelson	29 [*]	29 [*]	30 [*]	15 [*]	12	115/12	115/12	115/12
Sydney Hilliard	—	—	23	24	11	58	1	55
Julie Pospíšilová	—	—	9	23	10	42	10	13
Sara Stapleton	—	—	0	18	11	29	0	16
Brooke Schramek	—	—	—	0	10	10	8	8
Krystyna Ellew	—	—	—	—	5	5	0	4
Tara Stauffacher	—	—	0	3	0	3	0	2
Halle Douglass	—	—	—	1	1	2	1	1

DOUBLE-DIGIT SCORING

	2017-18	2018-19	2019-20	2020-21	2021-22	Total	Current Streak	Longest Streak
Katie Nelson	11 [*]	15 [*]	22 [*]	9 [*]	1	48	1	6
Sydney Hilliard	—	—	12	18	10	40	1	10
Julie Pospíšilová	—	—	4	6	10	20	10	10
Sara Stapleton	—	—	0	5	2	7	0	2
Brooke Schramek	—	—	—	0	4	4	3	3
Krystyna Ellew	—	—	—	—	3	3	2	2
Halle Douglass	—	—	—	0	2	2	1	1

20+ SCORING

	2017-18	2018-19	2019-20	2020-21	2021-22	Total	Current Streak	Longest Streak
Katie Nelson	1 [*]	3 [*]	4 [*]	2 [*]	0	9	0	2
Sydney Hilliard	—	—	1	7	1	9	0	3
Julie Pospíšilová	—	—	0	3	0	3	0	1
Krystyna Ellew	—	—	—	—	1	1	0	1

DOUBLE-DIGIT REBOUNDING

	2017-18	2018-19	2019-20	2020-21	2021-22	Total	Current Streak	Longest Streak
Sydney Hilliard	—	—	2	0	0	2	0	1
Sara Stapleton	—	—	0	1	0	1	0	1
Tara Stauffacher	—	—	1	0	0	1	0	1

— Did not compete that season

Career/UW Totals

^{*} at Boston University

at North Carolina

LED TEAM IN SCORING

	2017-18	2018-19	2019-20	2020-21	2021-22	Total
Katie Nelson	7^	7^	8^	4^	1	20
Sydney Hilliard	—	—	2	11	6	19
Julie Pospíšilová	—	—	2	3	3	8
Brooke Schramek	—	—	—	1	1	2
Krystyna Ellew	—	—	—	—	2	2

LED TEAM IN REBOUNDING

	2017-18	2018-19	2019-20	2020-21	2021-22	Total
Sydney Hilliard	—	—	3	4	5	12
Katie Nelson	2^	0^	2^	1^	1	6
Julie Pospíšilová	—	—	1	2	2	6
Tara Stauffacher	—	—	1	0	0	1
Sara Stapleton	—	—	0	2	1	2
Krystyna Ellew	—	—	—	—	1	1
Halle Douglass	—	—	—	0	1	1

LED TEAM IN ASSISTS

	2017-18	2018-19	2019-20	2020-21	2021-22	Total
Katie Nelson	15^	23^	16^	11^	5	80
Sydney Hilliard	—	—	6	11	3	20
Julie Pospíšilová	—	—	5	10	4	19
Halle Douglass	—	—	—	1	0	1
Sara Stapleton	—	—	0	1	0	1
Brooke Schramek	—	—	—	0	1	1

LED TEAM IN STEALS

	2017-18	2018-19	2019-20	2020-21	2021-22	Total
Katie Nelson	10^	12^	8^	7^	5	42
Sydney Hilliard	—	—	10	5	5	20
Julie Pospíšilová	—	—	6	10	2	18
Tara Stauffacher	—	—	2	1	1	4
Sara Stapleton	—	—	0	2	1	3
Halle Douglass	—	—	—	1	0	1

LED TEAM IN BLOCKS

	2017-18	2018-19	2019-20	2020-21	2021-22	Total
Julie Pospíšilová	—	—	5	9	5	19
Sara Stapleton	—	—	4	6	4	14
Sydney Hilliard	—	—	2	1	0	3
Katie Nelson	2^	1^	0^	0^	0	3
Halle Douglass	—	—	—	2	1	3
Tara Stauffacher	—	—	—	1	0	1
Krystyna Ellew	—	—	—	—	1	1
Brooke Schramek	—	—	—	0	2	2

— Did not compete that season

Includes ties

^ at Boston University

CAREER DOUBLE-DOUBLES

Sydney Hilliard (Career—2/2020-21—1)

21 points, 11 assists vs. Minnesota, 1/3/21

15 points, 11 rebounds vs. Prairie View, 12/20/19

Sara Stapleton (Career—1/2020-21—1)

11 points, 11 rebounds vs. Western Illinois, 11/29/20

2020-21 STARTING LINEUPS

Nelson, Hilliard, Ellew, Schramek, Stapleton	1-1
Nelson, Hillard, Ellew, Pospíšilová, Stapleton	0-2
Nelson, Hilliard, Pospíšilová, Stapleton, Schramek	1-5
Nelson, Ellew, Pospíšilová, Stapleton, Schramek	0-1
Nelson, Hilliard, Pospíšilová, Schramek, Douglass	1-0

Overall Statistics

Game Records

Record	Overall	Home	Away	Neutral
ALL GAMES	3-9	2-5	0-4	1-0
CONFERENCE	0-2	0-1	0-1	0-0
NON-CONFERENCE	3-7	2-4	0-3	1-0

Score by Periods

Team	1st	2nd	3rd	4th	OT	TOT
Wisconsin	143	203	192	178	11	727
Opponents	204	178	198	186	19	785

Team Box Score

No.	Player				Total		3-Point		F-Throw		Rebounds											
		GP-GS	MIN	AVG	FG-FGA	FG%	3FG-3FGA	3FG%	FT-FTA	FT%	OFF	DEF	TOT	AVG	PF	DQ	A	TO	BLK	STL	PTS	AVG
30	HILLIARD, Sydney	11-11	381:56	34.7	66-114	.579	0-0	.000	27-43	.628	17	38	55	5.0	26	1	29	31	0	20	159	14.5
5	POSPISILOVA, Julie	10-10	359:18	35.9	51-142	.359	19-63	.302	23-30	.767	9	30	39	3.9	22	1	38	29	8	15	144	14.4
14	ELLEW, Krystyna	12-5	249:08	20.8	29-83	.349	14-41	.341	21-22	.955	10	37	47	3.9	18	0	4	13	1	3	93	7.8
41	STAPLETON, Sara	11-11	221:02	20.1	31-66	.470	0-0	.000	18-25	.720	15	28	43	3.9	38	3	4	28	9	5	80	7.3
3	SCHramek, Brooke	12-10	296:05	24.7	32-75	.427	5-21	.238	15-25	.600	19	24	43	3.6	36	3	19	28	5	6	84	7.0
2	NELSON, Katie	12-12	451:49	37.7	24-70	.343	14-38	.368	3-4	.750	12	33	45	3.8	27	0	40	19	1	19	65	5.4
44	LUEHRING, Alex	7-0	98:00	14.0	10-33	.303	4-16	.250	0-0	.000	5	14	19	2.7	6	0	3	3	5	5	24	3.4
10	DOUGLASS, Halle	9-1	125:57	14.0	10-23	.435	2-9	.222	8-12	.667	2	19	21	2.3	13	0	6	10	3	4	30	3.3
40	STAUFFACHER, Tara	12-0	154:32	12.9	13-31	.419	6-19	.316	3-4	.750	10	13	23	1.9	17	0	5	8	0	5	35	2.9
23	DUCKETT, Lexi	9-0	76:13	8.5	4-15	.267	3-10	.300	2-3	.667	3	3	6	0.7	5	0	2	5	1	2	13	1.4
22	DJURSTROM, Lovisa	4-0	07:20	1.8	0-0	.000	0-0	.000	0-0	.000	1	3	4	1.0	0	0	0	0	0	0	0	0.0
24	LEUZINGER, Natalie	2-0	03:41	1.8	0-0	.000	0-0	.000	0-0	.000	0	0	0	0.0	1	0	0	1	0	0	0	0.0
Team											18	23	41					6				
Total		12	2425		270-652	.414	67-217	.309	120-168	.714	121	265	386	32.2	209	8	150	181	33	84	727	60.6
Opponents		12	2425		281-677	.415	76-236	.322	147-210	.700	148	267	415	34.6	194	5	160	159	39	74	785	65.4

Team Statistics

	WISC	OPP
Scoring	727	785
Points per game	60.6	65.4
Scoring margin	-4.8	-
Field goals-att	270-652	281-677
Field goal pct	.414	.415
3 point fg-att	67-217	76-236
3-point FG pct	.309	.322
3-pt FG made per game	5.6	6.3
Free throws-att	120-168	147-210
Free throw pct	.714	.700
F-Throws made per game	10.0	12.3
Rebounds	386	415
Rebounds per game	32.2	34.6
Rebounding margin	-2.4	-
Assists	150	160
Assists per game	12.5	13.3
Turnovers	181	159
Turnovers per game	15.1	13.3
Turnover margin	-1.8	-
Assist/turnover ratio	0.8	1.0
Steals	84	74
Steals per game	7.0	6.2
Blocks	33	39
Blocks per game	2.8	3.3
Winning streak	1	-
Home win streak	1	-
Attendance	18214	4003
Home games-Avg/Game	7-2602	4-1001
Neutral site-Avg/Game	-	1-952

Team Results

Date	Opponent		Score	Att.
11/10/2021	St. Thomas (MN)	W	67-51	2270
11/14/2021	NJIT	L	49-61	2984
11/19/2021	at Bradley	L	57-64	721
11/22/2021	Chicago St.	Lot	63-71	2139
11/24/2021	at Milwaukee	L	67-79	976
11/27/2021	vs Boise St.	W	60-45	952
11/28/2021	at Colorado	L	51-67	1075
12/01/2021	Virginia Tech	L	60-70	2096
12/05/2021	at Northwestern	L	49-61	1231
12/09/2021	Michigan	L	81-93	2669
12/12/2021	Green Bay	L	53-63	3906
12/16/2021	Illinois St.	W	70-60	2150

Big Ten Statistics

Game Records

Record	Overall	Home	Away	Neutral
ALL GAMES	0-2	0-1	0-1	0-0
CONFERENCE	0-2	0-1	0-1	0-0
NON-CONFERENCE	0-0	0-0	0-0	0-0

Score by Periods

Team	1st	2nd	3rd	4th	OT	TOT
Wisconsin	20	29	35	46	0	130
Opponents	39	37	38	40	0	154

Team Box Score

No.	Player				Total		3-Point		F-Throw		Rebounds											
		GP-GS	MIN	AVG	FG-FGA	FG%	3FG-3FGA	3FG%	FT-FTA	FT%	OFF	DEF	TOT	AVG	PF	DQ	A	TO	BLK	STL	PTS	AVG
5	POSPISILOVA, Julie	2-2	71:17	35.6	12-31	.387	4-15	.267	5-6	.833	2	7	9	4.5	2	0	7	10	0	1	33	16.5
3	SCHramek, Brooke	2-2	59:55	30.0	10-17	.588	1-4	.250	7-11	.636	2	6	8	4.0	8	1	4	4	1	0	28	14.0
14	ELLEW, Krystyna	2-0	32:33	16.3	4-6	.667	2-4	.500	8-8	1.000	1	6	7	3.5	0	0	1	3	0	0	18	9.0
30	HILLIARD, Sydney	2-2	69:29	34.7	6-13	.462	0-0	.000	4-7	.571	3	5	8	4.0	6	0	11	7	0	2	16	8.0
41	STAPLETON, Sara	2-2	50:10	25.1	6-15	.400	0-0	.000	2-3	.667	3	7	10	5.0	9	1	2	6	4	0	14	7.0
10	DOUGLASS, Halle	2-0	36:58	18.5	3-9	.333	0-3	.000	4-7	.571	0	3	3	1.5	4	0	2	1	0	1	10	5.0
40	STAUFFACHER, Tara	2-0	10:40	5.3	2-4	.500	2-3	.667	0-0	.000	0	1	1	0.5	3	0	0	0	0	0	6	3.0
2	NELSON, Katie	2-2	68:56	34.5	2-6	.333	1-3	.333	0-0	.000	1	9	10	5.0	6	0	1	4	0	4	5	2.5
Team											2	3	5					3				
Total		2	400		45-101	.446	10-32	.313	30-42	.714	14	47	61	30.5	38	2	28	38	5	8	130	65.0
Opponents		2	400		55-127	.433	12-31	.387	32-40	.800	28	43	71	35.5	34	2	32	23	10	18	154	77.0

Team Statistics

	WISC	OPP
Scoring	130	154
Points per game	65.0	77.0
Scoring margin	-12.0	-
Field goals-att	45-101	55-127
Field goal pct	.446	.433
3 point fg-att	10-32	12-31
3-point FG pct	.313	.387
3-pt FG made per game	5.0	6.0
Free throws-att	30-42	32-40
Free throw pct	.714	.800
F-Throws made per game	15.0	16.0
Rebounds	61	71
Rebounds per game	30.5	35.5
Rebounding margin	-5.0	-
Assists	28	32
Assists per game	14.0	16.0
Turnovers	38	23
Turnovers per game	19.0	11.5
Turnover margin	-7.5	-
Assist/turnover ratio	0.7	1.4
Steals	8	18
Steals per game	4.0	9.0
Blocks	5	10
Blocks per game	2.5	5.0
Winning streak	0	-
Home win streak	0	-
Attendance	2669	1231
Home games-Avg/Game	1-2669	1-1231
Neutral site-Avg/Game	-	0-0

Team Results

Date	Opponent		Score	Att.
12/05/2021	at Northwestern	L	49-61	1231
12/09/2021	Michigan	L	81-93	2669

Wisconsin Game-by-Game

				Total		3-Pointers		Free throws		Rebounds											
Opponent	Date	Score		FG-FGA	PCT	3FG-3FGA	PCT	FT-FTA	PCT	OFF	DEF	TOT	AVG	PF	A	TO	BLK	STL	PTS	AVG	
St. Thomas (MN)	11/10/2021	67-51	W	25-56	.446	5-14	.357	12-13	.923	12	19	31	31.0	12	10	11	1	7	67	67.0	
NJIT	11/14/2021	49-61	L	20-59	.339	3-17	.176	6-10	.600	12	19	31	31.0	14	12	13	4	11	49	58.0	
at Bradley	11/19/2021	57-64	L	24-68	.353	5-17	.294	4-7	.571	16	23	39	33.7	23	15	11	2	10	57	57.7	
Chicago St.	11/22/2021	63-71	Lot	17-55	.309	5-20	.250	24-36	.667	9	25	34	33.8	25	12	10	5	8	63	59.0	
at Milwaukee	11/24/2021	67-79	L	28-56	.500	4-16	.250	7-10	.700	13	14	27	32.4	20	13	17	2	6	67	60.6	
vs Boise St.	11/27/2021	60-45	W	23-58	.397	7-21	.333	7-12	.583	11	27	38	33.3	12	14	12	2	9	60	60.5	
at Colorado	11/28/2021	51-67	L	22-51	.431	5-23	.217	2-4	.500	11	17	28	32.6	13	12	18	3	7	51	59.1	
Virginia Tech	12/01/2021	60-70	L	20-48	.417	3-14	.214	17-18	.944	6	21	27	31.9	24	9	14	2	8	60	59.3	
at Northwestern	12/05/2021	49-61	L	16-43	.372	3-14	.214	14-20	.700	4	24	28	31.4	18	12	23	2	6	49	58.1	
Michigan	12/09/2021	81-93	L	29-58	.500	7-18	.389	16-22	.727	10	23	33	31.6	20	16	15	3	2	81	60.4	
Green Bay	12/12/2021	53-63	L	18-48	.375	10-23	.435	7-10	.700	11	26	37	32.1	16	11	20	4	5	53	59.7	
Illinois St.	12/16/2021	70-60	W	28-52	.538	10-20	.500	4-6	.667	6	27	33	32.2	12	14	17	3	5	70	60.6	
Total		727		270-652	.414	67-217	.309	120-168	.714	121	265	386	32.2	209	150	181	33	84	727	60.6	
Opponents		785		281-677	.415	76-236	.322	147-210	.700	148	267	415	34.6	194	160	159	39	74	785	65.4	

Wisconsin Averages

Games Played	Points/game	FG Pct	3FG Pct	FT Pct	Rebounds/game	Assists/game	Turnovers/game	Assist/Turnover ratio	Steals/game	Blocks/game
12	60.6	41.4	30.9	71.4	32.2	12.5	15.1	0.8	7.0	2.8

Opponent Game-by-Game

				Total		3-Pointers		Free throws		Rebounds											
Opponent	Date	Score		FG-FGA	PCT	3FG-3FGA	PCT	FT-FTA	PCT	OFF	DEF	TOT	AVG	PF	A	TO	BLK	STL	PTS	AVG	
St. Thomas (MN)	11/10/2021	67-51	W	20-50	.400	6-21	.286	5-8	.625	12	19	31	31.0	15	17	17	3	3	51	51.0	
NJIT	11/14/2021	49-61	L	22-54	.407	7-21	.333	10-14	.714	13	27	40	35.5	13	12	17	5	1	61	56.0	
at Bradley	11/19/2021	57-64	L	19-55	.345	9-25	.360	17-28	.607	15	29	44	38.3	12	16	12	5	4	64	58.7	
Chicago St.	11/22/2021	63-71	Lot	22-53	.415	5-14	.357	22-32	.688	10	29	39	38.5	30	6	14	4	4	71	61.8	
at Milwaukee	11/24/2021	67-79	L	30-56	.536	5-16	.313	14-18	.778	12	16	28	36.4	14	17	10	3	8	79	65.2	
vs Boise St.	11/27/2021	60-45	W	17-55	.309	4-21	.190	7-10	.700	13	24	37	36.5	16	8	20	2	3	45	61.8	
at Colorado	11/28/2021	51-67	L	24-58	.414	7-19	.368	12-17	.706	18	19	37	36.6	14	16	9	2	16	67	62.6	
Virginia Tech	12/01/2021	60-70	L	26-52	.500	7-22	.318	11-20	.550	6	21	27	35.4	21	12	13	4	1	70	63.5	
at Northwestern	12/05/2021	49-61	L	20-60	.333	5-14	.357	16-18	.889	16	24	40	35.9	14	14	16	6	11	61	63.2	
Michigan	12/09/2021	81-93	L	35-67	.522	7-17	.412	16-22	.727	12	19	31	35.4	20	18	7	4	7	93	66.2	
Green Bay	12/12/2021	53-63	L	21-56	.375	9-25	.360	12-15	.800	11	21	32	35.1	15	16	12	1	9	63	65.9	
Illinois St.	12/16/2021	70-60	W	25-61	.410	5-21	.238	5-8	.625	10	19	29	34.6	10	8	12	0	7	60	65.4	
Total		785		281-677	.415	76-236	.322	147-210	.700	148	267	415	34.6	194	160	159	39	74	785	65.4	
Wisconsin		727		270-652	.414	67-217	.309	120-168	.714	121	265	386	32.2	209	150	181	33	84	727	60.6	

Opponents Averages

Games Played	Points/game	FG Pct	3FG Pct	FT Pct	Rebounds/game	Assists/game	Turnovers/game	Assist/Turnover ratio	Steals/game	Blocks/game
12	65.4	41.5	32.2	70.0	34.6	13.3	13.3	1.0	6.2	3.3

NCAA Statistics

Statistic	National Rank	Conference Rank	Value	National Leader	Value	Conference Leader	Value
Assist Turnover Ratio (348 ranked)	166	10	0.83	Tulsa	1.61	Nebraska	1.34
Assists (347 ranked)	182	14	150	DePaul	291	Michigan St.	250
Assists Per Game (348 ranked)	216	14	12.5	DePaul	20.8	Iowa	18.8
Blocked Shots (348 ranked)	191	13	33	South Carolina	119	Northwestern	78
Blocked Shots Per Game (348 ranked)	221	14	2.8	South Carolina	8.5	Northwestern	6.5
Defensive Rebounds per Game (30 ranked)				Tennessee	33.4	Nebraska	31.5
Fewest Fouls (344 ranked)	237	8	209	Washington	99	Iowa	158
Fewest Turnovers (348 ranked)	142	6	181	UC Riverside	86	Iowa	158
Field-Goal Percentage (348 ranked)	140	11	41.4	Drake	49.4	Ohio St.	48.3
Field-Goal Percentage Defense (348 ranked)	259	12	41.5	Tennessee	30.2	Nebraska	33.4
Free Throw Attempts (348 ranked)	227	13	168	Troy	368	Maryland	301
Free Throws Made (348 ranked)	209	13	120	Troy	268	Maryland	227
Free-Throw Percentage (348 ranked)	127	8	71.4	Iowa	83.7	Iowa	83.7
Offensive Rebounds per Game (29 ranked)				Troy	18.4	Maryland	16.0
Personal Fouls Per Game (348 ranked)	230	12	17.4	Colorado St.	11.2	Michigan	15.0
Rebound Margin (348 ranked)	245	12	-2.4	Tennessee	16.6	Michigan	9.2
Rebounds (348 ranked)	251	14	386	Troy	743	Nebraska	575
Rebounds Per Game (348 ranked)	330	14	32.17	Tennessee	50.43	Nebraska	44.23
Scoring Defense (348 ranked)	226	8	65.4	Georgia Tech	45.7	Rutgers	55.3
Scoring Margin (348 ranked)	264	14	-4.8	North Carolina	32.3	Nebraska	25.7
Scoring Offense (348 ranked)	260	13	60.6	DePaul	91.7	Ohio St.	83.5
Steals (348 ranked)	235	12	84	Tennessee St.	186	Rutgers	151
Steals Per Game (348 ranked)	267	12	7.0	Col. of Charleston	14.8	Northwestern	10.4
Three Pt FG Defense (348 ranked)	247	11	32.2	Lamar University	19.9	Nebraska	24.1
Three-Point Field Goals Attempted (147 ranked)				FGCU	450	Purdue	343
Three-Point Field Goals Made (348 ranked)	183	10	67	Iowa St.	152	Minnesota	122
Three-Point Field Goals Per Game (348 ranked)	199	10	5.6	FGCU	12.0	Ohio St.	8.8
Three-Point Field-Goal Percentage (348 ranked)	166	10	30.9	Texas A&M	42.1	Ohio St.	39.3
Turnover Margin (348 ranked)	277	11	-1.83	Col. of Charleston	11.82	Maryland	6.50
Turnovers Forced (348 ranked)	324	14	13.25	Niagara	26.20	Ohio St.	19.83
Turnovers Per Game (348 ranked)	100	6	15.1	Colorado St.	9.9	Maryland	11.4
Won-Lost Percentage (340 ranked)	300	14	25.0	North Carolina Colorado Arizona	100.0 100.0 100.0	Michigan Nebraska	92.3 92.3

Statistic	Player	National Rank	Conference Rank	Value	National Leader	Value	Conference Leader	Value
Assist Turnover Ratio (250 ranked)	Katie Nelson Julie Pospisilova	72 243	7 19	2.11 1.31	Tommi Olson, Wyoming	5.14	Katie Benzan, Maryland	3.31
Assists (148 ranked)					Olivia Miles, Notre Dame	105	Jasmine Powell, Minnesota	75
Assists Per Game (247 ranked)	Julie Pospisilova Katie Nelson	175 236	14 17	3.8 3.3	Emily Ryan, Iowa St.	7.5	Caitlin Clark, Iowa	6.8
Blocked Shots (128 ranked)					Tamari Key, Tennessee	53	Calleigh Walsh, Northwestern	27
Blocked Shots Per Game (231 ranked)					Lucy Cochrane, Portland	4.00	Calleigh Walsh, Northwestern	2.25
Defensive Rebounds per Game (30 ranked)					Aijha Blackwell, Missouri	10.7	Kendall Bostic, Illinois Caitlin Clark, Iowa	8.0 8.0
Double Doubles (30 ranked)					NaLyssa Smith, Baylor	11	Angel Reese, Maryland	8
Field Goal Attempts (147 ranked)					Kyla McMakin, Longwood	242	Makenna Marisa, Penn St.	215
Field Goals Made (150 ranked)	Sydney Hilliard	150	14	66	Ayoka Lee, Kansas St.	129	Naz Hillmon, Michigan Mackenzie Holmes, Indiana	98 98
Field-Goal Percentage (250 ranked)	Sydney Hilliard	22	3	57.9	Celena Taborn, Butler	74.6	Monika Czinano, Iowa	63.6
Final Points (195 ranked)					Ayoka Lee, Kansas St.	317	Nia Clouden, Michigan St.	315
Free Throw Attempts (147 ranked)					Nia Clouden, Michigan St.	115	Nia Clouden, Michigan St.	115
Free Throws Made (148 ranked)					Nia Clouden, Michigan St.	104	Nia Clouden, Michigan St.	104
Free-Throw Percentage (250 ranked)					Kacie Borowicz, North Dakota	97.7	Veronica Burton, Northwestern	91.1
Minutes Played (150 ranked)	Katie Nelson	38	3	451:49	Khayla Pointer, LSU	521:01	Nia Clouden, Michigan St.	470:58
Minutes Played Per Game (150 ranked)	Katie Nelson Julie Pospisilova Sydney Hilliard	9 31 75	1 2 4	37.65 35.93 34.72	Lauren Park-Lane, Seton Hall	39.30	Katie Nelson, Wisconsin	37.65
Offensive Rebounds per Game (30 ranked)					Angel Reese, Maryland	5.2	Angel Reese, Maryland	5.2
Points Per Game (250 ranked)	Sydney Hilliard Julie Pospisilova	196 198	14 15	14.5 14.4	Jasmine Dickey, Delaware	25.6	Caitlin Clark, Iowa	24.2
Rebounds (142 ranked)					Aneesah Morrow, DePaul	168	Angel Reese, Maryland	148
Rebounds Per Game (250 ranked)					Lorela Cubaj, Georgia Tech	12.8	Kendall Bostic, Illinois	11.4
Steals (129 ranked)					Jordyn Cambridge, Vanderbilt	57	Veronica Burton, Northwestern	44
Steals Per Game (237 ranked)	Sydney Hilliard	237	5	1.82	Angel Parker, Niagara	4.70	Veronica Burton, Northwestern	3.67
Three-Point Field Goals Attempted (149 ranked)					Abbey Hsu, Columbia Taylor Robertson, Oklahoma	125 125	Cassidy Hardin, Purdue	115

2021-22 Boxscores



Official Basketball Box Score - Final
St. Thomas (MN) at Wisconsin
11/10/21 Kohl Center, Madison
2021-22 Women's Basketball

Game Time: 6:30 PM
Game Duration: 1:40
Attendance: 2,270

Officials: Gina Cross, Nykeshia Thompson, Gerda Galtier

St. Thomas (MN) - 51

Record: 0-1

NO. Name	Min	FG M-A	3P M-A	FT M-A	Rebounds OR DR TOT	Fouls PF FD	TP	AS	TO	ST	Blocks BS BA	+/-
22 Erin Norling	F 33:04	7-18	1-8	0-0	3 3 6	3 0	15	1	1	0	1 0	-12
32 Kaia Porter	F 32:23	5-7	3-4	0-0	2 5 7	1 1	13	3	2	1	1 0	-12
35 Kate Burns	C 11:53	0-0	0-0	2-2	0 0 0	1 1	2	0	1	0	0 0	-6
4 Jade Hill	G 35:37	1-9	1-3	2-4	0 1 1	2 4	5	5	3	0	0 0	-18
23 Maggie Negaard	G 23:18	3-8	1-5	0-0	0 5 5	1 1	7	1	1	1	0 0	-15
21 Jordyn Glynn	21:37	0-1	0-1	0-0	0 1 1	2 2	0	3	2	0	0 0	-2
34 Jo Langbehn	22:48	4-6	0-0	1-2	2 2 4	3 2	9	3	4	1	1 0	-13
12 Jordyn Glynn	10:59	0-0	0-0	0-0	2 1 3	2 1	0	1	2	0	0 0	7
5 Noelle Tomes	06:15	0-1	0-0	0-0	0 0 0	0 0	0	0	0	0	0 0	0
15 Phoebe Frentzel	00:52	0-0	0-0	0-0	0 0 0	0 0	0	0	0	0	0 0	-1
13 Gabby Johnson	00:37	0-0	0-0	0-0	0 0 0	0 0	0	0	0	0	0 0	-1
14 Jordyn Lamker	00:37	0-0	0-0	0-0	0 0 0	0 0	0	0	0	0	0 0	-1
Team					3 1 4		0	1				
Totals		20-50	6-21	5-8	12 19 31	15 12	51	17	17	3	3 1	-16

Technical Fouls: NONE

Shooting By Period	1st	2nd	3rd	4th	OT
FG%	5-11 45.5%	1-3 33.3%	2-2 100%	4-12 33.3%	
3PT%	1-7 14.3%	1-4 25.0%	0-0 0%	1-5 20.0%	
FT%	2-4 50%	1-2 50%	0-0 0%	0-0 0%	
GM FG%	5-17 29.4%	1-7 14.3%	0-0 0%	4-12 33.3%	
GM 3PT%	1-7 14.3%	1-4 25.0%	0-0 0%	1-5 20.0%	
GM FT%	2-4 50%	1-2 50%	0-0 0%	0-0 0%	
GM GM FG%	20-50 40.0%	6-21 28.6%	5-8 62.5%		

Dead Ball Rebounds: 2, 0

Wisconsin - 67

Record: 1-0

NO. Name	Min	FG M-A	3P M-A	FT M-A	Rebounds OR DR TOT	Fouls PF FD	TP	AS	TO	ST	Blocks BS BA	+/-
41 Sara Stapleton	F 12:03	0-1	0-0	1-2	0 2 2	3 3	1	0	2	0	0 0	2
2 Katie Nelson	G 38:30	3-8	0-2	0-0	1 2 3	1 2	6	4	4	4	0 0	15
3 Brooke Schramek	G 25:09	0-5	0-1	0-0	3 2 5	2 0	0	0	0	1	0 1	-8
14 Krystyna Ellaw	G 34:47	9-15	3-5	8-8	2 3 5	2 5	29	0	2	1	1 1	16
30 Sydney Hillard	G 37:55	7-14	0-0	3-3	2 4 6	1 3	17	3	2	0	0 0	20
23 Lexi Duckett	08:48	1-3	1-2	0-0	0 0 0	0 0	3	0	0	0	0 0	-3
40 Alex Luehring	24:45	3-5	1-3	0-0	1 2 3	2 1	7	2	0	0	0 0	16
40 Tara Stauffacher	15:07	2-5	0-1	0-0	1 0 1	1 0	4	1	0	0	0 0	2
22 Lovisa Djurstrom	02:56	0-0	0-0	0-0	1 1 2	0 1	0	0	0	0	0 0	20
Team					1 3 4		0	1				
Totals		25-56	5-14	12-13	12 19 31	12 15	67	10	11	7	1 3	16

Technical Fouls: NONE

Shooting By Period	1st	2nd	3rd	4th	OT
FG%	5-14 35.7%	3-8 37.5%	8-8 100%	3-5 60.0%	
3PT%	0-2 0.0%	0-2 0.0%	0-0 0%	1-3 33.3%	
FT%	1-2 50%	2-2 100%	0-0 0%	1-2 50%	
GM FG%	25-56 44.6%	5-14 35.7%	12-13 92.3%		

Dead Ball Rebounds: 1, 0

	STM	UW	Points from		STM	UW	Period by Period Scoring				
Biggest lead	5 (1 st 3:56)	18 (3 rd 8:22)	Turnovers	13	20		1st	2nd	3rd	4th	TOT
Best Scoring Run	9 (1 st 3:56)	13 (2 nd 8:15)	Paint	20	32						
Lead Changes	2	2	Second Chance	16	16	STM	13	11	11	16	51
Times Tied	2	2	Fast Breaks	0	2						
Time with Lead	05:54	33:04	Bench	9	14	UW	14	24	12	17	67



Official Basketball Box Score - Final
Wisconsin at Bradley
11/19/21 Renaissance Coliseum, Peoria, IL
2021-22 Women's Basketball

Game Time: 6:30 PM
Game Duration: 1:55
Attendance: 721

Officials: Doug Knight, Tim Daley, Erica Parker

Wisconsin - 57

Record: 1-2

NO. Name	Min	FG M-A	3P M-A	FT M-A	Rebounds OR DR TOT	Fouls PF FD	TP	AS	TO	ST	Blocks BS BA	+/-
41 Sara Stapleton	F 24:33	4-9	0-0	0-0	2 3 5	4 2	8	0	2	3	1 1	-6
2 Katie Nelson	G 38:37	1-6	1-4	0-0	2 2 4	2 3	3	6	0	0	0 0	-7
5 Julie Pospisilova	G 38:14	7-22	2-6	1-1	4 4 8	4 3	17	6	2	2	0 0	-7
14 Krystyna Ellaw	G 16:13	1-3	1-2	0-0	0 1 1	1 0	3	0	0	0	0 1	-1
30 Sydney Hillard	G 33:03	8-13	0-0	3-4	4 3 7	3 5	19	0	5	2	0 1	-6
40 Alex Luehring	16:41	2-8	1-2	0-0	2 2 2	2 0	5	0	1	1	0 0	2
40 Tara Stauffacher	07:47	0-2	0-0	0-0	0 3 3	3 0	0	0	1	0	0 0	-10
3 Brooke Schramek	09:29	0-2	0-0	0-2	2 1 3	0 1	0	2	0	0	0 0	-2
23 Lexi Duckett	01:23	0-0	0-0	0-0	0 0 0	0 0	0	0	0	0	0 0	0
10 Halle Douglass	14:00	1-3	0-1	0-0	1 2 3	2 0	2	1	1	2	0 1	2
Team					1 2 3		0	0				
Totals		24-68	5-17	4-7	16 23 39	23 12	57	15	11	10	2 5	-7

Technical Fouls: NONE

Shooting By Period	1st	2nd	3rd	4th	OT
FG%	5-20 25.0%	1-3 33.3%	0-0 0%	2-4 50%	
3PT%	0-0 0%	0-0 0%	0-0 0%	0-0 0%	
FT%	0-0 0%	0-0 0%	0-0 0%	0-0 0%	
GM FG%	24-68 35.3%	5-17 29.4%	0-0 0%	2-4 50%	

Dead Ball Rebounds: 2, 0

Bradley - 64

Record: 3-0

NO. Name	Min	FG M-A	3P M-A	FT M-A	Rebounds OR DR TOT	Fouls PF FD	TP	AS	TO	ST	Blocks BS BA	+/-
2 Sierra Morrow	F 37:56	4-10	0-2	1-2	4 6 10	0 2	9	4	0	1	4 1	9
25 Dajia Powell	F 13:18	1-4	0-0	1-2	1 2 3	1 1	3	0	2	0	0 0	-4
3 Gabi Haack	G 37:17	5-12	4-7	10-12	3 5 8	1 8	24	2	0	0	1 7	
11 Caroline Waite	G 30:12	3-14	3-12	0-0	2 2 3	2 3	9	0	1	1	0 0	6
13 Tatum Koenig	G 29:37	2-3	1-2	1-2	0 4 4	3 2	6	2	0	0	0 0	10
0 Chloe Rice	17:24	1-2	1-1	1-2	0 2 2	1 2	4	1	2	1	0 0	14
24 Isis Fitch	21:40	3-8	0-0	3-6	4 2 6	3 4	9	2	2	1	0 0	12
1 Tete Danso	06:28	0-1	0-0	0-0	1 3 4	0 0	0	1	0	0	1 0	2
12 Nika Dorsey	04:51	0-1	0-0	0-2	0 1 1	0 1	0	0	0	0	0 0	-11
22 Abbie Draper	00:20	0-0	0-0	0-0	0 1 1	0 0	0	1	0	0	0 0	-3
4 Aamnah Interrante	00:19	0-0	0-0	0-0	0 0 0	0 0	0	0	0	0	0 0	-3
33 Veronika Roberts	00:19	0-0	0-0	0-0	0 0 0	0 0	0	0	0	0	0 0	-3
42 Callie Ziebell	00:19	0-0	0-0	0-0	0 0 0	1 0	0	0	0	0	0 0	-2
Team					2 1 3		0	0				
Totals		19-55	9-25	17-28	15 29 44	12 23	64	16	12	4	5 2	7

Technical Fouls: NONE

Shooting By Period	1st	2nd	3rd	4th	OT
FG%	4-14 28.6%	3-9 33.3%	1-2 50%	6-14 42.9%	
3PT%	0-0 0%	0-0 0%	0-0 0%	0-0 0%	
FT%	0-0 0%	0-0 0%	0-0 0%	0-0 0%	
GM FG%	19-55 34.5%	9-25 36.0%	1-2 50%	6-14 42.9%	

Dead Ball Rebounds: 9, 0

	WISC	BRAD									
Biggest lead	7 (1 st 4:40)	10 (4 th 0:19)	Points from	WISC	BRAD	Period by Period Scoring					
Best Scoring Run	7 (4 th 8:57)	10 (2 nd 9:18)	Turnovers	10	12		1st	2nd	3rd	4th	TOT
Lead Changes			Paint	38	14	WISC	11	21	12	13	57
Times Tied	8		Second Chance	18	10						
Time with Lead	12:58	21:22	Fast Breaks	6	19	BRAD	12	17	16	19	64
			Bench	7	13						



Official Basketball Box Score - Final
NJIT at Wisconsin
11/14/21 Kohl Center, Madison
2021-22 Women's Basketball

Game Time: 1:01 PM
Game Duration: 1:42
Attendance: 2,994

Officials: Julie Krommhoek, Karleena Tobin, Kelsey Reynolds

NJIT - 61

Record: 1-2

NO. Name	Min	FG M-A	3P M-A	FT M-A	Rebounds OR DR TOT	Fouls PF FD	TP	AS	TO	ST	Blocks BS BA	+/-
12 Maria Fux	C 28:16	1-6	1-4	2-2	1 1 2	1 1	1	5	2	1	0 0	15
20 Kimi Evans	C 25:50	4-8	0-1	0-0	2 7 9	1 0	8	1	1	0	3 1	19
4 Kenna Squier	G 39:28	5-11	0-2	4-5	3 4 7	2 4	14	5	1	0	0 1	13
14 Lyzi Lilwinko	G 29:14	3-8	0-1	3-5	1 4 5	0 6	9	0	2	0	0 1	16
44 Elynn Stoll	G 30:42	5-13	4-8	0-0	0 0 0	4 1	14	1	3	1	0 0	13
30 Kendle Dalrymple	30:41	1-1	1-1	0-0	0 1 1	0 0	3	0	1	0	0 0	-3
21 Trinity Williams	12:41	2-4	1-2	1 0 1	3 2 5	0 1	0	1	0	0	0 0	-1
3 Grace Plummer	17:21	1-2	1-2	0-0	0 6 6	2 0	3	2	2	0	0 0	-1
5 Maddie Martin	11:18	0-0	0-0	0-0	0 2 2	0 0	0	1	2	0	0 0	-5
13 Kiana Brereton	01:29	0-1	0-0	0-0	0 0 0	0 0	0	0	1	0	0 0	-2
Team					5 2 7		0	2				
Totals		22-54	7-21	10-14	13 27 40	13 14	61	12	17	1	5 4	12

Technical Fouls: NONE

Dead Ball Rebounds: 3, 1

Wisconsin - 49

Record: 1-1

No.	Name	Min	FG		3P		FT		Rebounds		Fouls		TP	AS	TO	ST	Blocks		+/-	Shooting By Period																							
			M	A	M	A	M	A	OR	DR	TOT	PF					FD	B		BA	1st	FG%	4th	50%																			
41	Sara Stapleton	F 29:26	6	10	0	0	4	5	2	4	6	2	6	1	6	1	1	2	4	3rd	FG%	0.3	0.4	50.0%																			
2	Katie Nelson	G 40:00	3	10	2	5	0	0	0	0	0	3	8	6	0	3	0	0	0	3rd	FT%	2.2	100%																				
3	Brooke Schramek	G 12:22	1	4	0	2	0	0	2	2	0	0	2	0	2	0	0	0	2	2nd	FG%	6.19	31.6%																				
14	Krystyna Ellaw	G 29:20	0	6	0	3	0	0	3	4	7	3	2	0	1	1	0	0	0	2nd	FT%	0.0	0.0%																				
30	Sydney Hillard	G 39:23	8	16	0	0	2	5	2	1	3	4	5	18	3	0	5	0	1	1st	FG%	3.4	75%																				
44	Alex Luehring	21:28	0	8	0	4	0	0	2	6	8	0	0	0	1	3	2	3	2	3rd	FG%	6.12	50.0%																				
23	Lexi Duckett	04:06	0	1	0	0	0	0	0	0	0	1	0	0	0	0	0	0	0	3rd	FT%	3.5	60.0%																				
40	Tara Stauffacher	23:55	2	4	1	3	0	0	1	0	1	1	0	5	0	1	0	0	0	1st	FT%	1.4	25%																				
Team									2		2		4		0				4th	FG%	4.20	20.0%																					
Totals			20-59		3-17		6-10		12		19		31		14		13		49	12	13	11	4	5	-12																		
Technical Fouls: NONE																																											
GMFG%																									20-59		33.9%		3PT%		3-17		17.6%		FT%		6-10		60.0%		Total PPG: 19.9		

2021-22 Boxscores



Official Basketball Box Score - Final
Wisconsin at Milwaukee
11/24/21 Kotsche Center, Milwaukee
2021-22 Women's Basketball

Game Time: 6:00 PM
Game Duration: 1:53
Attendance: 976

Officials: Max Berger, Jodie Duffe, Kayla Maxey

Wisconsin - 67

Record: 1-4

NO. Name	Min	FG M-A	3P M-A	FT M-A	Rebounds OR DR TOT	Fouls PF FD	TP	AS	TO	ST	Blocks BS BA	+/-
41 Sara Stapleton	F 15:59	3-6	0-0	3-4	1 3 4	5 3	9	1	4	0	0 0	-3
2 Katie Nelson	G 37:39	3-8	1-4	0-0	0 1 1	2 2	7	1	0	1	0 0	-9
3 Brooke Schramek	G 27:01	3-6	1-3	0-0	1 1 2	4 0	7	2	4	1	0 0	-13
5 Julie Pospisilova	G 39:14	8-16	2-5	1-1	1 1 2	2 4	19	5	2	3	1 0	-12
30 Sydney Hillard	G 29:16	6-6	0-0	1-3	2 4 6	0 2	13	1	4	1	0 0	-12
14 Krystyna Ellew	19:27	1-5	0-1	2-2	2 0 2	3 2	4	1	1	0	0 2	-2
40 Tara Stauffacher	12:00	1-3	0-2	0-0	3 1 4	0 0	2	2	1	0	0 0	-2
44 Alex Luehring	14:42	2-5	0-1	0-0	2 2 4	1 0	4	0	0	0	1 1	-7
23 Lexi Duckett	04:42	1-1	0-0	0-0	0 0 0	0 1	2	0	0	0	0 0	0
Team					1 1 2		0	1				
Totals		28-56	4-16	7-10	13 14 27	20 14	67	13	17	6	2 3	-12

Technical Fouls: NONE

Shooting By Period	1st	2nd	3rd	4th	FT
1st FG%	7-11	63.6%			
3PT%	0-3	0.0%			
FT%	5-7	71.4%			
2nd FG%	11-16	68.8%			
3PT%	1-3	33.3%			
FT%	0-1	0%			
3rd FG%	4-14	28.6%			
3PT%	1-6	16.7%			
FT%	0-0	0%			
4th FG%	6-15	40.0%			
3PT%	2-4	50.0%			
FT%	2-2	100%			
GM FG%	28-56	50.0%			
3PT%	4-16	25.0%			
FT%	7-10	70.0%			

Dead Ball Rebounds: 2, 0

Milwaukee - 79

Record: 3-3

NO. Name	Min	FG M-A	3P M-A	FT M-A	Rebounds OR DR TOT	Fouls PF FD	TP	AS	TO	ST	Blocks BS BA	+/-
12 Emma Wittmershaus	F 29:23	6-9	0-1	3-3	4 6 10	3 5	15	3	0	1	2 0	15
33 Megan Walstad	F 37:52	8-13	0-3	5-7	5 3 8	1 4	21	4	2	0	1 2	-9
1 Sydney Staver	G 24:27	2-8	1-3	0-0	0 0 0	3 4	5	1	2	3	0 0	-2
3 Mickaela Schmelzer	G 37:39	4-6	4-5	1-2	0 2 2	2 2	13	3	3	1	0 0	9
10 Miquela Santoro	G 36:22	8-13	0-3	3-4	0 2 2	2 4	19	4	1	3	0 0	18
13 Macy McGlone	04:44	0-1	0-0	2-2	1 2 3	0 1	2	0	1	0	0 0	1
2 Lior Halevi	05:28	0-1	0-1	0-0	0 0 0	2 0	0	1	0	0	0 0	2
30 Kendall Nead	18:06	2-5	0-0	0-0	2 0 2	0 0	4	1	1	0	0 0	11
24 Jada Donaldson	05:59	0-0	0-0	0-0	0 0 0	1 0	0	0	0	0	0 0	-3
Team					0 1 1		0					
Totals		30-56	5-16	14-18	12 16 28	14 20	79	17	10	8	3 2	12

Technical Fouls: NONE

Shooting By Period	1st	2nd	3rd	4th	FT
1st FG%	9-16	56.3%			
3PT%	2-7	28.6%			
FT%	0-0	0%			
2nd FG%	10-17	58.8%			
3PT%	1-3	33.3%			
FT%	1-1	100%			
3rd FG%	5-12	41.7%			
3PT%	1-5	20.0%			
FT%	8-10	80%			
4th FG%	6-11	54.5%			
3PT%	1-1	100.0%			
FT%	5-7	71.4%			
GM FG%	30-56	53.6%			
3PT%	5-16	31.3%			
FT%	14-18	77.8%			

Dead Ball Rebounds: 4, 0

	WIS	MKE
Biggest lead	7 (2nd 4:10)	18 (4th 3:24)
Best Scoring Run	7 (1st 2:59)	8 (3rd 2:27)
Lead Changes	6	
Times Tied	6	
Time with Lead	06:33	30:25
Points from Turnovers	6	23
Paint	28	30
Second Chance	11	20
Fast Breaks	2	8
Bench	12	6
Period by Period Scoring	WIS 19 23 9 16 67	MKE 20 22 19 18 79



Official Basketball Box Score - Final
Wisconsin at Colorado
11/28/21 CU Events Center, Boulder
2021-22 Women's Basketball

Game Time: 12:00 PM
Game Duration: 1:47
Attendance: 1,075

Officials: Robert Scofield, Cheryl Flores, Tiffany Bird

Wisconsin - 51

Record: 2-5

NO. Name	Min	FG M-A	3P M-A	FT M-A	Rebounds OR DR TOT	Fouls PF FD	TP	AS	TO	ST	Blocks BS BA	+/-
41 Sara Stapleton	F 17:18	3-5	0-0	0-0	1 3 4	5 2	6	0	2	1	0 0	1
2 Katie Nelson	G 36:54	1-3	0-2	0-0	1 3 4	7 2	4	2	3	3	0 1	-17
30 Sydney Hillard	G 31:30	5-10	1-3	0-1	1 3 4	2 1	11	3	1	1	0 2	-8
5 Julie Pospisilova	G 37:14	4-12	2-7	0-0	0 2 2	1 2	10	1	5	3	2 0	-16
30 Sydney Hillard	G 31:39	6-8	0-0	0-0	2 2 2	0 0	12	4	3	1	0 0	-17
44 Alex Luehring	05:53	0-1	0-1	0-0	0 0 0	0 0	0	0	0	0	0 0	-3
14 Krystyna Ellew	16:27	1-7	0-5	0-0	2 2 2	2 2	2	0	2	0	0 0	-16
40 Tara Stauffacher	12:42	2-4	2-4	0-0	1 1 1	0 0	6	1	1	0	0 0	-5
23 Lexi Duckett	06:43	0-1	0-1	2-3	1 0 1	0 3	2	0	1	1	0 0	-5
10 Halle Douglass	00:40	0-0	0-0	0-0	0 0 0	0 0	0	0	0	0	0 0	2
22 Lovisa Djurstrom	00:40	0-0	0-0	0-0	0 0 0	0 0	0	0	0	0	0 0	2
24 Natalie Leuzinger	00:40	0-0	0-0	0-0	0 0 0	0 0	0	0	0	0	0 0	2
Team					5 0 5		0					
Totals		22-51	5-23	2-4	11 17 28	13 14	51	12	18	7	3 2	-16

Technical Fouls: NONE

Shooting By Period	1st	2nd	3rd	4th	FT
1st FG%	4-11	36.4%			
3PT%	1-6	16.7%			
FT%	0-0	0%			
2nd FG%	5-13	38.5%			
3PT%	1-5	20.0%			
FT%	0-1	0%			
3rd FG%	8-15	53.3%			
3PT%	2-6	33.3%			
FT%	0-0	0%			
4th FG%	5-12	41.7%			
3PT%	1-6	16.7%			
FT%	2-3	66.7%			
GM FG%	22-51	43.1%			
3PT%	5-23	21.7%			
FT%	2-4	50.0%			

Dead Ball Rebounds: 0, 1

Colorado - 67

Record: 7-0

NO. Name	Min	FG M-A	3P M-A	FT M-A	Rebounds OR DR TOT	Fouls PF FD	TP	AS	TO	ST	Blocks BS BA	+/-
33 Peanut Tuitele	F 26:35	1-4	0-0	3-4	2 1 3	0 3	5	2	0	1	0 0	18
00 Jaylyn Sherrod	G 24:21	1-9	0-2	0-0	0 1 1	0 0	2	5	2	4	0 2	9
3 Frida Formann	G 10:52	2-5	1-3	3-3	0 0 0	3 1	8	0	0	1	0 0	2
4 Leslia Finau	G 26:12	4-7	2-5	0-2	5 1 6	3 3	10	0	1	1	0 0	18
21 Mya Hollingshed	G 29:53	7-10	2-3	2-2	0 10 10	3 3	18	2	3	1	2 0	13
11 Quay Miller	18:01	4-9	0-0	3-4	4 0 4	2 2	11	1	2	1	0 0	15
1 Tayanna Jones	18:11	1-4	1-3	0-0	0 2 2	1 0	3	2	0	0	0 0	2
15 Kindyl Wetta	23:59	1-4	0-1	0-0	1 0 1	1 0	2	2	0	5	0 1	17
2 Tameiya Sadler	14:56	3-4	1-2	1-2	1 0 1	1 1	8	2	0	2	0 0	7
13 Kylee Blacksten	04:42	0-2	0-0	0-0	1 0 1	0 0	0	0	0	0	0 0	-9
5 Kennedy Taylor	00:49	0-0	0-0	0-0	0 1 1	0 0	0	0	1	0	0 0	-5
20 Maura Singer	00:49	0-0	0-0	0-0	0 0 0	1 0	0	0	0	0	0 0	-5
44 Sophie Gerber	00:40	0-0	0-0	0-0	0 0 0	0 0	0	0	0	0	0 0	-2
Team					4 3 7		0					
Totals		24-58	7-19	12-17	18 19 37	14 13	67	16	9	16	2 3	16

Technical Fouls: NONE

	UW	CU
Biggest lead	4 (1st 8:30)	21 (4th 1:09)
Best Scoring Run	7 (3rd 9:48)	14 (4th 1:09)
Lead Changes	1	
Times Tied	1	
Time with Lead	02:05	36:50
Points from Turnovers	8	22
Paint	30	32
Second Chance	9	20
Fast Breaks	2	6
Bench	10	24
Period by Period Scoring	UW 9 11 18 13 51	CU 18 12 22 15 67



Official Basketball Box Score - Final
Boise St. at Wisconsin
11/27/21 CU Events Center, Boulder
2021-22 Women's Basketball

Game Time: 3:30 PM
Game Duration: 1:58
Attendance: 952

Officials: Tiffany Bird, Richard Waters, Kimberly Hobbs

Boise St. - 45

Record: 1-4

NO. Name	Min	FG M-A	3P M-A	FT M-A	Rebounds OR DR TOT	Fouls PF FD	TP	AS	TO	ST	Blocks BS BA	+/-
23 Elodie Lalotte	F 13:10	4-5	0-0	0-0	3 3 6	5 2	8	0	4	0	0 0	4
33 Abby Muse	F 27:18	2-6	0-0	2-4	3 3 6	3 4	6	2	3	1	0 0	-7
12 Mary Kay Naro	G 37:45	3-12	0-5	4-4	2 2 4	0 2	10	6	2	0	2 0	-15
14 Anna Ostlie	G 20:26	0-7	0-5	0-0	1 3 4	2 0	0	0	3	1	0 2	-13
15 Dominique Leonidas	G 29:29	4-10	2-4	0-0	2 2 2	2 2	10	0	4	0	0 0	-12
25 Rachel Bowers	17:40	1-4	0-0	1-2	0 3 3	2 2	3	0	1	0	0 0	-11
11 Kaitlin Burgess	14:53	1-3	1-3	0-0	2 2 2	0 0	3	0	2	1	0 0	-6
22 Trista Hull	20:30	1-3	0-0	0-0	1 0 1	1 0	2	0	0	0	0 0	-11
24 Jayda Clark	12:22	1-3	1-3	0-0	2 2 2	1 0	3	0	1	0	0 0	-3
21 Sydney McQuietor	03:37	0-1	0-0	0-0	0 0 0	0 0	0	0	0	0	0 0	-5
2 Linsey Lovrovich	02:50	0-1	0-1	0-0	0 1 1	0 0	0	0	0	0	0 0	4
Team					3 3 6		0					
Totals		17-55	4-21	7-10	13 24 37	16 12	45	8	20	3	2 2	-15

Technical Fouls: NONE

Shooting By Period	1st	2nd	3rd	4th	FT
1st FG%	4-17	23.5%			
3PT%	2-6	33.3%			
FT%	0-0	0%			
2nd FG%	4-11	36.4%			
3PT%	1-3	33.3%			
FT%	2-2	100%			
3rd FG%	7-16	43.8%			
3PT%	1-8	12.5%			
FT%	0-0	0%			
4th FG%	2-11	18.2%			
3PT%	0-4	0.0%			
FT%	5-8	62.5%			
GM FG%	17-55	30.9%			
3PT%	4-21	19.0%			
FT%	7-10	70.0%			

Dead Ball Rebounds: 1, 1

Wisconsin - 60

Record: 2-4

2021-22 Boxscores



Official Basketball Box Score - Final
Wisconsin at Northwestern
 12/05/21 Welsh-Ryan Arena, Evanston
 2021-22 Women's Basketball


Game Time: 2:00 PM
 Game Duration: 1:47
 Attendance: 1,231

Officials: Kevin Pethel, Brian Garland, Missy Brooks

Wisconsin - 49		Record: 2-7 (0-1)																		
NO.	Name	Min	FG	3P	FT	Rebounds	Fouls	TP	AS	TO	ST	Blocks	BS	BA	+/-	Shooting By Period				
41	Sara Stapleton	F 29:23	2-7	0-0	2-2	2 4 6	4 1	6	1	5	0	2	1	0	-5	1 st	FG%	2-12	16.7%	
2	Katie Nelson	G 40:00	1-3	1-2	0-0	0 5 5	4 0	3	1	2	3	0	0	0	-12	3 rd	1 st	17	14.3%	
3	Brooke Schramek	G 32:47	6-9	1-2	5-7	1 3 4	3 5	18	2	2	0	0	1	1	-7	FT%	2-4	50%		
5	Julie Pospisilova	G 36:08	4-15	1-9	3-4	0 6 6	1 2	12	3	7	1	0	1	1	-7	2 nd	FG%	4-9	44.4%	
30	Sydney Hillard	G 34:32	0-3	0-0	0-2	0 1 1	3 2	0	4	5	1	0	2	1	-11	3 rd	1 st	22	50.0%	
10	Halle Douglass	20:27	3-6	0-1	4-5	0 2 2	3 4	10	0	0	1	0	1	1	-8	FT%	2-2	100%		
14	Krystyna Eliew	06:00	0-0	0-0	0-0	0 1 1	0 0	0	1	1	0	0	0	0	-8	3 rd	FG%	4-9	44.4%	
40	Tara Stauffacher	00:43	0-0	0-0	0-0	0 0 0	0 0	0	0	0	0	0	0	0	-2	3 rd	FT%	0-0	0.0%	
Team						1 2 3		0		1						FT%	6-6	100%		
Totals			16-43	3-14	14-20	4 24 28	18 14	49	12	23	6	2	6	12		4 th	FG%	6-13	46.2%	
																3 rd	1 st	3	33.3%	
																FT%	4-8	50%		
																GM FG%	16-43	37.2%		
																3 rd	1 st	3-14	21.4%	
																FT%	14-20	70.0%		
																Technical Fouls: NONE				

Shooting By Period			
1 st	FG%	8-20	40.0%
	3PT%	1-4	25.0%
	FT%	0-0	0%
2 nd	FG%	6-19	31.6%
	3PT%	2-5	40.0%
	FT%	2-2	100%
3 rd	FG%	4-11	36.4%
	3PT%	2-3	66.7%
	FT%	0-0	0%
4 th	FG%	2-10	20.0%
	3PT%	0-2	0.0%
	FT%	14-16	87.5%
GM	FG%	20-60	33.3%
	3PT%	15-18	35.7%
	FT%	5-14	88.9%
Dead Ball Rebounds: 2, 2, 2, 2			


RADIO/TV ROSTER



2 KATIE NELSON
G | Grad. | 5-8
Falmouth, Mass.




3 BROOKE SCHRAMEK
G | So. | 6-1
Naperville, Ill.



5 JULIE POSPÍŠILOVÁ
G | Jr. | 6-0
Prague, Czech Rep



10 HALLE DOUGLAS
G | So. | 6-1
Lake Forest, Ill.



11 MATY WILKE
G | Fr. | 5-10
Beaver Dam, Wis.




14 KRYSZYNA ELLEW
G | Fr. | 5-10
Chicago, Ill.



20 SACCIA VANDERPOOL
F | Fr. | 6-4
Byron, Minn.



24 NATALIE LEUZINGER
G | So. | 5-8
Monroe, Wis.



30 SYDNEY HILLIARD
G | Jr. | 5-11
Monroe, Wis.



40 TARA STAUFFACHER
F | Jr. | 5-11
Columbus, Wis.



41 SARA STAPLETON
F/C | Jr. | 6-3
Blaine, Minn.



HEAD COACH
MARISA MOSELEY
UW Record: 3-9 (1st)
Overall Record: 48-38 (4th)



ASSOCIATE HEAD COACH
SCOTT MERRITT



ASSISTANT COACH
KATE BARNOSKY



ASSISTANT COACH
CAROLINE DOTY