

# WISCONSIN BASKETBALL

24 NCAA TOURNAMENT APPEARANCES ■ 4 FINAL FOURS ■ 21 BIG TEN CHAMPIONSHIPS ■ 21 CONSENSUS ALL-AMERICANS

## #11 WISCONSIN BADGERS

RECORD: 16-3, 7-2 BIG TEN



**Rankings (AP/Coaches):** 11/11  
**Head Coach:** Greg Gard  
**Record at Wisconsin:** 135-73 (7th Season)  
**Overall Record:** 135-73 (7th Season)

VS

## MINNESOTA GOLDEN GOPHERS

RECORD: 11-6, 2-6 BIG TEN



**Rankings (AP/Coaches):** --/--  
**Head Coach:** Ben Johnson  
**Record at UM:** 11-6 (1st Season)  
**Overall Record:** 11-6 (1st Season)

SUNDAY, JAN. 30 ■ NOON (CT) ■ MADISON, WIS. ■ KOHL CENTER ■ BIG TEN NETWORK

### BORDER BATTLE RENEWED ON SUNDAY

- Winners in 8 of the last 9, Wisconsin hosts Minnesota on Sunday. UW has won 11 of the last 13 against the Gophers and is 18-2 all-time vs. UM at the Kohl Center. Tip is set for Noon (CT) on Big Ten Network.
- Up next, the Badgers travel to No. 24 Illinois on Wednesday.

### FAST BREAK FACTS

- At 16-3, Wisconsin is off to its best start under Greg Gard and best since 2016-17 and has built one of the nation's top resumes:
  - 6-2** - record in Quad 1 games, trailing only Baylor (7) for the most Quad 1 wins in the NCAA.
  - 10-3** - record in Quad 1 & 2 games, owning the most such wins in the nation (10).
  - 10** - wins over Ken Pomeroy top-100 teams, the most in the nation, including 7 top-50.
  - 8** - wins away from the Kohl Center.
  - 4** - strength of schedule. (more on Page 2)
- The Badgers are 9-1 in games decided by 6 or fewer points.
- Wisconsin is averaging 72.7 ppg, which would be the team's highest mark since 2013-14.
  - UW is averaging 77.6 ppg over the last 9 games, topping 70 in all 9 games.
  - The Badgers are playing at their fastest pace in over 20 years. (more on Page 2)
- Ranked 6th in the nation in scoring at 21.7 ppg, **Johnny Davis** is playing like an All-American. (see Page 3)
  - Davis is the only Big Ten player to lead his team in ppg (21.7), rpg (7.5) and apg (2.6).
  - Davis has *increased* his scoring during conference play, leading the Big Ten at 23.1 ppg.
  - Davis authored arguably the greatest performance in college basketball this season with 37 pts and 14 rebs in a win at No. 3 Purdue (1/3).
- UW has shown a penchant for comebacks this season. The Badgers matched the largest comeback in school history, erasing a 22-pt deficit to beat Indiana (12/8).
- Senior **Brad Davison** is having the best year of his career, ranking 15th in the Big Ten scoring 15.7 ppg. He is 2nd in the B1G shooting 45.8% on 3FGs during conference play. (more Page 5)
  - Davison has more than carried the load when needed. Since Dec. 1, Johnny Davis has scored below 19 points just 3x. In those games, Davison averaged 24.3 ppg (60.9% 3FG, 14-for-23).
- UW ranks 2nd in the Big Ten shooting 75.5% at the FT line and has *made* 88 more FTs (268) than its foes (179).
- Wisconsin ranks 2nd in the NCAA in fewest turnovers per game (8.5).
- Wisconsin has 4 double-digit comebacks this season, including 3 second-half comebacks of 10+ points. (more on Page 5)
- In his 7th season as head coach, **Greg Gard** has guided Wisconsin to a 135-73 (.649) record - 76-47 (.618) in Big Ten play. (more Page 5)
  - Gard owns the 7th-highest win percentage of any Big Ten coach of the last 40 years.
  - Including a win at No. 3 Purdue this season, Gard has led UW to 9 top-10 wins, including 6 away from home (4 in true road games).
- Junior **Tyler Wahl** is averaging 15.0 ppg and 8.4 rpg over UW's last 5 games.
- Sophomore **Steven Crawl** has made a big jump, averaging 9.0 ppg and 4.6 rpg.



**The only Big Ten player to lead his team in points, rebounds and assists, Johnny Davis leads the Big Ten averaging 23.1 ppg during conference play.**

## 2021-22 SCHEDULE

Nov. 9	<b>ST. FRANCIS (NY)</b>	W, 81-58
Nov. 12	<b>GREEN BAY</b>	W, 72-34
Nov. 15	<b>PROVIDENCE*</b>	L, 58-63

### MAUI INVITATIONAL - Las Vegas, Nevada

Nov. 22	vs. Texas A&M	W, 69-58
Nov. 23	vs. Houston [12]	W, 65-63
Nov. 24	vs. Saint Mary's	W, 61-55

Dec. 1	at Georgia Tech^	W, 70-66
Dec. 4	<b>MARQUETTE</b>	W, 89-76
Dec. 8	<b>INDIANA</b>	W, 64-59
Dec. 11	at Ohio State [21]	L, 55-73
Dec. 15	<b>NICHOLLS</b>	W, 71-68
Dec. 23	<b>GEORGE MASON</b>	CANCELED
Dec. 29	<b>ILLINOIS STATE</b>	W, 89-85

Jan. 3	at Purdue [3]	W, 74-69
Jan. 6	<b>IOWA</b>	W, 87-78
Jan. 9	at Maryland	W, 70-69
Jan. 13	<b>OHIO STATE [16]</b>	W, 78-68
Jan. 18	at Northwestern	W, 72-76
Jan. 21	<b>MICHIGAN ST. [14]</b>	L, 74-86
Jan. 27	at Nebraska	W, 73-65
Jan. 30	<b>MINNESOTA</b>	NOON

Feb. 2	at Illinois [24]	8 PM
Feb. 5	<b>PENN STATE</b>	5 PM
Feb. 8	at Michigan State [10]	6 PM
Feb. 12	<b>RUTGERS</b>	1 PM
Feb. 15	at Indiana	8 PM
Feb. 20	<b>MICHIGAN</b>	NOON
Feb. 23	at Minnesota	8 PM
Feb. 26	at Rutgers	5 PM

March 1	<b>PURDUE [6]</b>	8 PM
March 6	<b>NEBRASKA</b>	1 PM

### BIG TEN TOURNAMENT - Indianapolis, Ind.

Mar. 9-13 at Gainbridge Fieldhouse

### NCAA TOURNAMENT

Mar. 15-16 First Four

Mar. 17-20 Rounds 1-2

Mar. 24-27 Sweet 16 / Elite 8

April 2-4 Final Four / Championship  
 New Orleans

All times listed Central Standard Time

[ ] AP Top 25 Team Ranking

\* Gavitt Tipoff Games

^ Big Ten/ACC Challenge

Home games in **BOLD CAPS**

## FOLLOW THE #BADGERS

### TV: BIG TEN NETWORK

App: FoxSports | Online: foxsports.com/live

■ Play-by-Play: Brandon Gaudin

■ Analyst: Jess Settles

### RADIO: BADGER SPORTS NETWORK

App: iHeartRadio | Satellite: SiriusXM 195

■ Play-by-Play: Matt Lepay

■ Analyst: Mike Lucas

### SOCIAL MEDIA: #ONWISCONSIN

■ Twitter: @BadgerMBB

■ Instagram: badgermbb

■ Facebook: /WisconsinMensBasketball

■ YouTube: /WisconsinBadgers

## WISCONSIN'S PROBABLE STARTERS

No.	Name	Pts.	Reb.	Ast.	Of Note
1	<b>JOHNNY DAVIS</b>	21.7	7.5	2.6	Scored 20+ in 11 of 17 games; 1.4 steals per game
5	<b>TYLER WAHL</b>	10.6	5.9	1.8	Team-high .504 FG%; Avg 15.0 ppg, 8.4 rpg over last 5 games
21	<b>STEVEN CRAWL</b>	9.0	4.6	1.2	Last 6 games: 10.2 ppg, 60.0% FG, 5-12 3FGs (9+ pts in all 6)
23	<b>CHUCKY HEPBURN</b>	7.4	2.1	2.1	1.6 assist-to-turnover ratio (39-24); 13pts (3-5 3FG) at NEB
34	<b>BRAD DAVISON</b>	15.7	4.2	2.2	UW career 3FG leader (274); 21 points (5-8 3FGs) at NEB

## CHARTING THE BADGERS

## CAREER GAMES PLAYED

	Games	Starts	Cons. Starts
Brad Davison	147	143	143
Tyler Wahl	80	39	0
Johnny Davis	48	17	7
Steven Crowl	31	19	19
Jordan Davis	30	0	0
Carter Gilmore	27	0	0
Ben Carlson	25	2	1
Carter Higginbottom	22	0	0
Chucky Hepburn	19	19	19
Chris Vogt	19	0	0
Lorne Bowman	16	0	0
Jahcobi Neath	11	1	0
Justin Taphorn	9	0	0
Markus Ilver	7	0	0
Isaac Lindsey	5	0	0

## DOUBLE-DIGIT POINTS

	Career	'21-22	Cons.
Brad Davison	82 (59-23)	14 (11-3)	7
Johnny Davis	26 (20-6)	17 (15-2)	18
Tyler Wahl	13 (11-2)	8 (7-1)	0
Steven Crowl	8 (8-0)	8 (8-0)	1
Chucky Hepburn	6 (6-0)	6 (6-0)	1
Ben Carlson	1 (1-0)	0 (0-0)	0

## 20-POINT SCORING GAMES

	Career	'21-22	Cons.
Brad Davison	16 (11-5)	6 (4-2)	2
Johnny Davis	11 (9-2)	11 (9-2)	0
Tyler Wahl	2 (2-0)	2 (2-0)	0
Steven Crowl	1 (1-0)	1 (1-0)	0

## 30-POINT SCORING GAMES

	Career	'21-22	Cons.
Johnny Davis	2 (2-0)	2 (2-0)	0
Brad Davison	2 (1-1)	0	0

## DOUBLE-DIGIT REBOUNDS

	Career	'21-22	Cons.
Tyler Wahl	6 (4-2)	3 (3-0)	2
Johnny Davis	2 (2-0)	2 (2-0)	0
Brad Davison	1 (1-0)	0	0

## DOUBLE-DIGIT ASSISTS

	Career	'21-22	Cons.
None Active	--	--	--

## DOUBLE-DOUBLES

	Career	'21-22	Cons.
Tyler Wahl	3 (2-1)	1 (1-0)	0
Johnny Davis	2 (2-0)	2 (2-0)	0

## AMONG NATION'S BEST RESUMES

Off to a 16-3 start, Wisconsin has put together arguably the nation's top resume.

- Wisconsin's strength of the schedule ranks No. 4 in the NCAA according to ESPN.
- According to NET rankings, Wisconsin is 6-2 in Quad 1 games, trailing only Baylor (7) for the most Quad 1 wins in college basketball.
  - The Badgers are 10-3 in Quad 1/2 games this season (6-2 in Quad 1, 4-1 in Quad 2), the most Quad 1/2 wins in the nation. Baylor and Kansas are the only other schools with 10.
  - Wisconsin's only Quad 2 losses came with critical players missing. Johnny Davis was out for the loss to Providence, and Tyler Wahl did not play against Michigan State.
- UW is now 3-2 against AP Top 25 teams this season, including wins over No. 12 Houston and at No. 3 Purdue.
- The Badgers have 10 top-100 wins, according to KenPom.com. No other Big Ten team has more than 8.
- Wisconsin's 8 wins away from home (5 road, 3 neutral) are the most among Big Ten teams and trail only Auburn (9) and USC (9) for most among major conference teams.

## BY ANY MEANS NECESSARY

Wisconsin is off to its best start in years and has done so by winning in a variety of ways.

- **Wire-to-wire:** Never trailed vs. Ohio State or Houston and led for the final 38:05 vs. Iowa.
- **Rally from behind:** Matched the largest comeback in school history by erasing a 22-point deficit vs. Indiana, plus a 16-point hole vs. Texas A&M, 12-point deficit vs. Nicholls, 10-point deficit against Saint Mary's and a 7-point second-half deficit at Purdue.
- **Win big:** Double-digit wins over Ohio State (10), Marquette (13) and Texas A&M (11).
- **Win close:** 9-1 in games decided by 6 or fewer points.
- **Win with offense:** UW scored over 80 in wins against Marquette, Iowa and Northwestern an 78 points vs. OSU.
- **Win with defense:** UW held Indiana, Saint Mary's and Texas A&M under 60 points.

## TOP-10 TAKEDOWNS

Wisconsin's win at No. 3 Purdue (1/3) was just the latest in a long line of top-10 takedowns under head coach Greg Gard.

- UW has 9 wins over top-10 teams under Gard, including 6 away from home (4 on the road):

## Wins Over Top-10 Opponents Under Greg Gard

Opponent	Score	Date
#3 at Purdue	74-69	1/3/22
#5 at Ohio State	61-57	1/3/20
#2 Michigan	64-54	1/19/19
#6 Purdue	57-53	2/14/18
#1 vs. Villanova (NCAA)	65-62	3/18/17
#9 vs. Xavier (NCAA)	66-63	3/20/16
#8 at Iowa	67-59	2/24/16
#2 at Maryland	70-57	2/13/16
#4 Michigan State	77-76	1/17/16

## GOING ON THE OFFENSIVE

*"This is a different Badgers team...This isn't your knockdown, drag-out, rough it up Badgers. They can do that too, but they can also outscore you."*  
- Stephen Bardo, FOX Sports

- The Badgers are averaging 72.7 ppg, which would be the team's highest mark under Gard and the most since averaging 73.5 ppg during the 2013-14 season.
- UW has won 8 of the last 9 games and improved in almost every offensive category.

## Wisconsin Offensive Splits

	First 10	Last 9
PPG	67.2	77.6
FG%	.399	.446
3FG%	.297	.364
FTAs/G	17.8	21.6
Ast/G	9.7	13.9

- Over the last 4 games, the Badgers are shooting 45.0% from 3-point range, hitting 41-of-91 from deep. On the season, UW is shooting 32.8% from 3-point range.
- According to KenPom.com, the Badgers have an adjusted offensive tempo of 66.7 possessions per game, which would be the team's fastest mark since he began tracking the stat in the 2001-02 season.
- Dating back to 2002, UW's second-fastest team was the 2005-06 squad that had an adjusted tempo of 65.2.
- To put it another way, 24.1% of UW's initial shot attempts (excluding FGAs off O-Reb.) have come in the first 10 seconds of the shot clock, the team's highest mark in at least 10 years.
- Over the last 10 years, UW has only been over 20% in one other season (last season was 21.9%).

## BADGERS TO PARTICIPATE IN SUITS &amp; SNEAKERS 2022

Wisconsin is proud to participate in Coaches vs. Cancer "Suits and Sneakers Week" from Jan. 24-30. Head coach **Greg Gard** will be wearing pink shoes

and the Badgers staff and student-athletes will be wearing special pink laces in support of Gard's mother, Connie, who is currently undergoing treatment for breast cancer.



Greg and his wife, Michelle, have raised over \$5 million through their Garding Against Cancer initiative. Inspired after the loss of Greg's father, Glen Gard, who passed away in 2015 from brain cancer, the Gards have been dedicated to fighting cancer across the state of Wisconsin.

# HERE'S JOHNNY!

## "JOHNNY DAVIS IS A LEGIT NATIONAL PLAYER OF THE YEAR CANDIDATE"

A midseason All-American, sophomore standout **Johnny Davis** is having one of the finest seasons in Wisconsin history.

- Davis leads the Big Ten averaging 23.1 ppg during conference play and is 4th with 8.6 rpg.
  - Davis's scoring average is more than 3.0 ppg higher than the next highest player (Keegan Murray 20.0 ppg).
- Overall, Davis ranks 6th in the nation and 2nd in the Big Ten averaging 21.7 point per game.
  - Davis is also in the Big Ten's top-10 in FT% (5th at 79.2%) and steals (7th at 1.4 spg).
- Davis' 21.7 scoring average would rank as the 5th-best single effort in school history (page 7).
  - Wisconsin has not had a player average 20 points per game since Michael Finley averaged 20.5 ppg in the 1994-95 season. Coincidentally, Wisconsin will be raising Finley's #24 into the Kohl Center rafters on Feb. 20.
- Davis is the only player in the Big Ten and 1 of 3 major conference players to lead his team in points (21.7 ppg), rebounds (7.5 rpg) and assists (2.6 apg).
  - Davis also leads the Badgers with 1.4 steals per game and ranks 3rd with 11 blocks.
- Davis has scored 20+ in 11 of 17 games.
  - Davis had a stretch where he scored at 20+ points in 6 straight games, the first Badger to do so since Alando Tucker had 7 consecutive 20-point games in 2007.
  - Davis scored at least 15 points in the first 13 games of the season, becoming just the 2nd Badger in the last 20 seasons (since 2002-03) to do so. Devin Harris (15 straight in 2003-04) is the only other.
- Against ranked opponents this season, Davis is averaging 24.0 ppg, scoring:
  - 37 at #3 Purdue; 30 vs. #12 Houston; 24 at #21 OSU; 14 vs. #16 OSU, 25 vs. #14 MSU.

### DAVIS MIDSEASON RESUME

- Midseason All-American (Sporting News and The Athletic)
- Wooden Award Midseason Top 25
- Lute Olson Award Midseason Watch List
- Midseason No. 1 Player of the Year (Bleacher Report)
- Maui Invitational MVP
- Big Ten Player of the Week (2x)
- Naismith Player of the Week (1/10)
- Oscar Robertson Player of the Week (1/11)

### SIGNATURE PERFORMANCES

- 37 pts, 14 rebs at #3 Purdue (Jan. 3)
  - 30 pts (4-7 3s) vs. #12 Houston (Nov. 23)
  - 27 pts (4-5 3s), 8 rebs at N'western (Jan. 18)
  - 26 pts, 9 reb, 5 ast vs. Iowa (Jan. 6)
  - 25 pts vs. Marquette (Dec. 4)
- In scoring 37 points at Purdue, Davis posted:
    - The most points by a Badger since Frank Kaminsky scored a school-record 43 points vs. North Dakota on Nov. 19, 2013.
    - The 3rd-highest total in a road game in school history (Michael Finley, 42 at Eastern Michigan 12/10/94; Jordan Taylor, 39 at Indiana 3/3/11).
    - Davis is the first player to lead his team in pts, rebs, asts, blks and stls in a road win over an AP top 5 team since Wake Forest's Tim Duncan did so in a win at No. 5 Maryland on Feb. 1, 1997.

### WISCONSIN'S ALL-AMERICANS

Wisconsin has had 5 All-Americans in the last 20 years. **Johnny Davis** is out-scoring all of them.

	Player	PPG	RPG	APG
2004	Devin Harris	19.5	4.3	4.4
2007	Alando Tucker	19.9	5.4	2.0
2011	Jordan Taylor	18.1	4.1	4.7
2015	Frank Kaminsky	18.8	8.2	2.6
2019	Ethan Happ	17.3	10.1	4.5
2022	<b>Johnny Davis</b>	<b>22.1</b>	<b>7.5</b>	<b>2.6</b>

- Davis grabbed a career-high 14 rebounds at Purdue, posting his second double-double in as many games. He posted 20 points and 11 rebounds vs. Illinois State (12/29).
- Davis is shooting 79.2% from the free throw line, going 84-for-106 on the season.
- The Badgers are 15-2 with Davis in the lineup, dropping a game to Providence when he was out with a lower-body injury.
- After averaging 7.0 ppg as a freshman last season, Davis has improved his scoring average to 21.7 ppg, an increase of 14.7 ppg. That ranks as the 2nd-largest jump in the Big Ten, trailing only Iowa's Keegan Murray (15.2 ppg increase).
- The Maui Invitational MVP, Davis averaged 23.7 points (46.2% 3FG) and 6.7 rebounds per game, highlighted by a 30-point game vs. #12 Houston (11/23).

## WHAT THEY'RE SAYING ABOUT JOHNNY DAVIS

"He's the clear riser in this class and the **favorite for the National Player of the Year award**. Wisconsin counts on him to be its central figure every single night, and he delivers."  
- Sam Vecenie (The Athletic)

"Arguably the greatest story in college basketball: 'The Johnny Davis Show' ... Johnny Davis looks like a **First-Team All-American, perhaps a National Player of the Year**, and a future lottery pick in the NBA Draft."  
- Gary Parrish (CBS)

"Johnny Davis with one of the best individual performances we've seen in a long time in the Big Ten. **Might be the Wooden Award frontrunner.**"  
- Jeff Borzello (ESPN)

"Johnny Davis is a **first-team All-American** and is THE breakout player in America."  
- Matt Norlander (CBS)

"No one has meant more to their team thus far than Johnny Davis. **Player of the Year Frontrunner.**"  
- Jeff Goodman (Stadium)

"He's the definition of a two-way player. He's giving the same amount of effort on the defensive end ... and then offensively, it speaks for itself. **He's a fabulous player.**"  
- Matt Painter (Head Coach, Purdue)

"I don't think there's any question he's moved into the discussion of First-Team All-American, Big Ten Player of the Year, or **National Player of the Year.**"  
- Steve Lavin (Fox Sports)





## SITUATIONAL RECORDS

	2021-22	Under Gard
Ahead at the half	13-0	109-14
Behind at the half	3-3	22-54
Tied at the half	0-0	3-5
FG% of .450 or more	7-0	74-12
FG% less than .450	9-3	60-61
Better FG% than opp.	9-0	108-13
Worse FG% than opp.	6-3	26-58
Same FG% as opp.	1-0	1-2
Opp. FG% less than 45%	10-1	104-27
3FG% of 40% or more	6-1	63-9
3FG% less than 40%	10-2	70-64
Try more than 20 3FGs	11-3	76-44
Try 20 or fewer 3FGs	5-0	58-28
Make at least 70% FT	12-2	84-31
Try at least 20 FTs	8-0	59-14
Try fewer than 20 FTs	8-3	73-58
Out-rebound opponent	9-0	82-20
Tied or out-rebounded	7-3	52-53
Same or fewer TOs than opp.	15-3	103-43
More TOs than opp.	1-0	31-30
Commit fewer than 12 TOs	15-3	103-44
Commit 12 or more TOs	1-0	31-28
Score fewer than 50 pts.	0-0	1-2
Score 50-59 points	0-2	6-32
Score 60-69 points	4-0	42-25
Score 70-79 points	7-1	48-11
Score 80-89 points	5-0	30-3
Score 90 or more pts.	0-0	7-0
Allow fewer than 50 pts.	1-0	20-1
Allow 50-59 pts.	4-0	42-6
Allow 60-69 pts.	7-1	52-26
Allow 70-79 pts.	3-1	17-27
Allow 80-89 pts.	1-1	3-12
Allow 90 or more pts.	0-0	0-1
Overtime	0-0	7-5
vs. AP Top 25 opponents	3-2	24-37
vs. AP Top 25 opp. at home	0-1	11-10
Home games	8-2	80-22
Road games	5-1	37-35
Neutral site games	3-0	18-16
Day games	5-1	44-24
Night games	11-2	90-49

## GAMES DECIDED BY

3 points or less	3-0	16-10
4-5 points	4-1	19-16
6-10 points	5-0	31-19
11-19 points	2-2	37-23
20 or more points	2-0	32-3

## TELEVISED GAMES

CBS	0-0	10-10
CBS Sports Network	0-0	0-1
FOX	1-0	3-5
FS1	1-2	12-13
ESPN	2-0	15-12
ESPN2	3-0	13-11
ESPNU	0-0	1-2
ESPN+	0-0	3-1
Big Ten Network	7-1	68-15
Big Ten Plus	2-0	4-0
TBS	0-0	0-3
TNT	0-0	2-0

## ALL-TIME VS. MINNESOTA

Wisconsin and Minnesota will be playing for the 208th time on Sunday, making the Gophers the most-played opponent in UW history. Minnesota leads the all-time series, 104-103, but the Badgers hold a 66-34 edge in Madison.

- The first 99 years of the rivalry may have belonged to Minnesota, but it has flipped dramatically since the turn of the century:
  - 1900-1998: UW was 72-95 (43.1%)
  - 1999-present: UW is 31-9 (77.5%)
- Interestingly, the football series between Wisconsin and Minnesota is just as close, with the Badgers holding a slim 62-61-8 all-time lead.
- Recently, the Badgers have dominated both the basketball and football rivalries with Minnesota. UW has won:
  - 11 of the last 13 in men's basketball
  - 15 of the last 17 in football
- Wisconsin is 18-2 all-time against Minnesota at the Kohl Center with the Gophers lone wins coming in 2009 (in overtime) and 2019. In 20 games at the Kohl Center, the Gophers are averaging only 58.1 ppg and the have reached 70 points just 3 times.
- UW is 7-2 vs. Minnesota under head coach Greg Gard.
- Wisconsin's roster features 4 players from Minnesota: **Brad Davison** (Osseo), **Tyler Wahl** (Lakeville), **Ben Carlson** (Woodbury) and **Steven Crowl** (Eagan).
- In 6 career appearances vs. Minnesota, **Brad Davison** is averaging 10.3 ppg, 3.8 rpg and 2.2 apg. He is shooting 37.5% (9-24) from 3-point range and 85.0% (17-20) against the Gophers.
  - Davison enjoyed one of his best all-around performances in a 2020 game against Minnesota when he tallied 20 points, 7 boards and 5 assists.
- Minnesota has been a very fertile recruiting area for the Badgers recently. Since 2007, UW has featured standouts Jon Leuer, Jordan Taylor, Jared Berggren, Kammron Taylor, Mike Bruesewitz and Nate Reuvers.

## LAST TIME OUT

## #11 WISCONSIN 73, NEBRASKA 65

Jan. 27 | Pinnacle Bank Arena | Lincoln, Neb.

- Wisconsin claimed its 4th straight B1G road win with a 73-65 victory at Nebraska on Thursday.
- The Badgers' 8-point halftime lead swelled to 18 points in the second half and the Huskers never got closer than 7 the rest of the way.
- Wisconsin went 10-for-22 (45.5%) from 3-point range, matching the team's 2nd-highest mark of the season. The Badgers' 10 3-pointers are also the team's most in a road game this season.
- Wisconsin out-rebounded Nebraska, 47-34, including 13 to 2 on the offensive glass.
- **Brad Davison** scored 21 points (5-8 3FGs), breaking the Wisconsin career record for 3-point field goals with 274.
- **Johnny Davis** finished with 13 points and 9 rebounds. **Chucky Hepburn** scored 13 points (3-5 3FGs), **Steven Crowl** had 12 points and **Tyler Wahl** chipped in 4 points and 10 boards.

## HISTORY VS. MINNESOTA

- Overall: UM leads, 104-103
- In Madison: UW leads, 66-34
- Gard vs. Minnesota: 7-2
- Active Streak: UW won last 2



## LAST 25 MEETINGS (UW leads 18-7)

Date	Rank	Result	Score	Location
2/14/07	3/--	W	75-62	Minneapolis
2/3/08	13/--	W	63-47	Minneapolis
2/16/08	15/--	W	65-56	Madison
1/15/09	--/18	L+	74-78	Madison
3/4/09	--/--	L	46-51	Minneapolis
2/18/10	14/--	L	52-68	Minneapolis
12/28/10	--/14	W	68-60	Madison
2/9/12	21/--	W+	68-61	Minneapolis
2/28/12	14/--	W	52-45	Madison
1/26/13	--/12	W	45-44	Madison
2/14/13	20/--	L+	53-58	Minneapolis
1/22/14	9/--	L	68-81	Minneapolis
2/13/14	21/--	W	78-70	Madison
3/14/14	12/--	W	83-57	Indianapolis
2/21/15	5/--	W	63-53	Madison
3/5/15	6/--	W	76-63	Minneapolis
3/2/16	--/--	W	62-49	Minneapolis
1/21/17	17/--	W+	78-76	Minneapolis
3/5/17	22/--	W	66-49	Madison
2/19/18	--/--	W+	73-63	Madison
1/3/19	22/--	L	52-59	Madison
2/6/19	19/--	W	56-51	Minneapolis
2/5/20	--/--	L	52-70	Minneapolis
3/1/20	--/--	W	71-69	Madison
12/31/20	6/21	W	71-59	Madison

+ overtime

## LAST MEETING: #6 UW 71, #21 UM 59

Dec. 31, 2020 | MADISON, Wis.

- Wisconsin led wire-to-wire, defeating Minnesota, 71-59, in last season's only meeting.
- UW held Minnesota to a then-season-low 59 points. The Gophers, who were held scoreless for the first 4:43 of the game, entered the game averaging 84.3 points per game.
- The Badgers shot 4-for-6 from 3-point range in the second half and finished 6-for-15 3FG (40%).
- UW owned a decisive 40-18 advantage in the points in the paint category.
- Micah Potter posted a double-double with 18 points and 11 rebounds.
- D'Mitrik Trice finished with 14 points, 5 rebounds, 5 assists and 2 steals. Aleem Ford finished with 14 points.
- Johnny Davis chipped in 8 points and 3 rebounds.

## CHARTING THE BADGERS

## LED UW IN SCORING

	2021-22	Career
Brad Davison	5 (4-1)	30 (23-7)
Johnny Davis	11 (9-2)	13 (11-2)
Steven Crowl	2 (2-0)	2 (2-0)
Tyler Wahl	1 (1-0)	2 (2-0)

## LED UW IN REBOUNDING

	2021-22	Career
Johnny Davis	9 (7-2)	15 (11-4)
Tyler Wahl	4 (4-0)	13 (8-5)
Brad Davison	1 (0-1)	9 (4-5)
Steven Crowl	4 (4-0)	4 (3-0)
Chris Vogt	3 (3-0)	3 (3-0)
Ben Carlson	1 (1-0)	1 (1-0)
Jahcobi Neath	1 (1-0)	1 (1-0)

## LED UW IN ASSISTS

	2021-22	Career
Brad Davison	9 (9-0)	38 (22-16)
Johnny Davis	9 (7-2)	12 (9-3)
Tyler Wahl	6 (6-0)	10 (9-1)
Chucky Hepburn	7 (6-1)	7 (6-1)
Steven Crowl	3 (2-1)	3 (2-1)
Lorne Bowman	1 (1-0)	1 (1-0)
Jahcobi Neath	1 (1-0)	1 (1-0)
Chris Vogt	1 (1-0)	1 (1-0)

## LED UW IN MINUTES

	2021-22	Career
Brad Davison	8 (7-1)	48 (36-12)
Johnny Davis	9 (7-2)	9 (7-2)
Tyler Wahl	4 (3-1)	4 (3-1)
Chucky Hepburn	1 (1-0)	1 (1-0)

Record in those contests in parentheses

## 2021-22 LINEUP RECORD

Hepburn, Davison, Davis, Wahl, Crowl	15-1
Hepburn, Davison, Neath, Wahl, Crowl	1-0
Hepburn, Davison, Davis, Carlson, Crowl	0-1
Hepburn, Davison, Wahl, Carlson, Crowl	0-1

## ACTIVE WIN/LOSS STREAKS

Overall	Won 1
Vs. Unranked teams (AP)	Won 11
Vs. Ranked teams (AP)	Loss 1
At Home	Loss 1
At Home vs. Big Ten	Loss 1
At Home vs. ranked Big Ten	Loss 1
At Home vs. unranked Big Ten	Won 7
At Home vs. non-conference	Won 3
At Home vs. ranked opp.	Loss 1
On Road	Won 4
On Road vs. Big Ten	Won 4
On Road vs. ranked opp.	Won 1
On Road vs. unranked opp.	Won 6
Neutral	Won 3
Neutral vs. ranked opp.	Won 1
Neutral vs. unranked opp.	Won 4

## BIG TEN BEASTS

Over the last 20 seasons, Wisconsin has been one of the Big Ten's best programs.

- Wisconsin has won 5 Big Ten regular season titles since 2000 (2002, 2003, 2008, 2015 and 2020), trailing only Michigan State (8) for the most titles during that span.
- Overall, UW has 19 Big Ten titles, trailing only Purdue (24), Indiana (22) and Ohio State (20).
- Wisconsin has won 12+ B1G games in 10 of last 12 seasons, the most of any Big Ten team.
- UW has posted double-digit B1G wins in 18 of the last 20 years. The only team to do so.
- Since 2001-02 when Bo Ryan and Greg Gard arrived in Madison, UW has the most Big Ten wins and best win pct. at 249-115 (.684).

## Big Ten Win Pct., Since 2001-02 (thru 1/27/22)

Team	W-L	Pct.
1. Wisconsin	249-115	.684
2. Michigan State	245-117	.677
3. Ohio State	226-136	.624
4. Maryland	85-56	.603
5. Purdue	212-151	.584

## GARD'S GUIDANCE

"Greg Gard is sitting at that table for National Coach of the Year." - Matt Norlander (CBS), Jan. 7, 2022

In his 7th season as head coach, **Greg Gard** has guided the Badgers to one of their best starts. That's just the latest line on a resume that stacks up among the Big Ten's best of the last 40 years.

- Gard has guided the Badgers to a record of 135-73 (.649), the 4th-highest win total and 3rd-highest win percentage in UW annals.

## Best Win Pct, Wisconsin Coaches (min. 50 wins)

Coach (School, Years)	Record	Pct.
1. Bo Ryan (2002-15)	364-130	.737
2. Walter Meanwell (1912-17, '21-34)	246-99	.712
3. <b>Greg Gard (2016-present)</b>	<b>135-73</b>	<b>.649</b>
4. Dick Bennett (1996-2000)	94-68	.580
5. Bud Foster (1935-59)	265-267	.498

- With a conference record of 76-47, Gard's .618 win percentage ranks 7th among Big Ten coaches of the last 40 years (since 1980).

## Best Win Pct, B1G Coaches w/ 50+ Wins (since 1980)

Coach (School, Years)	Record	Pct.
1. Bo Ryan, WIS (2002-15)	172-68	.717
2. Bob Knight, IND (1972-2000)	353-151	.700
3. Tom Izzo, MSU (1995-)	317-145	.686
4. Thad Matta, OSU (2005-17)	150-78	.658
5. Mark Turgeon, MD (2015-21)	90-50	.643
6. Matt Painter, PUR (2005-)	186-112	.624
7. <b>Greg Gard, WIS (2016-)</b>	<b>76-47</b>	<b>.618</b>
8. Gene Keady, PUR (1981-05)	265-169	.611

(thru games played Jan. 27, 2022)

## DAVISON BECOMING A LEGEND

Senior **Brad Davison** is back for a 5th season and enjoying the best season of a career that is shaping up to be one of the best in Wisconsin Basketball history.

- Davison is 1 of just 4 players in Wisconsin history to accumulate 1,500 points, 500 rebounds and 300 assists, joining Michael Finley, Nigel Hayes and Ethan Happ.
- With 5 3-pointers at Nebraska, Davison become Wisconsin's all-time 3-point leader. Davison now has 274 3FGs, surpassing Bronson Koenig (270) on the all-time chart.
- Named Big Ten Co-Player of the Week on Dec. 6, Davison is enjoying his finest offensive season, ranked 2nd on UW and 15th in the Big Ten avg 15.7 ppg.
- Leading UW with a 2.2 assist-to-turnover ratio, Davison has 41 assists to 19 turnovers.
- Davison has more than carried his weight this season. Since Dec. 1, Johnny Davis has scored below 19 points just 3 times. In those games, Davison averaged 24.3 ppg, shooting 60.9% from 3-point range (14-for-23).
- Davison is 2nd in the Big Ten shooting 45.8% (27-59) from 3-point range during conference play, averaging 3.0 made triples per game.
- On the season, Davison ranks 3rd in the Big Ten averaging a career-best 2.7 triples per contest.
- Davison already has six 20-point games this season, most recently scoring 21 points at Nebraska (1/27). It's just the latest in a career full of signature performances:

## DAVISON'S TOP-5 SCORING OUTINGS

- 30 pts (8 3s) at Nebraska in 2020
- 30 pts (7 3s) vs Michigan State in 2018
- 29 pts (5 3s) vs. N. Carolina in 2021 NAAs
- **27 pts (5 3s) at Georgia Tech on Dec. 1, 2021**
- 26 pts (6 3s) at Western Kentucky in 2019
- He's 2nd in the B1G shooting 85.9% (67-78) FT.
- For his career, Davison ranks 5th in UW history shooting 83.7% at the charity stripe.
- Davison has been an ironman during his Wisconsin career, appearing in all 147 games he has been eligible (143 straight starts).
- Davison has now climbed up to 8th place on Wisconsin's all-time scoring list and needs 75 points to pass Rick Olson to move into 7th:

## CAREER POINTS

6.	1,745	Claude Gregory	1978-81
7.	1,736	Rick Olson	1983-86
8.	<b>1,662</b>	<b>Brad Davison</b>	<b>2017-present</b>
9.	1,545	Trent Jackson	1986-89
10.	1,533	Jordan Taylor	2009-12

- Davison also ranks in UW's career annals for:
  - 2nd - Games Started (143)
  - 1st - 3-Pt Field Goals (274)
  - 1st - 3-Pt Field Goal Att. (746)
  - 2nd - Minutes Played (4,649)
  - T-4th - Free Throw % (.837, 364-435)
  - 10th - Assists (315)
  - 10th - Steals (147)

## 2021-22 BIG TEN STANDINGS

Team	Conf.	Overall
<b>Wisconsin (#11)</b>	<b>7-2</b>	<b>16-3</b>
Illinois (#24)	7-2	14-5
Michigan State (#10)	6-2	15-4
Ohio State (#16)	6-2	13-4
Purdue (#6)	6-3	17-3
Indiana (RV)	6-4	15-5
Michigan	4-3	10-7
Rutgers	5-4	11-8
Iowa (RV)	4-5	14-6
Maryland	3-6	11-9
Penn State	3-6	8-9
Minnesota	2-6	11-6
Northwestern	2-7	9-9
Nebraska	0-9	6-14

RECORDS THRU JAN. 27, 2022

## AP TOP 25 (WEEK 12 - 1/24/21)

Team	Record	Points
1 Auburn (45)	18-1	1504
2 Gonzaga (15)	15-2	1475
3 Arizona (1)	16-1	1381
4 Baylor	17-2	1335
5 Kansas	16-2	1281
6 Purdue	16-3	1119
7 UCLA	13-2	1116
Houston	17-2	1116
9 Duke	15-3	1017
10 Michigan State	15-3	979
<b>11 Wisconsin</b>	<b>15-3</b>	<b>894</b>
12 Kentucky	15-4	822
13 Texas Tech	15-4	766
14 Villanova	14-5	713
15 USC	16-2	711
16 Ohio State	12-4	584
17 Providence	16-2	542
18 Tennessee	13-5	419
19 LSU	15-4	399
20 Connecticut	13-4	284
21 Xavier	14-4	269
22 Marquette	14-6	177
23 Iowa State	14-5	167
24 Illinois	13-5	155
25 Davidson	16-2	132

**Others receiving votes:** BYU 120, Alabama 77, Texas 61, Colorado State 57, Florida State 50, Loyola Chicago 21, Oregon 19, Wake Forest 12, Murray State 10, Indiana 10, Iowa 8, TCU 6, Miami (FL) 4, Saint Mary's 3, Boise State 3, Florida 3, Wyoming 2, Seton Hall 1, Iona 1

## ALL-TOURNEY TYLER

"Tyler Wahl is one of the best defenders in the country. The box score doesn't truly indicate his value." - Jay Bilas, ESPN

- Wahl had ESPN's Jay Bilas singing his praises after an All-Tournament Team performance during the Maui Invitational in Las Vegas.
- In 3 games, Wahl averaged 11.0 ppg (18 pts and 4 blk in championship game), plus 5.3 rpg.
- Wahl has found his scoring stride as of late, scoring 20+ points 2 of his last 4 games (the first 20+ point performances of his career).
- Wahl has scored in double figures 6 of his last 8 games, including a career-high 21 points to lead UW to a win at Maryland (1/9).
- He did not play vs. Michigan St (1/21) - injury.
- On the year, Wahl ranks 3rd on the team in scoring (10.6 ppg) and 2nd in rebounding (5.9 rpg). He leads the team shooting 50.4% FG.
- With 18 blocks this season, Wahl leads UW and ranks 12th in the B1G averaging 1.0 bpg.
- Wahl has improved in each of his 3 seasons:

## Wahl Year-by-Year

Year	PPG	RPG	FG%	FT%
2019	2.6	2.6	.430	.389
2020	5.2	4.3	.436	.567
2021	<b>10.6</b>	<b>5.9</b>	<b>.504</b>	<b>.697</b>

## BATTLE-BACK BADGERS

"Hopefully nobody left early. If they did, that will teach them not to give up on this team."

Those were the words from head coach **Greg Gard** after the Badgers' historic 22-point comeback win over Indiana. Wisconsin has shown an impressive resiliency all season long.

- UW has won 4 games when trailing by double digits this season, including 3 second-half comebacks of 10+ points.
- UW has 3 second-half, double-digit comebacks for the first time in the same season since 1999-00. That year, UW came back from 15 (vs. ILL), 13 (at IOWA) and 12 points (vs. IND).
- Against Indiana, Wisconsin was down by as many as 22 points, including 18 in the second half before pulling out a 64-59 win.
- UW's 22-pt comeback matched the largest in school history. UW also erased a 22-point deficit in an 82-81 OT win vs. Ohio State in 1976.
- In that game, the Badgers also equaled the team's greatest 2nd-half comeback (18).
- UW trailed Nicholls by 12 points with 18:40 left in the 2nd half before winning, 71-68.
- In the Maui Invitational championship game, the Badgers trailed Saint Mary's by 10 (37-27) with ~16:00 left before claiming a 61-55 win.
- Wisconsin trailed Texas A&M by 16 (26-10) in the first half, before putting together a 51-9 run to storm back for a 69-58 win.

## CHUCKY AT THE POINT

"Chuckie brings a vision and a feel to the floor that we've only had with a few guys the 20 years I've been here...He's a natural at it." - Greg Gard

- True freshman point guard **Chuckie Hepburn** has proven to be wise beyond his years, starting every game for the Badgers this season.
- In fact, Hepburn became the first true freshman to start in a season opener for Wisconsin since Devin Harris in 2001-02.
- He became just the 5th UW freshman to score in double figures (13pts) in the season opener since 2000.
- Hepburn is maintaining a 1.6 assist-to-turnover ratio with 39 dimes and 24 turnovers.
- Since 2010, Hepburn trails only Josh Gasser and D'Mitrik Trice for the best assist-to-turnover ratio by a Badger in his freshman season.

## Assist-to-Turnover Ratio in First Season (min. 30 ast)

Player (Years)	Ast	TO	Ratio
1. Josh Gasser (2010-11)	75	30	2.5
2. D'Mitrik Trice (2016-17)	63	37	1.7
<b>3. Chuckie Hepburn (2021-22)</b>	<b>39</b>	<b>24</b>	<b>1.6</b>
4. Brad Davison (2017-18)	83	59	1.4

- Named Big Ten Co-Freshman of the Week (12/6), Hepburn ranks 3rd for UW in assists (39) and 2nd on the team in steals (23).
- Hepburn is 78.8% (26-33) at the FT line.
- He's scored double figures 6x this season, including a career-high 15pts vs. Marquette (12/4) and 14 points at Northwestern (1/18).

## MAUI INVITATIONAL CHAMPS

Wisconsin claimed its first-ever Maui Invitational championship last week in Las Vegas. UW became the first Big Ten school to win the Maui Invitational since Illinois in 2012.

- **Johnny Davis** was named tournament MVP after averaging 23.7 ppg and 6.7 rpg.
- **Tyler Wahl** averaged 11.0 ppg and 5.3 rpg to earn All-Tournament honors.

## WISCONSIN 69, TEXAS A&amp;M 58

- Trailing by as many as 16 in the first half, UW used two big runs of 15-1 and 15-3 to take the lead never look back in the win.
- Davis tallied a career-high 20 points and 9 rebounds, with Davison adding 19 points (6-6 FT) and 7 rebounds.

## WISCONSIN 65, #12 HOUSTON 63

- Wisconsin jumped to a 13-0 lead and shot a season-high 49.6% FG (57.1% in 1H). The Badgers turned it over just 9 times. Houston entered averaging 17.0 forced TOs per game.
- UW held Houston to just 20 first-half points.
- Davis scored a then-career-high 30 points, while Davison and Wahl each added 9 points.

## WISCONSIN 61, SAINT MARY'S 55

- UW erased a 10-point second-half deficit (37-27 with 15:58 left).
- Davis had 20 points and 7 rebounds, while Tyler Wahl added a career-high 18 points, 5 rebounds and 4 blocks.

WISCONSIN BASKETBALL RECORD BOOK WATCH

INDIVIDUAL CAREER

POINTS			
1.	2,217	Alando Tucker	2003-07
2.	2,147	Michael Finley	1992-95
3.	2,130	Ethan Happ	2016-19
4.	1,857	Nigel Hayes	2014-17
5.	1,854	Danny Jones	1987-90
6.	1,745	Claude Gregory	1978-81
7.	1,736	Rick Olson	1983-86
8.	1,662	<b>Brad Davison</b>	<b>2017-present</b>
9.	1,545	Trent Jackson	1986-89
10.	1,533	Jordan Taylor	2009-12
11.	1,532	Mike Wilkinson	2002-05
12.	1,459	Bronson Koenig	2014-17
13.	1,458	Frank Kaminsky	2012-15
14.	1,454	Kirk Penney	2000-03
15.	1,430	D'Mitrik Trice	2016-2021
16.	1,425	Devin Harris	2002-04
17.	1,408	Clarence Sherrod	1969-71
18.	1,405	Cory Blackwell	1982-84
19.	1,376	Jon Leuer	2008-11
20.	1,363	Sam Dekker	2013-15

3-POINT FIELD GOALS			
1.	274	<b>Brad Davison</b>	<b>2017-present</b>
2.	270	Bronson Koenig	2014-17
3.	244	D'Mitrik Trice	2016-2021
4.	235	Ben Brust	2011-14
5.	227	Tim Locum	1988-91
6.	217	Kirk Penney	2000-03
7.	213	Michael Finley	1992-95
8.	212	Jason Bohannon	2007-10
9.	193	Trent Jackson	1986-89
10.	187	Devin Harris	2002-04

3-POINT FIELD GOAL ATTEMPTS			
1.	746	<b>Brad Davison</b>	<b>2017-present</b>
2.	695	Bronson Koenig	2014-17
3.	641	D'Mitrik Trice	2016-2021
4.	631	Michael Finley	1992-95
5.	606	Ben Brust	2011-14
6.	561	Kirk Penney	2000-03

ASSISTS			
7.	344	Mike Kelley	1998-01
8.	335	Tom Molaski	1986-89
9.	319	Nigel Hayes	2014-17
10.	315	<b>Brad Davison</b>	<b>2017-present</b>
11.	311	Mark Vershaw	1998-01

STEALS			
7.	168	Michael Finley	1992-95
8.	164	Devin Harris	2002-04
9.	151	Trent Jackson	1986-89
10.	147	<b>Brad Davison</b>	<b>2017-present</b>
11.	133	Hennessy Auriantal	1996-99
	133	Nigel Hayes	2014-17

FREE THROWS			
5.	408	Clarence Sherrod	1969-71
	408	Danny Jones	1987-90
7.	394	Mike Wilkinson	2002-05
8.	373	Jordan Taylor	2009-12
9.	369	Ethan Happ	2016-19
10.	364	<b>Brad Davison</b>	<b>2017-present</b>
11.	362	Devin Harris	2002-04
12.	334	Trevon Hughes	2007-10

FREE THROW PCT. (MIN. 175 FTAS)			
1.	.870	Rick Olson (260-299)	1983-86
2.	.856	Tim Locum (166-194)	1988-91
3.	.848	Jason Bohannon (228-269)	2007-10
4.	.837	Josh Gasser (292-349)	2011-15
	<b>.837</b>	<b>Brad Davison (364-435)</b>	<b>2017-present</b>
6.	.817	Wes Matthews (273-334)	1978-80
7.	.814	Bronson Koenig (193-237)	2014-17

GAMES STARTED			
1.	144	Josh Gasser	2011-15
2.	143	<b>Brad Davison</b>	<b>2017-present</b>
3.	139	Ethan Happ	2016-19
4.	126	Alando Tucker	2003-07
5.	116	Mike Kelley	1998-01
6.	112	Rick Olson	1983-86
	112	Michael Finley	1992-95
	112	Nigel Hayes	2014-17
9.	109	Andy Kowske	1998-01
	109	Danny Jones	1987-90

GAMES PLAYED			
1.	150	Nigel Hayes	2014-17
2.	148	Josh Gasser	2011-15
	148	Bronson Koenig	2014-17
4.	147	<b>Brad Davison</b>	<b>2017-present</b>
5.	144	Frank Kaminsky	2012-15
6.	143	D'Mitrik Trice	2018-21
7.	139	Ethan Happ	2016-19
8.	136	Joe Krabbenhoft	2006-09
	136	Jordan Taylor	2009-12
10.	135	Jason Bohannon	2007-10
	135	Khalil Iverson	2016-19

MINUTES PLAYED			
1.	4,774	Josh Gasser	2011-15
2.	4,649	<b>Brad Davison</b>	<b>2017-present</b>
3.	4,446	Nigel Hayes	2014-17
4.	4,297	Alando Tucker	2003-07
5.	4,125	D'Mitrik Trice	2016-2021
6.	4,115	Ethan Happ	2016-19
7.	4,075	Bronson Koenig	2014-17
8.	4,023	Mike Wilkinson	2002-05
9.	3,962	Rick Olson	1983-86
10.	3,950	Jordan Taylor	2009-12

COACHING WINS, OVERALL			
1.	364-130 (.737)	Bo Ryan (2002-15)	
2.	265-267 (.498)	Harold Foster (1935-59)	
3.	246-99 (.712)	Walter Meanwell (1912-17, '21-34)	
4.	135-73 (.649)	<b>Greg Gard (2016-present)</b>	
5.	128-165 (.437)	Steve Yoder (1983-92)	
6.	100-114 (.467)	John Erickson (1960-68)	
7.	94-68 (.580)	Dick Bennett (1996-00)	

COACHING WINS, BIG TEN			
1.	172-68 (.717)	Bo Ryan (2002-15)	
2.	158-80 (.660)	Walter Meanwell (1912-17, '21-34)	
3.	143-182 (.440)	Harold Foster (1935-59)	
4.	76-47 (.618)	<b>Greg Gard (2016-present)</b>	
5.	52-74 (.413)	John Erickson (1960-68)	

INDIVIDUAL SEASON

SCORING AVERAGE			
1.	23.8	Clarence Sherrod	1970-71
2.	22.7	Joe Franklin	1967-68
3.	22.4	Clarence Sherrod	1969-70
4.	22.1	Michael Finley	1992-93
5.	21.7	<b>Johnny Davis</b>	<b>2021-22</b>
6.	20.5	Michael Finley	1994-95

TEAM SEASON

FEWEST TURNOVERS PER GAME - TEAM			
1.	7.4	296 in 40 games	2014-15
2.	7.6	258 in 34 games	2010-11
3.	8.1	307 in 38 games	2013-14
4.	8.5	<b>162 in 19 games</b>	<b>2021-22</b>
5.	8.8	289 in 33 games	2009-10
6.	8.9	320 in 36 games	2011-12

FREE THROW PERCENTAGE - TEAM			
1.	.818 (436-533)		2010-11
2.	.768 (364-474)		2020-21
3.	.764 (353-462)		2019-20
4.	.763 (584-765)		2014-15
5.	.758 (413-545)		1983-84
6.	<b>.755 (281-372)</b>		<b>2021-22</b>

INDIVIDUAL SINGLE GAME

3-POINT FIELD GOALS			
1.	8	Bronson Koenig vs. Va. Tech	3/16/17
	8	<b>Brad Davison at Nebraska</b>	<b>2/15/20</b>
3.	7	15 times; Most recent:	
		D'Mitrik Trice vs. Oklahoma	11/22/18

BIG TEN RECORDS – CAREER

3-POINT FIELD GOALS			
6.	327	Cory Bradford (Illinois)	1998-02
7.	320	Craig Moore (Northwestern)	2006-09
8.	317	Talor Battle (Penn State)	2008-11
9.	308	Joe Crispin (Penn State)	1998-01
10.	306	Chris Hill (Michigan St)	2001-05
--	289	Trent Frazier (Illinois)	2017-present
--	274	<b>Brad Davison (Wisconsin)</b>	<b>2017-present</b>

COACHING WINS, BIG TEN			
31.	86-68 (.558)	O.B. Cowles, MINN	1948-59
32.	83-89 (.483)	Jim Dutcher, MINN	1975-86
33.	81-48 (.628)	Mark Turgeon, MD	2011-19
34.	76-46 (.618)	<b>Greg Gard, WIS</b>	<b>2016-present</b>
35.	72-41 (.637)	Bucky O'Connor, IOWA	1952-58
36.	70-150 (.318)	Bill Carmody, NU	2000-13





## THE GARD FILE

### ■ Career Record (7th Season): 135-73 (.649)

- Record at Wisconsin (7th Season): 135-73 (.649)
- Big Ten Record (7th Season): 76-47 (.618)
- NCAA Tournament Appearances/Record: 4 / 5-4 (.556)
- Hometown: Cobb, Wis.
- Alma Mater: UW-Platteville, 1995 (Physical & Health Ed)
- Master's Degree: UW-Platteville, 2007 (Counselor Ed)
- Family: Wife, Michelle  
Daughters, Mackenzie and Peyton; Son, Isaac

## COACHING EXPERIENCE

Position	School	Years
Assistant Coach	Southwestern (Wis.) HS	1990-93
Assistant Coach	Platteville (Wis.) HS	1993-94
Assistant Coach	UW-Platteville	1993-99
Assistant Coach	UW-Milwaukee	1999-01
Assoc. Head Coach	Wisconsin	2001-15
Head Coach	Wisconsin	2015-Present

## CAREER HIGHLIGHTS

Date	Highlight
Dec. 15, 2015	Assumed role of interim head coach upon the retirement of Bo Ryan
Dec. 23, 2015	First career win, 84-79, vs. Green Bay
Jan. 2, 2016	First Big Ten win, 79-57, vs. Rutgers
Jan. 17, 2016	First ranked win, 77-76, vs. #4 MSU
Jan. 26, 2016	UW claimed 82-79 overtime win over eventual Big Ten champion #19 Indiana
Feb. 13, 2016	First road win over ranked team, 70-57, at #2 Maryland
March 7, 2016	Officially named Wisconsin head coach
March 18, 2016	First NCAA tournament win, 47-43, against 10th-seeded Pittsburgh
April 4, 2016	Jim Phelan National Coach of the Year
March 18, 2017	Led UW to its fourth-ever win over No. 1 team in the nation with a 65-62 victory over top-seeded Villanova in NCAA tournament second round
Feb. 15, 2018	UW tallied sixth top-10 win in three seasons under Gard (#6 Purdue, 57-53)
Jan. 19, 2019	UW tops #2 Michigan, 64-54
Jan. 3, 2020	UW won at #5 Ohio State, 61-47
March 7, 2020	Leads UW to Big Ten championship with 60-56 win at Indiana
Nov. 24, 2021	UW wins first Maui Invitational title
Jan. 3, 2022	UW wins at #3 Purdue, 74-69

**G**reg Gard, a coaching veteran of 30-plus years, enters his seventh season leading the Wisconsin men's basketball program in 2021-22 after proving himself as one of the best head coaches in the Big Ten. Gard earned 2020 Big Ten Coach of the Year honors after leading the Badgers to the regular season conference championship in 2019-20.

Wisconsin's incredible postseason success hasn't wavered on Gard's watch either, participating in the NCAA tournament in five of his first six seasons (Big Ten automatic qualifier status in canceled 2020 Big Dance, due to COVID pandemic). Most recently in 2020-21, Gard led the Badgers to an NCAA tournament first-round win over North Carolina, advancing UW to the second round of the NCAA tournament for the fifth time in its last six trips to The Big Dance.

Gard's postseason ledger includes a pair of Sweet 16 appearances in each of his first two seasons at the helm. In fact, Gard is just the third coach in the last 20 years to pilot his team to the Sweet 16 in each of his first two seasons, joining UCLA's Steve Lavin (1996-97) and Gonzaga's Mark Few (2000-01).

In his first six seasons as head coach, Gard posted a record of 119-70, the second-fastest (157 games) Wisconsin coach to 100 overall wins in the NCAA tournament era. He also guided UW to a conference record of 69-45. His .605 conference win percentage ranked eighth among Big Ten coaches the last 40 years.

After initially taking over on an interim basis midway through the 2015-16 season, Gard would go on to win the Jim Phelan National Coach of the Year Award that season and was officially named head coach of the Badgers on March 7, 2016. Through six seasons, Gard has already risen to fifth on the school's all-time wins list and owns the third-best win percentage in Wisconsin program history.

The 2020-21 season brought unprecedented challenges due to the global COVID-19 pandemic, but the leadership of Gard and his staff helped navigate the Badgers to an NCAA tournament appearance. The Badgers finished the season 18-13 overall (10-10 Big Ten), highlighted with an 85-62 win over North Carolina in the first round of the NCAA tournament.

Gard's leadership during the 2019-20 season might have been his best. After opening 5-5 overall and 5-5 in the Big Ten, Wisconsin won nine of its last 10

games, including its final eight games of the season to win a share of the 2020 conference championship and claim the No. 1 seed for the later canceled Big Ten tournament. During that run, UW knocked off No. 14 Michigan State, won at No. 19 Michigan and closed the season with a win at Indiana to clinch the title.

In his inaugural season as head coach, Gard led the Badgers to the 2016 NCAA Tournament Sweet 16, becoming just the second-ever first-year coach to win the Jim Phelan National Coach of the Year award. He followed that up by leading UW to the fifth-highest single-season win total in school history (27-10) and making a second-consecutive visit to the Sweet 16.

Gard's Badgers would follow that up with another 12-6 conference campaign in 2017, finishing second in both the regular season and the Big Ten tourney. UW capped off its 27-win season with a signature win in the NCAA tournament, knocking off the nation's No. 1 team Villanova, 65-62, to advance to the Sweet 16.

In 2018-19, Gard piloted the Badgers back to the Big Dance, posting a 23-11 overall record and 14-6 in the Big Ten. UW won 14 conference games for just the 3rd time in school history.

During his tenure as head coach, Gard has helped a pair of players reach first-team All-Big Ten status: Nigel Hayes in 2016 and third-team All-American Ethan Happ received the distinction in both 2017, 2018 and 2019.

Gard served as an assistant at Wisconsin for 14-plus seasons, including the final seven as the associate head coach. Gard served as the Badgers' recruiting coordinator in addition to constructing future game schedules and director of the Badger Boys Basketball Camps.

Gard helped guide the Badgers to back-to-back Final Fours in 2014 and 2015, and in 2015 UW reached its first national championship game since 1941.

In fact, Gard has been on the bench for each of the top 13 winningest seasons at Wisconsin.

Prior to coming to Wisconsin in 2001, Gard spent the previous two seasons as Ryan's assistant at UW-Milwaukee. Previously, Gard served as an assistant coach to Ryan at UW-Platteville from 1993-99. During Gard's years on the Pioneer staff, UW-Platteville compiled a 161-13 (.925) record and won three NCAA Division III titles, five straight Wisconsin Intercollegiate Athletic Conference (WIAC) championships and appeared in six consecutive NCAA tournaments.

## GARD YEAR-BY-YEAR

Year	School	Record	Pct.	Conf.	Record	Place	Postseason
2015-16	Wisconsin	15-8	.652	Big Ten	12-6	T-3rd	NCAA Sweet 16
2016-17	Wisconsin	27-10	.730	Big Ten	12-6	T-2nd	NCAA Sweet 16
2017-18	Wisconsin	15-18	.455	Big Ten	7-11	9th	--
2018-19	Wisconsin	23-11	.676	Big Ten	14-6	4th	NCAA First Round
2019-20	Wisconsin	21-10	.677	Big Ten	14-6	T-1st	Postseason canceled
2020-21	Wisconsin	18-12	.600	Big Ten	10-10	6th	NCAA Second Round
2021-22	Wisconsin	16-3	.842	Big Ten	7-2	--	
<b>Totals (7 seasons)</b>		<b>135-73</b>	<b>(.649)</b>		<b>76-47</b>	<b>(.618)</b>	<b>4 NCAA appearances</b>

## GARD vs. DIVISION I TEAMS

Team	Home	Away	Neut.	Total	Team	Home	Away	Neut.	Total
Arkansas-Pine Bluff	1-0	0-0	0-0	1-0	North Carolina	0-0	0-0	1-1	1-1
Baylor	0-0	0-0	0-2	0-2	North Carolina State	1-0	0-1	0-0	1-1
Central Arkansas	1-0	0-0	0-0	1-0	Northwestern	3-2	4-1	1-0	7-3
Chicago State	2-0	0-0	0-0	2-0	Notre Dame	0-0	0-0	0-1	0-1
Coppin State	1-0	0-0	0-0	1-0	Ohio State	4-2	2-2	0-0	6-4
Creighton	0-0	0-1	0-0	0-1	Oklahoma	1-0	0-0	1-0	2-0
Eastern Illinois	2-0	0-0	0-0	2-0	Oregon	0-0	0-0	0-1	0-1
Florida	0-0	0-0	0-1	0-1	Penn State	3-0	4-1	1-0	8-1
Florida A&M	1-0	0-0	0-0	1-0	Pittsburgh	0-0	0-0	1-0	1-0
Georgetown	0-0	0-0	1-0	1-0	Prairie View A&M	1-0	0-0	0-0	1-0
Georgia Tech	0-0	1-0	0-0	1-0	Providence	0-0	0-0	0-0	0-1
Grambling State	1-0	0-0	0-0	1-0	Purdue	2-2	1-5	0-0	3-7
Green Bay	6-0	0-0	0-0	6-0	Rhode Island	1-0	0-0	0-0	1-0
Houston	0-0	0-0	1-0	1-0	Rider	1-0	0-0	0-0	1-0
Houston Baptist	1-0	0-0	0-0	1-0	Richmond	0-0	0-0	0-1	0-1
Idaho State	1-0	0-0	0-0	1-0	Rutgers	4-0	1-2	1-0	6-2
Illinois	3-2	4-1	0-0	7-3	St. Francis Brooklyn	1-0	0-0	0-0	1-0
Illinois State	1-0	0-0	0-0	1-0	Saint Mary's	0-0	0-0	1-1	1-1
Indiana	6-0	2-2	1-0	9-2	Savannah State	1-0	0-0	0-0	1-0
Iowa	2-2	2-3	0-1	4-6	South Carolina State	1-0	0-0	0-0	1-0
Louisville	1-0	0-0	0-0	1-0	Stanford	0-0	0-0	1-0	1-0
Loyola	1-0	0-0	0-0	1-0	Syracuse	1-0	0-0	0-0	1-0
Marquette	2-1	1-2	0-0	3-3	Temple	0-0	0-1	0-0	0-1
Maryland	3-2	3-2	1-0	7-4	Tennessee	0-0	1-0	1-0	2-0
UMass Lowell	1-0	0-0	0-0	1-0	Texas A&M	0-0	0-0	1-0	1-0
McNeese State	1-0	0-0	0-0	1-0	UCLA	0-0	0-0	0-1	0-1
Michigan	3-2	1-3	0-1	4-6	Villanova	0-0	0-0	1-0	1-0
Michigan State	2-3	1-4	0-2	3-9	Virginia	0-0	0-1	0-1	0-2
Milwaukee	2-0	0-0	0-0	2-0	Virginia Tech	0-0	0-0	1-0	1-0
Minnesota	4-1	3-1	0-0	7-2	Western Kentucky	1-0	0-1	0-0	1-1
Nebraska	3-1	5-1	1-1	9-3	Xavier	0-1	1-0	1-0	2-1
New Mexico	0-0	0-0	0-1	0-1	Yale	1-0	0-0	0-0	1-0
Nicholls	1-0	0-0	0-0	1-0	<b>Total</b>	<b>80-22</b>	<b>37-35</b>	<b>18-16</b>	<b>135-73</b>



0 | JAHCOBI NEATH

Junior | Guard | 6-4 | 196  
Toronto, Ontario | Crestwood Prep (Wake Forest)



Twitter: N/A | Instagram: @jahcobiii

INDIVIDUAL BENCHMARKS

	SEASON	CAREER
GP/GS	11/1	61/10
10+ POINTS:	0	6
20+ POINTS:	0	0
3+ FGS MADE:	0	12
2+ ASSISTS:	1	28
2+ STEALS:	1	8
20+ MINUTES:	1	21
1.000 FT %:	2	12

GET TO KNOW JAHCOBI

Jahcobi Neath begins his first season with the Badgers after transferring from Wake Forest. The Toronto, Ontario native played the last two seasons for the Demon Deacons and had an immediate impact as a true freshman in 2019-20. Neath played in 30 games and started five, averaging 5.3 points and 2.2 assists per game his first season, shooting 42.2 percent from the floor, including 48 percent from 3-point range. Last season as a sophomore, Neath played in 20 games for Wake Forest and made four starts. He averaged 3.8 points and 1.7 assists in 15.8 minutes per game. Neath represented Canada at the U18 and U19 levels, playing internationally at the 2019 FIBA U19 World Cup. In high school, he played at Crestwood Prep in Toronto and led the Lions to the 2019 national championship, averaging 26 points, seven rebounds and four assists per game his senior season.

- TOP CAREER PERFORMANCES
- **NICHOLLS (12/15/21):** Made his first start at Wisconsin, finishing with 9 points and a career-high 7 rebounds, plus 2 assists
  - Played a career-high 34 minutes in a matchup against Pittsburgh (3/10/20) where he scored 6 points, secured 4 rebounds, and added 6 assists
  - Posted back-to-back 16-point contests against Georgia Tech (2/19/20) and Duke (2/25/20)

SEASON HIGHS

POINTS: 9 vs. Nicholls (12/15/21)  
FIELD GOALS: 3 vs. Nicholls (12/15/21)  
FG ATTEMPTS: 6 vs. Nicholls (12/15/21)  
3-POINT FGS: 1 (3x) MR vs. Michigan State (1/21/22)  
3-POINT FGAS: 3 vs. Michigan State (1/21/22)  
FREE THROWS: 2 (2x) MR vs. Nicholls (12/15/21)  
FT ATTEMPTS: 2 (3x) MR vs. Nicholls (12/15/21)  
REBOUNDS: 7 vs. Nicholls (12/15/21)  
ASSISTS: 2 vs. Nicholls (12/15/21)  
BLOCKS: --  
STEALS: 2 vs. Marquette (12/4/21)  
MINUTES: 27 vs. Nicholls (12/15/21)

CAREER HIGHS

POINTS: 16 (2x) MR vs. Duke (2/25/20)\*  
FIELD GOALS: 5 (2x) MR vs. Longwood (11/27/20)\*  
FG ATTEMPTS: 10 (2x) MR at BC (2/10/21)\*  
3-POINT FGS: 2 (2x) MR at NC State (1/27/21)\*  
3-POINT FGAS: 5 at Virginia Tech (2/27/21)\*  
FREE THROWS: 9 vs. Duke (2/25/20)\*  
FT ATTEMPTS: 12 vs. Duke (2/25/20)\*  
REBOUNDS: 7 vs. Nicholls (12/15/21)  
ASSISTS: 6 (3x) MR vs. Del. St (11/25/20)\*  
BLOCKS: 1 (3x) MR vs. Duke (2/17/21)\*  
STEALS: 3 vs. Catawba (12/31/20)\*  
MINUTES: 34 vs. Pittsburgh (3/10/20)  
\*recorded at Wake Forest

GAME-BY-GAME STATISTICS

Opponent	Date	gs	min	Total	3-Pointers	Free throws	Rebounds	pf	a	to	blk	stl	pts	avg						
ST. FRANCIS BROOKLYN	11/09/21	18	1-5	.200	0-0	.000	2-2	1.000	2	0	2	2.0	0	0	4	4.0				
at Georgia Tech	12/01/21	6	1-3	.333	0-1	.000	0-0	.000	0	0	0	1.0	0	0	0	2	3.0			
MARQUETTE	12/04/21	9	0-3	.000	0-2	.000	1-2	.500	0	1	1	1.0	3	1	0	2	1	2.3		
at Ohio St.	12/11/21	6	0-1	.000	0-0	.000	0-0	.000	0	1	1	1.0	0	1	0	0	0	1.8		
NICHOLLS ST.	12/15/21 *	27	3-6	.500	1-1	1.000	2-2	1.000	2	5	7	2.2	3	2	0	1	1	9	3.2	
at Purdue	01/03/22	2	0-1	.000	0-1	.000	1-2	.500	0	1	1	2.0	1	0	0	0	0	1	2.8	
IOWA	01/06/22	13	1-3	.333	0-1	.000	0-1	.000	1	3	4	2.3	1	1	1	0	0	2	2.7	
OHIO ST.	01/13/22	5	1-2	.500	1-1	1.000	0-0	.000	0	0	0	2.0	0	0	0	0	0	3	2.8	
at Northwestern	01/18/22	2	0-0	.000	0-0	.000	0-0	.000	0	0	0	1.8	0	0	0	0	0	0	2.4	
MICHIGAN ST.	01/21/22	11	1-3	.333	1-3	.333	0-0	.000	0	0	0	1.6	0	0	0	0	0	3	2.5	
at Nebraska	01/27/22	2	0-1	.000	0-0	.000	0-0	.000	0	0	0	1.5	0	0	0	0	0	0	2.3	
Totals		1	101	8-28	.286	3-10	.300	6-9	.667	5	11	16	1.5	8	5	2	1	3	25	2.3

Games played: 11  
Minutes/game: 9.2  
Points/game: 2.3  
FG Pct: 28.6  
3FG Pct: 30.0  
FT Pct: 66.7

Rebounds/game: 1.5  
Assists/game: 0.5  
Turnovers/game: 0.2  
Assist/turnover ratio: 2.5  
Steals/game: 0.3  
Blocks/game: 0.1

CAREER STATISTICS

Overall	3-Point	Rebounding															
Year	GP-GS	Min/Avg	FG-FGA	Pct	FG-FGA	Pct	FT-FTA	Pct	Off-Def	Tot	Avg	PF-FO	Ast	TO	Blk	Stl	Pts/Avg
2019-20*	30-5	554/18.5	54-128	.422	12-25	.480	38-65	.585	7-49	56	1.9	49-0	67	53	1	15	158/5.3
2020-21*	20-4	316/15.8	25-70	.357	6-27	.222	19-21	.905	4-31	35	1.8	28-0	33	35	2	9	75/3.8
2021-22	11-1	102/9.3	8-28	.286	3-10	.300	6-9	.667	5-11	16	1.5	8-0	5	2	1	3	25/2.2
Total	61-10	972/15.9	87-226	.385	21-62	.339	63-95	.663	16-91	107	1.8	85-0	105	90	4	27	258/4.2

\*at Wake Forest

Conference	3-Point	Rebounding															
Year	GP-GS	Min/Avg	FG-FGA	Pct	FG-FGA	Pct	FT-FTA	Pct	Off-Def	Tot	Avg	PF-FO	Ast	TO	Blk	Stl	Pts/Avg
2019-20*	20-4	366/18.3	38-86	.442	10-18	.556	29-46	.630	6-30	36	1.8	36-0	42	31	0	8	115/5.8
2020-21*	17-3	252/14.8	16-50	.320	6-26	.231	9-11	.818	3-21	24	1.4	20-0	25	30	2	4	47/2.8
2021-22	7-0	42/6.0	3-11	.273	2-6	.333	1-3	.333	1-5	6	0.9	2-0	2	1	0	0	9/1.3
Total	44-7	660/15.0	57-147	.388	18-50	.360	39-60	.650	10-56	66	1.5	58-0	69	62	2	12	171/3.9

\*Atlantic Coast Conference (ACC)

1 | JOHNNY DAVIS

Sophomore | Guard | 6-5 | 194

La Crosse, Wis. | La Crosse Central High School



Twitter: @JohnnyDavis | Instagram: @johnnydavis

INDIVIDUAL BENCHMARKS

	SEASON	CAREER
GP/GS	17/17	48/17
10+ POINTS:	17	26
20+ POINTS:	11	11
2+ 3-PTERS MADE:	8	9
3+ ASSISTS:	7	11
5+ REBOUNDS:	15	27
LED UW IN PTS:	12	14
LED UW IN REB:	9	15

GET TO KNOW JOHNNY

Sophomore Johnny Davis has established himself as one of the best players in college basketball. His midseason resume includes MVP honors at the Maui Invitational, nomination to the Wooden Award Midseason Top-25 Watch List, as well as a 37-point, 14-rebound virtuoso performance in a win at No. 3 Purdue. Last season, Davis played in all 31 games, averaging 24.4 minutes per game (fifth-most on the team). The 6-foot-5 guard averaged 7.0 points and 4.1 rebounds per game last season, including a season-high 17 points (6-7 FG, 4-4 3FG) in a win over Penn State. A four-star recruit by Rivals, Johnny Davis was named Wisconsin Mr. Basketball as a senior at La Crosse Central. He finished his high school career as Central's all-time leading scorer with 2,158 points. Along with twin brother and fellow Badger, Jordan, he helped lead Central to the WIAA Division 2 state tournament and capture the state title in 2017. In football, Davis was a first-team all-state QB. Davis' father, Mark, played 13 seasons of professional basketball, including 31 games for the Milwaukee Bucks (1988-89, after being selected in the 4th Round of the 1985 NBA Draft by the Cleveland Cavaliers).

HONORS

- 2021-22 Wooden Award Midseason Top 25
- 2021 Maui Invitational Tournament MVP
- 2x Big Ten Player of the Week (11/29/21, 1/10/22)
- Gold medal with USA at 2021 FIBA U19 World Cup

TOP SEASON PERFORMANCES

- **#3 PURDUE (1/3/22):** Career-high 37 points, plus career-best 14 rebounds, 3 ast, 2 blk, 2 stl in road win
- **INDIANA (12/8/21):** Scored 25 points, including the go-ahead 3 with 1:18 remaining, to lead UW in a 22-point comeback win
- **IOWA (1/6/22):** Led the team in points (26), rebounds (9), and assists (5 - matched a career high)
- **#12 HOUSTON (11/23/21):** Had a then career-high 30 points to lead UW to an upset win at Maui Inv.

SEASON HIGHS

POINTS: 37 at Purdue (1/3/22)  
FIELD GOALS: 13 at Purdue (1/3/22)  
FG ATTEMPTS: 24 at Purdue (1/3/22)  
3-POINT FGs: 4 (2x) MR at Northwestern (1/18/22)  
3-POINT FGAS: 7 (4x) MR at Maryland (1/9/22)  
FREE THROWS: 9 at Purdue (1/3/22)  
FT ATTEMPTS: 12 at Purdue (1/3/22)  
REBOUNDS: 14 at Purdue (1/3/22)  
ASSISTS: 5 (3x) MR vs. Iowa (1/6/21)  
BLOCKS: 2 (2x) MR at Purdue (1/3/22)  
STEALS: 4 vs. Houston (11/23/21)  
MINUTES: 38 (5x) MR vs. Michigan State (1/21/22)

CAREER HIGHS

POINTS: 37 at Purdue (1/3/22)  
FIELD GOALS: 13 at Purdue (1/3/22)  
FG ATTEMPTS: 24 at Purdue (1/3/22)  
3-POINT FGs: 4 (3x) MR at Northwestern (1/18/22)  
3-POINT FGAS: 7 (4x) MR at Maryland (1/9/22)  
FREE THROWS: 9 at Purdue (1/3/22)  
FT ATTEMPTS: 12 at Purdue (1/3/22)  
REBOUNDS: 14 at Purdue (1/3/22)  
ASSISTS: 5 (3x) MR vs. Iowa (1/6/21)  
BLOCKS: 2 (5x) MR at Purdue (1/3/22)  
STEALS: 4 (2x) MR vs. Houston (11/23/21)  
MINUTES: 41 vs. Indiana (1/7/21)

GAME-BY-GAME STATISTICS

Opponent	Date	gs	min	Total		3-Pointers		Free throws		Rebounds				pf	a	t/o	blk	stl	pts	avg	
				fg-fga	pct	3fg-fga	pct	ft-fa	pct	off	def	tot	avg								
ST. FRANCIS BROOKLYN	11/09/21	*	26	6-15	.400	2-6	.333	1-2	.500	1	2	3	3.0	0	5	0	0	2	15	15.0	
GREEN BAY	11/12/21	*	25	5-16	.313	0-3	.000	5-6	.833	2	3	5	4.0	1	2	0	1	1	15	15.0	
vs Texas A&M	11/22/21	*	38	8-18	.444	1-5	.200	4-4	1.000	3	6	9	5.7	1	2	3	0	2	21	17.0	
vs Houston	11/23/21	*	37	10-18	.556	4-7	.571	6-6	1.000	0	4	4	5.3	1	1	2	2	4	30	20.3	
vs Saint Mary's (CA)	11/24/21	*	32	7-17	.412	1-1	1.000	5-5	1.000	2	5	7	5.6	1	1	3	0	1	20	20.2	
at Georgia Tech	12/01/21	*	37	4-9	.444	2-4	.500	5-8	.625	2	4	6	5.7	2	5	4	1	1	15	19.3	
MARQUETTE	12/04/21	*	30	9-14	.643	1-1	1.000	6-8	.750	0	5	5	5.6	1	1	1	1	0	25	20.1	
INDIANA	12/08/21	*	37	8-17	.471	1-3	.333	6-7	.857	1	8	9	6.0	1	1	3	1	0	23	20.5	
at Ohio St.	12/11/21	*	38	11-22	.500	2-7	.286	0-0	.000	1	6	7	6.1	4	3	1	0	3	24	20.9	
ILLINOIS ST.	12/29/21	*	37	6-22	.273	0-3	.000	8-9	.889	3	8	11	6.6	3	5	2	1	1	20	20.8	
at Purdue	01/03/22	*	38	13-24	.542	2-5	.400	9-12	.750	1	13	14	7.3	2	3	3	2	2	37	22.3	
IOWA	01/06/22	*	35	10-18	.556	3-7	.429	3-5	.600	1	8	9	7.4	3	5	2	0	0	26	22.6	
at Maryland	01/09/22	*	37	7-19	.368	1-7	.143	4-5	.800	0	7	7	7.4	1	1	3	1	1	19	22.3	
OHIO ST.	01/13/22	*	34	4-18	.222	1-5	.200	5-6	.833	2	7	9	7.5	2	2	4	0	1	14	21.7	
at Northwestern	01/18/22	*	38	8-15	.533	4-5	.800	7-10	.700	1	7	8	7.5	0	2	3	0	3	27	22.1	
MICHIGAN ST.	01/21/22	*	38	8-20	.400	2-4	.500	7-8	.875	2	3	5	7.4	3	4	3	1	1	25	22.3	
at Nebraska	01/27/22	*	31	5-12	.417	0-1	.000	3-5	.600	1	8	9	7.5	2	2	1	0	1	13	21.7	
Totals			17	588	129-294	.439	27-74	.365	84-106	.792	23	104	127	7.5	28	45	38	11	24	369	21.7
Games played: 17										Rebounds/game: 7.5											
Minutes/game: 34.6										Assists/game: 2.6											
Points/game: 21.7										Turnovers/game: 2.2											
FG Pct: 43.9										Assist/turnover ratio: 1.2											
3FG Pct: 36.5										Steals/game: 1.4											
FT Pct: 79.2										Blocks/game: 0.6											

CAREER STATISTICS

Overall					3-Point				Rebounding									
Year	GP-GS	Min/Avg	FG-FGA	Pct	FG-FGA	Pct	FT-FTA	Pct	Off-Def	Tot	Avg	PF-FO	Ast	TO	Blk	Stl	Pts/Avg	
2020-21	31-0	753/24.3	86-195	.441	14-36	.389	32-44	.727	34-94	128	4.1	66-0	35	34	18	34	218/7.0	
2021-22	17-17	588/34.6	129-295	.437	27-75	.360	84-106	.792	23-104	127	7.5	28-0	44	38	11	24	369/21.7	
Total	48-17	1341/27.9	215-490	.439	41-111	.369	116-150	.773	57-198	255	5.3	94-0	79	72	29	58	587/12.2	
Conference					3-Point				Rebounding									
Year	GP-GS	Min/Avg	FG-FGA	Pct	FG-FGA	Pct	FT-FTA	Pct	Off-Def	Tot	Avg	PF-FO	Ast	TO	Blk	Stl	Pts/Avg	
2020-21	20-0	503/25.2	52-127	.409	9-26	.346	21-29	.724	22-56	78	3.9	48-0	19	23	10	26	134/6.7	
2021-22	9-9	325/36.1	74-165	.448	16-44	.364	44-58	.759	10-67	77	8.6	18-0	23	23	5	12	208/23.1	
Total	29-9	828/28.6	126-292	.432	25-70	.357	65-87	.747	32-123	155	5.3	66-0	42	46	15	38	342/11.8	

5 | TYLER WAHL

Junior | Forward | 6-9 | 221  
Lakeville, Minn. | Lakeville North High School



Twitter: @tjwahl01 | Instagram: @tjwahl01

INDIVIDUAL BENCHMARKS

	SEASON	CAREER
GP/GS:	18/18	80/39
10+ POINTS:	8	13
20+ POINTS:	2	2
5+ REBOUNDS:	11	31
10+ REBOUNDS:	3	6
DOUBLE-DOUBLES:	1	3
2+ BLOCKS:	4	10
LED UW IN PTS:	1	2
LED UW IN REB:	4	11

GET TO KNOW TYLER

Junior forward Tyler Wahl has had an immediate impact at Wisconsin since stepping onto campus. Having now played in 80 career games as a Badger, the Lakeville, Minnesota native played in all 31 games for the Badgers last season (18 starts). Averaging 5.2 points, 4.3 rebounds and 1.0 steals per game last year, one of Wahl's best games came when he led the Badgers in scoring for the first time in his career with 14 points, plus a team-high 6 rebounds and 2 assists in a win vs. Northwestern. As a prep senior at Lakeville North, Wahl averaged 18.0 points, 10.0 rebounds and 6.6 assists per game, leading the Panthers to a 27-5 record, the school's first-ever conference title, and an appearance in the Class AAAA state championship game. He earned back-to-back AP second-team All-State honors as a junior and senior, setting the school record for rebounds (905) and finishing third in Panther history with 1,397 points.

HONORS

- 2021 Maui Invitational All-Tournament Team

TOP SEASON PERFORMANCES

- **#16 OHIO STATE (1/13/22):** Scored 20 points (8-10 FG), plus 7 rebounds, a career-high 6 assists, and matched a career high 3 steals.
- **MARYLAND (1/9/22):** Finished with a career-high 21 points and added five rebounds and two assists
- **IOWA (1/6/22):** Scored 16 points (6-7 FG), while pulling down a team-leading 9 rebounds
- **INDIANA (12/8/21):** Season-high 12 rebounds, plus 7 pts, 3 blk and 3 ast in UW's comeback win
- **SAINT MARY'S (11/24/21):** Scored a then career-high 18 points in the Maui Invitational championship game, adding 5 rebounds and a career-high 4 blocks
- **PROVIDENCE (11/15/21):** Career-high 16 points (7-12 FG), plus 5 rebounds and 2 blocks

SEASON HIGHS

POINTS: 21 at Maryland (1/9/21)  
FIELD GOALS: 8 (2x) MR vs. Ohio State (1/13/22)  
FG ATTEMPTS: 12 (3x) MR at Northwestern (1/18/22)  
3-POINT FGS: 2 vs. Ohio State (1/13/22)  
3-POINT FGAS: 4 vs. Ohio State (1/13/22)  
FREE THROWS: 8 vs. Illinois St (12/29/21)  
FT ATTEMPTS: 12 vs. Illinois St (12/29/21)  
REBOUNDS: 12 vs. Indiana (12/8/21)  
ASSISTS: 6 vs. Ohio State (1/13/22)  
BLOCKS: 4 vs. Saint Mary's (11/24/21)  
STEALS: 3 (2x) MR vs. Ohio State (1/13/22)  
MINUTES: 36 (2x) MR vs. Saint Mary's (11/24/21)

CAREER HIGHS

POINTS: 21 at Maryland (1/9/21)  
FIELD GOALS: 8 (2x) MR vs. Ohio State (1/13/22)  
FG ATTEMPTS: 12 (3x) MR at Northwestern (1/18/22)  
3-POINT FGS: 2 (3x) MR vs. Ohio State (1/13/22)  
3-POINT FGAS: 5 at Nebraska (2/10/21)  
FREE THROWS: 8 vs. Illinois St (12/29/21)  
FT ATTEMPTS: 12 vs. Illinois St (12/29/21)  
REBOUNDS: 15 vs. Green Bay (12/1/20)  
ASSISTS: 6 vs. Ohio State (1/13/22)  
BLOCKS: 4 vs. Saint Mary's (11/24/21)  
STEALS: 3 (5x) MR vs. Ohio State (1/13/22)  
MINUTES: 36 (3x) MR vs. Saint Mary's (11/24/21)

GAME-BY-GAME STATISTICS

Opponent	Date	gs	min	Total		3-Pointers		Free throws		Rebounds				pf	a	t/o	blk	stl	pts	avg	
				fg-fga	pct	3fg-fga	pct	ft-fa	pct	off	def	tot	avg								
ST. FRANCIS BROOKLYN	11/09/21	*	17	1-3	.333	0-1	.000	3-4	.750	1	3	4	4.0	2	1	2	0	0	5	5.0	
GREEN BAY	11/12/21	*	20	1-2	.500	0-0	.000	0-0	.000	1	4	5	4.5	1	2	1	2	0	2	3.5	
PROVIDENCE	11/15/21	*	36	7-12	.583	0-2	.000	2-3	.667	3	2	5	4.7	4	0	1	2	0	16	7.7	
vs Texas A&M	11/22/21	*	30	3-8	.375	0-2	.000	0-0	.000	2	2	4	4.5	0	1	2	1	3	6	7.3	
vs Houston	11/23/21	*	32	4-10	.400	0-2	.000	1-2	.500	1	6	7	5.0	2	1	0	0	0	9	7.6	
vs Saint Mary's (CA)	11/24/21	*	36	6-9	.667	0-0	.000	6-6	1.000	1	4	5	5.0	4	0	1	4	1	18	9.3	
at Georgia Tech	12/01/21	*	33	4-8	.500	0-0	.000	1-3	.333	0	3	3	4.7	2	1	0	2	1	9	9.3	
MARQUETTE	12/04/21	*	34	2-9	.222	0-2	.000	1-1	1.000	2	3	5	4.8	1	3	0	1	0	5	8.8	
INDIANA	12/08/21	*	28	2-7	.286	0-1	.000	3-4	.750	3	9	12	5.6	2	3	0	3	1	7	8.6	
at Ohio St.	12/11/21	*	23	1-7	.143	0-3	.000	1-1	1.000	0	1	1	5.1	3	2	2	1	1	3	8.0	
NICHOLLS ST.	12/15/21	*	32	4-8	.500	0-2	.000	4-6	.667	0	4	4	5.0	2	2	3	0	1	12	8.4	
ILLINOIS ST.	12/29/21	*	32	5-8	.625	0-0	.000	8-12	.667	1	5	6	5.1	1	0	1	0	1	18	9.2	
at Purdue	01/03/22	*	21	3-4	.750	0-1	.000	0-0	.000	1	3	4	5.0	5	1	1	0	1	6	8.9	
IOWA	01/06/22	*	31	6-7	.857	0-0	.000	4-8	.500	3	6	9	5.3	2	2	1	1	2	16	9.4	
at Maryland	01/09/22	*	30	8-12	.667	0-1	.000	5-5	1.000	1	4	5	5.3	4	2	0	1	0	21	10.2	
OHIO ST.	01/13/22	*	34	8-10	.800	2-4	.500	2-3	.667	2	5	7	5.4	2	6	1	0	3	20	10.8	
at Northwestern	01/18/22	*	32	5-12	.417	1-1	1.000	3-6	.500	1	10	11	5.7	3	4	2	0	1	14	11.0	
at Nebraska	01/27/22	*	22	1-5	.200	0-0	.000	2-2	1.000	1	9	10	5.9	3	1	3	0	0	4	10.6	
Totals			18	523	71-141	.504	3-22	.136	46-66	.697	24	83	107	5.9	43	32	21	18	16	191	10.6

Games played: 18  
Minutes/game: 29.1  
Points/game: 10.6  
FG Pct: 50.4  
3FG Pct: 13.6  
FT Pct: 69.7

Rebounds/game: 5.9  
Assists/game: 1.8  
Turnovers/game: 1.2  
Assist/turnover ratio: 1.5  
Steals/game: 0.9  
Blocks/game: 1.0

CAREER STATISTICS

Overall					3-Point				Rebounding										Pts/Avg
Year	GP-GS	Min/Avg	FG-FGA	Pct	FG-FGA	Pct	FT-FTA	Pct	Off-Def	Tot	Avg	PF-FO	Ast	TO	Blk	Stl			
2019-20	31-3	478/15.4	34-79	.430	6-28	.214	7-18	.389	34-48	82	2.6	64-0	32	33	5	20	81/2.6		
2020-21	31-18	765/24.7	58-133	.436	10-36	.278	34-60	.567	33-100	133	4.3	68-0	42	28	21	31	160/5.2		
2021-22	18-18	523/29.1	71-142	.500	3-22	.136	46-66	.697	24-83	107	5.9	43-0	32	21	18	16	191/10.6		
Total	80-39	1766/22.1	163-354	.460	19-86	.221	87-144	.604	91-231	322	4.0	175	106	82	44	67	432/5.4		
Conference					3-Point				Rebounding										Pts/Avg
Year	GP-GS	Min/Avg	FG-FGA	Pct	FG-FGA	Pct	FT-FTA	Pct	Off-Def	Tot	Avg	PF-FO	Ast	TO	Blk	Stl			
2019-20	20-3	309/15.5	23-54	.426	2-18	.111	2-8	.250	23-27	50	2.5	40-0	19	21	4	14	50/2.5		
2020-21	20-14	524/26.2	41-95	.432	8-28	.286	19-37	.514	23-62	85	4.3	44-0	29	18	9	17	109/5.5		
2020-21	8-8	221/27.6	34-64	.531	3-11	.273	20-29	.690	12-47	59	7.4	24-0	21	10	6	9	91/11.4		
Total	48-25	1054/22.0	98-213	.460	13-57	.228	41-74	.554	58-136	194	4.0	108-0	69	49	19	40	250/5.2		



20 | BEN CARLSON

Sophomore | Forward | 6-9 | 226  
Woodbury, Minn. | East Ridge High School



Twitter: @ben\_carlson20 | Instagram: @bencarlson20

INDIVIDUAL BENCHMARKS

	SEASON	CAREER
GP/GS:	18/2	25/2
10+ POINTS:	0	0
20+ POINTS:	0	0
5+ REBOUNDS:	3	3
2+ ASSISTS:	1	2
2+ STEALS:	0	0

GET TO KNOW BEN

A four-star recruit by ESPN, 247Sports and Rivals, sophomore forward Ben Carlson appeared in seven games last season before an injury sidelined him for the rest of the year. The Woodbury, Minnesota native scored 13 points in last year’s season opener. A finalist for Minnesota Mr. Basketball as a high school senior, Carlson went down as one of the most decorated players in East Ridge High School history. The 6-foot-9 forward set school records for career points (2,004), rebounds (1,083) and blocked shots (145). Carlson also became the first player in program history to be nominated to the McDonalds All-American Game in 2020. His senior season, Carlson averaged 24.3 points and 11.7 rebounds per game while leading the Raptors to a 20-7 record and a conference title. As a junior, he led East Ridge to the Minnesota Class AA state tournament while averaging a double-double (16 ppg, 11.3 rpg). Off the court, Carlson was a member of National Honors Society.

- HONORS
- Four-star recruit (ESPN, 247 Sports, Rivals)
  - No. 88 in ESPN 100 (2020)
  - 2020 Mr. Minnesota Basketball finalist

- TOP CAREER PERFORMANCES
- **#14 MICHIGAN STATE (1/21/22):** Second start and scored six points in a career-high 23 minutes.
  - **PROVIDENCE (11/15/21):** Made first career start as a Badger and posted two points and three rebounds.
  - **GREEN BAY (11/12/21):** Scored five points and grabbed a career-high seven rebounds
  - **EASTERN ILLINOIS (11/25/20):** In his first game as a Badger, scored 13 points and recorded two rebounds, a block, and an assist.
  - **ARK.-PINE BLUFF (11/27/20):** Scored three points and added two assists, two rebounds, and a block.

SEASON HIGHS

POINTS: 6 (2x) MR at Nebraska (1/27/22)  
FIELD GOALS: 3 at Nebraska (1/27/22)  
FG ATTEMPTS: 7 (2x) MR at Nebraska (1/27/22)  
3-POINT FGS: 1 vs. Michigan State (1/21/22)  
3-POINT FGAS: 3 (2x) MR vs. Michigan State (1/21/22)  
FREE THROWS: 1 (4x) MR vs. Michigan State (1/21/22)  
FT ATTEMPTS: 2 (2x) MR at Ohio State (12/11/21)  
REBOUNDS: 7 vs. Green Bay (11/12/21)  
ASSISTS: 2 vs. Houston (11/23/21)  
BLOCKS: 1 vs. Providence (11/15/21)  
STEALS: 1 vs. Michigan State (1/21/22)  
MINUTES: 23 vs. Michigan State (1/21/22)

CAREER HIGHS

POINTS: 13 vs. Eastern Illinois (11/25/20)  
FIELD GOALS: 4 vs. Eastern Illinois (11/25/20)  
FG ATTEMPTS: 7 (2x) MR at Nebraska (1/27/22)  
3-POINT FGS: 1 (2x) MR vs. Michigan State (1/21/22)  
3-POINT FGAS: 3 (2x) MR vs. Michigan State (1/21/22)  
FREE THROWS: 4 vs. Eastern Illinois (11/25/20)  
FT ATTEMPTS: 4 (2x) MR vs. UAPB (11/27/20)  
REBOUNDS: 7 vs. Green Bay (11/12/21)  
ASSISTS: 2 (2x) MR vs. Houston (11/23/21)  
BLOCKS: 1 (3x) MR vs. Providence (11/15/21)  
STEALS: 1 (2x) MR vs. Michigan State (1/21/22)  
MINUTES: 23 vs. Michigan State (1/21/22)

GAME-BY-GAME STATISTICS

Opponent	Date	gs	min	Total		3-Pointers		Free throws		Rebounds			pf	a	t/o	blk	stl	pts	avg
				fg	fga	pct	3fg	3fga	pct	ft	fta	pct							
ST. FRANCIS BROOKLYN	11/09/21	19		2-3	.667	0-0	.000	0-0	.000	2	3	5.0	0	0	0	0	0	4	4.0
GREEN BAY	11/12/21	18		2-6	.333	0-1	.000	1-1	1.000	1	6	7.0	0	1	0	0	0	5	4.5
PROVIDENCE	11/15/21	19	*	1-7	.143	0-3	.000	0-0	.000	2	1	3.0	0	0	1	1	0	2	3.7
vs Texas A&M	11/22/21	4		0-1	.000	0-1	.000	0-0	.000	0	0	0.0	0	0	0	0	0	0	2.8
vs Houston	11/23/21	12		2-3	.667	0-1	.000	0-0	.000	0	2	3.4	0	2	0	0	0	4	3.0
vs Saint Mary's (CA)	11/24/21	10		0-1	.000	0-0	.000	0-1	.000	1	3	4.5	1	0	1	0	0	0	2.5
at Georgia Tech	12/01/21	1		0-0	.000	0-0	.000	0-0	.000	0	0	0.0	0	0	0	0	0	0	2.1
MARQUETTE	12/04/21	4		1-1	1.000	0-0	.000	0-0	.000	0	0	2.6	0	0	0	0	0	2	2.1
INDIANA	12/08/21	20		1-4	.250	0-2	.000	1-2	.500	2	2	4.8	1	0	0	0	0	3	2.2
at Ohio St.	12/11/21	13		0-3	.000	0-2	.000	1-2	.500	0	2	2.7	1	0	0	0	0	1	2.1
NICHOLLS ST.	12/15/21	9		2-5	.400	0-1	.000	0-0	.000	2	2	4.8	0	0	0	0	0	4	2.3
at Purdue	01/03/22	4		0-0	.000	0-0	.000	0-0	.000	0	0	2.6	0	0	0	0	0	0	2.1
IOWA	01/06/22	1		0-1	.000	0-0	.000	0-0	.000	0	0	2.4	0	0	0	0	0	0	1.9
at Maryland	01/09/22	2		0-0	.000	0-0	.000	0-0	.000	0	0	2.2	0	0	0	0	0	0	1.8
OHIO ST.	01/13/22	0		0-0	.000	0-0	.000	0-0	.000	0	0	2.1	0	0	0	0	0	0	1.7
at Northwestern	01/18/22	1		0-0	.000	0-0	.000	0-0	.000	0	0	1.9	0	0	0	0	0	0	1.6
MICHIGAN ST.	01/21/22	23	*	2-6	.333	1-3	.333	1-1	1.000	1	1	2.9	2	0	2	0	1	6	1.8
at Nebraska	01/27/22	22		3-7	.429	0-1	.000	0-0	.000	4	1	5.2	0	0	0	0	0	6	2.1
Totals		2	182	16-48	.333	1-15	.067	4-7	.571	15	23	38.2	6	3	6	1	1	37	2.1

Games played: 18  
Minutes/game: 10.1  
Points/game: 2.1  
FG Pct: 33.3  
3FG Pct: 6.7  
FT Pct: 57.1

Rebounds/game: 2.1  
Assists/game: 0.2  
Turnovers/game: 0.3  
Assist/turnover ratio: 0.5  
Steals/game: 0.1  
Blocks/game: 0.1

CAREER STATISTICS

Overall				3-Point				Rebounding									
Year	GP-GS	Min/Avg	FG-FGA	Pct	FG-FGA	Pct	FT-FTA	Pct	Off-Def	Tot	Avg	PF-FO	Ast	TO	Blk	Stl	Pts/Avg
2020-21	7-0	64/9.1	6-11	.545	1-3	.333	7-8	.875	1-5	6	0.9	10-0	4	1	3	1	20/2.9
2021-22	18-2	184/10.2	16-48	.333	1-15	.067	4-7	.571	15-23	38	2.1	6-0	3	6	1	1	37/2.1
Total	25-2	248/9.9	22-59	.373	2-18	.111	11-15	.733	16-28	44	1.8	16-0	7	7	4	2	57/2.3

Conference				3-Point				Rebounding									
Year	GP-GS	Min/Avg	FG-FGA	Pct	FG-FGA	Pct	FT-FTA	Pct	Off-Def	Tot	Avg	PF-FO	Ast	TO	Blk	Stl	Pts/Avg
2020-21																	
2021-22	9-1	87/9.7	6-21	.286	1-8	.125	3-5	.600	7-6	13	1.4	4-0	0	2	0	1	16/1.8
Total	9-1	87/9.7	6-21	.286	1-8	.125	3-5	.600	7-6	13	1.4	4-0	0	2	0	1	16/1.8

22 | STEVEN CROWL

Sophomore | Forward | 7-0 | 234  
Eagan, Minn. | Eastview High School



Twitter: @steven\_crowl | Instagram: @stevencrowl

INDIVIDUAL BENCHMARKS

	SEASON 19/19	CAREER 31/19
GP/GS:	8	8
10+ POINTS:	1	1
20+ POINTS:	7	7
5+ REBOUNDS:	0	0
10+ REBOUNDS:	0	0
DOUBLE-DOUBLES:	2	2
LED UW IN PTS:	4	4
LED UW IN REB:		

GET TO KNOW STEVEN

Steven Crowl enters his second season in the Wisconsin program after appearing in 12 games last year as a true freshman. The 7-foot forward from Eagan, Minnesota scored his first points as a Badger in UW's season opener against Eastern Illinois, while also grabbing his first career rebound. In the first round of the 2021 NCAA Tournament, Crowl played 3 minutes and grabbed 2 rebounds against North Carolina to help UW to an 85-62 win. A three-star recruit by 247Sports and Rivals, Crowl had a standout senior season at Eastview High School where he was a finalist for Minnesota Mr. Basketball finalist. One of the most decorated players in Eastview history, Crowl finished his prep career as the school's all-time leading scorer (1,747 pts), rebounder (832 reb) and shot blocker (103 blk). The 6-foot-9 forward also set Eastview school records for career field-goal percentage (59% FG), rebounds in a season (332), rebounds in a game (19) and single-game field-goal percentage (90% FG). As a senior, he averaged 26.7 points and 12 rebounds per game, while also leading his team in assists (4.3 per contest). Crowl played travel basketball for D1 Minnesota, the same program as current Badger teammate Tyler Wahl.

HONORS

- Three-star recruit (247 Sports and Rivals)
- First-team South Suburban All-Conference 2019
- Section 3AAAA Player of the Year 2019
- 2020 Mr. Minnesota Basketball finalist

TOP SEASON PERFORMANCES

- ILLINOIS ST (12/29/21): Team-high 21 pts (7-8 FG, 2-2 3FG), plus 9 reb for a near double-double.
- MARQUETTE (12/4/21): Scored 15 points (6-9 FG, 2-3 3FG), while grabbing a team-high 8 rebounds.
- ST. FRANCIS BKN (11/9/21): Recorded a near double-double in his first career start, finishing with 11 points, 8 rebounds and 1 block.

SEASON HIGHS

POINTS: 21 vs. Illinois St (12/29/21)  
FIELD GOALS: 7 (2x) MR vs. Illinois St (12/29/21)  
FG ATTEMPTS: 11 vs. Green Bay (11/12/21)  
3-POINT FGS: 2 (5x) MR at Nebraska (1/27/22)  
3-POINT FGAS: 5 at Nebraska (1/27/22)  
FREE THROWS: 5 vs. Illinois St (12/29/21)  
FT ATTEMPTS: 7 vs. Illinois St (12/29/21)  
REBOUNDS: 9 vs. Illinois St (12/29/21)  
ASSISTS: 3 (3x) MR vs. Ohio State (1/13/22)  
BLOCKS: 1 (4x) MR vs. Marquette (12/4/21)  
STEALS: 1 (5x) MR vs. Ohio State (1/13/22)  
MINUTES: 31 vs. Michigan State (1/21/22)

CAREER HIGHS

POINTS: 21 vs. Illinois St (12/29/21)  
FIELD GOALS: 7 (2x) MR vs. Illinois St (12/29/21)  
FG ATTEMPTS: 11 vs. Green Bay (11/12/21)  
3-POINT FGS: 2 (5x) MR at Nebraska (1/27/22)  
3-POINT FGAS: 5 at Nebraska (1/27/22)  
FREE THROWS: 5 vs. Illinois St (12/29/21)  
FT ATTEMPTS: 7 vs. Illinois St (12/29/21)  
REBOUNDS: 9 vs. Illinois St (12/29/21)  
ASSISTS: 3 (3x) MR vs. Ohio State (1/13/22)  
BLOCKS: 1 (5x) MR vs. Marquette (12/4/21)  
STEALS: 1 (5x) MR vs. Ohio State (1/13/22)  
MINUTES: 31 vs. Michigan State (1/21/22)

GAME-BY-GAME STATISTICS

Opponent	Date	gs	min	Total		3-Pointers		Free throws		Rebounds			pf	a	t/o	blk	stl	pts	avg		
				fg	fga	pct	3fg	3fga	pct	ft	fta	pct								off	def
ST. FRANCIS BROOKLYN	11/09/21	*	19	4-9	.444	0-1	.000	3-3	1.000	3	5	8.0	0	0	2	1	0	11	11.0		
GREEN BAY	11/12/21	*	22	7-11	.636	2-4	.500	2-2	1.000	3	4	7.5	0	0	0	0	0	18	14.5		
PROVIDENCE	11/15/21	*	23	1-10	.100	0-4	.000	2-2	1.000	0	4	4	6.3	2	2	1	0	4	11.0		
vs Texas A&M	11/22/21	*	29	4-9	.444	2-3	.667	0-0	.000	1	3	4	5.8	3	2	2	1	0	10	10.8	
vs Houston	11/23/21	*	23	3-6	.500	1-4	.250	1-2	.500	0	1	1	4.8	4	0	1	0	1	8	10.2	
vs Saint Mary's (CA)	11/24/21	*	27	2-7	.286	0-1	.000	0-0	.000	3	4	7.5	3	1	1	0	0	4	9.2		
at Georgia Tech	12/01/21	*	28	2-7	.286	0-3	.000	1-2	.500	1	3	4	5.0	4	0	1	1	1	5	8.6	
MARQUETTE	12/04/21	*	29	6-9	.667	2-3	.667	1-2	.500	1	7	8	5.4	1	1	1	1	0	15	9.4	
INDIANA	12/08/21	*	19	2-6	.333	1-2	.500	0-0	.000	0	0	0	4.8	4	3	0	0	1	5	8.9	
at Ohio St.	12/11/21	*	23	0-3	.000	0-2	.000	0-0	.000	1	1	2	4.5	3	0	3	0	0	0	8.0	
NICHOLLS ST.	12/15/21	*	14	2-6	.333	0-2	.000	1-2	.500	1	3	4	4.5	0	1	1	1	0	5	7.7	
ILLINOIS ST.	12/29/21	*	28	7-10	.700	2-3	.667	5-7	.714	9	1	10	4.9	4	2	0	0	0	21	8.8	
at Purdue	01/03/22	*	23	2-6	.333	0-3	.000	0-0	.000	0	1	1	2	4.7	5	1	0	0	4	8.5	
IOWA	01/06/22	*	23	6-8	.750	0-0	.000	0-0	.000	1	2	3	4.6	2	3	0	0	1	12	8.7	
at Maryland	01/09/22	*	22	3-4	.750	1-1	1.000	2-2	1.000	2	6	8	4.8	3	0	0	0	0	9	8.7	
OHIO ST.	01/13/22	*	25	4-6	.667	1-2	.500	0-1	.000	2	5	7	4.9	1	3	0	0	1	9	8.8	
at Northwestern	01/18/22	*	23	3-4	.750	0-1	.000	4-4	1.000	1	2	3	4.8	3	2	4	0	0	10	8.8	
MICHIGAN ST.	01/21/22	*	31	4-8	.500	1-3	.333	0-0	.000	2	2	4	4.8	2	1	1	0	0	9	8.8	
at Nebraska	01/27/22	*	24	4-10	.400	2-5	.400	2-2	1.000	2	0	2	4.6	4	1	1	0	0	12	9.0	
Totals			19	455	66-139	.475	15-47	.319	24-31	.774	34	54	88	4.6	48	23	19	5	5	171	9.0

Games played: 19  
Minutes/game: 23.9  
Points/game: 9.0  
FG Pct: 47.5  
3FG Pct: 31.9  
FT Pct: 77.4

Rebounds/game: 4.6  
Assists/game: 1.2  
Turnovers/game: 1.0  
Assist/turnover ratio: 1.2  
Steals/game: 0.3  
Blocks/game: 0.3

CAREER STATISTICS


Overall			3-Point						Rebounding											
Year	GP-GS	Min/Avg	FG-FGA	Pct	FG-FGA	Pct	FT-FTA	Pct	Off-Def	Tot	Avg	PF-FO	Ast	TO	Blk	Stl	Pts/Avg			
2020-21	12-0	39/3.3	4-8	.500	0-1	.000	0-0	---	4-5	9	0.8	9-0	2	3	1	0	8/0.7			
2021-22	19-19	455/23.9	66-137	.482	15-46	.326	24-31	.774	33-54	87	4.6	48-1	23	19	5	5	171/9.0			
Total	31-19	494/15.9	70-145	.483	15-47	.319	24-31	.774	37-59	96	3.1	57-1	25	22	6	5	179/5.8			

Conference			3-Point						Rebounding											
Year	GP-GS	Min/Avg	FG-FGA	Pct	FG-FGA	Pct	FT-FTA	Pct	Off-Def	Tot	Avg	PF-FO	Ast	TO	Blk	Stl	Pts/Avg			
2020-21	7-0	7/1.0	0-0	---	0-0	---	0-0	---	0-3	3	0.4	1-0	0	0	0	0	0/0.0			
2021-22	9-9	214/23.8	28-55	.509	6-19	.316	8-9	.889	12-19	31	3.4	27-1	14	9	0	3	70/7.8			
Total	16-9	221/13.8	28-55	.509	6-19	.316	8-9	.889	12-22	34	2.1	28-1	14	9	0	3	70/4.4			

23

CHUCKY HEPBURN

Freshman | Forward | 6-2 | 211  
Omaha, Neb. | Bellevue West High School



Twitter: @ChuckyHepburn | Instagram: @chucky.hepburn

INDIVIDUAL BENCHMARKS		
	SEASON	CAREER
GP/GS:	19/19	19/19
10+ POINTS:	6	6
20+ POINTS:	0	0
3+ 3FGS:	2	2
2+ ASSISTS:	9	9
2+ STEALS:	6	6
LED UW IN PTS:	0	0
LED UW IN AST:	5	5

**GET TO KNOW CHUCKY**

Chucky Hepburn begins his first season as a Badger in 2021-22. The 6-foot-2 point guard from Omaha, Nebraska was a four-star recruit by ESPN and ranked as the No. 20 point guard in the nation. The 2020 Nebraska Gatorade Player of the Year, Hepburn averaged over 15 points, eight assists and five rebounds per game as a senior at Bellevue West. As a junior in 2020, Hepburn led Bellevue West to the Class A state championship, averaging 17.7 points, 6.1 assists, 4.6 rebounds and 3.1 steals per game that season. A three-time All-Metro First-Team honoree, Hepburn averaged over 18 points, 5 rebounds and 5 assists per game as a sophomore. Hepburn made four staright state appearances, advancing to the state title game his freshman, junior and senior seasons at Bellevue West. Off the court, Hepburn earned the "HomeSchool Papillion TeenService Award" and was a Special Olympics Volunteer Award winner.

- HONORS**
- Big Ten Co-Freshman of the Week (12/6/21)
  - Four-star high school recruit (ESPN)
  - No. 2 ranked 2021 prospect in Nebraska
  - 2020 Nebraska Gatorade Player of the Year
  - 2x First-Team All-Class All-State (2019, '20)
  - 2020 Nebraska Class A State Champion

- TOP SEASON PERFORMANCES**
- **at Nebraska (1/27/22):** Matched a career best with 3 triples, finishing with 13 pts, 3 reb, 3 stl and 2 ast.
  - **at Northwestern (1/18/22):** Scored a Big Ten best 14 points, shooting 6-for-10 from the floor (2-3 3FG).
  - **MARQUETTE (12/4/21):** Recorded career highs in points (15) and assists (6), plus 3 steals in the win.
  - **ST. FRANCIS BKN (11/9/21):** First true freshman to start a season opener for UW since 2001, tallying 13 points, including 2-for-3 3FG shooting.

SEASON HIGHS			CAREER HIGHS		
POINTS:	15 vs. Marquette (12/4/21)		POINTS:	15 vs. Marquette (12/4/21)	
FIELD GOALS:	6 at Northwestern (1/18/22)		FIELD GOALS:	6 at Northwestern (1/18/22)	
FG ATTEMPTS:	10 at Northwestern (1/18/22)		FG ATTEMPTS:	10 at Northwestern (1/18/22)	
3-POINT FGS:	3 (2x) MR at Nebraska (1/27/22)		3-POINT FGS:	3 (2x) MR at Nebraska (1/27/22)	
3-POINT FGAS:	5 (4x) MR at Nebraska (1/27/22)		3-POINT FGAS:	5 (4x) MR at Nebraska (1/27/22)	
FREE THROWS:	4 (3x) MR vs. Iowa (1/6/22)		FREE THROWS:	4 (3x) MR vs. Iowa (1/6/22)	
FT ATTEMPTS:	4 (5x) MR vs. Iowa (1/6/22)		FT ATTEMPTS:	4 (5x) MR vs. Iowa (1/6/22)	
REBOUNDS:	3 (4x) MR at Nebraska (1/27/22)		REBOUNDS:	3 (4x) MR at Nebraska (1/27/22)	
ASSISTS:	6 vs. Marquette (12/4/21)		ASSISTS:	6 vs. Marquette (12/4/21)	
BLOCKS:	2 vs. Indiana (12/8/21)		BLOCKS:	2 vs. Indiana (12/8/21)	
STEALS:	4 vs. Green Bay (11/12/21)		STEALS:	4 vs. Green Bay (11/12/21)	
MINUTES:	36 vs. Providence (11/15/21)		MINUTES:	36 vs. Providence (11/15/21)	

GAME-BY-GAME STATISTICS

Opponent	Date	gs	min	Total		3-Pointers		Free throws		Rebounds				pf	a	t/o	blk	stl	pts	avg	
				fg-fga	pct	3fg-fga	pct	ft-fia	pct	off	def	tot	avg								
ST. FRANCIS BROOKLYN	11/09/21	*	24	4-7	.571	2-3	.667	3-4	.750	0	1	1	1.0	3	1	2	0	0	13	13.0	
GREEN BAY	11/12/21	*	24	1-5	.200	1-3	.333	0-0	.000	0	2	2	1.5	1	1	1	0	4	3	8.0	
PROVIDENCE	11/15/21	*	36	2-8	.250	0-3	.000	1-2	.500	1	2	3	2.0	3	2	1	0	1	5	7.0	
vs Texas A&M	11/22/21	*	29	2-4	.500	1-3	.333	2-3	.667	1	1	2	2.0	1	1	1	0	0	7	7.0	
vs Houston	11/23/21	*	31	1-4	.250	1-4	.250	0-0	.000	0	4	4	2.4	2	3	3	1	0	3	6.2	
vs Saint Mary's (CA)	11/24/21	*	31	2-5	.400	0-1	.000	2-2	1.000	0	3	3	2.5	2	1	0	0	1	6	6.2	
at Georgia Tech	12/01/21	*	33	1-6	.167	1-5	.200	4-4	1.000	0	1	1	2.3	2	3	2	1	1	7	6.3	
MARQUETTE	12/04/21	*	31	5-8	.625	2-4	.500	3-3	1.000	0	2	2	2.3	1	6	2	0	3	15	7.4	
INDIANA	12/08/21	*	25	0-4	.000	0-3	.000	4-4	1.000	0	2	2	2.2	4	1	0	2	0	4	7.0	
at Ohio St.	12/11/21	*	33	2-8	.250	1-5	.200	0-0	.000	0	3	3	2.3	1	1	1	0	1	5	6.8	
NICHOLLS ST.	12/15/21	*	33	3-8	.375	0-3	.000	3-4	.750	0	0	0	2.1	1	1	2	0	2	9	7.0	
ILLINOIS ST.	12/29/21	*	36	5-10	.500	3-5	.600	0-0	.000	1	1	2	2.1	2	5	1	0	1	13	7.5	
at Purdue	01/03/22	*	32	2-7	.286	1-4	.250	0-0	.000	0	1	1	2.0	1	3	1	0	1	5	7.3	
IOWA	01/06/22	*	31	3-9	.333	1-4	.250	4-4	1.000	0	2	2	2.0	2	1	0	0	2	11	7.6	
at Maryland	01/09/22	*	33	1-5	.200	1-3	.333	0-0	.000	0	3	3	2.1	3	2	1	0	1	3	7.3	
OHIO ST.	01/13/22	*	28	0-3	.000	0-2	.000	0-0	.000	0	2	2	2.1	2	1	3	0	0	0	6.8	
at Northwestern	01/18/22	*	35	6-10	.600	2-3	.667	0-3	.000	1	0	1	2.0	1	1	0	0	0	14	7.2	
MICHIGAN ST.	01/21/22	*	31	2-6	.333	1-3	.333	0-0	.000	0	2	2	2.0	3	3	2	0	2	5	7.1	
at Nebraska	01/27/22	*	25	5-9	.556	3-5	.600	0-0	.000	1	2	3	2.1	3	2	1	0	3	13	7.4	
Totals			19	581	47-126	.373	21-66	.318	26-33	.788	5	34	39	2.1	38	39	24	4	23	141	7.4
Games played: 19											Rebounds/game: 2.1										
Minutes/game: 30.6											Assists/game: 2.1										
Points/game: 7.4											Turnovers/game: 1.3										
FG Pct: 37.3											Assist/turnover ratio: 1.6										
3FG Pct: 31.8											Steals/game: 1.2										
FT Pct: 78.8											Blocks/game: 0.2										

CAREER STATISTICS																			
Overall			3-Point					Rebounding											
Year	GP-GS	Min/Avg	FG-FGA	Pct	FG-FGA	Pct	FT-FTA	Pct	Off-Def	Tot	Avg	PF-FO	Ast	TO	Blk	Stl	Pts/Avg		
2021-22	19-19	580/30.5	47-125	.376	21-64	.328	26-33	.788	5-34	39	2.1	38-0	38	24	4	23	141/7.4		
Total	19-19	580/30.5	47-125	.376	21-64	.328	26-33	.788	5-34	39	2.1	38-0	38	24	4	23	141/7.4		
Conference			3-Point					Rebounding											
Year	GP-GS	Min/Avg	FG-FGA	Pct	FG-FGA	Pct	FT-FTA	Pct	Off-Def	Tot	Avg	PF-FO	Ast	TO	Blk	Stl	Pts/Avg		
2021-22	9-9	273/30.3	21-61	.344	10-32	.313	8-11	.727	2-17	19	2.1	20-0	15	9	2	10	60/6.7		
Total	9-9	273/30.3	21-61	.344	10-32	.313	8-11	.727	2-17	19	2.1	20-0	15	9	2	10	60/6.7		



33 | CHRIS VOGT

Senior | Center | 7-0 | 257  
Mayfield, KY | Graves County (Cincinnati)



Twitter: @ChrisVogt33 | Instagram: @chrisvogt33

INDIVIDUAL BENCHMARKS

	SEASON	CAREER
GP/GS:	19/0	120/52
10+ POINTS:	0	26
20+ POINTS:	0	3
5+ REBOUNDS:	6	41
10+ REBOUNDS:	0	5
DOUBLE-DOUBLES:	0	4
2+ BLOCKS:	4	34
LED TEAM IN PTS:	0	6
LED TEAM IN REB:	3	15

GET TO KNOW CHRIS

Fifth-year senior transfer Chris Vogt joins the Wisconsin program after playing at Cincinnati last season. A 7-foot center from Mayfield, Kentucky, Vogt has played in 120+ games over his four-year collegiate career, including starting 50 of 53 games at Cincinnati. As a junior in 2019-20, he averaged 11.0 points, 5.9 rebounds and 1.6 blocks per game, shooting a conference-leading 64.8 percent from the floor. Last season, Vogt started 21 of 23 games and averaged 5.0 points, 3.5 rebounds, 1.1 blocks, and 56 percent field goal shooting in 19.4 minutes per game. He ranked among the conference leaders in blocks (fifth) and offensive rebounds (15th). Vogt spent his freshman and sophomore seasons at Northern Kentucky, where he played 48 games.

HONORS

- 2019-20 AAC Regular Season Championship
- 2018-19 Horizon League Regular Season Champion
- 2017-18 Horizon League Regular Season Champion

TOP CAREER PERFORMANCES

- NICHOLLS (12/15/21): Helped UW off the bench, finishing with 9 pts, 7 reb (4 off.), 1 stl in 25 minutes.
- INDIANA (12/8/21): Season highs with 9 points and 6 rebounds to spark UW's come-from-behind win.
- LIPSCOMB (12/2/20): Scored 12 points (6-7 FG) and hauled in 7 rebounds in the season opener. Played season-high 32 minutes
- SOUTH FLORIDA (12/16/20): Sparked the Bearcats offense with a season-high 13 points and added 4 rebounds, 3 assists, and 1 block.

SEASON HIGHS

POINTS: 9 (2x) MR vs. Nicholls (12/15/21)  
FIELD GOALS: 4 (2x) MR vs. Nicholls (12/15/21)  
FG ATTEMPTS: 7 vs. Nicholls (12/15/21)  
3-POINT FGS: --  
3-POINT FGAS: 1 vs. Green Bay (11/12/21)  
FREE THROWS: 4 vs. Green Bay (11/12/21)  
FT ATTEMPTS: 4 vs. Green Bay (11/12/21)  
REBOUNDS: 9 vs. St. Francis Bkn (11/9/21)  
ASSISTS: 2 (3x) MR vs. Michigan State (1/21/22)  
BLOCKS: 3 (2x) MR at Maryland (1/9/22)  
STEALS: 1 (5x) MR vs. Ohio State (1/13/22)  
MINUTES: 25 vs. Nicholls (12/15/21)

CAREER HIGHS

POINTS: 21 (2x) MR at Tulane (1/4/20)\*  
FIELD GOALS: 9 (3x) MR at Tulane (1/4/20)\*  
FG ATTEMPTS: 13 vs. Green Bay (1/24/19)\*\*  
3-POINT FGS: --  
3-POINT FGAS: 1 vs. Green Bay (11/12/21)  
FREE THROWS: 8 at Temple (1/22/20)\*  
FT ATTEMPTS: 9 (2x) MR at Temple (1/22/20)\*  
REBOUNDS: 14 vs. Green Bay (1/24/19)\*\*  
ASSISTS: 4 vs. Furman (12/10/20)\*  
BLOCKS: 6 vs. Temple (2/12/21)\*  
STEALS: 3 (2x) MR vs. Memphis (2/28/21)\*  
MINUTES: 41 at UConn (2/9/20)\*

\*recorded at Cincinnati \*\*recorded at N Kentucky

GAME-BY-GAME STATISTICS

Opponent	Date	gs	min	Total		3-Pointers		Free throws		Rebounds			pf	a	t/o	blk	stl	pts	avg	
				fg-fga	pct	3fg-fga	pct	ft-fa	pct	off	def	tot								avg
ST. FRANCIS BROOKLYN	11/09/21	17	1-3	.333	0-0	.000	0-0	.000	2	7	9	9.0	2	1	0	2	1	2	2.0	
GREEN BAY	11/12/21	12	0-2	.000	0-1	.000	4-4	1.000	3	2	5	7.0	3	0	0	1	0	4	3.0	
PROVIDENCE	11/15/21	9	0-0	.000	0-0	.000	0-0	.000	0	1	1	5.0	3	1	0	1	0	0	2.0	
vs Texas A&M	11/22/21	7	0-0	.000	0-0	.000	0-0	.000	1	1	2	4.3	1	0	0	0	0	0	1.5	
vs Houston	11/23/21	11	0-0	.000	0-0	.000	0-0	.000	0	2	2	3.8	3	1	0	0	0	0	1.2	
vs Saint Mary's (CA)	11/24/21	6	0-1	.000	0-0	.000	0-0	.000	2	0	2	3.5	2	0	1	0	0	0	1.0	
at Georgia Tech	12/01/21	12	0-2	.000	0-0	.000	0-0	.000	3	4	7	4.0	4	1	0	0	0	0	0.9	
MARQUETTE	12/04/21	5	0-0	.000	0-0	.000	1-2	.500	1	2	3	3.9	0	0	2	0	0	1	0.9	
INDIANA	12/08/21	21	4-6	.667	0-0	.000	1-1	1.000	4	2	6	4.1	2	1	0	0	1	9	1.8	
at Ohio St.	12/11/21	17	3-6	.500	0-0	.000	1-3	.333	0	2	2	3.9	4	0	0	3	1	7	2.3	
NICHOLLS ST.	12/15/21	26	4-7	.571	0-0	.000	1-3	.333	4	3	7	4.2	2	1	0	0	1	9	2.9	
ILLINOIS ST.	12/29/21	12	2-4	.500	0-0	.000	0-0	.000	2	1	3	4.1	4	1	1	1	0	4	3.0	
at Purdue	01/03/22	13	2-3	.667	0-0	.000	2-3	.667	3	0	3	4.0	5	0	1	0	0	6	3.2	
IOWA	01/06/22	13	0-3	.000	0-0	.000	0-0	.000	2	2	4	4.0	3	1	0	0	0	0	3.0	
at Maryland	01/09/22	17	1-2	.500	0-0	.000	0-0	.000	0	1	1	3.8	3	2	0	3	0	2	2.9	
OHIO ST.	01/13/22	15	2-3	.667	0-0	.000	0-0	.000	0	1	1	3.6	3	2	0	0	1	4	3.0	
at Northwestern	01/18/22	18	2-4	.500	0-0	.000	0-0	.000	3	1	4	3.6	3	0	1	2	0	4	3.1	
MICHIGAN ST.	01/21/22	8	0-0	.000	0-0	.000	0-0	.000	0	1	1	3.5	3	2	0	0	0	0	2.9	
at Nebraska	01/27/22	15	0-4	.000	0-0	.000	0-0	.000	2	3	5	3.6	2	1	1	1	0	0	2.7	
Totals		0	254	21-50	.420	0-1	.000	10-16	.625	32	36	68	3.6	52	15	7	14	5	52	2.7

Games played: 19  
Minutes/game: 13.4  
Points/game: 2.7  
FG Pct: 42.0  
3FG Pct: 0.0  
FT Pct: 62.5

Rebounds/game: 3.6  
Assists/game: 0.8  
Turnovers/game: 0.4  
Assist/turnover ratio: 2.1  
Steals/game: 0.3  
Blocks/game: 0.7

CAREER STATISTICS

Overall				3-Point				Rebounding											
Year	GP-GS	Min/Avg	FG-FGA	Pct	FG-FGA	Pct	FT-FTA	Pct	Off-Def	Tot	Avg	PF-FO	Ast	TO	Blk	Stl	Pts/Avg		
2017-18*	13-0	42/3.2	6-10	.600	---	---	2-6	.333	0-9	9	0.7	8-0	3	2	4	2	8/1.1		
2018-19*	35-2	450/12.9	64-111	.577	---	---	30-78	.385	47-82	129	3.7	87-0	20	36	42	10	158/4.5		
2019-20**	30-29	856/28.5	136-210	.648	---	---	58-101	.574	78-99	177	5.9	93-0	25	51	47	10	330/11.0		
2020-21**	23/21	447/19.4	47-84	.560	---	---	20-57	.351	35-46	81	3.5	73-0	25	28	25	5	114/5.0		
2021-22	19-0	252/13.3	21-50	.420	0-1	.000	10-16	.625	32-36	68	3.6	52-1	15	7	14	5	52/2.7		
Total	120-52	2047/17.1	274-465	.589	0-1	.000	120-258	.465	192-272	464	3.9	313-1	88	124	132	32	668/5.6		

\*at Northern Kentucky \*\*at Cincinnati

Conference				3-Point				Rebounding											
Year	GP-GS	Min/Avg	FG-FGA	Pct	FG-FGA	Pct	FT-FTA	Pct	Off-Def	Tot	Avg	PF-FO	Ast	TO	Blk	Stl	Pts/Avg		
2017-18*	7-0	11/1.6	1-1	1.000	---	---	---	---	0-2	2	0.3	2-0	1	1	3	0	2/0.3		
2018-19*	18-2	230/12.8	33-63	.524	---	---	14-35	.400	22-42	64	3.6	36-0	10	18	22	5	80/4.4		
2019-20**	18-17	523/29.1	74-118	.627	---	---	31-58	.534	45-50	95	5.3	59-0	14	35	31	8	179/9.9		
2020-21**	14-12	271/19.4	25-54	.463	---	---	19-47	.404	23-28	51	3.6	45-0	15	13	15	4	69/4.9		
2021-22	9-0	135/15.0	14-31	.452	---	---	4-7	.571	14-13	27	3.0	28-1	9	3	9	3	32/3.6		
Total	66-31	1170/17.7	147-267	.551	---	---	68-147	.463	104-135	239	3.6	170-1	49	70	80	20	362/5.5		

\*Horizon League \*\*American Athletic Conference

34

BRAD DAVISON

Senior | Guard | 6-4 | 200  
Maple Grove, Minn. | Maple Grove High School



Twitter: @braddavi34 | Instagram: @braddavison

INDIVIDUAL BENCHMARKS		
	SEASON	CAREER
GP/GS:	19/19	147/143
20+ POINTS:	6	16
30+ POINTS:	0	2
3+ ASSISTS:	8	51
3+ STEALS:	2	15
LED UW IN PTS:	5	30
LED UW IN AST:	7	31

**GET TO KNOW BRAD**

Fifth-year senior Brad Davison returns as a key team leader for Wisconsin, not only vocally, but also in terms of production on the court. The Maple Grove, Minnesota native has made over 145 career starts as a Badger, just the 12th player in school history to reach the 100 milestone. UW's returning scoring leader, Davison averaged 10.0 points per game last year and shot a career-best 39.1 percent from 3-point range. Starting all 31 games last season, Davison had a masterful performance in the 2021 NCAA Tournament, scoring a game-high 29 points and leading the Badgers to an 85-62 win over North Carolina in the first round.

- HONORS**
- Big Ten Co-Player of the Week (12/6/21)
  - 2018 Big Ten All-Freshman Team
  - 2x Big Ten Freshman of the Week
  - 3x Academic All-Big Ten (2019, '20, '21)

- CAREER**
- Ranks 1st in school history with 274 career 3FGs.
  - Ranks 2nd in school history with 143 career starts.
  - Ranks t-4th in school history with 83.7% career FT%.
  - Ranks 8th in school history with 1,662 points
  - Ranks 10th in school history with 147 career steals.
  - Ranks 10th in school history with 315 career assists.
  - Just the 12th Badger in school history to make 100 career starts (#100 vs. Louisville, 12/19/20).

- TOP SEASON PERFORMANCES**
- **at Nebraska (1/27/22):** Set UW's career 3FG record, finishing with 21 pts (5-8 3FG), 7 reb, 4 ast and 3 stl.
  - **#16 OHIO STATE (1/13/22):** Scored a game-high 25 points (7-12 FG, 4-6 3FG, 7-8 FT).
  - **MARQUETTE (12/4/21):** Scored 20 points, shooting 4-for-8 from 3PT range in the win
  - **at Ga Tech (12/1/21):** Scored a season-high 27 pts (5-9 3FG) to lead UW to a B1G/ACC Challenge win

SEASON HIGHS			CAREER HIGHS		
POINTS:	27 at Ga Tech (12/1/21)		POINTS:	30 (2x) MR at Nebraska (2/15/20)	
FIELD GOALS:	9 at Ga Tech (12/1/21)		FIELD GOALS:	11 at Nebraska (2/15/20)	
FG ATTEMPTS:	17 vs. Providence (11/15/21)		FG ATTEMPTS:	19 vs. Michigan State (2/25/18)	
3-POINT FGS:	6 vs. Michigan State (1/21/22)		3-POINT FGS:	8 at Nebraska (2/15/20)	
3-POINT FGAS:	11 (2x) MR vs. Texas A&M (11/22/21)		3-POINT FGAS:	11 (3x) MR vs. Texas A&M (11/22/21)	
FREE THROWS:	8 vs. Providence (11/15/21)		FREE THROWS:	12 vs. Rhode Island (12/9/20)	
FT ATTEMPTS:	10 vs. Providence (11/15/21)		FT ATTEMPTS:	16 vs. Marquette (12/9/17)	
REBOUNDS:	7 (4x) MR at Nebraska (1/27/22)		REBOUNDS:	13 at Penn State (1/11/20)	
ASSISTS:	4 (2x) MR at Nebraska (1/27/22)		ASSISTS:	7 vs. Nebraska (12/22/20)	
BLOCKS:	--		BLOCKS:	1 (3x) MR vs. Mich. State (3/16/19)	
STEALS:	3 (2x) MR at Nebraska (1/27/22)		STEALS:	5 vs. Illinois (2/27/21)	
MINUTES:	39 vs. Providence (11/15/21)		MINUTES:	44 vs. Minnesota (2/19/18)	

GAME-BY-GAME STATISTICS

Opponent	Date	gs	min	Total		3-Pointers		Free throws		Rebounds			pf	a	t/o	blk	stl	pts	avg		
				fg-fga	pct	3fg-fga	pct	ft-fa	pct	off	def	tot								avg	
ST. FRANCIS BROOKLYN	11/09/21	*	23	3-8	.375	2-4	.500	0-1	.000	0	6	6	6.0	2	2	1	0	2	8	8.0	
GREEN BAY	11/12/21	*	24	5-8	.625	1-4	.250	4-4	1.000	2	1	3	4.5	2	2	1	0	1	15	11.5	
PROVIDENCE	11/15/21	*	39	7-17	.412	3-11	.273	8-10	.800	1	6	7	5.3	4	0	2	0	3	25	16.0	
vs Texas A&M	11/22/21	*	35	5-16	.313	3-11	.273	6-6	1.000	0	7	7	5.8	2	3	1	0	0	19	16.8	
vs Houston	11/23/21	*	28	2-6	.333	1-5	.200	4-4	1.000	0	4	4	5.4	4	2	1	0	1	9	15.2	
vs Saint Mary's (CA)	11/24/21	*	35	1-10	.100	1-7	.143	1-2	.500	1	2	3	5.0	3	1	0	0	0	4	13.3	
at Georgia Tech	12/01/21	*	37	9-16	.563	5-9	.556	4-5	.800	0	1	1	4.4	2	3	1	0	0	27	15.3	
MARQUETTE	12/04/21	*	33	6-12	.500	4-8	.500	4-5	.800	0	4	4	4.4	1	1	0	0	0	20	15.9	
INDIANA	12/08/21	*	34	3-12	.250	2-7	.286	0-0	.000	0	4	4	4.3	1	3	1	0	1	8	15.0	
at Ohio St.	12/11/21	*	28	4-12	.333	3-6	.500	2-2	1.000	0	5	5	4.4	3	0	1	0	0	13	14.8	
NICHOLLS ST.	12/15/21	*	35	5-12	.417	4-9	.444	5-6	.833	0	1	1	4.1	5	2	1	0	1	19	15.2	
ILLINOIS ST.	12/29/21	*	33	1-9	.111	1-8	.125	4-4	1.000	1	4	5	4.2	2	3	1	0	0	7	14.5	
at Purdue	01/03/22	*	38	5-11	.455	3-6	.500	2-2	1.000	0	3	3	4.1	1	3	0	0	0	15	14.5	
IOWA	01/06/22	*	32	6-11	.545	1-3	.333	5-5	1.000	3	4	7	4.3	1	2	1	0	1	18	14.8	
at Maryland	01/09/22	*	38	3-10	.300	1-7	.143	4-6	.667	1	2	3	4.2	1	2	1	0	1	11	14.5	
OHIO ST.	01/13/22	*	37	7-12	.583	4-6	.667	7-8	.875	0	3	3	4.1	2	1	1	0	0	25	15.2	
at Northwestern	01/18/22	*	37	4-8	.500	2-6	.333	3-3	1.000	0	4	4	4.1	1	4	1	0	0	13	15.1	
MICHIGAN ST.	01/21/22	*	35	8-12	.667	6-10	.600	0-0	.000	0	2	2	4.0	3	3	2	0	1	22	15.4	
at Nebraska	01/27/22	*	35	6-14	.429	5-8	.625	4-5	.800	0	7	7	4.2	3	4	2	0	3	21	15.7	
Totals			19	636	90-216	.417	52-135	.385	67-78	.859	9	70	79	4.2	43	41	19	0	15	299	15.7
Games played: 19										Rebounds/game: 4.2											
Minutes/game: 33.5										Assists/game: 2.2											
Points/game: 15.7										Turnovers/game: 1.0											
FG Pct: 41.7										Assist/turnover ratio: 2.2											
3FG Pct: 38.5										Steals/game: 0.8											
FT Pct: 85.9																					

CAREER STATISTICS																			
Overall					3-Point				Rebounding										
Year	GP-GS	Min/Avg	FG-FGA	Pct	FG-FGA	Pct	FT-FTA	Pct	Off-Def	Tot	Avg	PF-FO	Ast	TO	Blk	Stl	Pts/Avg		
2017-18	33-29	1028/31.2	124-306	.405	60-169	.355	90-110	.818	10-66	76	2.3	109-3	83	59	1	40	398/12.1		
2018-19	34-34	1096/32.2	115-299	.385	52-149	.349	76-94	.809	10-101	111	3.3	79-2	62	34	2	36	358/10.5		
2019-20	30-30	927/30.9	92-233	.395	47-131	.359	65-77	.844	16-113	129	4.3	73-0	56	27	0	23	296/9.9		
2020-21	31-31	960/31.0	91-264	.345	63-162	.389	66-76	.868	10-99	109	3.5	72-2	73	72	0	33	311/10.0		
2021-22	19-19	638/33.6	90-216	.417	52-135	.385	67-78	.859	9-70	79	4.2	43-1	41	18	0	15	299/15.7		
Total	147-143	4649/31.6	512-1318	.388	274-746	.367	364-435	.837	55-449	504	3.4	376-8	315	165	3	147	1662/11.3		
Conference					3-Point				Rebounding										
Year	GP-GS	Min/Avg	FG-FGA	Pct	FG-FGA	Pct	FT-FTA	Pct	Off-Def	Tot	Avg	PF-FO	Ast	TO	Blk	Stl	Pts/Avg		
2017-18	18-18	598/33.2	67-175	.383	34-96	.354	47-53	.887	5-41	46	2.6	64-2	51	41	1	19	215/11.9		
2018-19	20-20	667/33.4	72-186	.387	32-87	.368	39-51	.765	6-64	70	3.5	51-2	37	18	1	15	215/10.8		
2019-20	19-19	593/31.2	56-149	.376	32-87	.368	42-52	.808	9-76	85	4.5	47-0	31	15	0	11	186/9.8		
2020-21	20-20	636/31.8	54-178	.303	38-108	.352	28-34	.824	9-67	76	3.8	50-1	47	18	0	25	174/8.7		
2021-22	9-9	315/35.0	46-102	.451	27-59	.458	27-31	.871	4-34	38	4.2	16-0	22	10	0	7	146/16.2		
Total	86-86	2809/32.7	295-790	.373	163-437	.373	183-221	.828	33-282	315	3.7	228-5	188	102	2	77	936/10.9		

2 | JORDAN DAVIS

Sophomore | Guard | 6-4 | 198  
La Crosse, Wis. | La Crosse Central High School

GAME-BY-GAME STATISTICS

Opponent	Date	gs	min	Total		3-Pointers		Free throws		Rebounds				pf	a	t/o	blk	stl	pts	avg
				fg-fga	pct	3fg-fga	pct	ft-fa	pct	off	def	tot	avg							
ST. FRANCIS BROOKLYN	11/09/21	4	1-2	.500	1-2	.500	0-0	.000	0	0	0	0.0	0	0	0	1	0	0	3	3.0
GREEN BAY	11/12/21	7	2-2	1.000	0-0	.000	0-0	.000	1	1	2	1.0	2	0	1	0	1	4	3.5	
PROVIDENCE	11/15/21	0	1-1	1.000	1-1	1.000	0-0	.000	0	0	0	0.7	0	0	0	0	0	3	3.3	
vs Texas A&M	11/22/21	6	1-1	1.000	1-1	1.000	0-0	.000	1	3	4	1.5	1	0	0	0	1	3	3.3	
vs Houston	11/23/21	5	0-0	.000	0-0	.000	0-0	.000	0	1	1	1.4	1	0	0	0	0	0	2.6	
MARQUETTE	12/04/21	3	0-0	.000	0-0	.000	0-0	.000	0	0	0	1.2	0	0	1	0	0	0	2.2	
INDIANA	12/08/21	12	1-4	.250	1-4	.250	0-0	.000	0	1	1	1.1	0	0	0	0	0	3	2.3	
at Ohio St.	12/11/21	16	1-2	.500	0-0	.000	0-1	.000	1	1	2	1.3	0	0	0	1	1	2	2.3	
NICHOLLS ST.	12/15/21	7	0-1	.000	0-1	.000	0-0	.000	1	1	2	1.3	0	1	0	0	0	0	2.0	
ILLINOIS ST.	12/29/21	9	0-0	.000	0-0	.000	0-0	.000	0	0	0	1.2	2	0	0	0	0	0	1.8	
at Purdue	01/03/22	5	0-1	.000	0-1	.000	0-0	.000	0	2	2	1.3	1	0	0	0	1	0	1.6	
IOWA	01/06/22	1	0-0	.000	0-0	.000	0-0	.000	0	0	0	1.2	0	0	0	0	0	0	1.5	
at Maryland	01/09/22	4	1-1	1.000	1-1	1.000	0-0	.000	0	0	0	1.1	1	0	1	0	0	3	1.6	
OHIO ST.	01/13/22	3	0-1	.000	0-0	.000	0-0	.000	0	0	0	1.0	0	0	0	0	0	0	1.5	
at Northwestern	01/18/22	2	0-0	.000	0-0	.000	0-0	.000	0	1	1	1.0	0	0	0	0	0	0	1.4	
MICHIGAN ST.	01/21/22	1	0-0	.000	0-0	.000	0-0	.000	0	0	0	0.9	0	0	0	0	0	0	1.3	
at Nebraska	01/27/22	9	0-2	.000	0-1	.000	0-0	.000	1	1	2	1.0	0	1	0	1	0	0	1.2	
Totals		0	94	8-18	.444	5-12	.417	0-1	.000	5	12	17	1.0	8	2	4	2	4	21	1.2

CAREER STATISTICS

Overall		3-Point				Rebounding														
Year	GP-GS	Min/Avg	FG-FGA	Pct	FG-FGA	Pct	FT-FTA	Pct	Off-Def	Tot	Avg	PF-FO	Ast	TO	Blk	Stl	Pts/Avg			
2020-21	13-0	19/1.5	3-6	.500	2-5	.400	0-0	---	0-1	1	0.1	0-0	0	1	0	0	8/0.6			
2021-22	17-0	94/5.5	8-18	.444	5-12	.417	0-1	.000	5-12	17	1.0	8-0	2	4	2	4	21/1.2			
Total	30-0	113/3.8	11-24	.458	7-17	.412	0-1	.000	5-13	18	0.6	8-0	2	5	2	4	29/1.0			

Conference		3-Point				Rebounding														
Year	GP-GS	Min/Avg	FG-FGA	Pct	FG-FGA	Pct	FT-FTA	Pct	Off-Def	Tot	Avg	PF-FO	Ast	TO	Blk	Stl	Pts/Avg			
2020-21	8-0	9/1.1	1-4	.250	0-3	.000	0-0	---	0-1	1	0.1	0-0	0	1	0	0	2/0.3			
2021-22	9-0	53/5.9	3-11	.273	2-7	.286	0-1	.000	2-6	8	0.9	2-0	1	1	2	2	8/0.9			
Total	17-0	62/3.6	4-15	.267	2-10	.200	0-1	.000	2-6	9	0.5	2-0	1	2	2	2	10/0.6			

4 | CARTER HIGGINBOTTOM

Junior | Guard | 6-0 | 193  
Chicago, Ill. | St. Ignatius High School

GAME-BY-GAME STATISTICS

Opponent	Date	gs	min	Total		3-Pointers		Free throws		Rebounds				pf	a	t/o	blk	stl	pts	avg
				fg-fga	pct	3fg-fga	pct	ft-fa	pct	off	def	tot	avg							
ST. FRANCIS BROOKLYN	11/09/21	1	0-0	.000	0-0	.000	0-0	.000	0	0	0	0.0	0	0	0	1	0	0	0	0.0
GREEN BAY	11/12/21	2	0-0	.000	0-0	.000	0-0	.000	0	0	0	0.0	0	0	0	0	0	0	0	0.0
MARQUETTE	12/04/21	1	0-0	.000	0-0	.000	0-0	.000	0	0	0	0.0	2	0	1	0	0	0	0	0.0
IOWA	01/06/22	1	0-1	.000	0-0	.000	0-0	.000	0	0	0	0.0	0	0	0	0	0	0	0	0.0
OHIO ST.	01/13/22	0	0-0	.000	0-0	.000	0-0	.000	0	0	0	0.0	0	0	0	0	0	0	0	0.0
Totals		0	5	0-1	.000	0-0	.000	0-0	.000	0	0	0	0.0	2	0	2	0	0	0	0.0

CAREER STATISTICS

Overall			3-Point				Rebounding										
Year	GP-GS	Min/Avg	FG-FGA	Pct	FG-FGA	Pct	FT-FTA	Pct	Off-Def	Tot	Avg	PF-FO	Ast	TO	Blk	Stl	Pts/Avg
2018-19																	
REDSHIRT SEASON																	
2019-20	9-0	9/1.0	0-1	.000	0-0	--	---	--	0-1	1	0.1	0-0	0	1	0	0	0/0.0
2020-21	9-0	10/1.1	0-4	.000	0-0	--	0-2	.000	0-0	0	.000	1-0	1	2	0	1	0/0.0
2021-22	4-0	5/1.3	0-1	.000	---	---	---	---	0-0	0	.000	2-0	0	2	0	0	0/0.0
Total	22-0	24/1.1	0-6	.000	0-0	---	0-2	.000	0-1	1	0.04	3-0	1	5	0	1	0/0.0
Conference			3-Point				Rebounding										
Year	GP-GS	Min/Avg	FG-FGA	Pct	FG-FGA	Pct	FT-FTA	Pct	Off-Def	Tot	Avg	PF-FO	Ast	TO	Blk	Stl	Pts/Avg
2018-19																	
REDSHIRT SEASON																	
2019-20	4-0	4/1.0	0-1	.000	0-0	---	0-0	---	0-0	0	0.0	0-0	0	0	0	0	0/0.0
2020-21	4-0	5/1.3	0-1	.000	0-0	---	0-2	.000	0-0	0	0.0	1-0	0	1	0	0	0/0.0
2021-22	1-0	1/1.0	0-1	.000	0-0	---	0-0	---	---	---	---	---	---	---	---	---	---
Total	9-0	10/1/1	0-3	.000	0-0	---	0-2	.000	0-0	0	0.0	1	0	1	0	0	0/0.0

SEASON HIGHS

POINTS: 4 vs. Green Bay (11/12/21)  
FIELD GOALS: 2 vs. Green Bay (11/12/21)  
FG ATTEMPTS: 4 vs. Indiana (12/8/21)  
3-POINT FGS: 1 (5x) MR at Maryland (1/9/22)  
3-POINT FGAS: 4 vs. Indiana (12/8/21)  
FREE THROWS: --  
FT ATTEMPTS: 1 at Ohio State (12/11/21)  
REBOUNDS: 4 vs. Texas A&M (11/22/21)  
ASSISTS: 1 (2x) MR at Nebraska (1/27/22)  
BLOCKS: 1 at Nebraska (1/27/22)  
STEALS: 1 (4x) MR at Purdue (1/3/22)  
MINUTES: 16 at Ohio State (12/11/21)

CAREER HIGHS

POINTS: 4 vs. Green Bay (11/12/21)  
FIELD GOALS: 2 vs. Green Bay (11/12/21)  
FG ATTEMPTS: 3 at Michigan (1/12/21)  
3-POINT FGS: 1 (7x) MR at Maryland (1/9/22)  
3-POINT FGAS: 4 vs. Indiana (12/8/21)  
FREE THROWS: --  
FT ATTEMPTS: 1 at Ohio State (12/11/21)  
REBOUNDS: 4 vs. Texas A&M (11/22/21)  
ASSISTS: 1 (2x) MR at Nebraska (1/27/22)  
BLOCKS: 1 at Nebraska (1/27/22)  
STEALS: 1 (4x) MR at Purdue (1/3/22)  
MINUTES: 16 at Ohio State (12/11/21)

SEASON HIGHS

POINTS: --  
FIELD GOALS: --  
FG ATTEMPTS: --  
3-POINT FGS: --  
3-POINT FGAS: --  
FREE THROWS: --  
FT ATTEMPTS: --  
REBOUNDS: --  
ASSISTS: --  
BLOCKS: --  
STEALS: --  
MINUTES: 2 vs. Green Bay (11/12/21)

CAREER HIGHS

POINTS: --  
FIELD GOALS: --  
FG ATTEMPTS: 1 (5x) MR vs. Penn State (2/2/21)  
3-POINT FGS: --  
3-POINT FGAS: --  
FREE THROWS: --  
FT ATTEMPTS: 2 at Nebraska (2/10/21)  
REBOUNDS: 1 vs. Milwaukee (12/21/19)  
ASSISTS: 1 vs. Green Bay (12/1/20)  
BLOCKS: --  
STEALS: 1 vs. North Carolina (3/19/21)  
MINUTES: 2 (4x) MR vs. Green Bay (11/12/21)



# Individual Game by Game

## 10 | ISAAC LINDSEY

Sophomore | Guard | 6-4 | 184  
Mineral Point, Wis. | Mineral Point High School (UNLV)

### GAME-BY-GAME STATISTICS

Opponent	Date	gs	min	Total		3-Pointers		Free throws		Rebounds				pf	a	t/o	blk	stl	pts	avg
				fg-fga	pct	3fg-fga	pct	ft-fia	pct	off	def	tot	avg							
ST. FRANCIS BROOKLYN	11/09/21	2		0-0	.000	0-0	.000	0-0	.000	0	0	0	0.0	0	0	0	0	0	0	0.0
GREEN BAY	11/12/21	4		0-1	.000	0-0	.000	0-0	.000	0	0	0	0.0	0	0	0	0	0	0	0.0
ILLINOIS ST.	12/29/21	3		1-3	.333	1-2	.500	0-0	.000	0	0	0	0.0	0	0	0	0	0	3	1.0
IOWA	01/06/22	1		0-0	.000	0-0	.000	0-0	.000	0	0	0	0.0	0	0	0	0	0	0	0.8
at Nebraska	01/27/22	1		0-0	.000	0-0	.000	0-0	.000	0	0	0	0.0	0	0	0	0	0	0	0.6
Totals		0	11	1-4	.250	1-2	.500	0-0	.000	0	0	0	0.0	0	0	0	0	0	3	0.6

### CAREER STATISTICS

Overall		3-Point						Rebounding										Pts/Avg	
Year	GP-GS	Min/Avg	FG-FGA	Pct	FG-FGA	Pct	FT-FTA	Pct	Off-Def	Tot	Avg	PF-FO	Ast	TO	Blk	Stl		Pts/Avg	
2021-22	5-0	11/2.2	1-4	.250	1-2	.500	---	---	---	---	---	---	---	---	---	---	---	3/0.6	
Total	5-0	11/2.2	1-4	.250	1-2	.500	---	---	---	---	---	---	---	---	---	---	---	3/0.6	

Conference		3-Point						Rebounding										Pts/Avg	
Year	GP-GS	Min/Avg	FG-FGA	Pct	FG-FGA	Pct	FT-FTA	Pct	Off-Def	Tot	Avg	PF-FO	Ast	TO	Blk	Stl		Pts/Avg	
2021-22	2-0	2/2.0	---	---	---	---	---	---	---	---	---	---	---	---	---	---	---	---	
Total	2-0	2/2.0	---	---	---	---	---	---	---	---	---	---	---	---	---	---	---	---	

### SEASON HIGHS

POINTS: 3 vs. Illinois St (12/29/21)  
FIELD GOALS: 1 vs. Illinois St (12/29/21)  
FG ATTEMPTS: 3 vs. Illinois St (12/29/21)  
3-POINT FGS: 1 vs. Illinois St (12/29/21)  
3-POINT FGAS: 2 vs. Illinois St (12/29/21)  
FREE THROWS: --  
FT ATTEMPTS: --  
REBOUNDS: --  
ASSISTS: --  
BLOCKS: --  
STEALS: --  
MINUTES: 4 vs. Green Bay (11/12/21)

### CAREER HIGHS

POINTS: 3 vs. Illinois St (12/29/21)  
FIELD GOALS: 1 vs. Illinois St (12/29/21)  
FG ATTEMPTS: 3 vs. Illinois St (12/29/21)  
3-POINT FGS: 1 vs. Illinois St (12/29/21)  
3-POINT FGAS: 2 vs. Illinois St (12/29/21)  
FREE THROWS: --  
FT ATTEMPTS: --  
REBOUNDS: --  
ASSISTS: --  
BLOCKS: --  
STEALS: --  
MINUTES: 4 vs. Green Bay (11/12/21)

## 11 | LORNE BOWMAN II

Freshman | Guard | 6-2 | 210  
Detroit, Mich. | St. Mary's High School

### GAME-BY-GAME STATISTICS

Opponent	Date	gs	min	Total		3-Pointers		Free throws		Rebounds				pf	a	t/o	blk	stl	pts	avg
				fg-fga	pct	3fg-fga	pct	ft-fia	pct	off	def	tot	avg							
ST. FRANCIS BROOKLYN	11/09/21	15		3-7	.429	3-4	.750	0-0	.000	2	2	4	4.0	0	1	1	0	0	9	9.0
GREEN BAY	11/12/21	15		1-3	.333	1-2	.500	0-0	.000	0	1	1	2.5	4	1	1	0	3	3	6.0
PROVIDENCE	11/15/21	11		1-3	.333	1-2	.500	0-0	.000	0	0	0	1.7	1	0	1	0	0	3	5.0
vs Texas A&M	11/22/21	11		0-1	.000	0-0	.000	2-2	1.000	0	0	0	1.3	1	1	0	0	1	2	4.3
vs Houston	11/23/21	12		1-1	1.000	0-0	.000	0-1	.000	0	0	0	1.0	1	0	1	0	0	2	3.8
vs Saint Mary's (CA)	11/24/21	11		2-5	.400	1-2	.500	0-0	.000	0	0	0	0.8	1	0	1	0	0	5	4.0
at Georgia Tech	12/01/21	8		2-3	.667	1-2	.500	0-0	.000	0	2	2	1.0	1	0	0	0	0	5	4.1
MARQUETTE	12/04/21	11		2-4	.500	1-3	.333	0-0	.000	0	1	1	1.0	2	0	3	0	0	5	4.3
NICHOLLS ST.	12/15/21	13		1-2	.500	1-2	.500	1-3	.333	0	3	3	1.2	0	0	1	0	0	4	4.2
at Purdue	01/03/22	5		0-0	.000	0-0	.000	0-0	.000	0	0	0	1.1	0	1	0	0	0	0	3.8
IOWA	01/06/22	9		0-3	.000	0-1	.000	0-0	.000	0	0	0	1.0	2	0	1	0	0	0	3.5
at Maryland	01/09/22	8		0-1	.000	0-0	.000	0-0	.000	0	1	1	1.0	1	2	1	0	1	0	3.2
OHIO ST.	01/13/22	12		1-1	1.000	1-1	1.000	0-2	.000	0	0	0	0.9	2	0	0	0	0	3	3.2
at Northwestern	01/18/22	5		0-1	.000	0-1	.000	0-0	.000	0	1	1	0.9	2	1	0	0	0	0	2.9
MICHIGAN ST.	01/21/22	12		1-3	.333	0-2	.000	2-2	1.000	0	0	0	0.9	2	2	0	0	0	4	3.0
at Nebraska	01/27/22	13		1-4	.250	0-1	.000	2-4	.500	0	1	1	0.9	1	0	1	0	0	4	3.1
Totals		0	171	16-42	.381	10-23	.435	7-14	.500	2	12	14	0.9	21	9	12	0	5	49	3.1

### CAREER STATISTICS

Overall		3-Point						Rebounding										Pts/Avg	
Year	GP-GS	Min/Avg	FG-FGA	Pct	FG-FGA	Pct	FT-FTA	Pct	Off-Def	Tot	Avg	PF-FO	Ast	TO	Blk	Stl		Pts/Avg	
2021-22	16-0	171/10.7	16-42	.381	10-23	.435	7-14	.500	2-12	14	0.9	21-0	9	12	0	5		49/3.1	
Total	16-0	171/10.7	16-42	.381	10-23	.435	7-14	.500	2-12	14	0.9	21-0	9	12	0	5		49/3.1	

Conference		3-Point						Rebounding										Pts/Avg	
Year	GP-GS	Min/Avg	FG-FGA	Pct	FG-FGA	Pct	FT-FTA	Pct	Off-Def	Tot	Avg	PF-FO	Ast	TO	Blk	Stl		Pts/Avg	
2021-22	7-0	64/9.1	3-13	.231	1-6	.167	4-8	.500	0-3	3	0.4	10-0	6	3	0	1		11/1.4	
Total	7-0	64/9.1	3-13	.231	1-6	.167	4-8	.500	0-3	3	0.4	10-0	6	3	0	1		11/1.4	

### SEASON HIGHS

POINTS: 9 vs. St. Francis Bkn (11/9/21)  
FIELD GOALS: 3 vs. St. Francis Bkn (11/9/21)  
FG ATTEMPTS: 7 vs. St. Francis Bkn (11/9/21)  
3-POINT FGS: 3 vs. St. Francis Bkn (11/9/21)  
3-POINT FGAS: 4 vs. St. Francis Bkn (11/9/21)  
FREE THROWS: 2 (3x) MR at Nebraska (1/27/22)  
FT ATTEMPTS: 4 at Nebraska (1/27/22)  
REBOUNDS: 4 vs. St. Francis Bkn (11/9/21)  
ASSISTS: 2 (2x) MR vs. Michigan St (1/21/22)  
BLOCKS: --  
STEALS: 1 (2x) MR at Maryland (1/9/22)  
MINUTES: 15 vs. St. Francis Bkn (11/9/21)

### CAREER HIGHS

POINTS: 9 vs. St. Francis Bkn (11/9/21)  
FIELD GOALS: 3 vs. St. Francis Bkn (11/9/21)  
FG ATTEMPTS: 7 vs. St. Francis Bkn (11/9/21)  
3-POINT FGS: 3 vs. St. Francis Bkn (11/9/21)  
3-POINT FGAS: 4 vs. St. Francis Bkn (11/9/21)  
FREE THROWS: 2 (3x) MR at Nebraska (1/27/22)  
FT ATTEMPTS: 4 at Nebraska (1/27/22)  
REBOUNDS: 4 vs. St. Francis Bkn (11/9/21)  
ASSISTS: 2 (2x) MR vs. Michigan St (1/21/22)  
BLOCKS: --  
STEALS: 1 (2x) MR at Maryland (1/9/22)  
MINUTES: 15 vs. St. Francis Bkn (11/9/21)

Individual Game by Game

13 | JUSTIN TAPHORN

Freshman | Guard | 6-5 | 198  
Pekin, Ill. | Pekin High School

GAME-BY-GAME STATISTICS

Opponent	Date	gs	min	Total		3-Pointers		Free throws		Rebounds				pf	a	t/o	blk	stl	pts	avg
				fg-fga	pct	3fg-fga	pct	ft-fa	pct	off	def	tot	avg							
ST. FRANCIS BROOKLYN	11/09/21	1		0-0	.000	0-0	.000	0-0	.000	0	0	0	0.0	0	0	0	0	0	0	0.0
GREEN BAY	11/12/21	2		0-0	.000	0-0	.000	0-0	.000	0	0	0	0.0	0	0	0	0	0	0	0.0
MARQUETTE	12/04/21	1		0-0	.000	0-0	.000	0-0	.000	0	0	0	0.0	0	0	0	0	0	0	0.0
Totals		0	4	0-0	.000	0-0	.000	0-0	.000	0	0	0	0.0	0	0	0	0	0	0	0.0

CAREER STATISTICS

Overall	3-Point								Rebounding								
Year	GP-GS	Min/Avg	FG-FGA	Pct	FG-FGA	Pct	FT-FTA	Pct	Off-Def	Tot	Avg	PF-FO	Ast	TO	Blk	Stl	Pts/Avg
2020-21	6-0	8/1.3	0-1	.000	0-1	.000	---	---	0-0	0	---	0-0	0	1	0	0	0/0.0
2021-22	3-0	4/1.3	0-0	.000	0-0	.000	---	---	0-0	0	---	0-0	0	0	0	0	0/0.0
Total	9-0	12/1.3	0-1	.000	0-1	.000	---	---	0-0	0	---	0-0	0	1	0	0	0/0.0
Overall	3-Point								Rebounding								
Year	GP-GS	Min/Avg	FG-FGA	Pct	FG-FGA	Pct	FT-FTA	Pct	Off-Def	Tot	Avg	PF-FO	Ast	TO	Blk	Stl	Pts/Avg
2020-21	2-0	2/1.0	0-0	---	0-0	---	0-0	---	0-0	0	0.0	0-0	0	0	0	0	0/0.0
2021-22	---	---	---	---	---	---	---	---	---	---	---	---	---	---	---	---	---/--
Total	2-0	2/1.0	0-0	---	0-0	---	0-0	---	0-0	0	0.0	0-0	0	0	0	0	0/0.0

SEASON HIGHS

POINTS: --  
FIELD GOALS: --  
FG ATTEMPTS: --  
3-POINT FGS: --  
3-POINT FGAS: --  
FREE THROWS: --  
FT ATTEMPTS: --  
REBOUNDS: --  
ASSISTS: --  
BLOCKS: --  
STEALS: --  
MINUTES: 2 vs. Green Bay (11/12/21)

CAREER HIGHS

POINTS: --  
FIELD GOALS: --  
FG ATTEMPTS: 1 vs. Green Bay (12/1/20)  
3-POINT FGS: --  
3-POINT FGAS: 1 vs. Green Bay (12/1/20)  
FREE THROWS: --  
FT ATTEMPTS: --  
REBOUNDS: --  
ASSISTS: --  
BLOCKS: --  
STEALS: --  
MINUTES: 2 vs. Green Bay (11/12/21)

14 | CARTER GILMORE

Freshman | Forward | 6-7 | 215  
Hartland, Wis. | Arrowhead High School

GAME-BY-GAME STATISTICS

Opponent	Date	gs	min	Total		3-Pointers		Free throws		Rebounds			pf	a	t/o	blk	stl	pts	avg	
				fg-fga	pct	3fg-fga	pct	ft-fa	pct	off	def	tot								avg
ST. FRANCIS BROOKLYN	11/09/21	7	2-2	1,000	0-0	.000	1-2	.500	0	1	1	1.0	0	1	0	1	1	5	5.0	
GREEN BAY	11/12/21	14	0-4	.000	0-1	.000	0-0	.000	2	3	5	3.0	0	0	1	2	0	0	2.5	
PROVIDENCE	11/15/21	25	0-3	.000	0-1	.000	0-0	.000	0	5	5	3.7	2	0	0	0	0	0	1.7	
vs Texas A&M	11/22/21	11	0-0	.000	0-0	.000	1-2	.500	0	0	0	2.8	2	0	0	1	0	1	1.5	
vs Houston	11/23/21	9	0-1	.000	0-1	.000	0-0	.000	0	0	0	2.2	1	1	0	0	1	0	1.2	
vs Saint Mary's (CA)	11/24/21	12	1-1	1,000	0-0	.000	2-2	1,000	1	0	1	2.0	2	0	0	0	0	4	1.7	
at Georgia Tech	12/01/21	5	0-0	.000	0-0	.000	0-0	.000	0	1	1	1.9	1	0	0	0	0	0	1.4	
MARQUETTE	12/04/21	7	0-0	.000	0-0	.000	0-0	.000	1	0	1	1.8	3	1	0	0	0	0	1.3	
INDIANA	12/08/21	4	1-2	.500	0-1	.000	0-0	.000	0	0	0	1.6	0	0	0	0	0	2	1.3	
NICHOLLS ST.	12/15/21	4	0-0	.000	0-0	.000	0-1	.000	0	0	0	1.4	1	0	0	0	0	0	1.2	
ILLINOIS ST.	12/29/21	8	1-1	1,000	1-1	1,000	0-0	.000	0	3	3	1.5	1	0	0	0	0	3	1.4	
at Purdue	01/03/22	19	0-3	.000	0-3	.000	0-0	.000	2	0	2	1.6	1	1	1	0	0	0	1.3	
IOWA	01/06/22	8	1-2	.500	0-1	.000	0-0	.000	0	0	0	1.5	3	0	0	0	0	2	1.3	
at Maryland	01/09/22	9	1-2	.500	0-0	.000	0-0	.000	0	0	0	1.4	2	0	0	0	0	2	1.4	
OHIO ST.	01/13/22	7	0-2	.000	0-2	.000	0-0	.000	0	0	0	1.3	0	1	0	0	0	0	1.3	
at Northwestern	01/18/22	7	0-0	.000	0-0	.000	0-0	.000	0	2	2	1.3	0	3	0	0	0	0	1.2	
MICHIGAN ST.	01/21/22	10	0-3	.000	0-1	.000	0-0	.000	0	1	1	1.3	0	0	0	0	0	0	1.1	
at Nebraska	01/27/22	1	0-0	.000	0-0	.000	0-0	.000	0	0	0	1.2	0	0	0	0	0	0	1.1	
Totals		0	167	7-26	.269	1-12	.083	4-7	.571	6	16	22	1.2	19	8	2	4	2	19	1.1

CAREER STATISTICS

Overall			3-Point							Rebounding							
Year	GP-GS	Min/Avg	FG-FGA	Pct	FG-FGA	Pct	FT-FTA	Pct	Off-Def	Tot	Avg	PF-FO	Ast	TO	Blk	Stl	Pts/Avg
2020-21	9-0	17/1.9	1-5	.200	0-4	.000	0-0	.000	0-3	3	0.3	2-0	0	0	0	0	2/0.2
2021-22	18-0	166/9.2	7-26	.269	1-12	.083	4-7	.571	6-16	22	1.2	19-0	8	3	4	2	19/1.1
Total	27-0	183/6.8	8-31	.258	1-16	.063	4-7	.571	6-19	25	0.9	21-0	8	3	4	2	21/0.8
Conference			3-Point							Rebounding							
Year	GP-GS	Min/Avg	FG-FGA	Pct	FG-FGA	Pct	FT-FTA	Pct	Off-Def	Tot	Avg	PF-FO	Ast	TO	Blk	Stl	Pts/Avg
2020-21	4-0	8/2.0	0-2	.000	0-2	.000	---	---	0-1	1	0.3	1-0	0	0	0	0	0/0.0
2021-22	8-0	64/8.0	3-14	.214	0-8	.000	---	---	2-3	5	0.6	6-0	5	1	0	0	6/0.8
Total	12-0	72/6.0	3-16	.188	0-10	.000	---	---	2-4	6	0.5	7-0	5	1	0	0	6/0.5

SEASON HIGHS

POINTS: 5 vs. St. Francis Bkn (11/9/21)  
FIELD GOALS: 2 vs. St. Francis Bkn (11/9/21)  
FG ATTEMPTS: 3 (3x) MR vs. Michigan St (1/21/22)  
3-POINT FGS: 1 vs. Illinois St (12/29/21)  
3-POINT FGAS: 3 at Purdue (1/3/22)  
FREE THROWS: 2 vs. Saint Mary's (11/24/21)  
FT ATTEMPTS: 2 (2x) MR vs. Saint Mary's (11/24/21)  
REBOUNDS: 5 vs. Providence (11/15/21)  
ASSISTS: 3 at Northwestern (1/18/22)  
BLOCKS: 1 vs. Texas A&M (11/22/21)  
STEALS: 1 (2x) MR vs. Houston (11/23/21)  
MINUTES: 25 vs. Providence (11/15/21)

CAREER HIGHS

POINTS: 5 vs. St. Francis Bkn (11/9/21)  
FIELD GOALS: 2 vs. St. Francis Bkn (11/9/21)  
FG ATTEMPTS: 3 (3x) MR vs. Michigan St (1/21/22)  
3-POINT FGS: 1 vs. Illinois St (12/29/21)  
3-POINT FGAS: 3 at Purdue (1/3/22)  
FREE THROWS: 2 vs. Saint Mary's (11/24/21)  
FT ATTEMPTS: 2 (2x) MR vs. Saint Mary's (11/24/21)  
REBOUNDS: 5 vs. Providence (11/15/21)  
ASSISTS: 3 at Northwestern (1/18/22)  
BLOCKS: 1 vs. Texas A&M (11/22/21)  
STEALS: 1 (2x) MR vs. Houston (11/23/21)  
MINUTES: 25 vs. Providence (11/15/21)

# Individual Game by Game

## 35 | MARKUS ILVER

Freshman | Forward | 6-8 | 247  
Tallinn, Estonia | Western Reserve Academy

### GAME-BY-GAME STATISTICS

Opponent	Date	gs	min	Total		3-Pointers		Free throws		Rebounds				pf	a	tlo	blk	stl	pts	avg
				fg-fga	pct	3fg-fga	pct	ft-fia	pct	off	def	tot	avg							
ST. FRANCIS BROOKLYN	11/09/21	7		1-2	.500	0-1	.000	0-0	.000	0	0	0	0.0	1	0	0	0	0	2	2.0
GREEN BAY	11/12/21	11		0-4	.000	0-2	.000	3-4	.750	1	3	4	2.0	4	0	1	0	0	3	2.5
PROVIDENCE	11/15/21	2		0-0	.000	0-0	.000	0-0	.000	0	0	0	1.3	0	0	0	0	0	0	1.7
MARQUETTE	12/04/21	2		0-1	.000	0-1	.000	0-0	.000	0	0	0	1.0	0	0	0	0	0	0	1.3
at Ohio St.	12/11/21	3		0-1	.000	0-1	.000	0-0	.000	0	0	0	0.8	0	0	0	0	0	0	1.0
ILLINOIS ST.	12/29/21	2		0-0	.000	0-0	.000	0-0	.000	0	0	0	0.7	0	0	0	0	0	0	0.8
IOWA	01/06/22	1		0-0	.000	0-0	.000	0-0	.000	0	0	0	0.6	1	0	1	0	0	0	0.7
Totals		0	28	1-8	.125	0-5	.000	3-4	.750	1	3	4	0.6	6	0	2	0	0	5	0.7

### CAREER STATISTICS

Overall			3-Point						Rebounding									
Year	GP-GS	Min/Avg	FG-FGA	Pct	FG-FGA	Pct	FT-FTA	Pct	Off-Def	Tot	Avg	PF-FO	Ast	TO	Blk	Stl	Pts/Avg	
2021-22	7-0	27/3.9	1-8	.125	0-5	.000	3-4	.750	1-3	4	0.6	6-0	0	2	0	0	5/0.7	
Total	7-0	27/3.9	1-8	.125	0-5	.000	3-4	.750	1-3	4	0.6	6-0	0	2	0	0	5/0.7	
Conference			3-Point						Rebounding									
Year	GP-GS	Min/Avg	FG-FGA	Pct	FG-FGA	Pct	FT-FTA	Pct	Off-Def	Tot	Avg	PF-FO	Ast	TO	Blk	Stl	Pts/Avg	
2021-22	2-0	4/2.0	0-1	.000	0-1	.000	0-0	---	0-0	0	0.0	1-0	0	1	0	0	0/0.0	
Total	2-0	4/2.0	0-1	.000	0-1	.000	0-0	---	0-0	0	0.0	1-0	0	1	0	0	0/0.0	

### SEASON HIGHS

POINTS: 3 vs. Green Bay (11/12/21)  
FIELD GOALS: 1 vs. St. Francis Bkn (11/9/21)  
FG ATTEMPTS: 4 vs. Green Bay (11/12/21)  
3-POINT FGS: --  
3-POINT FGAS: 2 vs. Green Bay (11/12/21)  
FREE THROWS: 3 vs. Green Bay (11/12/21)  
FT ATTEMPTS: 4 vs. Green Bay (11/12/21)  
REBOUNDS: 4 vs. Green Bay (11/12/21)  
ASSISTS: --  
BLOCKS: --  
STEALS: --  
MINUTES: 11 vs. Green Bay (11/12/21)

### CAREER HIGHS

POINTS: 3 vs. Green Bay (11/12/21)  
FIELD GOALS: 1 vs. St. Francis Bkn (11/9/21)  
FG ATTEMPTS: 4 vs. Green Bay (11/12/21)  
3-POINT FGS: --  
3-POINT FGAS: 2 vs. Green Bay (11/12/21)  
FREE THROWS: 3 vs. Green Bay (11/12/21)  
FT ATTEMPTS: 4 vs. Green Bay (11/12/21)  
REBOUNDS: 4 vs. Green Bay (11/12/21)  
ASSISTS: --  
BLOCKS: --  
STEALS: --  
MINUTES: 11 vs. Green Bay (11/12/21)



# SEASON STATISTICS

Updated Through January 27, 2022

RECORD:	OVERALL	HOME	AWAY	NEUTRAL
ALL GAMES	16-3	8-2	5-1	3-0
CONFERENCE	7-2	3-1	4-1	0-0
NON-CONFERENCE	9-1	5-1	1-0	3-0

##	Player	gp-gs	min	avg	Total		3-Point		F-Throw		Rebounds				pf	dq	a	to	blk	stl	pts	avg
					fg-fga	fg%	3fg-fga	3fg%	ft-fa	ft%	off	def	tot	avg								
01	Johnny Davis	17-17	588	34.6	129-294	.439	27-74	.365	84-106	.792	23	104	127	7.5	28	0	45	38	11	24	369	21.7
34	Brad Davison	19-19	636	33.5	90-216	.417	52-135	.385	67-78	.859	9	70	79	4.2	43	1	41	19	0	15	299	15.7
05	Tyler Wahl	18-18	523	29.1	71-141	.504	3-22	.136	46-66	.697	24	83	107	5.9	43	1	32	21	18	16	191	10.6
22	Steven Crowl	19-19	455	23.9	66-139	.475	15-47	.319	24-31	.774	34	54	88	4.6	48	1	23	19	5	5	171	9.0
23	Chucky Hepburn	19-19	581	30.6	47-126	.373	21-66	.318	26-33	.788	5	34	39	2.1	38	0	39	24	4	23	141	7.4
11	Lorne Bowman II	16-0	171	10.7	16-42	.381	10-23	.435	7-14	.500	2	12	14	0.9	21	0	9	12	0	5	49	3.1
33	Chris Vogt	19-0	254	13.4	21-50	.420	0-1	.000	10-16	.625	32	36	68	3.6	52	1	15	7	14	5	52	2.7
00	Jahcobi Neath	11-1	101	9.2	8-28	.286	3-10	.300	6-9	.667	5	11	16	1.5	8	0	5	2	1	3	25	2.3
20	Ben Carlson	18-2	182	10.1	16-48	.333	1-15	.067	4-7	.571	15	23	38	2.1	6	0	3	6	1	1	37	2.1
02	Jordan Davis	17-0	94	5.5	8-18	.444	5-12	.417	0-1	.000	5	12	17	1.0	8	0	2	4	2	4	21	1.2
14	Carter Gilmore	18-0	167	9.3	7-26	.269	1-12	.083	4-7	.571	6	16	22	1.2	19	0	8	2	4	2	19	1.1
35	Markus Ilver	7-0	28	4.0	1-8	.125	0-5	.000	3-4	.750	1	3	4	0.6	6	0	0	2	0	0	5	0.7
10	Isaac Lindsey	5-0	11	2.2	1-4	.250	1-2	.500	0-0	.000	0	0	0	0.0	0	0	0	0	0	0	3	0.6
04	Carter Higginbottom	5-0	5	1.0	0-1	.000	0-0	.000	0-0	.000	0	0	0	0.0	2	0	0	2	0	0	0	0.0
13	Justin Taphorn	3-0	4	1.3	0-0	.000	0-0	.000	0-0	.000	0	0	0	0.0	0	0	0	0	0	0	0	0.0
Team											31	32	63					4				
Total.....		19	3800		481-1141	.422	139-424	.328	281-372	.755	192	490	682	35.9	322	4	222	162	60	103	1382	72.7
Opponents.....		19	3800		476-1091	.436	124-367	.338	193-294	.656	166	511	677	35.6	366	11	219	228	70	80	1269	66.8

TEAM STATISTICS	WIS	OPP	Date	Opponent	Score	Att.
SCORING	1382	1269	11/09/21	ST. FRANCIS BROOKLYN	w 81-58	15735
Points per game	72.7	66.8	11/12/21	GREEN BAY	w 72-34	16005
Scoring margin	+5.9	-	11/15/21	PROVIDENCE	L 58-63	15773
FIELD GOALS-ATT	481-1141	476-1091	11/22/21	vs Texas A&M	w 69-58	0
Field goal pct	.422	.436	11/23/21	vs Houston	w 65-63	0
3 POINT FG-ATT	139-424	124-367	11/24/21	vs Saint Mary's (CA)	w 61-55	2901
3-point FG pct	.328	.338	12/01/21	at Georgia Tech	w 70-66	6302
3-pt FG made per game	7.3	6.5	12/04/21	MARQUETTE	w 89-76	17287
FREE THROWS-ATT	281-372	193-294	* 12/08/21	INDIANA	w 64-59	16013
Free throw pct	.755	.656	* 12/11/21	at Ohio St.	L 55-73	13856
F-Throws made per game	14.8	10.2	12/15/21	NICHOLLS ST.	w 71-68	15752
REBOUNDS	682	677	12/29/21	ILLINOIS ST.	w 89-85	15718
Rebounds per game	35.9	35.6	* 01/03/22	at Purdue	w 74-69	14804
Rebounding margin	+0.3	-	* 01/06/22	IOWA	w 87-78	15212
ASSISTS	222	219	* 01/09/22	at Maryland	w 70-69	10864
Assists per game	11.7	11.5	* 01/13/22	OHIO ST.	w 78-68	15571
TURNOVERS	162	228	* 01/18/22	at Northwestern	w 82-76	5251
Turnovers per game	8.5	12.0	* 01/21/22	MICHIGAN ST.	L 74-86	17287
Turnover margin	+3.5	-	* 01/27/22	at Nebraska	w 73-65	15385
Assist/turnover ratio	1.4	1.0				
STEALS	103	80				
Steals per game	5.4	4.2				
BLOCKS	60	70				
Blocks per game	3.2	3.7				
ATTENDANCE	160353	69363				
Home games-Avg/Game	10-16035	6-11077				
Neutral site-Avg/Game	-	3-967				

\* = Conference game

Score by Periods	1st	2nd	Totals
Wisconsin	651	731	1382
Opponents	583	686	1269

# BIG TEN STATISTICS

Updated Through January 27, 2022

RECORD:	OVERALL	HOME	AWAY	NEUTRAL
ALL GAMES	7-2	3-1	4-1	0-0
CONFERENCE	7-2	3-1	4-1	0-0
NON-CONFERENCE	0-0	0-0	0-0	0-0

##	Player	gp-gs	min	avg	Total		3-Point		F-Throw		Rebounds				pf	dq	a	to	blk	stl	pts	avg
					fg-fga	fg%	3fg-fga	3fg%	ft-fa	ft%	off	def	tot	avg								
01	Johnny Davis	9-9	326	36.2	74-165	.448	16-44	.364	44-58	.759	10	67	77	8.6	18	0	23	23	5	12	208	23.1
34	Brad Davison	9-9	314	34.9	46-102	.451	27-59	.458	27-31	.871	4	34	38	4.2	16	0	22	10	0	7	146	16.2
05	Tyler Wahl	8-8	221	27.6	34-64	.531	3-11	.273	20-29	.690	12	47	59	7.4	24	1	21	10	6	9	91	11.4
22	Steven Crowl	9-9	213	23.7	28-55	.509	6-19	.316	8-9	.889	12	19	31	3.4	27	1	14	9	0	3	70	7.8
23	Chucky Hepburn	9-9	273	30.3	21-61	.344	10-32	.313	8-11	.727	2	17	19	2.1	20	0	15	9	2	10	60	6.7
33	Chris Vogt	9-0	137	15.2	14-31	.452	0-0	.000	4-7	.571	14	13	27	3.0	28	1	9	3	9	3	32	3.6
20	Ben Carlson	9-1	86	9.6	6-21	.286	1-8	.125	3-5	.600	7	6	13	1.4	4	0	0	2	0	1	16	1.8
11	Lorne Bowman II	7-0	64	9.1	3-13	.231	1-6	.167	4-8	.500	0	3	3	0.4	10	0	6	3	0	1	11	1.6
00	Jahcobi Neath	7-0	41	5.9	3-11	.273	2-6	.333	1-3	.333	1	5	6	0.9	2	0	2	1	0	0	9	1.3
02	Jordan Davis	9-0	53	5.9	3-11	.273	2-7	.286	0-1	.000	2	6	8	0.9	2	0	1	1	2	2	8	0.9
14	Carter Gilmore	8-0	65	8.1	3-14	.214	0-8	.000	0-0	.000	2	3	5	0.6	6	0	5	1	0	0	6	0.8
04	Carter Higginbottom	2-0	1	0.5	0-1	.000	0-0	.000	0-0	.000	0	0	0	0.0	0	0	0	0	0	0	0	0.0
35	Markus Ilver	2-0	4	2.0	0-1	.000	0-1	.000	0-0	.000	0	0	0	0.0	1	0	0	1	0	0	0	0.0
10	Isaac Lindsey	2-0	2	1.0	0-0	.000	0-0	.000	0-0	.000	0	0	0	0.0	0	0	0	0	0	0	0	0.0
Team											13	12	25					2				
Total.....		9	1800		235-550	.427	68-201	.338	119-162	.735	79	232	311	34.6	158	3	118	75	24	48	657	73.0
Opponents.....		9	1800		245-533	.460	56-160	.350	97-147	.660	78	255	333	37.0	164	5	127	100	31	33	643	71.4

TEAM STATISTICS	WIS	OPP	Date	Opponent	Score	Att.
SCORING	657	643	* 12/08/21	INDIANA	w 64-59	16013
Points per game	73.0	71.4	* 12/11/21	at Ohio St.	L 55-73	13856
Scoring margin	+1.6	-	* 01/03/22	at Purdue	w 74-69	14804
FIELD GOALS-ATT	235-550	245-533	* 01/06/22	IOWA	w 87-78	15212
Field goal pct	.427	.460	* 01/09/22	at Maryland	w 70-69	10864
3 POINT FG-ATT	68-201	56-160	* 01/13/22	OHIO ST.	w 78-68	15571
3-point FG pct	.338	.350	* 01/18/22	at Northwestern	w 82-76	5251
3-pt FG made per game	7.6	6.2	* 01/21/22	MICHIGAN ST.	L 74-86	17287
FREE THROWS-ATT	119-162	97-147	* 01/27/22	at Nebraska	w 73-65	15385
Free throw pct	.735	.660	* = Conference game			
F-Throws made per game	13.2	10.8				
REBOUNDS	311	333				
Rebounds per game	34.6	37.0				
Rebounding margin	-2.4	-				
ASSISTS	118	127				
Assists per game	13.1	14.1				
TURNOVERS	75	100				
Turnovers per game	8.3	11.1				
Turnover margin	+2.8	-				
Assist/turnover ratio	1.6	1.3				
STEALS	48	33				
Steals per game	5.3	3.7				
BLOCKS	24	31				
Blocks per game	2.7	3.4				
ATTENDANCE	64083	60160				
Home games-Avg/Game	4-16021	5-12032				
Neutral site-Avg/Game	-	0-0				

Score by Periods	1st	2nd	Totals
Wisconsin	307	350	657
Opponents	293	350	643

# HOME STATISTICS

Updated Through January 21, 2022

RECORD:	OVERALL	HOME	AWAY	NEUTRAL
ALL GAMES	8-2	8-2	0-0	0-0
CONFERENCE	3-1	3-1	0-0	0-0
NON-CONFERENCE	5-1	5-1	0-0	0-0

##	Player	gp-gs	min	avg	Total		3-Point		F-Throw		Rebounds				pf dq		a	to	blk	stl	pts	avg
					fg-fga	fg%	3fg-fga	3fg%	ft-fa	ft%	off	def	tot	avg								
01	Johnny Davis	8-8	262	32.8	56-140	.400	10-32	.313	41-51	.804	12	44	56	7.0	14	0	25	15	5	6	163	20.4
34	Brad Davison	10-10	325	32.5	51-113	.451	28-70	.400	37-43	.860	7	35	42	4.2	23	1	19	11	0	10	167	16.7
05	Tyler Wahl	9-9	264	29.3	36-66	.545	2-12	.167	27-41	.659	16	41	57	6.3	17	0	19	10	9	8	101	11.2
22	Steven Crowl	10-10	233	23.3	43-83	.518	9-24	.375	14-19	.737	22	33	55	5.5	16	0	16	6	3	3	109	10.9
23	Chucky Hepburn	10-10	299	29.9	25-68	.368	10-33	.303	18-21	.857	2	16	18	1.8	22	0	22	14	2	15	78	7.8
11	Lorne Bowman II	8-0	98	12.3	10-26	.385	8-17	.471	3-7	.429	2	7	9	1.1	13	0	4	8	0	3	31	3.9
00	Jahcobi Neath	6-1	83	13.8	7-22	.318	3-8	.375	5-7	.714	5	9	14	2.3	7	0	4	2	1	3	22	3.7
33	Chris Vogt	10-0	138	13.8	13-28	.464	0-1	.000	7-10	.700	18	22	40	4.0	25	0	10	3	5	4	33	3.3
20	Ben Carlson	9-2	113	12.6	11-33	.333	1-10	.100	3-4	.750	10	15	25	2.8	3	0	1	3	1	1	26	2.9
02	Jordan Davis	10-0	47	4.7	5-11	.455	3-8	.375	0-0	.000	2	3	5	0.5	4	0	1	3	0	1	13	1.3
14	Carter Gilmore	10-0	94	9.4	5-19	.263	1-8	.125	1-3	.333	3	13	16	1.6	10	0	3	1	3	1	12	1.2
35	Markus Ilver	6-0	25	4.2	1-7	.143	0-4	.000	3-4	.750	1	3	4	0.7	6	0	0	2	0	0	5	0.8
10	Isaac Lindsey	4-0	10	2.5	1-4	.250	1-2	.500	0-0	.000	0	0	0	0.0	0	0	0	0	0	0	3	0.8
04	Carter Higginbottom	5-0	5	1.0	0-1	.000	0-0	.000	0-0	.000	0	0	0	0.0	2	0	0	2	0	0	0	0.0
13	Justin Taphorn	3-0	4	1.3	0-0	.000	0-0	.000	0-0	.000	0	0	0	0.0	0	0	0	0	0	0	0	0.0
Team											20	21	41					2				
Total.....		10	2000		264-621	.425	76-229	.332	159-210	.757	120	262	382	38.2	162	1	124	82	29	55	763	76.3
Opponents.....		10	2000		259-590	.439	60-191	.314	97-156	.622	92	260	352	35.2	205	9	109	115	44	37	675	67.5

## TEAM STATISTICS

	WIS	OPP
SCORING	763	675
Points per game	76.3	67.5
Scoring margin	+8.8	-
FIELD GOALS-ATT	264-621	259-590
Field goal pct	.425	.439
3 POINT FG-ATT	76-229	60-191
3-point FG pct	.332	.314
3-pt FG made per game	7.6	6.0
FREE THROWS-ATT	159-210	97-156
Free throw pct	.757	.622
F-Throws made per game	15.9	9.7
REBOUNDS	382	352
Rebounds per game	38.2	35.2
Rebounding margin	+3.0	-
ASSISTS	124	109
Assists per game	12.4	10.9
TURNOVERS	82	115
Turnovers per game	8.2	11.5
Turnover margin	+3.3	-
Assist/turnover ratio	1.5	0.9
STEALS	55	37
Steals per game	5.5	3.7
BLOCKS	29	44
Blocks per game	2.9	4.4
ATTENDANCE	160353	0
Home games-Avg/Game	10-16035	0-0
Neutral site-Avg/Game	-	0-0

Date	Opponent		Score	Att.
11/09/21	ST. FRANCIS BROOKLYN	W	81-58	15735
11/12/21	GREEN BAY	W	72-34	16005
11/15/21	PROVIDENCE	L	58-63	15773
12/04/21	MARQUETTE	W	89-76	17287
* 12/08/21	INDIANA	W	64-59	16013
12/15/21	NICHOLLS ST.	W	71-68	15752
12/29/21	ILLINOIS ST.	W	89-85	15718
* 01/06/22	IOWA	W	87-78	15212
* 01/13/22	OHIO ST.	W	78-68	15571
* 01/21/22	MICHIGAN ST.	L	74-86	17287

\* = Conference game

Score by Periods	1st	2nd	Totals
Wisconsin	348	415	763
Opponents	317	358	675

# ROAD/NEUTRAL STATISTICS

Updated Through January 27, 2022

RECORD:	OVERALL	HOME	AWAY	NEUTRAL
ALL GAMES	8-1	0-0	5-1	3-0
CONFERENCE	4-1	0-0	4-1	0-0
NON-CONFERENCE	4-0	0-0	1-0	3-0

##	Player	gp-gs	min	avg	Total		3-Point		F-Throw		Rebounds				pf	dq	a	to	blk	stl	pts	avg
					fg-fga	fg%	3fg-fga	3fg%	ft-fga	ft%	off	def	tot	avg								
01	Johnny Davis	9-9	326	36.2	73-154	.474	17-42	.405	43-55	.782	11	60	71	7.9	14	0	20	23	6	18	206	22.9
34	Brad Davison	9-9	311	34.6	39-103	.379	24-65	.369	30-35	.857	2	35	37	4.1	20	0	22	8	0	5	132	14.7
05	Tyler Wahl	9-9	259	28.8	35-75	.467	1-10	.100	19-25	.760	8	42	50	5.6	26	1	13	11	9	8	90	10.0
23	Chucky Hepburn	9-9	282	31.3	22-58	.379	11-33	.333	8-12	.667	3	18	21	2.3	16	0	17	10	2	8	63	7.0
22	Steven Crawl	9-9	222	24.7	23-56	.411	6-23	.261	10-12	.833	12	21	33	3.7	32	1	7	13	2	2	62	6.9
11	Lorne Bowman II	8-0	73	9.1	6-16	.375	2-6	.333	4-7	.571	0	5	5	0.6	8	0	5	4	0	2	18	2.3
33	Chris Vogt	9-0	116	12.9	8-22	.364	0-0	.000	3-6	.500	14	14	28	3.1	27	1	5	4	9	1	19	2.1
20	Ben Carlson	9-0	69	7.7	5-15	.333	0-5	.000	1-3	.333	5	8	13	1.4	3	0	2	3	0	0	11	1.2
02	Jordan Davis	7-0	47	6.7	3-7	.429	2-4	.500	0-1	.000	3	9	12	1.7	4	0	1	1	2	3	8	1.1
14	Carter Gilmore	8-0	73	9.1	2-7	.286	0-4	.000	3-4	.750	3	3	6	0.8	9	0	5	1	1	1	7	0.9
00	Jahcobi Neath	5-0	18	3.6	1-6	.167	0-2	.000	1-2	.500	0	2	2	0.4	1	0	1	0	0	0	3	0.6
35	Markus Ilver	1-0	3	3.0	0-1	.000	0-1	.000	0-0	.000	0	0	0	0.0	0	0	0	0	0	0	0	0.0
10	Isaac Lindsey	1-0	1	1.0	0-0	.000	0-0	.000	0-0	.000	0	0	0	0.0	0	0	0	0	0	0	0	0.0
Team											11	11	22					2				
Total.....		9	1800		217-520	.417	63-195	.323	122-162	.753	72	228	300	33.3	160	3	98	80	31	48	619	68.8
Opponents.....		9	1800		217-501	.433	64-176	.364	96-138	.696	74	251	325	36.1	161	2	110	113	26	43	594	66.0

## TEAM STATISTICS

	WIS	OPP
SCORING	619	594
Points per game	68.8	66.0
Scoring margin	+2.8	-
FIELD GOALS-ATT	217-520	217-501
Field goal pct	.417	.433
3 POINT FG-ATT	63-195	64-176
3-point FG pct	.323	.364
3-pt FG made per game	7.0	7.1
FREE THROWS-ATT	122-162	96-138
Free throw pct	.753	.696
F-Throws made per game	13.6	10.7
REBOUNDS	300	325
Rebounds per game	33.3	36.1
Rebounding margin	-2.8	-
ASSISTS	98	110
Assists per game	10.9	12.2
TURNOVERS	80	113
Turnovers per game	8.9	12.6
Turnover margin	+3.7	-
Assist/turnover ratio	1.2	1.0
STEALS	48	43
Steals per game	5.3	4.8
BLOCKS	31	26
Blocks per game	3.4	2.9
ATTENDANCE	0	69363
Home games-Avg/Game	0-0	6-11077
Neutral site-Avg/Game	-	3-967

## Date Opponent

Date	Opponent	Score	Att.
11/22/21	vs Texas A&M	w 69-58	0
11/23/21	vs Houston	w 65-63	0
11/24/21	vs Saint Mary's (CA)	w 61-55	2901
12/01/21	at Georgia Tech	w 70-66	6302
* 12/11/21	at Ohio St.	L 55-73	13856
* 01/03/22	at Purdue	w 74-69	14804
* 01/09/22	at Maryland	w 70-69	10864
* 01/18/22	at Northwestern	w 82-76	5251
* 01/27/22	at Nebraska	w 73-65	15385

\* = Conference game

## Score by Periods

	1st	2nd	Totals
Wisconsin	303	316	619
Opponents	266	328	594



# GAME-BY-GAME STATISTICS

## WISCONSIN

Opponent	Date	Score		Total		3-Pointers		Free throws		Rebounds										pts	avg
				fg-fga	pct	3fg-fga	pct	ft-fa	pct	off	def	tot	avg	pf	a	t/o	blk	stl			
ST. FRANCIS BROOKLYN	11/09/21	81-58	W	29-66	.439	10-22	.455	13-18	.722	15	33	48	48.0	10	12	12	4	6		81	81.0
GREEN BAY	11/12/21	72-34	W	24-64	.375	5-21	.238	19-21	.905	18	32	50	49.0	18	9	7	6	10		72	76.5
PROVIDENCE	11/15/21	58-63	L	20-61	.328	5-27	.185	13-17	.765	11	24	35	44.3	19	5	7	4	4		58	70.3
vs Texas A&M	11/22/21	69-58	W	23-58	.397	8-26	.308	15-17	.882	11	25	36	42.2	13	10	11	3	7		69	70.0
vs Houston	11/23/21	65-63	W	23-49	.469	7-24	.292	12-15	.800	2	26	28	39.4	19	11	9	3	7		65	69.0
vs Saint Mary's (CA)	11/24/21	61-55	W	21-56	.375	3-12	.250	16-18	.889	12	22	34	38.5	19	4	8	4	3		61	67.7
at Georgia Tech	12/01/21	70-66	W	23-54	.426	9-24	.375	15-22	.682	8	20	28	37.0	18	13	8	5	4		70	68.0
MARQUETTE	12/04/21	89-76	W	31-61	.508	10-24	.417	17-23	.739	7	28	35	36.8	15	14	11	3	5		89	70.6
INDIANA	12/08/21	64-59	W	22-62	.355	5-23	.217	15-18	.833	11	30	41	37.2	15	12	4	6	4		64	69.9
at Ohio St.	12/11/21	55-73	L	22-65	.338	6-26	.231	5-9	.556	5	23	28	36.3	19	7	8	5	7		55	68.4
NICHOLLS ST.	12/15/21	71-68	W	24-55	.436	6-21	.286	17-27	.630	10	23	33	36.0	14	10	8	2	6		71	68.6
ILLINOIS ST.	12/29/21	89-85	W	28-67	.418	8-22	.364	25-32	.781	19	25	44	36.7	19	16	6	2	3		89	70.3
at Purdue	01/03/22	74-69	W	27-60	.450	6-24	.250	14-19	.737	9	25	34	36.5	22	13	7	2	5		74	70.6
IOWA	01/06/22	87-78	W	33-66	.500	5-17	.294	16-23	.696	15	28	43	36.9	20	15	8	1	6		87	71.8
at Maryland	01/09/22	70-69	W	25-56	.446	5-20	.250	15-18	.833	5	24	29	36.4	19	11	8	5	4		70	71.7
OHIO ST.	01/13/22	78-68	W	27-58	.466	10-23	.435	14-20	.700	7	26	33	36.2	14	16	9	0	6		78	72.1
at Northwestern	01/18/22	82-76	W	28-54	.519	9-17	.529	17-26	.654	7	29	36	36.2	13	17	11	2	4		82	72.6
MICHIGAN ST.	01/21/22	74-86	L	26-61	.426	12-29	.414	10-11	.909	7	13	20	35.3	18	15	10	1	5		74	72.7
at Nebraska	01/27/22	73-65	W	25-68	.368	10-22	.455	13-18	.722	13	34	47	35.9	18	12	10	2	7		73	72.7
Wisconsin		1382		481-1141	.422	139-424	.328	281-372	.755	192	490	682	35.9	322	222	162	60	103		1382	72.7
Opponents		1269		476-1091	.436	124-367	.338	193-294	.656	166	511	677	35.6	366	219	228	70	80		1269	66.8

Games played: 19

Points/game: 72.7

FG Pct: 42.2

3FG Pct: 32.8

FT Pct: 75.5

Rebounds/game: 35.9

Assists/game: 11.7

Turnovers/game: 8.5

Assist/turnover ratio: 1.4

Steals/game: 5.4

Blocks/game: 3.2

# GAME-BY-GAME STATISTICS

## OPPONENT

Opponent	Date	Score		Total		3-Pointers		Free throws		Rebounds										pts	avg
				fg-fga	pct	3fg-fga	pct	ft-fa	pct	off	def	tot	avg	pf	a	t/o	blk	stl			
ST. FRANCIS BROOKLYN	11/09/21	81-58	W	25-63	.397	5-21	.238	3-4	.750	6	25	31	31.0	15	5	12	4	8	58	58.0	
GREEN BAY	11/12/21	72-34	W	12-51	.235	3-16	.188	7-15	.467	9	22	31	31.0	20	6	13	4	3	34	46.0	
PROVIDENCE	11/15/21	58-63	L	22-54	.407	8-22	.364	11-19	.579	12	32	44	35.3	18	11	15	6	3	63	51.7	
vs Texas A&M	11/22/21	69-58	W	19-49	.388	10-26	.385	10-14	.714	5	24	29	33.8	18	11	16	3	7	58	53.2	
vs Houston	11/23/21	65-63	W	23-54	.426	9-23	.391	8-15	.533	10	26	36	34.2	18	10	12	2	7	63	55.2	
vs Saint Mary's (CA)	11/24/21	61-55	W	21-50	.420	4-15	.267	9-12	.750	9	24	33	34.0	21	9	16	5	3	55	55.2	
at Georgia Tech	12/01/21	70-66	W	22-53	.415	6-16	.375	16-20	.800	10	26	36	34.3	20	7	10	3	5	66	56.7	
MARQUETTE	12/04/21	89-76	W	27-61	.443	9-26	.346	13-18	.722	7	25	32	34.0	20	13	13	3	4	76	59.1	
INDIANA	12/08/21	64-59	W	24-62	.387	5-13	.385	6-13	.462	14	30	44	35.1	19	14	9	4	2	59	59.1	
at Ohio St.	12/11/21	55-73	L	29-58	.500	6-19	.316	9-13	.692	8	41	49	36.5	14	15	14	4	4	73	60.5	
NICHOLLS ST.	12/15/21	71-68	W	30-62	.484	5-19	.263	3-8	.375	10	26	36	36.5	24	7	12	5	3	68	61.2	
ILLINOIS ST.	12/29/21	89-85	W	30-61	.492	9-23	.391	16-22	.727	10	26	36	36.4	28	13	9	4	4	85	63.2	
at Purdue	01/03/22	74-69	W	23-56	.411	8-20	.400	15-24	.625	13	27	40	36.7	17	19	12	0	2	69	63.6	
IOWA	01/06/22	87-78	W	30-61	.492	7-20	.350	11-19	.579	6	20	26	35.9	22	19	8	7	4	78	64.6	
at Maryland	01/09/22	70-69	W	25-55	.455	7-17	.412	12-15	.800	5	28	33	35.7	19	10	12	3	4	69	64.9	
OHIO ST.	01/13/22	78-68	W	30-60	.500	3-19	.158	5-10	.500	7	26	33	35.6	20	7	11	3	2	68	65.1	
at Northwestern	01/18/22	82-76	W	33-71	.465	7-20	.350	3-8	.375	12	23	35	35.5	18	19	8	4	6	76	65.8	
MICHIGAN ST.	01/21/22	74-86	L	29-55	.527	6-12	.500	22-28	.786	11	28	39	35.7	19	14	13	4	4	86	66.9	
at Nebraska	01/27/22	73-65	W	22-55	.400	7-20	.350	14-17	.824	2	32	34	35.6	16	10	13	2	5	65	66.8	
Opponents		1269		476-1091	.436	124-367	.338	193-294	.656	166	511	677	35.6	366	219	228	70	80	1269	66.8	
Wisconsin		1382		481-1141	.422	139-424	.328	281-372	.755	192	490	682	35.9	322	222	162	60	103	1382	72.7	

Games played: 19

Points/game: 66.8

FG Pct: 43.6

3FG Pct: 33.8

FT Pct: 65.6

Rebounds/game: 35.6

Assists/game: 11.5

Turnovers/game: 12.0

Assist/turnover ratio: 1.0

Steals/game: 4.2

Blocks/game: 3.7



## GAME 5: WISCONSIN 65, #12 HOUSTON 63

Nov. 23, 2021 • Las Vegas, Nev. • Michelob Ultra Arena



Official Basketball Box Score - Final  
Wisconsin at Houston  
11/23/21 Michelob Ultra Arena, Las Vegas  
2021-22 Men's Basketball

Game Time: 2:00 PM  
Game Duration: 1:56  
Officials: Mike Reed, Don Daly, Al Dussau

Wisconsin - 65												
Record: 4-1												
NO. Name	Min	FG	3P	FT	Rebounds	Fouls	TP	AS	TO	ST	Blocks	+/-
		M-A	M-A	M-A	OR DR TOT	PF FO					BS BA	
5 Tyler Wahl	F 32:00	4-10	0-2	1-2	1 6 7	2 3	9	1	0	0	1 2	2
22 Steven Crowl	F 22:42	3-6	1-4	1-2	0 1 1	4 2	8	0	1	1	0 1	8
1 Johnny Davis	G 37:24	10-18	4-7	6-6	0 4 4	1 5	30	1	2	4	2 0	2
23 Chucky Hepburn	G 30:58	1-4	1-4	0 0	4 4	2 0	3	3	3	0	1 0	-1
34 Brad Davison	G 28:09	2-6	1-5	4-4	0 4 4	4 5	9	2	1	1	0 0	3
14 Carter Gilmore	09:00	0-1	0-1	0-0	0 0 0	1 0	0	1	0	1	0 0	0
11 Lorne Bowman II	12:44	1-1	0-0	0-1	0 0 0	1 1	2	0	1	0	0 0	3
33 Chris Vogt	10:10	0-0	0-0	0 0	2 2	3 1	0	1	0	0	0 0	-9
20 Ben Carlson	11:26	2-3	0-1	0-0	2 2	0 1	4	2	0	0	0 0	7
2 Jordan Davis	05:27	0-0	0-0	0-0	0 1 1	1 0	0	0	0	0	0 0	-2
Team					1 2 3	0	0	1				
Totals	23:49	7-24	12-15	2 26	28	19	65	11	9	7	3 2	2

Houston - 63												
Record: 4-1												
NO. Name	Min	FG	3P	FT	Rebounds	Fouls	TP	AS	TO	ST	Blocks	+/-
		M-A	M-A	M-A	OR DR TOT	PF FO					BS BA	
32 Reggie Chaney	F 19:47	3-3	0-0	1-4	0 5 5	3 3	7	0	0	0	0 0	-5
35 Fabian White Jr	F 25:33	2-4	0-1	0-0	1 3 4	2 1	4	1	0	1	0 0	12
0 Marcus Sasser	G 37:52	4-12	3-7	0-0	0 2 2	2 1	11	2	4	3	0 0	-1
4 Taze Moore	G 15:56	0-6	0-4	0-0	1 2 3	1 0	0	0	1	0	1 2	-2
11 Kyler Edwards	G 34:21	6-10	6-8	0-0	1 4 5	2 2	18	1	3	1	0 0	1
12 Tramon Mirk	13:43	3-6	0-0	2-2	0 2 2	2 1	8	1	0	0	0 0	-1
13 J'wan Roberts	19:14	1-5	0-2	3-4	3 3 6	0 3	5	0	2	1	1 0	-12
1 Jamal Sheard	21:00	3-7	0-1	2-4	1 1 2	3 6	8	5	2	1	0 1	2
25 Josh Carlton	12:34	1-1	0-0	0-1	0 1 1	3 2	2	0	0	0	0 0	-4
Team					3 1 4	0	0	0				
Totals	23:54	9-23	8-15	10 26	36	18	63	10	12	7	2 3	2

Technical Fouls: NONE

Houston - 63			Record: 41-11										Shooting By Period									
NO. NAME	Min	FG	3P	FT	Rebounds	OR	DR	FT	Fouls	TP	AS	TO	ST	Blocks	BS	BA	+/-					
32 Reggie Chaney	F 19:47	3-3	0-0	1-4	0	5	5	3	3	7	0	0	0	0	0	0	1st FG% 7-27 25.9%					
35 Fabian White Jr	F 25:33	2-4	0-1	0-0	1	3	4	2	1	4	1	0	1	0	0	0	3PT% 2-10 20.0%					
0 Marcus Sheard	G 37:52	4-12	3-7	0-0	2	2	2	1	1	11	2	4	3	0	0	0	FT% 4-5 80.0%					
4 Taze Moore	G 15:56	0-6	0-4	0-0	1	2	3	1	0	0	0	1	0	1	2	2	2nd FG% 16-27 59.3%					
11 Kyler Edwards	G 34:21	6-10	6-8	0-0	1	4	5	2	2	18	1	3	1	0	0	0	3PT% 7-13 53.8%					
12 Tramon Mark	13:43	3-6	0-0	2-2	0	2	2	0	2	1	8	1	0	0	0	0	FT% 4-10 40%					
13 J'Von Roberts	19:14	1-5	0-2	3-4	3	3	6	0	0	5	2	1	0	0	0	-1	GM FG% 23-54 42.6%					
1 Jamal Sheard	21:00	3-7	0-1	2-4	1	2	1	3	3	8	5	2	1	0	1	2	3PT% 9-23 39.1%					
25 Josh Carlton	12:34	1-1	0-0	0-0	0	3	3	0	0	0	0	0	0	0	0	-4	FT% 8-15 53.3%					
Team					3	1	4	0	0	0							Dead Ball Rebounds: 2, 0					
Totals	23:54	9-23	8-15	10	26	36	18	19	63	10	12	7	2	3	2	-2						
Houston 63 - 101																						

	WIS	HOU	Points from	WIS	HOU	Period by Period Scoring			
Biggest lead	20 (1 <sup>st</sup> 2:13)	0 (1 <sup>st</sup> 20:00)	Turnovers	11	8	1st	2nd	TOT	
Best Scoring Run	13 (1 <sup>st</sup> 15:40)	10 (2 <sup>nd</sup> 16:05)	Paint	26	26	WIS	40	25	65
Lead Changes		0	Second Chance	2	6				
Times Tied		0	Fast Breaks	5	7	HOU	20	43	63
Time with Lead	38:36	00:00	Bench	6	23				

## GAME 6: WISCONSIN 61, SAINT MARY'S 55

Nov. 24, 2021 • Maui Invitational • Michelob Ultra Arena



Official Basketball Box Score - Final  
Wisconsin at Saint Mary's (CA)  
11/24/21 Michelob Ultra Arena, Las Vegas  
2021-22 Men's Basketball

Game Time: 2:00 PM  
Game Duration: 1:53  
Attendance: 2,301  
Officials: Jeff Anderson, Randy McCal, Pat Orsico

Wisconsin - 61												
Record: 5-1												
NO. Name	Min	FG	3P	FT	Rebounds	Fouls	TP	AS	TO	ST	Blocks	+/-
		M-A	M-A	M-A	OR DR TOT	PF FO					BS BA	
5 Tyler Wahl	F 36:02	6-9	0-0	6-6	1 4 5	4 5	18	0	1	1	4 0	2
22 Steven Crowl	F 27:09	2-7	0-1	0-0	3 4 7	3 1	4	1	1	0	0 0	16
23 Chucky Hepburn	G 32:24	7-17	1-1	5-5	2 5 7	1 6	20	1	3	1	0 1	1
34 Brad Davison	G 35:58	2-5	0-1	2-2	0 3 3	2 6	5	1	0	1	0 1	14
33 Chris Vogt	G 35:22	1-10	1-7	1-2	1 2 3	3 5	4	1	0	0	2 5	5
33 Chris Vogt	05:51	0-1	0-0	0-0	2 0 2	2 0	0	0	1	0	0 0	-2
11 Lorne Bowman II	11:03	2-5	1-2	0-0	0 0 0	1 0	5	0	1	0	0 0	11
14 Carter Gilmore	11:20	1-1	0-0	2-2	1 0 1	2 1	4	0	0	0	0 0	5
20 Ben Carlson	09:51	0-1	0-0	0-1	1 3 4	1 1	0	0	1	0	0 0	-4
Team					1 1 2	0	0	0				
Totals	21:56	31-62	16-18	12 22	34	19	61	4	8	3	4 5	6

Technical Fouls: NONE

Saint Mary's (CA) - 55												
Record: 6-1												
NO. Name	Min	FG	3P	FT	Rebounds	Fouls	TP	AS	TO	ST	Blocks	+/-
		M-A	M-A	M-A	OR DR TOT	PF FO					BS BA	
11 Matthias Tass	F 25:11	3-10	0-0	2-2	2 5 7	2 6	8	1	1	1	0 1	5
14 Kyle Bowen	F 25:02	1-5	1-5	0-0	1 4 5	4 1	3	0	0	1	0 0	-3
0 Logan Johnson	G 34:36	6-12	0-1	0-0	2 3 5	4 1	12	1	3	1	0 1	-9
12 Tommy Kuhse	G 29:54	3-5	0-1	2-4	1 4 5	4 3	8	3	5	1	0 0	1
44 Alex Ducas	G 38:03	4-9	2-5	3-4	1 2 3	2 2	13	1	0	0	0 1	-5
10 Mitchell Saxen	03:17	0-1	0-0	0-0	0 0 0	1 0	0	0	0	2	0	-3
42 Dan Fotu	26:30	4-5	1-1	2-2	0 3 3	3 3	11	0	4	0	1 0	-11
3 Augustus Marciulonis	15:02	0-2	0-1	0-0	0 0 0	1 3	0	2	1	0	0 0	-3
5 Jabe Mullins	02:25	0-1	0-0	0-0	0 1 1	0 0	0	0	0	0	0 0	-2
Team					2 2 4	0	0	1				
Totals	21:50	41-85	9-12	9 24	33	21	55	9	16	3	5 4	-6

Technical Fouls: NONE

	WIS	STM	Points from Turnovers	WIS	STM	Period by Period Scoring			
Biggest lead	6 (2 <sup>nd</sup> 0:27)	10 (2 <sup>nd</sup> 15:58)	13	7		1st	2nd	TOT	
Best Scoring Run	7 (2 <sup>nd</sup> 4:27)	6 (2 <sup>nd</sup> 15:58)	26	34	WIS	25	36	61	
Lead Changes	3		Second Chance	9	10	STM	31	24	55
Times Tied	6		Fast Breaks	0	2				
Time with Lead	05:30	29:59	Bench	9	11				

**NOTES:** Wisconsin claimed its first-ever Maui Invitational championship...UW became the 6th Big Ten school to win the Maui Invite and first since Illinois in 2012... UW erased a 10-point second half deficit (37-27, 15:58 2H), its largest second-half comeback since beating NC State in 2018 after trailing by 12 with 19:01 left... tournament MVP **Johnny Davis** scored 71 points in 3 tourney games (23.7 ppg), breaking Wisconsin's Maui tournament record of 48 set by Trevon Hughes (2009) and Ethan Happ (2016)...**Tyler Wahl** joined Davis on the all-tournament team.

## GAME 7: #23 WISCONSIN 70, GEORGIA TECH 66

Dec. 1, 2021 • Atlanta • McCamish Pavilion



Official Basketball Box Score - Final  
Wisconsin at Georgia Tech  
12/01/21 McCamish Pavilion, Atlanta  
2021-22 Men's Basketball

Game Time: 9:15 PM  
Game Duration: 2:04  
Attendance: 6,302  
Officials: Ron Groover, Lee Cassell, Pat Orsico

Wisconsin - 70												
Record: 6-1												
NO. Name	Min	FG	3P	FT	Rebounds	Fouls	TP	AS	TO	ST	Blocks	+/-
		M-A	M-A	M-A	OR DR TOT	PF FO					BS BA	
5 Tyler Wahl	F 33:08	4-8	0-0	1-3	0 3 3	2 2	9	1	0	1	2 1	2
22 Steven Crowl	F 27:37	2-7	0-3	1-2	1 3 4	4 3	5	0	1	1	0 0	-11
1 Johnny Davis	G 36:57	4-9	2-4	5-8	2 4 6	2 5	15	5	4	1	1 0	-2
23 Chucky Hepburn	G 32:14	1-6	1-5	4-4	0 1 1	2 3	7	3	2	1	1 1	5
34 Brad Davison	G 36:57	9-16	5-9	4-5	0 1 1	2 5	27	3	1	0	0 1	10
33 Chris Vogt	12:05	0-2	0-0	0 0	3 4 7	4 1	0	1	0	0	0 0	15
11 Lorne Bowman II	07:46	2-3	1-2	0-0	0 2 2	1 0	5	0	0	0	0 0	-1
14 Carter Gilmore	05:47	0-0	0-0	0 0	1 1 1	1 0	0	0	0	0	0 0	8
0 Jahcobi Neath	06:06	1-3	0-1	0-0	0 0 0	0 1	2	0	0	0	0 0	0
20 Ben Carlson	01:23	0-0	0-0	0-0	0 0 0	0 0	0	0	0	0	0 0	-6
Team					2 1 3	0	0	0				
Totals	23:54	9-24	15-22	8 20	28	18	70	13	8	4	5 3	4

Shooting By Period		
1 <sup>st</sup>	FG%	9-26 34.6%
	3PT%	6-14 42.9%
	FT%	8-12 66.7%
2 <sup>nd</sup>	FG%	14-28 50.0%
	3PT%	3-10 30.0%
	FT%	7-10 70%
GM	FG%	23-54 42.6%
	3PT%	9-24 37.5%
	FT%	15-22 68.2%

Georgia Tech - 66				Record: 5-2										Final Record: 10-1			
NO.	Name	Min	FG M-A	3P M-A	FT M-A	Rebounds OR DR TOT	Fouls PF FO	TP	AS	TO	ST	Blocks BS BA	+/-				
4	Jordan Usher	F 28:57	2-7	1-4	0-0	0 2 2	4 1	5	0	2	0	0 1	-5				
12	Khalid Moore	F 22:24	3-3	0-0	2-2	0 2 2	4 1	8	0	0	0	0 0	-15				
24	Rodney Howard	C 36:22	2-7	0-0	5-8	3 2 5	3 5	9	1	2	0	2 1	-1				
0	Michael Devoe	G 40:00	11-20	5-10	6-7	0 6 6	3 7	33	1	0	0	0 1	-4				
1	Kyle Sturdivant	K 16:03	0-3	0-1	0-0	1 0 1	1 1 0	4	3	1	0	0 1	-4				
2	Saba Giberberia	03:38	0-0	0-0	0-0	0 0 0	0 0 0	0	0	1	0	0 0	-3				
5	Devion Smith	26:18	4-10	0-0	1-1	3 8 11	3 2 9	0	1	1	0	1 0	-6				
10	Dallan "Deebo" Coleman	21:47	0-1	0-0	2-2	2 3 5	1 1 2	1	0	0	3	1 0	7				
13	Miles Kelly	04:31	0-1	0-1	0-0	0 2 2	1 0	0	0	0	0	0 0	11				
						1 1 2		0	0	1							
Totals			22-53	6-16	16-20	10 26 36	20 18	66	7	10	5	3 5	-4				



## GAME 9: #22 WISCONSIN 64, INDIANA 59

Dec. 8, 2021 • Madison, Wis. • Kohl Center



Official Basketball Box Score - Final  
Indiana at Wisconsin  
12/08/21 Kohl Center, Madison  
2021-22 Men's Basketball

Game Time: 6:00 PM  
Game Duration: 2:03  
Attendance: 16,013

Officials: D.J. Garstensen, Courtney Green, Rob Kunneman

Indiana - 59

Record: 7-2 (1-1)

NO. Name	Min	FG	3P	FT	Rebounds	Fouls	TP	AS	TO	ST	Blocks	BS	BA	+/	
12 Miller Kopp	F 28:37	3-6	1-1	0-0	0	1	2	0	7	0	1	0	0	1	
23 Trayce Jackson-Davis	F 30:39	4-10	0-0	1-2	3	6	1	3	9	1	0	0	1	-11	
25 Race Thompson	F 29:45	6-11	0-1	0-0	4	5	9	3	12	1	0	1	0	-13	
0 Xavier Johnson	G 27:11	4-16	0-1	2-6	1	6	7	4	6	10	3	0	2	-1	
45 Parker Stewart	G 26:03	3-7	3-5	0-0	1	3	4	0	9	1	0	1	0	-11	
22 Jordan Geronimo	10:02	0-2	0-1	3-4	2	3	5	1	2	3	1	1	0	0	
53 Tamar Bates	16:53	1-3	1-2	0-0	0	2	2	1	0	3	1	2	0	0	
2 Michael Durr	09:21	2-3	0-0	0-0	0	1	1	0	0	4	0	1	0	0	
1 Rob Phinisee	12:49	1-4	0-2	0-1	1	3	4	1	3	2	2	1	0	-4	
3 Anthony Leal	08:40	0-0	0-0	0-0	0	0	0	2	0	0	0	0	1	-9	
Team					2	3	5								
Totals		24-62	5-13	6-13	14	30	44	19	15	59	14	9	2	4	-5

Technical Fouls: NONE

Wisconsin - 64

Record: 8-1 (1-0)

NO. Name		Min	FG M-A	3P M-A	FT M-A	Rebounds OR TR TOT	Fouls PF DR TOT	TP	AS	TO	ST	Blocks BS BA	+/-			
5 Tyler Wahl	F	27:27	2-7	0-1	3-4	3	9	12	2	2	7	3	0	1	3	1
22 Steven Crowl	F	19:04	2-6	1-2	0-0	0	0	0	4	0	5	3	0	1	1	-8
1 Johnny Davis	G	36:45	8-17	1-3	6-7	1	8	9	1	8	23	1	3	0	1	0
23 Chucky Hepburn	G	25:33	0-4	0-3	4-4	0	2	2	4	2	4	1	0	1	0	2
34 Brad Davison	G	33:55	3-12	2-7	0-0	0	4	4	1	2	8	3	1	1	0	2
14 Carter Gilmore	G	04:01	1-2	0-1	0-0	0	0	0	0	0	2	0	0	0	0	-6
33 Chris Vogt	G	20:56	4-6	0-0	1-1	4	2	6	2	2	9	1	0	1	0	13
2 Jordan Davis	G	12:17	1-4	1-4	0-0	0	1	1	0	1	3	0	0	0	0	-4
20 Ben Carlson	G	20:02	1-4	0-2	1-2	2	2	4	1	2	3	0	0	0	0	-4
Team						1	2	3								
Totals			22-62	5-23	15-18	11	30	41	15	19	64	12	4	4	6	5

Technical Fouls: NONE

	IU	UW
Biggest lead	22 (1 <sup>st</sup> 1:17)	5 (1 <sup>st</sup> 17:38)
Best Scoring Run	12 (1 <sup>st</sup> 8:44)	11 (2 <sup>nd</sup> 0:13)
Lead Changes	2	
Times Tied	2	
Time with Lead	34:26	03:01

Points from	Turnovers	1st	2nd	TOT
Turnovers	7	15		
Paint	30	22		
Second Chance	16	11		
Fast Breaks	14	6		
Bench	12	17		
Period by Period Scoring				
	1st	2nd	TOT	
IU	42	17	59	
UW	25	39	64	

**NOTES:** Wisconsin overcame a 22-pt deficit, trailing 42-20 in the 1H, matching the largest comeback in program history...the Badgers limited Indiana to just 17 2H points. IU shot just 22.6% FG in the 2H (0-5 3FG)...UW allowed 3pts the final 8:59 of the game, including 0 points the final 3:00...**Johnny Davis** led UW with 23 pts, his 5th game with at 20+ pts this season...Davis also grabbed 9 reb, matching his career high....**Tyler Wahl** grabbed a season-high 12 reb, plus 7 pts, 3 ast, 3 blk and 1 stl...**Chris Vogt** posted season highs with 9 pts and 6 reb...**Brad Davison** finished with 8 pts, 4 reb and 3 ast.

## GAME 10: #21 OHIO STATE 73, #22 WISCONSIN 55

Dec. 8, 2021 • Madison, Wis. • Kohl Center



Official Basketball Box Score - Final  
Wisconsin at Ohio State  
12/11/21 Value City Arena, Columbus, Ohio  
Ohio State vs. Wisconsin

Game Time: 12:00 PM  
Game Duration: 1:52  
Attendance: 13,866

Officials: Rob Riley, Donnie Epley, Bill Ek

Wisconsin - 55

Record: 8-2 (1-1)

NO. Name	Min	FG M-A	3P M-A	FT M-A	Rebounds DR TOT	Fouls PF	TP	AS	TO	ST	Blocks BS	e/+			
5 Tyler Wahl	F 23:04	1-7	0-3	1-1	0	1	1	3	2	2	1	1	0		
22 Steven Crowl	F 22:38	0-3	0-2	0-0	1	1	2	3	0	0	3	0	0	-13	
1 Johnny Davis	G 36:12	11-22	2-7	0-0	1	6	7	4	3	24	3	1	3	0	-19
23 Chucky Hepburn	G 32:55	2-8	1-5	0-0	0	3	3	1	0	5	1	1	1	0	-13
34 Brad Davison	G 27:40	4-12	3-6	2-2	0	5	5	3	2	13	0	1	0	0	-13
20 Ben Carlson	13:36	0-3	0-2	1-2	0	2	2	1	2	1	0	0	0	0	-17
33 Chris Vogt	17:22	3-6	0-0	1-3	0	2	2	4	3	7	0	0	1	3	-3
2 Jordan Davis	15:46	1-2	0-0	0-1	1	1	2	0	1	2	0	0	1	1	-7
0 Jahcobi Neath	05:54	0-1	0-0	0-1	1	1	0	1	0	0	0	0	0	0	-2
35 Markus Iler	02:53	0-1	0-1	0-0	0	0	0	0	0	0	0	0	0	0	-3
Team					2	1	3								
Totals		22-65	6-26	5-9	5	23	28	19	14	55	7	8	7	5	-4

Technical Fouls: NONE

Ohio State - 73

Record: 8-2 (2-0)

rec'd 12-25-25															
NO. Name	Min	FG	3P	FT	Rebounds	Fouls	TP	AS	TO	ST	Blocks	BS	BA		
10 Justin Ahrens	F 26:40	1-4	1-4	2-2	0	4	4	2	1	5	1	0	0	0	13
23 Zed Key	F 22:45	5-7	0-0	1-3	1	8	9	1	5	11	2	0	1	1	14
32 E.J. Liddell	F 30:56	11-16	1-3	5-7	4	5	9	1	7	28	4	2	1	2	1
22 Malaki Branham	G 13:54	0-2	0-0	0-0	2	2	1	0	0	0	4	0	0	0	6
55 Jamarl Wheeler	G 30:08	4-9	1-4	0-0	0	5	5	1	2	9	5	2	1	0	11
0 Meechie Johnson Jr.	19:01	3-8	2-3	0-0	0	2	2	0	0	8	2	1	1	1	5
25 Kyle Young	23:18	2-6	0-2	1-1	1	13	14	1	3	5	0	1	1	0	9
50 Joey Brunk	02:21	0-0	0-0	0-0	0	0	0	0	0	0	0	0	0	0	-3
2 Cedric Russell	18:52	3-6	1-3	0-0	0	1	1	2	0	7	1	4	0	0	1
3 Eugene Brown III	10:45	0-0	0-0	0-0	1	0	1	4	1	0	0	0	0	0	0
1 Jimmy Sotos	00:40	0-0	0-0	0-0	0	0	0	0	0	0	0	0	0	0	-4
42 Harrison Hooklin	00:40	0-0	0-0	0-0	0	0	0	1	0	0	0	0	0	0	-4
Team					1	1	2								
Totals		29-58	6-19	9-13	8	41	49	14	19	73	15	14	4	4	5

Technical Fouls: NONE

	WIS	OSU
Biggest lead	8 (1 <sup>st</sup> 11:47)	23 (2 <sup>nd</sup> 0:40)
Best Scoring Run	8 (1 <sup>st</sup> 15:32)	12 (1 <sup>st</sup> 6:37)
Lead Changes	2	
Times Tied	2	
Time with Lead	07:06	30:19

Points from	Turnovers	1st	2nd	TOT
Turnovers	11	9		
Paint	24	32		
Second Chance	2	11		
Fast Breaks	8	14		
Bench	10	20		
Period by Period Scoring				
	1st	2nd	TOT	
WIS	29	26	55	
OSU	34	39	73	

## GAME 12: WISCONSIN 89, ILLINOIS STATE 85

Dec. 29, 2021 • Madison, Wis. • Kohl Center



Official Basketball Box Score - Final  
Nicholls St. at Wisconsin  
12/15/21 Kohl Center, Madison, WI  
2021-22 Men's Basketball

Game Time: 7:01 PM  
Game Duration: 2:06  
Attendance: 15,752

Officials: Steve Munkins, Donnie Epley, Brooks Wells

Nicholls St. - 68

Record: 7-4

NO. Name	Min	FG	3P	FT	Rebounds	Fouls	TP	AS	TO	ST	Blocks	BS	BA	+	
1 Emmanuel Little	F 23:29	1-3	0-1	0-0	1	2	3	4	2	2	0	1	0	2	-4
35 Ryghie Lyons	C 19:40	2-7	0-1	0-0	1	1	2	5	0	4	2	1	0	3	1
0 Ty Gordon	G 29:42	10-25	4-11	2-2	0	2	2	4	2	26	2	1	0	0	-5
5 Pierce Spencer	G 33:55	1-3	1-2	0-0	2	5	7	3	0	3	0	1	0	0	0
14 Devante Carter	G 32:30	7-12	0-2	1-4	0	4	4	3	6	15	2	1	1	0	0
13 Mekhi Collins	07:54	1-1	0-0	0-0	0	0	0	3	0	2	0	0	0	0	1
22 Manny Little	28:29	3-4	0-1	0-2	5	10	15	2	3	6	1	5	1	0	-2
11 Latrell Jones	12:24	2-2	0-0	0-0	1	1	2	0	0	4	0	1	1	0	-5
4 Caleb Huffman	11:57	3-5	0-1	0-0	1	1	0	1	6	0	1	0	0	0	-4
Team					0	0	0								
Totals		30-62	5-19	3-8	10	26	36	24	14	68	7	12	3	5	-3

Technical Fouls: NONE

Wisconsin - 71

Record: 9-2

NO. Name	Min	FG	3P	FT	Rebounds	Fouls	TP	AS	TO	ST	Blocks	BS	BA	+/	
5 Tyler Wahl	F 31:25	4-8	0-2	4-6	0	4	4	2	4	12	2	3	1	0	-4
22 Steven Crowl	F 14:15	2-6	0-2	1-2	1	3	4	0	2	5	1	1	0	1	-8
0 Jahcobi Neath	G 26:44	3-6	1-1	2-2	2	5	7	3	1	9	2	0	1	1	1
23 Chucky Hepburn	G 32:17	3-8	0-3	3-4	0	0	0	1	4	9	1	2	2	0	-8
34 Brad Davison	G 35:02	5-12	4-9	5-6	0	1	1	5	4	19	2	1	1	0	0
11 Lorne Bowman II	13:37	1-2	1-2	1-3	0	3	3	0	2	4	0	1	0	0	0
20 Ben Carlson	09:30	2-5	0-1	0-0	2	2	4	0	1	4	0	0	0	0	11
33 Chris Vogt	25:25	4-7	0-0	1-3	4	3	7	2	5	9	1	0	1	0	13
2 Jordan Davis	07:19	0-1	0-0	0-0	1	1	2	0	0	0	1	0	0	0	-2
14 Carter Gilmore	04:19	0-0	0-0	0-1	0	0	0	1	1	0	0	0	0	0	-6
Team					0	1	1								
Totals		24-55	6-21	17-27	10	23	33	14	24	71	10	8	6	2	5

Technical Fouls: NONE

	NS	UW
Biggest lead	12 (2 <sup>nd</sup> 18:40)	7 (2 <sup>nd</sup> 3:26)
Best Scoring Run	7 (1 <sup>st</sup> 5:56)	16 (2

## GAME 13: #23 WISCONSIN 74, #3 PURDUE 69

Jan. 3, 2022 • West Lafayette, Ind. • Mackey Arena



Official Basketball Box Score - Final  
Wisconsin at Purdue  
01/03/22 Mackey Arena, West Lafayette  
2021-22 Men's Basketball

Game Time: 7:00 PM  
Game Duration: 2:26  
Attendance: 14,804

Officials: Larry Scroto, Don Daly, Donnie Epley

Wisconsin - 74													Record: 11-2 (2-1)															
NO. Name	Min	FG	3P	FT	Rebounds	Fouls	TP	AS	TO	ST	Blocks	+/-	Shooting By Period															
1 Tyler Wahl	F 21:12	3-4	0-1	0-0	1 3 4	5 0	6	1	1	1	0	0	3	1st FG%	13-30	43.3%												
22 Steven Crowl	F 23:11	2-6	0-3	0-0	1 1 2	5 2	4	1	0	0	0	-7		3PT%	1-12	8.3%												
1 Johnny Davis	G 37:52	13-24	2-5	9-12	1 13 14	2 8	37	3	3	2	2	0	1	2nd FG%	14-30	46.7%												
23 Chucky Hepburn	G 32:50	2-7	1-4	0-0	0 1 1	1 0	5	3	1	1	0	0	3	3PT%	5-12	41.7%												
34 Brad Davison	G 38:09	5-11	3-6	2-2	0 3 3	1 3	15	3	0	0	0	2		FT%	12-15	80.0%												
2 Jordan Davis	04:44	0-1	0-1	0-0	0 2 2	1 0	0	0	0	1	0	0	2	GM FG%	27-60	45.0%												
33 Chris Vogt	12:57	2-3	0-0	2-3	0 3 3	5 3	6	0	1	0	0	0	15	3PT%	6-24	25.0%												
14 Carter Gilmore	18:48	0-3	0-3	0-0	2 0 2	1 1	0	0	1	1	0	0	2	FT%	14-19	73.7%												
0 Jahcobi Neath	02:08	0-1	0-1	1-2	0 1 1	1 1	1	0	0	0	0	0	0	Dead Ball Rebounds: 2.1														
11 Lorne Bowman II	05:03	0-0	0-0	0-0	0 0 0	0 0	0	1	0	0	0	0	5															
20 Ben Carlson	03:06	0-0	0-0	0-0	0 0 0	0 0	0	0	0	0	0	-5																
Team					1 1 2																							
Totals		27-60	6-24	14-19	9 25 34	22 17	74	13	7	5	2	0	5															

Technical Fouls: NONE

Purdue - 69													Record: 12-2 (1-2)												
NO. Name	Min	FG	3P	FT	Rebounds	Fouls	TP	AS	TO	ST	Blocks	+/-	Shooting By Period												
0 Mason Gillis	F 22:53	3-4	3-4	0-0	1 3 4	1 1	9	0	2	0	0	-1	1 <sup>st</sup> FG%	7-22	31.8%										
50 Trevion Williams	F 19:50	3-8	1-1	2-4	3 2 5	3 3	9	2	0	0	0	-1	3PT%	4-11	36.4%										
11 Isaiah Thompson	G 20:29	0-2	0-2	0-0	1 2 3	1 0	0	2	1	0	0	-14	FT%	6-10	60%										
23 Jaden Ivy	G 27:34	3-9	2-5	6-8	0 3 3	3 3	14	3	2	0	0	2	2 <sup>nd</sup> FG%	16-34	47.1%										
55 Sasha Stefanovic	G 37:14	2-8	1-5	3-4	0 2 2	2 3	8	3	1	0	0	-1	3PT%	4-9	44.4%										
2 Eric Hunter Jr.	19:31	1-4	0-1	0-0	0 1 1	0 1	2	2	2	0	0	-19	FT%	9-14	64.3%										
15 Zach Edey	20:11	10-17	0-0	4-8	5 5 10	3 8	24	2	4	0	0	-1	GM FG%	23-56	41.1%										
3 Caleb Furst	06:18	0-0	0-0	0-0	0 0 0	0 0	0	0	0	0	0	-6	3PT%	8-20	40.0%										
25 Ethan Morton	19:57	1-2	1-1	0-0	0 6 6	4 1	3	4	0	2	0	-11	FT%	15-24	62.5%										
5 Brandon Newman	06:03	0-2	0-1	0-0	0 0 0	0 1	0	1	0	0	1	-2	Dead Ball Rebounds: 3												
Team					3 3 6																				
Totals		23-56	8-20	15-24	13 27 40	17 22	69	19	12	2	0	2	-5												

Technical Fouls: NONE

WIS		PUR		Points from		Turnovers		WIS		PUR		Period by Period Scoring		1st		2nd		TOT	
Biggest lead	7 (1 <sup>st</sup> 2:07)	7 (2 <sup>nd</sup> 11:12)		Turnovers	12	10		Point	28	28		WIS	29	45	74				
Best Scoring Run	7 (1 <sup>st</sup> 11:00)	8 (2 <sup>nd</sup> 13:53)		Second Chance	12	12		PUR	24	45	69								
Lead Changes	17			Fast Breaks	6	6													
Times Tied	6			Bench	7	29													
Time with Lead	20:49	15:19																	

**NOTES:** Wisconsin won at Mackey Arena for the 1st time since 2014 and just the 5th time in school history...the win marked UW's first-ever over a ranked Purdue team at Mackey Arena...UW tallied its 9th win over a top-10 foe under Greg Gard (including 4 such road wins)...**Johnny Davis** scored a career-high 37 points, the most by a Badger since Frank Kaminsky's school record 43 points on 11/19/13... it was the 3rd-highest road total by a Badger in school history, trailing Michael Finley (42pts, 1994) and Jordan Taylor (39, 2011)...per STATS, Davis is the first player to lead his team in pts, reb, ast, blk & stl in a road win over an AP top 5 team since Wake Forest's Tim Duncan did so in a win at No. 5 Maryland on Feb. 1, 1997.

## GAME 15: #23 WISCONSIN 70, MARYLAND 69

Jan. 9, 2022 • College Park, Md. • XFINITY Center



Official Basketball Box Score - Final  
Wisconsin at Maryland  
01/09/22 XFINITY Center, College Park  
2021-22 Men's Basketball

Game Time: 7:30 PM  
Game Duration: 2:09  
Attendance: 10,864

Officials: Rob Riley, Terry Oglesby, Steve McJunkins

Wisconsin - 70													Record: 13-2 (4-1)												
NO. Name	Min	FG	3P	FT	Rebounds	Fouls	TP	AS	TO	ST	Blocks	+/-	Shooting By Period												
		MA	MA	MA	OR	DR	FF				BS	BA	1ST FG% 13-26 50.0%	2nd FG% 4-11 36.4%	3PT% 3-4 75%	FT% 12-30 40.0%	3PT% 1-9 11.1%	FT% 12-14 85.7%	GM FG% 25-56 44.6%	3PT% 5-20 25.0%	FT% 15-18 83.3%	Dead Ball Rebounds: 1.0			
5 Tyler Wahl	F 29:33	8-12	0-1	5-5	1 4 5	4 3	21	2	0	0	1	0	17												
22 Steven Crowl	F 22:20	3-4	1-1	2-2	2 6 8	3 3	9	0	0	0	0	10													
1 Johnny Davis	G 37:10	7-19	1-7	4-5	0 7 7	1 7	19	1	3	1	1	-5													
23 Chucky Hepburn	G 32:13	1-5	1-3	0-0	0 3 3	0 3	3	2	1	1	0	-9													
34 Brad Davison	G 38:09	3-10	1-7	4-6	1 2 3	1 5	11	2	1	1	0	-4													
33 Chris Vogt	17:12	1-2	0-0	0-0	0 1 1	3 1	2	2	0	0	3	-7													
11 Lorne Bowman II	07:47	0-1	0-0	0-0	0 1 1	1 0	0	2	1	1	0	10													
14 Carter Gilmore	08:42	1-2	0-0	0-0	0 0 0	2 0	2	0	1	0	0	-13													
2 Jordan Davis	04:51	1-1	0-0	0-0	0 0 0	1 2	3	0	1	0	0	3													
20 Ben Carlson	02:13	0-0	0-0	0-0	0 0 0	0 0	0	0	0	0	0	-6													
Team					1 0 1																				
Totals		25-56	5-20	15-18	5 24 29	19 19	70	11	8	4	5	3	1												

Technical Fouls: NONE

Maryland - 69													Record: 8-7 (0-4)												
NO. Name	Min	FG M-A	3P M-A	FT M-A	Rebounds OR DR TOT	Fouls OR	TP AS	TO ST	Blocks BS BA	+/-	Shooting By Period														
24 Donta Scott	F 31:00	4-8	1-4	1-1	0 6 6	2 2	10	0	2	0	0	1	-8	1st FG%	9-28	32.1%									
33 Qudus Wahab	C 19:04	1-5	0-0	2-2	0 4 4	0 4	4	1	1	0	1	1	8	FT%	6-7	85.7%									
4 Fatts Russell	G 24:47	5-10	0-0	3-4	0 2 2	4 3	13	6	1	2	0	1	8	2nd FG%	16-27	59.3%									
5 Eric Ayala	G 30:07	6-16	4-8	3-3	1 4 5	4 2	19	1	1	0	0	0	-14	3PT%	5-10	50.0%									
13 Hakim Hart	G 31:27	4-6	0-2	3-4	0 1 1	1 1	2	1	2	1	0	0	0	FT%	6-8	75%									
15 Simon Wright	03:19	0-0	0-0	0-0	0 1 1	3 1	0	0	0	0	0	0	3	GM FG%	25-55	45.5%									
10 Julian Reese	23:55	1-3	0-1	0-1	0 4 4	2 4	2	0	1	0	2	-7	3PT%	7-17	41.2%										
11 Xavier Green	26:58	4-5	2-2	0-0	1 3 4	3 1	10	0	1	2	0	4		FT%	12-15	80.0%									
22 Ian Martinez	09:13	0-2	0-0	0-0	0 0 0	0 0	0	0	0	0	0	0	1	Dead Ball Rebounds: 4, 0											
Team					3 1 4			0	2																
Totals		25-55	7-17	12-15	5 28 33	19 19	69	10	12	4	3	5	-1												

Technical Fouls: NONE

WIS		UMD		Points from		Turnovers		WIS		UMD		Period by Period Scoring		1st		2nd		TOT	
Biggest lead	21 (1 <sup>st</sup> 8:21)	3 (2 <sup>nd</sup> 1:56)		Turnovers	18	5		Point	32	24		WIS	33	37	70				
Best Scoring Run	10 (1 <sup>st</sup> 10:02)	15 (1 <sup>st</sup> 3:16)		Second Chance	8	3		UMD	26	43	69								
Lead Changes	6			Fast Breaks	9	10													
Times Tied	5			Bench	7	12													
Time with Lead	31:20	05:09																	

**NOTES:**

## GAME 17: #8 WISCONSIN 82, NORTHWESTERN 76

Jan. 18, 2022 • Evanston, Ill. • Welsh-Ryan Arena



Official Basketball Box Score - Final  
Wisconsin at Northwestern  
01/18/22 Welsh-Ryan Arena, Evanston  
2021-22 Men's Basketball

Game Time: 8:00 PM  
Game Duration: 1:58  
Attendance: 5,551

Officials: Courtney Green, Rob Riley, Steve Munkins

## Wisconsin - 82

Record: 15-2 (6-1)

NO.	Name	Min	FG M-A	3P M-A	FT M-A	Rebounds OR DR TOT	Fouls PF FD	TP	AS	TO	ST	Blocks BS BA	+/-
5	Tyler Wahl	F 32:03	5-12	1-1	3-6	1 10 11	3 4	14	4	2	1	0 2	10
22	Steven Crowl	F 22:40	3-4	0-1	4-4	1 2 3	3 2	10	2	4	0	0 0	10
1	Johnny Davis	G 37:56	8-15	4-5	7-10	1 7 8	0 5	27	2	3	3	0 1	5
23	Chucky Hepburn	G 34:45	6-10	2-3	0-3	1 0 1	1 3	14	1	0	0	0 0	8
34	Brad Davison	G 37:47	4-8	2-6	3-3	0 4 4	1 3	13	4	1	0	0 0	10
11	Lorne Bowman II	05:52	0-1	0-1	0-0	0 1 1	2 0	0	1	0	0	0 0	-4
33	Chris Vogt	17:06	2-4	0-0	0-0	3 1 4	3 1	4	0	1	0	2 1	-5
20	Ben Carlson	01:21	0-0	0-0	0-0	0 0 0	0 0	0	0	0	0	0 0	-4
0	Jahcobi Neath	02:04	0-0	0-0	0-0	0 0 0	0 0	0	0	0	0	0 0	1
14	Carter Gilmore	06:50	0-0	0-0	0-0	0 2 2	0 0	0	3	0	0	0 0	1
2	Jordan Davis	01:36	0-0	0-0	0-0	0 1 1	0 0	0	0	0	0	0 0	-2
Team						0 1 1	0	0	0	0	0	0	0
Totals						28-54	9-17	17-26	7	29	36	13	18

Technical Fouls: NONE

Shooting By Period			
1st FG%	15-30	50.0%	
3PT%	6-8	75.0%	
FT%	5-5	100%	
2nd FG%	13-24	54.2%	
3PT%	9-9	33.3%	
FT%	12-21	57.1%	
GM FG%	28-54	51.9%	
3PT%	9-17	52.9%	
FT%	17-26	65.4%	

Dead Ball Rebounds: 5, 0

## Northwestern - 76

Record: 9-7 (2-5)

NO.	Name	Min	FG M-A	3P M-A	FT M-A	Rebounds OR DR TOT	Fouls PF FD	TP	AS	TO	ST	Blocks BS BA	+/-
22	Pete Nance	F 30:56	5-10	0-3	0-0	1 5 6	0 1	10	5	1	0	0 0	4
31	Robbie Beran	F 20:47	1-3	0-1	0-1	4 5 3	0 0	2	0	0	1	2 0	-12
0	Boo Bue	G 33:27	7-17	3-8	2-3	0 2 2	2 5	19	5	2	0	1 4	-7
1	Chase Audige	G 30:25	10-17	3-4	0-0	2 2 4	0 0	23	3	2	3	0 0	-7
3	Ty Berry	G 10:59	0-4	0-2	0-0	0 0 0	2 1	0	1	0	0	0 0	-3
5	Julian Roper II	27:11	3-6	1-1	0-0	3 2 5	2 0	7	1	1	1	0 0	-4
15	Ryan Young	26:56	6-11	0-0	1-3	3 6 6	0 5	13	2	1	0	1 0	-1
2	Ryan Greer	16:35	1-1	0-0	0-0	0 3 3	0 1	2	2	1	1	0 0	-1
14	Casey Simmons	01:23	0-2	0-1	0-0	0 0 0	0 0	0	0	0	0	0 0	1
34	Matthew Nicholson	01:21	0-0	0-0	0-0	0 0 0	2 0	0	0	0	0	0 0	-3
Team						2 2 4	0	0	0	0	0	0	0
Totals						33-71	7-20	3-8	12	23	35	18	76

Technical Fouls: NONE

Shooting By Period			
1st FG%	16-34	47.1%	
3PT%	3-11	27.3%	
FT%	0-0	0%	
2nd FG%	17-37	45.9%	
3PT%	4-9	44.4%	
FT%	3-8	37.5%	
GM FG%	33-71	46.5%	
3PT%	7-20	35.0%	
FT%	3-8	37.5%	

Dead Ball Rebounds: 2, 0

	UW	NU
Biggest lead	10 (2 <sup>nd</sup> 18:26)	5 (1 <sup>st</sup> 17:18)
Best Scoring Run	5 (1 <sup>st</sup> 10:53)	7 (1 <sup>st</sup> 17:18)
Lead Changes	4	7
Times Tied	5	0
Time with Lead	28:46	06:49

Points from	UW	NU
Turnovers	8	6
Paint	32	36
Second Chance	11	12
Fast Breaks	5	0
Bench	4	22

Period by Period Scoring			
	1st	2nd	TOT
UW	41	41	82
NU	35	41	76

## GAME 18: #14 MICHIGAN STATE 86, #8 WISCONSIN 74

Jan. 21, 2022 • Madison, Wis. • Kohl Center



Official Basketball Box Score - Final  
Michigan St. at Wisconsin  
01/21/22 Kohl Center, Madison  
2021-22 Men's Basketball

Game Time: 8:00 PM  
Game Duration: 2:06  
Attendance: 17,287

Officials: D.J. Carstensen, Donnie Eppley, Lewis Garrison

## Michigan St. - 86

Record: 15-3 (6-1)

NO.	Name	Min	FG M-A	3P M-A	FT M-A	Rebounds OR DR TOT	Fouls PF FD	TP	AS	TO	ST	Blocks BS BA	+/-
10	Joey Hauser	F 24:18	1-5	1-3	4-6	1 10 11	2 3	7	2	2	0	0 0	6
30	Marcus Bingham Jr.	F 12:50	3-6	1-1	2-3	1 4 5	3 3	9	0	1	0	0 0	2
44	Gabe Brown	F 22:58	1-7	0-3	1-1	2 2 4	1 0	3	0	2	0	1 0	17
2	Tyson Walker	G 19:29	4-7	0-1	4-4	0 0 0	1 2	12	2	3	2	0 0	-1
5	Max Christie	G 33:39	5-7	2-2	0-0	2 1 3	1 0	12	0	0	0	0 0	7
34	Julius Marble	13:11	3-4	0-0	0-0	0 1 1	5 1	6	0	2	0	0 0	5
11	A.J. Hoggard	25:25	2-4	0-0	8-10	0 4 4	3 6	12	8	1	1	1 0	7
25	Malik Hall	25:03	7-11	0-0	0-0	4 4 8	2 1	14	2	2	1	2 1	15
3	Jaden Atkins	12:29	3-4	2-2	2-2	0 2 2	0 1	10	0	0	0	0 0	6
22	Mady Sissoko	04:38	0-0	0-0	1-2	1 0 1	1 1	1	0	0	0	0 0	-4
Team						0 0 0	0	0	0	0	0	0	0
Totals						29-55	6-12	22-28	11	28	39	19	86

Technical Fouls: NONE

Shooting By Period			
1st FG%	17-29	58.6%	
3PT%	4-7	57.1%	
FT%	4-5	80%	
2nd FG%	12-26	46.2%	
3PT%	2-5	40.0%	
FT%	18-23	78.3%	
GM FG%	29-55	52.7%	
3PT%	6-12	50.0%	
FT%	22-28	78.6%	

Dead Ball Rebounds: 6, 0

## Wisconsin - 74

Record: 15-3 (6-2)

NO.	Name	Min	FG M-A	3P M-A	FT M-A	Rebounds OR DR TOT	Fouls PF FD	TP	AS	TO	ST	Blocks BS BA	+/-
20	Ben Carlson	F 22:48	2-6	1-3	1-1	1 1 2	2 1	6	0	2	1	0 0	-8
22	Steven Crowl	F 30:42	4-8	1-3	0-0	2 2 4	2 6	9	1	1	0	0 0	-6
1	Johnny Davis	G 37:46	8-20	2-4	7-8	2 3 5	3 7	25	4	3	1	1 3	-8
23	Chucky Hepburn	G 31:12	2-6	1-3	0-0	0 2 2	3 2	5	3	2	2	0 1	-8
34	Brad Davison	G 35:50	8-12	6-10	0-0	0 2 2	3 1	22	3	2	1	0 0	-12
33	Chris Vogt	08:19	0-0	0-0	0-0	1 1 1	3 1	0	2	0	0	0 0	-3
14	Carter Gilmore	09:57	0-3	0-1	0-0	0 1 1	0 0	0	0	0	0	0 0	-1
11	Lorne Bowman II	11:50	1-3	0-2	2-2	0 0 0	2 1	4	2	0	0	0 0	-5
0	Jahcobi Neath	10:36	1-3	1-3	0-0	0 0 0	0 0	3	0	0	0	0 0	-7
2	Jordan Davis	01:00	0-0	0-0	0-0	0 0 0	0 0	0	0	0	0	0 0	-2
Team						2 1 3	0	0	0	0	0	0	0
Totals						26-61	12-29	10-11	7	13	20	18	74

Technical Fouls: Hepburn 2<sup>nd</sup> 9:05

	MSU	UW
Biggest lead	17 (1 <sup>st</sup> 4:16)	8 (1 <sup>st</sup> 17:43)
Best Scoring Run	9 (1 <sup>st</sup> 6:28)	8 (1 <sup>st</sup> 17:43)
Lead Changes	1	1
Times Tied	1	0
Time with Lead	32:23	06:42

Points from	MSU	UW
Turnovers	9	12
Paint	32	24
Second Chance	12	8
Fast Breaks	21	2
Bench	43	7

## GAME 19: #11 WISCONSIN 73, NEBRASKA 65

Jan. 27, 2022 • Lincoln, Neb. • Pinnacle Bank Arena



Official Basketball Box Score - Final  
Wisconsin at Nebraska  
01/27/22 Pinnacle Bank Arena, Lincoln  
Nebraska vs. Wisconsin

Game Time: 4:01 PM  
Game Duration: 2:01  
Attendance: 15,385

Officials: Don Daly, Steve Horacki, Brian McNitt

## Wisconsin - 73

Record: 16-3 (7-2)

NO.	Name	Min	FG M-A	3P M-A	FT M-A	Rebounds OR DR TOT	Fouls PF FD	TP	AS	TO	ST	Blocks BS BA	+/-
5	Tyler Wahl	F 22:17	1-5	0-0	2-2	1 9 10	3 1	4	1	3	0	0 0	11
22	Steven Crowl	F 23:25	4-10	2-5	2-2	2 0 2	4 1	12	1	1	0	0 0	-2
1	Johnny Davis	G 30:48	5-12	0-1	3-5	1 8 9	2 2	7	3	2	1	0 0	9
23	Chucky Hepburn	G 25:24	5-9	3-5	0-0	1 2 3	3 1	13	2	1	3	0 0	5
34	Brad Davison	G 34:31	6-14	5-8	4-5	0 7 7	3 4	21	4	2	3	0 0	11
20	Ben Carlson	21:56	3-7	0-1	0-0	4 1 5	0 0	6	0	0	0	0 0	4
11	Lorne Bowman II	13:11	1-4	0-1	2-4	0 1 1	1 2	4	0	1	0	0 0	1
33	Chris Vogt	15:11	0-4	0-0	0-0	2 3 5	2 0	0	1	1	0	0 0	13
0	Jahcobi Neath	02:21	0-1	0-0	0-0	0 0 0	0 0	0	0	0	0	0 0	1
2	Jordan Davis	09:08	0-2	0-1	0-0	1 1 2	0 0	0	1	0	0	1 0	-4
10	Isaac Lindsey	00:54	0-0	0-0	0-0	0 0 0	0 0	0	0	0	0	0 0	-5
14	Carter Gilmore	00:54	0-0	0-0	0-0	0 0 0	0 0	0	0	0	0	0 0	-4
Team						1 2 3	0	0	0	0	0	0	0
Totals						25-68	10-22	13-18	13	34	47	18	73

Technical Fouls: NONE

Shooting By Period			
1st FG%	13-38	34.2%	
3PT%	9-14	64.3%	
FT%	4-7	57.1%	
2nd FG%	12-30	40.0%	
3PT%	1-6	12.5%	
FT%	9-11	81.8%	
GM FG%	25-68	36.8%	
3PT%	10-22	45.5%	
FT%	13-18	72.2%	

# SPECIAL STATISTICS

Game	Pts off T/O (Wis / Opp)	Pts in Paint (Wis / Opp)	2nd Chance Pts (Wis / Opp)	Fast Break Pts (Wis / Opp)	Bench Pts (Wis / Opp)
11/9/21 - ST. FRANCIS BKN	21 / 19	36 / 26	11 / 4	13 / 1	29 / 21
11/12/21 - GREEN BAY	16 / 4	32 / 12	25 / 9	8 / 4	19 / 26
11/15/21 - PROVIDENCE	16 / 5	22 / 22	6 / 19	4 / 11	6 / 9
11/22/21 - vs. Texas A&M	22 / 14	26 / 16	15 / 5	5 / 13	6 / 24
11/23/21 - vs. Houston	11 / 8	26 / 26	2 / 6	5 / 7	6 / 23
11/24/21 - vs. Saint Mary's	13 / 7	26 / 34	9 / 10	0 / 2	9 / 11
12/1/21 - at Georgia Tech	11 / 5	24 / 24	11 / 10	5 / 10	7 / 11
12/4/21 - MARQUETTE	12 / 13	34 / 34	12 / 5	9 / 8	9 / 40
12/8/21 - INDIANA	15 / 7	22 / 30	11 / 16	6 / 14	17 / 12
12/11/21 - at Ohio State	11 / 9	24 / 32	2 / 11	8 / 14	10 / 20
12/15/21 - NICHOLLS	11 / 9	32 / 40	13 / 2	2 / 4	17 / 18
12/29/21 - ILLINOIS STATE	13 / 9	36 / 30	13 / 9	13 / 13	10 / 6
1/3/22 - at Purdue	12 / 10	28 / 28	12 / 12	6 / 6	7 / 29
1/6/22 - IOWA	13 / 8	40 / 38	18 / 14	5 / 9	4 / 21
1/9/22 - at Maryland	18 / 5	32 / 24	8 / 3	9 / 10	7 / 12
1/13/22 - OHIO STATE	16 / 8	32 / 46	14 / 13	5 / 0	10 / 14
1/18/22 - at Northwestern	8 / 6	32 / 36	11 / 12	5 / 0	4 / 22
1/21/22 - MICHIGAN STATE	12 / 9	24 / 32	8 / 12	2 / 21	7 / 43
1/27/22 - at Nebraska	14 / 14	30 / 26	7 / 3	14 / 9	10 / 12
<b>RUNNING TOTAL</b>	<b>175 / 169</b>	<b>558 / 556</b>	<b>205 / 175</b>	<b>124 / 156</b>	<b>188 / 365</b>
<b>PER GAME AVERAGE</b>	<b>9.2 / 8.9</b>	<b>29.4 / 29.3</b>	<b>10.8 / 9.2</b>	<b>6.5 / 8.2</b>	<b>9.9 / 19.2</b>



# TEAM SUPERLATIVES

## WISCONSIN

### HIGH

### LOW

• Points	89	2x; MR ILLINOIS ST (12/29/21)	55	at Ohio State (12/11/21)
• First-Half Points	46	ILLINOIS ST (12/29/21)	23	PROVIDENCE (11/15/21)
• Second-Half Points	55	MARQUETTE (12/4/21)	25	vs. Houston (11/23/21)
• Field Goals Made	33	IOWA (1/6/22)	20	PROVIDENCE (11/15/21)
• Field Goal Attempts	68	at Nebraska (1/27/22)	49	vs. Houston (11/23/21)
• Field Goal Percentage	.519 (28-54)	at Northwestern (1/18/22)	.328 (20-61)	PROVIDENCE (11/15/21)
• 3-Point Field Goals Made	12	MICHIGAN STATE (1/21/22)	3	vs. Saint Mary's (11/24/21)
• 3-Point Field Goal Attempts	29	MICHIGAN STATE (1/21/22)	12	vs. Saint Mary's (11/24/21)
• 3-Point Field Goal Pct. (min. 10 att.)	.529 (9-17)	at Northwestern (1/18/22)	.185 (5-27)	PROVIDENCE (11/15/21)
• Free Throws Made	25	ILLINOIS ST (12/29/21)	5	at Ohio State (12/11/21)
• Free Throw Attempts	32	ILLINOIS ST (12/29/21)	9	at Ohio State (12/11/21)
• Free Throw Pct. (min. 12 att.)	.905 (19-21)	GREEN BAY (11/12/21)	.630 (17-27)	NICHOLLS (12/15/21)
• Offensive Rebounds	18	GREEN BAY (11/12/21)	2	vs. Houston (11/23/21)
• Defensive Rebounds	34	at Nebraska (1/27/22)	13	MICHIGAN STATE (1/21/22)
• Total Rebounds	50	GREEN BAY (11/12/21)	20	MICHIGAN STATE (1/21/22)
• Fouls	22	at Purdue (1/3/22)	10	ST. FRANCIS BROOKLYN (11/9/21)
• Assists	17	at Northwestern (1/18/22)	4	vs. Saint Mary's (11/24/21)
• Turnovers	12	ST. FRANCIS BROOKLYN (11/9/21)	4	INDIANA (12/8/21)
• Steals	10	GREEN BAY (11/12/21)	3	ILLINOIS ST (12/29/21)
• Blocked Shots	6	2x; MR INDIANA (12/8/21)	0	OHIO STATE (1/13/22)

## OPPONENT

### HIGH

### LOW

• Points	86	MICHIGAN STATE (1/21/22)	34	GREEN BAY (11/12/21)
• First-Half Points	42	2x; MR MICHIGAN STATE (1/21/22)	15	GREEN BAY (11/12/21)
• Second-Half Points	49	ILLINOIS ST (12/29/21)	17	INDIANA (12/8/21)
• Field Goals Made	33	at Northwestern (1/18/22)	12	GREEN BAY (11/12/21)
• Field Goal Attempts	71	at Northwestern (1/18/22)	49	vs. Texas A&M (11/22/21)
• Field Goal Percentage	.527 (29-55)	MICHIGAN STATE (1/21/22)	.235 (12-51)	GREEN BAY (11/12/21)
• 3-Point Field Goals Made	10	vs. Texas A&M (11/22/21)	3	2x; MR OHIO STATE (1/13/22)
• 3-Point Field Goal Attempts	26	2x; MR MARQUETTE (12/4/21)	12	MICHIGAN STATE (1/21/22)
• 3-Point Field Goal Pct. (min. 10 att.)	.500 (6-12)	MICHIGAN STATE (1/21/22)	.158 (3-19)	OHIO STATE (1/13/22)
• Free Throws Made	22	MICHIGAN STATE (1/21/22)	3	3x; MR at Northwestern (1/18/22)
• Free Throw Attempts	28	MICHIGAN STATE (1/21/22)	4	ST. FRANCIS BROOKLYN (11/9/21)
• Free Throw Pct. (min. 10 att.)	.824 (14-17)	at Nebraska (1/27/22)	.462 (6-13)	INDIANA (12/8/21)
• Offensive Rebounds	14	INDIANA (12/8/21)	2	at Nebraska (1/27/22)
• Defensive Rebounds	41	at Ohio State (12/11/21)	20	IOWA (1/6/22)
• Total Rebounds	49	at Ohio State (12/11/21)	26	IOWA (1/6/22)
• Fouls	28	ILLINOIS ST (12/29/21)	14	at Ohio State (12/11/21)
• Assists	19	3x; MR at Northwestern (1/18/22)	5	ST. FRANCIS BROOKLYN (11/9/21)
• Turnovers	16	2x; MR vs. Saint Mary's (11/24/21)	8	2x; MR at Northwestern (1/18/22)
• Steals	8	ST. FRANCIS BROOKLYN (11/9/21)	2	3x; MR OHIO STATE (1/13/22)
• Blocked Shots	7	IOWA (1/6/22)	0	at Purdue (1/3/22)

## MISCELLANEOUS

### HIGH

### SECOND-HIGHEST

• UW's Largest Deficit Overcome in Win	22 (42-20, 1:17 1H) INDIANA (12/8/21)	16 (10-26, 12:04 1H) vs. Texas A&M (11/22/21)
• UW's Largest Deficit Overcome in Win (2nd Half/OT)	17 (42-25, 19:43 2H) INDIANA (12/8/21)	12 (42-30, 18:40 2H) NICHOLLS (12/15/21)
• UW's Largest Lead Surrendered in Loss	8 (2x); MR (17:43 1H) MICHIGAN STATE (1/21/22)	6 (18-12, 9:11 1H) PROVIDENCE (11/15/21)
• UW's Largest Lead Surrendered in Loss (2nd Half/OT)	--	--
• UW's Largest Halftime Lead	24 GREEN BAY (11/12/21)	21 ST. FRANCIS BROOKLYN (11/9/21)
• UW's Largest Halftime Deficit	17 INDIANA (12/8/21)	11 PROVIDENCE (11/15/21)
• UW's Largest Lead	45 (69-24, 5:07 2H) GREEN BAY (11/12/21)	32 (65-33, 8:33 2H) ST. FRANCIS BROOKLYN (11/9/21)
• UW's Largest Deficit	22 (42-20, 1:17 1H) INDIANA (12/8/21)	17 (83-21, 4:16 1H) MICHIGAN STATE (1/21/22)

# INDIVIDUAL SUPERLATIVES

## WISCONSIN

### HIGH

### SECOND-HIGHEST

• Points	37	Johnny Davis (at Purdue - 1/3/22)	30	Johnny Davis (Houston - 11/23/21)
• First-Half Points	19	Johnny Davis (IOWA - 1/6/22)	18	Johnny Davis (Houston - 11/23/21)
• Second-Half Points	27	Johnny Davis (at Purdue - 1/3/22)	17	Johnny Davis (at N'western - 1/18/22)
• Field Goals Made	13	Johnny Davis (at Purdue - 1/3/22)	11	Johnny Davis (at Ohio State - 12/11/21)
• Field Goal Attempts	24	Johnny Davis (at Purdue - 1/3/22)	23	Johnny Davis (ILLINOIS ST - 12/29/21)
• Field Goal Percentage (min. 7 made)	.875 (7-8)	Steven Crowl (ILLINOIS ST - 12/29/21)	.800 (8-10)	Brad Davison (OHIO STATE - 1/13/22)
• 3-Point Field Goals Made	6	Brad Davison (MICHIGAN ST - 1/21/22)	5	2x; MR Davison (at Nebraska - 1/27/22)
• 3-Point Field Goal Attempts	11	2x; MR Davison (Texas A&M - 11/22/21)	10	Brad Davison (MICHIGAN ST - 1/21/22)
• 3-Point Field Goal Pct. (min. 3 made)	.800 (4-5)	Johnny Davis (at N'western - 1/18/22)	.750 (3-4)	Lorne Bowman II (SF BROOKLYN - 11/9/21)
• Free Throws Made	9	Johnny Davis (at Purdue - 1/3/22)	8	3x; MR 2 Badgers (ILLINOIS ST - 12/29/21)
• Free Throw Attempts	12	2x; MR Davis (at Purdue - 1/3/22)	10	2x; MR Davis (at N'western - 1/18/22)
• Free Throw Pct. (min. 5 made)	1.000 (6-6)	3x; MR Wahl (Saint Mary's - 11/24/21)	1.000 (5-5)	3x; MR Wahl (at Maryland - 1/9/22)
• Offensive Rebounds	8	Steven Crowl (ILLINOIS ST - 12/29/21)	4	3x; MR Carlson (at Nebraska - 1/27/22)
• Defensive Rebounds	13	Johnny Davis (at Purdue - 1/3/22)	10	Tyler Wahl (at N'western - 1/18/22)
• Total Rebounds	14	Johnny Davis (at Purdue - 1/3/22)	12	Tyler Wahl (INDIANA - 12/8/21)
• Fouls	5	4x; MR 3 Badgers (at Purdue - 1/3/22)	4	16x; MR Crowl (at Nebraska - 1/27/22)
• Assists	6	2x; MR Wahl (OHIO STATE - 1/13/22)	5	3x; MR Davis (IOWA - 1/6/22)
• Turnovers	4	3x; MR Crowl (at N'western - 1/18/22)	3	11x; MR Wahl (at Nebraska - 1/27/22)
• Steals	4	2x; MR Davis (Houston - 11/23/21)	3	9x; MR 2 Players (at Nebraska - 1/27/22)
• Blocked Shots	4	Tyler Wahl (Saint Mary's - 11/24/21)	3	3x; MR Vogt (at Maryland - 1/9/22)

## OPPONENT

### HIGH

### SECOND-HIGHEST

• Points	33	Michael Devoe (at Georgia Tech - 12/1/21)	28	E.J. Liddell (at Ohio State - 12/11/21)
• First-Half Points	17	Michael Devoe (at Georgia Tech - 12/1/21)	16	2x; MR Audige (at N'western - 1/18/22)
• Second-Half Points	19	2x; MR Ayala (at Maryland - 1/9/22)	17	Bryce McGowens (at Nebraska - 1/27/22)
• Field Goals Made	11	3x; MR Liddell (at Ohio State - 12/11/21)	10	4x; MR Audige (at N'western - 1/18/22)
• Field Goal Attempts	25	Ty Gordon (NICHOLLS - 12/15/21)	20	Michael Devoe (at Georgia Tech - 12/1/21)
• Field Goal Percentage (min. 5 made)	.733 (11-15)	Nate Watson (PROVIDENCE - 11/15/21)	.727 (8-11)	Patrick Emilien (SF BROOKLYN - 11/9/21)
• 3-Point Field Goals Made	6	Kyler Edwards (Houston - 11/23/21)	5	2x; MR Strong (ILLINOIS ST - 12/29/21)
• 3-Point Field Goal Attempts	11	Ty Gordon (NICHOLLS - 12/15/21)	10	Michael Devoe (at Georgia Tech - 12/1/21)
• 3-Point Field Goal Pct. (min. 3 made)	.750 (6-8)	Kyler Edwards (Houston - 11/23/21)	.750 (3-4)	Chase Audige (at N'western - 1/18/22)
• Free Throws Made	8	2x; MR Hoggard (MICHIGAN ST - 1/21/22)	6	3x; MR McGowens (at Nebraska - 1/27/22)
• Free Throw Attempts	11	Sy Chatman (ILLINOIS ST - 12/29/21)	10	A.J. Hoggard (MICHIGAN ST - 1/21/22)
• Free Throw Pct. (min. 8 made)	.800 (8-10)	A.J. Hoggard (MICHIGAN ST - 1/21/22)	.727 (8-11)	Sy Chatman (ILLINOIS ST - 12/29/21)
• Offensive Rebounds	5	2x; MR Edey (at Purdue - 1/3/22)	4	4x; MR Hall (MICHIGAN ST - 1/21/22)
• Defensive Rebounds	13	Kyle Young (at Ohio State - 12/11/21)	10	2x; MR Hauser (MICHIGAN ST - 1/21/22)
• Total Rebounds	15	Manny Littles (NICHOLLS - 12/15/21)	14	Kyle Young (at Ohio State - 12/11/21)
• Fouls	5	11x; MR Walker (at Nebraska - 1/27/22)	4	21x; MR Audige (at N'western - 1/18/22)
• Assists	8	2x; MR Hoggard (MICHIGAN ST - 1/21/22)	7	2x; MR Johnson (INDIANA - 12/8/21)
• Turnovers	6	Justin Lewis (MARQUETTE - 12/4/21)	5	3x; MR Littles (NICHOLLS - 12/15/21)
• Steals	3	4x; MR Audige (at N'western - 1/18/22)	2	8x; MR Mayen (at Nebraska - 1/27/22)
• Blocked Shots	3	3x; MR Keegan Murray (IOWA - 1/6/22)	2	15x; MR Hall (MICHIGAN ST - 1/21/22)

# THE LAST TIME WISCONSIN...

## Wisconsin Team

**UW ranked No. 1 in AP Top 25:** Feb. 21, 2007  
**UW ranked in AP Top 25:** No. 11 (1/24/22)  
**UW ranked in USA Today Coaches Poll:** No. 11 (1/24/22)  
**Played AP No. 1-ranked opponent:** Win vs. Villanova, 65-62 (3/18/17)  
**Defeated AP No. 1-ranked opponent:** Villanova, 65-62 (3/18/17)  
**Played AP No. 2-ranked opponent:** Win vs. Michigan, 64-54 (1/19/19)  
**Defeated opponent ranked 3-10 by AP:** Win at No. 3 Purdue, 74-69 (1/3/22)  
**Defeated opponent ranked 11-25 by AP:** Win vs. No. 16 Ohio State, 78-68 (1/13/22)  
**Defeated AP Top 25 opponent on the road:** Win at No. 3 Purdue, 74-69 (1/3/22)

## Scoring

**Scored 20 or more points:** Brad Davison (21) at Nebraska (1/27/22)  
**Scored 30 or more points:** 37, Johnny Davis at #3 Purdue (1/3/22)  
**Scored 40 or more points:** 43, Frank Kaminsky vs. North Dakota (11/19/13)  
**Two or more Badgers scored 30 points, same game:** Joe Franklin (31) and Chuck Nagle (30) vs. Purdue (3/2/68) — only other time this happened in school history was Jack Brens (31) and Ken Siebel (31) vs. Utah (12/28/62)  
**Two or more Badgers scored 20 points, same game:** Johnny Davis (25) and Brad Davison (22) vs. #14 Michigan St (1/21/22)  
**Three or more Badgers scored 20 points, same game:** Jon Leuer (24), Josh Gasser (21), Jordan Taylor (20), vs. PVAMU (11/14/10)  
**Scored 20 points in one half:** Johnny Davis (27 in 2nd Half) at #3 Purdue (1/3/22)  
**Scored 20 points/two straight games:** Brad Davison (21 at Nebraska, 1/27/22; 22 vs. #14 Michigan State, 1/21/22)  
27 points at Northwestern, 1/18/22)  
**Scored 20 points/three straight games:** Johnny Davis (26 vs. Iowa, 1/6/22; 37 at #3 Purdue, 1/3/22; 20 vs. Illinois State, 12/29/21)  
**Scored 20 points/four straight games:** Johnny Davis (26 vs. Iowa, 1/6/22; 37 at #3 Purdue, 1/3/22; 20 vs. Illinois State, 12/29/21; 24 at #21 Ohio State, 12/11/21)  
**Scored 20 points/five straight games:** Johnny Davis (26 vs. Iowa, 1/6/22; 37 at #3 Purdue, 1/3/22; 20 vs. Illinois State, 12/29/21; 24 at #21 Ohio State, 12/11/21; 23 vs. Indiana, 12/8/21)  
**Scored 30 points/two straight games:** Michael Finley (30 at Michigan, 1/29/94; 32 vs. Michigan State, 2/2/94)  
**No Badger scored in double figures:** vs. Marquette (12/8/12)  
**One Badger scored in double figures:** 23, Johnny Davis vs. Indiana (12/8/21)  
**Four players scored in double figures:** Steven Crowl (21), Johnny Davis (20), Tyler Wahl (18) and Chucky Hepburn (13) vs. Illinois State (12/29/21)  
**Five players scored in double figures:** Johnny Davis (27), Chucky Hepburn (14), Tyler Wahl (14), Brad Davison (13), Steven Crowl (10) at Northwestern (1/18/22)  
**Six players scored in double figures:** Reuvers (19), Davison (15), Ford (12), King (12), Trice (11) and Pritzl (10) vs. Green Bay (11/21/19)  
**UW Scored 70 or more points:** 73, at Nebraska (1/27/22)  
**UW Scored 80 or more points:** 82, at Northwestern (1/18/22)  
**UW Scored 90 or more points:** 92, vs. Arkansas-Pine Bluff (11/27/20)  
**UW Scored 100 or more points:** 101, vs. Savannah State (12/13/18)

## Field Goal Shooting

**Shot 90 percent or better (min. 10 att.):** .900 (9-10), Carlton McGee vs. Michigan (2/26/92)  
**UW shot 50 percent or better:** .519, at Northwestern (1/18/22)  
**UW shot 60 percent or better:** .603, vs. Houston Baptist (11/17/18)  
**UW shot 70 percent or better:** .744, vs. Army (12/30/79)  
**UW made 30 or more field goals:** 33, vs. Iowa (1/6/22)  
**UW made 40 or more field goals:** 42, vs. Iowa (3/9/94)  
**UW made 50 or more field goals:** Has not happened  
**UW attempted 60 or more field goals:** 68, at Nebraska (1/27/22)  
**UW attempted 70 or more field goals:** 70, vs. Iowa (2/18/21)  
**UW attempted 80 or more field goals:** 83, vs. Northwestern (1/28/95)  
**UW attempted 100 or more field goals:** 102, vs. South Dakota (12/9/72)

## 3-Point Field Goal Shooting

**Made 5 or more 3-point field goals:** Brad Davison (5-8 3FG) at Nebraska (1/27/22)  
**UW shot 40 percent or better (min. 8 att.):** .455 (10-22), at Nebraska (1/27/22)  
**UW shot 50 percent or better (min. 8 att.):** .529 (9-17) at Northwestern (1/18/22)  
**UW shot 60 percent or better (min. 8 att.):** .640 (16-25), vs. Louisville (12/19/20)  
**UW shot 70 percent or better (min. 8 att.):** .727, at Indiana (2/25/10)  
**UW shot 80 percent or better (min. 8 att.):** .889, vs. North Dakota St. (12/10/86)  
**UW shot 90 percent or better (min. 8 att.):** .900, at Illinois (1/25/97)  
**UW made 10 or more 3-point field goals:** 10, at Nebraska (1/27/22)  
**UW made 15 or more 3-point field goals:** 16, vs. Louisville (12/19/20)  
**UW attempted 30 or more 3-point field goals:** 31, vs. Illinois (2/27/21)  
**UW attempted 40 or more 3-point field goals:** 40, vs. Temple (12/3/01)

## Double-Double / Triple-Double

**Had a triple-double:** Ethan Happ (13 pts, 12 reb, 11 ast) vs. Northwestern (1/26/19)  
**Had a double-double (Pts/Reb):** Tyler Wahl (14 pts, 11 reb) at Northwestern (1/18/22)  
**Had a double-double (Pts/Ast):** Ethan Happ (10 p, 11 r, 12a) vs. Coppin St. (11/6/18)  
**Had a double-double (Ast/Reb):** Ethan Happ (10p, 11r, 12a) vs. Coppin St. (11/6/18)  
**Had a double-double in consecutive games:** Johnny Davis (12/29/21 and 1/3/22)  
**Two with double-double:** Potter (24 p, 13 r) & Davison (11 p, 13 r) at Penn State (1/11/20)

## Free Throw Shooting

**Perfect at the FT line (min. 10 att.):** 10-10, Brad Davison vs. Illinois (1/19/18)  
**UW shot 80 percent or better (min. 12 att.):** .833 (15-18), at Maryland (1/9/22)  
**UW shot 90 percent or better (min. 12 att.):** .900 (19-21), vs. Green Bay (11/12/21)  
**UW shot 100 percent (min. 12 att.):** 15-15, vs. Nebraska (12/22/20)  
**UW made 20 or more free throws:** 25, vs. Illinois State (12/29/21)  
**UW made 30 or more free throws:** 30, vs. Minnesota (2/13/14)  
**UW made 40 or more free throws:** 40, vs. Minnesota (1/12/53)  
**UW attempted 30 or more free throws:** 32, vs. Illinois State (12/29/21)  
**UW attempted 40 or more free throws:** 42, at Illinois (2/3/13)  
**UW attempted 50 or more free throws:** 50, at Indiana (2/12/62)  
**UW attempted 60 or more free throws:** 61, at Michigan (2/21/53)

## Rebounds

**Had 10+ rebounds:** 10, Tyler Wahl at Nebraska (1/27/22)  
**Had 15+ rebounds:** 15, Tyler Wahl vs. Green Bay (12/1/20)  
**Had 20+ rebounds:** 25, Joe Chrmelich vs. St. Mary's (12/2/76)  
**Had 30+ rebounds:** 30, Paul Morrow vs. Purdue (1/3/53)  
**Had 10+ reb. in consecutive games:** Happ & Iverson, Two Straight (3/7 - 3/10)  
**UW had 40+ rebounds:** 47, at Nebraska (1/27/22)  
**UW had 50+ rebounds:** 50, vs. Green Bay (11/12/21)

## Assists

**Had 10 or more assists:** 11, Ethan Happ vs. Northwestern (1/26/19)  
**Had 15 or more assists:** Has not happened  
**UW had 20 or more assists:** 22, vs. Louisville (12/19/20)  
**UW had 30 or more assists:** 30, vs. Iowa (3/9/94)

## Blocked Shots

**Had 5 or more blocked shots:** 9 Nate Reuvers vs. Eastern Illinois (11/8/19)  
**Had 10 or more blocked shots:** Has not happened  
**UW had 10 or more blocked shots:** 10 vs. Eastern Illinois (11/25/20)  
**UW had 15 or more blocked shots:** Has not happened

## Steals

**Had 5 or more steals:** 5, Ethan Happ vs. Maryland (2/19/17)  
**Had 10 or more steals:** 10, Mike Kelley vs. Texas (12/7/99)  
**UW had 10 or more steals:** 10, vs. Green Bay (11/12/21)  
**UW had 15 or more steals:** 16, (2x) MR vs. California (12/2/12)

## Turnovers

**UW had 1 or fewer turnovers:** 1, vs. Iowa (1/20/15)  
**UW had 5 or fewer turnovers:** 4, vs. Indiana (12/8/21)  
**UW had 0 turnovers in a half:** 0 in 1H, vs. Arkansas-Pine Bluff (11/27/20)  
**Opponent committed 15 or more turnovers:** 16, vs. Saint Mary's (11/24/21)  
**Opponent committed 20 or more turnovers:** 20, vs. Illinois (2/27/21)

## Overtime

**Won a game in overtime:** 2OT vs. Indiana (80-73), 1/7/21  
**Lost a game in overtime:** vs. Saint Mary's (65-63), 11/5/19  
**Played a 2-overtime game:** win vs. Indiana (80-73), 1/7/21  
**Played a 3-overtime game:** loss vs. Indiana (85-86), 2/16/87  
**Played in consecutive OT games:** (3) vs. Iowa (2/6/13), vs. Mich. (2/9/13), at Minn. (2/14/13)

## Miscellaneous

**Hit a buzzer beater:** vs. Xavier, 3/20/16 (Bronson Koenig hits 3PT in corner, UW 66-63)  
**Won after trailing by at least 10 pts in second half:** 17 vs. Indiana, 12/8/21 (down 42-25, 19:43 remaining - won 64-59)  
**Won after trailing by at least 15 pts in second half:** 17 vs. Indiana, 12/8/21 (down 42-25, 19:43 remaining - won 64-59)  
**UW scored 10 straight points or more:** 10-0 (8:21 1H) at Maryland (1/9/22)  
**UW scored 15 straight points or more:** 16-0 (16:14 - 10:57 2H) vs. Nicholls (12/15/21)  
**UW held opp. scoreless 5:00 or longer:** 6:02 (16:38 - 10:36 2H) vs. Nicholls (12/15/21)  
**UW held opp. scoreless for 8:00 or longer:** 9:08 (17:52 - 8:44 1H) vs. Louisville (12/19/20)



**BASKETBALL COMMUNICATIONS****GENERAL INFORMATION**

- Address: 1440 Monroe Street, Madison, WI 53711
- Website: UWBadgers.com
- Press Box Phone: (608) 262-7766

**BRANDON HARRISON  
PRIMARY CONTACT**

- Phone: (608) 279-8653
- Email: bah@athletics.wisc.edu
- Twitter: @BrandonHarrison

**PATRICK HERB  
DIRECTOR OF BRAND STRATEGY**

- Phone: (608) 957-2085
- Email: pah@athletics.wisc.edu
- Twitter: @PatrickHerb

**MEDIA RESOURCES****CREDENTIAL APPLICATIONS**

- www.sportssystem.com/Wisconsin

**BIG TEN MEDIA EMAIL LIST**

- office.bigten.org/media

**WISCONSIN BASKETBALL RECORD BOOK**

- go.wisc.edu/MBBRecordBook

**WIRELESS INTERNET ACCESS (KOHL CENTER)**

- BadgerWiFi (connect and register with email address)

**LIVE STATS - STATBROADCAST (KOHL CENTER)**

- Wisconsin.StatBroadcast.com (password: buckybadger)

**OFFICIAL SOCIAL MEDIA CHANNELS**

- Twitter: @BadgerMBB
- Instagram: @badgermbb
- Facebook: /WisconsinMensBasketball
- YouTube: /WisconsinBadgers

**RADIO**

Radio Station: WIBA (1310 AM)

**Play-by-Play Announcer: Matt Lepay**

Address: P.O. Box 99  
Madison, WI 53701  
Phone: 608-274-5450

**Color Analyst: Mike Lucas**

Address: 1440 Monroe St.  
Madison, WI 53711  
Phone: 608-252-6474

**Credentials:** 2021-22 men's basketball credentials must be requested online: [www.sportssystem.com/Wisconsin](http://www.sportssystem.com/Wisconsin)

Contact Brandon Harrison with questions (608-279-8653). Approved credentials will be either mailed or made available at the Brand Communications Office or with the parking attendant (white vehicle) at the entrance to Lot 46 on Frances Street, one block north of the Kohl Center




**0 JAHCOBI NEATH**  
G, Jr., 6-4, 196  
Toronto, Ontario



**1 JOHNNY DAVIS**  
G, So., 6-5, 194  
La Crosse, Wis.




**2 JORDAN DAVIS**  
G, So., 6-4, 198  
La Crosse, Wis.



**4 CARTER HIGGINBOTTOM**  
G, Jr., 6-0, 193  
Chicago, Ill.




**5 TYLER WAHL**  
F, Jr., 6-9, 221  
Lakeville, Minn.



**10 ISAAC LINDSEY**  
G, So., 6-4, 184  
Mineral Point, Wis.



**11 LORNE BOWMAN**  
G, Fr., 6-2, 210  
Detroit, Mich.



**13 JUSTIN TAPHORN**  
G, So., 6-5, 208  
Pekin, Ill.




**14 CARTER GILMORE**  
F, So., 6-7, 224  
Hartland, Wis.



**20 BEN CARLSON**  
F, So., 6-9, 226  
Woodbury, Minn.




**21 CHRIS HODGES**  
F, Fr., 6-9, 239  
Schaumburg, Ill.



**22 STEVEN CROWL**  
F, So., 7-0, 234  
Eagan, Minn.




**23 CHUCKY HEPBURN**  
G, Fr., 6-2, 211  
Omaha, Neb.



**32 MATTHEW MORS**  
F, Fr., 6-7, 241  
Yankton, S.D.



**33 CHRIS VOGT**  
C, Sr., 7-0, 257  
Mayfield, Ky.



**34 BRAD DAVISON**  
G, Sr., 6-4, 200  
Maple Grove, Minn.



**35 MARKUS ILVER**  
F, Fr., 6-8, 219  
Tallinn, Estonia



**GREG GARD**  
Head Coach  
7th season at UW



**JOE KRABBENHOFT**  
Assistant Coach  
6th season at UW



**DEAN OLIVER**  
Assistant Coach  
5th season at UW



**SHARIF CHAMBLISS**  
Assistant Coach  
1st season at UW



**MARC VANDEWETTERING**  
Dir. Basketball Operations  
9th season at UW



**KYLE BLACKBURN**  
Dir. Recruiting & Scouting  
6th season at UW



**JIM SNIDER**  
Strength & Conditioning  
11th season at UW



**AJ VAN HANDEL**  
Video Coordinator  
11th season at UW

WISCONSIN BADGERS	POS	HT	WT	YR/ELIG	HOMETOWN (HS/LAST SCHOOL)	PRONUNCIATION
0 Jahcobi Neath	G	6-4	196	Jr./Jr.	Toronto, Ontario (Wake Forest)	Juh-KOBE KNEE-th
1 Johnny Davis	G	6-5	194	So./So.	La Crosse, Wis. (Central)	
2 Jordan Davis	G	6-4	198	So./So.	La Crosse, Wis. (Central)	
4 Carter Higginbottom	G	6-0	193	Sr./Jr.	Chicago, Ill. (St. Ignatius)	
5 Tyler Wahl	F	6-9	221	Jr./Jr.	Lakeville, Minn. (North)	WALL
10 Isaac Lindsey	G	6-4	184	So./So.	Mineral Point, Wis. (Mineral Point)	LIN-zee
11 Lorne Bowman II	G	6-2	210	So./Fr.	Detroit, Mich. (St. Mary's)	BOW-men
13 Justin Taphorn	G	6-5	208	So./So.	Pekin, Ill. (Pekin)	
14 Carter Gilmore	F	6-7	224	So./So.	Hartland, Wis. (Arrowhead)	
20 Ben Carlson	F	6-9	226	So./So.	Woodbury, Minn. (East Ridge)	
21 Chris Hodges	F	6-9	239	Fr./Fr.	Schaumburg, Ill. (Schaumburg)	
22 Steven Crowl	F	7-0	234	So./So.	Eagan, Minn. (Eastview)	(rhymes with growl)
23 Chucky Hepburn	G	6-2	211	Fr./Fr.	Omaha, Neb. (Bellevue West)	
32 Matthew Mors	F	6-7	241	Fr./Fr.	Yankton, S.D. (Yankton)	MORE-s
33 Chris Vogt	C	7-0	257	Gr./5th	Mayfield, Ky. (Cincinnati)	VOTE
34 Brad Davison	G	6-4	200	Gr./5th	Maple Grove, Minn. (Maple Grove)	DAVIS-on
35 Markus Ilver	F	6-8	219	Fr./Fr.	Tallinn, Estonia (Western Reserve Acad.)	ILL-ver