



NEBRASKA BASKETBALL

2021-22 GAME NOTES



HUSKERHOOPS



HUSKERHOOPS



HUSKERHOOPS

GAME #20

OPPONENT: NO. 11/11 WISCONSIN
DATE: THURSDAY, JAN. 27
TIPOFF: 4 P.M. (CT)
ARENA: PINNACLE BANK ARENA (15,000)
TICKETS: HUSKERS.COM/TICKETS

GAME AT A GLANCE



2021-22 Record: 15-3, 6-2 Big Ten
Head Coach: Greg Gard
Record at Wis: 134-73 (7th year)
Career Record: Same



Huskers Radio Network
Play-by-Play: Kent Pavelka
Analyst: Jake Muhleisen



2021-22 Record: 6-13, 0-8 B1G
Head Coach: Fred Hoiberg
Record at Nebraska: 20-58 (3rd year)
Career Record: 135-114 (8th year)



B1G Network
Play-by-Play: Chris Vosters
Analyst: Trent Meacham
Also available on Fox Sports app

Series History: Wisconsin leads, 20-14
Last Matchup: Wis. 61, Neb. 48 (2/12/21)

2021-22 SCHEDULE

Date	RK	Opponent	TV/Online	Time
Nov. 9	-/-	Western Illinois	B1G+	L, 74-75
Nov. 12	-/-	Sam Houston	B1G+	W, 74-65
Nov. 16	-/-	Creighton (Gavitt Games)	FS1	L, 69-77
Nov. 19	-/-	Idaho State	B1G+	W, 78-60
Nov. 21	-/-	Southern	ESPN2	W, 82-59
Nov. 23	-/-	Tennessee State	B1G Network	W, 79-73
Nov. 27	-/-	South Dakota	B1G+	W, 83-70
Dec. 1	-/-	at NC State (B1G/ACC Challenge)	ESPN2	L, 100-104 (4OT)
Dec. 4	-/RV	at Indiana *	B1G Network	L, 55-68
Dec. 7	-/RV	Michigan *	ESPN2	L, 67-102
Dec. 11	-/18	vs. Auburn (Holiday Hoopsgiving)	ESPN2	L, 68-99
Dec. 19	-/-	Kansas State	B1G Network	L, 58-67
Dec. 22	-/-	Kennesaw State	ESPN2	W, 88-74
Jan. 2	-/13	Ohio State *	B1G Network	L, 79-87 (OT)
Jan. 5	-/10	at Michigan State *	B1G Network	L, 67-79
Jan. 8	-/-	at Rutgers *	B1G Network	L, 65-93
Jan. 11	-/25	Illinois *	B1G Network	L, 71-81
Jan. 14	-/7	at Purdue *	FS1	L, 65-93
Jan. 17	-/-	Indiana *	B1G Network	L, 71-78
Jan. 22	-/19	at Ohio State *	B1G Network	ppd.
Jan. 27		Wisconsin *	B1G Network	4 p.m.
Jan. 29		Rutgers *	B1G Network	5:30 p.m.
Feb. 1		at Michigan *	B1G Network	8 p.m.
Feb. 5		Northwestern *	B1G Network	Noon
Feb. 9		Minnesota *	B1G Network	8 p.m.
Feb. 13		at Iowa *	FS1	2 p.m.
Feb. 18		Maryland *	B1G Network	8 p.m.
Feb. 22		at Northwestern *	B1G Network	7 p.m.
Feb. 25		Iowa *	FS1	8 p.m.
Feb. 28		at Penn State *	B1G Network	6 p.m.
March 6		at Wisconsin *	B1G Network	1 p.m.
March 9-13		at Big Ten Tournament		TBA

*-Big Ten Conference Game; Home games are in red and bold; All times listed as central.

ON THE AIR

Radio: Thursday's game will be carried on the Huskers Radio Network with Kent Pavelka and Jake Muhleisen, including KLIN (1400 AM) in Lincoln, KXSP (590 AM) in Omaha and KRNV (880 AM) in Lexington and will also be available on Huskers.com and the Huskers app.

TV/Online: Thursday's game will be televised on BTN with Chris Vosters and Trent Meacham on the call. It is also available on the web, mobile devices and connected TVs via the Fox Sports App.

HUSKERS HOST NO. 11 WISCONSIN

The Nebraska men's basketball team returns from a short pause on Thursday afternoon, as the Huskers host No. 11 Wisconsin at Pinnacle Bank Arena. Tipoff is set for 4 p.m. (central) and will be carried on the Big Ten Network and the Huskers Radio Network. Live video is also available on the Fox Sports app, while the Husker app will feature the Huskers Radio Network call.

The matchup was originally scheduled for Jan. 25, but was pushed back two days to allow for Nebraska to return from its short pause. Fans who had tickets for Tuesday's originally scheduled game should use those for Thursday's game. A limited number of tickets are available at Huskers.com/Tickets, calling 800-8-BIGRED during business hours or at the PBA Ticket Office beginning at 2:30 p.m. on Thursday.

The Huskers (6-13, 0-8 Big Ten) have been off since a 78-71 loss to Indiana on Jan. 17. Nebraska shot 47 percent against a Hoosier defense which was second nationally in field goal defense entering the game and was in position to win down the stretch. NU trailed 73-67 with less than three minutes left and got three straight stops on the defensive end, but could not convert offensively before Indiana closed out the game by going 5-of-6 from the foul line in the last minute.

NU got 20 points and five rebounds from freshman Bryce McGowens and 19 points, four assists and four steals from Alonzo Verge Jr., but Indiana's Trayce Jackson-Davis led all scorers with 23 points and 12 rebounds. McGowens now has five 20-point games, becoming just the fourth Husker freshman to post five 20-point games in a season.

Despite the loss, Nebraska got an important part of their rotation back on Monday, as Trey McGowens returned after missing the last 15 games following a broken bone in his right foot. McGowens had seven points, two rebounds and two steals in 21 minutes, as he made his first appearance since Nov. 16.

Wisconsin (15-3, 6-2 Big Ten) looks to bounce back following an 86-74 loss to No. 14 Michigan State on Jan. 21. Johnny Davis (25) and Brad Davison (22) combined for 47 points, but Michigan State shot 53 percent from the field, including 59 percent in the first half in racing to a 16-point halftime lead and holding on down the stretch.

.397

Nebraska has been shooting the ball better of late, shooting .466 percent from the floor, including .397 from 3-point range, over the past seven games dating back to Dec. 22. NU is averaging 8.0 3-pointers per game in that stretch.

2021-22 ROSTER AT A GLANCE

No	Name	Pos.	Ht.	Wt.	Yr.	Hometown	GP/GS	MPG	PPG	RPG	APG
0	C.J. Wilcher	G	6-5	221	Fr.	Plainfield, N.J.	19/1	24.9	8.0	2.4	1.0
1	Alonzo Verge Jr.	G	6-3	164	Sr.	Chicago, Ill.	19/19	28.8	14.3	4.8	5.5
2	Trey McGowens	G	6-4	196	Jr.	Pendleton, S.C.	4/3	22.5	6.5	4.3	1.3
3	Quaran McPherson	G	6-3	199	Fr.	Queens, N.Y.	DNP				
4	Jackson Cronin	G	6-1	187	Fr.	Great Neck, N.Y.	9/0	1.1	0.0	0.1	0.0
5	Bryce McGowens	G	6-7	179	Fr.	Pendleton, S.C.	19/19	33.6	15.7	5.5	1.6
10	Kobe Webster	G	6-0	176	Sr.	Indianapolis, Ind.	17/0	20.1	6.0	1.3	1.7
11	Lat Mayen	F	6-9	217	Jr.	Adelaide, Australia	18/18	22.6	5.1	3.9	0.7
12	Sam Hoiberg	G	6-0	183	Fr.	Lincoln, Neb.	DNP				
13	Derrick Walker Jr.	F	6-9	239	Jr.	Kansas City, Mo.	19/19	26.0	9.8	6.1	1.3
14	Trevor Lakes	F	6-8	220	Sr.	Lebanon, Ind.	8/0	8.9	1.5	0.9	0.3
15	Chris McGraw	G	6-0	176	So.	Columbus, Ohio	6/0	1.3	0.0	0.0	0.2
21	Jace Piatkowski	G	6-3	177	RFr.	Omaha, Neb.	DNP				
23	Keon Edwards	G	6-7	204	Fr.	Houston, Texas	13/5	6.9	0.5	0.8	0.2
24	Denim Dawson	G/F	6-6	185	Fr.	San Bernardino, Calif.	DNP				
30	Keisei Tominaga	G	6-2	178	So.	Moriyama Nagoya Aichi, Japan	19/11	20.9	7.8	1.5	0.7
32	Wilhelm Breidenbach	F	6-10	227	Fr.	Rancho Santa Margarita, Calif	10/0	15.7	3.7	2.7	0.6
33	Oleg Kojenets	F	7-0	223	Fr.	Kaunas, Lithuania	DNP				
35	Eduardo Andre	F	6-11	236	Fr.	London, England	17/0	11.8	3.6	3.4	0.4

2021-22 NEBRASKA BASKETBALL ROSTER

No.	VL	Name	Pos.	Ht.	Wt.	Yr.	Hometown	Previous School	Twitter	Instagram
0		C.J. Wilcher	G	6-5	221	Fr.	Plainfield, N.J.	Xavier	@CJWilcher	cj_wilcher
1		Alonzo Verge Jr.	G	6-3	164	Sr.	Chicago, Ill.	Arizona State	@zo_verge1	
2	*	Trey McGowens	G	6-4	196	Jr.	Pendleton, S.C.	Pittsburgh	@Trey5mac_	trey.mac
3		Quaran McPherson	G	6-3	199	Fr.	Queens, N.Y.	Link Year [Mo.] School	@cbg_quaran	
4		Jackson Cronin	G	6-1	187	Fr.	Great Neck, N.Y.	North	@jackson_cronin	jacksoncronin_
5		Bryce McGowens	G	6-7	179	Fr.	Pendleton, S.C.	Legacy Early College	@BryceMcgowens5	bryce.mcgowens
10	*	Kobe Webster	G	6-0	176	Sr.	Indianapolis, Ind.	Western Illinois	@k10webster	k10webster
11	*	Lat Mayen	F	6-9	217	Jr.	Adelaide, Australia	Chipola (Fla.) College	@lattmayen	
12		Sam Hoiberg	G	6-0	183	Fr.	Lincoln, Neb.	Pius X	@samhoiberg	samhoiberg
13	*	Derrick Walker Jr.	F	6-9	239	Jr.	Kansas City, Mo.	Tennessee	@derric_k	derric_k
14	*	Trevor Lakes	F	6-8	220	Sr.	Lebanon, Ind.	Indianapolis	@T_lakes14	tlakes14
15		Chris McGraw	G	6-0	176	So.	Columbus, Ohio	Otterbein	@chrismcgraw14	chrismcgraw14
21	**	Jace Piatkowski	G	6-3	177	RFr.	Omaha, Neb.	Elkhorn South	@jacepiatkowski6	jacepiatkowski
23		Keon Edwards	G	6-7	204	Fr.	Houston, Texas	DePaul	@KeonEdwards	kce35
24		Denim Dawson	G/F	6-6	185	Fr.	San Bernardino, Calif.	Southern California Academy	@D2dawsonn	ddeenim
30		Keisei Tominaga	G	6-2	178	So.	Moriyama Nagoya Aichi, Japan	Ranger (Texas) College	@KeiseiTominaga	keisei.kbz30
32		Wilhelm Breidenbach	F	6-10	227	Fr.	Rancho Santa Margarita, Calif.	Mater Dei	@wilhelm13	wil.helm
33		Oleg Kojenets	F	7-0	223	Fr.	Kaunas, Lithuania	Western Reserve (Ohio) Academy		
35	*	Eduardo Andre	F	6-11	236	Fr.	London, England	AZ Compass Prep	@EastLDNAndre	andreswrl_d

2021-22 NEBRASKA BASKETBALL COACHING STAFF

Head Coach

Fred Hoiberg, third season (Iowa State, 1995)

Assistant Coaches

- Matt Abdelmassih, second season (St. John's, 2007)
- Armon Gates, third season (Kent State, 2006)
- Nate Loenser, first season (Iowa State, 2002)

Special Assistant to the Head Coach

Doc Sadler, first season as special assistant,
ninth season overall (Arkansas, 1982)

Support Staff

- Director of Men's Basketball Strength & Conditioning: Kurt Joseph
- Video Coordinator: Matt Holt
- Director of Basketball Operations: Luca Virgilio
- Assistant Director of Basketball Operations: Sheryl Burbach
- Director of Player Development: Bertram "Buzzy" Caruthers
- Recruiting Coordinator: Athan Katsantonis
- Graduate Manager: Hallice Cooke
- Graduate Manager: Keenan Holdman
- Athletic Trainer: R.J. Pietig
- Team Nutritionist: Jake Blattner
- Sports Psychologist: Brett Woods
- NAPL Director: Chris Bach
- Equipment Manager: Pat Norris

PRONUNCIATION GUIDE

Name	Pronunciation
Matt Abdelmassih	Abdel-massey
Wilhelm Breidenbach	bride-en-bock
Athen Katsatonis	kat-san-to-nis
Oleg Kojenets	Oh-leg Co-yah-net
Nate Loenser	Len-zer
Lat Mayen	Latt [rhymes w/ Matt] MAY-en
Quaran McPherson	kr-aan
Jace Piatkowski	Pie-it-COW-ski
Keisei Tominaga	Kay-say Toe-may-nawga
C.J. Wilcher	WILL-chur

HUSKERS RADIO NETWORK



KENT PAVELKA

- Is in his 35th season of calling Husker men's basketball
- Called NU basketball for two stretches from 1974-1996 before returning to play-by-play duties full time in 2006-07
- Called his 1,000th Husker basketball game in 2018-19
- Six-time Nebraska Sportscaster of the Year who was inducted into the Nebraska Broadcasters Hall of Fame in 2019



JAKE MUHLEISEN

- Is in his fourth season as full-time color analyst after serving in a part-time basis for five seasons
- Was a four-year starter at guard for Nebraska from 2002-05
- Three-year team captain and started 98 games in his career
- Served as a graduate assistant at Creighton from 2005-07

City	Station	Frequency
Ainsworth	KBRB-AM	1400
Alliance	KCOW-AM	1400
Beatrice	KWBE-AM	1450
Broken Bow	KBBN-FM	95.3
Chadron	KCSR-AM	610
Columbus	KJSK-AM	900
Cozad	KAMI-AM	1580
Fairbury	KGMT-AM	1310
Falls City	KTNC-AM	1230
Fremont	KFMT-FM	105.5
Grand Island	KRGI-AM	1430
Hastings	KHAS-AM	1230
Hastings	KLIQ-FM	94.5
Holdrege	KUVR-AM	1380
Imperial	KADL-FM	102.9
Kearney	KGFV-AM	1340
Lexington	KRVN-AM	880
Lincoln	KLIN-AM	1400
Lincoln	KLIN-FM	99.3
McCook	KSWN-FM	93.9
McCook	KZMC-FM	102.1
City	Station	Frequency
Nebraska City	KNKY-AM	1600
Norfolk	KNEN-FM	94.7
North Platte	KODY-AM	1240
Omaha	KXSP-AM	590
Omaha	KXSP-AM	590
Scottsbluff	KNEB-AM	960
Scottsbluff	KNEB-FM	94.1
Sidney	KSID-AM	1340
Sioux City, Iowa	KSEZ-FM	97.9
Superior	KRFS-AM	1600
Superior	KRFS-FM	103.9
Valentine	KVSH-AM	940
West Point	KTIC-AM	840

Also available nationwide on Huskers.com and the Huskers App. Inside Pinnacle Bank Arena, fans can listen on 87.7 FM.

PROBABLE STARTERS VS. WISCONSIN (BASED OFF LAST GAME)

NATIONAL POLLS

ASSOCIATED PRESS (JAN. 24)

No	Team (1st)	Record	Points	Prev.
1	Auburn (45)	18-1	1,504	2
2	Gonzaga (15)	15-2	1,475	1
3	Arizona (1)	16-1	1,381	3
4	Baylor	17-2	1,335	5
5	Kansas	16-2	1,281	7
6	Purdue	16-3	1,119	4
T7	UCLA	13-2	1,116	9
T7	Houston	17-2	1,116	10
9	Duke	15-3	1,017	6
10	Michigan State	15-3	979	14
11	Wisconsin	15-3	894	8
12	Kentucky	15-4	822	12
13	Texas Tech	15-4	766	18
14	Villanova	14-5	713	11
15	USC	16-2	711	16
16	Ohio State	12-4	584	19
17	Providence	16-2	542	21
18	Tennessee	13-5	419	24
19	LSU	15-4	399	13
20	UConn	13-4	284	25
21	Xavier	14-4	269	20
22	Marquette	14-6	177	NR
23	Iowa State	14-5	167	15
24	Illinois	13-5	155	17
25	Davidson	16-2	132	NR

Others receiving votes: BYU 120, Alabama 77, Texas 61, Colorado State 57, Florida State 50, Loyola Chicago 21, Oregon 19, Wake Forest 12, Murray State 10, Indiana 10, Iowa 8, TCU 6, Miami (FL) 4, Saint Mary's 3, Boise State 3, Florida 3, Wyoming 2, Seton Hall 1, Iona 1

USA TODAY COACHES (JAN. 24)

No	Team (1st)	Record	Points	Prev.
1	Gonzaga (18)	15-2	784	1
2	Auburn (13)	18-1	777	2
3	Arizona (1)	16-1	724	3
4	Baylor	17-2	690	6
5	Kansas	16-2	667	7
6	Purdue	16-3	589	4
7	Duke	15-3	567	5
8	UCLA	13-2	551	9
9	Houston	17-2	538	10
10	Michigan St	15-3	501	13
11	Wisconsin	15-3	466	8
12	Villanova	14-5	423	11
13	Kentucky	15-4	400	12
14	Texas Tech	15-4	396	19
15	Southern California	16-2	333	15
16	Ohio St.	12-4	311	18
17	Providence	16-2	293	21
18	Louisiana State	15-4	171	16
19	Connecticut	13-4	165	25
20	Tennessee	13-5	154	25
21	Illinois	13-5	139	17
22	Colorado St.	15-1	126	23
23	Xavier	14-4	107	20
24	Iowa State	14-5	99	14
25	Texas	14-5	73	22

Others receiving votes: Alabama 53; Marquette 44; Brigham Young 36; Seton Hall 32; Davidson 30; Miami-Florida 22; Loyola-Chicago 21; Oregon 18; Florida State 18; Indiana 17; Boise St. 14; Texas A&M 12; Texas Christian 10; Wake Forest 9; Iowa 8; Murray St. 5; San Francisco 3; Saint Mary's 2; Wyoming 1; UAB 1.

#1 ALONZO VERGE JR. | G | SR. | 6-4 | 164 | CHICAGO, ILL.

2021-22 Averages: PPG: 14.3 | RPG: 4.8 | APG: 5.5 | SPG: 1.6

Worth Noting: Grad transfer is first in B1G in assists and fourth in steals...Team-high four double-doubles... Had 19 points, four assists and four steals vs. Indiana...Totaled 14 points and nine assists against No. 25 Illinois...Had 16 points and a career-high 12 assists vs. Kennesaw State...Led NU with 31 points and eight caroms vs. Michigan...Nearly posted a triple-double at NC State with 25 points, 11 assists and nine boards...Averaged 14.0 ppg, 3.8 apg and 3.9 rpg per game at ASU in 2020-21...Was among the Pac-12 leaders in scoring (15th), assists (seventh) and assist-to-turnover ratio (sixth) in 2020-21...Pac-12 Sixth Man of the Year in 2019-20, averaging 14.6 points per game, including a 43-point performance vs. Saint Mary's.

Career Bests (includes ASU): Pts: 43 | Reb: 13 | Ast: 12 | Stl: 4 (4x) | Bl: 2

#5 BRYCE MCGOWENS | G | FR. | 6-7 | 179 | PENDLETON, S.C.

2021-22 Averages: PPG: 15.7 | RPG: 5.5 | APG: 1.6

Worth Noting: Five-star recruit who leads Big Ten freshmen in scoring and is second in rebounding... Three-time B1G Freshman of the Week...Had his fifth 20-point game of the year against Indiana with 20 points and five rebounds...Totaled 19 points and six rebounds vs. No. 25 Illinois...Had 18 points and five rebounds vs. No. 13 OSU...Had 24 points and nine rebounds at NC State...Posted double-double (18 pts./11 reb.) vs. Southern...Totaled 2,341 points in high school...Played in the 2021 Allen Iverson Classic...Averaged 21.6 points, 4.7 rebounds and 3.1 assists for Legacy Early College in 2020-21...South Carolina Player of the Year by Gatorade and Max Preps.

Career Bests: Pts: 29 | Reb: 11 | Ast: 4 (4x) | Stl: 2 (3x)

#30 KEISEI TOMINAGA | G | SO. | 6-2 | 178 | MORIYAMA NAGOYA AICHI, JAPAN

2021-22 Averages: PPG: 7.8 | RPG: 1.5

Worth Noting: Junior college transfer who has seven double-figure games in 2021-22...Held to two points in 16 minutes against Indiana...Led NU with 18 points against Kennesaw State...Had 16 points in the 4OT loss at NC State...Scored a career-high 23 points on 8-of-11 shooting in 22 minutes against South Dakota...Played in the Tokyo Olympics in 3x3 Basketball, helping Japan to the medal round as he was third in scoring despite being the youngest player in the field...Spent two seasons at Ranger (Texas) College, totaling 198 3-pointers in that span...Averaged 16.3 ppg at Ranger College, helping the school to the NJCAA semifinals in 2021.

Career Bests: Pts: 23 | Reb: 4 | Ast: 2 (3x) | Stl: 3 (2x)

#11 LAT MAYEN | F | JR. | 6-9 | 217 | ADELAIDE, AUSTRALIA

2021-22 Averages: PPG: 5.1 | RPG: 3.9

Worth Noting: Second-year starter...Matched his season high with nine points against Indiana...Grabbed a season-high eight boards and had seven points at No. 7 Purdue...Tallied eight points and seven rebounds vs. No. 13 OSU...Had six points and seven boards vs. No. 18 Auburn...Started all 27 games in 2020-21, averaging 8.6 points and 4.5 rebounds per game...Posted first career double-double at No. 5 Iowa with 14 points and 13 boards...Had a career-high 25 points on 9-of-11 shooting (including 5-of-7 from 3) against Rutgers...Rated the No. 18 JUCO player in 2020 class by JUCORECRUITING.COM...Averaged 11.8 points and 8.4 boards per game at Chipola...Began career at TCU, where he played in 17 games in 2018-19.

Career Bests (includes TCU): Pts: 25 | Reb: 13 | Ast: 4 | Stl: 2

#13 DERRICK WALKER | F | JR. | 6-9 | 239 | KANSAS CITY, MO.

2021-22 Averages: PPG: 9.8 | RPG: 6.1 | BPG: 1.1 | APG: 1.3 | SPG: 1.0

Worth Noting: Second-year starter who is shooting 71% from the field...Had four points and four boards in 19 minutes vs. Indiana...Finished with 14 points and seven boards vs. No. 25 Illinois...Matched career high with 16 points on 8-of-9 shooting at No. 10 MSU...Posted 15 points, 10 rebounds and four steals vs. No. 13 Ohio State...Also had double-doubles vs. No. 18 Auburn (10 pts., 10 reb.) and at NC State (12 pts., 13 reb.)...Started NU's final 16 games of 2020-21, averaging 5.9 ppg...Was a reserve on Tennessee's 2018-19 NCAA Sweet 16 team...Helped Volunteers to an SEC title in 2017-18...Played at Sunrise Christian...MOKAN Elite AAU teammates with Trae Young and Michael Porter Jr.

Career Bests (includes Tennessee): Pts: 16 (2x) | Reb: 13 | Ast: 6 | Bl: 3 | St: 4

THE UNIVERSITY OF NEBRASKA-LINCOLN CURRENTLY REQUIRES A FACE COVERING IN ALL INDOOR SPACES.

BIG TEN STANDINGS (AS OF JAN. 24)

Team	B1G	Pct.	Overall	Pct.
Michigan State	6-1	0.857	15-3	0.833
Wisconsin	6-2	0.750	15-3	0.833
Illinois	6-2	0.750	13-5	0.722
Ohio State	5-2	0.714	12-4	0.750
Purdue	5-3	0.625	16-3	0.842
Rutgers	5-3	0.625	11-7	0.611
Indiana	5-4	0.556	14-5	0.737
Iowa	4-4	0.500	14-5	0.737
Michigan	3-3	0.500	9-7	0.563
Penn State	3-5	0.375	8-8	0.500
Minnesota	2-5	0.286	11-5	0.688
Northwestern	2-6	0.250	9-8	0.529
Maryland	2-6	0.250	10-9	0.526
Nebraska	0-8	0.000	6-13	0.316

Upcoming Schedule/Results

Date	Matchup or Result	Time
Jan. 19	Minnesota at Penn State, ppd * Iowa 46, Rutgers 48	
Jan. 20	* Indiana 68, Purdue 65	
Jan. 21	* Maryland 81, Illinois 65 * Michigan State 86, Wisconsin 74	
Jan. 22	* Minnesota 68, Rutgers 65 Nebraska at Ohio State, ppd * Iowa 68, Penn State 51	
Jan. 23	* Purdue 80, Northwestern 60 * Indiana 62, Michigan 80	
Jan. 25	Michigan State at Illinois Maryland at Rutgers	6 p.m. 6 p.m.
Jan. 26	Northwestern at Michigan Penn State at Indiana	5:30 p.m. 7:30 p.m.
Jan. 27	Wisconsin at Nebraska Ohio State at Minnesota Purdue at Iowa	4 p.m. 7 p.m. 8 p.m.
Jan. 29	Michigan at Michigan State Indiana at Maryland Illinois at Northwestern Rutgers at Nebraska	11:30 a.m. 1:30 p.m. 3:30 p.m. 5:30 p.m.
Jan. 30	Ohio State at Purdue Minnesota at Wisconsin	11 a.m. Noon
Jan. 31	Iowa at Penn State	6 p.m.

BY THE NUMBERS

Nebraska Cornhuskers			Wisconsin Badgers		
2021-22 Team Statistics (Record: 6-13, 0-8 Big Ten)			2021-22 Team Statistics (Record: 15-3, 6-2 Big Ten)		
Category	Nebraska	OPP	Category	Wis	OPP
SCORING	1393	1503	Scoring	1309	1204
Points per game	73.3	79.1	Points per game	72.7	66.9
Scoring margin	-5.8	-	Scoring margin	+5.8	-
FIELD GOALS-ATT	500-1148	542-1221	Field goals-att	456-1073	454-1036
Field goal pct	.436	.444	Field goal pct	.425	.438
3 POINT FG-ATT	133-447	181-504	3 point fg-att	129-402	117-347
3-point FG pct	.298	.359	3-point FG pct	.321	.337
3-pt FG made per game	7.0	9.5	3-pt FG made per game	7.2	6.5
FREE THROWS-ATT	260-365	238-346	Free throws-att	268-354	179-277
Free throw pct	.712	.688	Free throw pct	.757	.646
F-Throws made per game	13.7	12.5	F-Throws made per game	14.9	9.9
REBOUNDS	639	809	Rebounds	635	643
Rebounds per game	33.6	42.6	Rebounds per game	35.3	35.7
Rebounding margin	-8.9	-	Rebounding margin	-0.4	-
ASSISTS	255	285	Assists	210	209
Assists per game	13.4	15.0	Assists per game	11.7	11.6
TURNOVERS	244	290	Turnovers	152	215
Turnovers per game	12.8	15.3	Turnovers per game	8.4	11.9
Turnover margin	+2.4	-	Turnover margin	+3.5	-
Assist/turnover ratio	1.0	1.0	Assist/turnover ratio	1.4	1.0
STEALS	149	138	Steals	96	75
Steals per game	7.8	7.3	Steals per game	5.3	4.2
BLOCKS	52	66	Blocks	58	68
Blocks per game	2.7	3.5	Blocks per game	3.2	3.8

ABOUT WISCONSIN

Under seventh-year coach Greg Gard, the Badgers are 15-3 on the season, including a 6-2 mark in Big Ten play. The Badgers, who replaced a trio of starters from a team that reached the second round of the 2021 NCAA Tournament, went 9-1 in non-conference action. The Badgers posted wins over Houston, Georgia Tech and Marquette with the only loss coming to Providence without Johnny Davis. Since a road loss at Ohio State in mid-December, Wisconsin had won seven straight games, including road wins at Purdue and Maryland, before falling to No. 14 Michigan State at home on Friday night.

The Badgers feature one of the Big Ten's best players in Johnny Davis, who is averaging 22.3 points and 7.4 rebounds per game while pacing UW in both assists (43) and steals (23). Brad Davison is averaging 15.4 points per game while shooting 37 percent from 3-point range. Davison has 47 of the Badgers 129 3-pointers this season. Tyler Wahl, who did not play against Michigan State because of an injury, is the third Badger in double figures as he averages 11.0 ppg and 5.7 rpg while pacing Wisconsin with 18 blocked shots. Omaha native Chucky Hepburn chips in 7.1 points and 2.0 assists per game.

Series History: Thursday's matchup is the 35th meeting between the two programs, as Wisconsin has a 20-14 advantage. The Huskers will look to snap a six-game losing streak in the series dating back to the 2018-19 season.

The series began in the 1903-04 season, as Nebraska won the first meeting, 25-22 over the Badgers in Lincoln before Wisconsin took five of the next six meetings from 1907 to 1955. Nebraska then won eight straight games before the Badgers won the next five meetings, including the first four in Big Ten play, before the Huskers topped the No. 9 Badgers in the final regular-season game in 2013-14. The Huskers are 4-14 against Wisconsin since joining the Big Ten (3-13 in regular season; 1-1 in Big Ten Tournament).

SERIES AT A GLANCE

- All-time: Wisconsin leads, 20-14
 - In Lincoln: Wisconsin leads, 8-7
At Pinnacle Bank Arena: Wisconsin leads, 5-2
 - In Madison: Wisconsin leads, 10-5
Kohl Center: Wisconsin leads, 6-1
 - In Honolulu, Hawaii: Nebraska leads 1-0
 - In Fairbanks, Alaska: Wisconsin leads 1-0
 - In Big Ten Conference games: Wisconsin leads, 13-3
 - In Big Ten Tournament games: Tied, 1-1
- Husker-Badgers Superlatives**
- Most consecutive wins (year ended): Nebraska 8 (1956-91); Wisconsin 6 (2019-pres.)
 - Most points scored: Nebraska, 101, at Madison, Wis., Dec. 1, 1965; Wisconsin, 88, at Madison, Wis., Dec. 1, 1965
 - Highest combined score: 189, Nebraska, 101, Wisconsin 88, at Madison, Wis., Dec. 1, 1965
 - Biggest winning margin: Nebraska, 21, at Lincoln, Neb., Dec. 11, 1991; Wisconsin, 39, at Madison, Wis., March 3, 1908

RECENT MEETINGS (SINCE NU JOINED BIG TEN)						
Date	Site	Rankings	Result	Neb.	Wis.	
12-27-11	H	-/11	L	40	64	
1-15-12	A	-/-	L	45	50	
1-6-13	H	-/-	L	41	47	
2-26-13	A	-/17	L	46	77	
3-9-14	H	-/9	W	77	68	
1-15-15	A	-/7	L	55	70	
2-10-15	H	-/5	L	55	65	
2-10-16	A	-/-	L	61	72	
3-10-16	N	-/-	W	70	58	
2-9-17	H	-/7	L (OT)	69	70	
1-9-18	H	-/-	W	63	59	
1-29-18	A	-/-	W	74	63	
1-29-19	H	-/24	L	51	62	
3-15-19	N	-/19	L	62	66	
1-21-20	A	-/-	L	68	82	
2-15-20	H	-/-	L	64	81	
12-22-20	A	-/9	L	53	67	
2-12-21	H	-/21	L	48	61	

9.3

C.J. Wilcher is averaging 9.3 points per game off the bench over Nebraska's last six contests. The second-year freshmen is shooting 52.5 percent from the field, including 48.7 percent from 3-point range in that stretch.

TOP-10 PINNACLE BANK ARENA CROWDS

No.	Attend.	Opponent	Date
1.	15,998	Wisconsin	March 9, 2014
2.	15,991	Penn State	Feb. 25, 2018
3.	15,987	Tennessee-Martin	Nov. 28, 2014
4.	15,978	Northwestern	March 1, 2014
5.	15,952	Iowa	Jan. 27, 2018
6.	15,950	Creighton	Dec. 8, 2018
7.	15,949	Arkansas State	Dec. 14, 2013
8.	15,946	South Dakota State	Nov. 15, 2019
9.	15,945	Minnesota	Jan. 26, 2014
10.	15,939	Creighton	Nov. 16, 2021

RECORD AT PINNACLE BANK ARENA

Season	Wins	Losses	Pct.
2013-14	15	1	.938
2014-15	10	6	.625
2015-16	10	8	.556
2016-17	8	8	.500
2017-18	16	1	.941
2018-19	13	5	.722
2019-20	5	11	.313
2020-21	6	9	.400
2021-22	6	7	.462
Total	89	56	.614

2021-22 MISC. STATS

TEAM LEADERS

Double-Figure Scoring Games: Verge-15; B. McGowens-14; Walker-11; Wilcher-8; Tominaga-7; Webster-2; Andre-1

10+ Rebounding Games:..... Walker-3; Verge-1; B. McGowens-1

10+ Assist Games:..... Verge-3

Double-Doubles:..... Verge-4; Walker-3; B. McGowens-1

Triple-Doubles:..... None

20-Point Games:.. B. McGowens-5; Verge-4; Webster-1; Tominaga-1

30-Point Games: Verge-1

40-Point Games: None

Games Leading NU in Scoring:* Verge-6; B. McGowens-7; Webster-1; Walker-2; Tominaga-3; Wilcher-1

Games Leading NU in Rebounding:* B. McGowens-8; Walker-8 Verge-6; T. McGowens-1; Mayen-3; Webster-1

Games Leading NU in Assists:* Verge-17; Webster-2; Wilcher-1; B. McGowens-1; Walker-1

Games Leading NU in Blocks* Walker-13; Mayen-5 B. McGowens-4; Breidenbach-2; Verge-2; Wilcher-1; Andre-3; Lakes-1

Games Leading NU in Steals Verge-8; Wilcher-3; Webster-4; T. McGowens-1; Tominaga-4; B. McGowens-4; Breidenbach-2; Walker-5; Andre-4

HUSKER DOUBLE-DOUBLES IN 2021-22

Player	Opponent	Double-Double
McGowens	Southern	18 pts./11 reb.
Verge	at NC State	25 pts./11 asst.*
Verge	Tennessee St.	18 pts./10 asst.
Verge	Western Illinois	26 pts./13 reb.
Verge	Kennesaw State	16 pts./12 asst.
Walker	at NC State	12 pts./13 reb.
Walker	vs. No. 18 Auburn	10 pts./10 reb.
Walker	vs. No. 13 Ohio State	15 pts./10 reb.

*-Verge was one rebound shy of a triple double

CAREER TOTALS VS. WISCONSIN

Player	GP-GS	Min-Avg	FG-FGA	Pct	3FG-FGA	Pct	FT-FTA	Pct	Off	Def	Tot	Avg	PF	A	TO	Blk	Stl	Pts	Avg
Mayen	2-2	62-31.0	8-21	.381	2-12	.167	1-2	.500	2	7	9	4.5	2	1	3	3	2	19	9.5
T. McGowens	2-2	59-29.5	4-15	.267	1-3	.333	7-13	.538	2	8	10	5.0	2	4	2	0	2	16	8.0
Andre	2-0	11-5.5	2-2	1.000	0-0	.000	0-0	.000	0	1	1	0.5	5	0	0	1	0	4	2.0
Walker	1-1	17-17.0	0-0	.000	0-0	.000	1-3	.333	3	3	6	6.0	3	2	2	0	2	1	1.0
Webster	2-0	33-16.5	1-7	.143	0-2	.000	0-0	.000	0	2	2	1.0	0	2	0	0	0	2	1.0
Lakes	1-0	17-17.0	0-2	.000	0-1	.000	0-0	.000	0	3	3	3.0	1	0	0	1	0	0	0.0
Piatkowski	1-0	0-0.0	0-0	.000	0-0	.000	0-0	.000	0	0	0	0.0	0	0	0	0	0	0	0.0

Wisconsin Starters

No.	Name	Pos.	Yr.	Ht.	Wt.	2021-22 Stats	G/GS	PPG	RPG	Other
23	Chuckie Hepburn	G	Fr.	6-2	211	18/18	7.1	2.0	2.0 apg	
34	Brad Davison	G	Sr.	6-4	200	18/18	15.4	3.9	2.0 apg	
1	Johnny Davis	G	So.	6-5	194	16/16	22.3	7.4	2.7 apg	
5	Tyler Wahl	F	Jr.	6-9	221	17/17	11.0	5.7	1.0 bpg	
22	Steven Crowl	F	So.	7-0	234	18/18	8.8	4.8	1.2 apg	

WORTH NOTING

• Thursday's game with No. 11 Wisconsin will be the Huskers' sixth game against a ranked opponent this season and fifth in the month of January. The five games against AP ranked opponents in one month will tie a school record set four other times, most recently in February of 2010 when NU was in the Big 12 Conference. The other times that NU has faced five ranked teams in a month were in January of 2002, February of 1995 and February of 1992.

• Derrick Walker is one of four NCAA players - and two from power conferences - shooting over 70 percent from the field and the free throw line as of Jan. 24. Walker, who is averaging 9.8 ppg, is the only one of the four averaging more than seven points per game.

While Walker has shot nearly 60 percent from the field in his three college seasons, the biggest improvement has been at the free throw line. Entering this season, Walker was a career 38 percent free throw shooter.

• Walker enters the Wisconsin game shooting 70.8 percent from the field, but does not qualify for NCAA minimums (5 FG/gm). He has shot 50 percent or better in 13 of the last 15 games, while one of the two games he didn't was a game where he didn't have a field goal attempt against Michigan.

The last Huskers to shoot at least 60 percent and average double figures were Kimani Ffriend and Steffon Bradford in 2000-01.

• Alonzo Verge Jr. reached the 1,000-point plateau following a 19-point effort against Indiana on Jan. 17. Verge became the fourth current Husker to go over 1,000 career points, joining Kobe Webster, Trey McGowens and Trevor Lakes.

Verge has averaged 14.3 points per game during his collegiate career, which also included two seasons at Arizona State. He also scored over 1,600 points in his two years at Moberly (Ill.) Junior College.

• Nebraska has produced a total of 11 20-point efforts this season (Bryce McGowens-5; Alonzo Verge Jr.-4; Kobe Webster-1; Keisei Tominaga-1). Last season, NU had 12 20-point efforts in 27 contests. Bryce McGowens' five 20-point games this season is tied for third all-time by a Husker freshman and is the most by any NU freshman since Joe McCray had a school-record 10 in 2004-05.

• Nebraska guard Bryce McGowens ranks third nationally among all true freshmen in scoring at 15.7 points per game as of Jan. 23 following his 20-point game against Indiana. McGowens is one of only four true freshmen nationally averaging at least 15 points per game.

McGowens, who leads all Big Ten freshmen in scoring and is second in rebounding, is on pace to break NU's freshman single-season scoring mark (15.5, Joe McCray, 2004-05). Only six freshmen in school history with the most recent being Ryan Anderson in 2006-07.

NCAA PLAYERS W/ 70% FG AND FT PCT.

Player, School	GP	FG Pct.	FT Pct.
Derrick Walker, Nebraska	19	.708	.703
Oso Ighodaro, Marquette	19	.768	.714
Kaodirichi Akobundu-Ehiogu, UTA	19	.708	.818
Mekhi Collins, Nicholls State	15	.739	.889
CBB Reference			

NU CAREER 1,000-POINT SCORERS

Player	Career Points
Kobe Webster	1,738
Trey McGowens	1,078
Trevor Lakes	1,036
Alonzo Verge Jr.	1,000

20-PT. GAMES BY NU FRESHMEN

No.	Name	20+ Games	Year
1.	Joe McCray	10	2004-05
2.	Jerry Fort	6	1972-73
3.	Bryce McGowens	5	2021-22
4.	Dave Hoppen	5	1982-83

NCAA TRUE FRESHMAN

SCORING LEADERS (AS OF JAN. 23)

No.	Name, School	PPG
1.	Paolo Banchero, Duke	17.9
t2.	Bryce McGowens, Nebraska	15.7
	Jabari Smith, Auburn	15.7
4.	Blake Wesley, Notre Dame	15.0

105

Alonzo Verge's 105 assists as of Jan. 24 leads all Big Ten players and matches the total by Dalano Banton in 2020-21. Verge is currently second in the Big Ten with 5.5 assists per game, including a trio of games with at least 10 assists.

2021-22 MBB QUICK FACTS

UNIVERSITY INFO

Location	Lincoln, Neb.
Founded	1869
Enrollment	24,431
Nickname	Cornhuskers, Huskers
Colors	Scarlet & Cream
Affiliation	NCAA Division I
Conference	Big Ten Conference
Home Arena	Pinnacle Bank Arena
Capacity/Year Opened	15,000/2013
Chancellor	Ronnie Green
Faculty Rep.	Scott M. Fuess Jr.
Vice Chancellor, Director of Athletics	Trev Alberts
Athletic Dept. Phone	(402) 472-4224
Assistant A.D./Ticketing	Holly Adam
Ticket Office Phone	(402) 472-3111 or 1-800-8BIGRED
Website	Huskers.com

BASKETBALL HISTORY

First year of basketball	1896-97
Regular-season conference titles (last)	7 (1950)
Postseason conference titles (last)	1 (1994)
All-time postseason appearances	26
All-time postseason record	24-25
NCAA Appearances (last)	7 (2014)
NIT Appearances (last)	19 (2019)

BASKETBALL STAFF

Head Coach	Fred Hoiberg
Alma Mater (Year)	Iowa State (1995)
Record at Nebraska	20-58 (3rd season)
Overall Coaching Record	135-114 (8th season)
Assistant Coaches	Matt Abdelmassih (3rd season)
	Armon Gates (4th season)
	Nate Loenser (1st season)
Special Assistant to the Head Coach	Doc Sadler (3rd season)
Director of Men's Basketball	
Strength & Conditioning	Kurt Joseph
Director of Operations	Luca Virgilio
Asst. Director of Operations	Sheryl Burbach
Video Coordinator	Matt Holt
Director of Player Development	Bertram "Buzzy" Caruthers
Recruiting Coordinator	Athan Katsantonis
NAPL Director	Chris Bach
Sports Psychologist	Brett Woods
Graduate Managers	Hallice Cooke & Keenan Holdman
Assistant Athletic Trainer	R.J. Pietig
Equipment Manager	Pat Norris

2021-22 TEAM INFORMATION

Head Coach	Fred Hoiberg
2020-21 Record	7-20 (6-9 H, 1-10 A, 0-1 N)
Big Ten Record (Finish)	3-16 (14th)
Big Ten Championship	0-1; lost to Penn State, 66-72
Postseason	None
Starters Returning/Lost	3/2
Lettermen Returning/Lost	7/7
Scholarship Newcomers	8

COMMUNICATIONS INFORMATION

Associate A.D./Communications	Keith Mann
Office Phone	(402) 472-2263
Sr. Assoc. Director/MBB Contact	Shamus McKnight
Office/Cell Phone	(402) 472-7772 / (402) 540-0268
E-Mail	smcknight@huskers.com
Press Row Phone	(402) 904-5925
Communications Mailing Address	P.O. Box 880123,
	800 Stadium Drive, Lincoln, NE 68588-0123

MEDIA WEBSITE

Media can access Nebraska's media site for headshots, press conference video and more.

Huskers.com/media

• Nebraska players have combined for eight double-doubles (Verge-4; Walker-3; B. McGowens-1) this season after just having three in 2020-21. The last time NU had 10 double-doubles as a team in a season was 2007-08 (17). In all, NU has six players who have had at least one double-double in their respective careers (Trevor Lakes-2; Kobe Webster-1; Lat Mayen-1).

• Nebraska's 15 3-pointers against Kennesaw State on Dec. 22, were not only a season high, but marked just the sixth time since 1990 that Nebraska hit at least 15 3-pointers in a game. It was NU's highest total since Nov. 6, 2018.

• Alonzo Verge Jr.'s 16-point, 12-assist performance against Kennesaw State on Dec. 22 marked the eighth points-assist double-double by a Husker in Fred Hoiberg's two-plus seasons at Nebraska (Cam Mack-4; Dalano Banton-1; Alonzo Verge Jr.-3). Over the previous 30 years (1989-90 to 2018-19), it occurred just five times. Verge is only the second Husker to have multiple points-assists double-doubles in the same season since 1990.

• Alonzo Verge Jr. has become more of a playmaker during his time at NU. He is second in the Big Ten with 5.5 assists per game after averaging 2.9 assists per game during his two-year career at Arizona State. Verge has three games with 10+ assists as of Jan. 24, while the rest of the conference has combined for five. Verge's 5.5 assists per game ranks 20th nationally as of Jan. 23.

• Nebraska has been opportunistic on the defensive end, forcing a Big Ten high 15.3 turnovers per game as of Jan. 24. NU ranks second in steals (7.8 spg) and ranks fourth in turnover margin (+2.4 per game). NU has 10-or-more steals five times this season.

• Nebraska's Oleg Kojenets and Wisconsin's Markus Ilver were teammates at Western Reserve Academy in Ohio last season.

• Nebraska added a player over the break as Denim Dawson enrolled for the start of the spring semester. Dawson is a 6-foot-6 wing who attended Southern California Academy as a postgrad. He played at Orange Lutheran in 2020-21, averaging 16 points and five rebounds per game as the school reached the California Division 2AA CIF-SS quarterfinals last spring. Dawson, who started practicing on Dec. 29, is expected to redshirt this season.

• Nebraska's 2021-22 roster features a trio of college graduates in Derrick Walker, Alonzo Verge Jr. and Kobe Webster. Walker became the first member of his family to get a degree when he graduated in May of 2021, while Webster (2020, Western Illinois) and Verge (2021, Arizona State) came to Nebraska as graduate transfers.

LAST TIME OUT

Bryce McGowens had a team-high 20 points, but Indiana was able to hold off Nebraska and post a 78-71 victory over Nebraska on Jan. 17. The Huskers trailed by as many as 10 in the second half, but rallied and was within 73-67 with 2:56 remaining. NU got three consecutive stops on the defensive end, including a pair of steals from Alonzo Verge Jr., but were unable to cut into the Indiana lead. NU was forced to foul down the stretch and hit 5-of-6 from the foul line to put the game away.

Alonzo Verge finished with 19 points, four assists and four steals in the loss, as Nebraska shot 47 percent from the floor against a Hoosier team which was second nationally in field goal percentage defense entering the game. Trayce Jackson-Davis had 23 points and 12 rebounds to lead three Indiana players in double figures. Race Thompson had 12 points and seven boards while Jordan Geronimo added 10 points off the bench.

"GOOD THINGS HAPPEN WHEN WE PLAY THROUGH DERRICK"

Fred Hoiberg understands the importance of having Derrick Walker on the floor for the Big Red, and Walker's play has been a focal point for the Huskers. Walker, who is in his third year at NU, has provided the Huskers a much-needed inside threat since becoming eligible last January.

The 6-foot-9 center is enjoying his best year in 2021-22, averaging 9.8 points, 6.1 rebounds, 1.3 assists, 1.1 blocks and 1.0 steals per game while shooting nearly 71 percent from the field. He is 11th in the Big Ten in blocks per game and 22nd in rebounds per game as of Jan. 24.

• Walker has played his best against NU's ranked opponents, averaging 12.6 points on 67 percent shooting, 6.4 rebounds, 2.2 assists and 1.8 steals per game in five contests against ranked foes.

MOST 3-POINTERS BY NU SINCE 1990

No.	Opponent	Year
18	Kansas	Feb. 24, 2002
16	North Carolina A&T	Dec. 19, 2005
15	Kennesaw State	Dec. 22, 2021
15	at Texas	Jan. 19, 2002
15	Mississippi Valley State	Nov. 6, 2018
15	vs. Miami	Dec. 30, 2006

TRACKING VERGE

Tenure (Schools)	APG	Asst.-to-TO Ratio
2019-21 (ASU)	2.94	1.3-to-1
2021-22 (Neb.)	5.53	1.5-to-1

TOP-25 NATIONALLY IN ASSISTS/GM UNDER HOIBERG

Year	Player	APG	NCAA Rk.
2010-11	Diante Garrett (ISU)	6.1	11
2013-14	Deandre Kane (ISU)	5.9	18
2019-20	Cam Mack (NEB)	6.4	14
2021-22	Alonzo Verge Jr. (NEB)	5.5	20

POSTGAME NOTES VS. INDIANA

- Alonzo Verge Jr. finished with 19 points to reach 1,000 points for his career.
- Nebraska shot 47.1 percent against an Indiana defense which was second nationally in field goal percentage, entering the game (35.9). NU's 47.1 percent shooting was the highest the Hoosiers allowed in Big Ten play.
- Nebraska's 71 points marked only the fifth time this year Indiana allowed at least 70 points.
- Bryce McGowens had his fifth 20-point game of the season, which ties Dave Hoppen for the third-most 20-point games by a freshman in program history.
- Trey McGowens made his first appearance since Nov. 16, finishing with seven points and two steals in 21 minutes.

HUSKERS SIGN FOUR RECRUITS

Nebraska Men's Basketball Coach Fred Hoiberg announced the signings of Denim Dawson, Blaise Keita, Jamarques Lawrence and Ramel Lloyd Jr. to National Letters-of-Intent during the fall signing period. The four-member group is rated among the top-35 classes nationally by Rivals and 247Sports and follows up a top-20 class the Huskers signed in 2021.

Player	Pos.	Ht.	Wt.	Hometown
Denim Dawson	G/F	6-6	180	San Bernardino, Calif.
Blaise Keita	F	6-11	240	Bamako, Republic of Mali
Jamarques Lawrence	G	6-4	180	Plainfield, N.J.
Ramel Lloyd Jr.	G	6-6	190	Woodland Hills, Calif.

Denim Dawson

- Attended Southern California Academy, but enrolled at Nebraska in December of 2021.
- Three-star recruit by both Rivals and 247Sports, and he is rated just outside the top-250 recruits nationally by 247Sports.
- Averaged 16 points and five rebounds per game for Orange Lutheran High School, which reached the Division 2AA CIF-SS quarterfinals last spring.

Blaise Keita (pronounced KAY-tuh)

- He is a four-star selection by Rivals and is ranked by 247Sports as the No. 3 junior college player in the 2022 recruiting class.
- Led Coffeyville CC to a 26-3 record and the school's first national title since 1962 last spring, averaging 10.5 points, 7.8 rebounds and 1.6 blocks per game.
- Was the Jayhawk Conference Freshman of the Year and a second-team all-region pick.
- Poured in a career-high 27 points on 13-of-16 shooting, and added nine rebounds and four blocks in Coffeyville's 108-99 victory over Cowley County CC in the NJCAA title game.

Jamarques Lawrence

- Plays at Roselle Catholic, which is 15th in the Max Preps preseason Top 25.
- A three-star recruit by Rivals and 247Sports, which ranked him No. 232 nationally in the class of 2022.
- Averaged 13.6 points, 2.8 rebounds, 2.7 assists and 1.5 steals per game as a junior.

Ramel Lloyd Jr.

- Plays at Sierra Canyon High School, which is No. 1 in the Max Preps Preseason Top 25.
- Is a four-star recruit by ESPN and the No. 8 prospect in California, while being ranked in the top 150 by 247Sports.
- Averaged 16.9 points, 7.7 rebounds, and 5.1 assists per game as Sierra Canyon went 15-2 and lost in the Southern Section Open Division Finals in 2021.
- Selected Nebraska over Arkansas, Oregon, Arizona State and Georgetown.



Junior forward Derrick Walker is putting together one of the top shooting seasons in Nebraska basketball history. The 6-foot-9 forward is shooting 70.9 percent from the floor entering Thursday's game with Wisconsin. He is bidding to be just the seventh player in school history to shoot at least 60 percent from the field for a season.

HIGHEST FIELD GOAL PCT. IN SCHOOL HISTORY

No.	Player (Year)	Pct.
-	Derrick Walker (2021-22)	.708
1.	Larry Cox (1975-76)	.672
2.	Dave Hoppen (1984-85)	.646
3.	Kimani Ffriend (2000-01)	.623
4.	Dave Hoppen (1985-86)	.616
5.	Andre Smith (1979-80)	.611
6.	Steffon Bradford (2000-01)	.603

Min 5 FGA/GM

- He joins Iowa's Keegan Murray as the only two Big Ten players currently averaging more than 1.0 steal and 1.0 block per game.

- In the Huskers' loss to No. 25 Illinois, he finished with 14 points and seven rebounds, while helping to limit Kofi Cockburn to 8-of-18 shooting.

- He turned in a strong performance at No. 10 Michigan State on Jan. 5 with 16 points on 8-of-9 shooting to match his career high in points.

- Walker has been in double figures 11 times in NU's last 14 games, and he tied or set a career best in scoring in three straight games, including 16 points on 7-of-7 shooting against Tennessee State on Nov. 23.

- He matched a school record with 15 consecutive made field goals from Nov. 21 to Nov. 27.

- Walker has three double-doubles since Dec. 1 including 12 points and 13 rebounds in a career-high 50 minutes in the four OT loss at NC State. In the loss at No. 18 Auburn, he had 10 points, 10 rebounds, four assists, two blocks and two steals. Walker's most recent double-double came against No. 13 Ohio State on Jan. 2 when he had 15 points, 10 rebounds and four steals against the Buckeyes.

WALKER MAKING BIG JUMPS

Category	Pre 2021-22*	2021-22
Games	80	19
Scoring/Gm	2.3	9.8
FG Pct.	.588	.708
FT Pct.	.379	.703
Rebounds/Gm	2.3	6.1
Blocks/Gm	0.3	1.1
Double-Figure Games	4	11
Double-Doubles	0	3
*Includes Tennessee (2017-19) and Nebraska (2020-21)		

MCGOWENS BROTHERS REUNITED ON COURT

The Indiana game on Jan. 17 marked the first time that Trey and Bryce McGowens were back on the court together in two months. Trey had missed the previous 15 games after breaking a bone in his foot against Creighton. This season marked the first time they have shared the court since they were kids.

- Bryce is 14th in the Big Ten in scoring at 15.7 ppg while grabbing 5.5 rebounds per game as of Jan. 24. He ranks among the B1G leaders in scoring, free throw percentage and minutes played.

- A three-time Big Ten Freshman of the Week (Nov. 15, Nov. 29, Dec. 20), he leads all conference rookies in scoring and is second in rebounding.

- He is the only Husker freshmen in either the Big 12 (1996-97 to 2010-11) or Big Ten (2011-12 to present) eras to be a three-time honoree as a freshman.

- McGowens has reached double figures in scoring 14 times, including five 20-point efforts. His most recent 20-point game was against Indiana on Jan. 17, as he finished with 20 points and five rebounds.

- He collected his first career double-double on Nov. 21 against Southern with 18 points and 11 rebounds. McGowens also had four assists and two steals in 31 minutes.

- He is just the second Husker freshman to ever put up multiple 25-point games, as he had 25 in the opener against Western Illinois and 29 in the win over Sam Houston. He joins Dave Hoppen, who accomplished the feat during the 1982-83 season (27 vs. K-State; 25 vs. Iowa State).

- As a high schooler, he totaled 2,341 points, including 285 3-pointers and was selected for the 2021 Iverson Classic. He was also selected to the Jordan Brand Classic, but the event was not held.

- Last season, he was the Gatorade South Carolina Player of the Year, averaging 21.6 points, 4.7 rebounds and 3.1 assists per contest for Legacy Early College and Coach BJ Jackson.

- Trey has been a proven performer throughout his career, as he has started 94 of 97 games at the college level for Pittsburgh and Nebraska and scored over 1,000 career points.

- Trey is averaging 6.5 points, 4.3 rebounds and 1.5 steals per game in four contests. He started NU's first three games prior to his injury before coming off the bench against Indiana in his return.

BRYCE AT A GLANCE

Category	No.	B1G Rk.
Scoring	15.7	14th
FT. Pct.	.829	3rd
Minutes	33.6	10th

NU FRESHMAN POINTS/GAME

No.	Player (Year)	RPG
-	Bryce McGowens (2022)	15.7
1.	Joe McCray (2005)	15.5
2.	Jerry Fort (1973)	14.5
3.	Dave Hoppen (1983)	13.9
4.	Jake Muhleisen (2002)	11.7
5.	Eric Piatkowski (1991)	10.9
6.	Ryan Anderson (2007)	10.1

HUSKERS IN THE PROS



NBA

Player (Years at NU)	Current Team	League
Dalano Banton (2020-21)	Toronto Raptors	NBA
Isaiah Roby (2017-19)	OKC Thunder	NBA

Overseas

Player (Years at NU)	Current Team	League
Kris Douse (2007)	BC Mess	Luxembourg
Sek Henry (2007-10)	Digon	France
Ryan Anderson (2007-10)	Niagara	Canada
Christian Standhardinger (2010-11)	Berangay	Philippines
Caleb Walker (2011-12)	Nancy	France
Jorge Brian Diaz (2010-12)	Quebradillas	Puerto Rico
Ray Gallegos (2010-14)	Dorados	Mexico
Terran Petteway (2014-15)	Peristeri	Greece
Shavon Shields (2013-16)	Olimpia Milano	Italy
Andrew White III (2015-16)	Buyukcekmece	Turkey
Tai Webster (2014-17)	Zalgiris	Lithuania
Jack McVeigh (2016-18)	Adelaide	Australia
Duby Okeke (2018)	Leones	Dominican Republic
Anton Gill (2017-18)	Corsarios	Colombia
Evan Taylor (2017-18)	Nuremberg	Germany
Glynn Watson Jr. (2016-19)	Lavrio	Greece
James Palmer Jr. (2018-19)	Stai	Poland
Isaac Copeland Jr. (2018-19)	Yokohama Ex	Japan
Dachon Burke Jr. (2019-20)	Pristina	Kosovo
Matej Kavaz (2020)	Lleida	Spain
Haanif Cheatham (2020)	Apollon	Cyprus
Thorir Thorbjarnarson (2018-21)	Zwolle	Netherlands
Shamiel Stevenson (2021)	Metalac	Siberia

HOIBERG'S HUSKER TIES

While Fred Hoiberg grew up in Ames and played his high school (Ames High School) and college basketball (Iowa State) there, he was born in Lincoln and has numerous ties to the city and to the University of Nebraska.

- Fred's father (Eric) and mother (Karen) both earned their undergraduate degrees from Nebraska in 1966. In fact, Eric earned his undergraduate degree, Master's degree, and Ph.D. in sociology from the university.
- His maternal grandfather was former Husker basketball coach Jerry Bush. Known as the "Big Bear of the Coliseum," Bush guided NU from 1955 to 1963, and directed two of the greatest upsets ever – a 43-41 victory over top-ranked Kansas and Wilt Chamberlain, and a 55-48 victory over No. 4 Kansas State and Olympian Bob Boozer during the 1957-58 campaign.
- His paternal grandfather (Otto) received his Master's Degree and Ph.D from Nebraska. He joined the faculty of the University of Nebraska in 1948, where he taught sociology and served as director of the community development program in the University of Nebraska Extension Division.
- Fred's son (Sam) is in his first season on the Husker basketball team after walking on. Fred and Sam are one of 20 father-son duos in Division I this season.

- Considered NU's best defender, McGowens usually is assigned to the opponent's top perimeter scorer. He helped limit Sam Houston's Demarkus Lampley, a returning first-team all-conference performer, to 2-of-14 shooting on Nov. 12, while McGowens grabbed a season-high nine rebounds.
- Last season, Trey averaged 10.7 points, 3.9 rebounds and 2.1 assists per game, while starting all 27 games. He reached double figures 17 times in 2020-21, including a season-high 20 points against No. 17 Michigan State.
- Trey has ranked among the conference leaders in steals in each of his first three seasons in college. He is one of only two active power conference players who ranked in the top five in steals in each of the past three seasons (Jamari Wheeler, PSU/OSU).
- In his final season at Pittsburgh (2019-20), he averaged 11.5 ppg, while ranking in the top 15 of the ACC in steals (fourth), assists (3.6, 10th), assist-to-turnover ratio (15th) and minutes played.
- The McGowens brothers are one of 15 brother combos on the same college roster this season.

ZO TAKES THE POINT

Alonzo Verge took over the point guard duties from 2021 NBA Draft pick Dalano Banton, and Verge has provided an immediate impact, averaging 14.0 points, 4.9 rebounds, 5.6 assists and 1.5 steals per game. The 6-foot-4 guard from Chicago ranks among conference leaders in both assists (second) and steals (sixth) as of Jan. 15.

- He has a 1.54-to-1 assist-to-turnover ratio after posting a 1.29-to-1 ratio in his two seasons at Arizona State.
- His 5.53 assists per game would rank fifth in school history, while only four players in school history have averaged at least 5.00 assists in a season.
- Verge is eighth in the Big Ten with four double-doubles (vs. W. Illinois, vs. Tennessee State, at NC State and Kennesaw State).
- He nearly collected his fifth double-double of the season with 14 points and nine assists in the loss to No. 25 Illinois on Jan. 11.
- He posted his fourth double-double of the year with 16 points and a career-high 12 assists in the win over Kennesaw State on Dec. 22.
- He had his fourth 20-point effort of the season with 21 points, five assists, five rebounds and four steals in the loss to Kansas State on Dec. 19.
- Verge posted his second career 30-point game against Michigan on Dec. 7, as he had 31 points and eight boards. It was his first 30-point game since the 2019-20 season when he was at Arizona State.
- Verge nearly had a triple-double in the Huskers' epic game at NC State on Dec. 1 with 25 points, a career-high 11 assists and nine rebounds before fouling out in the fourth OT.
- He led NU with 18 points and 10 assists in the Huskers' win over Tennessee State on Nov. 23.
- He posted his first collegiate double-double in the opener with 26 points - the most points ever in a Husker debut - a career-high 13 rebounds and five assists.
- Verge was a combo guard during his two seasons at Arizona State, where he teamed with current Kansas guard Remy Martin in one of the highest scoring backcourts in the Pac-12.
- He averaged 14.0 points, 3.8 assists and 3.9 rebounds per game in 2020-21, ranking among the Pac-12 leaders in scoring (15th), assists (seventh), assist-to-turnover ratio (1.55-to-1, sixth), steals (1.2, 13th) and free throw percentage (.809, 13th).
- In his first season at ASU, he was the 2020 Pac-12 Sixth Man of the Year and an honorable-mention all-conference pick after averaging 14.6 points per game, 3.5 rebounds, 2.3 assists and 1.4 steals per game.
- A two-time NJCAA All-American at Moberly Area (Ill.) CC, he ranked in the top three nationally in both scoring and assists in 2018-19. He tallied 1,086 points (30.9 ppg in 35 games), but also dished out 8.2 assists per game en route to first-team accolades.

KEISEI FOR 3

The addition of Keisei Tominaga has helped the Huskers' 3-point shooting. The 6-foot-2 guard is fifth on the team in scoring at 7.8 points per game while connecting on a team-high 33 3-pointers entering the Wisconsin game. He has also committed just seven turnovers in 398 minutes this season.

Tominaga started slowly as he had just three points in his first three games, but is averaging 8.9 points per game on 42 percent shooting, including 39 percent from 3-point range in NU's last 16 games dating back to Nov. 19. He has seven double-figure games in that stretch, including a career-high 23 points against South Dakota on Nov. 27 and 18 points in the win over Kennesaw State on Dec. 22. Tominaga had a team-high 11 points on 4-of-5 shooting in the loss at No. 7 Purdue on Jan. 14.

Last summer, Tominaga represented Japan in 3x3 basketball in the Tokyo Olympics, helping Japan reach the medal round. He finished third among all players in scoring (6.9 ppg), fourth in 1-point shooting (74 percent) and seventh in 2-point shooting (36 percent). He was one of only two active NCAA players to play in the Olympics, joining Virginia's Francisco Caffaro, who played for Argentina in men's basketball.

TRACKING TREY'S STEALS/GM

Year	SPG	Conf. Rank
2018-19	1.9	3rd (ACC)
2019-20	1.9	4th (ACC)
2020-21	1.4	5th (B1G)

LOOKING AT ALONZO

Category	No.	B1G Rk.
Scoring	14.3	18th
Assists	5.5	1st
Steals	1.6	4th
FT. Pct.	.759	8th
Double-Doubles	4	8th
FG Pct.	.433	15th

SINGLE-SEASON ASSISTS/GM

No.	Player (Year)	APG
1.	Brian Carr (1985)	7.90
2.	Brian Carr (1986)	6.70
3.	Cam Mack (2020)	6.39
4.	Charles Richardson Jr. (2007)	5.77
-	Alonzo Verge Jr. (2022)	5.53
5.	Brian Carr (1987)	5.03



FILLING UP THE VAULT IN 2021-22

With no fans allowed in 2020-21, Nebraska missed out on the fan support which has ranked among the nation's best since opening Pinnacle Bank Arena in August of 2013. From 2013-14 to 2020-21, Nebraska annually ranked in the top 15 nationally in average attendance, averaging sellout crowds in the 15,000-seat arena.

Two years ago, the Huskers established a single-season record with an average of 15,605 fans per game despite posting a 7-25 record. That set NU's single-season record, breaking the mark of 15,569 per game set during the 2014-15 season. Nebraska was one of nine schools in the country to average 15,000+ fans per contest from 2013-14 to 2019-20, joining Kentucky, Syracuse, Louisville, North Carolina, Wisconsin, Indiana, Kansas and Creighton.

HUSKER INJURY UPDATE

In addition to the players who are finishing health and safety protocols, the Huskers have a pair of scholarship players out with injuries. The most recent was Trevor Lakes, as he will be out indefinitely because of a lingering shoulder injury. Lakes, who underwent surgery on his right shoulder last March, managed the injury throughout the year, but had a recent setback. He had played in eight games, most recently at Rutgers on Jan. 8.

Wilhelm Breidenbach underwent season-ending leg surgery on Dec. 22 for an injury suffered in Nebraska's game against Michigan. Breidenbach, a 6-foot-10, 227-pound forward from Rancho Santa Margarita, Calif., had played in each of Nebraska's first 10 games, averaging 3.7 points, 2.7 rebounds and 1.0 steals per game.

FOUR OT THRILLER AT NC STATE

Nebraska's four-overtime game at NC State on Dec. 1, was one for the record books. The four OT game matched Nebraska's school record set in 1979 and was the longest Big Ten game in at least a decade. It tied for the second-longest Division I game in the past 10 seasons, trailing only a five OT game between Louisville and Notre Dame on Feb. 9, 2013.

- It was the longest game in Big Ten/ACC Challenge history, but was one of three OT games in the 2021 challenge. The Big Ten won the challenge, 8-6, with three of the six losses coming in overtime.
- It marked only the eighth time in school history where both teams scored over 100 points.
- The 100 points NU scored marked the 44th 100-point game in school history, but only the fifth time that NU scored 100 points and lost.
- Nebraska had a pair of double-doubles from Alonzo Verge (25 points/11 assists) and Derrick Walker (12 points, 13 rebounds). Verge (assists) and Walker (rebounds) both set personal bests on their way to double-doubles.

NU GRADUATION SUCCESS RATE HITS ALL-TIME HIGH OF 95 PERCENT

Nebraska student-athletes have posted a 95 percent NCAA Graduation Success Rate (GSR), continuing the Huskers' long tradition of being a national leader in the classroom. The NCAA released its GSR scores on Dec. 2, with Nebraska improving its GSR for the 11th straight year.

- The 95 percent GSR rate for all student-athletes ranks third among 14 Big Ten schools. On the national scale, Nebraska's GSR is tied for 10th out of 130 FBS institutions. The 95 percent GSR rate marks the 11th straight year Nebraska has increased its GSR.
- The Husker men's basketball program achieved a 100 percent GSR for the second straight season and was one of 13 Husker programs to post a 100 GSR in the latest rankings. NU was one of five Big Ten teams with a perfect GSR this year.

HUSKER RECRUITING CLASS SEEING STARS

The Huskers brought one of the nation's top recruiting classes to campus this fall. The class is ranked as high as 13th by ESPN as well as 18th by 247Sports and 21st by Rivals and is the third-highest ranked class in the Big Ten.

Nebraska's five signees are headlined by five-star Bryce McGowens and four-star recruit Wilhelm Breidenbach, both of whom were top-100 recruits. McGowens was a consensus top-25 recruit who played in the Iverson Classic and was selected to the Jordan Brand team. NU rounded out the class with junior college All-American Keisei Tominaga and freshmen Oleg Kojenets and Quaran McPherson.

UP-TEMPO BASKETBALL

One trait of any Fred Hoiberg-coached team is to play at a fast pace. The Huskers have led the Big Ten in pace in each of the last two seasons, ranking 16th nationally by KenPom in 2019-20 and 35th in 2020-21. NU has been the

WORLDWIDE HUSKERS

NU's roster has had an international flavor in recent seasons and that trend will continue in 2021-21. Four Huskers hail from overseas, including Eduardo Andre (London, England), Oleg Kojenets (Kaunas, Lithuania), Lat Mayen (Adelaide, Australia) and Keisei Tominaga (Moriyama Nagoya Aichi, Japan). In three seasons under Hoiberg, NU has had players on its roster from a host of countries, including Australia, Canada, England, France, Iceland and Slovenia.

INTERNATIONAL FLAVOR

Player.....	Hometown
Eduardo Andre	London, England
Oleg Kojenets	Kaunas, Lithuania
Lat Mayen.....	Adelaide, Australia
Keisei Tominaga.....	Moriyama Nagoya Aichi, Japan

RED CARPET EXPERIENCE EXPANDS TO MEN'S BASKETBALL

Nebraska Athletics announced that the Red Carpet Experience will expand for men's basketball for select games during the 2021-22 season. The program provides an opportunity for underserved youth across the state of Nebraska to receive complimentary tickets and experience Husker game days. For men's basketball, the upcoming Red Carpet Experience games are scheduled for Jan. 29 (Rutgers) and Feb. 5 (Northwestern).

Fans can participate in one of two ways

- Log in to their ticket accounts on huskers.com/myaccount and select Return for selected Red Carpet events.
- Make a monetary donation to the Red Carpet Experience through the Husker Athletic Fund

Complimentary tickets through the Red Carpet Experience are limited to students in 8th grade or younger, along with one or two accompanying parents/guardians. The students must be present to get tickets.

For more information on the Red Carpet Experience, contact Dr. Lawrence Chatters at redcarpet@huskers.com.

BANTON AND ROBY ON NBA ROSTERS

Nebraska had a pair of former players on opening-night NBA rosters with Isaiah Roby and Dalano Banton. The pair gives Nebraska multiple NBA players for the first time since the 2008-09 season (Tyronn Lue and Mikki Moore). In addition, Tyronn Lue is beginning his second season as the head coach of the Los Angeles Clippers.

Roby, a second-round pick in 2019, is in his second full season with the Oklahoma City Thunder after averaging 8.7 points and 5.6 rebounds per game last season. Roby played three seasons at Nebraska and helped the Huskers to a pair of postseason appearances.

Banton was a second-round pick of Toronto in 2021, becoming the Huskers' second NBA Draft pick in the last three years. Banton spent two years at NU and averaged 9.6 points per game in 2020-21 while leading the Huskers in both rebounding (5.9) and assists (3.9) per game. He became the first Husker since 1974 to lead NU in both rebounds and assists in the same season.

FINDING 20-20 VISION

Nebraska has already had three games this season with multiple 20-point scorers, most recently against NC State on Dec. 1. Prior to this season, NU had only three games over the last two seasons with multiple 20-point scorers.

MULTIPLE 20-POINT SCORING GAMES UNDER HOIBERG

Opponent	Date	Players
So. Florida	11/27/19	Cheatham 26; Burke 21
Indiana	12/13/19	Burke 25, Chetham 21
Michigan St.	1/2/21	Allen 23, T. McGowens 20
Western Ill.	11/9/21	Verge 26, B. McGowens 25
S. Dakota	11/27/21	Tominaga 23; B. McGowens 22
NC State	12/1/21	Verge 25, McGowens 24

SCORING PRODUCTION OFF THE BENCH

Nebraska has gotten good production from its bench in 2021-22, averaging 22.8 points per game from its reserves. NU has gotten a total of 14 double-digit scoring nights from its bench including a pair of 20-point efforts.

20-POINT BENCH PERFORMANCES UNDER HOIBERG

Player	Pts.	Opponent (Year)
Keisei Tominaga	23	South Dakota (2021-22)
KobeWebster	20	Creighton (2021-22)
Kobe Webster	23	at Northwestern (2020-21)
Kobe Webster	20	Georgia Tech (2020-21)
Kevin Cross	23	Indiana (2019-20 B1G)
Dachon Burke	21	Michigan State(2019-20)

WORKING OVERTIME

- NU is 0-2 in overtime games this season and is now 63-53 all-time in overtime games.
- Of the 116 ovetime games in program history, 22 games have been at least two overtimes, including a trio of 3 OT games and a pair of quadruple overtime contests.
- Nebraska’s game against NC State marked the longest Big Ten game in the last decade. In fact, only three other Big Ten games had reached triple overtime dating back to the start of the 2011-12 season.

LONGEST NCAA GAMES SINCE 2011-12

Matchup	OTs	Date
Louisville at Notre Dame	5	2/9/2013
Nebraska at NC State	4	12/1/21
FIU at Eastern Michigan	4	12/11/2021

LONGEST BIG GAMES SINCE 2011-12

Matchup	OTs	Date
Nebraska at NC State	4	12/1/21
Penn State at Indiana	3	2/1/17
Illinois at Rutgers	3	2/3/16
Minnesota at Purdue	3	2/5/14

FROSH OPENER STARTERS (SINCE 1995)

Freshman	Pos.	Year
Bryce McGowens	G	2021-22
C.J. Wilcher**	G	2021-22
Yvan Ouedraogo	F	2019-20
Tai Webster	G	2013-14
Benny Parker	G	2012-13
Jorge Brian Diaz*	C	2009-10
Brandon Ubel	F	2009-10
Cookie Miller	G	2007-08
Sek Henry	G	2006-07
Ryan Anderson	G	2006-07
Marcus Walker	G	2005-06
Jake Muhleisen	G	2001-02
Brian Conklin*	F	2000-01
Cookie Belcher	G	1996-97
Tyronn Lue	G	1995-96
*-redshirt freshman; **-second-year freshman because of COVID-19		

only Big Ten team to rank in the top-50 nationally in each of the past two seasons.

In seven full seasons as a college head coach (five at Iowa State and two at NU), Hoiberg’s teams have ranked in the top-50 in tempo five times, including three times in the top-20. Prior to Hoiberg’s arrival, the last time a Husker team was in the top-100 nationally in tempo according to KenPom was in 1999-2000 under Danny Nee.

Year	Hoiberg-Coached Team	Big Ten Leader
2010-11	Iowa State (34th)	Iowa (100th)
2011-12	Iowa State (128th)	Iowa (70th)
2012-13	Iowa State (30th)	Iowa (95th)
2013-14	Iowa State (12th)	Iowa (29th)
2014-15	Iowa State (10th)	Minnesota (47th)
2019-20	Nebraska (16th)	Nebraska
2020-21	Nebraska (35th)	Nebraska
2021-22	Nebraska (22nd)	Nebraska

ALL IN THE FAMILY

Several members of the 2021-22 Huskers have family members who have played basketball at the college or professional levels. The list is led by former NBA players Eric Piatkowski, who spent 14 years in the NBA after scoring nearly 2,000 career points at Nebraska, and Fred Hoiberg, who played in the NBA for a decade after a standout career at Iowa State. Keisei Tominaga’s father didn’t play college basketball, but was a center on the Japanese national team at the 1998 FIBA World Championship and played professionally in Japan for a decade.

Player	Relative	College (Sport)
Jackson Cronin	Steve (Father)	Tufts (MBB)
Keon Edwards	Kyre (Brother)	Texas A&M-Kingsville
Sam Hoiberg	Fred (Father)	Iowa State/NBA (MBB)
	Jack (Brother)	Michigan State/UT-Arlington (MBB)
Oleg Kojenets	Aleh (Father)	UNC Wilmington
	Jurga Paliukaite (Mother)	UNC Wilmington
Trey & Bryce McGowens	Bobby McGowens (Father)	Clemson (FB)/South Carolina State (MBB/FB)
	Pam Owens (Mother)	Western Carolina (WBB)
Jace Piatkowski	Eric Piatkowski (Father)	Nebraska (MBB)
Keisei Tominaga	Hiroyuki (Father)	Played Internationally for Japan
Alonzo Verge Jr.	Alonzo (Father)	Eastern New Mexico (MBB)
C.J. Wilcher	Sergio (Father)	Morgan State (MBB)

NBA COACHES GO BACK TO SCHOOL

Nebraska Coach Fred Hoiberg is one of nine active NCAA coaches to have coached in the NBA, as he spent three-plus seasons with the Chicago Bulls. Hoiberg’s 270 regular-season NBA games rank third among the 10 former NBA coaches in the collegiate ranks.

Coch	School	NBA Head Coach, Years
John Calipari	Kentucky	New Jersey, 1996-99
Leonard Hamilton	Miami	Washington, 2000-01
Fred Hoiberg	Nebraska	Chicago, 2015-18
Lindsey Hunter	Mississippi Valley State	Phoenix, 2013
Eric Musselman	Arkansas	Golden State, 2002-04; Sacramento, 2006-07
Rick Pitino	Iona	New York, 1987-89; Boston, 1997-2001
Reggie Theus	Bethune-Cookman	Sacramento, 2007-09
Darrell Walker	Arkansas Little Rock	Toronto, 1996-98; Washington, 1999-2000
Mike Woodson	Indiana	Atlanta 2004-2010; New York, 2011-14

IT IS ACADEMIC FOR WEBSTER

Kobe Webster became the latest Husker men’s basketball player to earn CoSIDA Academic All-America honors, as he was a third-team selection in May of 2021. Webster, who graduated from Western Illinois in 2020, has a 3.75 GPA while working on his master’s degree in educational administration.

Webster was the first Husker men’s basketball player to be honored since Shavon Shields in 2015 and 2016. NU Head Coach Fred Hoiberg was a two-time Academic All-American at Iowa State (1994 and 1995) and was inducted into the CoSIDA Academic All-America® Hall of Fame in 2016. Entering the 2021-22 school year, Nebraska leads all NCAA Division I schools with 347 CoSIDA Academic All-Americans.

NEBRASKA HEAD COACH FRED HOIBERG

NEBRASKA (2019-PRESENT)

- Hired as Nebraska's 28th men's basketball coach on March 30, 2019, a position his grandfather (Jerry Bush) held for nine seasons from 1954 to 1963.
- Brought in the highest-ranked recruiting class in school history, as his 2021 class was ranked 13th nationally by ESPN.com

CHICAGO BULLS (2015-18)

- Coached the Chicago Bulls for three-plus seasons, posting a 115-155 record.
- Became just the fifth coach in franchise history to post a winning record in his debut season.
- Took the Bulls to the 2017 NBA Playoffs where they won the first two games against the top-seeded Boston Celtics, as the Bulls were the first No. 8 seed to take a 2-0 lead against a No. 1 seed since 1993.
- Was the fifth coach in NBA history to have each of his first two career playoff victories come on the road.

IOWA STATE (2010-15)

- Served as head coach at his alma mater for five seasons, posting a 115-56 record, which is the top winning percentage in school history (.673).
- Led the Cyclones to four straight NCAA Tournament appearances - a program record - while his 115 wins were the most in a five-year stretch in school history.
- Guided Iowa State to back-to-back Big 12 Tournament titles in 2014 and 2015.
- Produced four All-Americans, 12 All-Big 12 honorees and 10 players who played in the NBA.
- Named Big 12 Coach of the Year in 2012, as the Cyclones went from three conference wins to 12 in one season.
- Won 28 games and reached the NCAA Sweet 16 in 2014.
- Led the Big 12 in scoring offense in two of his last four seasons and topped the conference in 3-pointers four times in five years.

MINNESOTA TIMBERWOLVES (2005-10)

- Served as Vice President of Basketball Operations in 2009-10, overseeing the day-to-day operations of basketball programs including college and pro scouting, salary cap management and NBA Draft preparations.
- Was the Assistant General Manager for three seasons, helping the Timberwolves orchestrate a draft-day trade for five-time all-star Kevin Love in 2008.

AS AN NBA PLAYER (1995-2005)

- Spent 10 years in the NBA with the Indiana Pacers (four seasons), Chicago Bulls (four seasons) and Minnesota Timberwolves (two seasons) after being selected in the second round of the 1995 NBA Draft.
- Was a member of three NBA Playoff Teams, including a Timberwolves team that reached the 2004 Western Conference Finals.
- Shot 40 percent from 3-point range during his career and led the NBA in 3-point shooting in his final season (48.3, 2004-05).
- Ended his NBA career abruptly at the age of 33 after undergoing open-heart surgery to repair an aneurysm in his aortic root.

AS A PLAYER AT IOWA STATE (1991-95)

- Started all four seasons at Iowa State, averaging 15.8 points, 6.9 rebounds, 2.8 assists and 1.6 steals per game in his collegiate career.
- His No. 32 was retired by Iowa State in 1997 and Hoiberg is a member of the Iowa State Hall of Fame.
- Garnered third-team All-America honors as a senior in 1994-95, averaging 19.9 points per game to help the Cyclones win a then-school-record 23 games and was named Big Eight Co-Male Athlete of the Year in 1995.
- Two-time Academic All-American who was inducted into the CoSIDA Academic Hall of Fame in 2016.



FRED HOIBERG'S COLLEGIATE COACHING RECORD

Year	School	Overall Record	Pct.	Conf. Record	Pct	Conf. Finish	Postseason
2010-11	Iowa State	16-16	.500	3-13	.188	12th	None
2011-12	Iowa State	23-11	.676	12-6	.677	T-3rd	NCAA Third Round
2012-13	Iowa State	23-12	.657	11-7	.611	T-4th	NCAA Third Round
2013-14	Iowa State	28-8	.778	11-7	.611	T-3rd	NCAA Sweet 16
2014-15	Iowa State	25-9	.735	12-6	.677	T-2nd	NCAA Second Round
2019-20	Nebraska	7-25	.219	2-18	.100	14th	None
2020-21	Nebraska	7-20	.259	3-16	.158	14th	None
2021-22	Nebraska	6-13	.316	0-8	.000	-	-
Totals		135-114	.542	54-81	.400		

NEBRASKA BASKETBALL RADIO/TV ROSTER



0 | C.J. WILCHER
Fr. | G | 6-5 | 221
Plainfield, N.J.



1 | ALONZO VERGE JR.
Sr. | G | 6-3 | 164
Chicago, Ill.



2 | TREY MCGOWENS
Jr. | G | 6-4 | 196
Pendleton, S.C.



3 | QUARAN MCPHERSON
Fr. | G | 6-3 | 199
Queens, N.Y.



4 | JACKSON CRONIN
Fr. | G | 6-1 | 187
Great Neck, N.Y.



5 | BRYCE MCGOWENS
Fr. | G | 6-7 | 179
Pendleton, S.C.



10 | KOBE WEBSTER
Sr. | G | 6-0 | 176
Indianapolis, Ind.



11 | LAT MAYEN Jr.
Fr. | F | 6-9 | 217
Adelaide, Australia



12 | SAM HOIBERG
Fr. | G | 6-0 | 183
Lincoln, Neb.




13 | DERRICK WALKER JR.
Jr. | F | 6-9 | 239
Kansas City, Mo.



14 | TREVOR LAKES
Sr. | F | 6-8 | 220
Lebanon, Ind.



15 | CHRIS MCGRAW
So. | G | 6-0 | 176
Columbus, Ohio



21 | JACE PIATKOWSKI
RFr. | G | 6-3 | 177
Omaha, Neb.



23 | KEON EDWARDS
Fr. | G | 6-7 | 204
Houston, Texas




24 | DENIM DAWSON
Fr. | G/F | 6-6 | 185
San Bernardino, Calif.



30 | KEISEI TOMINAGA
So. | G | 6-2 | 178
Moriyama Nagoya
Aichi, Japan



32 | WILHELM BREIDENBACH
Fr. | F | 6-10 | 227
Rancho Santa Margarita, Calif.



33 | OLEG KOJENETS
Fr. | F | 7-0 | 223
Kaunas, Lithuania



35 | EDUARDO ANDRE
Fr. | F | 6-11 | 236
London, England



FRED HOIBERG
Head Coach



MATT ABDELMASSIH
Assistant Coach



ARMON GATES
Assistant Coach



NATE LOENSER
Assistant Coach



DOC SADLER
Special Assistant to the Head Coach



LUCA VIRGILIO
Director of Basketball Operations



KURT JOSEPH
Director of Men's Basketball Strength & Conditioning



MATT HOLT
Video Coordinator



BUZZY CARUTHERS
Director of Player Development



R.J. PIETIG
Athletic Trainer



PAT NORRIS
Equipment Manager



SHERYL BURBACH
Assistant Director of Basketball Operations



ATHAN KATSANTONIS
Recruiting Coordinator



HALLICE COOKE
Graduate Manager



KEENAN HOLDMAN
Graduate Manager



BROADCAST NOTES

2021-22 RECORD

6-13 / 0-8 Big Ten

NEXT GAMES

Jan. 27

vs. No. xx Wisconsin (4 p.m./BTN)

Jan. 29

vs. Rutgers (5:30 p.m./BTN)

LAST GAMES

Jan. 17

lost to Indiana, 77-71

Jan. 22

at Ohio State, ppd

HEAD COACH

Fred Hoiberg (Iowa St., 1995)

Nebraska: 20-58 / 3rd

Career: 135-114 / 8th

ASSISTANTS

Matt Abdelmassih

Armon Gates

Nate Loenser

Doc Sadler, Special Assistant

2021-22 SCHEDULE

NOV

9 Western Illinois..... L, 74-75
12 Sam Houston..... W, 74-65
16 Creighton..... L, 69-77
19 Idaho State..... W, 78-60
21 Southern..... W, 82-59
23 Tennessee State..... W, 79-73
27 South Dakota..... W, 83-70

DEC

1 at NC State ... L, 100-104 (40T)
4 at Indiana * L, 55-68
7 Michigan * L, 67-102
11 vs. No. 18 Auburn L, 68-99
19 Kansas State..... L, 58-67
22 Kennesaw State..... W, 88-74

JAN

2 No. 13 Ohio St. * .. L, 77-89 (OT)
5 at No. 10 Mich. St. * .. L, 67-79
8 at Rutgers * L, 65-93
11 No. 25 Illinois * L, 71-81
14 at No. 7 Purdue * L, 56-93
17 Indiana * L, 77-81
22 at Ohio State * PPD
26 Wisconsin * 8 p.m.
29 Rutgers * 5:30 p.m.

FEB

1 at Michigan * 8 p.m.
5 Northwestern * Noon
9 Minnesota * 8 p.m.
13 at Iowa * 2 p.m.
18 Maryland * 8 p.m.
22 at Northwestern * 7 p.m.
25 Iowa * 8 p.m.
28 at Penn State * 6 p.m.

MARCH

6 at Wisconsin * 1 p.m.
9-13 at Big Ten Tournament..... TBA

C.J. WILCHER (WILL-CHUR)

G / 6-5 / 221 / Fr. / Plainfield, N.J



	GP/GS	PPG	RPG	APG	SPG	FG%	3PT%	FT%
Season	19/1	8.0	2.4	1.0	0.8	.455	.375	.571
B1G	8/0	7.6	1.6	0.6	0.5	.442	.375	.429
Career	33/2	6.0	1.7	0.7	0.6	.450	.377	.609

ALONZO VERGE JR.

G / 6-3 / 164 / Sr. / Chicago, Ill.



	GP/GS	PPG	RPG	APG	SPG	FG%	3PT%	FT%
Season	19/19	14.3	4.8	5.5	1.6	.433	.273	.759
B1G	8/8	13.0	3.6	4.3	1.3	.419	.308	.815
Career	70/49	14.3	4.0	3.6	1.4	.421	.305	.768

TREY MCGOWENS

G / 6-4 / 196 / Jr. / Pendleton, S.C.



	GP/GS	PPG	RPG	APG	SPG	FG%	3PT%	FT%
Season	4/3	6.5	4.3	1.3	1.5	.400	.500	.722
B1G	1/0	7.0	2.0	1.0	2.0	.500	.500	1.000
Career	97/94	11.1	3.4	2.5	1.8	.390	.331	.722

QUARAN MCPHERSON (KR-AAN)

G / 6-3 / 199 / Fr. / Queens, N.Y.



	GP/GS	PPG	RPG	APG	SPG	FG%	3PT%	FT%
Season	0/0	0.0	0.0	0.0	0.0	.000	.000	.000
B1G	0/0	0.0	0.0	0.0	0.0	.000	.000	.000
Career	0/0	0.0	0.0	0.0	0.0	.000	.000	.000

BRYCE MCGOWENS

G / 6-7 / 179 / Fr. / Pendleton, S.C.



	GP/GS	PPG	RPG	APG	SPG	FG%	3PT%	FT%
Season	19/19	15.7	5.5	1.6	0.7	.399	.259	.829
B1G	8/8	14.0	4.8	1.5	0.8	.356	.250	.882
Career	19/19	15.7	5.5	1.6	0.7	.399	.259	.829

KOBE WEBSTER

G / 6-0 / 176 / Sr. / Indianapolis, Ind.



	GP/GS	PPG	RPG	APG	SPG	FG%	3PT%	FT%
Season	17/0	6.0	1.3	1.7	0.6	.379	.340	.636
B1G	8/0	5.0	1.3	1.9	0.5	.349	.318	.429
Career	129/90	13.5	3.1	2.7	0.8	.417	.373	.733

LAT MAYEN (LATT [RHYMES W/ MATT] MAY-EN)

F / 6-9 / 217 / Jr. / Adelaide, Australia



	GP/GS	PPG	RPG	APG	SPG	FG%	3PT%	FT%
Season	18/18	5.1	3.9	0.7	0.4	.340	.267	.632
B1G	8/8	5.4	4.6	0.5	0.3	.356	.280	.444
Career	62/45	5.8	3.5	0.5	0.4	.382	.326	.727

DERRICK WALKER JR.

F / 6-9 / 239 / Jr. / Kansas City, Mo.



	GP/GS	PPG	RPG	APG	SPG	FG%	3PT%	FT%
Season	19/19	9.8	6.1	1.3	1.0	.708	.000	.703
B1G	8/8	9.8	5.0	1.0	1.4	.632	.000	.600
Career	99/35	3.7	3.0	0.7	0.4	.643	.000	.495

TREVOR LAKES

F / 6-8 / 220 / Sr. / Lebanon, Ind.



	GP/GS	PPG	RPG	APG	SPG	FG%	3PT%	FT%
Season	7/0	1.7	0.7	0.1	0.3	.333	.273	.500
B1G	3/0	0.0	1.3	0.3	0.3	.000	.000	.000
Career	105/57	9.9	3.8	0.7	0.4	.433	.399	.789

KEON EDWARDS

G / 6-7 / 204 / Fr. / Houston, Texas



	GP/GS	PPG	RPG	APG	SPG	FG%	3PT%	FT%
Season	13/5	0.5	0.8	0.2	0.2	.176	.000	.500
B1G	4/0	0.5	0.3	0.0	0.0	.250	.000	.000
Career	18/5	0.9	0.8	0.1	0.1	.231	.063	.750

DENIM DAWSON

G/F / 6-6 / 185 / Fr. / San Bernardino, Calif.



	GP/GS	PPG	RPG	APG	SPG	FG%	3PT%	FT%
Season	0/0	0.0	0.0	0.0	0.0	.000	.000	.000
B1G	0/0	0.0	0.0	0.0	0.0	.000	.000	.000
Career	0/0	0.0	0.0	0.0	0.0	.000	.000	.000

KEISEI TOMINAGA (KAY-SAY TOE-MAY-NAWGA)

G / 6-2 / 178 / So. / Moriyoung Nagoya Aichi, Japan



	GP/GS	PPG	RPG	APG	SPG	FG%	3PT%	FT%
Season	19/11	7.8	1.5	0.7	1.1	.403	.359	.786
B1G	8/8	6.6	1.8	1.0	0.8	.396	.343	.750
Career	19/11	7.8	1.5	0.7	1.1	.403	.359	.786

WILHELM BREIDENBACH (BRIDE-EN-BOCK)


F / 6-10 / 227 / Fr. / Rancho Santa Margarita, Calif.



	GP/GS	PPG	RPG	APG	SPG	FG%	3PT%	FT%
Season	10/0	3.7	2.7	0.6	1.0	.359	.150	.500
B1G	2/0	4.5	4.0	0.0	1.0	.400	.000	1.000
Career	10/0	3.7	0.6	2.7	1.0	.359	.150	.500

OLEG KOJENETS (OH-LEG CO-YAH-NET)

F / 7-0 / 220 / Fr. / Kaunas, Lithuania



	GP/GS	PPG	RPG	APG	SPG	FG%	3PT%	FT%
Season	0/0	0.0	0.0	0.0	0.0	.000	.000	.000
B1G	0/0	0.0	0.0	0.0	0.0	.000	.000	.000
Career	0/0	0.0	0.0	0.0	0.0	.000	.000	.000

EDUARDO ANDRE

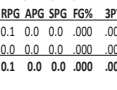
F / 6-11 / 236 / Fr. / London, England



	GP/GS	PPG	RPG	APG	SPG	FG%	3PT%	FT%
Season	17/0	3.6	3.4	0.4	0.7	.579	.000	.500
B1G	8/0	3.9	3.6	0.5	1.1	.750	.000	.412
Career	37/0	3.1	2.7	0.4	0.5	.611	.000	.481

JACKSON CRONIN

G / 6-1 / 187 / Fr. / Great Neck, N.Y.



	GP/GS	PPG	RPG	APG	SPG	FG%	3PT%	FT%
Season	9/0	0.0	0.1	0.0	0.0	.000	.000	.000
B1G	4/0	0.0	0.0	0.0	0.0	.000	.000	.000
Career	9/0	0.0	0.1	0.0	0.0	.000	.000	.000

◀ Walk-on who has played in seven games in 2021-22
◀ 2x All-County pick at Great Neck (N.Y.) HS (21.3 ppg in 2020-21)

SAM HOIBERG

G / 6-0 / 183 / Fr. / Lincoln, Neb.



	GP/GS	PPG	RPG	APG	SPG	FG%	3PT%	FT%
Season	0/0	0.0	0.0	0.0	0.0	.000	.000	.000
B1G	0/0	0.0	0.0	0.0	0.0	.000	.000	.000
Career	0/0	0.0	0.0	0.0	0.0	.000	.000	.000

◀ Walk-on who intends to redshirt this season
◀ All-state guard at Pius X HS (14.5 ppg, 4.5 rpg, 3.5 apg in 2020-21)

Last Game: 6 points (2-5 FG, 1-3 3PT), three rebounds and an assist in 21 minutes

◀ Played in all 19 games and has reached double figures eight times, including three with 15+ points
◀ Had a career-high 17 points on 6-of-9 shooting (4-of-7 from 3) vs. No. 18 Auburn
◀ Played 125 games at Xavier in 2020-21, averaging 3.3 points and 1.1 rebounds per game
◀ Four-star recruit who was No. 81 in the class of 2020 at Roselle (N.J.) Catholic High School

Last Game: 19 points (7-15 FG, 1-2 3 PT), four assists and four steals in 30 minutes

◀ Grad transfer who went over 1,000 career points vs. Indiana and ranks in top-10 in assists and steals
◀ Spent two seasons at Arizona State, where he was the Pac-12 Sixth Man of the Year in 2019-20
◀ Scored a career-high 43 points against St. Mary's in 2019
◀ Two-time NJCAA All-American at Moberly CC, totaling 1,603 points and 486 assists in two years

Last Game: Made his return with seven points (1-2 FG, 1-2 3pt), two rebounds and two steals

◀ Missed 15 games with a broken bone in his right foot before returning on Jan. 17 vs. Indiana
◀ Started all 27 games in 2020-21, ranking second on the team with 10.7 ppg and 2.3 apg
◀ Started two seasons at Pittsburgh and averaged 11.5 ppg, 3.9 rpg, 3.6 apg and 1.9 spg in 2019-20
◀ Father (Bobby) played football/MBB at SC State, while mother played WBB at Western Carolina

Last Game: DNP

◀ True freshman guard who is likely to redshirt this season
◀ Energetic and talkative presence on sidelines who is always encouraging teammates
◀ Played at Link Year (Mo.) School, averaging 19 ppg and 4 apg, while helping team to 26-4 record
◀ Was teammates at Christ the King High School in 2018-19 with Kofi Cockburn and Tyson Walker

Last Game: 20 points (6-13 FG, 1-4 3PT), five rebounds and two assists in 35 minutes

◀ Leads all Big Ten freshmen in scoring, is second in rebounding and posted five 20+ point games
◀ Three-time Big Ten Freshman of the Week (Nov. 15, Nov. 29, Dec. 20)
◀ Top-25 recruit who was selected for Jordan Brand Classic and played in Iverson Classic selection
◀ South Carolina Player of the Year at Legacy Early College (21.6 ppg, 4.7 rpg, 3.1 apg) in 2020-21

Last Game: Scoreless (0-2 FG, 0-3 3pt) in 11 minutes

◀ Had a season-high 20 points on 8-of-11 shooting, including four 3-pointers, vs. Creighton
◀ Played in all 27 games in 2020-21, averaging 8.1 ppg and 1.3 apg, including 12.8 ppg in last six games
◀ Three-year starter at Western Illinois who earned All-Summit League honors in 2018-19 and 2019-20
◀ Third-team CoSIDA Academic All-American who is working on master's in educational administration

Last Game: Nine points (3-7 FG, 2-4 3pt) and three rebounds in 24 minutes

◀ Has started NU's last 18 games after being slowed by several injuries over the summer and fall
◀ Started all 27 games in 2020-21, averaging 8.6 ppg, 4.5 rpg, including 25-point effort against Rutgers
◀ No. 18 JUCO player at Chipola (Fla.) College, averaging 11.8 ppg, 8.7 rpg and 2.7 apg in 2019-20
◀ Started college career at TCU, but played just 17 games before a knee injury ended his 2018-19 year

Last Game: 4 points (2-3 FG) and four rebounds in 19 minutes

◀ Averaging career highs in scoring, rebounds, steals and blocks and has three double-doubles
◀ Started last 16 games in 2020-21, averaging 5.9 ppg on 60 percent shooting and 4.8 rpg
◀ Spent two years at Tennessee, helping the Vols to an SEC title (2017-19) and NCAA Sweet 16 (2018-19)
◀ Working on his master's degree after being the first member of his family to graduate college

Last Game: DNP-Injury

◀ Fifth-year senior scored who is out indefinitely with a shoulder injury
◀ Planned to redshirt in 2020-21, but played in 14 games (3.2 ppg, 1.1 rpg) after being granted a free year
◀ Spent three seasons at Division II University of Indianapolis, and was a two-time all-conference pick
◀ Averaged 15.7 ppg, 6.2 rpg while leading his conference in 3-pointers per game (3.4/gm) in 2019-20

Last Game: DNP

◀ Transfer who has started five games after Trey McGowens' injury but has seen limited time recently
◀ Played at DePaul in 2020-21 after reclassifying in December of 2020, and played in five games
◀ Was the No. 41 player nationally by ESPN.com in the 2021 class before reclassifying
◀ Averaged 14.3 ppg, 5.5 rpg, 2.6 apg, 2.4 spg and 1.9 bpg at Hillcrest Prep in 2019-20

Last Game: DNP

◀ Enrolled at Nebraska for the spring semester and will likely redshirt as he adjusts to college hoops
◀ Three-star recruit by both Rivals and 247Sports, and was rated just outside the top-250 recruits nationally by 247Sports in the class of 2022
◀ 16 ppg and 5 rpg at Orange Lutheran HS, which reached the Division 2AA CIF-SS quarterfinals in 2021

Last Game: 2 points (1-2 FG), an assist and steal in 16

◀ Had several double-figure efforts, including a season-high 23 points vs. South Dakota (8/11 FG)
◀ Represented Japan in the Tokyo Olympics, ranking 3rd in scoring (6.9 ppg) to help Japan to medal round
◀ Spent two years at Ranger College, earning All-America honors in 2020-21 (16.3 ppg, 3.4 3/gm)
◀ Hit 198 3-pointers in two years and shot 48 percent from

THE LAST TIME...

Nebraska Team

Ranked in the top 5 (AP Poll)	Never Happened
Ranked in the top 10 (AP Poll)	March 1, 1966
Ranked in the top 20 (AP Poll)	Jan. 2, 1995
Ranked in the top 25 (AP Poll)	Dec. 31, 2018 (No. 24)
Ranked in the top 25 (USA Today Coaches Poll)	Dec. 31, 2018 (No. 23)
Played AP Poll No. 1 ranked team	lost at No. 1 Indiana (47-76), 2/13/2013
Defeated AP Poll No. 1 ranked team	at No. 1 Missouri (67-51), 2/6/1982
Played AP Poll No. 2 ranked team	lost at No. 2 Michigan (47-62), 1/9/13
Defeated AP Poll No. 2 ranked team	vs. No. 2 Oklahoma State (85-69), 2/5/1992
Played Team Ranked 1-5 by AP	lost at No. 5 Iowa (64-102), 3/4/2021
Defeated Team Ranked 1-5 by AP	vs. No. 3 Texas (70-67), 2/19/2011
Played Team Ranked 6-10 by AP	lost to No. 7 Purdue (65-93), 1/14/2022
Defeated Team Ranked 6-10 by AP	vs. No. 9 Wisconsin (77-68), 3/9/2014
Defeated Team Ranked 11-25 by AP	vs. No. 21 Maryland (68-61), 3/14/2019
Defeated Team Ranked 1-10 by AP on Road	at No. 9 Michigan State (60-51), 2/16/2014
Defeated Ranked Team by AP on Road	vs. No. 25 Indiana (66-51), 1/14/2019
Scored 100 or more points	100; at NC State, 12/1/2021
Scored 90 or more points	100; at NC State, 12/1/2021
Scored 80 or more points	88; vs. Kennesaw State, 12/22/2021
Scored less than 50 points	48; vs. Wisconsin, 2/10/2021
Scored less than 40 points	38; at Oregon, 12/15/2012
Shot 75% from the field750, vs. Nebraska-Omaha (42-56), 1/25/1988 \$
Shot 70% from the field723; vs. UNC Wilmington (34-47), 12/5/1997
Shot 60% from the field628; vs. Northwestern (27-43), 2/3/2015
Made 50 or more free throws	Never Happened
Made 40 or more free throws	43; vs. Texas (43-59), 1/3/1996 -\$
Made 30 or more free throws	37; vs. UTSA (37-50), 12/20/2017
Made 25 or more free throws	26; vs. Sam Houston (26-36), 12/12/2021
Attempted 60 or more free throws	60; vs. Kansas State (36-60), 1/11/1954 -\$
Attempted 50 or more free throws	50; vs. UTSA (37-50), 12/20/2017
Attempted 40 or more free throws	50; vs. UTSA (37-50), 12/20/2017
Attempted 30 or more free throws	30; vs. Southern (24-30), 11/21/2021
Shot 100% from the foul line (min 10 att.)	1.000; at Penn State (16-16), 1/19/2013
Shot 95% from the foul line (min 10 att.)	1.000; at Penn State, (16-16), 1/19/2013
Shot 90% from the foul line (min 10 att.)913; vs. Oklahoma State (21-23), 12/16/2018
Made 20 or more 3-pointers	Never Happened
Made 15 or more 3-pointers	15; vs. Kennesaw State (15-29), 12/22/2021
Made 10 or more 3-pointers	15; vs. Kennesaw State (15-29), 12/22/2021
Made 0 3-pointers	0; vs. Jacksonville State (0-5), 12/18/2012
Held Opponent to 0 3-pointers	0; Southeastern Louisiana, 11/22/2015
Attempted 40 or more 3-pointers	41; vs. Nevada (9-41), 11/26/2020 \$
Attempted 30 or more 3-pointers	35; vs. Michigan (5-35), 12/7/2021
Attempted 20 or more 3-pointers	23; at Michigan State (7-23), 1/5/2022
Shot 75% from 3-point range (min. 10 att.)750, vs. UT-Pan American (9-12), 12/2/2009 - \$
Shot 60% from 3-point range (min. 10 att.)647; vs. USC (11-17), 12/3/2012
Shot 50% from 3-point range (min. 10 att.)517; vs. Kennesaw State (15-29), 12/22/2021
Shot 50% from 3-point range (min. 20 att.)500; vs. Illinois (6-12), 1/11/2022
Had 60 or more rebounds	60; vs. Oral Roberts, 12/22/1999
Had 50 or more rebounds	51; vs. NC State, 12/1/2021
Had 30 or more assists	35; vs. Northeastern Illinois, 12/21/1994
Had 25 or more assists	25; vs. Doane, 12/17/2020
Had 20 or more assists	20; vs. Kennesaw State, 12/22/2021
Had 15 or more assists	20; vs. Kennesaw State, 12/22/2021
Had 20 or more steals	23; vs. Texas Tech, 3/4/1999 - \$
Had 15 or more steals	16; vs. McNeese State, 11/28/2020
Had 10 or more steals	10; vs. Kennesaw State, 12/22/2021
Had 15 or more blocked shots	15; vs. Coppin State, Dec. 6, 1996 - \$
Had 10 or more blocked shots	14; at Northwestern, 1/2/2018
Had 30 or more turnovers	31, at Creighton, 12/11/2005
Had 20 or more turnovers	20; vs. Auburn, 3/11/2021
Had 5 or less turnovers	5; vs. Purdue, 2/23/2019

Nebraska Player...

Had 20 or more points:	20; Bryce McGowens vs. Indiana, 1/17/2022
Had 25 or more points:	31; Alonzo Verge Jr. vs. Michigan, 12/7/2021
Had 30 or more points:	31; Alonzo Verge Jr. vs. Michigan, 12/7/2021
Had 40 or more points:	41; Teddy Allen vs. Penn State, 2/23/2021
Had 20 or more points in a half:	20; Lat Mayen vs. Rutgers (1st), 3/1/2021
Had No Player in Double Figures:	vs. Ohio State, 1/21/2012
Had Five Players with 10 or more points	vs. Minnesota, 2/27/2021
...Dalano Banton (14), Derrick Walker (12), Trey McGowens (11), Kobe Webster (10), Thorir Thorbjarnarson (10)	
Had Six Players with 10 or more points	vs. McNeese State, 11/25/2020
.....	Teddy Allen (14); Trey McGowens (14); Shamiel Stevenson (14) Dalano Banton; Kobe Webster (13); Lat Mayen (13)
Two Huskers with 20 or more points, same game:	at NC State, 12/1/2021
.....	Alonzo Verge Jr. (25), Bryce McGowens (24)
Two Huskers with 25 or more points, same game:	vs. Western Illinois, 11/9/21
.....	Alonzo Verge Jr. (26), Bryce McGowens (25)
Three Huskers with 20 or more points, same game:	Iowa, 3/10/2019
.....	James Palmer Jr. (30), Glynn Watson Jr. (23), Isaiah Roby (23)
Two Huskers with 30 or more points, same game:	vs. Oregon, 11/25/1995
.....	Tyronn Lue (30) & Jaron Boone (30) - only time in school history
Had 10 or more rebounds:	10; Derrick Walker vs. Ohio State, 1/2/2022
Had 15 or more rebounds:	19; Yvan Ouedraogo vs. Northwestern, 3/1/2020
Had 20 or more rebounds:	21, Kimani Ffriend vs. Oral Roberts, 12/22/1999
Had 25 or more rebounds:	26, Bill Johnson vs. Iowa State, 1/4/1954 - \$
Two Huskers with 10 or more rebounds, same game:	vs. Doane, 12/17/2020
.....	(Yvan Ouedraogo-13; Dalano Banton-11)
Three Huskers with 10 or more rebounds, same game:	vs. Texas Tech, 1/19/2000
.....	(Steffon Bradford 16; Kimani Ffriend 12; Louis Truscott 11)
Had 5 or more 3-pointers:	5; Keisei Tominaga at NC State (5-11), 12/1/2021
Had 6 or more 3-pointers:	7; Kobe Webster at Northwestern (7-12), 3/7/2021
Had 7 or more 3-pointers:	7; Kobe Webster at Northwestern (7-12), 3/7/2021
Had 8 or more 3-pointers:	8; Cary Cochran, vs. Baylor (8-13), 2/27/2002 -\$
Had 5 or more assists:	5; Kobe Webster at Purdue, 1/14/2022
Had 10 or more assists:	12; Alonzo Verge Jr. vs. Kennesaw State, 12/22/2021
Had 15 or more assists:	15; Charles Richardson vs. Rutgers, 12/2/2006
Had 18 or more assists:	18; Brian Carr, at Evansville, 1/3/1985 - \$
Had 5 or more blocked shots:	5; Isaiah Roby vs. Northwestern, 2/16/2019
Had 6 or more blocked shots:	6; Isaiah Roby vs. Eastern Illinois, 11/11/2017
Had 7 or more blocked shots:	7; John Turek vs. Colorado, 3/2/2005
Had 9 or more blocked shots:	9; Mikki Moore vs. Coppin State, 12/6/1996 - \$
Had 10 or more blocked shots:	Never Happened
Had 5 or more steals:	5; Wilhelm Breidenbach vs. South Dakota, 11/27/2021
Had 6 or more steals:	6; Glynn Watson Jr. vs. Long Beach State, 11/26/2017
Had 7 or more steals:	7; Brandon Richardson at Ohio State, 1/3/2012
Had 8 or more steals:	8, Cookie Belcher vs. Oklahoma St., 2/7/2001 - \$
Had 10 or more steals:	Never Happened
Had Triple-Double (Points/Rebounds/Assists):	
.....	10; Dalano Banton vs. Doane, 12/17/2020, 13/11/10
Had Two Players with Double-Doubles:	
.....	Derrick Walker (12 pt./13 reb.) and Alonzo Verge Jr. (25 pt./11 ast.) at NC State, 12/1/21
Had Double-Double (Points/Assists):	Alonzo Verge Jr. at NC State (25/11), 12/1/2021
Had Double-Double (Points/Rebounds):	Derrick Walker vs. Ohio State (15/10), 1/2/2022
Had Double-Double (Points/Steals):	Never Happened
Had Double-Double (Points/Blocks):	Never Happened

\$ - School Record - #- Tied School record
As of 1/18/2022

2021-22 GAME BY GAME

Team	FG-FGA	Pct.	3FG-3FGA	Pct.	FT-FTA	Pct.	O-D	Reb.	PF	A	TO	B	S	Pts.	W/L
Western Illinois	30-77	.390	9-33	.273	6-14	.429	23-34	57	25	11	18	1	7	75	
at Nebraska	23-59	.390	5-20	.250	23-31	.742	7-30	37	18	6	12	3	8	74	L
Sam Houston	24-64	.375	9-30	.300	8-16	.500	16-29	45	30	10	18	1	4	65	
at Nebraska	22-54	.407	4-22	.182	26-36	.722	10-30	40	16	10	11	6	8	74	W
Creighton	28-60	.467	10-23	.435	11-20	.550	13-37	50	14	16	16	7	5	77	
at Nebraska	26-70	.371	10-26	.385	7-9	.778	9-27	36	18	15	7	5	9	69	L
Idaho State	20-51	.392	12-37	.324	8-14	.571	10-21	31	14	11	15	2	5	60	
at Nebraska	31-57	.544	8-23	.348	8-11	.727	6-25	31	18	18	8	1	8	78	W
Southern	22-65	.338	6-21	.286	9-10	.900	8-22	30	23	12	16	1	5	59	
at Nebraska	27-51	.529	4-23	.174	24-30	.800	3-35	38	18	18	15	3	4	82	W
Tennessee State	26-64	.406	13-33	.394	8-15	.533	12-25	37	21	15	13	2	3	73	
at Nebraska	28-53	.528	6-25	.240	17-27	.630	6-29	35	13	18	10	2	6	79	W
South Dakota	25-59	.424	12-25	.480	8-16	.500	13-27	40	21	16	18	1	8	70	
at Nebraska	28-61	.459	9-23	.391	18-26	.692	9-26	35	16	18	10	4	10	83	W
at NC State	33-90	.367	6-35	.171	32-43	.744	25-45	70	19	12	20	11	9	104	
Nebraska	40-96	.417	9-37	.243	11-15	.733	14-35	49	29	18	16	4	11	100	L (4OT)
at Indiana	23-57	.404	8-22	.364	14-17	.824	8-33	41	12	10	15	5	7	68	
Nebraska	23-61	.377	5-22	.227	4-5	.800	5-27	32	18	9	14	1	9	55	L
Michigan	39-76	.513	15-32	.469	9-12	.750	15-39	54	18	25	12	2	7	102	
at Nebraska	32-72	.319	5-35	.143	16-21	.762	14-24	38	15	6	9	3	4	67	L
vs. No. 18 Auburn	39-76	.513	14-31	.452	7-11	.636	12-24	36	15	26	8	3	16	99	
Nebraska	23-54	.426	7-22	.318	15-17	.882	9-24	33	14	12	20	5	6	68	L
Kansas State	23-59	.390	6-26	.231	15-18	.833	10-34	44	20	12	19	3	9	67	
at Nebraska	19-58	.328	5-28	.179	15-22	.682	9-27	36	15	9	17	3	12	58	L
Kennesaw State	26-63	.413	7-26	.269	15-19	.789	11-31	42	21	8	21	0	7	74	
at Nebraska	30-57	.526	15-29	.517	13-21	.619	3-28	31	21	20	17	5	10	88	W
No. 13 Ohio State	30-63	.476	16-34	.471	11-14	.786	13-29	42	19	17	16	5	4	87	
at Nebraska	27-65	.415	8-23	.348	17-23	.739	11-23	34	16	13	8	0	9	79	L (OT)
at No. 10 Michigan State	29-56	.518	8-17	.471	13-19	.684	11-29	40	12	18	19	5	13	79	
Nebraska	27-60	.450	7-23	.304	6-11	.545	6-21	27	15	15	15	1	12	67	L
at Rutgers	35-60	.583	10-18	.556	13-14	.929	9-28	37	17	23	13	1	9	93	
Nebraska	26-53	.491	6-18	.333	7-12	.583	4-17	21	18	12	14	3	5	65	L
No. 25 Illinois	31-66	.470	7-19	.368	12-19	.632	15-27	42	15	13	9	8	6	81	
Nebraska	27-59	.458	6-12	.500	11-14	.786	6-25	31	15	13	11	2	4	71	L
at No. 7 Purdue	32-65	.491	9-29	.310	19-27	.704	14-27	41	16	19	10	5	7	92	
Nebraska	26-57	.456	8-19	.421	5-13	.385	8-23	31	21	14	17	1	6	65	L
Indiana	27-50	.540	4-13	.308	20-28	.714	9-21	30	22	10	14	2	7	78	
at Nebraska	24-51	.471	6-17	.353	17-21	.810	7-17	24	10	11	13	0	8	71	L

2021-22 SUPERLATIVES

2021-22 NEBRASKA TEAM GAME HIGHS

POINTS	100	at NC State (12/01/21)
	88	KENNESAW ST. (12/22/21)
	83	SOUTH DAKOTA (11/27/21)
FIELD GOALS MADE	40	at NC State (12/01/21)
	31	IDAHO ST. (11/19/21)
FIELD GOAL ATTEMPTS	96	at NC State (12/01/21)
	72	MICHIGAN (12/07/21)
FIELD GOAL PERCENTAGE	.544 (31-57)	IDAHO ST. (11/19/21)
	.529 (27-51)	SOUTHERN U. (11/21/21)
3 PT FIELD GOALS MADE	15	KENNESAW ST. (12/22/21)
	10	CREIGHTON (11/16/21)
3 PT FG ATTEMPTS	37	at NC State (12/01/21)
	35	MICHIGAN (12/07/21)
3 PT FG PERCENTAGE	.517 (15-29)	KENNESAW ST. (12/22/21)
	.500 (6-12)	ILLINOIS (01/11/22)
FREE THROWS MADE	26	SAM HOUSTON (11/12/21)
	24	SOUTHERN U. (11/21/21)
FREE THROW ATTEMPTS	36	SAM HOUSTON (11/12/21)
	31	WESTERN ILL. (11/09/21)
FREE THROW PERCENTAGE	.882 (15-17)	vs Auburn (12/11/21)
	.810 (17-21)	INDIANA (01/17/22)
REBOUNDS	49	at NC State (12/01/21)
	40	SAM HOUSTON (11/12/21)
ASSISTS	20	KENNESAW ST. (12/22/21)
	18	Five times
STEALS	12	at Michigan St. (01/05/22)
	12	KANSAS ST. (12/19/21)
BLOCKED SHOTS	6	SAM HOUSTON (11/12/21)
	5	KENNESAW ST. (12/22/21)
	5	vs Auburn (12/11/21)
	5	CREIGHTON (11/16/21)
TURNOVERS	20	vs Auburn (12/11/21)
FOULS	29	at NC State (12/01/21)
	21	at Purdue (01/14/22)
	21	KENNESAW ST. (12/22/21)

2021-22 OPPONENT TEAM GAME HIGHS

POINTS	104	at NC State (12/01/21)
	102	MICHIGAN (12/07/21)
	99	vs Auburn (12/11/21)
	93	at Rutgers (01/08/22)
	92	at Purdue (01/14/22)
FIELD GOALS MADE	39	vs Auburn (12/11/21)
	39	MICHIGAN (12/07/21)
FIELD GOAL ATTEMPTS	90	at NC State (12/01/21)
	77	WESTERN ILL. (11/09/21)
FIELD GOAL PERCENTAGE	.583 (35-60)	at Rutgers (01/08/22)
	.540 (27-50)	INDIANA (01/17/22)
3 PT FIELD GOALS MADE	16	OHIO ST. (01/02/22)
	15	MICHIGAN (12/07/21)
3 PT FG ATTEMPTS	37	IDAHO ST. (11/19/21)
	35	at NC State (12/01/21)
3 PT FG PERCENTAGE	.556 (10-18)	at Rutgers (01/08/22)
	.480 (12-25)	SOUTH DAKOTA (11/27/21)
FREE THROWS MADE	32	at NC State (12/01/21)
	20	INDIANA (01/17/22)
FREE THROW ATTEMPTS	43	at NC State (12/01/21)
	28	INDIANA (01/17/22)
FREE THROW PERCENTAGE	.929 (13-14)	at Rutgers (01/08/22)
	.900 (9-10)	SOUTHERN U. (11/21/21)
REBOUNDS	70	at NC State (12/01/21)
	57	WESTERN ILL. (11/09/21)
ASSISTS	26	vs Auburn (12/11/21)
	25	MICHIGAN (12/07/21)
STEALS	16	vs Auburn (12/11/21)
	13	at Michigan St. (01/05/22)
BLOCKED SHOTS	11	at NC State (12/01/21)
	8	ILLINOIS (01/11/22)
TURNOVERS	21	KENNESAW ST. (12/22/21)
	20	at NC State (12/01/21)
FOULS	30	SAM HOUSTON (11/12/21)
	25	WESTERN ILL. (11/09/21)

2021-22 NEBRASKA TEAM GAME LOWS

POINTS	55	at Indiana (12/04/21)
	58	KANSAS ST. (12/19/21)
	65	at Rutgers (01/08/22)
	65	at Purdue (01/14/22)
FIELD GOALS MADE	19	KANSAS ST. (12/19/21)
	22	SAM HOUSTON (11/12/21)
FIELD GOAL ATTEMPTS	51	SOUTHERN U. (11/21/21)
	51	INDIANA (01/17/22)
FIELD GOAL PERCENTAGE	.319 (23-72)	MICHIGAN (12/07/21)
	.328 (19-58)	KANSAS ST. (12/19/21)
3 PT FIELD GOALS MADE	4	SAM HOUSTON (11/12/21)
	4	SOUTHERN U. (11/21/21)
3 PT FG ATTEMPTS	12	ILLINOIS (01/11/22)
	17	INDIANA (01/17/22)
3 PT FG PERCENTAGE	.143 (5-35)	MICHIGAN (12/07/21)
	.174 (4-23)	SOUTHERN U. (11/21/21)
FREE THROWS MADE	4	at Indiana (12/04/21)
	5	at Purdue (01/14/22)
FREE THROW ATTEMPTS	5	at Indiana (12/04/21)
	9	CREIGHTON (11/16/21)
FREE THROW PERCENTAGE	.385 (5-13)	at Purdue (01/14/22)
	.545 (6-11)	at Michigan St. (01/05/22)
REBOUNDS	21	at Rutgers (01/08/22)
	24	INDIANA (01/17/22)
ASSISTS	6	WESTERN ILL. (11/09/21)
	6	MICHIGAN (12/07/21)
STEALS	4	SOUTHERN U. (11/21/21)
	4	MICHIGAN (12/07/21)
	4	ILLINOIS (01/11/22)
BLOCKED SHOTS	0	OHIO ST. (01/02/22)
	0	INDIANA (01/17/22)
TURNOVERS	7	CREIGHTON (11/16/21)
FOULS	13	TENNESSEE ST. (11/23/21)
	14	vs Auburn (12/11/21)

2021-22 OPPONENT TEAM GAME LOWS

POINTS	59	SOUTHERN U. (11/21/21)
	60	IDAHO ST. (11/19/21)
	65	SAM HOUSTON (11/12/21)
FIELD GOALS MADE	20	IDAHO ST. (11/19/21)
	22	SOUTHERN U. (11/21/21)
FIELD GOAL ATTEMPTS	50	INDIANA (01/17/22)
	51	IDAHO ST. (11/19/21)
FIELD GOAL PERCENTAGE	.338 (22-65)	SOUTHERN U. (11/21/21)
	.367 (33-90)	at NC State (12/01/21)
3 PT FIELD GOALS MADE	4	INDIANA (01/17/22)
	6	SOUTHERN U. (11/21/21)
	6	at NC State (12/01/21)
	6	KANSAS ST. (12/19/21)
3 PT FG ATTEMPTS	13	INDIANA (01/17/22)
	17	at Michigan St. (01/05/22)
3 PT FG PERCENTAGE	.171 (6-35)	at NC State (12/01/21)
	.231 (6-26)	KANSAS ST. (12/19/21)
FREE THROWS MADE	6	WESTERN ILL. (11/09/21)
	7	vs Auburn (12/11/21)
FREE THROW ATTEMPTS	10	SOUTHERN U. (11/21/21)
	11	vs Auburn (12/11/21)
FREE THROW PERCENTAGE	.429 (6-14)	WESTERN ILL. (11/09/21)
	.500 (8-16)	SAM HOUSTON (11/12/21)
	.500 (8-16)	SOUTH DAKOTA (11/27/21)
REBOUNDS	30	SOUTHERN U. (11/21/21)
	30	INDIANA (01/17/22)
ASSISTS	8	KENNESAW ST. (12/22/21)
	10	SAM HOUSTON (11/12/21)
	10	at Indiana (12/04/21)
	10	INDIANA (01/17/22)
STEALS	3	TENNESSEE ST. (11/23/21)
BLOCKED SHOTS	0	KENNESAW ST. (12/22/21)
TURNOVERS	8	vs Auburn (12/11/21)
	9	ILLINOIS (01/11/22)
	12	at Indiana (12/04/21)
FOULS	12	at Michigan St. (01/05/22)

2021-22 SUPERLATIVES

WON/LOSS MARGIN

	1	2	3	4	5	6	7	8	9	10	11	12	13	14	15	16	17	18	19	20	+20
Husker Wins	0	0	0	0	0	1	0	0	1	0	0	0	1	1	0	0	0	1	0	0	1
Husker Losses	1	0	0	1	0	0	1	2	1	1	0	1	1	0	0	0	0	0	0	0	4

2021-22 INDIVIDUAL GAME HIGHS

Points	31	Alonzo Verge Jr. vs Michigan (12/07/21)
	29	Bryce McGowens vs Sam Houston (11/12/21)
	26	Alonzo Verge Jr. vs Western Ill. (11/09/21)
	25	Alonzo Verge Jr. at NC State (12/01/21)
	25	Bryce McGowens vs Western Ill. (11/09/21)
Field Goals Made	12	Alonzo Verge Jr. vs Michigan (12/07/21)
	11	Alonzo Verge Jr. at NC State (12/01/21)
Field Goal Att.	23	Bryce McGowens at NC State (12/01/21)
	22	Alonzo Verge Jr. at NC State (12/01/21)
FG Pct (min 5 made)	1.000 (7-7)	Walker, Derrick vs Tennessee St. (11/23/21)
	1.000 (5-5)	Walker, Derrick vs Idaho St. (11/19/21)
3-Point FG Made	5	Tominaga, Keisei at NC State (12/01/21)
	5	Tominaga, Keisei vs South Dakota (11/27/21)
3-Point FG Att.	11	Tominaga, Keisei vs Michigan (12/07/21)
	11	Tominaga, Keisei at NC State (12/01/21)
3-Pt FG Pct (min 2 made)	1.000 (2-2)	Mayen, Lat vs Illinois (01/11/22)
	.833 (5-6)	Tominaga, Keisei vs South Dakota (11/27/21)
Free Throws Made	10	Bryce McGowens vs Southern U. (11/21/21)
	10	Bryce McGowens vs Western Ill. (11/09/21)
Free Throw Att.	12	Bryce McGowens vs Western Ill. (11/09/21)
	10	Bryce McGowens vs South Dakota (11/27/21)
	10	Bryce McGowens vs Southern U. (11/21/21)
FT Pct (min 3 made)	1.000 (10-10)	Bryce McGowens vs Southern U. (11/21/21)
	1.000 (6-6)	Bryce McGowens at Rutgers (01/08/22)
	1.000 (6-6)	Alonzo Verge Jr. vs Michigan (12/07/21)
	1.000 (6-6)	Alonzo Verge Jr. vs Southern U. (11/21/21)
Rebounds	13	Walker, Derrick at NC State (12/01/21)
	13	Alonzo Verge Jr. vs Western Ill. (11/09/21)
Assists	12	Alonzo Verge Jr. vs Kennesaw St. (12/22/21)
	11	Alonzo Verge Jr. at NC State (12/01/21)
Steals	5	Breidenbach, Wilhelm vs South Dakota (11/27/21)
	4	Alonzo Verge Jr. vs Indiana (01/17/22)
	4	Walker, Derrick vs Ohio St. (01/02/22)
	4	Alonzo Verge Jr. vs Kansas St. (12/19/21)
	4	Alonzo Verge Jr. vs Sam Houston (11/12/21)
Blocked Shots	3	Walker, Derrick vs Kennesaw St. (12/22/21)
	2	Alonzo Verge Jr. vs Auburn (12/11/21)
	2	Walker, Derrick vs Auburn (12/11/21)
	2	Walker, Derrick at NC State (12/01/21)
	2	Walker, Derrick vs Southern U. (11/21/21)
	2	Walker, Derrick vs Creighton (11/16/21)
	2	Breidenbach, Wilhelm vs Creighton (11/16/21)
	2	Derrick Walker vs Sam Houston (11/12/21)
Turnovers	7	Alonzo Verge Jr. vs Kennesaw St. (12/22/21)
	7	Alonzo Verge Jr. vs Auburn (12/11/21)
Minutes	58	Bryce McGowens at NC State (12/01/21)
	54	Alonzo Verge Jr. at NC State (12/01/21)
	50	Walker, Derrick at NC State (12/01/21)

2021-22 OPPONENT GAME HIGHS

Points	39	Dereon Seabron at NC State (12/01/21)
	35	Malaki Branham vs Ohio St. (01/02/22)
	31	Savion Flagg vs Sam Houston (11/12/21)
	29	Trent Frazier vs Illinois (01/11/22)
	29	Ron Harper Jr. at Rutgers (01/08/22)
Field Goals Made	13	Malaki Branham vs Ohio St. (01/02/22)
	12	Savion Flagg vs Sam Houston (11/12/21)
Field Goal Att.	22	Savion Flagg vs Sam Houston (11/12/21)
	21	Dereon Seabron at NC State (12/01/21)
FG Pct (min 5 made)	.833 (5-6)	Malik Hall at Michigan St. (01/05/22)
	.778 (7-9)	Max Christie at Rutgers (01/05/22)
3-Point FG Made	6	Malaki Branham vs Ohio St. (01/02/22)
	6	Dedric Boyd vs Tennessee St. (11/23/21)
3-Point FG Att.	11	Dedric Boyd vs Tennessee St. (11/23/21)
	11	Brion Whitley vs Southern U. (11/21/21)
3-Pt FG Pct (min 2 made)	1.000 (3-3)	Terrance Williams II vs Michigan (12/07/21)
	1.000 (2-2)	Dean Reiber at Rutgers (01/08/22)
	1.000 (2-2)	Aundre Hyatt at Rutgers (01/08/22)
	1.000 (2-2)	Mark Smith vs Kansas St. (12/19/21)
	1.000 (2-2)	Kenny Cooper vs Tennessee St. (11/23/21)
Free Throws Made	17	Dereon Seabron at NC State (12/01/21)
	10	Ron Harper Jr. at Rutgers (01/08/22)
Free Throw Att.	20	Dereon Seabron at NC State (12/01/21)
	10	Trent Frazier vs Illinois (01/11/22)
	10	Ron Harper Jr. at Rutgers (01/08/22)
FT Pct (min 3 made)	1.000 (10-10)	Ron Harper Jr. at Rutgers (01/08/22)
	1.000 (7-7)	Terrell Burden vs Kennesaw St. (12/22/21)
	1.000 (6-6)	Sasha Stefanovic at Purdue (01/14/22)
	1.000 (6-6)	Xavier Johnson at Indiana (12/04/21)
	1.000 (5-5)	Ismael Massoud vs Kansas St. (12/19/21)
Rebounds	19	Dereon Seabron at NC State (12/01/21)
	14	Zed Key vs Ohio St. (01/02/22)
Assists	8	Paul Mulcahy at Rutgers (01/08/22)
	8	DeVante' Jones vs Michigan (12/07/21)
	8	Kenny Cooper vs Tennessee St. (11/23/21)
Steals	5	Walker Kessler vs Auburn (12/11/21)
	5	Zep Jasper vs Auburn (12/11/21)
Blocked Shots	8	Ebenezer Dowuona at NC State (12/01/21)
	4	Omar Payne vs Illinois (01/11/22)
	4	E.J. Liddell vs Ohio St. (01/02/22)
	4	Trayce Jackson-Davis at Indiana (12/04/21)
Turnovers	7	A.J. Hoggard at Michigan St. (01/05/22)
	7	Dereon Seabron at NC State (12/01/21)
Fouls	5	Kasen Jennings vs Kennesaw St. (12/22/21)
	5	Mike McGuirl vs Kansas St. (12/19/21)
	5	Jericole Helles at NC State (12/01/21)
	5	Mason Archambault vs South Dakota (11/27/21)
	5	Carlos Marshall Jr. vs Tennessee St. (11/23/21)
	5	Tristan Ikpe vs Sam Houston (11/12/21)
	5	Kian Scroggins vs Sam Houston (11/12/21)
	5	Will Carius vs Western Ill. (11/09/21)
	5	Trenton Massner vs Western Ill. (11/09/21)
	5	Colton Sandage vs Western Ill. (11/09/21)

2021-22 HUSKER LINEUPS

No.	Starting Lineup	Record
1.	B. McGowens, T. McGowens, Verge Jr., Walker, Wilcher	0-1
2.	Mayen, B. McGowens, T. McGowens, Verge Jr., Walker	1-1
3.	Edwards, Mayen, B. McGowens, Verge Jr., Walker	4-1
3.	Mayen, B. McGowens, Tominaga, Verge Jr., Walker	1-10

2021-22 GAME RECAPS

(-----Nebraska Individual Leaders-----)								
Date	Opponent	Result	Record (B1G)	Attend.	Points	Rebounds	Assists	Steals
11/9	Western Illinois	L, 74-75	0-1 (0-0)	15,312	Verge (26)	Verge (13)	Verge (5)	T. McGowens, Tominaga (3)
11/12	Sam Houston	W, 74-65	1-1 (0-0)	15,474	McGowens (29)	T. McGowens (9)	Verge (7)	Verge (4)
11/16	Creighton	L, 69-77	1-2 (0-0)	15,939	Webster (20)	4 players (5)	Verge (4)	Wilcher, Webster (2)
11/19	Idaho State	W, 78-60	2-2 (0-0)	15,274	Walker (14)	B. McGowens (7)	Webster (5)	Wilcher (2)
11/21	Southern	W, 82-59	3-2 (0-0)	15,252	B. McGowens (18)	B. McGowens (11)	Three players (4)	Webster, B. McGowens (2)
11/23	Tennessee State	W, 79-73	4-2 (0-0)	15,236	B. McGowens, Verge (18)	B. McGowens, Walker (6)	Verge (10)	Verge (3)
11/27	South Dakota	W, 83-70	5-2 (0-0)	15,685	Tominaga (23)	B. McGowens (8)	Verge (5)	Breidenbach (5)
12/1	at NC State	L 100-104 (4OT)	5-3 (0-0)	11,562	Verge (25)	Walker (13)	Verge (11)	Verge (3)
12/4	at Indiana	L, 55-68	5-4 (0-1)	17,222	Verge (15)	Verge, B. McGowens (5)	Verge (3)	Walker, Webster, Andre (2)
12/7	Michigan	L, 67-102	5-5 (0-2)	15,426	Verge (31)	Verge (8)	Verge (3)	Briedenbach (2)
12/11	vs. No. 18 Auburn	L, 68-99	5-6 (0-2)		Wilcher (17)	Walker (10)	Walker, Verge (4)	Tominaga (3)
12/19	Kansas State	L, 58-67	5-7 (0-2)	15,043	Verge (21)	Walker (9)	Verge (5)	Verge (4)
12/22	Kennesaw State	W, 88-74	6-7 (0-2)	14,519	Tominaga (18)	Verge (7)	Verge (12)	Verge, B. McGowens (2)
1/2	No. 13 Ohio State	L, 79-88 (OT)	6-8 (0-3)	14,478	McGowens (18)	Walker (10)	Verge (4)	Walker (4)
1/5	at No. 10 Michigan St.	L, 67-79	6-9 (0-4)	14,797	Walker (16)	Four players (4)	Verge (5)	Four players (2)
1/8	at Rutgers	L, 65-93	6-10 (0-5)	8,000	B. McGowens (17)	Walker (6)	Verge (4)	Five players (1)
1/11	No. 25 Illinois	L, 71-81	6-11 (0-6)	14,069	B. McGowens (19)	Walker (7)	Verge (9)	Four players (1)
1/14	at No. 7 Purdue	L, 65-92	6-12 (0-7)	14,804	Tominaga (11)	Mayen (8)	Webster (5)	Tominaga (2)
1/17	Indiana	L, 71-77	6-13 (0-8)	15,290	B. McGowens (20)	B. McGowens, Andre (5)	Verge (4)	Verge (4)

THE LAST TIME...

Nebraska...	A Nebraska Opponent...
Scored 100 or more points.....100; at NC State, 12/1/21	102; Michigan, 12/7/21
Scored 90 or more points.....100; at NC State, 12/1/21	92; at Purdue, 1/14/22
Scored 41 to 50 points.....48; Wisconsin, 2/10/21	50; Northwestern, 2/16/19
Scored 40 or fewer points38; at Oregon, 12/15/12	38; Southwest Minnesota State, 12/28/18
Shot 70% from the field.....723; vs. UNC Wilmington 12/5/97 (34-47)	.723; Kansas, 2/2/85 (34-47)
Shot 60% from the field.....628; vs. Northwestern, 2/3/15 (27-43)	.630; Michigan, 3/5/17 (34-54)
Shot 90% from the free throw line (Min 10 attempts)909; vs. Southwest Minnesota State, 12/28/18 (10-11)	.929; at Rutgers, 1/8/22 (13-14)
Made 10, 3-Point Field Goals15; Kennesaw State, 12/22/2021 (15-29)	10, at Rutgers, 1/8/22 (10-18)
Had 60 rebounds60; vs. Oral Roberts, 12/22/99	70; at NC State, 12/1/21
Had 50 rebounds51; at NC State, 12/1/21	54; Michigan, 12/7/21
Had 30 assists.....35, vs. Northeastern Illinois, 12/21/94	32; at Minnesota, 3/8/20
Had 15 steals16, vs. McNeese State, 11/25/20	16; at Creighton, 12/11/2020
Had 10 blocked shots14; at Northwestern, 1/2/18	11; at NC State, 12/1/21
Had 10 or fewer turnovers8; Ohio State, 1/2/22	9; Illinois, 1/11/2022
Had 20 or more turnovers.....20; vs. Auburn, 12/11/21	21; Kennesaw State, 12/22/21
Had three players with 20 pointsvs. Iowa, 3/10/19	Michigan, 1/14/17
.....(Palmer Jr. 27; Watson Jr. 23; Roby 23)	(Wagner 23, Irvin 21, Walton 20)
Had three players with 10 reboundsvs. Texas Tech, 1/19/00	at Kansas, 1/9/02
.....(Bradford 16, Ffriend 12, Truscott 11)	(Collison 13, Gooden 12, Simien 10)
Had five players reach double-figure points.....vs. Minnesota, 2/27/21	Auburn, 12/11/21
.....(Banton-14; Walker-12; McGowens-11; Webster-10; Thorbjarnarson-10)	(Smith-21; Green-19; Cambridge-14; Johnson-12; Williams-10)
Had a player score 40 points41; Teddy Allen vs. Penn State 2/23/21	41; Marcus Carr, Minnesota, 2/27/21
Had a player score 30 points41; Teddy Allen vs. Penn State 2/23/21	36. Malaki Branham, Ohio State, 1/2/22
Had a player grab 15 rebounds19; Yvan Ouedraogo vs. Northwestern, 3/1/20	19; Dereon Seabron, NC State, 12/1/21
Had a player dish out 10 assists.....12; Alonzo Verge Jr. vs. Kennesaw State, 12/22/21	11; Marcus Carr, at Minnesota, 3/8/20
Had a player collect five steals5; Wilhelm Breidenbach vs. South Dakota, 11/27/21	5; Walker Kessler and Zep Jasper, vs. Auburn, 12/11/21
Had a player block five shots.....5; Isaiah Roby vs. Maryland, 2/6/18	8; Evebezer Dowuowa, NC State, 12/1/2021
Had a player with a triple double13 pt/11 reb/10 asst.; Dalano Banton vs. Doane, 12/17/20	

SPECIALITY STATS

MISC. REVIEW

Nebraska Record When:	All (W)	All (L)	H(W)	H(L)	A (W)	A (L)							
Ahead at Halftime	4	4	4	3	0	1	Rebounds are Even	1	0	1	0	0	0
Behind at Halftime	2	9	2	4	0	5	Committing More TOs than Opp	0	5	0	2	0	3
Tied at Halftime	0	0	0	0	0	0	Committing Fewer TOs than Opp	6	8	6	5	0	3
Bench Outscores Opponent's	5	3	5	2	0	1	Turnovers are Even	0	0	0	0	0	0
Opponent Bench Outscores NU	1	9	1	5	0	4	Leading with 5:00 left	6	2	6	1	0	1
Bench scoring is even	0	1	0	0	0	1	Trailing with 5:00 left	0	11	0	6	0	5
Shooting 50% or Better	4	0	4	0	0	0	Tied with 5:00 left	0	0	0	0	0	0
Shooting Under 50%	2	13	2	7	0	6	In Overtime	0	2	0	1	0	1
Opp. Shoots 50% or Better	0	5	0	2	0	3	Scoring 80 or more points	3	1	3	0	0	1
Opp. Shoots Under 50%	6	8	6	5	0	3	Scoring 61 to 79 points	3	10	3	6	0	4
Outshooting Opponent (pct.)	6	1	6	0	0	1	Scoring 60 or fewer points	0	2	0	1	0	1
Outshot by Opponent (pct.)	0	11	0	6	0	5	Allowing 80 or more points	0	7	0	3	0	4
Shooting is even	0	1	0	1	0	0	Allowing 61 to 79 points	4	6	4	4	0	2
Outrebounding Opponent	1	0	1	0	0	0	Allowing 60 or fewer points	2	0	2	0	0	0
Outrebounded by Opponent	4	13	4	7	0	6							

MISC. TOTALS

Biggest margin of victory	23, Southern (11/21)	Largest halftime lead surrendered in loss	3, Illinois (1/22/22)
Biggest margin of defeat	35, Michigan (12/7)	Largest lead at any time	28, Southern (11/21)
Largest deficit overcome in win	10, Sam Houston (11/12)	Largest deficit at any time	35, Michigan (12/7)
Largest halftime deficit overcome in win	5, Sam Houston (11/12)	Largest runs without opponent scoring	15, South Dakota (11/27); Kennesaw State (12/22)
Largest lead surrendered in loss	14, at NC State (12/1)	Largest opponent run without NU scoring	14, at NC State (12/1); vs. Auburn (12/11); at Purdue (1/14)

SPECIALITY STATS

Opponent	NU-Opp Paint	NU-Opp off TO	NU-Opp 2nd Ch.	NU-Opp Bench	Largest Lead	Largest Deficit	Tip	1st Sub(s)
Western Illinois	30-42	21-13	8-22	3-18	7 (6:54, 1st)	7 (13:54 1st)	W	Tominaga, Breidenbach
Sam Houston	36-24	18-8	14-14	17-12	11 (0:35, 2nd)	10 (1st, 7:22)	W	Wilcher, Tominaga
Creighton	30-34	24-7	9-12	42-11	4 (18:45, 1st)	19 (1st, 10:27)	L	Breidenbach
Idaho State	42-14	25-6	7-8	37-12	26 (5:14, 2nd)	3 (1st, 14:36)	W	Wilcher
Southern	46-20	23-6	4-3	33-32	28 (2:34, 2nd)	-	L	Wilcher
Tennessee State	34-18	21-12	9-11	20-37	10 (16:11, 1st)	4 (1st, 2:18)	L	Wilcher, Breidenbach
South Dakota	36-26	24-7	5-20	43-17	23 (4:50, 2nd)	6 (1st, 9:19)	L	Wilcher, Webster
at NC State	52-46	13-20	7-22	31-19	14 (9:51, 2nd)	9 (1st, 10:05)	L	Wilcher
at Indiana	28-28	11-21	6-6	17-26	10 (13:26, 1st)	15 (2nd, 9:13)	L	Wilcher, Webster, Andre
Michigan	34-42	8-11	10-18	12-38	-	(35, 2nd, 1:41)	L	Wilcher, Andre
vs. No. 18 Auburn	26-48	10-30	10-17	25-41	1 (17:10, 1st)	32 (2nd, 6:51)	L	Wilcher
Kansas State	28-34	11-22	6-15	6-23	10 (1st, 8:48)	10 (2nd, 0:26)	L	Wilcher, Webster, Andre
Kennesaw State	28-34	19-20	3-10	26-23	25 (2nd, 8:10)	8 (1st, 14:10)	W	Webster
No. 13 Ohio State	38-28	14-6	12-12	25-14	5, (2nd, 2:10)	8 (1st, 11:36)	W	Wilcher, Webster
at No. 10 Michigan State	34-28	20-16	7-16	27-27	5 (1st, 15:05)	16 (2nd, 1:55)	L	Wilcher
at Rutgers	34-44	13-25	9-7	22-32	5 (1st, 15:51)	30 (2nd, 0:55)	L	Wilcher, Webster
Illinois	36-44	12-14	10-13	10-12	12 (1st, 15:59)	10 (2nd, 1:05)	L	Andre
at Purdue	24-46	7-28	4-21	20-36	-	30 (2nd, 9:06)	L	Andre
Indiana	34-36	14-20	6-9	17-21	-	10 (1st, 6:51)	L	T. McGowens

#0 - C.J. WILCHER | FR. | G | 6-5 | 221 | PLAINFIELD, N.J.



CAREER STATS																													
Year	GP	GS	Min	Avg	Total										Rebounds							PF	FO	Ast	TO	Blk	Stl	Pts	Avg
					FG	FGA	Pct	3FG	3FGA	Pct	FT	FTA	Pct	Off	Def	Tot	Avg												
2020-21*	14	1	131	9.4	17	39	.436	10	26	.385	2	2	1.000	4	6	10	0.7	8	0	4	6	0	4	46	3.3				
2021-22	18	1	453	25.2	53	116	.457	29	77	.377	11	19	.579	11	32	43	2.4	24	1	17	17	2	15	146	8.1				
TOTAL	18	1	453	25.2	53	116	.457	29	77	.377	11	19	.579	11	32	43	2.4	24	1	17	17	2	15	146	8.1				
All*	33	2	604	18.3	71	161	.441	39	106	.368	15	23	.652	18	41	59	1.8	35	1	22	24	3	20	196	5.9				
* - Statistics from Xavier																													

*-Statistics from Xavier

MISC. STATS		
Category	2021-22	Career
Double-Figure Scoring	8	9
Double-Figure Rebounding	0	0
Double-Figure Assists	0	0
Double-Doubles	0	0
Led NU in Scoring	1	1
Led NU in Rebounding	0	0
Led NU in Assists	1	1
20+ Point Games	0	0
30+ Point Games	0	0
40+ Point Games	0	0

2021-22 GAME-BY-GAME TOTALS																										
Opponent	Date	GS	Min	TOTAL			3-PTS			FT	FTA	Pct	REBOUNDS				PF	FO	A	TO	Blk	Stl	Pts	Avg		
				FG	FGA	Pct	3FG	FGA	Pct				Off	Def	Tot	Avg										
W. Illinois	11/9/21	*	32	2	4	.500	2	4	.500	1	2	.500	0	3	3	3.0	3	0	1	3	0	0	7	7.0		
Sam Houston	11/12/21		18	1	4	.250	0	3	.000	1	2	.500	1	3	4	3.5	0	0	0	1	0	1	3	5.0		
Creighton	11/16/21		31	6	11	.545	3	6	.500	0	0	.000	1	3	4	3.7	1	0	1	1	0	2	15	8.3		
Idaho State	11/19/21		24	4	5	.800	2	3	.667	0	0	.000	2	2	4	3.8	1	0	2	2	0	3	10	8.8		
Southern	11/21/21		26	1	3	.333	1	3	.333	0	0	.000	0	2	2	3.4	2	0	4	1	0	0	3	7.6		
Tennessee State	11/23/21		27	5	10	.500	3	7	.429	2	2	1.000	0	4	4	3.5	1	0	1	1	0	0	15	8.8		
South Dakota	11/27/21		20	2	6	.333	1	3	.333	0	0	.000	3	1	4	3.6	1	0	2	0	1	0	5	8.3		
at NC State	12/1/21		37	1	8	.125	0	7	.000	0	0	.000	0	4	4	3.6	5	1	2	0	0	2	2	7.5		
at Indiana	12/4/21		24	1	4	.250	1	4	.250	0	0	.000	0	3	3	3.6	0	0	1	2	0	1	3	7.0		
Michigan	12/7/21		18	1	8	.125	0	5	.000	0	0	.000	0	2	2	3.4	1	0	0	0	0	1	2	6.5		
vs. No. 18 Auburn	12/11/21		25	6	9	.667	4	6	.667	1	2	.500	1	0	1	3.2	2	0	0	2	0	0	17	7.5		
Kansas State	12/19/21		24	1	5	.200	1	4	.250	3	4	.750	1	2	3	3.2	1	0	0	1	0	2	6	7.3		
Kennesaw State	12/22/21		16	3	4	.750	1	2	.500	1	2	.500	0	0	0	2.9	1	0	0	1	1	1	8	7.4		
No. 13 Ohio State	1/2/22		34	5	8	.625	3	4	.750	0	0	.000	1	0	1	2.8	2	0	1	0	0	0	13	7.8		
at No. 10 Michigan St.	1/5/22		21	4	9	.444	2	4	.500	0	1	.000	0	1	1	2.7	1	0	0	0	0	1	10	7.9		
at Rutgers	1/8/22		26	4	6	.667	2	4	.500	1	2	.500	0	0	0	2.5	1	0	1	0	0	0	11	8.1		
No. 25 Illinois	1/11/22		22	2	5	.400	1	3	.333	1	2	.500	1	1	2	2.5	0	0	0	1	0	1	6	8.0		
at No. 7 Purdue	1/14/22		28	4	7	.571	2	5	.400	0	0	.000	0	1	1	2.4	1	0	1	1	0	0	10	8.1		
Indiana	1/17/22		20	2	5	.400	1	3	.333	1	2	.500	1	2	3	2.4	0	0	1	0	0	0	6	8.0		
Totals			1	473	55	121	.455	30	80	.375	12	21	.571	12	34	46	2.4	24	1	18	17	2	15	152	8.0	

SEASON/NEB/CAREER HIGHS		
Points		
Season:	17, vs. Auburn (12/11/21)	
College Career:	Same	
Rebounds		
Season:	4, Six times (last, 12/1/21)	
College Career:	6, at Georgetown (3/2/21)	
Field Goals		
Season:	6, Two times (last, 12/11/21)	
College Career:	Same	
3-Point Field Goals		
Season:	4, vs. Auburn (12/11/21)	
College Career:	Same	
Free Throws		
Season:	2, Tennessee State (11/23/21)	
College Career:	2, Three times (last, 11/23/21)	
Free Throw Attempts		
Season:	2, Four times (last, 12/7/21)	
College Career:	2, Six times (last, 12/7/21)	
Assists		
Season:	4, Southern (11/21/21)	
College Career:	same	
Steals		
Season:	3, Idaho State (11/19/21)	
College Career:	Same	
Blocks		
Season:	1, Two times (last, 12/22/21)	
College Career:	same	
Minutes Played		
Season:	38, at NC State (12/1/21)	
College Career:	Same	

- NOTING C.J. WILCHER
- Former top-100 recruit who has become one of NU’s top scorers off the bench with eight double-figure efforts
 - Had six points in 20 minutes in the loss to Indiana
 - Reached double figures with 10 points, including a pair of 3-pointers, in the loss to No. 7 Purdue
 - Had 11 points and an assist in 26 minutes at Rutgers
 - Gave the Huskers a spark with 10 points in 21 minutes at No. 10 Michigan State
 - Came off the bench with 13 points on 5-of-8 shooting in NU’s overtime loss to No. 13 Ohio State
 - Had eight points on 3-of-4 shooting along with a block and a steal against Kennesaw State
 - Broke out of a slump with a career-high 17 points at Auburn, including 4-of-6 from 3-point range, against the Tigers
 - Went just 1-of-8 at NC State with his basket giving NU a four-point lead in triple OT, but had two assists and four boards before fouling out
 - Matched his then-career high with 15 points and grabbed four rebounds in the win against Tennessee State
 - Totaled 10 points on 4-of-5 shooting, four rebounds, two assists and a career-high three steals vs. Idaho State
 - Put together a strong performance off the bench against Creighton with career highs in points (15), field goals (six), 3-pointers (three) and minutes (32)
 - Made his Husker debut against Western Illinois, totaling seven points and three boards in 32 minutes of work
 - Spent the 2020-21 season at Xavier, playing in 15 games and averaging 3.3 points and 1.1 rebounds per game.
 - Had season bests in points (10) and minutes (32) in his first career start at Marquette
 - Had seven points in 20 minutes off the bench against Butler in the Big East Tournament
 - Was a four-star recruit who ranked No. 81 by ESPN in the class of 2021
 - Spent his senior season playing for Dave Boff at Roselle Catholic, averaging 18.8 points, 4.5 rebounds and 2.8 assists per game to earn first-team all-state honors
 - Totaled 50 3-pointers as a senior, highlighted by hitting six 3-pointers in a 59-58 win over Gill St. Bernard’s in the sectional championship
 - Starred for St. Benedict’s Prep in Newark during his sophomore and junior campaigns, averaging 18 points, 5.0 rebounds and 4.5 assists in 2018-19 en route to a state runner-up finish.
 - Played AAU ball for both Team Rio and City Rocks on the EYBL Circuit, averaging 19.7 points per game with City Rocks in 2019

#1 - ALONZO VERGE JR. | SR. | G | 6-4 | 164 | CHICAGO, ILL.



CAREER STATS

Year	GP	GS	Min	Avg	Total			3FG	3FGA	Pct	FT	FTA	Pct	Rebounds				PF	FO	Ast	TO	Blk	Stl	Pts	Avg
					FG	FGA	Pct							Off	Def	Tot	Avg								
2019-20*	28	9	479	17.1	158	361	.438	22	76	.289	70	95	.737	18	79	97	3.5	45	1	63	60	3	39	408	14.6
2020-21*	23	21	685	29.8	111	284	.391	27	81	.333	72	89	.809	14	76	90	3.9	59	1	87	56	4	28	321	14.0
2021-22	19	19	547	28.8	101	233	.433	9	33	.273	60	79	.759	11	80	91	4.8	38	1	105	68	4	31	271	14.3
TOTAL	19	19	547	28.8	101	233	.433	9	33	.273	60	79	.759	11	80	91	4.8	38	1	105	68	4	31	271	14.3
All*	70	49	1979	28.3	370	878	.421	58	190	.305	202	263	.768	43	235	278	4.0	142	3	255	184	11	98	1000	14.3

*Statistics from Arizona State

MISC. STATS

Category	2021-22	Career*
Double-Figure Scoring	15	48
Double-Figure Rebounding	1	1
Double-Figure Assists	3	3
Double-Doubles	4	4
Led NU in Scoring	6	6
Led NU in Rebounding	6	6
Led NU in Assists	17	17
20+ Point Games	4	16
30+ Point Games	1	2
40+ Point Games	0	1

*-Includes Arizona State

2021-22 GAME-BY-GAME TOTALS

Opponent	Date	GS	Min	TOTAL			3-PTS			FT	FTA	Pct	REBOUNDS				Avg	PF	FO	A	TO	Blk	Stl	Pts	Avg
				FG	FGA	Pct	3FG	3FGA	Pct				Off	Def	Tot										
W. Illinois	11/9/21	*	35	9	20	.450	1	2	.500	7	9	.778	2	11	13	13.0	2	0	5	3	1	0	26	26.0	
Sam Houston	11/12/21	*	31	4	16	.250	0	4	.000	5	8	.625	0	1	1	1.0	1	0	7	3	0	4	13	13.0	
Creighton	11/16/21	*	22	5	15	.333	0	1	.000	0	0	.000	1	4	5	6.3	2	0	4	1	0	1	10	16.3	
Idaho State	11/19/21	*	21	5	10	.500	1	2	.500	0	0	.000	0	4	4	5.8	3	0	4	1	0	2	11	15.0	
Southern	11/21/21	*	24	4	5	.800	0	0	.000	6	6	1.000	0	6	6	5.8	1	0	4	4	0	0	14	14.8	
Tennessee State	11/23/21	*	33	7	11	.636	1	3	.333	3	7	.429	1	4	5	5.7	0	0	10	2	0	3	18	15.3	
South Dakota	11/27/21	*	16	1	7	.143	0	3	.000	1	1	1.000	0	2	2	5.1	2	0	5	2	0	1	3	13.6	
at NC State	12/1/21	*	54	11	22	.500	0	0	.000	3	4	.750	1	8	9	5.6	5	1	11	5	0	3	25	15.0	
at Indiana	12/4/21	*	33	6	13	.462	1	2	.500	2	2	1.000	0	5	5	5.6	3	0	3	6	0	0	15	15.0	
Michigan	12/7/21	*	29	12	21	.571	1	3	.333	6	6	1.000	2	6	8	5.8	2	0	3	4	0	0	31	16.6	
vs. No. 18 Auburn	12/11/21	*	27	4	11	.364	0	1	.000	2	2	1.000	0	5	5	5.7	2	0	4	7	2	1	10	16.0	
Kansas State	12/19/21	*	35	7	14	.500	0	1	.000	7	9	.778	1	4	5	5.7	0	0	5	6	0	4	21	16.4	
Kennesaw State	12/22/21	*	31	5	9	.556	2	3	.667	4	6	.667	0	7	7	5.8	2	0	12	7	1	2	16	16.4	
No. 13 Ohio State	1/2/22	*	23	1	6	.167	0	1	.000	4	6	.667	0	2	2	5.5	0	0	4	1	0	2	6	15.6	
at No. 10 Michigan St.	1/5/22	*	29	2	10	.200	0	1	.000	1	1	1.000	1	3	4	5.4	2	0	5	3	0	2	5	14.9	
at Rutgers	1/8/22	*	20	2	7	.286	0	1	.000	0	1	.000	0	1	1	5.1	3	0	4	2	0	1	4	14.3	
No. 25 Illinois	1/11/22	*	30	5	13	.385	0	1	.000	4	4	1.000	0	4	4	5.1	3	0	9	5	0	0	14	14.2	
at No. 7 Purdue	1/14/22	*	24	4	8	.500	1	2	.500	1	3	.333	1	2	3	4.9	1	0	2	3	0	1	10	14.0	
Indiana	1/17/22	*	31	7	15	.467	1	2	.500	4	4	1.000	1	1	2	4.8	4	0	4	3	0	4	19	14.3	
Totals			19	547	101	233	.433	9	33	.273	60	79	.759	11	80	91	4.8	38	1	105	68	4	31	271	14.3

SEASON/NEB/CAREER HIGHS

Points	31, Michigan (12/7/21)
Season:	31, Michigan (12/7/21)
College Career:	43, vs. Saint Mary's (12/18/19)
Rebounds	13, Western Illinois (11/9/21)
Season:	13, Western Illinois (11/9/21)
College Career:	Same
Field Goals	12, Michigan (12/7/21)
Season:	12, Michigan (12/7/21)
College Career:	18, vs. Saint Mary's (12/18/19)
3-Point Field Goals	2, Kennesaw State (12/22/21)
Season:	2, Kennesaw State (12/22/21)
College Career:	7, San Diego State (12/10/20)
Free Throws	7, Western Illinois (11/9/21)
Season:	7, Western Illinois (11/9/21)
College Career:	10, at Cal (2/16/20)
Free Throw Attempts	9, Western Illinois (11/9/21)
Season:	9, Western Illinois (11/9/21)
College Career:	11, Two times (11/26/20)
Assists	12, Kennesaw State (12/22/21)
Season:	12, Kennesaw State (12/22/21)
College Career:	Same
Steals	4, Three times (last, 1/17/22)
Season:	4, Three times (last, 1/17/22)
College Career:	4, Five times (last, 1/17/22)
Blocks	2, vs. Auburn (12/11/21)
Season:	2, vs. Auburn (12/11/21)
College Career:	Same
Minutes Played	54, at NC State (12/1/21)
Season:	54, at NC State (12/1/21)
College Career:	Same

NOTING ALONZO VERGE JR.

- Transferred to Nebraska in July of 2021, after testing the waters for the NBA Draft
- Tallied 19 points and four assists in the loss to Indiana, going over 1,000 career points for his collegiate career
- Finished with 10 points and two assists in the loss to No. 7 Purdue
- Nearly posted a double-double against Illinois with 14 points and nine assists along with four boards
- Had his fourth double-double of the season with 16 points, a career-high 12 assists and seven boards vs. Kennesaw State, as his 12 assists were the most by a Big Ten player this season
- Finished with a game-high 21 points, along with five boards, five assists and four steals vs. Kansas State
- Totaled 10 points, five rebounds and four assists in the loss to No. 18 Auburn
- Posted his second career 30-point game in the loss to Michigan with 31 points, eight rebounds and three assists
- Led NU with 15 points, five rebounds and three assists in the loss at Indiana
- Posted his third double-double of the season with 25 points, a career-high 11 assists and nine rebounds at NC State
- Recorded his second double-double against Tennessee State, finishing with 18 points and a career-high 10 assists
- Had 14 points on just five shots along with six boards and four assists in 24 minutes against Southern
- Finished with 11 points, four assists and four rebounds in 21 minutes against Idaho State
- Tallied 13 points, seven assists and tied his career high with four steals vs. Sam Houston
- Posted his first career double-double in the Huskers' opener with 26 points, a career-high 13 rebounds and five assists
- Spent the last two seasons at Arizona State, where he averaged in double figures in each of the past two seasons and was the Pac-12 Sixth Man of the Year in 2019-20
- Averaged 14.0 points, 3.8 assists and 3.9 rebounds per game in 2020-21, ranking among the Pac-12 leaders in scoring (15th), assists (seventh), assist-to-turnover ratio (1.55-to-1, sixth), steals (1.2, 13th) and free throw percentage (.809, 13th).
- Had five games of at least 20 points, including a season-high 28-point, eight-rebound effort against Oregon in the Pac-12 Tournament, as he averaged 27.0 ppg, 7.0 rpg, and 3.0 apg in two conference tournament games
- Was 2020 Pac-12 Sixth Man of the Year and an honorable-mention all-conference pick, as he averaged 14.6 points per game, 3.5 rebounds, 2.3 assists and 1.4 steals per game
- Led all bench scorers in Division 1 with 16.9 ppg in 19 games he came off the bench, highlighted by a 43-point effort against Saint Mary's
- Was a two-time NJCAA All-American at Moberly Area CC, where he set school marks with 1,603 points and 486 assists in two seasons
- Earned first-team NJCAA All-American as a sophomore, averaging a national best 30.9 points per game along with 8.2 assists and 4.2 rebounds per outing
- First-team all-state by Chicago Tribune and Chicago Sun Times as a senior at Thornton High School, where he averaged 26 points, eight rebounds and seven assists per game

#2 - TREY MCGOWENS | JR. | G | 6-4 | 196 | PENDLETON, S.C



CAREER STATS																									
Year	GP	GS	Min	Avg	Total			3FG	3FGA	Pct	FT	FTA	Pct	Rebounds				PF	FO	Ast	TO	Blk	Stl	Pts	Avg
					FG	FGA	Pct							Off	Def	Tot	Avg								
2018-19*	33	32	918	27.8	113	271	.417	32	98	.327	126	165	.764	20	85	105	3.2	93	3	55	80	3	64	384	11.6
2019-20*	33	32	1110	33.6	124	338	.367	41	132	.311	91	126	.722	13	93	106	3.2	78	1	118	94	2	63	380	11.5
2020-21	27	27	765	28.3	95	243	.391	29	79	.367	69	105	.657	13	92	105	3.9	70	1	63	62	4	38	288	10.7
2021-22	4	3	90	22.5	6	15	.400	1	2	.500	13	18	.722	3	14	17	4.3	7	0	5	6	2	6	26	6.5
TOTAL	31	30	855	27.6	101	258	.391	30	81	.370	82	123	.667	16	106	122	3.9	77	1	68	68	6	44	314	10.1
All*	97	94	2883	29.7	338	867	.390	103	311	.331	299	414	.722	51	284	335	3.5	248	5	241	242	11	171	1078	11.1

*-Statistics from Pittsburgh

MISC. STATS		
Category	2021-22	Career
Double-Figure Scoring	0	54
Double-Figure Rebounding	0	0
Double-Figure Assists	0	0
Double-Doubles	0	0
Led NU in Scoring	0	4
Led NU in Rebounding	0	3
Led NU in Assists	0	3
20+ Point Games	0	8
30+ Point Games	0	3
40+ Point Games	0	0

2021-22 GAME-BY-GAME TOTALS																									
Opponent	Date	GS	Min	TOTAL			3-PTS			FT	FTA	Pct	REBOUNDS				Avg	PF	FO	A	TO	Blk	Stl	Pts	Avg
				FG	FGA	Pct	3FG	FGA	Pct				Off	Def	Tot										
W. Illinois	11/9/21	*	26	3	6	.500	0	0	.000	3	6	.500	1	2	3	3.0	3	0	0	2	0	3	9	9.0	
Sam Houston	11/12/21	*	33	2	5	.400	0	0	.000	4	6	.667	0	9	9	6.0	2	0	2	2	1	0	8	8.5	
Creighton	11/16/21	*	10	0	2	.000	0	0	.000	2	2	1.000	2	1	3	5.0	0	0	2	1	1	1	2	6.3	
Idaho State	11/19/21		DNP																						
Southern	11/21/21		DNP																						
Tennessee State	11/23/21		DNP																						
South Dakota	11/23/21		DNP																						
at NC State	12/1/21		DNP																						
at Indiana	12/4/21		DNP																						
Michigan	12/7/21		DNP																						
vs. No. 18 Auburn	12/11/21		DNP																						
Kansas State	12/19/21		DNP																						
Kennesaw State	12/22/21		DNP																						
No. 13 Ohio State	1/2/22		DNP																						
at No. 10 Michigan State	1/5/22		DNP																						
at Rutgers	1/8/22		DNP																						
No. 25 Illinois	1/11/22		DNP																						
at No. 7 Purdue	1/14/22		DNP																						
Indiana	1/17/22		21	1	2	.500	1	2	.500	4	4	1.000	0	2	2	4.3	2	0	1	1	0	2	7	6.5	
Totals			3	90	6	15	.400	1	2	.500	13	18	.722	3	14	17	4.3	7	0	5	6	2	6	26	6.5

SEASON/NEB/CAREER HIGHS		
Points		
Season:	9, Western Illinois (11/9/21)	
NEB Career:	20, Michigan State (1/2/21)	
College Career:	33, Louisville (1/9/19)	
Rebounds		
Season:	9, Sam Houston (11/12/21)	
NEB Career:	9, Two times (last, 11/12/20)	
College Career:	Same	
Field Goals		
Season:	3, Western Illinois (11/9/21)	
NEB Career:	7 vs. North Dakota State (11/28/20)	
College Career:	12, Louisville (1/9/19)	
3-Point Field Goals		
Season:	1 vs. Indiana (1/17/22)	
NEB Career:	3, at Creighton (12/11/20)	
College Career:	4, Three times (last, 1/8/20)	
Free Throws		
Season:	4, Two times (last, 1/17/22)	
NEB Career:	6, Two times (last, 1/2/21)	
College Career:	18, Florida State (1/14/19)	
Free Throw Attempts		
Season:	6, Two times (last, 11/12/21)	
NEB Career:	9, at Wisconsin (12/20/20)	
College Career:	19, Florida State (1/14/19)	
Assists		
Season:	2, Two times (last, 11/16/21)	
NEB Career:	6, Indiana (1/10/21)	
College Career:	9, Georgia Tech (2/8/20)	
Steals		
Season:	3, Western Illinois (11/9/21)	
NEB Career:	3, Seven times (last, 11/9/21)	
College Career:	7, at West Virginia (12/8/18)	
Blocks		
Season:	None	
NEB Career:	1, Four times (3/4/21)	
College Career:	2, Binghamton (12/20/19)	
Minutes Played		
Season:	33, Sam Houston (11/12/21)	
NEB Career:	37, Indiana (1/10/21)	
College Career:	39, Two times (last, 2/29/20)	

- NOTING TREY MCGOWENS
- Made his return to action after breaking a bone in his right foot against Creighton on Nov. 16, as he missed 15 games
 - Had seven points and a pair of steals in 21 minutes against Indiana
 - Three-year starter at the college level who has scored over 1,000 career points and ranked in the top five in the conference in steals the last three years
 - Tied his career high with nine boards and also tallied eight points, two assists and a blocked shot against Sam Houston
 - Matched his Husker best with three steals, along with nine points and three rebounds in the loss to Western Illinois
 - Ranked second on the team in scoring (10.7 ppg) and assists (2.3), while finishing fifth in the Big Ten with 1.4 steals per game in his first season at Nebraska in 2020-21
 - Reached double figures 17 times in 2020-21, including a season-high 20 points against No. 17 Michigan State
 - Was a two-year starter at Pittsburgh, starting 64 of 66 games at the school
 - Averaged 11.5 points, 3.6 assists, 3.3 rebounds and 1.9 steals per game, as he ranked among ACC leaders in steals (fourth), assists (10th), assist-to-turnover ratio (15th, 1.26-to-1) and minutes played (13th, 33.8 per game)
 - Posted 20 double-figure scoring games, including three games of at least 20 points
 - Started 32 games as a freshman, averaging 11.6 points, 3.2 rebounds, 1.9 steals and 1.7 assists per game, finishing third in the ACC in steals per game
 - Reached double figures 17 times and tied or set three single-game Pitt freshman records, including points (33), steals (7) and free throws (18)
 - Scored a career-high 33 points against Louisville, going 12-of-19 from the field against the Cardinals
 - Attended Hargrave (Va.) Military Academy as a senior, averaging 18.4 ppg, 6.3 apg, 5.4 rpg and 3.2 spg
 - Led Wren (S.C.) High School to a 25-3 record and the AAAA State Championship game in 2017 after averaging 18.3 ppg, 6.8 apg, 4.3 rpg and 3.6 spg
 - His father (Bobby) played football at Clemson before transferring to South Carolina State to play both football and basketball, finishing as the school's all-time receiving leader and helped the school make two NCAA Tournament appearances
 - His mother (Pam) played basketball at Western Carolina and is a high school basketball coach

#3 - QUARAN MCPHERSON | FR. | G | 6-3 | 199 | QUEENS, N.Y.



CAREER STATS

Year	GP	GS	Min	Avg	Total			3FG	3FGA	Pct	FT	FTA	Pct	Rebounds				PF	FO	Ast	TO	Blk	Stl	Pts	Avg
					FG	FGA	Pct							Off	Def	Tot	Avg								
2020-21	DNP																								

MISC. STATS

Category	2021-22	Career
Double-Figure Scoring	0	0
Double-Figure Rebounding	0	0
Double-Figure Assists	0	0
Double-Doubles	0	0
Led NU in Scoring	0	0
Led NU in Rebounding	0	0
Led NU in Assists	0	0
20+ Point Games	0	0
30+ Point Games	0	0

2021-22 GAME-BY-GAME TOTALS

Opponent	Date	GS	Min	TOTAL			3-PTS			FT	FTA	Pct	REBOUNDS				PF	FO	A	TO	Blk	Stl	Pts	Avg
				FG	FGA	Pct	3FG	FGA	Pct				Off	Def	Tot	Avg								
W. Illinois	11/9/21			DNP																				
Sam Houston	11/12/21			DNP																				
Creighton	11/16/21			DNP																				
Idaho State	11/19/21			DNP																				
Southern	11/21/21			DNP																				
Tennessee State	11/23/21			DNP																				
South Dakota	11/23/21			DNP																				
at NC State	12/1/21			DNP																				
at Indiana	12/4/21			DNP																				
Michigan	12/7/21			DNP																				
vs. No. 18 Auburn	12/11/21			DNP																				
Kansas State	12/19/21			DNP																				
Kennesaw State	12/22/21			DNP																				
No. 13 Ohio State	1/2/22			DNP																				
at No. 10 Michigan State	1/5/22			DNP																				
at Rutgers	1/8/22			DNP																				
No. 25 Illinois	1/11/22			DNP																				
at No. 7 Purdue	1/14/22			DNP																				
Indiana	1/17/22			DNP																				

SEASON/NEB/CAREER HIGHS

Points	
Season:	None
NEB Career:	Same
Rebounds	
Season:	None
NEB Career:	Same
Field Goals	
Season:	None
NEB Career:	Same
3-Point Field Goals	
Season:	None
NEB Career:	Same
Free Throws	
Season:	None
NEB Career:	Same
Free Throw Attempts	
Season:	None
NEB Career:	Same
Assists	
Season:	None
NEB Career:	Same
Steals	
Season:	None
NEB Career:	Same
Blocks	
Season:	None
NEB Career:	Same
Minutes Played	
Season:	None
NEB Career:	Same

NOTING QUARAN MCPHERSON

- Has not played in 2021-22 and will likely redshirt this season
- Spent 2020-21 at Link Year (Mo.) School, helping the program to a 26-4 record and a runner-up finish at the 2021 Post-Grad Nationals
 - Averaged 19 points and four assists per game at Link Year in 2020-21 and was also invited to the 2020 Pangos All-America festival, which featured 40 of the top players in the country in November of 2020.
 - Spent his senior season playing for Woodstock (Conn.) Academy, averaging 14.6 points, 7.0 rebounds, 3.0 assists and 1.2 steals per game on a roster which sent 10 players to Division I programs
 - Began his high school career at national power Christ the King High School, helping the school to a 19-10 record and a CHSAA Championship in 2019 despite missing the second half of the season to knee surgery, as he was on a 2018-19 roster which also featured Kofi Cockburn (Illinois) and Tyson Walker (Michigan State)
 - Had offers from Arizona State, Georgia, St. John's and other high-major programs before choosing Nebraska

#5 - BRYCE MCGOWENS | FR. | G | 6-7 | 179 | PENDLETON, S.C



CAREER STATS																											
Year	GP	GS	Min	Avg	Total										Rebounds												
					FG	FGA	Pct	3FG	3FGA	Pct	FT	FTA	Pct	Off	Def	Tot	Avg	PF	FO	Ast	TO	Blk	Stl	Pts	Avg		
2021-22	19	19	639	33.6	95	238	.399	22	85	.259	87	105	.829	17	87	104	5.5	45	1	31	40	8	14	299	15.7		
TOTAL	19	19	639	33.6	95	238	.399	22	85	.259	87	105	.829	17	87	104	5.5	45	1	31	40	8	14	299	15.7		

MISC. STATS		
Category	2021-22	Career
Double-Figure Scoring	14	14
Double-Figure Rebounding	1	1
Double-Figure Assists	0	0
Double-Doubles	1	1
Led NU in Scoring	7	7
Led NU in Rebounding	8	8
Led NU in Assists	1	1
20+ Point Games	5	5
30+ Point Games	0	0

2021-22 GAME-BY-GAME TOTALS																									
Opponent	Date	GS	Min	TOTAL			3-PTS			REBOUNDS															
				FG	FGA	Pct	3FG	FGA	Pct	FT	FTA	Pct	Off	Def	Tot	Avg	PF	FO	A	TO	Blk	Stl	Pts	Avg	
W. Illinois	11/9/21	*	39	7	18	.389	1	6	.167	10	12	.833	0	6	6	6.0	1	0	0	2	0	1	25	25.0	
Sam Houston	11/12/21	*	36	9	13	.692	4	7	.571	7	9	.778	1	4	5	5.5	2	0	1	1	1	0	29	27.0	
Creighton	11/16/21	*	29	3	10	.300	0	3	.000	0	0	.000	0	5	5	5.3	3	0	0	1	0	0	6	20.0	
Idaho State	11/19/21	*	27	3	6	.500	0	1	.000	0	0	.000	1	6	7	5.8	1	0	3	1	1	1	6	16.5	
Southern	11/21/21	*	31	4	9	.444	0	4	.000	10	10	1.000	1	10	11	6.8	4	0	4	4	1	2	18	16.8	
Tennessee State	11/23/21	*	31	5	10	.500	1	5	.200	7	8	.875	1	5	6	6.7	1	0	4	3	0	1	18	17.0	
South Dakota	11/27/21	*	33	6	12	.500	2	5	.400	8	10	.800	2	6	8	6.9	1	0	4	4	1	1	22	17.7	
at NC State	12/1/21	*	58	9	23	.391	1	5	.200	5	7	.714	2	7	9	7.1	3	0	0	0	1	0	24	18.5	
at Indiana	12/4/21	*	33	3	14	.214	1	5	.200	1	1	1.000	0	5	5	6.9	3	0	1	3	0	1	8	17.3	
Michigan	12/7/21	*	27	2	9	.222	0	4	.000	4	5	.800	2	4	6	6.8	0	0	1	0	0	0	8	16.4	
vs. No. 18 Auburn	12/11/21	*	29	4	12	.333	0	4	.000	6	7	.857	0	2	2	6.4	4	0	1	2	1	0	14	16.2	
Kansas State	12/19/21	*	33	4	14	.286	2	8	.250	4	7	.571	0	3	3	6.1	3	0	2	0	1	0	14	16.0	
Kennesaw State	12/22/21	*	26	4	7	.571	3	5	.600	0	1	.000	0	4	4	5.9	5	1	0	3	0	2	11	15.6	
No. 13 Ohio State	1/2/22	*	38	6	19	.316	2	6	.333	4	4	1.000	2	3	5	5.9	1	0	2	1	0	1	18	15.8	
at No. 10 Michigan St.	1/5/22	*	32	5	16	.313	1	7	.143	2	2	1.000	1	3	4	5.7	1	0	4	5	0	2	13	15.6	
at Rutgers	1/8/22	*	32	5	9	.556	1	2	.500	6	6	1.000	0	2	2	5.5	3	0	1	4	0	1	17	15.7	
Illinois	1/11/22	*	35	6	15	.400	1	2	.500	6	7	.857	2	4	6	5.5	3	0	0	1	1	0	19	15.9	
at No. 7 Purdue	1/14/22	*	34	4	9	.444	1	2	.500	0	1	.000	1	4	5	5.5	3	0	1	1	0	1	9	15.5	
Indiana	1/17/22	*	36	6	13	.462	1	4	.250	7	8	.875	1	4	5	5.5	3	0	2	4	0	0	20	15.7	
Totals			19	639	95	238	.399	22	85	.259	87	105	.829	17	87	104	5.5	45	1	31	40	8	14	299	15.7

SEASON/NEB/CAREER HIGHS		
Points		
Season:	29, Sam Houston (11/12/21)	
NEB Career:	Same	
Rebounds		
Season:	11, Southern (11/21/21)	
NEB Career:	Same	
Field Goals		
Season:	9, Two times (last, 12/1/21)	
NEB Career:	Same	
3-Point Field Goals		
Season:	4, Sam Houston (11/12/21)	
NEB Career:	Same	
Free Throws		
Season:	10, Two times (last, 11/21/21)	
NEB Career:	Same	
Free Throw Attempts		
Season:	12, Western Illinois (11/9/21)	
NEB Career:	Same	
Assists		
Season:	4, Four times (last, 1/5/22)	
NEB Career:	Same	
Steals		
Season:	2, Three times (1/5/22)	
NEB Career:	Same	
Blocks		
Season:	1, Eight times (last, 1/11/22)	
NEB Career:	Same	
Minutes Played		
Season:	58, at NC State (12/1/21)	
NEB Career:	Same	

NOTING BRYCE MCGOWENS

- *Big Ten Freshman of the Week* (Nov. 15, Nov. 29, Dec. 20)
- Five-star recruit who was a consensus top-25 player in the class of 2021 and joined his older brother, Trey, in the Husker program
- Leads all Big Ten freshmen in scoring and is second in rebounding
- Picked up his fifth 20-point game of the season in the loss to Indiana, finishing with 20 points, five rebounds and two assists
- Scored a team-high 19 points and added six rebounds in the loss to No. 25 Illinois
- Paced NU with 17 points on 5-of-9 shooting in the loss at Rutgers
- Finished with 13 points, four rebounds and career highs in both assists (four) and steals (two) at No. 10 Michigan State
- Led NU with 18 points and added five rebounds and a pair of assists in the OT loss to No. 13 Ohio State
- Totaled 14 points and a pair of assists in NU's loss to Kansas State and 14 points in the loss to No. 18 Auburn
- Went over 20 points for the fourth time this year with 24 points and nine rebounds at NC State
- Picked up his third 20-point game of the year with 22 points and a team-high 11 boards vs. South Dakota
- Finished with 18 points, six rebounds and four assists in the win over Tennessee State
- Posted his first career double-double with 18 points, 11 rebounds and four assists in the win over Southern
- Led NU with 29 points against Sam Houston, hitting 9-of-13 shot, including four 3-pointers, while adding five boards
- His 29-point effort was one off Nebraska's freshman mark (Tyronn Lue), and he is one of only two Husker players to ever have multiple 25-point games as a freshman (Dave Hoppen)
- Set Nebraska school record for most points by a freshman in his debut with 25 points, including 10-of-12 from the line, in the loss to Western Illinois
- Selected to the Iverson Classic and was a Jordan Brand Classic selection as a senior
- Totaled 2,341 points in high school, including 285 3-pointers while shooting 41 percent from beyond the arc, while also carrying a weighted 4.15 GPA
- Named Gatorade and Max Preps Player of the Year in South Carolina in 2020-21, as he averaged 21.6 points, 4.7 rebounds and 3.1 assists per contest for Legacy Early College and Coach BJ Jackson.
- Was the leading scorer at the St. James NIBC Invitational, posting 20.9 points per contest in seven appearances in a field featuring many of the country's top teams and helped the school to a 14-7 record playing a national schedule as a senior
- Spent his first three seasons at Wren High School, totaling 1,882 points and was a three-time all-state performer and two-time Region 1-AAAA Player of the Year
- His junior season was highlighted by a school-record 67-point performance in the second round of the state tournament, as he hit 22-of-28 shots from the field, including eight 3-pointers.
- His father (Bobby) played football at Clemson before transferring to South Carolina State to play both football and basketball, finishing as the school's all-time receiving leader and helped the school make two NCAA Tournament appearances
- His mother (Pam) played basketball at Western Carolina and is a high school basketball coach

#10 - KOBE WEBSTER | SR. | G | 6-0 | 176 | INDIANAPOLIS, IND.



CAREER STATS

Year	GP	GS	Min	Avg	Total			3FG	3FGA	Pct	FT	FTA	Pct	Rebounds				PF	FO	Ast	TO	Blk	Stl	Pts	Avg
					FG	FGA	Pct							Off	Def	Tot	Avg								
2017-18*	28	28	935	33.4	165	383	.431	59	161	.366	57	73	.781	10	106	116	4.1	44	0	97	63	3	20	446	15.9
2018-19*	31	31	1054	34.0	195	455	.429	76	184	.413	60	85	.706	14	123	137	4.4	60	0	97	50	1	34	526	17.0
2019-20*	26	26	876	33.7	173	415	.417	49	147	.333	50	64	.781	12	71	83	3.2	37	0	93	54	3	23	445	17.1
2020-21	27	5	627	23.2	78	204	.382	46	121	.380	17	26	.654	4	43	47	1.7	25	0	34	25	1	16	219	8.1
2021-22	17	0	341	20.1	36	95	.379	16	47	.340	14	22	.636	1	21	22	1.3	19	0	29	13	0	10	102	6.0
TOTAL	44	5	964	21.9	114	299	.381	62	168	.369	31	48	.646	5	64	69	1.6	44	0	63	38	1	26	321	7.3
All*	129	90	3833	29.7	647	1552	.417	246	660	.373	198	270	.733	41	364	405	3.1	185	0	350	205	8	103	1738	13.5

* Statistics from Western Illinois

MISC. STATS

Category	2021-22	Career*
Double-Figure Scoring	2	85
Double-Figure Rebounding	0	1
Double-Figure Assists	0	0
Double-Doubles	0	1
Led NU in Scoring	1	4
Led NU in Rebounding	1	1
Led NU in Assists	2	2
20+ Point Games	1	27
30+ Point Games	0	1
40+ Point Games	0	1

*-Includes Western Illinois

2021-22 GAME-BY-GAME TOTALS

Opponent	Date	GS	Min	TOTAL			3-PTS			FT	FTA	Pct	REBOUNDS				PF	FO	A	TO	Blk	Stl	Pts	Avg
				FG	FGA	Pct	3FG	FGA	Pct				Off	Def	Tot	Avg								
W. Illinois	11/9/21		DNP																					
Sam Houston	11/12/21		DNP																					
Creighton	11/16/21	23	8	11	.727	4	7	.571	0	0	.000	0	1	1	1.0	2	0	2	0	0	2	20	20.0	
Idaho State	11/19/21	29	3	6	.500	0	0	.000	1	1	1.000	0	3	3	2.0	3	0	5	0	0	1	7	13.5	
Southern	11/21/21	19	1	4	.250	1	3	.333	3	4	.750	1	1	2	2.0	0	0	1	0	0	2	6	11.0	
Tennessee State	11/23/21	12	1	1	1.000	0	0	.000	0	0	.000	0	3	3	2.3	1	0	1	1	0	0	2	8.8	
South Dakota	11/27/21	29	3	10	.300	1	3	.333	2	3	.667	0	0	0	1.8	1	0	3	0	0	0	9	8.8	
at NC State	12/1/21	22	3	7	.429	1	4	.250	0	0	.000	0	0	0	1.5	2	0	0	1	0	0	7	8.5	
at Indiana	12/4/21	18	3	9	.333	1	3	.333	0	0	.000	0	1	1	1.4	0	0	2	0	0	2	7	8.3	
Michigan	12/7/21	12	0	5	.000	0	4	.000	0	0	.000	0	0	0	1.3	0	0	0	0	0	0	0	7.3	
vs. No. 18 Auburn	12/11/21	15	1	3	.333	1	3	.333	2	2	1.000	0	1	1	1.2	0	0	1	3	0	0	5	7.0	
Kansas State	12/19/21	17	0	3	.000	0	2	.000	0	0	.000	0	0	0	1.1	2	0	0	0	0	1	0	6.3	
Kennesaw State	12/22/21	23	1	7	.143	1	3	.333	3	5	.600	0	2	2	1.2	2	0	1	0	0	0	6	6.3	
No. 13 Ohio State	1/2/22	31	2	6	.333	2	3	.667	2	3	.667	0	3	3	1.3	1	0	2	1	0	0	8	6.4	
at No. 10 Michigan St.	1/5/22	20	5	8	.625	2	4	.500	1	3	.333	0	4	4	1.5	2	0	2	1	0	0	13	6.9	
at Rutgers	1/8/22	18	2	4	.500	1	2	.500	0	1	.000	0	0	0	1.4	0	0	2	2	0	1	5	6.8	
No. 25 Illinois	1/11/22	14	1	2	.500	0	1	.000	0	0	.000	0	0	0	1.3	0	0	1	1	0	0	2	6.5	
at No. 7 Purdue	1/14/22	27	2	7	.286	1	3	.333	0	0	.000	0	2	2	1.4	1	0	5	2	0	1	5	6.4	
Indiana	1/17/22	11	0	2	.000	0	2	.000	0	0	.000	0	0	0	1.3	2	0	1	1	0	0	0	6.0	
Totals		0	341	36	95	.379	16	47	.340	14	22	.636	1	21	22	1.3	19	0	29	13	0	10	102	6.0

SEASON/NEB/CAREER HIGHS

Points	
Season:	20, vs. Creighton (11/16/21)
NEB Career:	23, at Northwestern (3/7/21)
College Career:	40, Omaha (2/22/20)
Rebounds	
Season:	4, at Michigan State (1/5/22)
NEB Career:	5, Rutgers (3/1/21)
College Career:	10, Two times (11/6/18)
Field Goals	
Season:	8, vs. Creighton (11/16/21)
NEB Career:	8, Two times (last, 11/16/21)
College Career:	15, Omaha (2/22/20)
3-Point Field Goals	
Season:	4, vs. Creighton (11/16/21)
NEB Career:	7, at Northwestern (3/7/21)
College Career:	Same
Free Throws	
Season:	3, South Dakota (11/27/21)
NEB Career:	3, Nevada (11/26/20)
College Career:	8, Denver (1/11/20)
Free Throw Attempts	
Season:	3, Three times (last, 1/5/22)
NEB Career:	4, Nevada (11/26/20)
College Career:	10, vs. Denver (1/11/20)
Assists	
Season:	5, Two times (last 1/22/21)
NEB Career:	5, Three times (last 1/22/21)
College Career:	8, Two times (last, 12/28/17)
Steals	
Season:	2, Two times (last, 11/21/21)
NEB Career:	3, Nevada (11/26/20)
College Career:	4, St. Mary's (11/11/17)
Blocks	
Season:	None
NEB Career:	1, at Creighton (12/11/10)
College Career:	1, Eight times (last, 12/11/20)
Minutes Played	
Season:	31, Ohio State (1/2/22)
NEB Career:	34, Three times (3/10/21)
College Career:	43, at Omaha (1/23/20)

NOTING KOBE WEBSTER

- Super senior who has made 129 appearances at the Division I level and has a better than 2-to-1 assist-to-turnover ratio in 2021-22
- Ranks 29th among active Division I players with 1,738 points as of Jan. 19
- Returning third-team Academic All-American who is pursuing a master's degree in higher education administration at Nebraska
- Played just 11 minutes in Nebraska's loss to Indiana
- Matched his NU career high with five assists and added five points at No. 7 Purdue
- Came off the bench with 13 points on 5-of-8 shooting and a season-high four rebounds at No. 10 Michigan State
- Had eight points, three rebounds and two assists in 31 minutes in the loss to No. 13 Ohio State
- Totaled seven points, two assists and two steals in the loss at Indiana
- Had seven points in 22 minutes off the bench at NC State
- Had nine points and three assists in a season-high 29 minutes against South Dakota
- Had seven points and matched his NU best with five assists in 29 minutes against Idaho State
- Made his 2021-22 debut against Creighton, finishing with 20 points on 8-of-11 shooting in 23 minutes off the bench
- Missed the first two games because of an injury, the first game he has missed in his collegiate career
- Played in all 27 games in 2020-21, including five starts, and averaged 8.1 points and 1.3 assists per game in 2020-21
- Led the Huskers in 3-point percentage (.380) and was second on the team with 46 3-pointers
- Totaled double figures 12 times, including a season-high 23 points and five assists at Northwestern, which included 7-of-12 from 3-point range, and 20 points against ACC Tournament champion Georgia Tech, when he hit 7-of-9 shots from the field, including six 3-pointers
 - Played his best basketball down the stretch, averaging 12.8 ppg on 41 percent shooting, including 43 percent from 3-point range over his final six contests.
- Three-year starter at Western Illinois, starting 85 games and earning All-Summit League honors in 2019 and 2020
- Started 26 games at WIU in 2019-20, averaging 17.1 points, 3.6 assists and 3.2 rebounds per game en route to second-team all-conference honors
 - Ranked among league leaders in scoring (sixth), assists (fifth) and assist-to-turnover ratio (1.72-to-1, fourth)
 - Had six 20-point games, including a school-record 40-point performance against Omaha, in 2019-20
 - Garnered second-team all-Summit League honors in 2018-19 after averaging 17.0 points, 4.0 rebounds and 3.1 assists per game, while finishing fifth in scoring, assist-to-turnover ratio and 3-pointers per game
- Attended Park Tudor School in Indianapolis, helping the school to a pair of state titles in 2014 and 2015 with Jaren Jackson Jr. (Michigan State) and Trevon Bluiett (Xavier)
- Started three seasons at Park Tutor, averaging 16 points, four rebounds and four assists per game as a senior to earn third-team all-state by the AP
 - Graduated with a degree in management in 2020, and was a first-team CoSIDA Academic All-District pick in 2019



CAREER STATS																										
Year	GP	GS	Min	Avg	Total			3FG	3FGA	Pct	FT	FTA	Pct	Rebounds				PF	FO	Ast	TO	Blk	Stl	Pts	Avg	
					FG	FGA	Pct							Off	Def	Tot	Avg									
2018-19*	17	0	134	7.9	11	26	.423	7	20	.350	7	9	.778	5	16	21	1.2	14	0	4	11	4	4	36	2.1	
2020-21	27	27	690	25.6	82	207	.396	48	138	.348	21	27	.778	22	101	123	4.6	69	2	17	41	15	13	233	8.6	
2021-22	18	18	407	22.6	32	94	.340	16	60	.267	12	19	.632	13	57	70	3.9	44	1	13	21	5	7	92	5.1	
TOTAL	45	45	1097	24.4	114	301	.379	64	198	.323	33	46	.717	35	158	193	4.3	113	3	30	62	20	20	325	7.2	
All*	62	45	1231	19.9	125	327	.382	71	218	.326	40	55	.727	40	174	214	3.5	127	3	34	73	24	24	361	5.8	

*-Statistics from TCU

MISC. STATS

Category	2021-22	Career*
Double-Figure Scoring	0	11
Double-Figure Rebounding	0	2
Double-Figure Assists	0	0
Double-Doubles	0	1
Led NU in Scoring	0	4
Led NU in Rebounding	3	6
Led NU in Assists	0	1
20+ Point Games	0	1
30+ Point Games	0	0
*-Includes TCU		

2021-22 GAME-BY-GAME TOTALS

Opponent	Date	GS	Min	TOTAL			3-PTS			FT	FTA	Pct	REBOUNDS				PF	FO	A	TO	Blk	Stl	Pts	Avg		
				FG	FGA	Pct	3FG	FGA	Pct				Off	Def	Tot	Avg										
W. Illinois	11/9/21	*	DNP																							
Sam Houston	11/12/21	*		18	0	4	.000	0	4	.000	0	0	.000	0	0	0	0.0	0	0	0	1	0	0	0	0.0	
Creighton	11/16/21	*		20	2	6	.333	2	4	.500	3	5	.600	0	5	5	2.5	4	0	0	1	0	0	9	4.5	
Idaho State	11/19/21	*		18	3	7	.429	2	5	.400	0	0	.000	0	2	2	2.3	0	0	2	0	0	1	8	5.7	
Southern	11/21/21	*		18	1	4	.250	0	3	.000	0	0	.000	0	1	1	2.0	1	0	0	1	0	0	2	4.8	
Tennessee State	11/23/21	*		36	1	4	.250	1	4	.250	2	2	1.000	1	4	5	2.6	2	0	2	1	1	1	5	4.8	
South Dakota	11/27/21	*		14	1	2	.500	0	0	.000	0	0	.000	0	4	4	2.8	4	0	1	2	1	0	2	4.3	
at NC State	12/1/21	*		17	3	7	.429	2	6	.333	0	0	.000	1	3	4	3.0	4	0	1	2	0	1	8	4.9	
at Indiana	12/4/21	*		14	1	4	.250	0	2	.000	0	0	.000	0	2	2	2.9	2	0	1	0	0	0	2	4.5	
Michigan	12/7/21	*		20	1	5	.200	1	5	.200	1	2	.500	1	2	3	2.9	2	0	0	1	1	0	4	4.4	
vs. No. 18 Auburn	12/11/21	*		26	2	5	.400	0	1	.000	2	2	1.000	2	5	7	3.3	1	0	1	1	0	0	6	4.6	
Kansas State	12/19/21	*		18	1	4	.250	0	3	.000	1	1	1.000	1	2	3	3.3	2	0	0	2	1	1	3	4.5	
Kennesaw State	12/22/21	*		20	2	6	.333	2	5	.400	0	0	.000	0	2	2	3.2	3	0	2	0	0	1	6	4.6	
No. 13 Ohio State	1/2/22	*		31	3	8	.375	0	4	.000	2	4	.500	3	4	7	3.5	5	1	1	1	0	0	8	4.8	
at No. 10 Michigan St.	1/5/22	*		26	1	3	.333	1	3	.333	0	0	.000	1	3	4	3.5	1	0	1	1	0	1	3	4.7	
at Rutgers	1/8/22	*		22	2	4	.500	0	2	.000	0	0	.000	0	4	4	3.5	3	0	0	3	0	0	4	4.7	
No. 25 Illinois	1/11/22	*		34	2	5	.400	2	2	1.000	0	0	.000	0	6	6	3.7	4	0	0	0	0	0	6	4.8	
at No. 7 Purdue	1/14/22	*		31	3	9	.333	1	3	.333	0	0	.000	2	6	8	3.9	3	0	1	3	1	1	7	4.9	
Indiana	1/17/22	*		25	3	7	.429	2	4	.500	1	3	.333	1	2	3	3.9	3	0	0	1	0	0	9	5.1	
Totals				18	407	32	94	.340	16	60	.267	12	19	.632	13	57	70	3.9	44	1	13	21	5	7	92	5.1

SEASON/NEB/CAREER HIGHS

Points	
Season:	9, Two times (1/17/22)
NEB Career:	25, Rutgers (3/1/21)
College Career:	Same
Rebounds	
Season:	8, at Purdue 1/14/22
NEB Career:	13, at Iowa (3/4/21)
College Career:	Same
Field Goals	
Season:	3, Five times (last, 1/17/22)
NEB Career:	9, Rutgers (3/1/21)
College Career:	Same
3-Point Field Goals	
Season:	2, Six times (last, 1/17/22)
NEB Career:	5, Rutgers (3/1/21)
College Career:	Same
Free Throws	
Season:	3, Two times (last, 1/2/22)
NEB Career:	3, four times (last, 1/2/22)
College Career:	3, five times (last, 1/2/22)
Free Throw Attempts	
Season:	5, vs. Creighton (11/16/21)
NEB Career:	Same
College Career:	Same
Assists	
Season:	2, Three times (last, 12/22/21)
NEB Career:	4, South Dakota (12/1/20)
College Career:	Same
Steals	
Season:	1, Seven times (last, 1/14/22)
NEB Career:	2, Two times (last, 2/17/21)
College Career:	2, Three times (last, 2/17/21)
Blocks	
Season:	1, Five times (last, 1/14/21)
NEB Career:	3, Wisconsin (12/22/20)
College Career:	Same
Minutes Played	
Season:	36, Tennessee State (11/23/21)
NEB Career:	37, Illinois (2/12/21)
College Career:	Same

NOTING LAT MAYEN

- Returning frontcourt starter who is finding his groove after being sidelined by an ankle injury
- Tied his season high with nine points, including 2-of-4 from 3-point range, in the loss to Indiana
- Led NU with eight rebounds and added seven points in the loss at No. 7 Purdue
- Had six points, including 2-of-2 from 3-point range, and six rebounds in the loss to No. 25 Illinois
- Finished with eight points and matched his season high with seven rebounds in the loss to No. 13 Ohio State
- Had six points, two rebounds and a pair of assists in the win over Kennesaw State
- Finished with six points and a season-high seven rebounds in 26 minutes against No. 18 Auburn
- Had eight points and four rebounds in 16 minutes at NC State
- Totaled eight points and two boards in 18 minutes in the win over Idaho State
- Had nine points and five boards in 20 minutes against Creighton
- Was one of two Huskers to start all 27 games in 2020-21, as he averaged 8.6 points and 4.5 rebounds per game
- Ranked fourth on the team in scoring and third in rebounding while shooting 35 percent from 3-point range
- Averaged 13.3 points and 6.3 rebounds per game in his final four games, shooting 40 percent from 3-point range
- Posted his first career double-double with 14 points and a career-high 13 rebounds at No. 5 Iowa
- Scorched the nets for a career-high 25 points on 9-of-11 shooting, including five 3-pointers, against Rutgers
- Rated the No. 18 JUCO player nationally in 2019-20 at Chipola (Fla.) College, as he averaged 11.8 points, 8.4 rebounds and 2.7 assists per game
- Shot 38 percent from 3-point range while posting eight double-doubles on the year
- Played in 17 games at TCU in 2018-19 before a knee injury ended his redshirt freshman season
- Was one of the top recruits in Australia in the 2017 class, as he was a four-star recruit and the No. 2 ranked player in Australia by AUSA Hoops
- Was a member of the Australian National Program, playing in the 2016 Albert Schweitzer Tournament in Germany on the U18 team and was in the U19 National Team program.
- Averaged 12.0 points, 5.3 rebounds and 0.8 assists for Basketball Australia Centre of Excellence during the 2016-17 season, shooting 39.5 percent from 3-point range

#13 - DERRICK WALKER | JR. | F | 6-9 | 239 | KANSAS CITY, MO.



CAREER STATS

Year	GP	GS	Min	Avg	Total			3FG	3FGA	Pct	FT	FTA	Pct	Rebounds				PF	FO	Ast	TO	Blk	Stl	Pts	Avg
					FG	FGA	Pct							Off	Def	Tot	Avg								
2017-18*	34	0	299	8.8	28	47	.596	0	0	.000	10	25	.400	29	46	75	2.2	43	0	9	21	7	3	66	1.9
2018-19*	30	0	160	5.3	10	19	.526	0	0	.000	5	19	.263	8	24	32	1.1	28	0	7	6	3	6	25	0.8
2020-21	16	16	332	20.8	42	70	.600	0	1	.000	10	22	.455	23	52	75	4.7	48	1	25	26	13	13	94	5.9
2021-22	19	19	494	26.0	80	113	.708	0	1	.000	26	37	.703	38	77	115	6.1	51	1	24	35	20	19	186	9.8
TOTAL	35	35	826	23.6	122	183	.667	0	2	.000	36	59	.610	61	129	190	5.4	99	2	49	61	33	32	280	8.0
All*	99	35	1285	13.0	160	249	.643	0	2	.000	51	103	.495	98	199	297	3.0	170	2	65	88	43	41	371	3.7

* Statistics from Tennessee

MISC. STATS

Category	2021-22	Career*
Double-Figure Scoring	11	15
Double-Figure Rebounding	3	3
Double-Figure Assists	0	0
Double-Doubles	3	3
Led NU in Scoring	2	2
Led NU in Rebounding	8	8
Led NU in Assists	1	3
20+ Point Games	0	0
30+ Point Games	0	0

*Includes Tennessee

2021-22 GAME-BY-GAME TOTALS

Opponent	Date	GS	Min	TOTAL			3-PTS			REBOUNDS							Avg	PF	FO	A	TO	Blk	Stl	Pts	Avg
				FG	FGA	Pct	3FG	FGA	Pct	FT	FTA	Pct	Off	Def	Tot	Avg									
W. Illinois	11/9/21	*	29	1	3	.333	0	1	.000	2	2	1.000	2	6	8	8.0	2	0	0	1	1	0	4	4.0	
Sam Houston	11/12/21	*	20	2	2	1.000	0	0	.000	3	4	.750	3	5	8	8.0	4	0	0	2	2	1	7	5.5	
Creighton	11/16/21	*	19	0	2	.000	0	0	.000	0	0	.000	3	2	5	7.0	2	0	3	1	2	0	0	3.7	
Idaho State	11/19/21	*	21	5	5	1.000	0	0	.000	4	5	.800	0	3	3	6.0	2	0	0	2	0	0	14	6.3	
Southern	11/21/21	*	22	7	8	.875	0	0	.000	1	2	.500	0	4	4	5.6	3	0	3	2	2	0	15	8.0	
Tennessee State	11/23/21	*	29	7	7	1.000	0	0	.000	2	6	.333	0	6	6	5.7	3	0	0	1	1	0	16	9.3	
South Dakota	11/27/21	*	19	6	7	.857	0	0	.000	1	1	1.000	1	4	5	5.6	1	0	0	1	1	1	13	9.9	
at NC State	12/1/21	*	50	5	8	.625	0	0	.000	2	2	1.000	4	9	13	6.5	4	0	4	3	2	2	12	10.1	
at Indiana	12/4/21	*	24	4	5	.800	0	0	.000	0	1	.000	3	1	4	6.2	4	0	0	1	0	2	8	9.9	
Michigan	12/7/21	*	19	0	0	.000	0	0	.000	1	2	.500	1	3	4	6.0	2	0	0	0	1	0	1	9.0	
vs. No. 18 Auburn	12/11/21	*	30	4	4	1.000	0	0	.000	2	2	1.000	5	5	10	6.4	3	0	4	0	2	2	10	9.1	
Kansas State	12/19/21	*	33	3	5	.600	0	0	.000	0	0	.000	3	6	9	6.6	2	0	1	6	1	1	6	8.8	
Kennesaw State	12/22/21	*	24	4	5	.800	0	0	.000	3	3	1.000	2	2	4	6.4	1	0	1	2	3	1	11	9.0	
No. 13 Ohio State	1/2/22	*	35	6	10	.600	0	0	.000	3	4	.750	3	7	10	6.6	3	0	1	3	0	4	15	9.4	
at No. 10 Michigan St.	1/5/22	*	32	8	9	.889	0	0	.000	0	0	.000	0	1	1	6.3	1	0	2	4	1	2	16	9.9	
at Rutgers	1/8/22	*	23	6	11	.545	0	0	.000	0	1	.000	2	4	6	6.3	3	0	1	0	1	1	12	10.0	
No. 25 Illinois	1/11/22	*	28	7	11	.636	0	0	.000	0	0	.000	3	4	7	6.3	2	0	2	2	0	1	14	10.2	
at No. 7 Purdue	1/14/22	*	19	3	8	.375	0	0	.000	2	2	1.000	2	2	4	6.2	5	1	2	3	0	0	8	10.1	
Indiana	1/17/22	*	19	2	3	.667	0	0	.000	0	0	.000	1	3	4	6.1	4	0	0	1	0	1	4	9.8	
Totals			19	494	80	113	.708	0	1	.000	26	37	.703	38	77	115	6.1	51	1	24	35	20	19	186	9.8

SEASON/NEB/CAREER HIGHS

Points	
Season:	16, Two times (last, 1/5/22)
NEB Career:	Same
College Career:	Same
Rebounds	
Season:	13, at NC State (12/1/21)
NEB Career:	Same
College Career:	Same
Field Goals	
Season:	8, at Michigan State (1/5/22)
NEB Career:	Same
College Career:	Same
3-Point Field Goals	
Season:	None
NEB Career:	None
College Career:	None
Free Throws	
Season:	4, Idaho State (11/19/21)
NEB Career:	Same
College Career:	Same
Free Throw Attempts	
Season:	6, Tennessee State (11/23/21)
NEB Career:	Same
College Career:	Same
Assists	
Season:	4, Two times (last, 12/11/21)
NEB Career:	6, vs. Penn State (3/10/21)
College Career:	Same
Steals	
Season:	4, Ohio State (1/2/22)
NEB Career:	Same
College Career:	Same
Blocks	
Season:	3, Kennesaw State (12/22/21)
NEB Career:	3, Two Times (last, 12/22/21)
College Career:	Same
Minutes Played	
Season:	50, at NC State (12/1/21)
NEB Career:	Same
College Career:	Same

NOTING DERRICK WALKER

- *School Record Holder for Most Consecutive Field Goals (15, Nov. 21-27, 2021)*
- Graduated from Nebraska in May of 2021 and was the first member of his family to earn a college degree
- Is putting together his best season, posting career highs in both scoring and rebounding while shooting 71 percent from the field
- Played just 19 minutes because of foul trouble against Indiana, finishing with four points and four boards
- Held to eight points in just 20 minutes at No. 7 Purdue as he battled foul trouble
- Reached double figures for the fifth straight game with 14 points, seven rebounds and two assists against No. 25 Illinois
- Had 12 points and six rebounds in 23 minutes at Rutgers as he battled foul trouble in the first half
- Matched his career high with 16 points on 8-of-9 shooting and added two steals at No. 10 Michigan State
- Posted his third double-double of the season with 15 points, 10 rebounds and a career-high four steals in the OT loss to No. 13 OSU
- Grabbed nine rebounds and had six points in 33 minutes vs. Kansas State
- Recorded his second double-double of the season against No. 18 Auburn with 10 points, 10 rebounds as well as season bests in assists (four), steals (two) and blocked shots (two) in 30 minutes
- Posted his first career double-double with 12 points and a career-high 13 rebounds along with four assists, two blocks and two steals in 50 minutes at NC State
- Reached double figures for the fourth straight game with 13 points and five boards against South Dakota
- Hit all seven shots from the field in posting a career high 16 points and six boards against Tennessee State
- Set a career high with 15 points on 7-of-8 shooting, four rebounds, three assists and two blocks in the win over Southern
- Matched his career high with 14 points on 5-of-5 shooting and three boards vs. Idaho State
- Totaled eight points, seven rebounds and two blocks in 20 minutes against Sam Houston
- Had four points and eight rebounds in the loss to Western Illinois in the season opener
- Started all 16 games after he was eligible in January of 2021, averaging 5.9 ppg on 60 percent shooting and 4.8 caroms per game
- Closed the 2020-21 season with one of his best performances of the season - an eight-point, eight-rebound, six-assist performance against Penn State in the Big Ten Tournament
- Missed NU's first 11 games after an NCAA suspension dating back from his time at Tennessee
- Played in 30 games at Tennessee in 2018-19 as the Volunteers reached the NCAA Sweet 16
- Helped the Volunteers to an SEC title in 2017-18, playing in 34 games and averaging 1.9 points and 2.2 rebounds per outing
- A four-star prospect by ESPN who played at Sunrise (Kan.) Christian Academy, averaging 14 points and seven rebounds per game in 2016-17
- Played on MOKAN Elite AAU program with NBA stars Trae Young and Michael Porter Jr.
- Spent freshman-junior years at Raytown High School, the alma mater of former Husker great and current Los Angeles Clippers Coach Tyrronn Lue



CAREER STATS																												
Year	GP	GS	Min	Avg	Total								Rebounds								PF	FO	Ast	TO	Blk	Stl	Pts	Avg
					FG	FGA	Pct	3FG	3FGA	Pct	FT	FTA	Pct	Off	Def	Tot	Avg											
2017-18*	28	3	378	13.5	53	118	.449	47	104	.452	4	7	.571	9	43	52	1.9	43	0	12	14	6	12	157	5.6			
2018-19*	25	25	751	30.0	119	278	.428	87	219	.397	27	32	.844	17	121	138	5.5	55	0	21	19	17	8	352	14.1			
2019-20*	30	28	966	32.2	157	344	.456	101	254	.398	55	69	.797	25	162	187	6.2	60	0	29	27	18	20	470	15.7			
2020-21	14	1	137	9.8	15	40	.375	12	36	.333	3	4	.750	2	14	16	1.1	4	0	5	2	1	1	45	3.2			
2021-22	8	0	71	8.9	4	14	.286	3	13	.231	1	2	.500	1	6	7	0.9	7	0	2	1	1	2	12	1.5			
TOTAL	22	1	208	9.5	19	54	.352	15	49	.306	4	6	.667	3	20	23	1.0	11	0	7	3	2	3	57	2.6			
All*	105	57	2304	21.9	348	804	.433	250	626	.399	90	114	.789	54	346	400	3.8	169	0	69	63	43	43	1036	9.9			

* Statistics from Indianapolis

MISC. STATS		
Category	2021-22	Career*
Double-Figure Scoring	0	52
Double-Figure Rebounding	0	2
Double-Figure Assists	0	0
Double-Doubles	0	2
Led NU in Scoring	0	0
Led NU in Rebounding	0	0
Led NU in Assists	0	0
20+ Point Games	0	15
30+ Point Games	0	0

*-Includes Indianapolis

2021-22 GAME-BY-GAME TOTALS																										
Opponent	Date	GS	Min	TOTAL			3-PTS			FT	FTA	Pct	REBOUNDS			Avg	PF	FO	A	TO	Blk	Stl	Pts	Avg		
				FG	FGA	Pct	3FG	3FGA	Pct				Off	Def	Tot											
W. Illinois	11/9/21	4		0	0	.000	0	0	.000	0	0	.000	0	0	0	0.0	1	0	0	0	0	0	0	0.0		
Sam Houston	11/12/21	DNP																								
Creighton	11/16/21	DNP																								
Idaho State	11/19/21	5	0	2	.000	0	2	.000	0	0	.000	0	1	1	0.5	1	0	0	0	0	0	0	0	0.0		
Southern	11/21/21	3	0	1	.000	0	1	.000	1	2	.500	0	0	0	0.3	0	0	0	0	0	0	1	0.3			
Tennessee State	11/23/21	DNP																								
South Dakota	11/27/21	DNP																								
at NC State	12/1/21	DNP																								
at Indiana	12/4/21	DNP																								
Michigan	12/7/21	DNP																								
vs. No. 18 Auburn	12/11/21	10	1	3	.333	1	3	.333	0	0	.000	0	1	1	0.5	1	0	0	0	0	0	3	1.0			
Kansas State	12/19/21	DNP																								
Kennesaw State	12/22/21	15	3	5	.600	2	4	.500	0	0	.000	0	1	1	0.6	1	0	1	0	0	1	8	2.4			
No. 13 Ohio State	1/2/22	6	0	1	.000	0	1	.000	0	0	.000	0	0	0	0.5	1	0	0	0	0	0	0	2.0			
at No. 10 Michigan St.	1/5/22	11	0	0	.000	0	0	.000	0	0	.000	0	2	2	0.7	0	0	0	0	0	1	0	1.7			
at Rutgers	1/8/22	17	0	2	.000	0	2	.000	0	0	.000	1	1	2	0.9	2	0	1	1	1	0	0	1.5			
No. 25 Illinois	1/11/22	DNP																								
at No. 7 Purdue	1/14/22	DNP																								
Indiana	1/17/22	DNP																								
Total		71	4	14	.286	3	13	.231	1	2	.500	1	6	7	0.9	7	0	2	1	1	2	12	1.5			

SEASON/NEB/CAREER HIGHS	
Points	
Season:	8, Kennesaw State (12/22/21)
NEB Career:	12, Doane (12/17/20)
College Career:	27, Elmhurst (11/14/18)
Rebounds	
Season:	2, at Two times (last, 1/8/22)
NEB Career:	6, Doane (12/17/20)
College Career:	16, Quincy (1/3/19)
Field Goals	
Season:	3, Kennesaw State (12/22/21)
NEB Career:	4, Doane (12/17/20)
College Career:	9, Three times (last, 2/20/20)
3-Point Field Goals	
Season:	2, Kennesaw State (12/22/21)
NEB Career:	4, Doane (12/17/20)
College Career:	7, Five times (last, 2/20/20)
Free Throws	
Season:	1, Southern (11/21/21)
NEB Career:	3, at Iowa (3/4/21)
College Career:	8, Two times (last, 1/9/20)
Free Throw Attempts	
Season:	2, Southern (11/21/21)
NEB Career:	3, at Iowa (3/4/21)
College Career:	9, Southern Indiana (1/9/20)
Assists	
Season:	1, Two times (last, 1/8/22)
NEB Career:	2, Doane (12/17/20)
College Career:	4, at William Jewell (2/17/18)
Steals	
Season:	1, Two times (last, 1/5/22)
NEB Career:	1, Three times (last, 1/5/22)
College Career:	4, Truman State (2/15/20)
Blocks	
Season:	1, at Rutgers (1/8/22)
NEB Career:	1, Two times (1/9/22)
College Career:	4, vs. Truman State (3/7/20)
Minutes Played	
Season:	17, at Rutgers (1/8/22)
NEB Career:	26, Doane (12/17/20)
College Career:	44, at Illinois-Springfield (2/1/20)

- NOTING TREVOR LAKES
- Is in his second season at Nebraska after transferring from Division II University of Indianapolis, but is out indefinitely with a shoulder injury
 - Played 17 minutes at Rutgers with an assist and a blocked shot
 - Was held scoreless in 11 minutes against No. 10 Michigan State
 - Came off the bench and scored a season-high eight points, including a pair of 3-pointers, in 15 minutes vs. Kennesaw State
 - Saw his first action since Nov. 21 against No. 18 Auburn, finishing with three points and a rebound in 10 minutes of work
 - Had played just 12 minutes in NU's first 10 contests
 - Was originally slated to redshirt in 2020-21, but was ruled eligible on Dec. 17, 2020, and played in 14 games, averaging 3.2 points and 1.1 rebounds per game
 - Saw more time after the departure of Teddy Allen, averaging 4.8 ppg in his final four games, including six points at No. 5 Iowa and five points at Northwestern and against Penn State at the Big Ten Tournament
 - Established season highs in points (12), rebounds (six), assists (two) and minutes (26) against Doane, when he hit 4-of-5 shots from 3-point range
 - Averaged 15.7 points and 6.2 rebounds per game last season while leading his conference in 3-pointers per game (3.4/gm) for the second straight year, helping Indianapolis to a 24-6 record and a No. 1 seed in the 2020 NCAA Division II Regional Tournament
 - Collected All-GLVC honors as a sophomore in 2018-19, as he led the team in scoring at 14.1 ppg, while pulling down 5.5 rebounds per contest. Lakes paced the conference with 3.5 3-pointers per game and shot 39.7 percent from 3-point range, while ranking among conference leaders in scoring (11th) and rebounding (12th)
 - Played at Lebanon High School, averaging 22.5 points, 6.7 rebounds and 1.5 blocks per game as a senior en route to earning IBCA Honorable Mention All-State honors

#23 - KEON EDWARDS | FR. | G | 6-7 | 204 | HOUSTON, TEXAS



CAREER STATS

Year	GP	GS	Min	Avg	Total			3FG	3FGA	Pct	FT	FTA	Pct	Rebounds			PF	FO	Ast	TO	Blk	Stl	Pts	Avg
					FG	FGA	Pct							Off	Def	Tot								
2020-21*	5	0	39	7.8	3	9	.333	1	3	.333	2	2	1.000	2	2	4	5	0	0	1	0	0	9	1.8
2021-22	13	5	90	6.9	3	17	.176	0	13	.000	1	2	.500	3	7	10	11	0	2	3	0	2	7	0.5
TOTAL	13	5	90	6.9	3	17	.176	0	13	.000	1	2	.500	3	7	10	11	0	2	3	0	2	7	0.5
All*	18	5	129	7.2	6	26	.231	1	16	.063	3	4	.750	5	9	14	16	0	2	4	0	2	16	0.9

*Statistics from DePaul

MISC. STATS

Category	2021-22	Career
Double-Figure Scoring	0	0
Double-Figure Rebounding	0	0
Double-Figure Assists	0	0
Double-Doubles	0	0
Led NU in Scoring	0	0
Led NU in Rebounding	0	0
Led NU in Assists	0	0
20+ Point Games	0	0
30+ Point Games	0	0

2021-22 GAME-BY-GAME TOTALS

Opponent	Date	GS	Min	TOTAL			3-PTS			FT	FTA	Pct	REBOUNDS			PF	FO	A	TO	Blk	Stl	Pts	Avg	
				FG	FGA	Pct	3FG	3FGA	Pct				Off	Def	Tot									
W. Illinois	11/9/21	0	6	0	0	.000	0	0	.000	0	0	.000	1	0	1	1.0	2	0	0	0	0	0	0.0	
Sam Houston	11/12/21	2	0	1	.000	0	1	.000	0	0	.000	0	0	0	0.5	2	0	0	0	0	0	0.0		
Creighton	11/16/21	5	0	1	.000	0	1	.000	0	0	.000	1	1	2	1.0	0	0	1	0	0	1	0	0.0	
Idaho State	11/19/21	* 15	1	1	1.000	0	0	.000	0	0	.000	0	0	0	0.8	1	0	0	0	0	0	2	0.5	
Southern	11/21/21	* 11	0	2	.000	0	2	.000	0	0	.000	0	1	1	0.8	1	0	0	2	0	0	0	0.4	
Tennessee State	11/23/21	* 9	1	4	.250	0	3	.000	0	0	.000	0	2	2	1.0	1	0	0	0	0	1	2	0.7	
South Dakota	11/27/21	* 12	0	3	.000	0	3	.000	0	0	.000	0	1	1	1.0	0	0	0	0	0	0	0	0.6	
at NC State	12/1/21	* 4	0	1	.000	0	1	.000	0	0	.000	1	0	1	1.0	0	0	0	0	0	0	0	0.5	
at Indiana	12/4/21	1	0	0	.000	0	0	.000	0	0	.000	0	0	0	0.9	0	0	0	0	0	0	0	0.4	
Michigan	12/7/21	11	1	3	.333	0	1	.000	0	0	.000	0	0	0	0.8	2	0	0	1	0	0	2	0.6	
vs. No. 18 Auburn	12/11/21	DNP																						
Kansas State	12/19/21	DNP																						
Kennesaw State	12/22/21	3	0	0	.000	0	0	.000	1	2	.500	0	1	1	0.8	0	0	1	0	0	0	1	0.6	
No. 13 Ohio State	1/2/22	DNP																						
at No. 10 Michigan State	1/5/22	DNP																						
at Rutgers	1/8/22	4	0	0	.000	0	0	.000	0	0	.000	0	0	0	0.8	0	0	0	0	0	0	0	0.6	
No. 25 Illinois	1/11/22	DNP																						
at No. 7 Purdue	1/14/22	7	0	1	.000	0	1	.000	0	0	.000	0	1	1	0.8	2	0	0	0	0	0	0	0.5	
Indiana	1/17/22	DNP																						
Totals		5	90	3	17	.176	0	13	.000	1	2	.500	3	7	10	0.8	11	0	2	3	0	2	7	0.5

SEASON/NEB/CAREER HIGHS

Points	
Season:	2, Three times (last, 12/7/21)
College Career:	3, at Creighton (2/24/21)
Rebounds	
Season:	2, Tennessee State (11/23/21)
College Career:	2, Two times (last, 11/23/21)
Field Goals	
Season:	1, Three times (last, 11/23/21)
College Career:	1, Five times (last, 11/23/21)
3-Point Field Goals	
Season:	None
College Career:	1, at Creighton (2/24/21)
Free Throws	
Season:	1, Kennesaw State (12/22/21)
College Career:	2, vs. UConn (3/11/21)
Free Throw Attempts	
Season:	2, Kennesaw State (12/22/21)
College Career:	2, vs. UConn (3/11/21)
Assists	
Season:	1, Two times (last, 12/23/21)
College Career:	Same
Steals	
Season:	1, Two times (last, 11/23/21)
College Career:	Same
Blocks	
Season:	None
College Career:	Same
Minutes Played	
Season:	15, Idaho State (11/19/21)
College Career:	Same

NOTING KEON EDWARDS

- Second-year player who provides the Huskers with size, shooting and athleticism from the wing and has added 20 pounds since getting on to campus in June
- Grabbed a rebound in seven minutes off the bench at No. 7 Purdue
- Has played just seven minutes since Dec. 7, with three against Kennesaw State and four against Rutgers
- Had two points in 10 minutes of work against Michigan
- Started five games replacing Trey McGowens during non-conference play
- Tallied two points and two boards in nine minutes in the win over Tennessee State
- Made his first career start against Idaho State, finishing with two points in 15 minutes of work
- Has two rebounds and an assist in five minutes against Creighton
- Grabbed an offensive rebound in his minutes of work off the bench against Western Illinois
- Reclassified in December of 2021 and played at DePaul the second semester, totaled nine points and four rebounds in 39 minutes for the Blue Demons
- Played in 14 minutes against UConn in the Big East Tournament and set season bests with three points and two rebounds at Creighton
- Was No. 41 by ESPN.com in the 2021 class before reclassifying, as he was the No. 8 small forward in the class
- Played at Hillcrest (Ariz.) Prep in 2019-20, averaging 14.3 points, 5.5 rebounds, 2.6 assists, 2.4 steals and 1.9 blocks per game while shooting 43 percent from beyond the arc
- Participated in a pair of USA Basketball Men's Junior National Team minicamps in July and October of 2019

#30 - KEISEI TOMINAGA | SO. | G | 6-2 | 178 | MORIYAMA NAGOYA AICHI, JAPAN



CAREER STATS

Year	GP	GS	Min	Avg	Total			3FG	3FGA	Pct	FT	FTA	Pct	Rebounds				PF	FO	Ast	TO	Blk	Stl	Pts	Avg
					FG	FGA	Pct							Off	Def	Tot	Avg								
2021-22	19	11	398	20.9	52	129	.403	33	92	.359	11	14	.786	3	26	29	1.5	17	0	13	7	0	21	148	7.8
TOTAL	19	11	398	20.9	52	129	.403	33	92	.359	11	14	.786	3	26	29	1.5	17	0	13	7	0	21	148	7.8

MISC. STATS

Category	2021-22	Career
Double-Figure Scoring	7	7
Double-Figure Rebounding	0	0
Double-Figure Assists	0	0
Double-Doubles	0	0
Led NU in Scoring	3	3
Led NU in Rebounding	0	0
Led NU in Assists	0	0
20+ Point Games	1	1
30+ Point Games	0	0

2021-22 GAME-BY-GAME TOTALS

Opponent	Date	GS	Min	TOTAL			3-PTS			FT	FTA	Pct	REBOUNDS				PF	FO	A	TO	Blk	Stl	Pts	Avg
				FG	FGA	Pct	3FG	3FGA	Pct				Off	Def	Tot	Avg								
W. Illinois	11/9/21	18	1	5	.200	1	5	.200	0	0	.000	0	1	1	1.0	0	0	0	0	0	0	3	3	3.0
Sam Houston	11/12/21	10	0	2	.000	0	2	.000	0	0	.000	1	1	2	1.5	0	0	0	0	0	0	0	0	1.5
Creighton	11/16/21	10	0	2	.000	0	1	.000	0	0	.000	0	0	0	1.0	0	0	0	0	0	0	1	0	1.0
Idaho State	11/19/21	17	4	7	.571	1	4	.250	2	3	.667	0	1	1	1.0	1	0	0	0	0	0	0	11	3.5
Southern	11/21/21	11	3	6	.500	2	5	.400	3	4	.750	0	2	2	1.2	1	0	0	0	0	0	0	11	5.0
Tennessee State	11/23/21	8	1	4	.250	0	2	.000	0	0	.000	0	0	0	1.0	0	0	0	0	0	0	0	2	4.5
South Dakota	11/27/21	22	8	11	.727	5	6	.833	2	2	1.000	0	0	0	0.9	2	0	2	0	2	2	23	7.1	
at NC State	12/1/21	44	5	14	.357	5	11	.455	1	1	1.000	1	1	2	1.0	1	0	0	2	0	2	2	16	8.3
at Indiana	12/4/21	*	22	2	7	.286	1	5	.200	0	0	.000	0	3	3	1.2	1	0	0	0	0	1	5	7.9
Michigan	12/7/21	*	34	4	14	.286	3	11	.273	0	0	.000	0	3	3	1.4	0	0	1	0	0	0	11	8.2
vs. No. 18 Auburn	12/11/21	*	24	1	5	.200	1	4	.250	0	0	.000	0	2	2	1.5	0	0	1	0	0	3	3	7.7
Kansas State	12/19/21	*	33	3	13	.231	2	10	.200	0	0	.000	0	4	4	1.7	1	0	0	1	0	3	8	7.8
Kennesaw State	12/22/21	*	27	7	12	.583	4	7	.571	0	0	.000	0	1	1	1.6	2	0	2	2	0	1	18	8.5
No. 13 Ohio State	1/2/22	*	17	2	5	.400	1	4	.250	2	2	1.000	0	0	0	1.5	1	0	1	0	0	0	7	8.4
at No. 10 Michigan St.	1/5/22	*	21	1	4	.250	1	4	.250	0	0	.000	0	2	2	1.5	2	0	1	1	0	1	3	8.1
at Rutgers	1/8/22	*	22	2	5	.400	2	5	.400	0	0	.000	0	1	1	1.5	2	0	2	0	0	0	6	7.9
No. 25 Illinois	1/11/22	*	26	3	6	.500	2	3	.667	0	0	.000	0	2	2	1.5	1	0	1	0	0	1	8	7.9
at No. 7 Purdue	1/14/22	*	16	4	5	.800	2	3	.667	1	2	.500	1	2	3	1.6	1	0	1	0	0	2	11	8.1
Indiana	1/17/22	*	16	1	2	.500	0	0	.000	0	0	.000	0	0	0	1.5	1	0	1	1	0	1	2	7.8
Totals		11	398	52	129	.403	33	92	.359	11	14	.786	3	26	29	1.5	17	0	13	7	0	21	148	7.8

SEASON/NEB/CAREER HIGHS

Points	
Season:	23, South Dakota (11/27/21)
Rebounds	
Season:	4, Kansas State (12/19/21)
Field Goals	
Season:	8, South Dakota (11/27/21)
3-Point Field Goals	
Season:	5, Two Times (last, 12/1/21)
Free Throws	
Season:	3, Southern (11/21/21)
Free Throw Attempts	
Season:	4, Southern (11/21/21)
Assists	
Season:	2, Three times (last, 1/8/22)
Steals	
Season:	3, Three times (last, 12/19/21)
Blocks	
Season:	None
Minutes Played	
Season:	43, at NC State (12/1/21)

NOTING KEISEI TOMINAGA

- Junior college transfer who has become a fan favorite with his shooting ability and love of basketball
- Had two points in 16 minutes in the loss to Indiana
- Led NU with 11 points - all in the second half - on 4-of-5 shooting along with three boards and two steals at No. 7 Purdue
- Had eight points, two rebounds, an assist and a steal in 26 minutes against No. 25 Illinois
- Finished with seven points and an assist in 17 minutes against No. 13 Ohio State
- Led NU with 18 points on 7-of-12 shooting, including four 3-pointers, in the win over Kennesaw State
- Totaled eight points and a career-high four rebounds in the loss to Kansas State
- Reached double figures for the fifth time in a seven-game stretch with 11 points and three boards vs. Michigan
- Had 16 points, including five 3-pointers and two steals in a career-high 44 minutes at NC State
- Keyed NU's win over South Dakota with a career-high 23 points on 8-of-11 shooting, including 5-of-6 from 3-point range, while also adding two assists and two steals in 22 minutes
- Reached double figures for the second straight game with 11 points and two boards in 11 minutes against Southern
- Had a then-season-high 11 points in 17 minutes off the bench against Idaho State
- Came off the bench in the opener vs. Western Illinois and had three points and a team-high three steals in 18 minutes of work
- Represented Japan in 3x3 Basketball in the 2020 Tokyo Olympics, finishing third in scoring (6.9 ppg), fourth in 1-point shooting (74 percent) and seventh in 3-point shooting (36 percent) in helping Japan to the medal round
 - Spent two seasons at Ranger (Texas) College, helping the program to a 22-4 record and a NJCAA National Tournament semifinals appearance in 2021, and 50 wins in two seasons at the school
 - Connected on 198 3-pointers in the last two years, hitting at a 48 percent clip in that span
 - Earned second-team NJCAA All-America honors, averaging 16.3 points per game on 51 percent shooting, ranking ninth in 3-pointer per game (3.4/gm) and 19th in 3-point percentage (48.7)
- Led Ranger to the semifinals of the 2021 NJCAA Tournament, averaging 20.3 points, 3.5 rebounds and 2.5 assists per game and earning a spot on the all-tournament team
 - Had a 39-point effort, including a school-record 11 3-pointers in 2020-21
 - Earned first-team all-conference recognition in 2019-20, averaging 16.8 ppg on 55 percent shooting, including 48 percent from 3-point range, as Ranger went 28-3 before the pandemic ended the season
 - His father, Hiroyuki, was a center on the Japan national team and played in the 1998 FIBA World Championship and played professionally in Japan for a decade

#32 - WILHELM BREIDENBACH | FR. | F | 6-10 | 227 | RANCHO SANTA MARGARITA, CALIF.



CAREER STATS

Year	GP	GS	Min	Avg	Total			Rebounds																	
					FG	FGA	Pct	3FG	3FGA	Pct	FT	FTA	Pct	Off	Def	Tot	Avg	PF	FO	Ast	TO	Blk	Stl	Pts	Avg
2021-22	10	0	157	15.7	14	39	.359	3	20	.150	6	12	.500	7	20	27	2.7	33	2	6	7	6	10	37	3.7
TOTAL	10	0	157	15.7	14	39	.359	3	20	.150	6	12	.500	7	20	27	2.7	33	2	6	7	6	10	37	3.7

MISC. STATS

Category	2021-22	Career
Double-Figure Scoring	0	0
Double-Figure Rebounding	0	0
Double-Figure Assists	0	0
Double-Doubles	0	0
Led NU in Scoring	0	0
Led NU in Rebounding	0	0
Led NU in Assists	0	0
20+ Point Games	0	0
30+ Point Games	0	0

2021-22 GAME-BY-GAME TOTALS

Opponent	Date	GS	Min	TOTAL			3-PTS			FT	FTA	Pct	REBOUNDS			PF	FO	A	TO	Blk	Stl	Pts	Avg	
				FG	FGA	Pct	3FG	FGA	Pct				Off	Def	Tot									
W. Illinois	11/9/21	11	0	3	.000	0	2	.000	0	0	.000	0	0	0	0.0	4	0	0	1	1	1	0	0.0	
Sam Houston	11/12/21	17	1	3	.333	0	1	.000	1	1	1.000	1	2	3	1.5	5	1	0	1	1	1	3	1.5	
Creighton	11/16/21	18	1	5	.200	1	3	.333	0	0	.000	0	2	2	1.7	3	0	2	0	2	0	3	2.0	
Idaho State	11/19/21	16	3	6	.500	2	5	.400	1	2	.500	1	2	3	2.0	3	0	2	0	0	0	9	3.8	
Southern	11/21/21	19	2	4	.500	0	2	.000	0	2	.000	0	4	4	2.4	3	0	1	1	0	0	4	3.8	
Tennessee State	11/23/21	10	0	2	.000	0	1	.000	0	0	.000	0	0	0	2.0	3	0	0	0	0	0	0	3.2	
South Dakota	11/27/21	21	0	0	.000	0	0	.000	3	5	.600	1	4	5	2.4	2	0	1	1	0	5	3	3.1	
at NC State	12/1/21	14	3	6	.500	0	3	.000	0	1	.000	1	1	2	2.4	5	1	0	2	1	1	6	3.5	
at Indiana	12/4/21	17	2	3	.667	0	1	.000	1	1	1.000	0	4	4	2.6	4	0	0	0	1	0	5	3.7	
Michigan	12/7/21	14	2	7	.286	0	2	.000	0	0	.000	3	1	4	2.7	1	0	0	1	0	2	4	3.7	
vs. No. 18 Auburn	12/11/21	DNP																						
Kansas State	12/19/21	DNP																						
Kennesaw State	12/22/21	DNP																						
No. 13 Ohio State	1/2/22	DNP																						
at No. 10 Michigan State	1/5/22	DNP																						
at Rutgers	1/8/22	DNP																						
No. 25 Illinois	1/11/22	DNP																						
at No. 7 Purdue	1/14/22	DNP																						
Indiana	1/17/22	DNP																						
Totals		0	157	14	39	.359	3	20	.150	6	12	.500	7	20	27	2.7	33	2	6	7	6	10	37	3.7

SEASON/NEB/CAREER HIGHS

Points	
Season:	9, Idaho State (11/19/21)
Rebounds	
Season:	5, South Dakota (11/27/21)
Field Goals	
Season:	3, Two times (last, 12/1/21)
3-Point Field Goals	
Season:	2, Idaho State (11/19/21)
Free Throws	
Season:	3, South Dakota (11/27/21)
Free Throw Attempts	
Season:	5, South Dakota (11/27/21)
Assists	
Season:	2, Idaho State (11/19/21)
Steals	
Season:	5, South Dakota (11/27/21)
Blocks	
Season:	2, Creighton (11/16/21)
Minutes Played	
Season:	21, South Dakota (11/27/21)

NOTING WILHELM BREIDENBACH

- Top 100 recruit who brings a combination of size and skill along with a high basketball IQ
- Underwent season-ending surgery on Dec. 22, as he suffered a leg injury in the second half of the Michigan game on Dec. 7
- Had four points and four rebounds against Michigan before leaving the game early in the second half
- Gave NU 17 good minutes off the bench with five points, four boards and a blocked shot against Indiana
- Had six points, two rebounds and a blocked shot in 14 minutes before fouling out at NC State
- Made a major impact vs. South Dakota without taking a shot, setting season bests in steals (five), rebounds (five) and minutes (21)
- Played just nine minutes because of foul trouble vs. Tennessee State
- Finished with four points and four rebounds in 19 minutes against Southern
- Had nine points, three boards and two assists vs. Idaho State, scoring six of his points in an 11-0 first half run
- Finished with three points, two boards, two assists and two blocked shots in 18 minutes against Creighton
- Totaled three points, three boards, a block and steal in 17 minutes against Sam Houston
- A four-star prospect, he ranked No. 75 in the 2021 ESPN100 and was ranked No. 97 nationally in the 247Sports Composite, which combines all of the major recruiting services
- Was a four-year starter at Mater Dei High School and legendary Coach Gary McKnight, scoring nearly 1,300 points and more than 750 rebounds
- Starred in a frontcourt with three Division I signees, averaging 15.5 points, 7.0 rebounds and 2.8 assists per game in 21 contests before suffering a season-ending knee injury after Mater Dei was 24-0
- Averaged 11.9 points and 8.0 rebounds per game during his junior season, as Mater Dei went 25-8 and reached the CIF Open Division Regional semifinals
- Played his AAU ball with Team Why Not on the EYBL circuit, helping the team to a runner-up finish in the 2019 Peach Jam
- Selected NU over Marquette, Michigan, Cal and Utah



CAREER STATS																										
Year	GP	GS	Min	Avg	Total									Rebounds												
					FG	FGA	Pct	3FG	3FGA	Pct	FT	FTA	Pct	Off	Def	Tot	Avg	PF	FO	Ast	TO	Blk	Stl	Pts	Avg	
2021-22	DNP																									

MISC. STATS		
Category	2021-22	Career
Double-Figure Scoring	0	0
Double-Figure Rebounding	0	0
Double-Figure Assists	0	0
Double-Doubles	0	0
Led NU in Scoring	0	0
Led NU in Rebounding	0	0
Led NU in Assists	0	0
20+ Point Games	0	0
30+ Point Games	0	0

2021-22 GAME-BY-GAME TOTALS																									
Opponent	Date	GS	Min	TOTAL			3-PTS			REBOUNDS															
				FG	FGA	Pct	3FG	FGA	Pct	FT	FTA	Pct	Off	Def	Tot	Avg	PF	FO	A	TO	Blk	Stl	Pts	Avg	
W. Illinois	11/9/21		DNP																						
Sam Houston	11/12/21		DNP																						
Creighton	11/16/21		DNP																						
Idaho State	11/19/21		DNP																						
Southern	11/21/21		DNP																						
Tennessee State	11/23/21		DNP																						
South Dakota	11/23/21		DNP																						
at NC State	12/1/21		DNP																						
at Indiana	12/4/21		DNP																						
Michigan	12/7/21		DNP																						
vs. No. 18 Auburn	12/11/21		DNP																						
Kansas State	12/19/21		DNP																						
Kennesaw State	12/22/21		DNP																						
No. 13 Ohio State	1/2/22		DNP																						
at No. 10 Michigan State	1/5/22		DNP																						
at Rutgers	1/8/22		DNP																						
No. 25 Illinois	1/11/22		DNP																						
at No. 7 Purdue	1/14/22		DNP																						
Indiana	1/17/22		DNP																						

SEASON/NEB/CAREER HIGHS	
Points	
Season:	None
Rebounds	
Season:	None
Field Goals	
Season:	None
3-Point Field Goals	
Season:	None
Free Throws	
Season:	None
Free Throw Attempts	
Season:	None
Assists	
Season:	None
Steals	
Season:	None
Blocks	
Season:	None
Minutes Played	
Season:	None

NOTING OLEG KOJENETS	
• Seven-foot center who provides frontcourt depth and an evolving skill set who is expected to redshirt	
• Was a three-star recruit by both 247Sports and Rivals and was ranked in the top-100 nationally by 247Sports prior to his senior season. He was rated No. 208 nationally and the No. 26 center nationally, in the 2020-21 247Sports Composite	
• Was limited to just nine games at Western Reserve Academy in Ohio because of COVID-19, but teamed with Wisconsin freshman Markus Ilver	
• Played for Zalgiris Kaunas' U-18 team at the 2020 adidas Next Generation Tournament, averaging 6.8 points on 50 percent shooting and 4.0 rebounds per game	
• Represented Lithuania at the 2019 FIBA U16 European Championships, averaging 9.1 points, 6.3 rebounds and 1.7 blocked shots per game while shooting 49 percent from the field	
• Both parents played at UNC Wilmington, as his father (Aleh) was a 6-foot-11 center who played in 114 games and an NCAA Tournament appearance in 2000 before playing professionally overseas	
• His mother (Jurgita), was a 6-foot-6 center who holds the school record with 10 blocked shots in a game and ranks in the top-five at UNCW for blocks in season (71, 1998-99) and career (122, 1997-2000).	

#35 - EDUARDO ANDRE | FR. | F | 6-11 | 236 | LONDON, ENGLAND



CAREER STATS

Year	GP	GS	Min	Avg	Total			3FG	3FGA	Pct	FT	FTA	Pct	Rebounds				PF	FO	Ast	TO	Blk	Stl	Pts	Avg
					FG	FGA	Pct							Off	Def	Tot	Avg								
2020-21	20	0	176	8.8	22	34	.647	0	0	.000	9	20	.450	12	31	43	2.2	41	1	9	9	5	5	53	2.7
2021-22	17	0	200	11.8	22	38	.579	0	1	.000	17	34	.500	18	40	58	3.4	38	2	6	24	4	12	61	3.6
TOTAL	37	0	376	10.2	44	72	.611	0	1	.000	26	54	.481	30	71	101	2.7	79	3	15	33	9	17	114	3.1

MISC. STATS

Category	2021-22	Career
Double-Figure Scoring	1	1
Double-Figure Rebounding	0	0
Double-Figure Assists	0	0
Double-Doubles	0	0
Led NU in Scoring	0	0
Led NU in Rebounding	1	1
Led NU in Assists	0	0
20+ Point Games	0	0
30+ Point Games	0	0

2021-22 GAME-BY-GAME TOTALS

Opponent	Date	GS	Min	TOTAL			3-PTS			FT	FTA	Pct	REBOUNDS				PF	FO	A	TO	Blk	Stl	Pts	Avg	
				FG	FGA	Pct	3FG	FGA	Pct				Off	Def	Tot	Avg									
W. Illinois	11/9/21		DNP																						
Sam Houston	11/12/21		15	3	4	.750	0	0	.000	5	6	.833	2	5	7	7.0	0	0	0	0	1	1	11	11.0	
Creighton	11/16/21		13	1	5	.200	0	0	.000	2	2	1.000	0	3	3	5.0	1	0	0	1	0	1	4	7.5	
Idaho State	11/19/21		5	0	2	.000	0	1	.000	0	0	.000	2	0	2	4.0	2	0	0	2	0	0	0	5.0	
Southern	11/21/21		13	4	5	.800	0	0	.000	0	0	.000	1	1	2	3.5	2	0	1	0	0	0	8	5.8	
Tennessee State	11/23/21		5	0	0	.000	0	0	.000	1	2	.500	1	0	1	3.0	1	0	0	1	0	0	1	4.8	
South Dakota	11/27/21		12	1	2	.500	0	0	.000	1	4	.250	2	3	5	3.3	2	0	0	0	0	0	3	4.5	
at NC State	12/1/21		DNP																						
at Indiana	12/4/21		14	1	2	.500	0	0	.000	0	0	.000	1	2	3	3.3	1	0	1	2	0	2	2	4.1	
Michigan	12/7/21		12	0	0	.000	0	0	.000	4	6	.667	4	2	6	3.6	5	1	0	2	1	1	4	4.1	
vs. No. 18 Auburn	12/11/21		12	0	2	.000	0	0	.000	0	0	.000	0	1	1	3.3	1	0	0	4	0	0	0	3.7	
Kansas State	12/19/21		7	0	0	.000	0	0	.000	0	1	.000	1	2	3	3.3	4	0	1	1	0	0	0	3.3	
Kennesaw State	12/22/21		13	1	2	.500	0	0	.000	1	2	.500	1	4	5	3.5	4	0	0	2	0	1	3	3.3	
No. 13 Ohio State	1/2/22		10	2	2	1.000	0	0	.000	0	0	.000	0	3	3	3.4	2	0	1	1	0	2	4	3.3	
at No. 10 Michigan St.	1/5/22		8	1	1	1.000	0	0	.000	2	4	.500	1	2	3	3.4	5	1	0	0	0	2	4	3.4	
at Rutgers	1/8/22		14	3	4	.750	0	0	.000	0	1	.000	0	3	3	3.4	1	0	0	2	1	1	6	3.6	
Illinois	1/11/22		12	1	2	.500	0	0	.000	0	1	.000	0	4	4	3.4	2	0	0	1	1	1	2	3.5	
at No. 7 Purdue	1/14/22		13	2	3	.667	0	0	.000	1	5	.200	0	2	2	3.3	4	0	1	4	0	0	5	3.6	
Indiana	1/17/22		21	2	2	1.000	0	0	.000	0	0	.000	2	3	5	3.4	1	0	1	1	0	0	4	3.6	
Totals			0	200	22	38	.579	0	1	.000	17	34	.500	18	40	58	3.4	38	2	6	24	4	12	61	3.6

SEASON/NEB/CAREER HIGHS

Points	
Season:	11, Sam Houston (11/12/21)
NEB Career:	Same
Rebounds	
Season:	7, Sam Houston (11/12/21)
NEB Career:	Same
Field Goals	
Season:	4, Southern (11/21/21)
NEB Career:	4, Two times (last, 11/21/21)
3-Point Field Goals	
Season:	None
NEB Career:	Same
Free Throws	
Season:	5, Sam Houston (11/12/21)
NEB Career:	Same
Free Throw Attempts	
Season:	6, Two times (last, 12/7/21)
NEB Career:	Same
Assists	
Season:	1, Six times (last, 1/17/22)
NEB Career:	2, Two times (last, 3/4/21)
Steals	
Season:	2, Two times (last 1/2/22)
NEB Career:	2, Three times (last, 1/2/22)
Blocks	
Season:	1, Four times (last, 1/11/22)
NEB Career:	2, Doane (12/17/20)
Minutes Played	
Season:	21, Indiana (1/17/22)
NEB Career:	Same

NOTING EDUARDO ANDRE

- Second-year freshman who possesses size (6-foot-11) and wingspan (7-foot-5) while adding nearly 15 pounds from last season
- Played a career-high 21 minutes against Indiana, finishing with four points and five rebounds
- Finished with five points and two rebounds in 13 minutes at No. 7 Purdue
- Totaled two points and four rebounds in 12 minutes against No. 25 Illinois
- Finished with six points on 3-of-4 shooting and three rebounds in 14 minutes at Rutgers
- Had four points, three rebounds and two steals in eight minutes at No. 10 Michigan State before fouling out
- Gave the Huskers 10 good minutes off the bench against No. 13 Ohio State with four points, three boards and two steals
- Finished with five rebounds and three points in 13 minutes against Kennesaw State
- Totaled four points and six rebounds - including four offensive boards - against Michigan
- Had three rebounds, two steals and a basket in 14 minutes at Indiana
- Gave the Huskers good minutes against South Dakota, grabbing five rebounds and adding two points in 12 minutes
- Hit 4-of-5 shots and grabbed two rebounds in 13 minutes against Southern
- Grabbed two offensive rebounds in five minutes off the bench against Idaho
- Had four points and three boards in 13 minutes against Creighton
- Put together one of his best games in the win over Sam Houston, setting career highs in points (11) and rebounds (seven) in 15 minutes, providing a spark off the bench
- Appeared in 20 games as a true freshman, averaging 2.7 points on nearly 65 percent shooting and 2.2 rebounds per game
- Played more extensively in the final stretch of the year, averaging 4.7 ppg on 80 percent shooting and 2.8 rpg over his final six contests
- Played one of his best games of the 2020-21 season against Minnesota with seven points and six boards in 15 minutes
- Made his debut against Doane on Dec. 17, 2020, finishing with nine points on 4-of-4 shooting, four rebounds and two blocked shots after missing NU's first six games due to Big Ten protocols
- Three-star recruit who averaged 10.3 points, 9.8 rebounds and 3.9 blocked shots per game at AZ Compass Prep as a high school senior in 2019-20
- Moved to America prior to his sophomore season and spent two years at Woodrow Wilson High School in Dallas, averaging 12.3 points, 11.5 rebounds and 4.3 blocks per game and was named district defensive player of the year
- Was a late bloomer to the sport, as he didn't start playing basketball competitively until he was 14 years old and grew up playing soccer
- Chose NU over offers from Illinois, Maryland and Texas A&M among others

#4 - JACKSON CRONIN | FR. | G | 6-1 | 187 | GREAT NECK, N.Y.



CAREER STATS

Year	GP	GS	Min	Avg	Total			3FG	3FGA	Pct	FT	FTA	Pct	Rebounds				PF	FO	Ast	TO	Blk	Stl	Pts	Avg
					FG	FGA	Pct							Off	Def	Tot	Avg								
2021-22	8	0	9	1.1	0	2	.000	0	0	.000	0	0	.000	0	1	1	0.1	0	0	0	0	0	0	0	0.0
TOTAL	8	0	9	1.1	0	2	.000	0	0	.000	0	0	.000	0	1	1	0.1	0	0	0	0	0	0	0	0.0

NOTING JACKSON CRONIN

- One of two walk-ons added this season, as Cronin earned first-team all-county honors after averaging 21.3 points, 8.0 rebounds and 6.1 assists per game at Great Neck North High School in 2020-21
- Was a four-year performer and two-time All-Nassau County selection, averaging more than 20 points per game as a junior and senior
- Played in the Maccabi Pan American games in 2019 for the U16 USA Team, earning a gold medal.
- Father (Steve) played collegiately at Tufts

#12 - SAM HOIBERG | FR. | G | 6-0 | 184 | LINCOLN, NEB.



CAREER STATS

Year	GP	GS	Min	Avg	Total			3FG	3FGA	Pct	FT	FTA	Pct	Rebounds				PF	FO	Ast	TO	Blk	Stl	Pts	Avg
					FG	FGA	Pct							Off	Def	Tot	Avg								
2021-22	DNP																								
TOTAL	DNP																								

NOTING SAM HOIBERG

- Walk-on who is in his first season at Nebraska after averaging 14.9 points, 4.2 rebounds and 3.8 assists at Lincoln Pius X High School in 2020-21
- Garnered honorable-mention all-state honors as a senior helping the school to an 18-4 mark and berth in the Class A (largest class) state tournament
- Was a two-year starter at Pius X, averaging 14.5 ppg, 4.5 rpg and 3.5 apg in his first season at the school after moving to Lincoln
- Is an accomplished golfer who helped Pius X to state runner-up honors in 2021
- Is the son of NU Head Coach Fred Hoiberg, who played collegiately at Iowa State and in the NBA for a decade, while his oldest brother Jack, spent four seasons at Michigan State before transferring to UT-Arlington for the 2021-22 campaign

#15 - CHRIS MCGRAW | SO. | G | 6-0 | 176 | COLUMBUS, OHIO



CAREER STATS

Year	GP	GS	Min	Avg	Total			3FG	3FGA	Pct	FT	FTA	Pct	Rebounds				PF	FO	Ast	TO	Blk	Stl	Pts	Avg
					FG	FGA	Pct							Off	Def	Tot	Avg								
2018-19*	4	0	6	1.5	0	1	.000	0	0	.000	0	0	.000	0	0	0	0.0	0	0	0	2	0	0	0	0.0
2021-22	6	0	8	1.3	0	0	.000	0	0	.000	0	0	.000	0	0	0	0.0	0	0	1	0	0	0	0	0.0
TOTAL	6	0	8	1.3	0	0	.000	0	0	.000	0	0	.000	0	0	0	0.0	0	0	1	0	0	0	0	0.0
All*	10	0	14	1.4	0	1	.000	0	0	.000	0	0	.000	0	0	0	0.0	0	0	1	2	0	0	0	0.0

* Statistics from Ohio University

NOTING CHRIS MCGRAW

- Walk-on who is in his second season at Nebraska after transferring from Division III Otterbein University, where he did not play last season because of injury
- Began his collegiate career at Ohio University in 2018-19, playing in four games and recording two assists in six minutes of action
- Was a teammate of Trey McGowens at Hargrave Military Academy in 2017-18, as the team went 33-4 and was ranked fourth nationally

#21 - JACE PIATKOWSKI | R-FR. | G | 6-3 | 177 | OMAHA, NEB.



CAREER STATS

Year	GP	GS	Min	Avg	Total			3FG	3FGA	Pct	FT	FTA	Pct	Rebounds				PF	FO	Ast	TO	Blk	Stl	Pts	Avg
					FG	FGA	Pct							Off	Def	Tot	Avg								
2020-21	10	0	18	1.8	1	1	1.000	1	1	1.000	1	2	.500	1	1	2	0.2	0	0	0	1	0	0	4	0.4
2021-22	DNP																								
TOTAL	10	0	18	1.8	1	1	1.000	1	1	1.000	1	2	.500	1	1	2	0.2	0	0	0	1	0	0	4	0.4

NOTING JACE PIATKOWSKI

- Third-year walk-on who played in 10 games in 2020-21, including seven times in Big Ten play
- Made his debut and hit a 3-pointer in a season-high four minutes against McNeese State
- Played at Elkhorn South, averaging 18.6 points and 3.3 rebounds per game as a senior, to earn honorable-mention all-state honors from the Omaha World-Herald
- His father (Eric) played at Nebraska from 1991-94 and spent 14 years in the NBA
- The elder Piatkowski ranks second in school history with 1,934 points and was a two-time All-Big Eight pick and 1994 Big Eight Tournament MVP

2021-22 BOXSCORES

WESTERN ILLINOIS 75, NEBRASKA 74



Official Basketball Box Score - Final
Western Ill. at Nebraska
11/09/21 Pinnacle Bank Arena, Lincoln
Nebraska vs. Western Ill.

Game Time: 7:01 PM
Game Duration: 2:08
Attendance: 15,332

Officials: Steve Munkins, John Floyd, Scott Selby

Western Ill. - 75

Record: 1-0

NO. Name	Min	FG M-A	3P M-A	FT M-A	Rebounds OR DR TOT	Fouls PF FD	TP	AS	TO	ST	Blocks BS BA	+/-
2 Tarnell Pearson	F 25:02	3-9	0-2	0-0	2 2 4	1 1	6	2	2	1	0	1
25 Will Carius	F 32:43	4-15	2-8	1-3	3 3 6	5 2	11	1	3	0	0	-12
44 Luka Barasic	F 19:37	5-11	2-6	0-0	2 7 9	2 1	12	1	2	1	0	0
15 Colton Sandage	G 17:54	3-9	1-6	0-0	1 2 3	5 0	7	3	1	0	0	5
5 Trenton Massner	32:49	8-16	4-8	1-3	0 8 8	5 4	21	1	4	0	0	-8
11 Jadrian Flores	15:36	1-2	0-1	0-1	2 4 6	4 2	2	2	1	2	0	-5
24 George Dixon	21:52	3-4	0-0	2-3	7 2 9	1 3	8	0	3	0	0	-9
22 KJ Lee	08:41	0-2	0-1	1-2	0 2 2	0 1	1	1	0	0	0	4
3 Cameron Burrell	20:58	3-8	0-0	1-2	5 3 8	1 4	7	0	1	2	1	10
13 Braden Lamar	04:48	0-1	0-1	0-0	0 0 0	1 0	0	0	0	1	0	-4
Team					1 1 2		0					
Totals		30-77	9-33	6-14	23 34 57	25 18	75	11	18	7	1	3

Technical Fouls: NONE

Shooting By Period	1st FG%	2nd FG%	3rd FG%	4th FG%	5th FG%
1st FG%	13-38	34.2%			
2nd FG%	3-15	20.0%			
3rd FG%	4-8	50%			
4th FG%	17-39	43.6%			
5th FG%	6-18	33.3%			
6th FG%	2-6	33.3%			
7th FG%	30-77	39.0%			
8th FG%	9-33	27.3%			
9th FG%	6-14	42.9%			
Dead Ball Rebounds:	2	0			

Nebraska - 74

Record: 0-1

NO. Name	Min	FG M-A	3P M-A	FT M-A	Rebounds OR DR TOT	Fouls PF FD	TP	AS	TO	ST	Blocks BS BA	+/-
13 Derrick Walker	F 28:13	1-3	0-1	2-2	2 6 8	2 2	4	0	1	0	1	0
0 C.J. Wilcher	G 32:12	2-4	2-4	1-2	0 3 3	3 1	7	1	3	0	0	-6
1 Alonzo Verge Jr.	G 34:28	9-20	1-2	7-9	2 11 13	2 5	26	5	3	0	1	6
2 Trey McGowens	G 25:43	3-6	0-0	3-6	1 2 3	3 5	9	0	2	3	0	3
5 Bryce McGowens	G 39:21	7-18	1-6	10-12	0 6 6	1 7	25	0	2	1	0	-6
30 Keisei Tominaga	17:53	1-5	1-5	0-0	0 1 1	0 4	3	0	0	3	0	-1
32 Wilhelm Breidenbach	11:38	0-3	0-2	0-0	0 0 0	4 1	0	0	1	1	1	0
23 Keon Edwards	06:12	0-0	0-0	0-0	1 0 1	2 0	0	0	0	0	0	3
14 Trevor Lakes	04:20	0-0	0-0	0-0	0 0 0	1 0	0	0	0	0	0	-3
Team					1 1 2		0		0			
Totals		23-59	5-20	23-31	7 30 37	18 25	74	6	12	8	3	1

Technical Fouls: NONE

Shooting By Period	1st FG%	2nd FG%	3rd FG%	4th FG%	5th FG%
1st FG%	11-33	33.3%			
2nd FG%	2-11	18.2%			
3rd FG%	8-9	88.9%			
4th FG%	12-26	46.2%			
5th FG%	3-9	33.3%			
6th FG%	15-22	68.2%			
7th FG%	23-59	39.0%			
8th FG%	5-20	25.0%			
9th FG%	23-31	74.2%			
Dead Ball Rebounds:	3	0			

	WU	NEB
Biggest lead	7 (1 st 13:57)	7 (1 st 6:54)
Best Scoring Run	9 (2 nd 10:41)	12 (1 st 11:37)
Lead Changes	12	
Times Tied	9	
Time with Lead	19:02	16:37

Points from	WU	NEB
Turnovers	16	21
Paint	42	30
Second Chance	22	8
Fast Breaks	2	13
Bench	18	3

Period by Period Scoring	1st	2nd	TOT
WU	33	42	75
NEB	32	42	74

CREIGHTON 77, NEBRASKA 69



Official Basketball Box Score - Final
Creighton at Nebraska
11/09/21 Pinnacle Bank Arena, Lincoln
Nebraska vs. Creighton

Game Time: 6:01 PM
Game Duration: 1:51
Attendance: 15,939

Officials: Pat Discoll, Tim Cougherty, Earl Watson

Creighton - 77

Record: 3-0

NO. Name	Min	FG M-A	3P M-A	FT M-A	Rebounds OR DR TOT	Fouls PF FD	TP	AS	TO	ST	Blocks BS BA	+/-	
24 Arthur Kaluma	F 12:07	2-3	0-0	0-1	0 0 0	3 1	4	0	2	0	1	0	2
44 Ryan Hawkins	F 36:22	5-10	3-7	2-2	6 4 10	3 1	15	5	0	1	2	1	7
11 Ryan Kalkbrenner	C 26:50	5-9	0-0	2-4	4 5 9	1 3	12	1	1	0	3	2	12
2 Ryan Nembhard	G 33:24	6-11	4-5	6-9	1 4 5	3 8	22	5	5	2	0	0	6
5 Alex O'Connell	G 36:55	5-14	2-8	1-2	0 9 9	0 1	13	2	4	1	0	0	8
1 KeyShawn Feazell	10:56	1-3	0-0	0-1	0 3 3	1 2	2	1	0	0	0	1	-3
4 Sherree Mitchell	16:38	2-6	0-1	0-0	0 2 2	2 1	4	0	4	0	0	1	6
23 Trey Alexander	26:48	2-4	1-2	0-1	0 8 8	1 1	5	2	0	1	1	0	2
Team					2 2 4		0						
Totals		28-60	10-23	11-20	13 37 50	14 18	77	16	16	5	7	5	8

Technical Fouls: NONE

Shooting By Period	1st FG%	2nd FG%	3rd FG%	4th FG%	5th FG%
1st FG%	15-29	51.7%			
2nd FG%	4-11	36.4%			
3rd FG%	6-11	54.5%			
4th FG%	13-31	41.9%			
5th FG%	6-12	50.0%			
6th FG%	5-9	55.6%			
7th FG%	28-60	46.7%			
8th FG%	10-23	43.5%			
9th FG%	11-20	55.0%			
Dead Ball Rebounds:	1	0			

Nebraska - 69

Record: 1-2

NO. Name	Min	FG M-A	3P M-A	FT M-A	Rebounds OR DR TOT	Fouls PF FD	TP	AS	TO	ST	Blocks BS BA	+/-	
11 Lat Mayen	F 20:40	2-6	2-4	3-5	0 5 5	4 2	9	0	1	0	0	1	-1
13 Derrick Walker	F 18:41	0-2	0-0	0-0	3 2 5	2 0	0	3	1	0	2	1	-3
1 Alonzo Verge Jr.	G 22:19	5-15	0-1	0-0	1 4 5	2 3	10	4	1	1	0	1	-13
2 Trey McGowens	G 09:42	0-2	0-0	2-2	2 1 3	0 1	2	2	1	1	1	1	-9
5 Bryce McGowens	G 28:44	3-10	0-3	0-0	0 5 5	3 0	6	0	1	0	0	0	-7
32 Wilhelm Breidenbach	17:11	1-5	1-3	0-0	0 2 2	3 1	3	2	0	0	2	0	-7
0 C.J. Wilcher	31:56	6-11	3-6	0-0	1 3 4	1 2	15	1	1	2	0	1	-3
30 Keisei Tominaga	10:20	0-2	0-1	0-0	0 0 0	0 1	0	0	0	1	0	0	1
35 Eduardo Andre	12:36	1-5	0-0	2-2	0 3 3	1 1	4	0	1	1	0	1	-13
10 Kobe Webster	22:48	8-11	4-7	0-0	0 1 1	2 3	20	2	0	2	0	0	9
23 Keon Edwards	05:03	0-1	0-0	1-1	2 1 2	0 0	0	1	0	1	0	0	7
Team					1 0 1		0		0				
Totals		26-70	10-26	7-9	9 27 36	18 14	69	15	7	9	5	7	-8

Technical Fouls: NONE

Shooting By Period	1st FG%	2nd FG%	3rd FG%	4th FG%	5th FG%
1st FG%	12-36	33.3%			
2nd FG%	8-15	53.3%			
3rd FG%	4-5	80%			
4th FG%	14-34	41.2%			
5th FG%	2-11	18.2%			
6th FG%	3-4	75%			
7th FG%	26-70	37.1%			
8th FG%	10-26	38.5%			
9th FG%	7-9	77.8%			
Dead Ball Rebounds:	0	0			

	CRE	NEB
Biggest lead	19 (1 st 10:27)	4 (1 st 18:45)
Best Scoring Run	13 (1 st 15:10)	9 (1 st 4:42)
Lead Changes	1	
Times Tied	1	
Time with Lead	37:09	01:27

Points from	CRE	NEB
Turnovers	7	24
Paint	34	30
Second Chance	12	9
Fast Breaks	10	8
Bench	11	42

Period by Period Scoring	1st	2nd	TOT
CRE	40	37	77
NEB	36	33	69

NEBRASKA 74, SAM HOUSTON 65



Official Basketball Box Score - Final
Sam Houston at Nebraska
11/12/21 Pinnacle Bank Arena, Lincoln, NE
Nebraska vs. Sam Houston

Game Time: 7:31 PM
Game Duration: 2:10
Attendance: 15,474

Officials: Tim Stewart, Bryan Anselinger, Kirk Smith

Sam Houston - 65

Record: 1-1

NO. Name	Min	FG M-A	3P M-A	FT M-A	Rebounds CR DR TOT	Fouls PF FD	TP	AS	TO	ST	Blocks BS BA	+/-	
12 Tristan Ikeye	F 26:33	2-4	0-0	0-0	3 3 6	5 1	4	1	1	1	1	0	-9
1 Savion Flagg	G 35:37	12-22	5-10	2-6	3 8 11	2 5	31	2	6	1	0	2	-12
3 Demarkus Lampley	G 35:58	2-14	2-9	1-2	0 4 4	2 0	7	2	2	0	0	2	-13
11 Javon May	G 18:47	3-5	0-1	2-2	2 1 3	4 1	8	1	0	0	0	0	-15
14 Donte Powers	G 16:41	1-7	1-4	0-0	2 3 5	4 2	3	1	2	0	0	1	6
13 Jaden Ray	27:46	3-6	0-2	0-0	0 1 1	1 4	2	6	3	4	1	0	-9
40 Kian Scroggins	13:11	0-0	0-0	2-4	1 7 8	5 3	2	0	1	0	0	0	0
2 Jarren Cook	16:20	1-4	1-4	1-2	1 0 1	1 1	4	0	0	0	0	0	1
10 Damon Nicholas Jr.	05:51	0-2	0-0	0-0	1 0 1	2 0	0	0	0	1	0	0	7
54 Kuba Karwowski	05:16	0-0	0-0	0-0	0 0 0	1 0	0	0	1	0	0	0	-1
Team					3 2 5		0						
Totals		24-64	9-30	8-16	16 29 45	30 15	65	10	18	4	1	6	-9

Technical Fouls: Team 2nd 9:01

Shooting By Period	1st FG%	2nd FG%	3rd FG%	4th FG%	5th FG%
1st FG%	11-32	34.4%			
2nd FG%	7-17	41.2%			
3rd FG%	3-4	75%			
4th FG%	13-32	40.6%			
5th FG%	2-13	15.4%			
6th FG%	5-12	41.7%			
7th FG%	24-64	37.5%			
8th FG%	9-30	30.0%			
9th FG%	8-16	50.0%			
Dead Ball Rebounds:	2	0			

Nebraska - 74

Record: 1-1

NO. Name	Min	FG M-A	3P M-A	FT M-A	Rebounds OR DR TOT	Fouls PF FD	TP	AS	TO	ST	Blocks BS BA	+/-
11 Lat Mayen	F 18:12	0-4	0-4	0-0	0 0 0	0 0	0	0	1	0	0	8
13 Derrick Walker	F 19:39	2-2	0-0	3-4	3 5 8	4 4	7	0	2	1	2	11
1 Alonzo Verge Jr.	G 30:26	4-16	0-4	5-8	0 1 1	1 6	13	7	3	4	0	17
2 J. C. Givens	G 32:50	2-5	0-0	0-0	1 1 2	2 2	2	0	0	0	0	15
5 Bryce McGowens	G 35:42	1-9	0-7	7-9	1 4 5	2 7	29	1	1	0	0	10
0 C.J. Willicher	18:48	1-4	0-3	1-2	3 4 0	1 3	0	1	1	0	-3	
30 Keisel Tominga	10:08	0-2	0-2	0-0	1 1 2	0 0	0	0	0	0	-9	
32 Wilhelm Breidenbach	16:59	1-3	0-1	1-1	1 2 3	5 2	3	0	1	1	0	3
23 Keon Edwards	02:16	0-1	0-0	0-0	0 0 0	2 0	4	0	0	0	-2	
35 Eduardo Adams	15:00	3-4	0-0	5-6	2 0 2	7 0	1	1	2	1	1	6
Team					10 10 40			0	0			
Totals		22-54	4-22	26-36	10 10 40	16 30	74	10	11	8	6	1

NEBRASKA 82, SOUTHERN 59



Official Basketball Box Score - Final
Southern U. at Nebraska
11/21/21 Pinnacle Bank Arena, Lincoln
Nebraska vs. Southern

Game Time: 3:01 PM
Game Duration: 1:53
Attendance: 15,265

Officials: Larry Scrotto, Kelly Pfeiffer, King Whetstone

Southern U. - 59

Record: 1-4

NO. Name	Min	FG M-A	3P M-A	FT M-A	Rebounds OR DR TOT	Fouls PF FD	TP	AS	TO	ST	Blocks BS BA	+/-
0 Terrell Williams Jr.	F 33:57	3-10	0-2	2-2	0 4 4	4 2 8	2	2	2	0	0	-28
12 Damien Sears	F 16:20	0-2	0-0	0-0	1 2 3	3 0 0	0	0	2	0	0	-9
3 P.J. Byrd	G 34:08	1-6	0-2	0-0	1 4 5	2 1 2	6	2	0	0	0	-16
5 Jayden Saddler	G 30:10	4-12	0-0	0-0	1 4 5	3 4 8	3	3	0	0	0	-20
35 Tyrone Lyons	G 20:04	4-9	1-2	0-0	2 2 2	2 1 9	0	0	0	1	1	-16
22 Brian Whitley	23:45	5-14	1-1	3-3	1 2 3	3 3 17	1	2	1	0	0	-5
2 J'Quan Ewing	23:40	4-7	0-1	2-2	2 3 5	1 3 10	0	4	1	0	0	-14
4 Isaiah Rollins	06:33	0-3	0-2	0-0	0 1 1	3 0 0	0	0	0	0	0	-6
30 Brendon Brooks	08:16	1-1	1-1	1-1	0 0 0	1 3 4	0	0	0	0	0	-5
20 Gavin Harris	03:07	0-1	0-0	1-2	0 0 0	1 1 1	1	0	1	0	0	4
Team					2 0 2		0					
Totals		22-65	6-21	9-10	8 22 30	23 18 59	12	16	5	1	3	-23

Technical Fouls: NONE

Shooting By Period	1st FG%	2nd FG%	3rd FG%	4th FG%	5th FG%
1st FG%	10-30 33.3%				
3PT%	1-7 14.3%				
2nd FG%	12-35 34.3%				
3PT%	5-14 35.7%				
FT%	8-9 88.9%				
GM FG%	22-65 33.8%				
3PT%	6-21 28.6%				
FT%	9-10 90.0%				
Dead Ball Rebounds:	10				

Nebraska - 82

Record: 3-2

NO. Name	Min	FG M-A	3P M-A	FT M-A	Rebounds OR DR TOT	Fouls PF FD	TP	AS	TO	ST	Blocks BS BA	+/-
11 Lat Mayen	F 17:07	1-4	0-3	0-0	0 1 1	1 0 2	0	1	0	0	0	9
13 Derrick Walker	F 22:46	7-8	0-0	1-2	0 4 4	3 15	3	2	0	2	0	-21
23 Keon Edwards	F 10:24	0-2	0-2	0-0	0 1 1	1 0 0	0	0	2	0	0	4
1 Alonzo Verge Jr.	G 24:53	4-5	0-0	6-6	0 6 6	1 3 14	4	4	0	0	0	23
5 Bryce McGowens	G 30:35	4-9	0-4	10-10	1 10 11	4 8 18	4	4	2	1	1	24
0 C.J. Wilcher	25:21	1-3	1-3	0-0	0 2 2	2 0 3	4	1	0	0	0	22
10 Kobe Webster	19:03	1-4	1-3	3-4	1 1 2	0 2 6	1	0	2	0	0	9
30 Keisel Tominaga	11:01	3-6	2-5	3-4	0 2 2	1 2 11	0	0	0	0	0	8
32 Wilhelm Breidenbach	19:11	2-4	0-2	0-2	0 4 4	3 1 4	1	1	0	0	0	5
35 Eduardo Andre	12:59	4-5	0-0	0-0	1 1 2	2 3 8	1	0	0	0	0	7
11 Trevor Lakes	03:13	0-1	0-1	1-2	0 0 0	0 0 1	1	0	0	0	0	-1
4 Jackson Cronin	02:25	0-0	0-0	0-0	0 1 0	0 0 0	0	0	0	0	0	-5
15 Chris McGraw	01:02	0-0	0-0	0-0	0 0 0	0 0 0	0	0	0	0	0	-3
Team					0 2 2		0					
Totals		27-51	4-23	24-30	3 35 38	18 23 82	18	15	4	3	1	23

Technical Fouls: NONE

Biggest lead	SOU	NEB	Points from Turnovers	SOU	NEB	Period by Period Scoring
Biggest lead	0 (1 st 20:00)	28 (2 nd 2:34)	6	23		
Best Scoring Run	7 (2 nd 17:08)	9 (2 nd 13:35)	20	46		
Lead Changes	0	3	4			
Times Tied	1		5	13		
Time with Lead	00:00	39:30	32	33		
Period by Period Scoring			1st	2nd	TOT	
			SOU	22	37	59
			NEB	39	43	82

NEBRASKA 79, TENNESSEE STATE 73



Official Basketball Box Score - Final
Tennessee St. at Nebraska
11/23/21 Pinnacle Bank Arena, Lincoln
Nebraska vs. Tennessee State

Game Time: 8:03 PM
Game Duration: 2:06
Attendance: 15,236

Officials: Chris Beaver, Edwin Young, Michael Kells Jr.

Tennessee St. - 73

Record: 1-4

NO. Name	Min	FG M-A	3P M-A	FT M-A	Rebounds OR DR TOT	Fouls PF FD	TP	AS	TO	ST	Blocks BS BA	+/-
4 Christian Brown	F 17:22	1-3	1-3	0-0	0 1 1	1 0 3	0	1	1	0	0	-16
11 Kassim Nicholson	F 34:24	6-13	1-4	0-0	5 5 10	3 2 13	1	2	0	0	0	-2
24 Julien Dupree	F 15:37	1-5	0-2	0-0	1 5 6	3 1 2	1	1	1	0	0	-14
1 Marcus Fitzgerald Jr.	G 26:16	3-7	2-5	1-6	0 2 2	1 3 9	1	4	1	0	0	-25
21 Kenny Cooper	G 34:55	3-5	2-2	1-2	0 3 3	3 1 9	8	1	0	1	0	1
2 Carlos Marshall, Jr.	22:34	2-11	1-6	4-4	0 0 0	5 2 9	1	1	0	0	2	4
23 Emmanuel Dowuona	20:41	2-5	0-0	1-2	4 7 11	2 2 5	0	1	0	1	0	4
20 Dedric Boyd	20:36	8-15	6-11	1-1	0 2 2	2 2 23	1	0	0	0	0	12
15 Hecry Miller	03:57	0-0	0-0	0-0	0 0 0	0 0 0	0	1	1	0	0	1
44 David Acosta	03:38	0-0	0-0	0-0	0 0 0	1 0 0	0	1	0	0	0	5
Team					2 0 2		0					
Totals		26-64	13-33	8-15	12 25 37	21 13	73	15	13	3	2	-6

Technical Fouls: NONE

Shooting By Period	1st FG%	2nd FG%	3rd FG%	4th FG%	5th FG%
1st FG%	13-32 40.6%				
3PT%	10-19 52.6%				
FT%	5-7 71.4%				
2nd FG%	13-32 40.6%				
3PT%	3-14 21.4%				
FT%	3-8 37.5%				
GM FG%	26-64 40.6%				
3PT%	13-33 39.4%				
FT%	8-15 53.3%				
Dead Ball Rebounds:	4				

Nebraska - 79

Record: 4-2

NO. Name	Min	FG M-A	3P M-A	FT M-A	Rebounds OR DR TOT	Fouls PF FD	TP	AS	TO	ST	Blocks BS BA	+/-
11 Lat Mayen	F 35:49	1-4	1-4	2-2	1 4 5	2 2 5	2	1	1	1	0	12
13 Derrick Walker	F 29:30	7-7	0-0	2-6	0 6 6	3 16	0	1	0	1	0	18
23 Keon Edwards	F 09:18	1-4	0-3	0-0	0 2 2	1 1 2	0	0	1	0	0	14
1 Alonzo Verge Jr.	G 32:47	7-11	1-3	3-7	1 4 5	0 6 18	10	2	3	0	1	2
5 Bryce McGowens	G 31:28	5-10	1-5	7-8	1 0 2	6 16 4	3	1	0	1	0	7
0 C.J. Wilcher	26:46	5-10	3-7	2-2	0 4 4	1 2 15	1	1	0	0	0	-12
32 Wilhelm Breidenbach	09:23	0-2	0-1	0-0	0 0 0	0 3 0	0	0	0	0	0	-14
35 Eduardo Andre	05:09	0-0	0-0	1-2	1 0 1	1 1 1	0	1	0	0	0	-5
30 Keisel Tominaga	08:00	1-4	0-2	0-0	0 0 0	0 0 0	2	0	0	0	0	0
10 Kobe Webster	11:50	1-1	0-0	0-0	0 3 3	1 0 2	1	1	0	0	0	8
Team					2 1 3		0					
Totals		28-53	6-25	17-27	6 29 35	13 21 79	18	10	6	2	2	6

Technical Fouls: NONE

Biggest lead	TSU	NEB	Points from Turnovers	TSU	NEB	Period by Period Scoring
Biggest lead	4 (1 st 2:18)	10 (1 st 16:11)	12	21		
Best Scoring Run	9 (1 st 13:21)	9 (1 st 16:11)	18	34		
Lead Changes	10	11	9			
Times Tied	7		5	9		
Time with Lead	07:24	28:50	37	20		
Period by Period Scoring			1st	2nd	TOT	
			TSU	41	32	73
			NEB	38	41	79

NEBRASKA 83, SOUTH DAKOTA 70



Official Basketball Box Score - Final
South Dakota at Nebraska
11/21/21 Pinnacle Bank Arena, Lincoln
Nebraska vs. South Dakota

Game Time: 1:01 PM
Game Duration: 1:53
Attendance: 15,685

Officials: Donnie Epley, Bill Bi, John Floyd

South Dakota - 70

Record: 4-2

NO. Name	Min	FG M-A	3P M-A	FT M-A	Rebounds OR DR TOT	Fouls PF FD	TP	AS	TO	ST	Blocks BS BA	+/-
12 Hunter Goodrick	F 25:58	2-2	0-0	2-7	2 5 7	3 5 6	3	3	1	0	0	-4
34 Taseo Kamaterso	F 25:13	3-6	2-4	0-0	1 4 5	0 2 8	3	1	1	0	0	-15
3 Xavier Fuller	G 31:54	2-11	1-2	3-6	2 5 7	4 6 8	0	5	1	0	0	-11
5 Kruz Perrott-Hunt	G 37:06	7-17	4-9	1-1	0 6 6	4 1 19	3	3	1	1	1	-15
11 Mason Archambault	G 23:51	4-10	4-9	0-0	0 2 2	5 1 12	3	1	3	0	0	4
0 Boogie Anderson	20:01	0-5	0-0	0-0	0 1 1	0 0 1	1	1	0	0	0	-15
25 Damani Hayes	13:24	2-2	0-0	0-0	4 1 5	1 0 4	1	0	1	0	0	-11
20 Max Burchill	06:23	1-2	1-1	0-0	1 0 1	1 0 3	1	0	0	0	0	-4
32 Kanon Koster	00:45	0-0	0-0	0-0	0 1 1	0 0 0	0	0	0	0	0	-2
32 Nikola Zizic	11:25	4-4	0-0	2-2	1 2 3	3 1 10	1	2	0	0	0	9
Team					2 0 2		0					
Totals		25-59	12-25	8-16	13 27 40	21 16 70	16	18	8	1	4	-13

Technical Fouls: NONE

Shooting By Period	1st FG%	2nd FG%	3rd FG%	4th FG%	5th FG%
1st FG%	12-27 44.4%				
3PT%	6-13 46.2%				
FT%	5-7 71.4%				
2nd FG%	13-32 40.6%				
3PT%	6-12 50.0%				
FT%	3-9 33.3%				
GM FG%	25-59 42.4%				
3PT%	12-25 48.0%				
FT%	8-16 50.0%				
Dead Ball Rebounds:	3				

Nebraska - 83

Record: 5-2

NO. Name	Min	FG M/A	3P M/A	FT M/A	Reb OR OR TOT	Fouls PF FD	TP	AS	TO	ST	Blocks BS BA	+/-	
11 Lat Mayen	F 14:24	1-2	0-0	0-0	0 4 4	4 1 2	1	2	0	0	0	1	0
13 Derrick Walker	F 19:21	6-7	0-0	1-1	1 4 5	1 1 13	0	1	1	1	0	0	5
23 Keon Edwards	F 11:54	0-3	0-3	0-0	0 1 1	0 0 0	0	0	0	0	0	0	-3
1 Alonzo Verge Jr.	G 16:17	1-7	0-3	1-1	0 2 2	2 2 3	5	2	1	0	0	0	3
5 Bryce McGowens	G 33:30	6-12	2-5	8-10	2 6 8	1 6 22	4	4	1	1	1	1	10
0 C.J. Wilcher	19:59	2-6	1-3	0-0	3 1 4	0 5 2	0	0	0	0	0	0	7
10 Kobe Webster	28:38	3-10	1-3	2-3	0 0 0	1 2 9	3	0	0	0	0	0	13
32 Wilhelm Breidenbach	20:53	0-0	0-0	3-5	1 4 5	2 3 11	1	1	5	0	0	0	8
35 Eduardo Andre	11:48	1-2	0-0	1-4	2 3 5	2 3 0	0	0	0	0	0	0	-1
30 Keisel Tominaga	22:14	8-11	5-6	2-2	0 0 0	2 1 23	2	0	2	0	0	0	17
4 Jackson Cronin	00:31	0-1	0-0	0-0	0 0 0	0 0 0	0	0	0	0	0	0	0
15 Chris McGraw	00:31	0-0	0-0	0-0	0 0 0	0 0 0	0	0	0	0	0	0	0
Team					0 1 1	0 0 0	0	0	0	0	0	0	0
Totals		28-61	9-23	18-26	9 26 35	16 21 83	18	10	4	1	4	1	13

2021-22 BOXSCORES

INDIANA 68, NEBRASKA 55



Official Basketball Box Score - Final
Nebraska at Indiana
12/04/21 Simon Skjold Assembly Hall, Bloomington, Ind.
2021-22 Men's Basketball

Game Time: 12:00 PM
Game Duration: 1:49
Attendance: 17,282

Officials: Paul Szlez, Chris Beaver, Brandon Cruz

Nebraska - 55

Record: 5-4 (0-1)

NO.	Name	Min	FG	3P	FT	Rebounds	Fouls	TP	AS	TO	ST	Blocks	BS	BA	+	-
			M-A	M-A	M-A	OR DR TOT	PF FD									
11	Lat Mayen	F 13:56	1-4	0-2	0-0	0 2 2	2 0	2	1	0	0	0	1	1	1	
13	Derrick Walker	F 23:40	4-5	0-0	0-1	3 1 4	4 2	8	0	1	2	0	0	0	-7	
1	Alonzo Verge Jr.	G 33:09	6-13	1-2	2-2	0 5 5	3 4	15	3	6	0	0	0	0	-5	
5	Bryce McGowens	G 33:04	3-14	1-5	1-1	0 5 5	3 3	8	1	3	1	0	0	0	-4	-16
30	Keisel Tominaga	G 21:47	2-7	1-5	0-0	0 3 3	1 0	5	0	0	1	0	0	0	-4	
0	C.J. Wilcher	23:48	1-4	1-4	0-0	0 3 3	0 0	3	1	2	1	0	0	0	-13	
10	Kobe Webster	18:04	3-9	1-3	0-0	0 1 1	0 1	7	2	0	2	0	0	0	-11	
35	Eduardo Andre	14:27	1-2	0-0	0 0	1 2 3	1 1	2	1	2	2	0	0	0	-7	
32	Wilhelm Breidenbach	16:51	2-3	0-1	1-1	0 4 4	4 4	1	5	0	0	0	1	0	-5	
23	Keon Edwards	01:14	0-0	0-0	0 0	0 0 0	0 0	0	0	0	0	0	0	0	2	
Team						1 1 2			0	0						
Totals			23-61	5-22	4-5	5 27 32	18 12	55	9	14	9	1	5	1	-13	

Technical Fouls: NONE

Shooting By Period			
1 st FG%	9-30	30.0%	
3PT%	1-10	10.0%	
FT%	3-3	100%	
2 nd FG%	14-31	45.2%	
3PT%	4-12	33.3%	
FT%	1-2	50%	
GM FG%	23-61	37.7%	
3PT%	5-22	22.7%	
FT%	4-5	80.0%	

Dead Ball Rebounds: 0, 0

Indiana - 68

Record: 7-1 (1-0)

NO.	Name	Min	FG	3P	FT	Rebounds	Fouls	TP	AS	TO	ST	Blocks	BS	BA	+	-
			M-A	M-A	M-A	OR DR TOT	PF FD									
12	Miller Kopp	F 23:53	0-5	0-2	0-0	1 2 3	1 1	0	3	4	0	0	1	0	0	
23	Trayce Jackson-Davis	F 35:22	5-11	0-0	4-5	0 7 7	1 4	14	0	4	3	4	0	6		
25	Race Thompson	F 30:06	5-9	0-2	1-2	2 9 11	1 4	11	2	0	1	1	0	12		
0	Xavier Johnson	G 15:32	1-5	0-1	6-6	1 5 6	3 4	8	0	1	1	0	0	7		
45	Parker Stewart	G 24:45	3-7	3-6	0-0	0 3 3	2 0	9	0	0	0	0	0	2		
1	Rob Phinisee	24:28	2-7	1-3	0-0	2 2 4	2 1	5	3	2	1	0	0	6		
3	Anthony Leal	12:23	1-1	1-1	0-0	0 1 1	1 0	3	2	1	1	0	0	9		
53	Tamar Bates	24:39	4-9	3-7	2-2	0 0 0	0 2	19	0	1	0	0	0	16		
22	Jordan Geronimo	05:32	1-2	0-0	1-2	1 1 2	1 1	3	0	1	0	0	0	4		
2	Michael Durr	03:20	1-1	0-0	0-0	1 1 2	0 1	2	0	0	0	0	0	3		
Team						0 2 2			0	1						
Totals			23-57	8-22	14-17	8 33 41	12 18	68	10	15	7	5	1	13		

Technical Fouls: NONE

	NEB	IND
Biggest lead	10 (1 st 13:26)	15 (2 nd 9:13)
Best Scoring Run	9 (1 st 15:45)	8 (2 nd 9:13)
Lead Changes	2	
Times Tied	2	
Time with Lead	12:30	24:34

Points from Turnovers	NEB	IND
	11	21
Paint	26	28
Second Chance	6	6
Fast Breaks	9	12
Bench	17	26

Period by Period Scoring	1st	2nd	TOT
NEB	22	33	55
IND	26	42	68

MICHIGAN 102, NEBRASKA 67



Official Basketball Box Score - Final
Michigan at Nebraska
12/07/21 Pinnacle Bank Arena, Lincoln
Nebraska vs. Michigan

Game Time: 6:01 PM
Game Duration: 1:56
Attendance: 15,428

Officials: Rob Riley, Keith Kinkade, Rob Kueneman

Michigan - 102

Record: 6-3 (1-0)

NO.	Name	Min	FG	3P	FT	Rebounds	Fouls	TP	AS	TO	ST	Blocks	BS	BA	+	-
			M-A	M-A	M-A	OR DR TOT	PF FD									
23	Brandon Johns Jr.	F 21:00	6-9	2-3	6-7	1 4 5	3 5	20	0	2	1	0	1	12		
1	Hunter Dickinson	C 29:04	7-14	1-3	0-0	6 6 12	2 3	15	3	2	0	1	2	17		
12	DeVante' Jones	G 25:02	1-5	1-3	0-0	2 3 5	2 3	3	8	0	3	1	0	25		
22	Caleb Houston	G 27:00	6-9	4-7	0-0	0 6 6	2 0	16	3	3	2	0	0	22		
55	Eli Brooks	G 27:29	3-10	2-8	2-2	1 2 3	1 2	10	2	0	0	0	0	25		
5	Terrance Williams II	21:52	9-12	3-3	1-1	2 3 5	0 1	22	3	1	0	0	0	34		
10	Frankie Collins	14:58	1-4	0-1	0-2	0 2 2	3 1	2	3	0	0	0	0	10		
3	Zeb Jackson	15:07	2-4	1-3	0-0	0 5 5	2 0	5	1	2	0	0	0	18		
2	Kobe Bufkin	10:24	2-5	1-1	0-0	1 5 6	1 0	5	1	2	1	0	0	5		
44	Jaron Faulds	06:36	2-4	0-0	0-0	1 0 1	2 0	4	0	0	0	0	0	7		
13	Ian Burns	01:28	0-0	0-0	0-0	0 0 0	0 0	0	1	0	0	0	0	2		
Team						1 3 4			0	0						
Totals			39-76	15-32	9-12	15 39 54	18 15	102	25	17	2	3	35			

Technical Fouls: NONE

Shooting By Period			
1 st FG%	18-36	50.0%	
3PT%	9-22	40.9%	
FT%	6-6	100%	
2 nd FG%	21-40	52.5%	
3PT%	6-10	60.0%	
FT%	3-6	50%	
GM FG%	39-76	51.3%	
3PT%	15-32	46.9%	
FT%	9-12	75.0%	

Dead Ball Rebounds: 1, 0

Nebraska - 67

Record: 5-5 (0-2)

NO.	Name	Min	FG	3P	FT	Rebounds	Fouls	TP	AS	TO	ST	Blocks	BS	BA	+	-
			M-A	M-A	M-A	OR DR TOT	PF FD									
11	Lat Mayen	F 20:17	1-5	1-5	1-2	1 2 3	2 2	4	0	1	0	1	0	-14		
13	Derrick Walker	F 18:14	0-0	0-0	1-2	1 3 4	2 1	1	0	0	1	0	0	-13		
1	Alonzo Verge Jr.	G 29:50	12-21	1-3	6-6	2 6 8	2 6	31	3	4	0	0	1	-22		
5	Bryce McGowens	G 27:05	2-9	0-4	4-5	2 4 6	4 4	8	1	0	0	0	1	-23		
30	Keisel Tominaga	G 33:24	4-14	3-11	0-0	0 3 3	0 0	11	1	0	0	0	0	-25		
0	C.J. Wilcher	16:09	1-8	0-5	0-0	0 2 2	0 0	2	0	0	1	0	0	-20		
35	Eduardo Andre	11:56	0-0	0-0	4-6	4 2 6	5 3	4	0	2	1	0	0	-13		
32	Wilhelm Breidenbach	14:18	2-7	0-2	0-0	3 1 4	1 2	4	0	1	2	0	0	-14		
10	Kobe Webster	11:47	0-5	0-4	0-0	0 0 0	0 0	0	0	0	0	0	0	-20		
23	Keon Edwards	10:14	1-3	0-1	0-0	0 0 0	0 0	2	0	2	0	1	0	-7		
15	Chris McGraw	03:18	0-0	0-0	0-0	0 0 0	0 0	0	1	0	0	0	0	-2		
4	Jackson Cronin	01:28	0-0	0-0	0-0	0 0 0	0 0	0	0	0	0	0	0	-2		
Team						1 1 2			0	0						
Totals			23-72	5-35	16-21	14 24 38	15 18	67	6	9	4	3	2	-35		

Technical Fouls: NONE

	MICH	NEB
Biggest lead	35 (2 nd 1:41)	0 (1 st 20:00)
Best Scoring Run	8 (1 st 7:21)	5 (1 st 13:56)
Lead Changes	0	
Times Tied	1	
Time with Lead	38:36	00:00

Points from Turnovers	MICH	NEB
	11	8
Paint	42	34
Second Chance	18	10
Fast Breaks	8	3
Bench	38	12

Period by Period Scoring	1st	2nd	TOT
MICH	51	51	102
NEB	32	35	67

NO. 18 AUBURN 99, NEBRASKA 68



Official Basketball Box Score - Final
Nebraska at Auburn
12/11/21 State Farm Arena, Atlanta
2021-22 Men's Basketball

Game Time: 11:30 AM
Game Duration: 1:58
Attendance: 15,043

Officials: Doug Shoups, Bart Lenox, Byron Jarrett

Nebraska - 68

Record: 5-6

NO.	Name	Min	FG M-A	3P M-A	FT M-A	Rebounds OR DR TOT	Fouls PF FD	TP	AS	TO	ST	Blocks BS BA	+/-	
11	Latt Mayen	F 25:12	2-5	0-1	2-2	2 5 7	1 1	6	1	1	0	0	0	-24
13	Derrick Walker	F 30:06	4-4	0-0	2-2	5 5 10	3 2	10	4	0	2	2	0	-12
1	Alonzo Verge Jr.	G 26:38	4-11	0-1	2-2	0 5 5	2 3	10	4	7	1	2	1	-19
5	Bryce McGowens	G 29:41	4-12	0-4	6-7	0 2 2	4 4	14	1	2	0	1	1	-19
30	Keisel Tominaga	G 24:03	1-5	1-4	0-0	0 2 2	0 1	3	1	0	3	0	0	-9
0	C.J. Wilcher	24:55	6-9	4-6	1-2	1 0 1	2 2	17	0	2	0	0	0	-22
10	Kobe Webster	15:30	1-3	1-3	2-2	0 1 1	0 2	5	1	3	0	0	0	-16
14	Trevor Lakes	09:05	1-3	1-3	0-0	0 1 1	1 0	3	0	0	0	0	0	-5
35	Eduardo Andre	11:48	0-2	0-0	0-0	0 1 1	1 0	0	0	4	0	0	0	-23
4	Jackson Cronin	01:31	0-0	0-0	0-0	0 0 0	0 0	0	0	0	0	0	0	-3
15	Chris McGraw	01:31	0-0	0-0	0-0	0 0 0	0 0	0	0	0	0	0	0	-3
Team						1 2 3	0	1						

NEBRASKA 88, KENNESAW STATE 74



Official Basketball Box Score - Final
Kennesaw St. at Nebraska
12/22/21 Pinnacle Bank Arena, Lincoln
Nebraska vs. Kennesaw St.

Game Time: 6:35 PM
Game Duration: 2:14
Attendance: 14,519

Officials: Rob Kueneman, Kelly Pfeifer, Edwin Young

Kennesaw St. - 74																		
Record: 4-8																		
NO. Name	Min	FG	3P	FT	Rebounds	Fouls	TP	AS	TO	ST	Blocks	BS	BA	+	-			
		M-A	M-A	M-A	OR DR TOT	PF FD					BS	BA						
0 Demond Robinson	F 23:20	1-4	0-0	0-0	2 0 2	0 1	2	1	0	2	0	0	0	-21				
1 Terrrell Burden	G 35:11	10-14	0-1	7-7	1 7 8	2 9	27	6	4	1	0	0	0	-1				
3 Chris Youngblood	G 35:31	4-13	2-9	1-2	4 8 12	1 2	11	0	2	1	0	1	-14					
5 Brandon Stroud	G 22:58	1-5	0-2	1-3	1 5 6	4 3	3	1	3	0	0	2	-11					
22 Spencer Rodgers	G 30:03	3-11	2-7	0-0	0 4 4	2 2	8	0	6	1	0	1	-18					
2 Nate Springs	05:32	0-2	0-1	0-0	1 1 2	2 0	0	0	0	0	0	0	-1					
12 Jami Moultrie	22:57	4-9	2-5	2-3	0 0 0	4 2	12	0	2	1	0	0	11					
13 Kasen Jennings	12:32	2-3	1-1	0-0	0 0 0	5 0	5	0	3	1	0	0	0					
21 Armani Harris	04:36	0-0	0-0	0-0	1 2 3	0 0	0	0	1	0	0	0	-8					
4 Cole LaRue	02:24	0-0	0-0	0-0	0 0 0	0 0	0	0	0	0	0	0	0					
10 Alex Quartelle	01:25	0-1	0-0	0-0	0 0 0	0 0	0	0	0	0	0	0	0	-4				
15 Mayson Quattlebaum	03:31	1-1	0-0	4-4	1 0 1	1 2	6	0	0	0	0	0	0	6				
Team					0 4 4		0		0									
Totals		26-63	7-26	15-19	11 31 42	21 21	74	8	21	7	0	5	-14					

Technical Fouls: NONE

Nebraska - 88																		
Record: 6-7																		
NO. Name	Min	FG	3P	FT	Rebounds	Fouls	TP	AS	TO	ST	Blocks	BS	BA	+	-			
		M-A	M-A	M-A	OR DR TOT	PF FD					BS	BA						
11 Lat Mayen	F 19:23	2-6	2-5	0-0	0 2 2	3 0	6	2	0	1	0	0	0	-1				
13 Derrick Walker	F 24:18	4-5	0-0	3-3	2 2 4	1 5	11	1	2	1	3	0	18					
1 Alonzo Verge Jr.	G 31:22	5-9	2-3	4-6	0 7 7	2 6	16	12	7	2	1	0	23					
5 Bryce McGowens	G 26:01	4-7	3-5	0-1	0 4 4	5 1	11	0	3	2	0	0	19					
30 Keisel Tominaga	G 26:20	7-12	4-7	0-0	0 1 1	2 18	2	2	1	0	0	0	-3					
10 Kobe Webster	22:46	1-7	1-3	3-5	0 2 2	2 4	6	1	0	0	0	0	5					
0 C.J. Wilcher	16:25	3-4	1-2	1-2	0 0 0	1 1	8	0	1	1	1	0	17					
35 Eduardo Andre	13:01	1-2	0-0	1-2	1 4 5	4 2	3	0	2	1	0	0	0					
14 Trevor Lakes	15:28	3-5	2-4	0-0	0 1 1	1 0	8	1	0	1	0	0	-1					
23 Keon Edwards	03:10	0-0	0-0	1-2	0 1 1	0 1	1	1	0	0	0	0	-5					
4 Jackson Cronin	00:53	0-0	0-0	0-0	0 0 0	0 0	0	0	0	0	0	0	-1					
15 Chris McGraw	00:53	0-0	0-0	0-0	0 0 0	0 0	0	0	0	0	0	0	-1					
Team					0 4 4		0		0									
Totals		30-57	15-29	13-21	3 28 31	21 21	88	20	17	10	5	0	-14					

Technical Fouls: NONE

		KSU	NEB
Biggest lead	8 (1 st 14:10)	25 (2 nd 8:10)	
Best Scoring Run	7 (1 st 14:10)	15 (1 st 9:28)	
Lead Changes	1		
Times Tied	0		
Time with Lead	08:26	30:19	

Game Notes: Flop warning Kennesaw St 18:22 2nd half •

NO. 13 OHIO STATE 87, NEBRASKA 79 (OT)



Official Basketball Box Score - Final
Ohio St. at Nebraska
01/02/22 Pinnacle Bank Arena, Lincoln
Nebraska vs. Ohio State

Game Time: 7:01 PM
Game Duration: 2:13
Attendance: 14,478

Officials: Larry Scrotto, Lewis Garrison, Don Daly

Ohio St. - 87																		
Record: 9-2 (3-0)																		
NO. Name	Min	FG	3P	FT	Rebounds	Fouls	TP	AS	TO	ST	Blocks	BS	BA	+	-			
		M-A	M-A	M-A	OR DR TOT	PF FD					BS	BA						
10 Justin Ahrens	F 23:42	1-5	1-5	2-2	0 2 2	2 1	5	1	1	1	0	0	4					
23 Zed Key	F 34:24	3-5	0-0	1-2	6 8 14	2 4	7	2	1	0	1	0	8					
32 E.J. Liddell	F 40:33	2-14	1-5	5-6	3 5 8	4 6	10	7	3	0	4	0	7					
22 Malaki Branham	G 42:07	13-19	6-10	3-4	0 6 6	2 2	35	1	2	0	0	0	11					
55 Jamari Wheeler	G 31:26	6-8	4-5	0-0	3 4 7	2 1	16	1	5	1	0	0	14					
0 Meechie Johnson Jr.	20:43	2-5	2-4	0-0	0 1 1	3 0	6	2	2	2	0	0	0					
3 Eugene Brown III	06:38	1-1	0-0	0-0	1 0 1	1 1	2	1	1	0	1	0	2					
50 Joey Brunk	04:34	0-0	0-0	0-0	0 1 1	2 0	0	0	1	0	0	0	-5					
2 Cedric Russell	12:26	1-4	1-4	0-0	0 0 0	1 1	3	1	0	0	0	0	-3					
1 Jimmy Sotos	08:27	1-2	1-1	0-0	0 1 1	0 0	3	2	0	0	0	0	2					
Team					0 1 1		0		0									
Totals		30-63	16-34	11-14	13 29 42	19 16	87	18	16	4	6	0	8					

Technical Fouls: NONE

Nebraska - 79																		
Record: 6-9 (0-3)																		
NO. Name	Min	FG	3P	FT	Rebounds	Fouls	TP	AS	TO	ST	Blocks	BS	BA	+	-			
		M-A	M-A	M-A	OR DR TOT	PF FD					BS	BA						
11 Lat Mayen	F 31:05	3-8	0-4	2-4	3 4 7	5 3	8	1	1	0	0	0	-1					
13 Derrick Walker	F 34:21	6-10	0-0	3-4	3 7 10	3 3	15	1	3	4	0	1	-15					
1 Alonzo Verge Jr.	G 22:26	1-6	0-1	4-6	0 2 2	5 6	4	1	2	0	1	-10						
5 Bryce McGowens	G 38:21	6-19	2-6	4-4	2 3 5	1 5	18	2	1	1	0	3	-7					
30 Keisel Tominaga	G 16:41	2-5	1-4	2-2	0 0 0	1 1	7	1	0	0	0	0	-2					
0 C.J. Wilcher	34:11	5-8	3-4	0-0	1 0 1	2 1	13	1	0	0	0	0	-5					
10 Kobe Webster	30:56	2-6	2-3	2-3	0 3 3	1 1	8	2	1	0	0	0	-4					
35 Eduardo Andre	10:36	2-2	0-0	0-0	0 3 3	2 0	4	1	1	2	0	0	7					
14 Trevor Lakes	06:23	0-1	0-1	0-0	0 0 0	1 0	0	0	0	0	0	0	2					
Team					2 1 3		0		0									
Totals		27-65	8-23	17-23	11 23 34	16 19	79	13	8	9	0	6	-8					

Technical Fouls: NONE

		OSU	NEB
Biggest lead	8 (1 st 11:36)	5 (2 nd 2:10)	
Best Scoring Run	11 (1 st OT 3:36)	10 (1 st 9:05)	
Lead Changes	8		
Times Tied	11		
Time with Lead	30:06	08:08	

		OSU	NEB
Points from Turnovers	6	14	
Paint	28	38	
Second Chance	12	12	
Fast Breaks	5	5	
Bench	14	25	

		OSU	NEB
Period by Period Scoring			
1st 2nd OT1 TOT			
TOT	34	38	15 87

		NEB	OSU
Period by Period Scoring			
1st 2nd OT1 TOT			
TOT	32	40	7 79

NO. 10 MICHIGAN STATE 79, NEBRASKA 67



Official Basketball Box Score - Final
Nebraska at Michigan St.
01/05/22 Breslin Events Center, East Lansing
2021-22 Men's Basketball

Game Time: 7:00 PM
Game Duration: 1:52
Attendance: 14,797

Officials: Lamont Simpson, Donnie Epley, Terry Ogilvie

Nebraska - 67												
Record: 6-9 (0-4)												
NO.	Name	Min	FG	3P	FT	Rebounds	Fouls	TP	AS	TO	ST	Blocks
			M-A	M-A	M-A	on	off					
11	Lai Mayen	F 26:04	1-3	1-3	0-0	3	4	1	0	3	1	1
13	Derrick Walker	F 31:55	8-9	0-0	0	0	1	1	2	16	2	1
1	Alonzo Verge Jr.	G 29:18	2-10	0-1	1	1	3	4	2	2	5	3
5	Bryce McGowens	G 32:08	5-16	1-7	2-2	1	3	4	1	13	4	5
30	Keisel Tomianna	G 20:19	1-4	1-4	0	0	2	2	2	0	3	1
0	C.J. Wilcher	21:14	4-9	2-4	0-1	0	1	1	1	1	10	0
10	Kobe Webster	19:55	5-8	2-4	1-3	0	4	4	2	2	13	2
14	Trevor Lakes	11:02	0-0	0-0	0-0	0	2	2	0	1	0	0
35	Eduardo Ender	07:53	1-1	0-0	2-4	1	2	3	5	3	4	0
4	Jackard Cronin	00:12	0-0	0-0	0-0	0	0	0	0	0	0	0
Team						2	0	2	0	0	0	0
Totals			27-60	7-23	6-11	6	21	27	15	12	67	15

2021-22 BOXSCORES

NO. 25 ILLINOIS 81, NEBRASKA 71



Official Basketball Box Score - Final
Illinois at Nebraska
01/11/22 Pinnacle Bank Arena, Lincoln
Nebraska vs. Illinois

Game Time: 7:37 PM
Game Duration: 2:00
Attendance: 14,000

Officials: Rob Riley, Don Daly, Brooks Wells

Illinois - 81

Record: 12-3 (5-0)

NO. Name	Min	FG	3P	FT	Rebounds	Fouls	TP	AS	TO	ST	Blocks	+/-
		M-A	M-A	M-A	OR DR TOT	PF FD					BS BA	
3 Jacob Grandison	F 35:23	5-9	2-6	0-0	0 3 3	1 0	12	4	3	0	1 0 9	
21 Kofi Cockburn	C 30:13	8-18	0-0	0-5	5 8 13	4 6	16	1	2	1	1 0 -7	
1 Trent Frazier	G 38:14	9-18	3-6	8-10	1 1 2	3 6	29	5	1	4	0 1 8	
11 Alfonso Plummer	G 30:04	4-12	1-5	0-0	0 0 0	0 1	9	1	1	0	0 1 -2	
20 Da'Monte Williams	G 33:11	1-2	1-2	0-0	1 3 4	2 0	3	1	1	1	0 0 3	
33 Coleman Hawkins	G 12:06	2-4	0-0	0-0	4 4 8	2 0	4	0	0	0	1 0 14	
4 Omar Payne	G 09:47	2-3	0-0	4-4	2 3 5	3 2	8	0	1	0	4 0 17	
0 Brandon Podziemski	04:33	0-0	0-0	0-0	0 1 1	0 0	0	0	0	0	0 0 6	
10 Luke Goode	06:29	0-0	0-0	0-0	1 1 2	0 0	0	1	0	0	1 0 2	
Team					1 3 4		0	0				
Totals		31-66	7-19	12-19	15 27 42	15 15	81	13	9	6	8 2 10	

Technical Fouls: NONE

Nebraska - 71

Record: 6-11 (0-6)

NO. Name	Min	FG	3P	FT	Rebounds	Fouls	TP	AS	TO	ST	Blocks	+/-
		M-A	M-A	M-A	OR DR TOT	PF FD					BS BA	
11 Lat Mayen	F 33:39	2-5	2-2	0-0	0 6 6	4 0	6	0	0	0	2 3	
13 Derrick Walker	F 27:52	7-11	0-0	0-0	3 4 7	2 1	14	2	2	1	0 1 -11	
1 Alonzo Verge Jr.	G 29:36	5-13	0-1	4-4	0 4 4	3 2	14	9	5	0	2 1 -1	
5 Bryce McGowens	G 34:40	6-15	1-2	6-7	2 4 6	3 8	19	0	1	0	1 3 -5	
30 Keisei Tominaga	G 25:47	3-6	2-3	0-0	0 2 2	1 0	8	1	0	1	0 0 14	
35 Eduardo Andre	12:08	1-2	0-0	0-1	0 4 4	2 2	2	0	1	1	1 0 1	
0 C.J. Wilcher	22:00	2-5	1-3	1-2	1 1 2	0 1	6	0	1	1	0 0 -25	
10 Kobe Webster	14:18	1-2	0-1	0-0	0 0 0	0 1	2	1	1	0	0 0 -15	
Team					0 0 0		0	0				
Totals		27-59	6-12	11-14	6 25 31	15 15	71	13	11	4	2 8 -10	

Technical Fouls: NONE

	ILL	NEB
Biggest lead	10 (2 nd 1:05)	12 (1 st 15:59)
Best Scoring Run	11 (1 st 5:43)	13 (2 nd 19:43)
Lead Changes	5	
Times Tied	3	
Time with Lead	20:16	16:40

Game Notes: Rop warning 1st half 10:54 NEB

Points from	ILL	NEB
Turnovers	14	12
Paint	44	36
Second Chance	13	10
Fast Breaks	8	9
Bench	12	10

Period by Period Scoring	1st	2nd	TOT
ILL	31	50	81
NEB	34	37	71

Shooting By Period	1st	2nd	3rd	4th	OT
1st FG%	12-28	42.9%			
3PT%	5-9	55.6%			
FT%	5-5	100%			
2nd FG%	15-31	48.4%			
3PT%	1-3	33.3%			
FT%	6-9	66.7%			
GM FG%	27-59	45.8%			
3PT%	6-12	50.0%			
FT%	11-14	78.6%			

Dead Ball Rebounds: 2, 0

NO. 7 PURDUE 93, NEBRASKA 65



Official Basketball Box Score - Final
Nebraska at Purdue
01/14/22 Mackey Arena, West Lafayette
2021-22 Men's Basketball

Game Time: 6:30 PM
Game Duration: 2:10
Attendance: 14,904

Officials: Chris Beaver, Lewis Garrison, Terry Oglesby

Nebraska - 65

Record: 6-12 (0-7)

NO. Name	Min	FG	3P	FT	Rebounds	Fouls	TP	AS	TO	ST	Blocks	+/-
		M-A	M-A	M-A	OR DR TOT	PF FD					BS BA	
11 Lat Mayen	F 30:37	3-9	1-3	0-0	2 6 8	3 0	7	1	3	1	1 0 -21	
13 Derrick Walker	F 19:39	3-8	0-0	2-2	2 2 4	5 3	8	2	3	0	0 3 -8	
1 Alonzo Verge Jr.	G 23:14	4-8	1-2	1-3	1 2 3	1 3	10	2	3	1	0 0 -26	
5 Bryce McGowens	G 33:19	4-9	1-2	0-1	1 4 5	3 4	9	1	1	1	0 2 -21	
30 Keisei Tominaga	G 15:46	4-5	2-3	1-2	1 2 3	1 1	11	1	0	2	0 0 -15	
35 Eduardo Andre	12:50	2-3	0-0	1-5	0 2 2	4 3	5	1	4	0	0 0 -20	
0 C.J. Wilcher	28:39	4-7	2-5	0-0	0 1 1	1 0	10	1	1	0	0 0 -20	
10 Kobe Webster	27:54	2-7	1-3	0-0	0 2 2	1 2	5	5	2	1	0 0 -10	
23 Keon Edwards	06:38	0-1	0-1	0-0	0 1 1	2 0	0	0	0	0	0 0 7	
4 Jackson Cronin	01:24	0-0	0-0	0-0	0 0 0	0 0	0	0	0	0	0 0 -1	
Team					1 1 2		0	0				
Totals		26-57	8-19	5-13	8 23 31	21 16	65	14	17	6	1 5 -27	

Technical Fouls: NONE

Purdue - 92

Record: 14-2 (3-2)

NO. Name	Min	FG	3P	FT	Rebounds	Fouls	TP	AS	TO	ST	Blocks	+/-
		M-A	M-A	M-A	OR DR TOT	PF FD					BS BA	
0 Mason Gillis	F 24:11	3-8	2-4	0-0	1 6 7	2 1	8	1	0	2	0 0 28	
15 Zach Edey	C 19:58	9-12	0-0	4-9	4 5 9	2 7	22	0	0	0	2 0 21	
11 Isaiah Thompson	G 21:07	0-6	0-0	0-0	0 2 2	1 1	0	2	2	1	0 0 13	
23 Jaden Ivey	G 22:56	5-10	2-5	5-6	2 2 4	2 4	17	5	1	1	0 0 31	
55 Sasha Stefanovic	G 26:49	1-7	1-7	6-6	2 1 3	2 4	9	3	2	0	1 0 22	
2 Eric Hunter Jr.	17:29	3-5	1-1	1-1	1 2 3	1 1	8	2	0	0	0 0 13	
50 Trevion Williams	18:38	5-8	0-0	0-0	2 3 5	1 0	10	3	1	1	0 1 5	
3 Caleb Furst	15:49	3-3	1-1	3-5	2 0 2	2 3	10	0	1	0	0 0 -1	
25 Ethan Morton	13:36	0-1	0-1	0-0	0 0 0	0 0	0	2	0	0	2 0 -9	
5 Brandon Newman	13:51	2-4	2-4	0-0	0 4 4	2 0	6	0	1	2	0 0 8	
14 Jared Wulbrun	01:24	0-0	0-0	0-0	0 0 0	0 0	1	0	0	0	0 0 1	
21 Matt Frost	01:24	0-0	0-0	0-0	0 0 0	0 0	0	0	1	0	0 0 1	
22 Chase Martin	01:24	0-0	0-0	0-0	0 1 1	0 0	0	0	0	0	0 0 1	
34 Carson Barrett	01:24	1-1	0-0	0-0	0 1 1	0 0	2	1	1	0	0 0 1	
Team					0 0 0		0	0				
Totals		32-65	9-29	19-27	14 27 41	16 21	92	19	10	7	5 1 27	

Technical Fouls: NONE

	NEB	PUR
Biggest lead	0 (1 st 20:00)	30 (2 nd 9:06)
Best Scoring Run	6 (1 st 3:19)	14 (1 st 14:29)
Lead Changes	0	24
Times Tied	0	4
Time with Lead	00:00	39:35

Points from	NEB	PUR
Turnovers	7	28
Paint	24	46
Second Chance	4	21
Fast Breaks	13	9
Bench	20	36

Period by Period Scoring	1st	2nd	TOT
NEB	33	32	65
PUR	48	44	92

INDIANA 78, NEBRASKA 71



Official Basketball Box Score - Final
Indiana at Nebraska
01/17/22 Pinnacle Bank Arena, Lincoln
Nebraska vs. Indiana

Game Time: 5:01 PM
Game Duration: 2:15
Attendance: 15,200

Officials: Rob Riley, Eric Curry, Steve Mckunkus

Indiana - 78

Record: 13-4 (4-3)

NO. Name	Min	FG	3P	FT	Rebounds	Fouls	TP	AS	TO	ST	Blocks	+/-
		M-A	M-A	M-A	OR DR TOT	PF FD					BS BA	
12 Miller Kopp	F 21:10	2-7	1-5	2-2	0 2 2	2 1	7	0	0	1	0 0 1	
23 Trayce Jackson-Davis	F 30:39	10-16	0-0	3-8	3 9 12	4 4	23	0	1	1	0 0 13	
25 Race Thompson	F 24:32	3-6	0-0	6-7	2 5 7	3 4	12	0	0	1	1 0 9	
0 Xavier Johnson	G 24:45	2-5	1-2	4-4	0 0 0	4 4	9	5	5	0	0 0 8	
45 Parker Stewart	G 26:52	2-4	2-3	0-0	0 0 0	3 0	6	1	1	0	0 0 7	
22 Jordan Geronimo	21:18	4-4	0-0	2-2	3 5 8	3 3	10	1	1	1	0 0 -3	
1 Rob Phinisee	16:28	0-3	0-3	0-0	0 0 0	0 0	0	0	0	1	0 0 -4	
2 Michael Durr	01:45	0-1	0-0	0-0	1 0 1	2 0	0	0	1	0	0 0 -3	
32 Trey Galloway	20:36	3-3	0-0	3-5	0 0 0	1 3	9	2	4	1	0 0 4	
53 Tamar Bates	11:55	1-1	0-0	0-0	0 0 0	0 0	2	1	1	1	0 0 3	
Team					0 0 0		0	0				
Totals		27-50	4-13	20-28	9 21 30	22 19	78	10	14	7	2 0 7	

Technical Fouls: Jackson-Davis 2nd 8:55

Nebraska - 71

Record: 6-13 (0-8)

NO. Name	Min	FG	3P	FT	Rebounds	Fouls	TP	AS	TO	ST	Blocks	+/-
		M-A	M-A	M-A	OR DR TOT	PF FD					BS BA	
11 Lat Mayen	F 24:23	3-7	2-4	1-3	1 2 3	3 2	9	0	1	0	0 0 -12	
13 Derrick Walker	F 19:03	2-3	0-0	0-0	1 3 4	4 0	4	0	1	1	0 0 -9	
1 Alonzo Verge Jr.	G 30:40	7-15	1-2	4-4	1 1 2	4 4	19	4	3	4	0 1 -12	
5 Bryce McGowens	G 35:23	6-13	1-4	7-8	1 4 5	3 6	20	2	4	0	0 1 -11	
30 Keisei Tominaga	G 16:25	1-2	0-0	0-0	0 0 0	1 0	2	1	1	1	0 0 -2	
2 Trey McGowens	21:15	1-2	1-2	4-4	0 2 2	2 5	7	1	1	2	0 0 4	
0 C.J. Wilcher	20:56	2-5	1-3	1-2	1 2 3	0 4	6	1	0	0	0 0 4	
35 Eduardo Andre	20:56	2-2	0-0	0-0	2 3 5	1 0	4	1	1	0	0 0 2	
10 Kobe Webster	10:59	0-2	0-2	0-0	0 0 0	2 0	0	1	1	0	0 0 1	
Team					0 0 0		0	0				
Totals		24-51	6-17	17-21	7 17 24	20 21	71	11	13	8	0 2 -7	

Technical Fouls: McGowens 1st 6:39

	IND	NEB	Technical Pairs: McCovey						
Biggest lead	10 (1 st 6:51)	0 (1 st 20:00)	Points from Turnovers	IND	NEB	Period by Period Scoring			
Best Scoring Run	6 (1 st 14:14)	6 (1 st 1:15)	Paint	20	14	1st	2nd	TOT	
Lead Changes			Second Chance	36	34	IND	45	33	78
Times Tied			Free Throws	9	6				
Time with Lead	0	0	Fast Breaks	13	7	NEB	39	32	71
	20:16	00:00	Reb.	24	17				



2021-22 Nebraska Men's Basketball Combined Team Statistics All games

Page 1/1
as of Jan 18, 2022

Game Records

Record	Overall	Home	Away	Neutral
ALL GAMES	6-13	6-7	0-5	0-1
CONFERENCE	0-8	0-4	0-4	0-0
NON-CONFERENCE	6-5	6-3	0-1	0-1

Score by Periods

Team	1st	2nd	OT	TOT
Nebraska	652	704	37	1393
Opponents	701	753	49	1503

Team Box Score

No. Player					Total		3-Point		F-Throw		Rebounds												
		GP-GS	MIN	AVG	FG-FGA	FG%	3FG-3FGA	3FG%	FT-FTA	FT%	OFF	DEF	TOT	AVG	PF	DQ	A	TO	BLK	STL	PTS	AVG	
5	MCGOWENS, Bryce	19-19	638:31	33.6	95-238	.399	22-85	.259	87-105	.829	17	87	104	5.5	45	1	31	40	8	14	299	15.7	
1	VERGE JR., Alonzo	19-19	547:34	28.8	101-233	.433	9-33	.273	60-79	.759	11	80	91	4.8	38	1	105	68	4	31	271	14.3	
13	WALKER, Derrick	19-19	492:01	25.9	80-113	.708	0-1	.000	26-37	.703	38	77	115	6.1	51	1	24	35	20	19	186	9.8	
0	WILCHER, C.J.	19-1	476:51	25.1	55-121	.455	30-80	.375	12-21	.571	12	34	46	2.4	24	1	18	17	2	15	152	8.0	
30	TOMINAGA, Keisei	19-11	396:06	20.8	52-129	.403	33-92	.359	11-14	.786	3	26	29	1.5	17	0	13	7	0	21	148	7.8	
2	MCGOWENS, Trey	4-3	89:30	22.4	6-15	.400	1-2	.500	13-18	.722	3	14	17	4.3	7	0	5	6	2	6	26	6.5	
10	WEBSTER, Kobe	17-0	339:57	20.0	36-95	.379	16-47	.340	14-22	.636	1	21	22	1.3	19	0	29	13	0	10	102	6.0	
11	MAYEN, Lat	18-18	405:25	22.5	32-94	.340	16-60	.267	12-19	.632	13	57	70	3.9	44	1	13	21	5	7	92	5.1	
32	BREIDENBACH, Wilhelm	10-0	157:26	15.7	14-39	.359	3-20	.150	6-12	.500	7	20	27	2.7	33	2	6	7	6	10	37	3.7	
35	ANDRE, Eduardo	17-0	200:15	11.8	22-38	.579	0-1	.000	17-34	.500	18	40	58	3.4	38	2	6	24	4	12	61	3.6	
14	LAKES, Trevor	8-0	71:25	8.9	4-14	.286	3-13	.231	1-2	.500	1	6	7	0.9	7	0	2	1	1	2	12	1.5	
23	EDWARDS, Keon	13-5	90:10	6.9	3-17	.176	0-13	.000	1-2	.500	3	7	10	0.8	11	0	2	3	0	2	7	0.5	
15	MCGRAW, Chris	6-0	08:33	1.4	0-0	.000	0-0	.000	0-0	.000	0	0	0	0.0	0	0	1	0	0	0	0	0.0	
4	CRONIN, Jackson	9-0	11:15	1.3	0-2	.000	0-0	.000	0-0	.000	0	1	1	0.1	0	0	0	0	0	0	0	0.0	
Team											19	23	42					2					
Total		19	3925		500-1148	.436	133-447	.298	260-365	.712	146	493	639	33.6	334	9	255	244	52	149	1393	73.3	
Opponents		19	3925		542-1221	.444	181-504	.359	238-346	.688	247	562	809	42.6	354	10	285	290	66	138	1503	79.1	

Team Statistics

	NEBR	OPP
Scoring	1393	1503
Points per game	73.3	79.1
Scoring margin	-5.8	-
Field goals-att	500-1148	542-1221
Field goal pct	.436	.444
3 point fg-att	133-447	181-504
3-point FG pct	.298	.359
3-pt FG made per game	7.0	9.5
Free throws-att	260-365	238-346
Free throw pct	.712	.688
F-Throws made per game	13.7	12.5
Rebounds	639	809
Rebounds per game	33.6	42.6
Rebounding margin	-8.9	-
Assists	255	285
Assists per game	13.4	15.0
Turnovers	244	290
Turnovers per game	12.8	15.3
Turnover margin	+2.4	-
Assist/turnover ratio	1.0	1.0
Steals	149	138
Steals per game	7.8	7.3
Blocks	52	66
Blocks per game	2.7	3.5
Winning streak	0	-
Home win streak	0	-
Attendance	197000	66385
Home games-Avg/Game	13-15154	5-13277
Neutral site-Avg/Game	-	1-8557

Team Results

Date	Opponent		Score	Att.
11/09/2021	Western Ill.	L	74-75	15312
11/12/2021	Sam Houston	W	74-65	15474
11/16/2021	Creighton	L	69-77	15939
11/19/2021	Idaho St.	W	78-60	15274
11/21/2021	Southern U.	W	82-59	15255
11/23/2021	Tennessee St.	W	79-73	15236
11/27/2021	South Dakota	W	83-70	15685
12/01/2021	at NC State	Lot4	100-104	11562
12/04/2021	at Indiana	L	55-68	17222
12/07/2021	Michigan	L	67-102	15426
12/11/2021	vs Auburn	L	68-99	8557
12/19/2021	Kansas St.	L	58-67	15043
12/22/2021	Kennesaw St.	W	88-74	14519
01/02/2022	Ohio St.	Lot	79-87	14478
01/05/2022	at Michigan St.	L	67-79	14797
01/08/2022	at Rutgers	L	65-93	8000
01/11/2022	Illinois	L	71-81	14069
01/14/2022	at Purdue	L	65-92	14804
01/17/2022	Indiana	L	71-78	15290



2021-22 Nebraska Men's Basketball Combined Team Statistics In Conference games

Page 1/1
as of Jan 18, 2022

Game Records

Record	Overall	Home	Away	Neutral
ALL GAMES	0-8	0-4	0-4	0-0
CONFERENCE	0-8	0-4	0-4	0-0
NON-CONFERENCE	0-0	0-0	0-0	0-0

Score by Periods

Team	1st	2nd	OT	TOT
Nebraska	257	276	7	540
Opponents	317	348	15	680

Team Box Score

No.	Player				Total		3-Point		F-Throw		Rebounds														
		GP-GS	MIN	AVG	FG-FGA	FG%	3FG-3FGA	3FG%	FT-FTA	FT%	OFF	DEF	TOT	AVG	PF	DQ	A	TO	BLK	STL	PTS	AVG			
5	MCGOWENS, Bryce	8-8	265:42	33.2	37-104	.356	8-32	.250	30-34	.882	9	29	38	4.8	17	0	12	19	1	6	112	14.0			
1	VERGE JR., Alonzo	8-8	218:23	27.3	39-93	.419	4-13	.308	22-27	.815	5	24	29	3.6	18	0	34	27	0	10	104	13.0			
13	WALKER, Derrick	8-8	196:49	24.6	36-57	.632	0-0	.000	6-10	.600	15	25	40	5.0	24	1	8	14	3	11	78	9.8			
0	WILCHER, C.J.	8-0	195:27	24.4	23-52	.442	12-32	.375	3-7	.429	3	10	13	1.6	6	0	5	4	0	4	61	7.6			
2	MCGOWENS, Trey	1-0	21:15	21.3	1-2	.500	1-2	.500	4-4	1.000	0	2	2	2.0	2	0	1	1	0	2	7	7.0			
30	TOMINAGA, Keisei	8-8	172:11	21.5	19-48	.396	12-35	.343	3-4	.750	1	13	14	1.8	9	0	8	2	0	6	53	6.6			
11	MAYEN, Lat	8-8	202:33	25.3	16-45	.356	7-25	.280	4-9	.444	8	29	37	4.6	23	1	4	10	2	2	43	5.4			
10	WEBSTER, Kobe	8-0	152:07	19.0	15-43	.349	7-22	.318	3-7	.429	0	10	10	1.3	6	0	15	8	0	4	40	5.0			
32	BREIDENBACH, Wilhelm	2-0	31:09	15.6	4-10	.400	0-3	.000	1-1	1.000	3	5	8	4.0	5	0	0	1	1	2	9	4.5			
35	ANDRE, Eduardo	8-0	105:32	13.2	12-16	.750	0-0	.000	7-17	.412	8	21	29	3.6	21	2	4	13	3	9	31	3.9			
23	EDWARDS, Keon	4-0	21:51	5.5	1-4	.250	0-2	.000	0-0	.000	0	1	1	0.3	4	0	0	1	0	0	2	0.5			
15	MCGRAW, Chris	1-0	03:18	3.3	0-0	.000	0-0	.000	0-0	.000	0	0	0	0.0	0	0	1	0	0	0	0	0.0			
14	LAKES, Trevor	3-0	34:07	11.4	0-3	.000	0-3	.000	0-0	.000	1	3	4	1.3	3	0	1	1	1	1	0	0.0			
4	CRONIN, Jackson	4-0	04:37	1.2	0-1	.000	0-0	.000	0-0	.000	0	0	0	0.0	0	0	0	0	0	0	0	0.0			
Team											8	5	13												
Total		8	1625		203-478	.425	51-169	.302	83-120	.692	61	177	238	29.8	138	4	93	101	11	57	540	67.5			
Opponents		8	1625		246-493	.499	77-184	.418	111-150	.740	94	233	327	40.9	131	0	136	108	34	60	680	85.0			

Team Statistics

	NEBR	OPP
Scoring	540	680
Points per game	67.5	85.0
Scoring margin	-17.5	-
Field goals-att	203-478	246-493
Field goal pct	.425	.499
3 point fg-att	51-169	77-184
3-point FG pct	.302	.418
3-pt FG made per game	6.4	9.6
Free throws-att	83-120	111-150
Free throw pct	.692	.740
F-Throws made per game	10.4	13.9
Rebounds	238	327
Rebounds per game	29.8	40.9
Rebounding margin	-11.1	-
Assists	93	136
Assists per game	11.6	17.0
Turnovers	101	108
Turnovers per game	12.6	13.5
Turnover margin	+0.9	-
Assist/turnover ratio	0.9	1.3
Steals	57	60
Steals per game	7.1	7.5
Blocks	11	34
Blocks per game	1.4	4.3
Winning streak	0	-
Home win streak	0	-
Attendance	59263	54823
Home games-Avg/Game	4-14816	4-13706
Neutral site-Avg/Game	-	0-0

Team Results

Date	Opponent		Score	Att.
12/04/2021	at Indiana	L	55-68	17222
12/07/2021	Michigan	L	67-102	15426
01/02/2022	Ohio St.	Lot	79-87	14478
01/05/2022	at Michigan St.	L	67-79	14797
01/08/2022	at Rutgers	L	65-93	8000
01/11/2022	Illinois	L	71-81	14069
01/14/2022	at Purdue	L	65-92	14804
01/17/2022	Indiana	L	71-78	15290