

WISCONSIN BASKETBALL

24 NCAA TOURNAMENT APPEARANCES ■ 4 FINAL FOURS ■ 21 BIG TEN CHAMPIONSHIPS ■ 21 CONSENSUS ALL-AMERICANS

#11 WISCONSIN BADGERS

RECORD: 15-3, 6-2 BIG TEN



Rankings (AP/Coaches): 11/11
Head Coach: Greg Gard
Record at Wisconsin: 134-73 (7th Season)
Overall Record: 134-73 (7th Season)

VS

NEBRASKA HUSKERS

RECORD: 6-13, 0-8 BIG TEN



Rankings (AP/Coaches): --/--
Head Coach: Fred Hoiberg
Record at NEB: 20-58 (3rd Season)
Overall Record: 135-114 (8th Season)

THURSDAY, JAN. 27 ■ 4 P.M. (CT) ■ LINCOLN, NEB. ■ PINNACLE BANK ARENA ■ BIG TEN NETWORK

BADGERS HEAD TO NEBRASKA SEEKING 4TH STRAIGHT ROAD WIN

- Winner of 7 of the last 8, Wisconsin heads to Nebraska on Thursday looking for its 4th straight Big Ten road win and 8th win away from home this season. Tip is set for 4 p.m. (CT) on Big Ten Network.
- Up next, the Badgers host Minnesota on Sunday. Tip is at Noon on BTN.

FAST BREAK FACTS

- At 15-3, Wisconsin is off to its best start under Greg Gard and best since 2016-17 and has built one of the nation's top resumes:
 - **5-2** - record in Quad 1 games, trailing only Baylor and Marquette for the most Quad 1 wins in the NCAA.
 - **10-3** - record in Quad 1 & 2 games, owning the most such wins in the nation (10).
 - **10** - wins over Ken Pomeroy top-100 teams, the most in the nation, including 7 top-50.
 - **7** - wins away from the Kohl Center.
 - **2** - strength of schedule. (more on Page 2)
- The Badgers are 9-1 in games decided by 6 or fewer points.
- Wisconsin is averaging 72.7 ppg, which would be the team's highest mark since 2013-14.
 - UW is averaging 78.1 ppg over the last 8 games, topping 70 in all 8 games.
 - The Badgers are playing at their fastest pace in over 20 years. (more on Page 2)
- Ranked 5th in the nation in scoring at 22.3 ppg, **Johnny Davis** is playing like an All-American. (see Page 3)
 - Davis is the only Big Ten player to lead his team in ppg (22.3), rpg (7.4) and apg (2.7).
 - Davis has *increased* his scoring during conference play, leading the Big Ten at 24.4 ppg.
 - Davis authored arguably the greatest performance in college basketball this season with 37 pts and 14 rebs in a win at No. 3 Purdue (1/3).
- Senior **Brad Davison** is having the best year of his career, ranking 15th in the Big Ten scoring 15.4 ppg. He is 2nd in the B1G shooting 43.1% on 3FGs during conference play. (more Page 5)
- UW ranks 2nd in the Big Ten shooting 75.7% at the FT line and has *made* 89 more FTs (268) than its foes (179).
- Wisconsin *leads* the NCAA in fewest turnovers per game (8.4).
- UW has shown a penchant for comebacks this season. The Badgers matched the largest comeback in school history, erasing a 22-pt deficit to beat Indiana (12/8).
 - Wisconsin has 4 double-digit comebacks this season, including 3 second-half comebacks of 10+ points. (more on Page 5)
- In his 7th season as head coach, **Greg Gard** has guided Wisconsin to a 134-73 (.647) record - 75-47 (.615) in Big Ten play. (more Page 5)
 - UW has ranked in the top 10 of the AP Top 25 in 3 of 7 seasons under Gard.
 - Gard owns the 7th-highest win percentage of any Big Ten coach of the last 40 years.
 - Including a win at No. 3 Purdue this season, Gard has led UW to 9 top-10 wins, including 6 away from home (4 in true road games).
- Junior **Tyler Wahl** is averaging 15.3 ppg and 6.6 rpg over UW's last 8 games.
 - In his last 3 games, Wahl has scored 21 at Maryland, 20 vs. Ohio State and posted his first double-double of the season with 14 points and 11 rebounds at NU (more Page 5).
- Sophomore **Steven Crowl** has made a big jump, averaging 8.8 ppg and 4.8 rpg. He posted just 8 points and 9 boards *total* last season as a Fr.



The only Big Ten player to lead his team in points, rebounds and assists, **Johnny Davis** leads the Big Ten averaging 24.4 ppg during conference play.

WISCONSIN'S PROBABLE STARTERS

No.	Name	Pts.	Reb.	Ast.	Of Note
1	JOHNNY DAVIS	22.2	7.4	2.7	Avg 24.4 ppg in Big Ten play, 3.0 ppg more than next best player
5	TYLER WAHL	11.0	5.7	1.8	Avg 15.3 ppg (63.9% FG), 6.6 rpg, 2.4 apg last 7 games played
21	STEVEN CROWL	8.8	4.8	1.2	Last 8 games, averaging 9.9 ppg (59.6% FG) and 5.1 rpg
23	CHUCKY HEPBURN	7.1	2.0	2.1	1.6 ast-to-TO ratio (37-23); 14pts (6-10 FG) at Northwestern
34	BRAD DAVISON	15.4	4.0	2.1	Needs just two 3s to break school record for career made 3s

2021-22 SCHEDULE

Nov. 9	ST. FRANCIS (NY)	W, 81-58
Nov. 12	GREEN BAY	W, 72-34
Nov. 15	PROVIDENCE*	L, 58-63

MAUI INVITATIONAL - Las Vegas, Nevada

Nov. 22	vs. Texas A&M	W, 69-58
Nov. 23	vs. Houston [12]	W, 65-63
Nov. 24	vs. Saint Mary's	W, 61-55

Dec. 1	at Georgia Tech^	W, 70-66
Dec. 4	MARQUETTE	W, 89-76
Dec. 8	INDIANA	W, 64-59
Dec. 11	at Ohio State [21]	L, 55-73
Dec. 15	NICHOLLS	W, 71-68
Dec. 23	GEORGE MASON	CANCELED
Dec. 29	ILLINOIS STATE	W, 89-85

Jan. 3	at Purdue [3]	W, 74-69
Jan. 6	IOWA	W, 87-78
Jan. 9	at Maryland	W, 70-69
Jan. 13	OHIO STATE [16]	W, 78-68
Jan. 18	at Northwestern	W, 72-76
Jan. 21	MICHIGAN ST. [14]	L, 74-86
Jan. 27	at Nebraska	8 PM
Jan. 30	MINNESOTA	NOON

Feb. 2	at Illinois [24]	8 PM
Feb. 5	PENN STATE	5 PM
Feb. 8	at Michigan State [10]	6 PM
Feb. 12	RUTGERS	1 PM
Feb. 15	at Indiana	8 PM
Feb. 20	MICHIGAN	NOON
Feb. 23	at Minnesota	8 PM
Feb. 26	at Rutgers	5 PM

March 1	PURDUE [6]	8 PM
March 6	NEBRASKA	1 PM

BIG TEN TOURNAMENT - Indianapolis, Ind.

Mar. 9-13 at Gainbridge Fieldhouse

NCAA TOURNAMENT

Mar. 15-16 First Four

Mar. 17-20 Rounds 1-2

Mar. 24-27 Sweet 16 / Elite 8

April 2-4 Final Four / Championship
 New Orleans

All times listed Central Standard Time

[] AP Top 25 Team Ranking

* Gavitt Tipoff Games

^ Big Ten/ACC Challenge

Home games in **BOLD CAPS**

FOLLOW THE #BADGERS

TV: BIG TEN NETWORK

App: FoxSports | Online: foxsports.com/live

■ Play-by-Play: Chris Vosters

■ Analyst: Trent Meacham

RADIO: BADGER SPORTS NETWORK

App: iHeartRadio | Satellite: SiriusXM 195

■ Play-by-Play: Matt Lepay

■ Analyst: Mike Lucas

SOCIAL MEDIA: #ONWISCONSIN

■ Twitter: @BadgerMBB

■ Instagram: badgermbb

■ Facebook: /WisconsinMensBasketball

■ YouTube: /WisconsinBadgers

CHARTING THE BADGERS

CAREER GAMES PLAYED

	Games	Starts	Cons. Starts
Brad Davison	146	142	142
Tyler Wahl	79	38	0
Johnny Davis	47	16	14
Steven Crowl	30	18	18
Jordan Davis	29	0	0
Carter Gilmore	26	0	0
Ben Carlson	24	2	1
Carter Higginbottom	22	0	0
Chucky Hepburn	18	18	18
Chris Vogt	18	0	0
Lorne Bowman	15	0	0
Justin Taphorn	9	0	0
Jahcobi Neath	10	1	0
Markus Ilver	7	0	0
Isaac Lindsey	4	0	0

DOUBLE-DIGIT POINTS

	Career	'21-22	Cons.
Brad Davison	81 (58-23)	13 (10-3)	6
Johnny Davis	25 (19-6)	16 (14-2)	17
Tyler Wahl	13 (11-2)	8 (7-1)	4
Steven Crowl	7 (7-0)	7 (7-0)	0
Chucky Hepburn	5 (5-0)	5 (5-0)	0
Ben Carlson	1 (1-0)	0 (0-0)	0

20-POINT SCORING GAMES

	Career	'21-22	Cons.
Brad Davison	15 (10-5)	5 (3-2)	1
Johnny Davis	11 (9-2)	11 (9-2)	2
Tyler Wahl	2 (2-0)	2 (2-0)	0
Steven Crowl	1 (1-0)	1 (1-0)	0

30-POINT SCORING GAMES

	Career	'21-22	Cons.
Johnny Davis	2 (2-0)	2 (2-0)	0
Brad Davison	2 (1-1)	0	0

DOUBLE-DIGIT REBOUNDS

	Career	'21-22	Cons.
Tyler Wahl	5 (3-2)	2 (2-0)	1
Johnny Davis	2 (2-0)	2 (2-0)	0
Brad Davison	1 (1-0)	0	0

DOUBLE-DIGIT ASSISTS

	Career	'21-22	Cons.
None Active	--	--	--

DOUBLE-DOUBLES

	Career	'21-22	Cons.
Tyler Wahl	3 (2-1)	1 (1-0)	1
Johnny Davis	2 (2-0)	2 (2-0)	0

AMONG NATION'S BEST RESUMES

Off to a 15-3 start, Wisconsin has put together arguably the nation's top resume.

- Wisconsin's strength of the schedule ranks No. 2 in the NCAA according to ESPN.
- According to the NET rankings, Wisconsin is 5-2 in Quad 1 games, trailing only Baylor (7) and Marquette (6) for the most Quad 1 wins in college basketball.
- The Badgers are 10-3 in Quad 1/2 games this season (5-2 in Quad 1, 5-1 in Quad 2), the most Quad 1/2 wins in the nation.
- UW's only Quad 2 losses came with critical players missing. Johnny Davis missed the loss to Providence and Tyler Wahl did not play vs. Michigan State.
- UW is now 3-2 against AP Top 25 teams this season, including wins over No. 12 Houston and at No. 3 Purdue.
- The Badgers have 10 top-100 wins, according to KenPom.com, the most of any team. In fact, 7 of those 10 wins have come against top-50 teams.
- Wisconsin's 7 wins away from home (4 road, 3 neutral) are the most among Big Ten teams.

BY ANY MEANS NECESSARY

Wisconsin is off to its best start in years and has done so by winning in a variety of ways.

- **Wire-to-wire:** Never trailed vs. Ohio State or Houston and led for the final 38:05 vs. Iowa.
- **Rally from behind:** Overcame a 22-point deficit vs. Indiana, 16-point hole vs. Texas A&M, 12-point deficit vs. Nicholls, 10-point deficit against Saint Mary's and a 7-point second-half deficit at Purdue.
- **Win big:** Double-digit wins over Ohio State (10), Marquette (13) and Texas A&M (11).
- **Win close:** 9-1 in games decided by 6 or fewer points.
- **Win with offense:** UW scored over 80 in wins against Marquette, Iowa and Northwestern and 78 points vs. OSU.
- **Win with defense:** UW held Indiana, Saint Mary's and Texas A&M under 60 points.

TOP-10 TAKEDOWNS

Wisconsin's win at No. 3 Purdue (1/3) was just the latest in a long line of top-10 takedowns under head coach Greg Gard.

- UW has 9 wins over top-10 teams under Gard, including 6 away from home (4 on the road):

Wins Over Top-10 Opponents Under Greg Gard

Opponent	Score	Date
#3 at Purdue	74-69	1/3/22
#5 at Ohio State	61-57	1/3/20
#2 Michigan	64-54	1/19/19
#6 Purdue	57-53	2/14/18
#1 vs. Villanova (NCAA)	65-62	3/18/17
#9 vs. Xavier (NCAA)	66-63	3/20/16
#8 at Iowa	67-59	2/24/16
#2 at Maryland	70-57	2/13/16
#4 Michigan State	77-76	1/17/16

GOING ON THE OFFENSIVE

"This is a different Badgers team... This isn't your knockdown, drag-out, rough it up Badgers. They can do that too, but they can also outscore you."
- Stephen Bardo, FOX Sports

- The Badgers are averaging 72.7 ppg, which would be the team's highest mark under Gard and the most since averaging 73.5 ppg during the 2013-14 season.
- UW has won 7 of the last 8 games and improved in almost every offensive category.

Wisconsin Offensive Splits

	First 10	Last 7
PPG	67.2	78.1
FG%	.399	.457
3FG%	.297	.353
FTAs/G	17.8	22.0
Ast/G	9.7	14.1

- According to KenPom.com, the Badgers have an adjusted offensive tempo of 66.7 possessions per game, which would be the team's fastest mark since he began tracking the stat in the 2001-02 season.
- Dating back to 2002, UW's second-fastest team was the 2005-06 squad that had an adjusted tempo of 65.2.
- To put it another way, 24.1% of UW's initial shot attempts (excluding FGAs off O-Reb.) have come in the first 10 seconds of the shot clock, the team's highest mark in at least 10 years.

Wisconsin Adj. Offensive Tempo, KenPom.com

Year	Adj. Tempo	Rank	FGAs <10 sec.
2022	66.7	232	24.1%
2021	64.6	328	21.9%
2020	63.7	342	17.9%
2019	63.9	331	16.0%
2018	62.7	347	10.4%
2017	63.4	334	13.5%
2016	63.3	344	11.1%
2015	58.7	345	11.3%
2014	62.4	286	8.4%
2013	60.4	319	14.7%

BADGERS TO PARTICIPATE IN SUITS & SNEAKERS 2022

Wisconsin is proud to participate in Coaches vs. Cancer "Suits and Sneakers Week" from Jan. 24-30. Head coach **Greg Gard** will be wearing pink shoes

and the Badgers staff and student-athletes will be wearing special pink laces in support



of Gard's mother, Connie, who is currently undergoing treatment for breast cancer.

Greg and his wife, Michelle, have raised over \$5 million through their Garding Against Cancer initiative. Inspired after the loss of Greg's father, Glen Gard, who passed away in 2015 from brain cancer, the Gards have been dedicated to fighting cancer across the state of Wisconsin.

HERE'S JOHNNY!

"JOHNNY DAVIS IS A LEGIT NATIONAL PLAYER OF THE YEAR CANDIDATE"

A midseason All-American, sophomore **Johnny Davis** is having one of the finest seasons in Wisconsin history.

- Davis leads the Big Ten averaging 24.4 ppg during conference play and is 4th with 8.5 rpg.
 - Davis's scoring average is more than 3.0 ppg higher than the next highest player (Hunter Dickinson 21.0 ppg).
- Overall, Davis ranks 5th in the nation and 2nd in the Big Ten averaging 22.3 point per game.
 - Davis is also 5th in the Big Ten in FT% (80.2%) and 8th in steals (1.4 spg).
- Davis' 22.3 scoring average would rank as the 4th-best single effort in school history (page 7).
 - Wisconsin has not had a player average 20 points per game since Michael Finley averaged 20.5 ppg in the 1994-95 season. Coincidentally, Wisconsin will be raising Finley's #24 into the Kohl Center rafters on Feb. 20.
- Davis is the only player in the Big Ten and 1 of 3 major conference players to lead his team in points (22.3 ppg), rebounds (7.4 rpg) and assists (2.7 apg).
 - Davis also leads the Badgers with 1.4 steals per game and ranks 3rd with 11 blocks.
- Davis has scored 20+ in 11 of 16 games.
 - Davis had a stretch where he scored at 20+ points in 6 straight games, the first Badger to do so since Alando Tucker had 7 consecutive 20-point games in 2007.
 - Davis scored at least 15 points in the first 13 games of the season, becoming just the 2nd Badger in the last 20 seasons (since 2002-03) to do so. Devin Harris (15 straight in 2003-04) is the only other.
- Against ranked opponents this season, Davis is averaging 24.0 ppg, scoring:
 - 37 at #3 Purdue; 30 vs. #12 Houston; 24 at #21 OSU; 14 vs. #16 OSU, 25 vs. #14 MSU.

DAVIS MIDSEASON RESUME

- Midseason All-American (Sporting News)
- Wooden Award Midseason Top 25
- Lute Olson Award Midseason Watch List
- Midseason No. 1 Player of the Year (Bleacher Report)
- Maui Invitational MVP
- Big Ten Player of the Week (2x)
- Naismith Player of the Week (1/10)
- Oscar Robertson Player of the Week (1/11)

SIGNATURE PERFORMANCES

- 37 pts, 14 rebs at #3 Purdue (Jan. 3)
- 30 pts (4-7 3s) vs. #12 Houston (Nov. 23)
- 27 pts (4-5 3s), 8 rebs at N'western (Jan. 18)
- 26 pts, 9 reb, 5 ast vs. Iowa (Jan. 6)
- 25 pts vs. Marquette (Dec. 4)

- In scoring 37 points at Purdue, Davis posted:
 - The most points by a Badger since Frank Kaminsky scored a school-record 43 points vs. North Dakota on Nov. 19, 2013.
 - The 3rd-highest total in a road game in school history (Michael Finley, 42 at Eastern Michigan 12/10/94; Jordan Taylor, 39 at Indiana 3/3/11).
 - Davis is the first player to lead his team in pts, rebs, asts, blks and stls in a road win over an AP top 5 team since Wake Forest's Tim Duncan did so in a win at No. 5 Maryland on Feb. 1, 1997.

WISCONSIN'S ALL-AMERICANS

Wisconsin has had 5 All-Americans in the last 20 years. **Johnny Davis** is out-scoring all of them.

	Player	PPG	RPG	APG
2004	Devin Harris	19.5	4.3	4.4
2007	Alando Tucker	19.9	5.4	2.0
2011	Jordan Taylor	18.1	4.1	4.7
2015	Frank Kaminsky	18.8	8.2	2.6
2019	Ethan Happ	17.3	10.1	4.5
2022	Johnny Davis	22.1	7.5	2.6

- Davis grabbed a career-high 14 rebounds at Purdue, posting his second double-double in as many games. He posted 20 points and 11 rebounds vs. Illinois State (12/29).
- Davis is shooting 80.2% from the free throw line, going 81-for-101 on the season.
- The Badgers are 14-2 with Davis in the lineup, dropping a game to Providence when he was out with a lower-body injury.
- After averaging 7.0 ppg as a freshman last season, Davis has improved his scoring average to 22.3 ppg, an increase of 15.3 ppg. That ranks as the 2nd-largest jump in the Big Ten, trailing only Iowa's Keegan Murray (15.6 ppg increase).
- The Maui Invitational MVP, Davis averaged 23.7 points (46.2% 3FG) and 6.7 rebounds per game, highlighted by a 30-point game vs. #12 Houston (11/23).

WHAT THEY'RE SAYING ABOUT JOHNNY DAVIS

"Arguably the greatest story in college basketball: 'The Johnny Davis Show' ... Johnny Davis looks like a **First-Team All-American, perhaps a National Player of the Year**, and a future lottery pick in the NBA Draft."
- Gary Parrish (CBS)

"Johnny Davis with one of the best individual performances we've seen in a long time in the Big Ten. **Might be the Wooden Award frontrunner.**"
- Jeff Borzello (ESPN)

"That performance from Johnny Davis was the **'I am the No. 1 contender for National Player of the Year' statement.**"
- Sam Vecenie (The Athletic)

"No one has meant more to their team thus far than Johnny Davis. **Player of the Year Frontrunner.**"
- Jeff Goodman (Stadium)

"Johnny Davis is a **first-team All-American** and is THE breakout player in America. - Matt Norlander (CBS)

"He's the definition of a two-way player. He's giving the same amount of effort on the defensive end ... and then offensively, it speaks for itself. **He's a fabulous player.**"
- Matt Painter (Head Coach, Purdue)

"I don't think there's any question he's moved into the discussion of First-Team All-American, Big Ten Player of the Year, or **National Player of the Year.**"
- Steve Levin (Fox Sports)



SITUATIONAL RECORDS

	2021-22	Under Gard
Ahead at the half	12-0	108-14
Behind at the half	3-3	22-54
Tied at the half	0-0	3-5
FG% of .450 or more	7-0	74-12
FG% less than .450	8-3	59-61
Better FG% than opp.	9-0	108-13
Worse FG% than opp.	5-3	25-58
Same FG% as opp.	1-0	1-2
Opp. FG% less than 45%	9-1	103-27
3FG% of 40% or more	5-1	62-9
3FG% less than 40%	10-2	70-64
Try more than 20 3FGs	10-3	75-44
Try 20 or fewer 3FGs	5-0	58-28
Make at least 70% FT	11-2	83-31
Try at least 20 FTs	8-0	59-14
Try fewer than 20 FTs	7-3	72-58
Out-rebound opponent	8-0	81-20
Tied or out-rebounded	7-3	52-53
Same or fewer TOs than opp.	14-3	102-43
More TOs than opp.	1-0	31-30
Commit fewer than 12 TOs	14-3	102-44
Commit 12 or more TOs	1-0	31-28
Score fewer than 50 pts.	0-0	1-2
Score 50-59 points	0-2	6-32
Score 60-69 points	4-0	42-25
Score 70-79 points	6-1	47-11
Score 80-89 points	5-0	30-3
Score 90 or more pts.	0-0	7-0
Allow fewer than 50 pts.	1-0	20-1
Allow 50-59 pts.	4-0	42-6
Allow 60-69 pts.	6-1	51-26
Allow 70-79 pts.	3-1	17-27
Allow 80-89 pts.	1-1	3-12
Allow 90 or more pts.	0-0	0-1
Overtime	0-0	7-5
vs. AP Top 25 opponents	3-2	24-37
vs. AP Top 25 opp. at home	0-1	11-10
Home games	8-2	80-22
Road games	4-1	36-35
Neutral site games	3-0	18-16
Day games	4-1	43-24
Night games	11-2	90-49

GAMES DECIDED BY

3 points or less	3-0	16-10
4-5 points	4-1	19-16
6-10 points	4-0	30-19
11-19 points	2-2	37-23
20 or more points	2-0	32-3

TELEVISED GAMES

CBS	0-0	10-10
CBS Sports Network	0-0	0-1
FOX	1-0	3-5
FS1	1-2	12-13
ESPN	2-0	15-12
ESPN2	3-0	13-11
ESPNU	0-0	1-2
ESPN+	0-0	3-1
Big Ten Network	6-1	67-15
Big Ten Plus	2-0	4-0
TBS	0-0	0-3
TNT	0-0	2-0

ALL-TIME VS. NEBRASKA

Thursday's game will mark the 35th-ever meeting between Wisconsin and Nebraska in a series that began in 1904. The Badgers lead the all-time series, 20-14, winning 14 of the 18 meetings since the Huskers joined the Big Ten in 2011.

- The all-time series is tied, 8-8, for games played in Lincoln, but the Badgers are 7-2 at Nebraska since the Huskers joined the Big Ten.
- The Badgers have won 6 straight over Nebraska, including a pair of wins last season. UW won in Madison, 67-53, and at Lincoln, 61-48, last year.
- In the 18 games since Nebraska joined the Big Ten, the Huskers have averaged a mere 57.9 points per game against the Badgers.
- Senior **Brad Davison** has scored in double figures in 6 of his 8 career meetings with Nebraska, averaging 14.0 points, 4.3 rebounds, 3.3 assists per game against the Huskers over his career.
 - In fact, Davison has shot 43.9% 3FG from 3-point range during his career against Nebraska.
 - When Wisconsin played at Nebraska 2/15/20, Davison matched his career high with 30 points, tying the school record with 8 made 3-pointers.
- Facing Nebraska twice as a freshman last year, **Johnny Davis** averaged 8.5 points (50% FG) and 4.5 rebounds per contest.

LAST TIME OUT

#14 MICHIGAN STATE 86, #8 WISCONSIN 74
Jan. 21 | Kohl Center | Madison, Wis.

- No. 14 Michigan State earned an 86-74 win over No. 8 Wisconsin last Friday night in Madison, snapping UW's seven-game winning streak.
- The Badgers were held to 26-for-61 shooting, including 12-for-29 from 3-point range.
- The Spartans out-rebounded the Badgers, 39-20.
- Senior **G Brad Davison** scored 10 straight second-half points, including a 3 with 14:04 to go that trimmed Michigan State's lead to 52-41, but the Spartans had an answer almost every time.
 - Davison finished with 22 points (6-10 3FG).
- Sophomore **F Steven Crowl** scored five points during a 7-0 run to pull to the Badgers within six points at 58-52 with 10:03 left in the game. But Wisconsin didn't get any closer.
- Sophomore **G Johnny Davis** led all scorers with 25 points (7-8 FT), plus 5 rebounds and 4 assists.
- Junior forward **Tyler Wahl** did not play (injury).

HISTORY VS. NEBRASKA



- Overall: UW leads, 20-14
- In Lincoln: UNL leads, 8-8
- Gard vs. UNL: 8-3
- Active Streak: UW won last 6

ALL-TIME MEETINGS (UW leads 20-14)

Date	Rank	Result	Score	Location
3/5/04	NA	L	22-25	Lincoln
2/21/07	NA	W	35-31	Madison
3/3/08	NA	W	34-4	Madison
1/3/22	NA	W	27-14	Madison
12/30/39	NA	L	45-53	Milwaukee
1/4/41	NA	W	46-31	Lincoln
12/19/55	--/--	W	71-52	Madison
12/10/56	--/--	L	51-53	Lincoln
12/1/65	--/--	L	88-101	Madison
11/30/68	--/--	L	55-68	Lincoln
12/27/79	--/--	L	82-83	Honolulu, HI
12/5/83	--/--	L++	69-71	Madison
12/12/84	--/--	L	51-53	Lincoln
12/11/90	--/--	L	63-75	Lincoln
12/11/91	--/--	L	67-85	Lincoln
11/22/98	--/--	W	78-41	Fairbanks, AK
12/27/11	11/--	W	64-40	Lincoln
1/15/12	--/--	W	50-45	Madison
1/5/13	--/--	W	47-41	Lincoln
2/26/13	17/--	W	77-46	Madison
3/9/14	9/--	L	68-77	Lincoln
1/15/15	7/--	W	70-55	Madison
2/10/15	5/--	W	65-55	Lincoln
2/10/16	--/--	W	72-61	Madison
3/10/16	--/--	L	58-70	Indianapolis
2/12/17	7/--	W+	70-69	Lincoln
1/9/18	--/--	L	59-63	Lincoln
1/29/18	--/--	L	63-74	Madison
1/29/19	24/--	W	62-51	Lincoln
3/15/19	19/--	W	66-62	Chicago
1/21/20	--/--	W	82-68	Madison
2/15/20	--/--	W	81-64	Lincoln
12/22/20	9/--	W	67-53	Madison
2/10/21	21/--	W	61-48	Lincoln

+ Overtime | ++ Double Overtime

LAST MEETING: #21 WIS 61, NEB 48
Feb. 10, 2021 | LINCOLN, Neb.

- Wisconsin beat Nebraska for the 6th time in a row and held the Huskers to a season-low point total in a 61-48 road win.
- UW got 23 points from its bench.
- The Badgers hit 9 3-pointers on a season-high 32 3-point field goal attempts.
- Wisconsin turned the ball over just 8 times, compared to 17 for Nebraska.
- The Badgers had 7 players score at least 8 points in the game, led by freshman **Johnny Davis**, who finished with 10 points.
- **Brad Davison** had 9 points (3-6 3FGs), while D'Mitrik Trice equaled his season high with 8 rebounds to go with 9 points, 3 assists and 0 TOs.

CHARTING THE BADGERS

LED UW IN SCORING

	2021-22	Career
Brad Davison	4 (3-1)	29 (22-7)
Johnny Davis	11 (9-2)	13 (11-2)
Steven Crowl	2 (2-0)	2 (2-0)
Tyler Wahl	1 (1-0)	2 (2-0)

LED UW IN REBOUNDING

	2021-22	Career
Johnny Davis	9 (7-2)	15 (11-4)
Tyler Wahl	3 (3-0)	12 (7-5)
Brad Davison	1 (0-1)	9 (4-5)
Steven Crowl	4 (4-0)	4 (3-0)
Chris Vogt	3 (3-0)	3 (3-0)
Ben Carlson	1 (1-0)	1 (1-0)
Jahcobi Neath	1 (1-0)	1 (1-0)

LED UW IN ASSISTS

	2021-22	Career
Brad Davison	8 (8-0)	37 (21-16)
Johnny Davis	9 (7-2)	12 (9-3)
Tyler Wahl	6 (6-0)	10 (9-1)
Chuckie Hepburn	7 (6-1)	7 (6-1)
Steven Crowl	3 (2-1)	3 (2-1)
Lorne Bowman	1 (1-0)	1 (1-0)
Jahcobi Neath	1 (1-0)	1 (1-0)
Chris Vogt	1 (1-0)	1 (1-0)

LED UW IN MINUTES

	2021-22	Career
Brad Davison	7 (6-1)	47 (35-12)
Johnny Davis	9 (7-2)	9 (7-2)
Tyler Wahl	4 (3-1)	4 (3-1)
Chuckie Hepburn	1 (1-0)	1 (1-0)

Record in those contests in parentheses

2021-22 LINEUP RECORD

Hepburn, Davison, Davis, Wahl, Crowl	14-1
Hepburn, Davison, Neath, Wahl, Crowl	1-0
Hepburn, Davison, Davis, Carlson, Crowl	0-1
Hepburn, Davison, Wahl, Carlson, Crowl	0-1

ACTIVE WIN/LOSS STREAKS

Overall	Loss 1
Vs. Unranked teams (AP)	Won 10
Vs. Ranked teams (AP)	Loss 1
At Home	Loss 1
At Home vs. Big Ten	Loss 1
At Home vs. ranked Big Ten	Loss 1
At Home vs. unranked Big Ten	Won 7
At Home vs. non-conference	Won 3
At Home vs. ranked opp.	Loss 1
On Road	Won 3
On Road vs. Big Ten	Won 3
On Road vs. ranked opp.	Won 1
On Road vs. unranked opp.	Won 5
Neutral	Won 3
Neutral vs. ranked opp.	Won 1
Neutral vs. unranked opp.	Won 4

BIG TEN BEASTS

Over the last 20 seasons, Wisconsin has been one of the Big Ten's best programs.

- Wisconsin has won 5 Big Ten regular season titles since 2000 (2002, 2003, 2008, 2015 and 2020), trailing only Michigan State (8) for the most titles during that span.
- Overall, UW has 19 Big Ten titles, trailing only Purdue (24), Indiana (22) and Ohio State (20).
- Wisconsin has won 12+ B1G games in 10 of last 12 seasons, the most of any Big Ten team.
- UW has posted double-digit B1G wins in 18 of the last 20 years. The only team to do so.
- Since 2001-02 when Bo Ryan and Greg Gard arrived in Madison, UW has the most Big Ten wins and best win pct. at 248-115 (.683).

Big Ten Win Pct., Since 2001-02 (thru 1/24/22)

Team	W-L	Pct.
1. Wisconsin	248-115	.683
2. Michigan State	245-116	.679
3. Ohio State	225-136	.623
4. Maryland	84-56	.600
5. Purdue	211-151	.583

GARD'S GUIDANCE

"Greg Gard is sitting at that table for National Coach of the Year." - Matt Norlander (CBS), Jan. 7, 2022

In his 7th season as head coach, **Greg Gard** has guided the Badgers to one of their best starts. That's just the latest line on a resume that stacks up among the Big Ten's best of the last 40 years.

- Gard has guided the Badgers to a record of 134-73 (.647), the 4th-highest win total and 3rd-highest win percentage in UW annals.

Best Win Pct, Wisconsin Coaches (min. 50 wins)

Coach (School, Years)	Record	Pct.
1. Bo Ryan (2002-15)	364-130	.737
2. Walter Meanwell (1912-17, '21-34)	246-99	.712
3. Greg Gard (2016-present)	134-73	.647
4. Dick Bennett (1996-2000)	94-68	.580
5. Bud Foster (1935-59)	265-267	.498

- With a conference record of 75-47, Gard's .615 win percentage ranks 7th among Big Ten coaches of the last 40 years (since 1980).

Best Win Pct, B1G Coaches w/ 50+ Wins (since 1980)

Coach (School, Years)	Record	Pct.
1. Bo Ryan, WIS (2002-15)	172-68	.717
2. Bob Knight, IND (1972-2000)	353-151	.700
3. Tom Izzo, MSU (1995-)	317-144	.688
4. Thad Matta, OSU (2005-17)	150-78	.658
5. Mark Turgeon, MD (2015-21)	90-50	.643
6. Matt Painter, PUR (2005-)	185-112	.623
7. Greg Gard, WIS (2016-)	75-47	.615
8. Gene Keady, PUR (1981-05)	265-169	.611

(thru games played Jan. 24, 2022)

WISCONSIN'S IRONMAN DAVISON

Senior **Brad Davison** is back for a 5th season and playing an integral role bridging the experience with the youth of this season's roster.

- Named Big Ten Co-Player of the Week on Dec. 6, Davison is enjoying the finest offensive season of his career, ranked 2nd on UW and 15th in the Big Ten avg 15.4 ppg.
- Leading UW with a 2.2 assist-to-turnover ratio, Davison has 37 assists to 17 turnovers.

- Davison already has five 20-point games this season, most recently scoring 22 points vs. #14 Michigan State (1/21). It's just the latest in a career full of signature performances:

DAVISON'S TOP-5 SCORING OUTINGS

- 30 pts (8 3s) at Nebraska in 2020
- 30 pts (7 3s) vs Michigan State in 2018
- 29 pts (5 3s) vs. N. Carolina in 2021 NAAs
- **27 pts (5 3s) at Georgia Tech on Dec. 1, 2021**
- 26 pts (6 3s) at Western Kentucky in 2019
- Davison ranks 4th in the Big Ten averaging a career-best 2.6 triples per contest this season.
- He's 2nd in the B1G shooting 86.3% (63-73) FT.
- For his career, Davison ranks 5th in UW history shooting 83.7% at the charity stripe.
- Davison has been an ironman during his Wisconsin career, appearing in all 146 games he has been eligible (142 straight).
- Davison has now climbed up to 8th place on Wisconsin's all-time scoring list and needs 96 points to pass Rick Olson to move into 7th:

CAREER POINTS

6.	1,745	Claude Gregory	1978-81
7.	1,736	Rick Olson	1983-86
8.	1,641	Brad Davison	2017-present
9.	1,545	Trent Jackson	1986-89
10.	1,533	Jordan Taylor	2009-12

- Davison also ranks in UW's career annals for:
 - 2nd - Games Started (142)
 - 2nd - 3-Pt Field Goals (269)
 - 1st - 3-Pt Field Goal Att. (738)
 - 2nd - Minutes Played (4,614)
 - T-4th - Free Throw % (.837, 360-430)
 - 10th - Steals (144)

ALL-TOURNEY TYLER

"Tyler Wahl is one of the best defenders in the country. The box score doesn't truly indicate his value." - Jay Bilas, ESPN

- Wahl had ESPN's Jay Bilas singing his praises after an All-Tournament Team performance during the Maui Invitational in Las Vegas.
- In 3 games, Wahl averaged 11.0 ppg (18 pts and 4 blk in championship game), plus 5.3 rpg.
- Wahl has found his scoring stride as of late, scoring 20+ points 2 of his last 3 games (the first 20+ point performances of his career).
- Wahl has scored in double figures 6 of his last 7 games (4 straight), including a career-high 21 points to lead UW to a win at Maryland (1/9).
- He did not play vs. Michigan St (1/21) - injury.
- On the year, Wahl ranks 3rd on the team in scoring (11.0 ppg) and 2nd in rebounding (5.7 rpg). He leads the team shooting 51.5% FG.
- With 18 blocks this season, Wahl leads UW and ranks 9th in the B1G averaging 1.1 bpg.
- Wahl has improved in each of his 3 seasons:

Wahl Year-by Year

Year	PPG	RPG	FG%	FT%
2019	2.6	2.6	.430	.389
2020	5.2	4.3	.436	.567
2021	11.0	5.7	.515	.688

2021-22 BIG TEN STANDINGS

Team	Conf.	Overall
Michigan State (#10)	6-1	15-3
Wisconsin (#11)	6-2	15-3
Illinois (#24)	6-2	13-5
Ohio State (#16)	5-2	12-4
Purdue (#6)	5-3	16-3
Rutgers	5-3	11-7
Indiana (RV)	5-4	14-5
Iowa (RV)	4-4	14-5
Michigan	3-3	9-7
Penn State	3-5	8-8
Minnesota	2-5	11-5
Northwestern	2-6	9-8
Maryland	2-6	10-9
Nebraska	0-8	6-13

RECORDS THRU JAN. 24, 2022

AP TOP 25 (WEEK 12 - 1/24/21)

Team	Record	Points
1 Auburn (45)	18-1	1504
2 Gonzaga (15)	15-2	1475
3 Arizona (1)	16-1	1381
4 Baylor	17-2	1335
5 Kansas	16-2	1281
6 Purdue	16-3	1119
7 UCLA	13-2	1116
Houston	17-2	1116
9 Duke	15-3	1017
10 Michigan State	15-3	979
11 Wisconsin	15-3	894
12 Kentucky	15-4	822
13 Texas Tech	15-4	766
14 Villanova	14-5	713
15 USC	16-2	711
16 Ohio State	12-4	584
17 Providence	16-2	542
18 Tennessee	13-5	419
19 LSU	15-4	399
20 Connecticut	13-4	284
21 Xavier	14-4	269
22 Marquette	14-6	177
23 Iowa State	14-5	167
24 Illinois	13-5	155
25 Davidson	16-2	132

Others receiving votes: BYU 120, Alabama 77, Texas 61, Colorado State 57, Florida State 50, Loyola Chicago 21, Oregon 19, Wake Forest 12, Murray State 10, Indiana 10, Iowa 8, TCU 6, Miami (FL) 4, Saint Mary's 3, Boise State 3, Florida 3, Wyoming 2, Seton Hall 1, Iona 1

BATTLE-BACK BADGERS

"Hopefully nobody left early. If they did, that will teach them not to give up on this team."

Those were the words from head coach **Greg Gard** after the Badgers' historic 22-point comeback win over Indiana. Wisconsin has shown an impressive resiliency all season long.

- UW has won 4 games when trailing by double digits this season, including 3 second-half comebacks of 10+ points.
- UW has 3 second-half, double-digit comebacks for the first time in the same season since 1999-00. That year, UW came back from 15 (vs. ILL), 13 (at IOWA) and 12 points (vs. IND).
- Against Indiana, Wisconsin was down by as many as 22 points, including 18 in the second half before pulling out a 64-59 win.
- UW's 22-pt comeback matched the largest in school history. UW also erased a 22-point deficit in an 82-81 OT win vs. Ohio State in 1976.
- In that game, the Badgers also equaled the team's greatest 2nd-half comeback (18).
- UW trailed Nicholls by 12 points with 18:40 left in the 2nd half before winning, 71-68.
- In the Maui Invitational championship game, the Badgers trailed Saint Mary's by 10 (37-27) with ~16:00 left before claiming a 61-55 win.
- Wisconsin trailed Texas A&M by 16 (26-10) in the first half, before putting together a 51-9 run to storm back for a 69-58 win.

CHUCKY AT THE POINT

"Chucky brings a vision and a feel to the floor that we've only had with a few guys the 20 years I've been here...He's a natural at it." - Greg Gard

- True freshman point guard **Chucky Hepburn** has proven to be wise beyond his years, starting every game for the Badgers this season.
- In fact, Hepburn became the first true freshman to start in a season opener for Wisconsin since Devin Harris in 2001-02.
- He became just the 5th UW freshman to score in double figures (13pts) in the season opener since 2000.
- Hepburn is maintaining a 1.6 assist-to-turnover ratio with 37 dimes and 23 turnovers.
- Since 2010, Hepburn trails only Josh Gasser and D'Mitrik Trice for the best assist-to-turnover ratio by a Badger in his freshman season.

Assist-to-Turnover Ratio in First Season (min. 30 ast)

Player (Years)	Ast	TO	Ratio
1. Josh Gasser (2010-11)	75	30	2.5
2. D'Mitrik Trice (2016-17)	63	37	1.7
3. Chucky Hepburn (2021-22)	37	23	1.6
4. Brad Davison (2017-18)	83	59	1.4

- Named Big Ten Co-Freshman of the Week (12/6), Hepburn is tied 2nd for UW in assists (37) and ranks 2nd on the team in steals (20).
- Hepburn is 78.8% (26-33) at the FT line.
- He's scored double figures 5x this season, including a career-high 15pts vs. Marquette (12/4) and 14 points at Northwestern (1/18).

MAUI INVITATIONAL CHAMPS

Wisconsin claimed its first-ever Maui Invitational championship last week in Las Vegas.

- UW is the 6th Big Ten school to win the Maui Invitational and the first since Illinois in 2012.
- **Johnny Davis** was named tournament MVP after averaging 23.7 points and 6.7 rebounds per game, which was highlighted by a career-high 30 points vs. #12 Houston.
- **Tyler Wahl** averaged 11.0 ppg and 5.3 rpg to earn All-Tournament honors.

WISCONSIN 69, TEXAS A&M 58

- Trailing by as many as 16 in the first half, UW used two big runs of 15-1 and 15-3 to take the lead never look back in the win.
- Davis tallied a career-high 20 points and 9 rebounds, with Davison adding 19 points (6-6 FT) and 7 rebounds.

WISCONSIN 65, #12 HOUSTON 63

- Wisconsin held Houston to just 20 first-half points and earned its highest-ranked win since winning at #12 Michigan State, 85-76, on Dec. 25, 2020.
- UW jumped to a 13-0 lead and shot a season-high 49.6% FG (57.1% in 1H). The Badgers turned it over just 9 times. Houston entered averaging 17.0 forced TOs per game.
- Davis scored a career-high 30 points, while Davison and Wahl added 9 points apiece.

WISCONSIN 61, SAINT MARY'S 55

- UW erased a 10-point second-half deficit (37-27 with 15:58 left), its largest second-half comeback since beating NC State in 2018.
- Davis had 20 points and 7 rebounds, while Tyler Wahl added a career-high 18 points, 5 rebounds and 4 blocks.

NEW FACES, NEW PLACES

Wisconsin has plenty of new faces, plus familiar ones in new places, that are making their mark:

- UW's roster features 12 underclassmen, tied with Nebraska for most in the Big Ten. It marks UW's largest group of underclassmen in at least 20 years (going back to 2001-02).
- Freshman G **Chucky Hepburn** became the first true freshman to start in a season opener for Wisconsin since Devin Harris in 2001-02.
- He also became just the 5th UW freshman to score in double figures (13 points) in the season opener since 2000.
- Sophomore G **Johnny Davis**, a starter for the first time in his career, is the only player in the Big Ten leading his team in points (22.2 ppg), rebounds (7.4 rpg) and assists (2.7 apg). Davis also paces UW in steals (23).
- Sophomore F **Steven Crowl** is averaging 8.8 points and 4.8 rebounds per game this season.
- 4 different Badgers have made their first career start this season: **Chucky Hepburn**, **Ben Carlson**, **Steven Crowl** and **Johnny Davis**.

WISCONSIN BASKETBALL RECORD BOOK WATCH

INDIVIDUAL CAREER

POINTS			
1.	2,217	Alando Tucker	2003-07
2.	2,147	Michael Finley	1992-95
3.	2,130	Ethan Happ	2016-19
4.	1,857	Nigel Hayes	2014-17
5.	1,854	Danny Jones	1987-90
6.	1,745	Claude Gregory	1978-81
7.	1,736	Rick Olson	1983-86
8.	1,641	Brad Davison	2017-present
9.	1,545	Trent Jackson	1986-89
10.	1,533	Jordan Taylor	2009-12
11.	1,532	Mike Wilkinson	2002-05
12.	1,459	Bronson Koenig	2014-17
13.	1,458	Frank Kaminsky	2012-15
14.	1,454	Kirk Penney	2000-03
15.	1,430	D'Mitrik Trice	2016-2021
16.	1,425	Devin Harris	2002-04
17.	1,408	Clarence Sherrod	1969-71
18.	1,405	Cory Blackwell	1982-84
19.	1,376	Jon Leuer	2008-11
20.	1,363	Sam Dekker	2013-15

3-POINT FIELD GOALS			
1.	270	Bronson Koenig	2014-17
2.	269	Brad Davison	2017-present
3.	244	D'Mitrik Trice	2016-2021
4.	235	Ben Brust	2011-14
5.	227	Tim Locum	1988-91
6.	217	Kirk Penney	2000-03
7.	213	Michael Finley	1992-95
8.	212	Jason Bohannon	2007-10
9.	193	Trent Jackson	1986-89
10.	187	Devin Harris	2002-04

3-POINT FIELD GOAL ATTEMPTS			
1.	738	Brad Davison	2017-present
2.	695	Bronson Koenig	2014-17
3.	641	D'Mitrik Trice	2016-2021
4.	631	Michael Finley	1992-95
5.	606	Ben Brust	2011-14
6.	561	Kirk Penney	2000-03

ASSISTS			
9.	319	Nigel Hayes	2014-17
10.	311	Mark Vershaw	1998-01
	311	Brad Davison	2017-present
12.	307	Traevon Jackson	2012-15
13.	296	Bronson Koenig	2014-17

STEALS			
8.	164	Devin Harris	2002-04
9.	151	Trent Jackson	1986-89
10.	144	Brad Davison	2017-present
11.	133	Hennssy Auriantal	1996-99
	133	Nigel Hayes	2014-17

FREE THROWS			
5.	408	Clarence Sherrod	1969-71
	408	Danny Jones	1987-90
7.	394	Mike Wilkinson	2002-05
8.	373	Jordan Taylor	2009-12
9.	369	Ethan Happ	2016-19
10.	362	Devin Harris	2002-04
11.	360	Brad Davison	2017-present
12.	334	Trevon Hughes	2007-10

FREE THROW PCT. (MIN. 175 FTAS)			
1.	.870	Rick Olson (260-299)	1983-86
2.	.856	Tim Locum (166-194)	1988-91
3.	.848	Jason Bohannon (228-269)	2007-10
4.	.837	Josh Gasser (292-349)	2011-15
	.837	Brad Davison (360-430)	2017-present
6.	.817	Wes Matthews (273-334)	1978-80
7.	.814	Bronson Koenig (193-237)	2014-17

GAMES STARTED			
1.	144	Josh Gasser	2011-15
2.	142	Brad Davison	2017-present
3.	139	Ethan Happ	2016-19
4.	126	Alando Tucker	2003-07
5.	116	Mike Kelley	1998-01
6.	112	Rick Olson	1983-86
	112	Michael Finley	1992-95
	112	Nigel Hayes	2014-17
9.	109	Andy Kowske	1998-01
	109	Danny Jones	1987-90

GAMES PLAYED			
1.	150	Nigel Hayes	2014-17
2.	148	Josh Gasser	2011-15
	148	Bronson Koenig	2014-17
4.	146	Brad Davison	2017-present
5.	144	Frank Kaminsky	2012-15
6.	143	D'Mitrik Trice	2018-21
7.	139	Ethan Happ	2016-19
8.	136	Joe Krabbenhoft	2006-09
	136	Jordan Taylor	2009-12
10.	135	Jason Bohannon	2007-10
	135	Khalil Iverson	2016-19

MINUTES PLAYED			
1.	4,774	Josh Gasser	2011-15
2.	4,614	Brad Davison	2017-present
3.	4,446	Nigel Hayes	2014-17
4.	4,297	Alando Tucker	2003-07
5.	4,125	D'Mitrik Trice	2016-2021
6.	4,115	Ethan Happ	2016-19
7.	4,075	Bronson Koenig	2014-17
8.	4,023	Mike Wilkinson	2002-05
9.	3,962	Rick Olson	1983-86
10.	3,950	Jordan Taylor	2009-12

COACHING WINS, OVERALL			
1.	364-130 (.737)	Bo Ryan (2002-15)	
2.	265-267 (.498)	Harold Foster (1935-59)	
3.	246-99 (.712)	Walter Meanwell (1912-17, '21-34)	
4.	134-73 (.647)	Greg Gard (2016-present)	
5.	128-165 (.437)	Steve Yoder (1983-92)	
6.	100-114 (.467)	John Erickson (1960-68)	
7.	94-68 (.580)	Dick Bennett (1996-00)	

COACHING WINS, BIG TEN			
1.	172-68 (.717)	Bo Ryan (2002-15)	
2.	158-80 (.660)	Walter Meanwell (1912-17, '21-34)	
3.	143-182 (.440)	Harold Foster (1935-59)	
4.	75-47 (.615)	Greg Gard (2016-present)	
5.	52-74 (.413)	John Erickson (1960-68)	

INDIVIDUAL SEASON

SCORING AVERAGE			
1.	23.8	Clarence Sherrod	1970-71
2.	22.7	Joe Franklin	1967-68
3.	22.4	Clarence Sherrod	1969-70
4.	22.3	Johnny Davis	2021-22
5.	22.1	Michael Finley	1992-93
6.	20.5	Michael Finley	1994-95

TEAM SEASON

FEWEST TURNOVERS PER GAME - TEAM			
1.	7.4	296 in 40 games	2014-15
2.	7.6	258 in 34 games	2010-11
3.	8.1	307 in 38 games	2013-14
4.	8.4	142 in 17 games	2021-22
5.	8.8	289 in 33 games	2009-10
6.	8.9	320 in 36 games	2011-12

FREE THROW PERCENTAGE - TEAM			
1.	.818 (436-533)		2010-11
2.	.768 (364-474)		2020-21
3.	.764 (353-462)		2019-20
4.	.763 (584-765)		2014-15
5.	.758 (413-545)		1983-84
6.	.757 (268-354)		2021-22

INDIVIDUAL SINGLE GAME

3-POINT FIELD GOALS			
1.	8	Bronson Koenig vs. Va. Tech	3/16/17
	8	Brad Davison at Nebraska	2/15/20
3.	7	15 times; Most recent:	
		D'Mitrik Trice vs. Oklahoma	11/22/18

BIG TEN RECORDS – CAREER

COACHING WINS, BIG TEN			
31.	86-68 (.558)	O.B. Cowles, MINN	1948-59
32.	83-89 (.483)	Jim Dutcher, MINN	1975-86
33.	81-48 (.628)	Mark Turgeon, MD	2011-19
34.	75-46 (.620)	Greg Gard, WIS	2016-present
35.	72-41 (.637)	Bucky O'Connor, IOWA	1952-58
36.	70-150 (.318)	Bill Carmody, NU	2000-13



THE GARD FILE

■ Career Record (7th Season): 134-73 (.647)

- Record at Wisconsin (7th Season): 134-73 (.647)
- Big Ten Record (7th Season): 75-47 (.615)
- NCAA Tournament Appearances/Record: 4 / 5-4 (.556)
- Hometown: Cobb, Wis.
- Alma Mater: UW-Platteville, 1995 (Physical & Health Ed)
- Master's Degree: UW-Platteville, 2007 (Counselor Ed)
- Family: Wife, Michelle
Daughters, Mackenzie and Peyton; Son, Isaac

COACHING EXPERIENCE

Position	School	Years
Assistant Coach	Southwestern (Wis.) HS	1990-93
Assistant Coach	Platteville (Wis.) HS	1993-94
Assistant Coach	UW-Platteville	1993-99
Assistant Coach	UW-Milwaukee	1999-01
Assoc. Head Coach	Wisconsin	2001-15
Head Coach	Wisconsin	2015-Present

CAREER HIGHLIGHTS

Date	Highlight
Dec. 15, 2015	Assumed role of interim head coach upon the retirement of Bo Ryan
Dec. 23, 2015	First career win, 84-79, vs. Green Bay
Jan. 2, 2016	First Big Ten win, 79-57, vs. Rutgers
Jan. 17, 2016	First ranked win, 77-76, vs. #4 MSU
Jan. 26, 2016	UW claimed 82-79 overtime win over eventual Big Ten champion #19 Indiana
Feb. 13, 2016	First road win over ranked team, 70-57, at #2 Maryland
March 7, 2016	Officially named Wisconsin head coach
March 18, 2016	First NCAA tournament win, 47-43, against 10th-seeded Pittsburgh
April 4, 2016	Jim Phelan National Coach of the Year
March 18, 2017	Led UW to its fourth-ever win over No. 1 team in the nation with a 65-62 victory over top-seeded Villanova in NCAA tournament second round
Feb. 15, 2018	UW tallied sixth top-10 win in three seasons under Gard (#6 Purdue, 57-53)
Jan. 19, 2019	UW tops #2 Michigan, 64-54
Jan. 3, 2020	UW won at #5 Ohio State, 61-47
March 7, 2020	Leads UW to Big Ten championship with 60-56 win at Indiana
Nov. 24, 2021	UW wins first Maui Invitational title
Jan. 3, 2022	UW wins at #3 Purdue, 74-69

Greg Gard, a coaching veteran of 30-plus years, enters his seventh season leading the Wisconsin men's basketball program in 2021-22 after proving himself as one of the best head coaches in the Big Ten. Gard earned 2020 Big Ten Coach of the Year honors after leading the Badgers to the regular season conference championship in 2019-20.

Wisconsin's incredible postseason success hasn't wavered on Gard's watch either, participating in the NCAA tournament in five of his first six seasons (Big Ten automatic qualifier status in canceled 2020 Big Dance, due to COVID pandemic). Most recently in 2020-21, Gard led the Badgers to an NCAA tournament first-round win over North Carolina, advancing UW to the second round of the NCAA tournament for the fifth time in its last six trips to The Big Dance.

Gard's postseason ledger includes a pair of Sweet 16 appearances in each of his first two seasons at the helm. In fact, Gard is just the third coach in the last 20 years to pilot his team to the Sweet 16 in each of his first two seasons, joining UCLA's Steve Lavin (1996-97) and Gonzaga's Mark Few (2000-01).

In his first six seasons as head coach, Gard posted a record of 119-70, the second-fastest (157 games) Wisconsin coach to 100 overall wins in the NCAA tournament era. He also guided UW to a conference record of 69-45. His .605 conference win percentage ranked eighth among Big Ten coaches the last 40 years.

After initially taking over on an interim basis midway through the 2015-16 season, Gard would go on to win the Jim Phelan National Coach of the Year Award that season and was officially named head coach of the Badgers on March 7, 2016. Through six seasons, Gard has already risen to fifth on the school's all-time wins list and owns the third-best win percentage in Wisconsin program history.

The 2020-21 season brought unprecedented challenges due to the global COVID-19 pandemic, but the leadership of Gard and his staff helped navigate the Badgers to an NCAA tournament appearance. The Badgers finished the season 18-13 overall (10-10 Big Ten), highlighted with an 85-62 win over North Carolina in the first round of the NCAA tournament.

Gard's leadership during the 2019-20 season might have been his best. After opening 5-5 overall and 5-5 in the Big Ten, Wisconsin won nine of its last 10

games, including its final eight games of the season to win a share of the 2020 conference championship and claim the No. 1 seed for the later canceled Big Ten tournament. During that run, UW knocked off No. 14 Michigan State, won at No. 19 Michigan and closed the season with a win at Indiana to clinch the title.

In his inaugural season as head coach, Gard led the Badgers to the 2016 NCAA Tournament Sweet 16, becoming just the second-ever first-year coach to win the Jim Phelan National Coach of the Year award. He followed that up by leading UW to the fifth-highest single-season win total in school history (27-10) and making a second-consecutive visit to the Sweet 16.

Gard's Badgers would follow that up with another 12-6 conference campaign in 2017, finishing second in both the regular season and the Big Ten tourney. UW capped off its 27-win season with a signature win in the NCAA tournament, knocking off the nation's No. 1 team Villanova, 65-62, to advance to the Sweet 16.

In 2018-19, Gard piloted the Badgers back to the Big Dance, posting a 23-11 overall record and 14-6 in the Big Ten. UW won 14 conference games for just the 3rd time in school history.

During his tenure as head coach, Gard has helped a pair of players reach first-team All-Big Ten status: Nigel Hayes in 2016 and third-team All-American Ethan Happ received the distinction in both 2017, 2018 and 2019.

Gard served as an assistant at Wisconsin for 14-plus seasons, including the final seven as the associate head coach. Gard served as the Badgers' recruiting coordinator in addition to constructing future game schedules and director of the Badger Boys Basketball Camps.

Gard helped guide the Badgers to back-to-back Final Fours in 2014 and 2015, and in 2015 UW reached its first national championship game since 1941.

In fact, Gard has been on the bench for each of the top 13 winningest seasons at Wisconsin.

Prior to coming to Wisconsin in 2001, Gard spent the previous two seasons as Ryan's assistant at UW-Milwaukee. Previously, Gard served as an assistant coach to Ryan at UW-Platteville from 1993-99. During Gard's years on the Pioneer staff, UW-Platteville compiled a 161-13 (.925) record and won three NCAA Division III titles, five straight Wisconsin Intercollegiate Athletic Conference (WIAC) championships and appeared in six consecutive NCAA tournaments.

GARD YEAR-BY-YEAR

Year	School	Record	Pct.	Conf.	Record	Place	Postseason
2015-16	Wisconsin	15-8	.652	Big Ten	12-6	T-3rd	NCAA Sweet 16
2016-17	Wisconsin	27-10	.730	Big Ten	12-6	T-2nd	NCAA Sweet 16
2017-18	Wisconsin	15-18	.455	Big Ten	7-11	9th	--
2018-19	Wisconsin	23-11	.676	Big Ten	14-6	4th	NCAA First Round
2019-20	Wisconsin	21-10	.677	Big Ten	14-6	T-1st	Postseason canceled
2020-21	Wisconsin	18-12	.600	Big Ten	10-10	6th	NCAA Second Round
2021-22	Wisconsin	15-3	.833	Big Ten	6-2	--	
Totals (7 seasons)		134-73	(.647)		75-47	(.615)	4 NCAA appearances

GARD vs. DIVISION I TEAMS

Team	Home	Away	Neut.	Total	Team	Home	Away	Neut.	Total
Arkansas-Pine Bluff	1-0	0-0	0-0	1-0	North Carolina	0-0	0-0	1-1	1-1
Baylor	0-0	0-0	0-2	0-2	North Carolina State	1-0	0-1	0-0	1-1
Central Arkansas	1-0	0-0	0-0	1-0	Northwestern	3-2	4-1	1-0	7-3
Chicago State	2-0	0-0	0-0	2-0	Notre Dame	0-0	0-0	0-1	0-1
Coppin State	1-0	0-0	0-0	1-0	Ohio State	4-2	2-2	0-0	6-4
Creighton	0-0	0-1	0-0	0-1	Oklahoma	1-0	0-0	1-0	2-0
Eastern Illinois	2-0	0-0	0-0	2-0	Oregon	0-0	0-0	0-1	0-1
Florida	0-0	0-0	0-1	0-1	Penn State	3-0	4-1	1-0	8-1
Florida A&M	1-0	0-0	0-0	1-0	Pittsburgh	0-0	0-0	1-0	1-0
Georgetown	0-0	0-0	1-0	1-0	Prairie View A&M	1-0	0-0	0-0	1-0
Georgia Tech	0-0	1-0	0-0	1-0	Providence	0-0	0-0	0-0	0-1
Grambling State	1-0	0-0	0-0	1-0	Purdue	2-2	1-5	0-0	3-7
Green Bay	6-0	0-0	0-0	6-0	Rhode Island	1-0	0-0	0-0	1-0
Houston	0-0	0-0	1-0	1-0	Rider	1-0	0-0	0-0	1-0
Houston Baptist	1-0	0-0	0-0	1-0	Richmond	0-0	0-0	0-1	0-1
Idaho State	1-0	0-0	0-0	1-0	Rutgers	4-0	1-2	1-0	6-2
Illinois	3-2	4-1	0-0	7-3	St. Francis Brooklyn	1-0	0-0	0-0	1-0
Illinois State	1-0	0-0	0-0	1-0	Saint Mary's	0-0	0-0	1-1	1-1
Indiana	6-0	2-2	1-0	9-2	Savannah State	1-0	0-0	0-0	1-0
Iowa	2-2	2-3	0-1	4-6	South Carolina State	1-0	0-0	0-0	1-0
Louisville	1-0	0-0	0-0	1-0	Stanford	0-0	0-0	1-0	1-0
Loyola	1-0	0-0	0-0	1-0	Syracuse	1-0	0-0	0-0	1-0
Marquette	2-1	1-2	0-0	3-3	Temple	0-0	0-1	0-0	0-1
Maryland	3-2	3-2	1-0	7-4	Tennessee	0-0	1-0	1-0	2-0
UMass Lowell	1-0	0-0	0-0	1-0	Texas A&M	0-0	0-0	1-0	1-0
McNeese State	1-0	0-0	0-0	1-0	UCLA	0-0	0-0	0-1	0-1
Michigan	3-2	1-3	0-1	4-6	Villanova	0-0	0-0	1-0	1-0
Michigan State	2-3	1-4	0-2	3-9	Virginia	0-0	0-1	0-1	0-2
Milwaukee	2-0	0-0	0-0	2-0	Virginia Tech	0-0	0-0	1-0	1-0
Minnesota	4-1	3-1	0-0	7-2	Western Kentucky	1-0	0-1	0-0	1-1
Nebraska	3-1	4-1	1-1	8-3	Xavier	0-1	1-0	1-0	2-1
New Mexico	0-0	0-0	0-1	0-1	Yale	1-0	0-0	0-0	1-0
Nicholls	1-0	0-0	0-0	1-0					
					Total	80-22	36-35	18-16	134-73

Junior | Guard | 6-4 | 196
Toronto, Ontario | Crestwood Prep (Wake Forest)



	SEASON	CAREER
GP/GS	10/1	60/10
10+ POINTS:	0	6
20+ POINTS:	0	0
3+ FGS MADE:	0	12
2+ ASSISTS:	1	28
2+ STEALS:	1	8
20+ MINUTES:	1	21
1,000 FT %:	2	12

Jahcobi Neath begins his first season with the Badgers after transferring from Wake Forest. The Toronto, Ontario native played the last two seasons for the Demon Deacons and had an immediate impact as a true freshman in 2019-20. Neath played in 30 games and started five, averaging 5.3 points and 2.2 assists per game his first season, shooting 42.2 percent from the floor, including 48 percent from 3-point range. Last season as a sophomore, Neath played in 20 games for Wake Forest and made four starts. He averaged 3.8 points and 1.7 assists in 15.8 minutes per game. Neath represented Canada at the U18 and U19 levels, playing internationally at the 2019 FIBA U19 World Cup. In high school, he played at Crestwood Prep in Toronto and led the Lions to the 2019 national championship, averaging 26 points, seven rebounds and four assists per game his senior season.

- **NICHOLLS (12/15/21):** Made his first start at Wisconsin, finishing with 9 points and a career-high 7 rebounds, plus 2 assists
- Played a career-high 34 minutes in a matchup against Pittsburgh (3/10/20) where he scored 6 points, secured 4 rebounds, and added 6 assists
- Posted back-to-back 16-point contests against Georgia Tech (2/19/20) and Duke (2/25/20)

POINTS: 9 vs. Nicholls (12/15/21)
FIELD GOALS: 3 vs. Nicholls (12/15/21)
FG ATTEMPTS: 6 vs. Nicholls (12/15/21)
3-POINT FGS: 1 (3x) MR vs. Michigan State (1/21/22)
3-POINT FGAS: 3 vs. Michigan State (1/21/22)
FREE THROWS: 2 (2x) MR vs. Nicholls (12/15/21)
FT ATTEMPTS: 2 (3x) MR vs. Nicholls (12/15/21)
REBOUNDS: 7 vs. Nicholls (12/15/21)
ASSISTS: 2 vs. Nicholls (12/15/21)
BLOCKS: --
STEALS: 2 vs. Marquette (12/4/21)
MINUTES: 27 vs. Nicholls (12/15/21)

POINTS: 16 (2x) MR vs. Duke (2/25/20)*
FIELD GOALS: 5 (2x) MR vs. Longwood (11/27/20)*
FG ATTEMPTS: 10 (2x) MR at BC (2/10/21)*
3-POINT FGS: 2 (2x) MR at NC State (1/27/21)*
3-POINT FGAS: 5 at Virginia Tech (2/27/21)*
FREE THROWS: 9 vs. Duke (2/25/20)*
FT ATTEMPTS: 12 vs. Duke (2/25/20)*
REBOUNDS: 7 vs. Nicholls (12/15/21)
ASSISTS: 6 (3x) MR vs. Del. St (11/25/20)*
BLOCKS: 1 (3x) MR vs. Duke (2/17/21)*
STEALS: 3 vs. Catawba (12/31/20)*
MINUTES: 34 vs. Pittsburgh (3/10/20)

Opponent	Date	gs	min	Total		3-Pointers		Free throws		Rebounds					pts	avg				
				fg-fga	ptct	3fg-fga	ptct	ft-fa	ptct	off	def	tot	avg	pf			a	t/o	blk	stl
ST. FRANCIS BROOKLYN	11/09/21	18	1-5	200	0-0	.000	2-2	1.000	2	0	2	2.0	0	0	1	0	0	4	4.0	
at Georgia Tech	12/01/21	6	1-3	.333	0-1	.000	0-0	.000	0	0	0	1.0	0	0	0	0	0	2	3.0	
MARQUETTE	12/04/21	9	0-3	.000	0-2	.000	1-2	.500	0	1	1	1.0	3	1	0	0	2	1	2.3	
at Ohio St.	12/11/21	6	0-1	.000	0-0	.000	0-0	.000	0	1	1	1.0	0	1	0	0	0	0	1.8	
NICHOLLS ST.	12/15/21 *	27	3-6	.500	1-1	1.000	2-2	1.000	2	5	7	2.2	3	2	0	1	1	9	3.2	
at Purdue	01/03/22	2	0-1	.000	0-1	.000	1-2	.500	0	1	1	2.0	1	0	0	0	0	1	2.8	
IOWA	01/06/22	13	1-3	.333	0-1	.000	0-1	.000	1	3	4	2.3	1	1	1	0	0	2	2.7	
OHIO ST.	01/13/22	5	1-2	.500	1-1	1.000	0-0	.000	0	0	0	2.0	0	0	0	0	0	3	2.8	
at Northwestern	01/18/22	2	0-0	.000	0-0	.000	0-0	.000	0	0	0	1.8	0	0	0	0	0	0	2.4	
MICHIGAN ST.	01/21/22	11	1-3	.333	1-3	.333	0-0	.000	0	0	0	1.6	0	0	0	0	0	3	2.5	
Totals		1	99	8-27	.296	3-10	.300	6-9	.667	5	11	16	1.6	8	5	2	1	3	25	2.5

Games played: 10
Minutes/game: 9.9
Points/game: 2.5
FG Pct: 29.6
3FG Pct: 30.0
FT Pct: 66.7

Rebounds/game: 1.6
Assists/game: 0.5
Turnovers/game: 0.2
Assist/turnover ratio: 2.5
Steals/game: 0.3
Blocks/game: 0.1

Overall					3-Point				Rebounding									
Year	GP-GS	Min/Avg	FG-FGA	Pct	FG-FGA	Pct	FT-FTA	Pct	Off-Def	Total	Avg	PF-FO	Ast	TO	Blk	Stl	Pts/Avg	
2019-20*	30-5	554/18.5	54-128	.422	12-25	.480	38-65	.585	7-49	56	1.9	49-0	67	53	1	15	158/5.3	
2020-21*	20-4	316/15.8	25-70	.357	6-27	.222	19-21	.905	4-31	35	1.8	28-0	33	35	2	9	75/3.8	
2021-22	10-1	100/10.0	8-27	.296	3-10	.300	6-9	.667	5-11	16	1.6	8-0	5	2	1	3	25/2.5	
Total	60-10	970/16.2	87-225	.387	21-62	.339	63-95	.663	16-91	107	1.8	85-0	105	90	4	27	258/4.3	
*at Wake Forest																		
Conference					3-Point				Rebounding									
Year	GP-GS	Min/Avg	FG-FGA	Pct	FG-FGA	Pct	FT-FTA	Pct	Off-Def	Total	Avg	PF-FO	Ast	TO	Blk	Stl	Pts/Avg	
2019-20*	20-4	366/18.3	38-86	.442	10-18	.556	29-46	.630	6-30	36	1.8	36-0	42	31	0	8	115/5.8	
2020-21*	17-3	252/14.8	16-50	.320	6-26	.231	9-11	.818	3-21	24	1.4	20-0	25	30	2	4	47/2.8	
2021-22	6-0	40/6.7	3-10	.300	2-6	.333	1-3	.333	1-5	6	1.0	2-0	2	1	0	0	9/1.5	
Total	43-7	658/15.3	57-146	.390	28-53	.360	39-60	.650	10-56	66	1.5	58-0	69	62	2	12	171/4.0	

*Atlantic Coast Conference (ACC)

1 |

JOHNNY DAVIS

Sophomore | Guard | 6-5 | 194

La Crosse, Wis. | La Crosse Central High School



Twitter: @JohnnyDavis | Instagram: @johnnydavis

INDIVIDUAL BENCHMARKS

	SEASON	CAREER
GP/GS	16/16	47/16
10+ POINTS:	16	25
20+ POINTS:	11	11
2+ 3-PTERS MADE:	8	9
3+ ASSISTS:	7	11
5+ REBOUNDS:	14	26
LED UW IN PTS:	12	14
LED UW IN REB:	9	15

GET TO KNOW JOHNNY

Sophomore Johnny Davis has established himself as one of the best players in college basketball. His midseason resume includes MVP honors at the Maui Invitational, nomination to the Wooden Award Midseason Top-25 Watch List, as well as a 37-point, 14-rebound virtuoso performance in a win at No. 3 Purdue. Last season, Davis played in all 31 games, averaging 24.4 minutes per game (fifth-most on the team). The 6-foot-5 guard averaged 7.0 points and 4.1 rebounds per game last season, including a season-high 17 points (6-7 FG, 4-4 3FG) in a win over Penn State. A four-star recruit by Rivals, Johnny Davis was named Wisconsin Mr. Basketball as a senior at La Crosse Central. He finished his high school career as Central's all-time leading scorer with 2,158 points. Along with twin brother and fellow Badger, Jordan, he helped lead Central to the WIAA Division 2 state tournament and capture the state title in 2017. In football, Davis was a first-team all-state QB. Davis' father, Mark, played 13 seasons of professional basketball, including 31 games for the Milwaukee Bucks (1988-89, after being selected in the 4th Round of the 1985 NBA Draft by the Cleveland Cavaliers).

HONORS

- 2021-22 Wooden Award Midseason Top 25
- 2021 Maui Invitational Tournament MVP
- 2x Big Ten Player of the Week (11/29/21, 1/10/22)
- Gold medal with USA at 2021 FIBA U19 World Cup

TOP SEASON PERFORMANCES

- **#3 PURDUE (1/3/22):** Career-high 37 points, plus career-best 14 rebounds, 3 ast, 2 blk, 2 stl in road win
- **INDIANA (12/8/21):** Scored 25 points, including the go-ahead 3 with 1:18 remaining, to lead UW in a 22-point comeback win
- **IOWA (1/6/22):** Led the team in points (26), rebounds (9), and assists (5 - matched a career high)
- **#12 HOUSTON (11/23/21):** Had a then career-high 30 points to lead UW to an upset win at Maui Inv.

SEASON HIGHS

POINTS: 37 at Purdue (1/3/22)
FIELD GOALS: 13 at Purdue (1/3/22)
FG ATTEMPTS: 24 at Purdue (1/3/22)
3-POINT FGS: 4 (2x) MR at Northwestern (1/18/22)
3-POINT FGAS: 7 (4x) MR at Maryland (1/9/22)
FREE THROWS: 9 at Purdue (1/3/22)
FT ATTEMPTS: 12 at Purdue (1/3/22)
REBOUNDS: 14 at Purdue (1/3/22)
ASSISTS: 5 (3x) MR vs. Iowa (1/6/21)
BLOCKS: 2 (2x) MR at Purdue (1/3/22)
STEALS: 4 vs. Houston (11/23/21)
MINUTES: 38 (5x) MR vs. Michigan State (1/21/22)

CAREER HIGHS

POINTS: 37 at Purdue (1/3/22)
FIELD GOALS: 13 at Purdue (1/3/22)
FG ATTEMPTS: 24 at Purdue (1/3/22)
3-POINT FGS: 4 (3x) MR at Northwestern (1/18/22)
3-POINT FGAS: 7 (4x) MR at Maryland (1/9/22)
FREE THROWS: 9 at Purdue (1/3/22)
FT ATTEMPTS: 12 at Purdue (1/3/22)
REBOUNDS: 14 at Purdue (1/3/22)
ASSISTS: 5 (3x) MR vs. Iowa (1/6/21)
BLOCKS: 2 (5x) MR at Purdue (1/3/22)
STEALS: 4 (2x) MR vs. Houston (11/23/21)
MINUTES: 41 vs. Indiana (1/7/21)

GAME-BY-GAME STATISTICS

Opponent	Date	gs	min	Total		3-Pointers		Free throws		Rebounds				pf	a	t/o	blk	stl	pts	avg	
				fg-fga	pct	3fg-fga	pct	ft-fga	pct	off	def	tot	avg								
ST. FRANCIS BROOKLYN	11/09/21	*	26	6-15	.400	2-6	.333	1-2	.500	1	2	3	3.0	0	5	0	0	2	15	15.0	
GREEN BAY	11/12/21	*	25	5-16	.313	0-3	.000	5-6	.833	2	3	5	4.0	1	2	0	1	1	15	15.0	
vs Texas A&M	11/22/21	*	38	8-18	.444	1-5	.200	4-4	1.000	3	6	9	5.7	1	2	3	0	2	21	17.0	
vs Houston	11/23/21	*	37	10-18	.556	4-7	.571	6-6	1.000	0	4	4	5.3	1	1	2	2	4	30	20.3	
vs Saint Mary's (CA)	11/24/21	*	32	7-17	.412	1-1	1.000	5-5	1.000	2	5	7	5.6	1	1	3	0	1	20	20.2	
at Georgia Tech	12/01/21	*	37	4-9	.444	2-4	.500	5-8	.625	2	4	6	5.7	2	5	4	1	1	15	19.3	
MARQUETTE	12/04/21	*	30	9-14	.643	1-1	1.000	6-8	.750	0	5	5	5.6	1	1	1	1	0	25	20.1	
INDIANA	12/08/21	*	37	8-17	.471	1-3	.333	6-7	.857	1	8	9	6.0	1	1	3	1	0	23	20.5	
at Ohio St.	12/11/21	*	38	11-22	.500	2-7	.286	0-0	.000	1	6	7	6.1	4	3	1	0	3	24	20.9	
ILLINOIS ST.	12/29/21	*	37	6-22	.273	0-3	.000	8-9	.889	3	8	11	6.6	3	5	2	1	1	20	20.8	
at Purdue	01/03/22	*	38	13-24	.542	2-5	.400	9-12	.750	1	13	14	7.3	2	3	3	2	2	37	22.3	
IOWA	01/06/22	*	35	10-18	.556	3-7	.429	3-5	.600	1	8	9	7.4	3	5	2	0	0	26	22.6	
at Maryland	01/09/22	*	37	7-19	.368	1-7	.143	4-5	.800	0	7	7	7.4	1	1	3	1	1	19	22.3	
OHIO ST.	01/13/22	*	34	4-18	.222	1-5	.200	5-6	.833	2	7	9	7.5	2	2	4	0	1	14	21.7	
at Northwestern	01/18/22	*	38	8-15	.533	4-5	.800	7-10	.700	1	7	8	7.5	0	2	3	0	3	27	22.1	
MICHIGAN ST.	01/21/22	*	38	8-20	.400	2-4	.500	7-8	.875	2	3	5	7.4	3	4	3	1	1	25	22.3	
Totals			16	557	124-282	.440	27-73	.370	81-101	.802	22	96	118	7.4	26	43	37	11	23	356	22.3

Games played: 16
Minutes/game: 34.8
Points/game: 22.3
FG Pct: 44.0
3FG Pct: 37.0
FT Pct: 80.2

Rebounds/game: 7.4
Assists/game: 2.7
Turnovers/game: 2.3
Assist/turnover ratio: 1.2
Steals/game: 1.4
Blocks/game: 0.7

CAREER STATISTICS

Overall					3-Point				Rebounding									
Year	GP-GS	Min/Avg	FG-FGA	Pct	FG-FGA	Pct	FT-FTA	Pct	Off-Def	Tot	Avg	PF-FO	Ast	TO	Blk	Stl	Pts/Avg	
2020-21	31-0	753/24.3	86-195	.441	14-36	.389	32-44	.727	34-94	128	4.1	66-0	35	34	18	34	218/7.0	
2021-22	16-16	557/34.8	124-283	.438	27-74	.365	81-101	.802	22-96	118	7.4	26-0	42	37	11	23	356/22.3	
Total	47-16	1310/27.9	210-478	.439	41-110	.373	113-145	.779	56-190	246	5.2	92-0	77	71	29	57	574/12.2	
Conference					3-Point				Rebounding									
Year	GP-GS	Min/Avg	FG-FGA	Pct	FG-FGA	Pct	FT-FTA	Pct	Off-Def	Tot	Avg	PF-FO	Ast	TO	Blk	Stl	Pts/Avg	
2020-21	20-0	503/25.2	52-127	.409	9-26	.346	21-29	.724	22-56	78	3.9	48-0	19	23	10	26	134/6.7	
2021-22	8-8	294/36.8	69-153	.451	16-43	.372	41-53	.774	9-59	68	8.5	16-0	21	22	5	11	195/24.4	
Total	28-8	797/28.5	121-280	.432	25-69	.362	62-82	.756	31-115	146	5.2	64-0	40	45	15	37	329/11.8	

5 | TYLER WAHL

Junior | Forward | 6-9 | 221
Lakeville, Minn. | Lakeville North High School



Twitter: @tjwahl01 | Instagram: @tjwahl01

INDIVIDUAL BENCHMARKS

	SEASON	CAREER
GP/GS:	17/17	79/38
10+ POINTS:	8	13
20+ POINTS:	2	2
5+ REBOUNDS:	10	30
10+ REBOUNDS:	2	5
DOUBLE-DOUBLES:	1	3
2+ BLOCKS:	4	10
LED UW IN PTS:	1	2
LED UW IN REB:	3	10

GET TO KNOW TYLER

Junior forward Tyler Wahl has had an immediate impact at Wisconsin since stepping onto campus. Having now played in over 75 career games as a Badger, the Lakeville, Minnesota native played in all 31 games for the Badgers last season (18 starts). Averaging 5.2 points, 4.3 rebounds and 1.0 steals per game last year, one of Wahl's best games came when he led the Badgers in scoring for the first time in his career with 14 points, plus a team-high 6 rebounds and 2 assists in a win vs. Northwestern. As a prep senior at Lakeville North, Wahl averaged 18.0 points, 10.0 rebounds and 6.6 assists per game, leading the Panthers to a 27-5 record, the school's first-ever conference title, and an appearance in the Class AAAA state championship game. He earned back-to-back AP second-team All-State honors as a junior and senior, setting the school record for rebounds (905) and finishing third in Panther history with 1,397 points.

HONORS

- 2021 Maui Invitational All-Tournament Team

TOP SEASON PERFORMANCES

- **#16 OHIO STATE (1/13/22):** Scored 20 points (8-10 FG), plus 7 rebounds, a career-high 6 assists, and matched a career high 3 steals.
- **MARYLAND (1/9/22):** Finished with a career-high 21 points and added five rebounds and two assists
- **IOWA (1/6/22):** Scored 16 points (6-7 FG), while pulling down a team-leading 9 rebounds
- **INDIANA (12/8/21):** Season-high 12 rebounds, plus 7 pts, 3 blk and 3 ast in UW's comeback win
- **SAINT MARY'S (11/24/21):** Scored a then career-high 18 points in the Maui Invitational championship game, adding 5 rebounds and a career-high 4 blocks
- **PROVIDENCE (11/15/21):** Career-high 16 points (7-12 FG), plus 5 rebounds and 2 blocks

SEASON HIGHS

POINTS: 21 at Maryland (1/9/21)
FIELD GOALS: 8 (2x) MR vs. Ohio State (1/13/22)
FG ATTEMPTS: 12 (3x) MR at Northwestern (1/18/22)
3-POINT FGS: 2 vs. Ohio State (1/13/22)
3-POINT FGAS: 4 vs. Ohio State (1/13/22)
FREE THROWS: 8 vs. Illinois St (12/29/21)
FT ATTEMPTS: 12 vs. Illinois St (12/29/21)
REBOUNDS: 12 vs. Indiana (12/8/21)
ASSISTS: 6 vs. Ohio State (1/13/22)
BLOCKS: 4 vs. Saint Mary's (11/24/21)
STEALS: 3 (2x) MR vs. Ohio State (1/13/22)
MINUTES: 36 (2x) MR vs. Saint Mary's (11/24/21)

CAREER HIGHS

POINTS: 21 at Maryland (1/9/21)
FIELD GOALS: 8 (2x) MR vs. Ohio State (1/13/22)
FG ATTEMPTS: 12 (3x) MR at Northwestern (1/18/22)
3-POINT FGS: 2 (3x) MR vs. Ohio State (1/13/22)
3-POINT FGAS: 5 at Nebraska (2/10/21)
FREE THROWS: 8 vs. Illinois St (12/29/21)
FT ATTEMPTS: 12 vs. Illinois St (12/29/21)
REBOUNDS: 15 vs. Green Bay (12/1/20)
ASSISTS: 6 vs. Ohio State (1/13/22)
BLOCKS: 4 vs. Saint Mary's (11/24/21)
STEALS: 3 (5x) MR vs. Ohio State (1/13/22)
MINUTES: 36 (3x) MR vs. Saint Mary's (11/24/21)

GAME-BY-GAME STATISTICS

Opponent	Date	gs	min	Total		3-Pointers		Free throws		Rebounds				pf	a	t/o	blk	stl	pts	avg	
				fg	pct	fg	pct	ft	pct	off	def	tot	avg								
ST. FRANCIS BROOKLYN	11/09/21	*	17	1-3	.333	0-1	.000	3-4	.750	1	3	4	4.0	2	1	2	0	0	5	5.0	
GREEN BAY	11/12/21	*	20	1-2	.500	0-0	.000	0-0	.000	1	4	5	4.5	1	2	1	2	0	2	3.5	
PROVIDENCE	11/15/21	*	36	7-12	.583	0-2	.000	2-3	.667	3	2	5	4.7	4	0	1	2	0	16	7.7	
vs Texas A&M	11/22/21	*	30	3-8	.375	0-2	.000	0-0	.000	2	2	4	4.5	0	1	2	1	3	6	7.3	
vs Houston	11/23/21	*	32	4-10	.400	0-2	.000	1-2	.500	1	6	7	5.0	2	1	0	0	0	9	7.6	
vs Saint Mary's (CA)	11/24/21	*	36	6-9	.667	0-0	.000	6-6	1.000	1	4	5	5.0	4	0	1	4	1	18	9.3	
at Georgia Tech	12/01/21	*	33	4-8	.500	0-0	.000	1-3	.333	0	3	3	4.7	2	1	0	2	1	9	9.3	
MARQUETTE	12/04/21	*	34	2-9	.222	0-2	.000	1-1	1.000	2	3	5	4.8	1	3	0	1	0	5	8.8	
INDIANA	12/08/21	*	28	2-7	.286	0-1	.000	3-4	.750	3	9	12	5.6	2	3	0	3	1	7	8.6	
at Ohio St.	12/11/21	*	23	1-7	.143	0-3	.000	1-1	1.000	0	1	1	5.1	3	2	2	1	1	3	8.0	
NICHOLLS ST.	12/15/21	*	32	4-8	.500	0-2	.000	4-6	.667	0	4	4	5.0	2	2	3	0	1	12	8.4	
ILLINOIS ST.	12/29/21	*	32	5-8	.625	0-0	.000	8-12	.667	1	5	6	5.1	1	0	1	0	1	18	9.2	
at Purdue	01/03/22	*	21	3-4	.750	0-1	.000	0-0	.000	1	3	4	5.0	5	1	1	0	1	6	8.9	
IOWA	01/06/22	*	31	6-7	.857	0-0	.000	4-8	.500	3	6	9	5.3	2	2	1	1	2	16	9.4	
at Maryland	01/09/22	*	30	8-12	.667	0-1	.000	5-5	1.000	1	4	5	5.3	4	2	0	1	0	21	10.2	
OHIO ST.	01/13/22	*	34	8-10	.800	2-4	.500	2-3	.667	2	5	7	5.4	2	6	1	0	3	20	10.8	
at Northwestern	01/18/22	*	32	5-12	.417	1-1	1.000	3-6	.500	1	10	11	5.7	3	4	2	0	1	14	11.0	
Totals			17	501	70-136	.515	3-22	.136	44-64	.688	23	74	97	5.7	40	31	18	18	16	187	11.0

Games played: 17
Minutes/game: 29.5
Points/game: 11.0
FG Pct: 51.5
3FG Pct: 13.6
FT Pct: 68.8

Rebounds/game: 5.7
Assists/game: 1.8
Turnovers/game: 1.1
Assist/turnover ratio: 1.7
Steals/game: 0.9
Blocks/game: 1.1

CAREER STATISTICS

Overall				3-Point				Rebounding										Pts/Avg
Year	GP-GS	Min/Avg	FG-FGA	Pct	FG-FGA	Pct	FT-FTA	Pct	Off-Def	Tot	Avg	PF-FO	Ast	TO	Blk	Stl		
2019-20	31-3	478/15.4	34-79	.430	6-28	.214	7-18	.389	34-48	82	2.6	64-0	32	33	5	20	81/2.6	
2020-21	31-18	765/24.7	58-133	.436	10-36	.278	34-60	.567	33-100	133	4.3	68-0	42	28	21	31	160/5.2	
2021-22	17-17	501/29.5	70-137	.511	3-22	.136	44-64	.688	23-74	97	5.7	40-0	31	18	18	16	187/11.0	
Total	79-38	1744/22.1	162-349	.464	19-86	.221	85-142	.599	90-222	312	3.9	172	105	79	44	67	428/5.4	

Conference			3-Point						Rebounding										Pts/Avg
Year	GP-GS	Min/Avg	FG-FGA	Pct	FG-FGA	Pct	FT-FTA	Pct	Off-Def	Tot	Avg	PF-FO	Ast	TO	Blk	Stl			
2019-20	20-3	309/15.5	23-54	.426	2-18	.111	2-8	.250	23-27	50	2.5	40-0	19	21	4	14	50/2.5		
2020-21	20-14	524/26.2	41-95	.432	8-28	.286	19-37	.514	23-62	85	4.3	44-0	29	18	9	17	109/5.5		
2020-21	7-7	199/28.4	33-59	.559	3-11	.273	18-27	.667	11-38	49	7.0	21-0	20	7	6	9	87/12.4		
Total	47-24	1032/22.0	97-208	.466	13-57	.228	39-72	.542	57-127	184	3.9	105-0	68	46	19	40	246/5.2		

20 | BEN CARLSON

Sophomore | Forward | 6-9 | 226
Woodbury, Minn. | East Ridge High School



Twitter: @ben_carlson20 | Instagram: @bencarlson20

INDIVIDUAL BENCHMARKS

	SEASON	CAREER
GP/GS:	17/2	24/2
10+ POINTS:	0	0
20+ POINTS:	0	0
5+ REBOUNDS:	2	2
2+ ASSISTS:	1	2
2+ STEALS:	0	0

GET TO KNOW BEN

A four-star recruit by ESPN, 247Sports and Rivals, sophomore forward Ben Carlson appeared in seven games last season before an injury sidelined him for the rest of the year. The Woodbury, Minnesota native scored 13 points in last year’s season opener. A finalist for Minnesota Mr. Basketball as a high school senior, Carlson went down as one of the most decorated players in East Ridge High School history. The 6-foot-9 forward set school records for career points (2,004), rebounds (1,083) and blocked shots (145). Carlson also became the first player in program history to be nominated to the McDonalds All-American Game in 2020. His senior season, Carlson averaged 24.3 points and 11.7 rebounds per game while leading the Raptors to a 20-7 record and a conference title. As a junior, he led East Ridge to the Minnesota Class AA state tournament while averaging a double-double (16 ppg, 11.3 rpg). Off the court, Carlson was a member of National Honors Society.

HONORS

- Four-star recruit (ESPN, 247 Sports, Rivals)
- No. 88 in ESPN 100 (2020)
- 2020 Mr. Minnesota Basketball finalist

TOP CAREER PERFORMANCES

- **#14 MICHIGAN STATE (1/21/22):** Second start and scored six points in a career-high 23 minutes.
- **PROVIDENCE (11/15/21):** Made first career start as a Badger and posted two points and three rebounds.
- **GREEN BAY (11/12/21):** Scored five points and grabbed a career-high seven rebounds
- **EASTERN ILLINOIS (11/25/20):** In his first game as a Badger, scored 13 points and recorded two rebounds, a block, and an assist.
- **ARK.-PINE BLUFF (11/27/20):** Scored three points and added two assists, two rebounds, and a block.

SEASON HIGHS

POINTS: 6 vs. Michigan State (1/21/22)
FIELD GOALS: 2 (5x) MR vs. Michigan State (1/21/22)
FG ATTEMPTS: 7 vs. Providence (11/15/21)
3-POINT FGS: 1 vs. Michigan State (1/21/22)
3-POINT FGAS: 3 (2x) MR vs. Michigan State (1/21/22)
FREE THROWS: 1 (4x) MR vs. Michigan State (1/21/22)
FT ATTEMPTS: 2 (2x) MR at Ohio State (12/11/21)
REBOUNDS: 7 vs. Green Bay (11/12/21)
ASSISTS: 2 vs. Houston (11/23/21)
BLOCKS: 1 vs. Providence (11/15/21)
STEALS: 1 vs. Michigan State (1/21/22)
MINUTES: 23 vs. Michigan State (1/21/22)

CAREER HIGHS

POINTS: 13 vs. Eastern Illinois (11/25/20)
FIELD GOALS: 4 vs. Eastern Illinois (11/25/20)
FG ATTEMPTS: 7 vs. Providence (11/15/21)
3-POINT FGS: 1 (2x) MR vs. Michigan State (1/21/22)
3-POINT FGAS: 3 (2x) MR vs. Michigan State (1/21/22)
FREE THROWS: 4 vs. Eastern Illinois (11/25/20)
FT ATTEMPTS: 4 (2x) MR vs. UAPB (11/27/20)
REBOUNDS: 7 vs. Green Bay (11/12/21)
ASSISTS: 2 (2x) MR vs. Houston (11/23/21)
BLOCKS: 1 (3x) MR vs. Providence (11/15/21)
STEALS: 1 (2x) MR vs. Michigan State (1/21/22)
MINUTES: 23 vs. Michigan State (1/21/22)

GAME-BY-GAME STATISTICS

Opponent	Date	gs	min	Total		3-Pointers		Free throws		Rebounds			pf	a	t/o	blk	stl	pts	avg	
				fg-fga	pct	3fg-fga	pct	ft-fia	pct	off	def	tot								avg
ST. FRANCIS BROOKLYN	11/09/21		19	2-3	.667	0-0	.000	0-0	.000	2	3	5	5.0	0	0	0	0	4	4.0	
GREEN BAY	11/12/21		18	2-6	.333	0-1	.000	1-1	1.000	1	6	7	6.0	0	1	0	0	5	4.5	
PROVIDENCE	11/15/21	*	19	1-7	.143	0-3	.000	0-0	.000	2	1	3	5.0	0	0	1	1	2	3.7	
vs Texas A&M	11/22/21		4	0-1	.000	0-1	.000	0-0	.000	0	0	0	3.8	1	0	2	0	0	2.8	
vs Houston	11/23/21		12	2-3	.667	0-1	.000	0-0	.000	0	2	2	3.4	0	2	0	0	4	3.0	
vs Saint Mary's (CA)	11/24/21		10	0-1	.000	0-0	.000	0-1	.000	1	3	4	3.5	1	0	1	0	0	2.5	
at Georgia Tech	12/01/21		1	0-0	.000	0-0	.000	0-0	.000	0	0	0	3.0	0	0	0	0	0	2.1	
MARQUETTE	12/04/21		4	1-1	1.000	0-0	.000	0-0	.000	0	0	0	2.6	0	0	0	0	2	2.1	
INDIANA	12/08/21		20	1-4	.250	0-2	.000	1-2	.500	2	2	4	2.8	1	0	0	0	3	2.2	
at Ohio St.	12/11/21		13	0-3	.000	0-2	.000	1-2	.500	0	2	2	2.7	1	0	0	0	1	2.1	
NICHOLLS ST.	12/15/21		9	2-5	.400	0-1	.000	0-0	.000	2	2	4	2.8	0	0	0	0	4	2.3	
at Purdue	01/03/22		4	0-0	.000	0-0	.000	0-0	.000	0	0	0	2.6	0	0	0	0	0	2.1	
IOWA	01/06/22		1	0-1	.000	0-0	.000	0-0	.000	0	0	0	2.4	0	0	0	0	0	1.9	
at Maryland	01/09/22		2	0-0	.000	0-0	.000	0-0	.000	0	0	0	2.2	0	0	0	0	0	1.8	
OHIO ST.	01/13/22		0	0-0	.000	0-0	.000	0-0	.000	0	0	0	2.1	0	0	0	0	0	1.7	
at Northwestern	01/18/22		1	0-0	.000	0-0	.000	0-0	.000	0	0	0	1.9	0	0	0	0	0	1.6	
MICHIGAN ST.	01/21/22	*	23	2-6	.333	1-3	.333	1-1	1.000	1	1	2	1.9	2	0	2	0	1	6	1.8
Totals			2	160	13-41	.317	1-14	.071	4-7	.571	11	22	33	1.9	6	3	6	1	31	1.8

Games played: 17
Minutes/game: 9.4
Points/game: 1.8
FG Pct: 31.7
3FG Pct: 7.1
FT Pct: 57.1

Rebounds/game: 1.9
Assists/game: 0.2
Turnovers/game: 0.4
Assist/turnover ratio: 0.5
Steals/game: 0.1
Blocks/game: 0.1

CAREER STATISTICS

Overall				3-Point				Rebounding				PF-FO	Ast	TO	Blk	Stl	Pts/Avg
Year	GP-GS	Min/Avg	FG-FGA	Pct	FG-FGA	Pct	FT-FTA	Pct	Off-Def	Tot	Avg						
2020-21	7-0	64/9.1	6-11	.545	1-3	.333	7-8	.875	1-5	6	0.9	10-0	4	1	3	1	20/2.9
2021-22	17-2	161/9.5	13-41	.317	1-14	.071	4-7	.571	11-22	33	1.9	6-0	3	6	1	1	31/1.8
Total	24-2	225/9.4	19-52	.365	2-17	.118	11-15	.733	12-27	39	1.6	16-0	7	7	4	2	51/2.1

Conference				3-Point				Rebounding				PF-FO	Ast	TO	Blk	Stl	Pts/Avg
Year	GP-GS	Min/Avg	FG-FGA	Pct	FG-FGA	Pct	FT-FTA	Pct	Off-Def	Tot	Avg						
2020-21																	
2021-22	8-1	65/8.1	3-14	.214	1-7	.143	3-5	.600	3-5	8	1.0	4-0	0	2	0	1	10/1.3
Total	8-1	65/8.1	3-14	.214	1-7	.143	3-5	.600	3-5	8	1.0	4-0	0	2	0	1	10/1.3

22 | STEVEN CROWL

Sophomore | Forward | 7-0 | 234
Eagan, Minn. | Eastview High School



Twitter: @steven_crowl | Instagram: @stevencrowl

INDIVIDUAL BENCHMARKS

	SEASON 18/18	CAREER 30/18
GP/GS:	7	7
10+ POINTS:	1	1
20+ POINTS:	7	7
5+ REBOUNDS:	0	0
10+ REBOUNDS:	0	0
DOUBLE-DOUBLES:	2	2
LED UW IN PTS:	4	4
LED UW IN REB:		

GET TO KNOW STEVEN

Steven Crowl enters his second season in the Wisconsin program after appearing in 12 games last year as a true freshman. The 7-foot forward from Eagan, Minnesota scored his first points as a Badger in UW's season opener against Eastern Illinois, while also grabbing his first career rebound. In the first round of the 2021 NCAA Tournament, Crowl played 3 minutes and grabbed 2 rebounds against North Carolina to help UW to an 85-62 win. A three-star recruit by 247Sports and Rivals, Crowl had a standout senior season at Eastview High School where he was a finalist for Minnesota Mr. Basketball finalist. One of the most decorated players in Eastview history, Crowl finished his prep career as the school's all-time leading scorer (1,747 pts), rebounder (832 reb) and shot blocker (103 blk). The 6-foot-9 forward also set Eastview school records for career field-goal percentage (59% FG), rebounds in a season (332), rebounds in a game (19) and single-game field-goal percentage (90% FG). As a senior, he averaged 26.7 points and 12 rebounds per game, while also leading his team in assists (4.3 per contest). Crowl played travel basketball for D1 Minnesota, the same program as current Badger teammate Tyler Wahl.

HONORS

- Three-star recruit (247 Sports and Rivals)
- First-team South Suburban All-Conference 2019
- Section 3AAAA Player of the Year 2019
- 2020 Mr. Minnesota Basketball finalist

TOP SEASON PERFORMANCES

- ILLINOIS ST (12/29/21): Team-high 21 pts (7-8 FG, 2-2 3FG), plus 9 reb for a near double-double.
- MARQUETTE (12/4/21): Scored 15 points (6-9 FG, 2-3 3FG), while grabbing a team-high 8 rebounds.
- ST. FRANCIS BKN (11/9/21): Recorded a near double-double in his first career start, finishing with 11 points, 8 rebounds and 1 block.

SEASON HIGHS

POINTS: 21 vs. Illinois St (12/29/21)
FIELD GOALS: 7 (2x) MR vs. Illinois St (12/29/21)
FG ATTEMPTS: 11 vs. Green Bay (11/12/21)
3-POINT FGS: 2 (4x) MR vs. Illinois St (12/29/21)
3-POINT FGAS: 4 (3x) MR vs. Houston (11/23/21)
FREE THROWS: 5 vs. Illinois St (12/29/21)
FT ATTEMPTS: 7 vs. Illinois St (12/29/21)
REBOUNDS: 9 vs. Illinois St (12/29/21)
ASSISTS: 3 (3x) MR vs. Ohio State (1/13/22)
BLOCKS: 1 (4x) MR vs. Marquette (12/4/21)
STEALS: 1 (5x) MR vs. Ohio State (1/13/22)
MINUTES: 31 vs. Michigan State (1/21/22)

CAREER HIGHS

POINTS: 21 vs. Illinois St (12/29/21)
FIELD GOALS: 7 (2x) MR vs. Illinois St (12/29/21)
FG ATTEMPTS: 11 vs. Green Bay (11/12/21)
3-POINT FGS: 2 (4x) MR vs. Illinois St (12/29/21)
3-POINT FGAS: 4 (3x) MR vs. Houston (11/23/21)
FREE THROWS: 5 vs. Illinois St (12/29/21)
FT ATTEMPTS: 7 vs. Illinois St (12/29/21)
REBOUNDS: 9 vs. Illinois St (12/29/21)
ASSISTS: 3 (3x) MR vs. Ohio State (1/13/22)
BLOCKS: 1 (5x) MR vs. Marquette (12/4/21)
STEALS: 1 (5x) MR vs. Ohio State (1/13/22)
MINUTES: 31 vs. Michigan State (1/21/22)

GAME-BY-GAME STATISTICS

Opponent	Date	gs	min	Total		3-Pointers		Free throws		Rebounds			pf	a	t/o	blk	stl	pts	avg	
				fg-fga	pct	3fg-fga	pct	ft-fa	pct	off	def	tot								avg
ST. FRANCIS BROOKLYN	11/09/21	*	19	4-9	.444	0-1	.000	3-3	1.000	3	5	8.0	0	0	2	1	0	11	11.0	
GREEN BAY	11/12/21	*	22	7-11	.636	2-4	.500	2-2	1.000	3	4	7.5	0	0	0	0	0	18	14.5	
PROVIDENCE	11/15/21	*	23	1-10	.100	0-4	.000	2-2	1.000	0	4	6.3	2	2	1	0	0	4	11.0	
vs Texas A&M	11/22/21	*	29	4-9	.444	2-3	.667	0-0	.000	1	3	4.8	3	2	2	1	0	10	10.8	
vs Houston	11/23/21	*	23	3-6	.500	1-4	.250	1-2	.500	0	1	1.4	4	0	1	0	1	8	10.2	
vs Saint Mary's (CA)	11/24/21	*	27	2-7	.286	0-1	.000	0-0	.000	3	4	7.5	3	1	1	0	0	4	9.2	
at Georgia Tech	12/01/21	*	28	2-7	.286	0-3	.000	1-2	.500	1	3	4.0	4	0	1	1	1	5	8.6	
MARQUETTE	12/04/21	*	29	6-9	.667	2-3	.667	1-2	.500	1	7	8.4	1	1	1	1	0	15	9.4	
INDIANA	12/08/21	*	19	2-6	.333	1-2	.500	0-0	.000	0	0	0.0	4	3	0	0	1	5	8.9	
at Ohio St.	12/11/21	*	23	0-3	.000	0-2	.000	0-0	.000	1	1	2.4	5	3	0	3	0	0	8.0	
NICHOLLS ST.	12/15/21	*	14	2-6	.333	0-2	.000	1-2	.500	1	3	4.5	0	1	1	1	0	5	7.7	
ILLINOIS ST.	12/29/21	*	28	7-10	.700	2-3	.667	5-7	.714	9	1	10.4	9	2	0	0	0	21	8.8	
at Purdue	01/03/22	*	23	2-6	.333	0-3	.000	0-0	.000	1	1	2.4	5	1	0	0	0	4	8.5	
IOWA	01/06/22	*	23	6-8	.750	0-0	.000	0-0	.000	1	2	3.4	6	2	3	0	0	1	12.8	
at Maryland	01/09/22	*	22	3-4	.750	1-1	1.000	2-2	1.000	2	6	8.4	3	0	0	0	0	9	8.7	
OHIO ST.	01/13/22	*	25	4-6	.667	1-2	.500	0-1	.000	2	5	7.4	1	3	0	0	1	9	8.8	
at Northwestern	01/18/22	*	23	3-4	.750	0-1	.000	4-4	1.000	1	2	3.4	8	3	2	4	0	10	8.8	
MICHIGAN ST.	01/21/22	*	31	4-8	.500	1-3	.333	0-0	.000	2	2	4.4	8	2	1	1	0	9	8.8	
Totals			18	431	62-129	.481	13-42	.310	22-29	.759	32	54	86	4.8	44	22	18	5	159	8.8

Games played: 18
Minutes/game: 23.9
Points/game: 8.8
FG Pct: 48.1
3FG Pct: 31.0
FT Pct: 75.9

Rebounds/game: 4.8
Assists/game: 1.2
Turnovers/game: 1.0
Assist/turnover ratio: 1.2
Steals/game: 0.3
Blocks/game: 0.3


CAREER STATISTICS

Overall			3-Point						Rebounding									
Year	GP-GS	Min/Avg	FG-FGA	Pct	FG-FGA	Pct	FT-FTA	Pct	Off-Def	Tot	Avg	PF-FO	Ast	TO	Blk	Stl	Pts/Avg	
2020-21	12-0	39/3.3	4-8	.500	0-1	.000	0-0	---	4-5	9	0.8	9-0	2	3	1	0	8/0.7	
2021-22	18-18	431/23.9	62-127	.488	13-41	.317	22-29	.759	31-54	85	4.7	44-1	22	18	5	5	159/8.8	
Total	30-18	470/15.7	66-135	.489	13-42	.310	22-29	.759	35-59	94	3.1	53-1	24	21	6	5	167/5.6	
Conference			3-Point						Rebounding									
Year	GP-GS	Min/Avg	FG-FGA	Pct	FG-FGA	Pct	FT-FTA	Pct	Off-Def	Tot	Avg	PF-FO	Ast	TO	Blk	Stl	Pts/Avg	
2020-21	7-0	7/1.0	0-0	---	0-0	---	0-0	---	0-3	3	0.4	1-0	0	0	0	0	0/0.0	
2021-22	8-8	190/23.8	24-45	.533	4-14	.286	6-7	.857	10-19	29	3.6	23-1	13	8	0	3	58/7.3	
Total	15-8	197/13.1	24-45	.533	4-14	.286	6-7	.857	10-22	32	2.1	24-1	13	8	0	3	58/3.9	

23

CHUCKY HEPBURN

Freshman | Forward | 6-2 | 211
Omaha, Neb. | Bellevue West High School



Twitter: @ChuckyHepburn | Instagram: @chucky.hepburn

INDIVIDUAL BENCHMARKS		
	SEASON	CAREER
GP/GS:	18/18	18/18
10+ POINTS:	5	5
20+ POINTS:	0	0
3+ 3FGS:	1	1
2+ ASSISTS:	8	8
2+ STEALS:	5	5
LED UW IN PTS:	0	0
LED UW IN AST:	5	5

GET TO KNOW CHUCKY

Chucky Hepburn begins his first season as a Badger in 2021-22. The 6-foot-2 point guard from Omaha, Nebraska was a four-star recruit by ESPN and ranked as the No. 20 point guard in the nation. The 2020 Nebraska Gatorade Player of the Year, Hepburn averaged over 15 points, eight assists and five rebounds per game as a senior at Bellevue West. As a junior in 2020, Hepburn led Bellevue West to the Class A state championship, averaging 17.7 points, 6.1 assists, 4.6 rebounds and 3.1 steals per game that season. A three-time All-Metro First-Team honoree, Hepburn averaged over 18 points, 5 rebounds and 5 assists per game as a sophomore. Hepburn made four staright state appearances, advancing to the state title game his freshman, junior and senior seasons at Bellevue West. Off the court, Hepburn earned the "HomeSchool Papillion TeenService Award" and was a Special Olympics Volunteer Award winner.

- HONORS**
- Big Ten Co-Freshman of the Week (12/6/21)
 - Four-star high school recruit (ESPN)
 - No. 2 ranked 2021 prospect in Nebraska
 - 2020 Nebraska Gatorade Player of the Year
 - 2x First-Team All-Class All-State (2019, '20)
 - 2020 Nebraska Class A State Champion

- TOP SEASON PERFORMANCES**
- **at Northwestern (1/18/22):** Scored a Big Ten best 14 points, shooting 6-for-10 from the floor (2-3 3FG).
 - **MARQUETTE (12/4/21):** Recorded career highs in points (15) and assists (6), plus 3 steals in the win.
 - **ST. FRANCIS BKN (11/9/21):** First true freshman to start a season opener for UW since 2001, tallying 13 points, including 2-for-3 3FG shooting.

SEASON HIGHS			CAREER HIGHS		
POINTS:	15 vs. Marquette (12/4/21)		POINTS:	15 vs. Marquette (12/4/21)	
FIELD GOALS:	6 at Northwestern (1/18/22)		FIELD GOALS:	6 at Northwestern (1/18/22)	
FG ATTEMPTS:	10 at Northwestern (1/18/22)		FG ATTEMPTS:	10 at Northwestern (1/18/22)	
3-POINT FGS:	3 vs. Illinois St (12/29/21)		3-POINT FGS:	3 vs. Illinois St (12/29/21)	
3-POINT FGAS:	5 (3x) MR vs. Illinois St (12/29/21)		3-POINT FGAS:	5 (3x) MR vs. Illinois St (12/29/21)	
FREE THROWS:	4 (3x) MR vs. Iowa (1/6/22)		FREE THROWS:	4 (3x) MR vs. Iowa (1/6/22)	
FT ATTEMPTS:	4 (5x) MR vs. Iowa (1/6/22)		FT ATTEMPTS:	4 (5x) MR vs. Iowa (1/6/22)	
REBOUNDS:	3 (3x) MR at Maryland (1/9/22)		REBOUNDS:	3 (3x) MR at Maryland (1/9/22)	
ASSISTS:	6 vs. Marquette (12/4/21)		ASSISTS:	6 vs. Marquette (12/4/21)	
BLOCKS:	2 vs. Indiana (12/8/21)		BLOCKS:	2 vs. Indiana (12/8/21)	
STEALS:	4 vs. Green Bay (11/12/21)		STEALS:	4 vs. Green Bay (11/12/21)	
MINUTES:	36 vs. Providence (11/15/21)		MINUTES:	36 vs. Providence (11/15/21)	

GAME-BY-GAME STATISTICS

Opponent	Date	gs	min	Total		3-Pointers		Free throws		Rebounds				pf	a	t/o	blk	stl	pts	avg	
				fg-fga	pct	3fg-fga	pct	ft-fia	pct	off	def	tot	avg								
ST. FRANCIS BROOKLYN	11/09/21	*	24	4-7	.571	2-3	.667	3-4	.750	0	1	1	1.0	3	1	2	0	0	13	13.0	
GREEN BAY	11/12/21	*	24	1-5	.200	1-3	.333	0-0	.000	0	2	2	1.5	1	1	1	0	4	3	8.0	
PROVIDENCE	11/15/21	*	36	2-8	.250	0-3	.000	1-2	.500	1	2	3	2.0	3	2	1	0	1	5	7.0	
vs Texas A&M	11/22/21	*	29	2-4	.500	1-3	.333	2-3	.667	1	1	2	2.0	1	1	1	0	0	7	7.0	
vs Houston	11/23/21	*	31	1-4	.250	1-4	.250	0-0	.000	0	4	4	2.4	2	3	3	1	0	3	6.2	
vs Saint Mary's (CA)	11/24/21	*	31	2-5	.400	0-1	.000	2-2	1.000	0	3	3	2.5	2	1	0	0	1	6	6.2	
at Georgia Tech	12/01/21	*	33	1-6	.167	1-5	.200	4-4	1.000	0	1	1	2.3	2	3	2	1	1	7	6.3	
MARQUETTE	12/04/21	*	31	5-8	.625	2-4	.500	3-3	1.000	0	2	2	2.3	1	6	2	0	3	15	7.4	
INDIANA	12/08/21	*	25	0-4	.000	0-3	.000	4-4	1.000	0	2	2	2.2	4	1	0	2	0	4	7.0	
at Ohio St.	12/11/21	*	33	2-8	.250	1-5	.200	0-0	.000	0	3	3	2.3	1	1	1	0	1	5	6.8	
NICHOLLS ST.	12/15/21	*	33	3-8	.375	0-3	.000	3-4	.750	0	0	0	2.1	1	1	2	0	2	9	7.0	
ILLINOIS ST.	12/29/21	*	36	5-10	.500	3-5	.600	0-0	.000	1	1	2	2.1	2	5	1	0	1	13	7.5	
at Purdue	01/03/22	*	32	2-7	.286	1-4	.250	0-0	.000	0	1	1	2.0	1	3	1	0	1	5	7.3	
IOWA	01/06/22	*	31	3-9	.333	1-4	.250	4-4	1.000	0	2	2	2.0	2	1	0	0	2	11	7.6	
at Maryland	01/09/22	*	33	1-5	.200	1-3	.333	0-0	.000	0	3	3	2.1	3	2	1	0	1	3	7.3	
OHIO ST.	01/13/22	*	28	0-3	.000	0-2	.000	0-0	.000	0	2	2	2.1	2	1	3	0	0	0	6.8	
at Northwestern	01/18/22	*	35	6-10	.600	2-3	.667	0-3	.000	1	0	1	2.0	1	1	0	0	0	14	7.2	
MICHIGAN ST.	01/21/22	*	31	2-6	.333	1-3	.333	0-0	.000	0	2	2	2.0	3	3	2	0	2	5	7.1	
Totals			18	556	42-117	.359	18-61	.295	26-33	.788	4	32	36	2.0	35	37	23	4	20	128	7.1
Games played: 18											Rebounds/game: 2.0										
Minutes/game: 30.9											Assists/game: 2.1										
Points/game: 7.1											Turnovers/game: 1.3										
FG Pct: 35.9											Assist/turnover ratio: 1.6										
3FG Pct: 29.5											Steals/game: 1.1										
FT Pct: 78.8											Blocks/game: 0.2										

CAREER STATISTICS																						
Overall					3-Point					Rebounding												
Year	GP-GS	Min/Avg	FG-FGA	Pct	FG-FGA	Pct	FT-FTA	Pct	Off-Def	Tot	Avg	PF-FO	Ast	TO	Blk	Stl	Pts/Avg					
2021-22	18-18	555/30.8	42-116	.362	18-59	.305	26-33	.788	4-32	36	2.0	35-0	36	23	4	20	128/7.1					
Total	18-18	555/30.8	42-116	.362	18-59	.305	26-33	.788	4-32	36	2.0	35-0	36	23	4	20	128/7.1					
Conference					3-Point					Rebounding												
Year	GP-GS	Min/Avg	FG-FGA	Pct	FG-FGA	Pct	FT-FTA	Pct	Off-Def	Tot	Avg	PF-FO	Ast	TO	Blk	Stl	Pts/Avg					
2021-22	8-8	248/31.0	16-52	.308	7-27	.259	8-11	.727	1-15	16	2.0	17-0	13	8	2	7	47/5.9					
Total	8-8	248/31.0	16-52	.308	7-27	.259	8-11	.727	1-15	16	2.0	17-0	13	8	2	7	47/5.9					

33

CHRIS VOGT

Senior | Center | 7-0 | 257

Mayfield, KY | Graves County (Cincinnati)



Twitter: @ChrisVogt33 | Instagram: @chrisvogt33

INDIVIDUAL BENCHMARKS

	SEASON	CAREER
GP/GS:	18/0	119/52
10+ POINTS:	0	26
20+ POINTS:	0	3
5+ REBOUNDS:	5	40
10+ REBOUNDS:	0	5
DOUBLE-DOUBLES:	0	4
2+ BLOCKS:	4	34
LED TEAM IN PTS:	0	6
LED TEAM IN REB:	3	15

GET TO KNOW CHRIS

Fifth-year senior transfer Chris Vogt joins the Wisconsin program after playing at Cincinnati last season. A 7-foot center from Mayfield, Kentucky, Vogt has played in 110+ games over his four-year collegiate career, including starting 50 of 53 games at Cincinnati. As a junior in 2019-20, he averaged 11.0 points, 5.9 rebounds and 1.6 blocks per game, shooting a conference-leading 64.8 percent from the floor. Last season, Vogt started 21 of 23 games and averaged 5.0 points, 3.5 rebounds, 1.1 blocks, and 56 percent field goal shooting in 19.4 minutes per game. He ranked among the conference leaders in blocks (fifth) and offensive rebounds (15th). Vogt spent his freshman and sophomore seasons at Northern Kentucky, where he played 48 games.

HONORS

- 2019-20 AAC Regular Season Championship
- 2018-19 Horizon League Regular Season Champion
- 2017-18 Horizon League Regular Season Champion

TOP CAREER PERFORMANCES

- NICHOLLS (12/15/21): Helped UW off the bench, finishing with 9 pts, 7 reb (4 off.), 1 stl in 25 minutes.
- INDIANA (12/8/21): Season highs with 9 points and 6 rebounds to spark UW's come-from-behind win.
- LIPSCOMB (12/2/20): Scored 12 points (6-7 FG) and hauled in 7 rebounds in the season opener. Played season-high 32 minutes
- SOUTH FLORIDA (12/16/20): Sparked the Bearcats offense with a season-high 13 points and added 4 rebounds, 3 assists, and 1 block.

SEASON HIGHS

POINTS: 9 (2x) MR vs. Nicholls (12/15/21)
FIELD GOALS: 4 (2x) MR vs. Nicholls (12/15/21)
FG ATTEMPTS: 7 vs. Nicholls (12/15/21)
3-POINT FGS: --
3-POINT FGAS: 1 vs. Green Bay (11/12/21)
FREE THROWS: 4 vs. Green Bay (11/12/21)
FT ATTEMPTS: 4 vs. Green Bay (11/12/21)
REBOUNDS: 9 vs. St. Francis Bkn (11/9/21)
ASSISTS: 2 (3x) MR vs. Michigan State (1/21/22)
BLOCKS: 3 (2x) MR at Maryland (1/9/22)
STEALS: 1 (5x) MR vs. Ohio State (1/13/22)
MINUTES: 25 vs. Nicholls (12/15/21)

CAREER HIGHS

POINTS: 21 (2x) MR at Tulane (1/4/20)*
FIELD GOALS: 9 (3x) MR at Tulane (1/4/20)*
FG ATTEMPTS: 13 vs. Green Bay (1/24/19)**
3-POINT FGS: --
3-POINT FGAS: 1 vs. Green Bay (11/12/21)
FREE THROWS: 8 at Temple (1/22/20)*
FT ATTEMPTS: 9 (2x) MR at Temple (1/22/20)*
REBOUNDS: 14 vs. Green Bay (1/24/19)**
ASSISTS: 4 vs. Furman (12/10/20)*
BLOCKS: 6 vs. Temple (2/12/21)*
STEALS: 3 (2x) MR vs. Memphis (2/28/21)*
MINUTES: 41 at UConn (2/9/20)*

*recorded at Cincinnati **recorded at N Kentucky

GAME-BY-GAME STATISTICS

Opponent	Date	gs	min	Total		3-Pointers		Free throws		Rebounds			pf	a	t/o	blk	stl	pts	avg	
				fg-fga	pct	3fg-fga	pct	ft-fa	pct	off	def	tot								avg
ST. FRANCIS BROOKLYN	11/09/21	17	1-3	.333	0-0	.000	0-0	.000	2	7	9	9.0	2	1	0	2	1	2	2.0	
GREEN BAY	11/12/21	12	0-2	.000	0-1	.000	4-4	1.000	3	2	5	7.0	3	0	0	1	0	4	3.0	
PROVIDENCE	11/15/21	9	0-0	.000	0-0	.000	0-0	.000	0	1	1	5.0	3	1	0	1	0	0	2.0	
vs Texas A&M	11/22/21	7	0-0	.000	0-0	.000	0-0	.000	1	1	2	4.3	1	0	0	0	0	0	1.5	
vs Houston	11/23/21	11	0-0	.000	0-0	.000	0-0	.000	0	2	2	3.8	3	1	0	0	0	0	1.2	
vs Saint Mary's (CA)	11/24/21	6	0-1	.000	0-0	.000	0-0	.000	2	0	2	3.5	2	0	1	0	0	0	1.0	
at Georgia Tech	12/01/21	12	0-2	.000	0-0	.000	0-0	.000	3	4	7	4.0	4	1	0	0	0	0	0.9	
MARQUETTE	12/04/21	5	0-0	.000	0-0	.000	1-2	.500	1	2	3	3.9	0	0	2	0	0	1	0.9	
INDIANA	12/08/21	21	4-6	.667	0-0	.000	1-1	1.000	4	2	6	4.1	2	1	0	0	1	9	1.8	
at Ohio St.	12/11/21	17	3-6	.500	0-0	.000	1-3	.333	0	2	2	3.9	4	0	0	3	1	7	2.3	
NICHOLLS ST.	12/15/21	26	4-7	.571	0-0	.000	1-3	.333	4	3	7	4.2	2	1	0	0	1	9	2.9	
ILLINOIS ST.	12/29/21	12	2-4	.500	0-0	.000	0-0	.000	2	1	3	4.1	4	1	1	1	0	4	3.0	
at Purdue	01/03/22	13	2-3	.667	0-0	.000	2-3	.667	3	0	3	4.0	5	0	1	0	0	6	3.2	
IOWA	01/06/22	13	0-3	.000	0-0	.000	0-0	.000	2	2	4	4.0	3	1	0	0	0	0	3.0	
at Maryland	01/09/22	17	1-2	.500	0-0	.000	0-0	.000	0	1	1	3.8	3	2	0	3	0	2	2.9	
OHIO ST.	01/13/22	15	2-3	.667	0-0	.000	0-0	.000	0	1	1	3.6	3	2	0	0	1	4	3.0	
at Northwestern	01/18/22	18	2-4	.500	0-0	.000	0-0	.000	3	1	4	3.6	3	0	1	2	0	4	3.1	
MICHIGAN ST.	01/21/22	8	0-0	.000	0-0	.000	0-0	.000	0	1	1	3.5	3	2	0	0	0	0	2.9	
Totals		0	239	2146	.457	0-1	.000	10-16	.625	30	33	63	3.5	50	14	6	13	5	52	2.9

Games played: 18
Minutes/game: 13.3
Points/game: 2.9
FG Pct: 45.7
3FG Pct: 0.0
FT Pct: 62.5

Rebounds/game: 3.5
Assists/game: 0.8
Turnovers/game: 0.3
Assist/turnover ratio: 2.3
Steals/game: 0.3
Blocks/game: 0.7

CAREER STATISTICS

Overall					3-Point				Rebounding											
Year	GP-GS	Min/Avg	FG-FGA	Pct	FG-FGA	Pct	FT-FTA	Pct	Off-Def	Tot	Avg	PF-FO	Ast	TO	Blk	Stl	Pts/Avg			
2017-18*	13-0	42/3.2	6-10	.600	---	---	2-6	.333	0-9	9	0.7	8-0	3	2	4	2	8/1.1			
2018-19*	35-2	450/12.9	64-111	.577	---	---	30-78	.385	47-82	129	3.7	87-0	20	36	42	10	158/4.5			
2019-20**30-29		856/28.5	136-210	.648	---	---	58-101	.574	78-99	177	5.9	93-0	25	51	47	10	330/11.0			
2020-21**23/21		447/19.4	47-84	.560	---	---	20-57	.351	35-46	81	3.5	73-0	25	28	25	5	114/5.0			
2021-22	18-0	236/13.1	21-46	.457	0-1	.000	10-16	.625	30-33	63	3.5	50-1	14	6	13	5	52/2.9			
Total	119-52	2031/17.1	274-461	.594	0-1	.000	120-258	.465	190-269	459	3.9	311-1	87	123	131	32	668/5.6			
*at Northern Kentucky **at Cincinnati																				
Conference					3-Point				Rebounding											
Year	GP-GS	Min/Avg	FG-FGA	Pct	FG-FGA	Pct	FT-FTA	Pct	Off-Def	Tot	Avg	PF-FO	Ast	TO	Blk	Stl	Pts/Avg			
2017-18*	7-0	11/1.6	1-1	1.000	---	---	---	---	0-2	2	0.3	2-0	1	1	3	0	2/0.3			
2018-19*	18-2	230/12.8	33-63	.524	---	---	14-35	.400	22-42	64	3.6	36-0	10	18	22	5	80/4.4			
2019-20**18-17		523/29.1	74-118	.627	---	---	31-58	.534	45-50	95	5.3	59-0	14	35	31	8	179/9.9			
2020-21**14-12		271/19.4	25-54	.463	---	---	19-47	.404	23-28	51	3.6	45-0	15	13	15	4	69/4.9			
2021-22	8-0	120/15.0	14-27	.519	---	---	4-7	.571	12-10	22	2.8	26-1	8	2	8	3	32/4.0			
Total	65-31	1155/17.8	147-263	.559	---	---	68-147	.463	102-132	234	3.6	168-1	48	69	79	20	362/5.6			
*Horizon League **American Athletic Conference																				

34

BRAD DAVISON

Senior | Guard | 6-4 | 200
Maple Grove, Minn. | Maple Grove High School



Twitter: @braddavi34 | Instagram: @braddavison

INDIVIDUAL BENCHMARKS		
	SEASON	CAREER
GP/GS:	18/18	146/142
20+ POINTS:	5	15
30+ POINTS:	0	2
3+ ASSISTS:	7	50
3+ STEALS:	1	14
LED UW IN PTS:	4	29
LED UW IN AST:	6	30

GET TO KNOW BRAD

Fifth-year senior Brad Davison returns as a key team leader for Wisconsin, not only vocally, but also in terms of production on the court. The Maple Grove, Minnesota native has made over 140 career starts as a Badger, just the 12th player in school history to reach the 100 milestone. UW's returning scoring leader, Davison averaged 10.0 points per game last year and shot a career-best 39.1 percent from 3-point range. Starting all 31 games last season, Davison had a masterful performance in the 2021 NCAA Tournament, scoring a game-high 29 points and leading the Badgers to an 85-62 win over North Carolina in the first round.

- HONORS**
- Big Ten Co-Player of the Week (12/6/21)
 - 2018 Big Ten All-Freshman Team
 - 2x Big Ten Freshman of the Week
 - 3x Academic All-Big Ten (2019, '20, '21)

- CAREER**
- Ranks 2nd in school history with 142 career starts.
 - Ranks t-4th in school history with 83.7% career FT%.
 - Ranks 8th in school history with 1,641 points
 - Ranks 10th in school history with 144 career steals.
 - Ranks 2nd in school history with 269 career 3FGs.
 - Just the 12th Badger in school history to make 100 career starts (#100 vs. Louisville, 12/19/20).

- TOP SEASON PERFORMANCES**
- **#16 OHIO STATE (1/13/22):** Scored a game-high 25 points (7-12 FG, 4-6 3FG, 7-8 FT).
 - **IOWA (1/6/22):** Finished with 18 pts, 7 reb and 2 ast
 - **MARQUETTE (12/4/21):** Scored 20 points, shooting 4-for-8 from 3PT range in the win
 - **at Ga Tech (12/1/21):** Scored a season-high 27 pts (5-9 3FG) to lead UW to a B1G/ACC Challenge win
 - **PROVIDENCE (11/15/21):** Finished with a team-high 25 points (8-10 FT) and 7 rebounds for UW

SEASON HIGHS			CAREER HIGHS		
POINTS:	27 at Ga Tech (12/1/21)		POINTS:	30 (2x) MR at Nebraska (2/15/20)	
FIELD GOALS:	9 at Ga Tech (12/1/21)		FIELD GOALS:	11 at Nebraska (2/15/20)	
FG ATTEMPTS:	17 vs. Providence (11/15/21)		FG ATTEMPTS:	19 vs. Michigan State (2/25/18)	
3-POINT FGS:	6 vs. Michigan State (1/21/22)		3-POINT FGS:	8 at Nebraska (2/15/20)	
3-POINT FGAS:	11 (2x) MR vs. Texas A&M (11/22/21)		3-POINT FGAS:	11 (3x) MR vs. Texas A&M (11/22/21)	
FREE THROWS:	8 vs. Providence (11/15/21)		FREE THROWS:	12 vs. Rhode Island (12/9/20)	
FT ATTEMPTS:	10 vs. Providence (11/15/21)		FT ATTEMPTS:	16 vs. Marquette (12/9/17)	
REBOUNDS:	7 (3x) MR vs. Iowa (1/6/22)		REBOUNDS:	13 at Penn State (1/11/20)	
ASSISTS:	4 at Northwestern (1/18/22)		ASSISTS:	7 vs. Nebraska (12/22/20)	
BLOCKS:	--		BLOCKS:	1 (3x) MR vs. Mich. State (3/16/19)	
STEALS:	3 vs. Providence (11/15/21)		STEALS:	5 vs. Illinois (2/27/21)	
MINUTES:	39 vs. Providence (11/15/21)		MINUTES:	44 vs. Minnesota (2/19/18)	

GAME-BY-GAME STATISTICS

Opponent	Date	gs	min	Total		3-Pointers		Free throws		Rebounds				pf	a	t/o	blk	stl	pts	avg	
				fg-fga	pct	3fg-fga	pct	ft-fia	pct	off	def	tot	avg								
ST. FRANCIS BROOKLYN	11/09/21	*	23	3-8	.375	2-4	.500	0-1	.000	0	6	6	6.0	2	2	1	0	2	8	8.0	
GREEN BAY	11/12/21	*	24	5-8	.625	1-4	.250	4-4	1.000	2	1	3	4.5	2	2	1	0	1	15	11.5	
PROVIDENCE	11/15/21	*	39	7-17	.412	3-11	.273	8-10	.800	1	6	7	5.3	4	0	2	0	3	25	16.0	
vs Texas A&M	11/22/21	*	35	5-16	.313	3-11	.273	6-6	1.000	0	7	7	5.8	2	3	1	0	0	19	16.8	
vs Houston	11/23/21	*	28	2-6	.333	1-5	.200	4-4	1.000	0	4	4	5.4	4	2	1	0	1	9	15.2	
vs Saint Mary's (CA)	11/24/21	*	35	1-10	.100	1-7	.143	1-2	.500	1	2	3	5.0	3	1	0	0	0	4	13.3	
at Georgia Tech	12/01/21	*	37	9-16	.563	5-9	.556	4-5	.800	0	1	1	4.4	2	3	1	0	0	27	15.3	
MARQUETTE	12/04/21	*	33	6-12	.500	4-8	.500	4-5	.800	0	4	4	4.4	1	1	0	0	0	20	15.9	
INDIANA	12/08/21	*	34	3-12	.250	2-7	.286	0-0	.000	0	4	4	4.3	1	3	1	0	1	8	15.0	
at Ohio St.	12/11/21	*	28	4-12	.333	3-6	.500	2-2	1.000	0	5	5	4.4	3	0	1	0	0	13	14.8	
NICHOLLS ST.	12/15/21	*	35	5-12	.417	4-9	.444	5-6	.833	0	1	1	4.1	5	2	1	0	1	19	15.2	
ILLINOIS ST.	12/29/21	*	33	1-9	.111	1-8	.125	4-4	1.000	1	4	5	4.2	2	3	1	0	0	7	14.5	
at Purdue	01/03/22	*	38	5-11	.455	3-6	.500	2-2	1.000	0	3	3	4.1	1	3	0	0	0	15	14.5	
IOWA	01/06/22	*	32	6-11	.545	1-3	.333	5-5	1.000	3	4	7	4.3	1	2	1	0	1	18	14.8	
at Maryland	01/09/22	*	38	3-10	.300	1-7	.143	4-6	.667	1	2	3	4.2	1	2	1	0	1	11	14.5	
OHIO ST.	01/13/22	*	37	7-12	.583	4-6	.667	7-8	.875	0	3	3	4.1	2	1	1	0	0	25	15.2	
at Northwestern	01/18/22	*	37	4-8	.500	2-6	.333	3-3	1.000	0	4	4	4.1	1	4	1	0	0	13	15.1	
MICHIGAN ST.	01/21/22	*	35	8-12	.667	6-10	.600	0-0	.000	0	2	2	4.0	3	3	2	0	1	22	15.4	
Totals			18	601	84-202	.416	47-127	.370	63-73	.863	9	63	72	4.0	40	37	17	0	12	278	15.4
Games played: 18											Rebounds/game: 4.0										
Minutes/game: 33.4											Assists/game: 2.1										
Points/game: 15.4											Turnovers/game: 0.9										
FG Pct: 41.6											Assist/turnover ratio: 2.2										
3FG Pct: 37.0											Steals/game: 0.7										
FT Pct: 86.3																					

CAREER STATISTICS																			
Overall					3-Point					Rebounding									
Year	GP-GS	Min/Avg	FG-FGA	Pct	FG-FGA	Pct	FT-FTA	Pct	Off-Def	Tot	Avg	PF-FO	Ast	TO	Blk	Stl	Pts/Avg		
2017-18	33-29	1028/31.2	124-306	.405	60-169	.355	90-110	.818	10-66	76	2.3	109-3	83	59	1	40	398/12.1		
2018-19	34-34	1096/32.2	115-299	.385	52-149	.349	76-94	.809	10-101	111	3.3	79-2	62	34	2	36	358/10.5		
2019-20	30-30	927/30.9	92-233	.395	47-131	.359	65-77	.844	16-113	129	4.3	73-0	56	27	0	23	296/9.9		
2020-21	31-31	960/31.0	91-264	.345	63-162	.389	66-76	.868	10-99	109	3.5	72-2	73	72	0	33	311/10.0		
2021-22	18-18	603/33.5	84-202	.416	47-127	.370	63-73	.863	9-63	72	4.0	40-1	37	16	0	12	278/15.4		
Total	146-142	4614/31.6	506-1304	.388	269-738	.364	360-430	.837	55-442	497	3.4	373-8	311	163	3	144	1641/11.2		
Conference					3-Point					Rebounding									
Year	GP-GS	Min/Avg	FG-FGA	Pct	FG-FGA	Pct	FT-FTA	Pct	Off-Def	Tot	Avg	PF-FO	Ast	TO	Blk	Stl	Pts/Avg		
2017-18	18-18	598/33.2	67-175	.383	34-96	.354	47-53	.887	5-41	46	2.6	64-2	51	41	1	19	215/11.9		
2018-19	20-20	667/33.4	72-186	.387	32-87	.368	39-51	.765	6-64	70	3.5	51-2	37	18	1	15	215/10.8		
2019-20	19-19	593/31.2	56-149	.376	32-87	.368	42-52	.808	9-76	85	4.5	47-0	31	15	0	11	186/9.8		
2020-21	20-20	636/31.8	54-178	.303	38-108	.352	28-34	.824	9-67	76	3.8	50-1	47	18	0	25	174/8.7		
2021-22	8-8	280/35.0	40-88	.455	22-51	.431	23-26	.885	4-27	31	3.9	13-0	18	8	0	4	125/15.6		
Total	85-85	2774/32.6	289-776	.372	158-429	.368	179-216	.829	33-275	308	3.6	225-5	184	100	2	74	915/10.8		

2 | JORDAN DAVIS

Sophomore | Guard | 6-4 | 198
La Crosse, Wis. | La Crosse Central High School

GAME-BY-GAME STATISTICS

Opponent	Date	gs	min	Total		3-Pointers		Free throws		Rebounds				pf	a	t/o	blk	stl	pts	avg
				fg-fga	pct	3fg-fga	pct	ft-fa	pct	off	def	tot	avg							
ST. FRANCIS BROOKLYN	11/09/21	4	1-2	.500	1-2	.500	0-0	.000	0	0	0	0.0	0	0	1	0	0	0	3	3.0
GREEN BAY	11/12/21	7	2-2	1.000	0-0	.000	0-0	.000	1	1	2	1.0	2	0	1	0	1	4	3.5	
PROVIDENCE	11/15/21	0	1-1	1.000	1-1	1.000	0-0	.000	0	0	0	0.7	0	0	0	0	0	3	3.3	
vs Texas A&M	11/22/21	6	1-1	1.000	1-1	1.000	0-0	.000	1	3	4	1.5	1	0	0	0	1	3	3.3	
vs Houston	11/23/21	5	0-0	.000	0-0	.000	0-0	.000	0	1	1	1.4	1	0	0	0	0	0	2.6	
MARQUETTE	12/04/21	3	0-0	.000	0-0	.000	0-0	.000	0	0	0	1.2	0	0	1	0	0	0	2.2	
INDIANA	12/08/21	12	1-4	.250	1-4	.250	0-0	.000	0	1	1	1.1	0	0	0	0	0	3	2.3	
at Ohio St.	12/11/21	16	1-2	.500	0-0	.000	0-1	.000	1	1	2	1.3	0	0	0	1	1	2	2.3	
NICHOLLS ST.	12/15/21	7	0-1	.000	0-1	.000	0-0	.000	1	1	2	1.3	0	1	0	0	0	0	2.0	
ILLINOIS ST.	12/29/21	9	0-0	.000	0-0	.000	0-0	.000	0	0	0	1.2	2	0	0	0	0	0	1.8	
at Purdue	01/03/22	5	0-1	.000	0-1	.000	0-0	.000	0	2	2	1.3	1	0	0	0	1	0	1.6	
IOWA	01/06/22	1	0-0	.000	0-0	.000	0-0	.000	0	0	0	1.2	0	0	0	0	0	0	1.5	
at Maryland	01/09/22	4	1-1	1.000	1-1	1.000	0-0	.000	0	0	0	1.1	1	0	1	0	0	3	1.6	
OHIO ST.	01/13/22	3	0-1	.000	0-0	.000	0-0	.000	0	0	0	1.0	0	0	0	0	0	0	1.5	
at Northwestern	01/18/22	2	0-0	.000	0-0	.000	0-0	.000	0	1	1	1.0	0	0	0	0	0	0	1.4	
MICHIGAN ST.	01/21/22	1	0-0	.000	0-0	.000	0-0	.000	0	0	0	0.9	0	0	0	0	0	0	1.3	
Totals		0	85	8-16	.500	5-11	.455	0-1	.000	4	11	15	0.9	8	1	4	1	4	21	1.3

CAREER STATISTICS

Overall			3-Point								Rebounding							
Year	GP-GS	Min/Avg	FG-FGA	Pct	FG-FGA	Pct	FT-FTA	Pct	Off-Def	Tot	Avg	PF-FO	Ast	TO	Blk	Stl	Pts/Avg	
2020-21	13-0	19/1.5	3-6	.500	2-5	.400	0-0	---	0-1	1	0.1	0-0	0	1	0	0	8/0.6	
2021-22	16-0	86/5.4	8-16	.500	5-11	.455	0-1	.000	4-11	15	0.9	8-0	1	4	1	4	21/1.3	
Total	29-0	105/3.6	11-22	.500	7-16	.438	0-1	.000	4-12	16	0.6	8-0	1	5	1	4	29/1.0	
Conference			3-Point								Rebounding							
Year	GP-GS	Min/Avg	FG-FGA	Pct	FG-FGA	Pct	FT-FTA	Pct	Off-Def	Tot	Avg	PF-FO	Ast	TO	Blk	Stl	Pts/Avg	
2020-21	8-0	9/1.1	1-4	.250	0-3	.000	0-0	---	0-1	1	0.1	0-0	0	1	0	0	2/0.3	
2021-22	8-0	44/5.5	3-9	.333	2-6	.333	0-1	.000	1-5	6	0.8	2-0	0	1	1	2	8/1.0	
Total	16-0	53/3.3	4-13	.308	2-9	.222	0-1	.000	1-6	7	0.4	2-0	0	2	1	2	10/0.6	

4 | CARTER HIGGINBOTTOM

Junior | Guard | 6-0 | 193
Chicago, Ill. | St. Ignatius High School

GAME-BY-GAME STATISTICS

Opponent	Date	gs	min	Total		3-Pointers		Free throws		Rebounds				pf	a	t/o	blk	stl	pts	avg
				fg-fga	pct	3fg-fga	pct	ft-fa	pct	off	def	tot	avg							
ST. FRANCIS BROOKLYN	11/09/21	1	0-0	.000	0-0	.000	0-0	.000	0	0	0	0.0	0	0	1	0	0	0	0.0	
GREEN BAY	11/12/21	2	0-0	.000	0-0	.000	0-0	.000	0	0	0	0.0	0	0	0	0	0	0	0.0	
MARQUETTE	12/04/21	1	0-0	.000	0-0	.000	0-0	.000	0	0	0	0.0	2	0	1	0	0	0	0.0	
IOWA	01/06/22	1	0-1	.000	0-0	.000	0-0	.000	0	0	0	0.0	0	0	0	0	0	0	0.0	
OHIO ST.	01/13/22	0	0-0	.000	0-0	.000	0-0	.000	0	0	0	0.0	0	0	0	0	0	0	0.0	
Totals		0	5	0-1	.000	0-0	.000	0-0	.000	0	0	0	0.0	2	0	2	0	0	0	0.0

CAREER STATISTICS

Overall			3-Point						Rebounding									
Year	GP-GS	Min/Avg	FG-FGA	Pct	FG-FGA	Pct	FT-FTA	Pct	Off-Def	Tot	Avg	PF-FO	Ast	TO	Blk	Stl	Pts/Avg	
2018-19																		
REDSHIRT SEASON																		
2019-20	9-0	9/1.0	0-1	.000	0-0	--	---	--	0-1	1	0.1	0-0	0	1	0	0	0/0.0	
2020-21	9-0	10/1.1	0-4	.000	0-0	--	0-2	.000	0-0	0	.000	1-0	1	2	0	1	0/0.0	
2021-22	4-0	5/1.3	0-1	.000	---	---	---	---	0-0	0	.000	2-0	0	2	0	0	0/0.0	
Total	22-0	24/1.1	0-6	.000	0-0	---	0-2	.000	0-1	1	0.04	3-0	1	5	0	1	0/0.0	
Conference			3-Point						Rebounding									
Year	GP-GS	Min/Avg	FG-FGA	Pct	FG-FGA	Pct	FT-FTA	Pct	Off-Def	Tot	Avg	PF-FO	Ast	TO	Blk	Stl	Pts/Avg	
2018-19																		
REDSHIRT SEASON																		
2019-20	4-0	4/1.0	0-1	.000	0-0	---	0-0	---	0-0	0	0.0	0-0	0	0	0	0	0/0.0	
2020-21	4-0	5/1.3	0-1	.000	0-0	---	0-2	.000	0-0	0	0.0	1-0	0	1	0	0	0/0.0	
2021-22	1-0	1/1.0	0-1	.000	0-0	---	0-0	---	---	---	---	---	---	---	---	---	---	
Total	9-0	10/1/1	0-3	.000	0-0	---	0-2	.000	0-0	0	0.0	1	0	1	0	0	0/0.0	

SEASON HIGHS

POINTS: 4 vs. Green Bay (11/12/21)
FIELD GOALS: 2 vs. Green Bay (11/12/21)
FG ATTEMPTS: 4 vs. Indiana (12/8/21)
3-POINT FGS: 1 (5x) MR at Maryland (1/9/22)
3-POINT FGAS: 4 vs. Indiana (12/8/21)
FREE THROWS: --
FT ATTEMPTS: 1 at Ohio State (12/11/21)
REBOUNDS: 4 vs. Texas A&M (11/22/21)
ASSISTS: 1 vs. Nicholls (12/15/21)
BLOCKS: --
STEALS: 1 (4x) MR at Purdue (1/3/22)
MINUTES: 16 at Ohio State (12/11/21)

CAREER HIGHS

POINTS: 4 vs. Green Bay (11/12/21)
FIELD GOALS: 2 vs. Green Bay (11/12/21)
FG ATTEMPTS: 3 at Michigan (1/12/21)
3-POINT FGS: 1 (7x) MR at Maryland (1/9/22)
3-POINT FGAS: 4 vs. Indiana (12/8/21)
FREE THROWS: --
FT ATTEMPTS: 1 at Ohio State (12/11/21)
REBOUNDS: 4 vs. Texas A&M (11/22/21)
ASSISTS: 1 vs. Nicholls (12/15/21)
BLOCKS: --
STEALS: 1 (4x) MR at Purdue (1/3/22)
MINUTES: 16 at Ohio State (12/11/21)

SEASON HIGHS

POINTS: --
FIELD GOALS: --
FG ATTEMPTS: --
3-POINT FGS: --
3-POINT FGAS: --
FREE THROWS: --
FT ATTEMPTS: --
REBOUNDS: --
ASSISTS: --
BLOCKS: --
STEALS: --
MINUTES: 2 vs. Green Bay (11/12/21)

CAREER HIGHS

POINTS: --
FIELD GOALS: --
FG ATTEMPTS: 1 (5x) MR vs. Penn State (2/2/21)
3-POINT FGS: --
3-POINT FGAS: --
FREE THROWS: --
FT ATTEMPTS: 2 at Nebraska (2/10/21)
REBOUNDS: 1 vs. Milwaukee (12/21/19)
ASSISTS: 1 vs. Green Bay (12/1/20)
BLOCKS: --
STEALS: 1 vs. North Carolina (3/19/21)
MINUTES: 2 (4x) MR vs. Green Bay (11/12/21)

Individual Game by Game

10 | ISAAC LINDSEY

Sophomore | Guard | 6-4 | 184
Mineral Point, Wis. | Mineral Point High School (UNLV)

GAME-BY-GAME STATISTICS

Opponent	Date	gs	min	Total		3-Pointers		Free throws		Rebounds				pf	a	t/o	blk	stl	pts	avg
				fg-fga	pct	3fg-fga	pct	ft-fia	pct	off	def	tot	avg							
ST. FRANCIS BROOKLYN	11/09/21	2		0-0	.000	0-0	.000	0-0	.000	0	0	0	0.0	0	0	0	0	0	0	0.0
GREEN BAY	11/12/21	4		0-1	.000	0-0	.000	0-0	.000	0	0	0	0.0	0	0	0	0	0	0	0.0
ILLINOIS ST.	12/29/21	3		1-3	.333	1-2	.500	0-0	.000	0	0	0	0.0	0	0	0	0	0	3	1.0
IOWA	01/06/22	1		0-0	.000	0-0	.000	0-0	.000	0	0	0	0.0	0	0	0	0	0	0	0.8
Totals		0	10	1-4	.250	1-2	.500	0-0	.000	0	0	0	0.0	0	0	0	0	0	3	0.8

CAREER STATISTICS

Overall			3-Point						Rebounding								
Year	GP-GS	Min/Avg	FG-FGA	Pct	FG-FGA	Pct	FT-FTA	Pct	Off-Def	Tot	Avg	PF-FO	Ast	TO	Blk	Stl	Pts/Avg
2021-22	4-0	9/2.3	1-4	.250	1-2	.500	---	---	---	---	---	---	---	---	---	---	3/0.8
Total	4-0	9/2.3	1-4	.250	1-2	.500	---	---	---	---	---	---	---	---	---	---	3/0.8

Conference			3-Point						Rebounding								
Year	GP-GS	Min/Avg	FG-FGA	Pct	FG-FGA	Pct	FT-FTA	Pct	Off-Def	Tot	Avg	PF-FO	Ast	TO	Blk	Stl	Pts/Avg
2021-22	1-0	1/1.0	---	---	---	---	---	---	---	---	---	---	---	---	---	---	---
Total	1-0	1/1.0	---	---	---	---	---	---	---	---	---	---	---	---	---	---	---

SEASON HIGHS

POINTS: 3 vs. Illinois St (12/29/21)
FIELD GOALS: 1 vs. Illinois St (12/29/21)
FG ATTEMPTS: 3 vs. Illinois St (12/29/21)
3-POINT FGS: 1 vs. Illinois St (12/29/21)
3-POINT FGAS: 2 vs. Illinois St (12/29/21)
FREE THROWS: --
FT ATTEMPTS: --
REBOUNDS: --
ASSISTS: --
BLOCKS: --
STEALS: --
MINUTES: 4 vs. Green Bay (11/12/21)

CAREER HIGHS

POINTS: 3 vs. Illinois St (12/29/21)
FIELD GOALS: 1 vs. Illinois St (12/29/21)
FG ATTEMPTS: 3 vs. Illinois St (12/29/21)
3-POINT FGS: 1 vs. Illinois St (12/29/21)
3-POINT FGAS: 2 vs. Illinois St (12/29/21)
FREE THROWS: --
FT ATTEMPTS: --
REBOUNDS: --
ASSISTS: --
BLOCKS: --
STEALS: --
MINUTES: 4 vs. Green Bay (11/12/21)

11 | LORNE BOWMAN II

Freshman | Guard | 6-2 | 210
Detroit, Mich. | St. Mary's High School

GAME-BY-GAME STATISTICS

Opponent	Date	gs	min	Total		3-Pointers		Free throws		Rebounds				pf	a	t/o	blk	stl	pts	avg
				fg-fga	pct	3fg-fga	pct	ft-fia	pct	off	def	tot	avg							
ST. FRANCIS BROOKLYN	11/09/21	15		3-7	.429	3-4	.750	0-0	.000	2	2	4	4.0	0	1	1	0	0	9	9.0
GREEN BAY	11/12/21	15		1-3	.333	1-2	.500	0-0	.000	0	1	1	2.5	4	1	1	0	3	3	6.0
PROVIDENCE	11/15/21	11		1-3	.333	1-2	.500	0-0	.000	0	0	0	1.7	1	0	1	0	0	3	5.0
vs Texas A&M	11/22/21	11		0-1	.000	0-0	.000	2-2	1.000	0	0	0	1.3	1	1	0	0	1	2	4.3
vs Houston	11/23/21	12		1-1	1.000	0-0	.000	0-1	0.000	0	0	0	1.0	1	0	1	0	0	2	3.8
vs Saint Mary's (CA)	11/24/21	11		2-5	.400	1-2	.500	0-0	.000	0	0	0	0.8	1	0	1	0	0	5	4.0
at Georgia Tech	12/01/21	8		2-3	.667	1-2	.500	0-0	.000	0	2	2	1.0	1	0	0	0	0	5	4.1
MARQUETTE	12/04/21	11		2-4	.500	1-3	.333	0-0	.000	0	1	1	1.0	2	0	3	0	0	5	4.3
NICHOLLS ST.	12/15/21	13		1-2	.500	1-2	.500	1-3	.333	0	3	3	1.2	0	0	1	0	0	4	4.2
at Purdue	01/03/22	5		0-0	.000	0-0	.000	0-0	.000	0	0	0	1.1	0	1	0	0	0	0	3.8
IOWA	01/06/22	9		0-3	.000	0-1	.000	0-0	.000	0	0	0	1.0	2	0	1	0	0	0	3.5
at Maryland	01/09/22	8		0-1	.000	0-0	.000	0-0	.000	0	1	1	1.0	1	2	1	0	1	0	3.2
OHIO ST.	01/13/22	12		1-1	1.000	1-1	1.000	0-2	.000	0	0	0	0.9	2	0	0	0	0	3	3.2
at Northwestern	01/18/22	5		0-1	.000	0-1	.000	0-0	.000	0	1	1	0.9	2	1	0	0	0	0	2.9
MICHIGAN ST.	01/21/22	12		1-3	.333	0-2	.000	2-2	1.000	0	0	0	0.9	2	2	0	0	0	4	3.0
Totals		0	158	15-38	.395	10-22	.455	5-10	.500	2	11	13	0.9	20	9	11	0	5	45	3.0

CAREER STATISTICS

Overall			3-Point						Rebounding								
Year	GP-GS	Min/Avg	FG-FGA	Pct	FG-FGA	Pct	FT-FTA	Pct	Off-Def	Tot	Avg	PF-FO	Ast	TO	Blk	Stl	Pts/Avg
2021-22	15-0	159/10.6	15-38	.395	10-22	.455	5-10	.500	2-11	13	0.9	20-0	9	11	0	5	45/3.0
Total	15-0	159/10.6	15-38	.395	10-22	.455	5-10	.500	2-11	13	0.9	20-0	9	11	0	5	45/3.0

Conference			3-Point						Rebounding									
Year	GP-GS	Min/Avg	FG-FGA	Pct	FG-FGA	Pct	FT-FTA	Pct	Off-Def	Tot	Avg	PF-FO	Ast	TO	Blk	Stl	Pts/Avg	
2021-22	6-0	51/8.5	2-9	.222	1-5	.200	2-4	.500	0-2	2	0.3	9-0	6	2	0	1	7/1.2	
Total	6-0	51/8.5	2-9	.222	1-5	.200	2-4	.500	0-2	2	0.3	9-0	6	2	0	1	7/1.2	

SEASON HIGHS

POINTS: 9 vs. St. Francis Bkn (11/9/21)
FIELD GOALS: 3 vs. St. Francis Bkn (11/9/21)
FG ATTEMPTS: 7 vs. St. Francis Bkn (11/9/21)
3-POINT FGS: 3 vs. St. Francis Bkn (11/9/21)
3-POINT FGAS: 4 vs. St. Francis Bkn (11/9/21)
FREE THROWS: 2 (2x) MR vs. Michigan St (1/21/22)
FT ATTEMPTS: 3 vs. Nicholls (12/15/21)
REBOUNDS: 4 vs. St. Francis Bkn (11/9/21)
ASSISTS: 2 (2x) MR vs. Michigan St (1/21/22)
BLOCKS: --
STEALS: 1 (2x) MR at Maryland (1/9/22)
MINUTES: 15 vs. St. Francis Bkn (11/9/21)

CAREER HIGHS

POINTS: 9 vs. St. Francis Bkn (11/9/21)
FIELD GOALS: 3 vs. St. Francis Bkn (11/9/21)
FG ATTEMPTS: 7 vs. St. Francis Bkn (11/9/21)
3-POINT FGS: 3 vs. St. Francis Bkn (11/9/21)
3-POINT FGAS: 4 vs. St. Francis Bkn (11/9/21)
FREE THROWS: 2 (2x) MR vs. Michigan St (1/21/22)
FT ATTEMPTS: 3 vs. Nicholls (12/15/21)
REBOUNDS: 4 vs. St. Francis Bkn (11/9/21)
ASSISTS: 2 (2x) MR vs. Michigan St (1/21/22)
BLOCKS: --
STEALS: 1 (2x) MR at Maryland (1/9/22)
MINUTES: 15 vs. St. Francis Bkn (11/9/21)

Individual Game by Game

13 | JUSTIN TAPHORN

Freshman | Guard | 6-5 | 198
Pekin, Ill. | Pekin High School

GAME-BY-GAME STATISTICS

Opponent	Date	gs	min	Total		3-Pointers		Free throws		Rebounds				pf	a	t/o	blk	stl	pts	avg
				fg-fga	pct	3fg-fga	pct	ft-fia	pct	off	def	tot	avg							
ST. FRANCIS BROOKLYN	11/09/21	1		0-0	.000	0-0	.000	0-0	.000	0	0	0	0.0	0	0	0	0	0	0	0.0
GREEN BAY	11/12/21	2		0-0	.000	0-0	.000	0-0	.000	0	0	0	0.0	0	0	0	0	0	0	0.0
MARQUETTE	12/04/21	1		0-0	.000	0-0	.000	0-0	.000	0	0	0	0.0	0	0	0	0	0	0	0.0
Totals		0	4	0-0	.000	0-0	.000	0-0	.000	0	0	0	0.0	0	0	0	0	0	0	0.0

CAREER STATISTICS

Overall	3-Point								Rebounding									
Year	GP-GS	Min/Avg	FG-FGA	Pct	FG-FGA	Pct	FT-FTA	Pct	Off-Def	Tot	Avg	PF-FO	Ast	TO	Blk	Stl	Pts/Avg	
2020-21	6-0	8/1.3	0-1	.000	0-1	.000	---	---	0-0	0	---	0-0	0	1	0	0	0/0.0	
2021-22	3-0	4/1.3	0-0	.000	0-0	.000	---	---	0-0	0	---	0-0	0	0	0	0	0/0.0	
Total	9-0	12/1.3	0-1	.000	0-1	.000	---	---	0-0	0	---	0-0	0	1	0	0	0/0.0	
Overall	3-Point								Rebounding									
Year	GP-GS	Min/Avg	FG-FGA	Pct	FG-FGA	Pct	FT-FTA	Pct	Off-Def	Tot	Avg	PF-FO	Ast	TO	Blk	Stl	Pts/Avg	
2020-21	2-0	2/1.0	0-0	---	0-0	---	0-0	---	0-0	0	0.0	0-0	0	0	0	0	0/0.0	
2021-22	---	---	---	---	---	---	---	---	---	---	---	---	---	---	---	---	---/--	
Total	2-0	2/1.0	0-0	---	0-0	---	0-0	---	0-0	0	0.0	0-0	0	0	0	0	0/0.0	

SEASON HIGHS

POINTS: --
FIELD GOALS: --
FG ATTEMPTS: --
3-POINT FGS: --
3-POINT FGAS: --
FREE THROWS: --
FT ATTEMPTS: --
REBOUNDS: --
ASSISTS: --
BLOCKS: --
STEALS: --
MINUTES: 2 vs. Green Bay (11/12/21)

CAREER HIGHS

POINTS: --
FIELD GOALS: --
FG ATTEMPTS: 1 vs. Green Bay (12/1/20)
3-POINT FGS: --
3-POINT FGAS: 1 vs. Green Bay (12/1/20)
FREE THROWS: --
FT ATTEMPTS: --
REBOUNDS: --
ASSISTS: --
BLOCKS: --
STEALS: --
MINUTES: 2 vs. Green Bay (11/12/21)

14 | CARTER GILMORE

Freshman | Forward | 6-7 | 215
Hartland, Wis. | Arrowhead High School

GAME-BY-GAME STATISTICS

Opponent	Date	gs	min	Total		3-Pointers		Free throws		Rebounds				pf	a	t/o	blk	stl	pts	avg
				fg-fga	pct	3fg-fga	pct	ft-fga	pct	off	def	tot	avg							
ST. FRANCIS BROOKLYN	11/09/21	7	2-2	1,000	0-0	.000	1-2	.500	0	1	1	1.0	0	1	0	1	1	5	5.0	
GREEN BAY	11/12/21	14	0-4	.000	0-1	.000	0-0	.000	2	3	5	3.0	0	0	1	2	0	0	2.5	
PROVIDENCE	11/15/21	25	0-3	.000	0-1	.000	0-0	.000	0	5	5	3.7	2	0	0	0	0	0	1.7	
vs Texas A&M	11/22/21	11	0-0	.000	0-0	.000	1-2	.500	0	0	0	2.8	2	0	0	1	0	1	1.5	
vs Houston	11/23/21	9	0-1	.000	0-1	.000	0-0	.000	0	0	0	2.2	1	1	0	0	1	0	1.2	
vs Saint Mary's (CA)	11/24/21	12	1-1	1,000	0-0	.000	2-2	1,000	1	0	1	2.0	2	0	0	0	0	4	1.7	
at Georgia Tech	12/01/21	5	0-0	.000	0-0	.000	0-0	.000	0	1	1	1.9	1	0	0	0	0	0	1.4	
MARQUETTE	12/04/21	7	0-0	.000	0-0	.000	0-0	.000	1	0	1	1.8	3	1	0	0	0	0	1.3	
INDIANA	12/08/21	4	1-2	.500	0-1	.000	0-0	.000	0	0	0	1.6	0	0	0	0	0	2	1.3	
NICHOLLS ST.	12/15/21	4	0-0	.000	0-0	.000	0-1	.000	0	0	0	1.4	1	0	0	0	0	0	1.2	
ILLINOIS ST.	12/29/21	8	1-1	1,000	1-1	1,000	0-0	.000	0	3	3	1.5	1	0	0	0	0	3	1.4	
at Purdue	01/03/22	19	0-3	.000	0-3	.000	0-0	.000	2	0	2	1.6	1	1	1	0	0	0	1.3	
IOWA	01/06/22	8	1-2	.500	0-1	.000	0-0	.000	0	0	0	1.5	3	0	0	0	0	2	1.3	
at Maryland	01/09/22	9	1-2	.500	0-0	.000	0-0	.000	0	0	0	1.4	2	0	0	0	0	2	1.4	
OHIO ST.	01/13/22	7	0-2	.000	0-2	.000	0-0	.000	0	0	0	1.3	0	1	0	0	0	0	1.3	
at Northwestern	01/18/22	7	0-0	.000	0-0	.000	0-0	.000	0	2	2	1.3	0	3	0	0	0	0	1.2	
MICHIGAN ST.	01/21/22	10	0-3	.000	0-1	.000	0-0	.000	0	1	1	1.3	0	0	0	0	0	0	1.1	
Totals		0	166	7-26	.269	1-12	.083	4-7	.571	6	16	22	1.3	19	8	2	4	2	19	1.1

CAREER STATISTICS

Overall		3-Point								Rebounding							
Year	GP-GS	Min/Avg	FG-FGA	Pct	FG-FGA	Pct	FT-FTA	Pct	Off-Def	Tot	Avg	PF-FO	Ast	TO	Blk	Stl	Pts/Avg
2020-21	9-0	17/1.9	1-5	.200	0-4	.000	0-0	.000	0-3	3	0.3	2-0	0	0	0	0	2/0.2
2021-22	17-0	165/9.7	7-26	.269	1-12	.083	4-7	.571	6-16	22	1.3	19-0	8	3	4	2	19/1.1
Total	26-0	182/7.0	8-31	.258	1-16	.063	4-7	.571	6-19	25	1.0	21-0	8	3	4	2	21/0.8
Conference		3-Point								Rebounding							
Year	GP-GS	Min/Avg	FG-FGA	Pct	FG-FGA	Pct	FT-FTA	Pct	Off-Def	Tot	Avg	PF-FO	Ast	TO	Blk	Stl	Pts/Avg
2020-21	4-0	8/2.0	0-2	.000	0-2	.000	---	---	0-1	1	0.3	1-0	0	0	0	0	0/0.0
2021-22	7-0	63/9.0	3-14	.214	0-8	.000	---	---	2-3	5	0.7	6-0	5	1	0	0	6/0.9
Total	11-0	71/6.5	3-16	.188	0-10	.000	---	---	2-4	6	0.5	7-0	5	1	0	0	6/0.5

SEASON HIGHS

POINTS: 5 vs. St. Francis Bkn (11/9/21)
FIELD GOALS: 2 vs. St. Francis Bkn (11/9/21)
FG ATTEMPTS: 3 (3x) MR vs. Michigan St (1/21/22)
3-POINT FGS: 1 vs. Illinois St (12/29/21)
3-POINT FGAS: 3 at Purdue (1/3/22)
FREE THROWS: 2 vs. Saint Mary's (11/24/21)
FT ATTEMPTS: 2 (2x) MR vs. Saint Mary's (11/24/21)
REBOUNDS: 5 vs. Providence (11/15/21)
ASSISTS: 3 at Northwestern (1/18/22)
BLOCKS: 1 vs. Texas A&M (11/22/21)
STEALS: 1 (2x) MR vs. Houston (11/23/21)
MINUTES: 25 vs. Providence (11/15/21)

CAREER HIGHS

POINTS: 5 vs. St. Francis Bkn (11/9/21)
FIELD GOALS: 2 vs. St. Francis Bkn (11/9/21)
FG ATTEMPTS: 3 (3x) MR vs. Michigan St (1/21/22)
3-POINT FGS: 1 vs. Illinois St (12/29/21)
3-POINT FGAS: 3 at Purdue (1/3/22)
FREE THROWS: 2 vs. Saint Mary's (11/24/21)
FT ATTEMPTS: 2 (2x) MR vs. Saint Mary's (11/24/21)
REBOUNDS: 5 vs. Providence (11/15/21)
ASSISTS: 3 at Northwestern (1/18/22)
BLOCKS: 1 vs. Texas A&M (11/22/21)
STEALS: 1 (2x) MR vs. Houston (11/23/21)
MINUTES: 25 vs. Providence (11/15/21)

Individual Game by Game

35 | MARKUS ILVER

Freshman | Forward | 6-8 | 247
Tallinn, Estonia | Western Reserve Academy

GAME-BY-GAME STATISTICS

Opponent	Date	gs	min	Total		3-Pointers		Free throws		Rebounds				pf	a	tlo	blk	stl	pts	avg
				fg-fga	pct	3fg-fga	pct	ft-fia	pct	off	def	tot	avg							
ST. FRANCIS BROOKLYN	11/09/21	7		1-2	.500	0-1	.000	0-0	.000	0	0	0	0.0	1	0	0	0	0	2	2.0
GREEN BAY	11/12/21	11		0-4	.000	0-2	.000	3-4	.750	1	3	4	2.0	4	0	1	0	0	3	2.5
PROVIDENCE	11/15/21	2		0-0	.000	0-0	.000	0-0	.000	0	0	0	1.3	0	0	0	0	0	0	1.7
MARQUETTE	12/04/21	2		0-1	.000	0-1	.000	0-0	.000	0	0	0	1.0	0	0	0	0	0	0	1.3
at Ohio St.	12/11/21	3		0-1	.000	0-1	.000	0-0	.000	0	0	0	0.8	0	0	0	0	0	0	1.0
ILLINOIS ST.	12/29/21	2		0-0	.000	0-0	.000	0-0	.000	0	0	0	0.7	0	0	0	0	0	0	0.8
IOWA	01/06/22	1		0-0	.000	0-0	.000	0-0	.000	0	0	0	0.6	1	0	1	0	0	0	0.7
Totals		0	28	1-8	.125	0-5	.000	3-4	.750	1	3	4	0.6	6	0	2	0	0	5	0.7

CAREER STATISTICS

Overall			3-Point						Rebounding									
Year	GP-GS	Min/Avg	FG-FGA	Pct	FG-FGA	Pct	FT-FTA	Pct	Off-Def	Tot	Avg	PF-FO	Ast	TO	Blk	Stl	Pts/Avg	
2021-22	7-0	27/3.9	1-8	.125	0-5	.000	3-4	.750	1-3	4	0.6	6-0	0	2	0	0	5/0.7	
Total	7-0	27/3.9	1-8	.125	0-5	.000	3-4	.750	1-3	4	0.6	6-0	0	2	0	0	5/0.7	
Conference			3-Point						Rebounding									
Year	GP-GS	Min/Avg	FG-FGA	Pct	FG-FGA	Pct	FT-FTA	Pct	Off-Def	Tot	Avg	PF-FO	Ast	TO	Blk	Stl	Pts/Avg	
2021-22	2-0	4/2.0	0-1	.000	0-1	.000	0-0	---	0-0	0	0.0	1-0	0	1	0	0	0/0.0	
Total	2-0	4/2.0	0-1	.000	0-1	.000	0-0	---	0-0	0	0.0	1-0	0	1	0	0	0/0.0	

SEASON HIGHS

POINTS: 3 vs. Green Bay (11/12/21)
FIELD GOALS: 1 vs. St. Francis Bkn (11/9/21)
FG ATTEMPTS: 4 vs. Green Bay (11/12/21)
3-POINT FGS: --
3-POINT FGAS: 2 vs. Green Bay (11/12/21)
FREE THROWS: 3 vs. Green Bay (11/12/21)
FT ATTEMPTS: 4 vs. Green Bay (11/12/21)
REBOUNDS: 4 vs. Green Bay (11/12/21)
ASSISTS: --
BLOCKS: --
STEALS: --
MINUTES: 11 vs. Green Bay (11/12/21)

CAREER HIGHS

POINTS: 3 vs. Green Bay (11/12/21)
FIELD GOALS: 1 vs. St. Francis Bkn (11/9/21)
FG ATTEMPTS: 4 vs. Green Bay (11/12/21)
3-POINT FGS: --
3-POINT FGAS: 2 vs. Green Bay (11/12/21)
FREE THROWS: 3 vs. Green Bay (11/12/21)
FT ATTEMPTS: 4 vs. Green Bay (11/12/21)
REBOUNDS: 4 vs. Green Bay (11/12/21)
ASSISTS: --
BLOCKS: --
STEALS: --
MINUTES: 11 vs. Green Bay (11/12/21)

SEASON STATISTICS

Updated Through January 21, 2022

RECORD:	OVERALL	HOME	AWAY	NEUTRAL
ALL GAMES	15-3	8-2	4-1	3-0
CONFERENCE	6-2	3-1	3-1	0-0
NON-CONFERENCE	9-1	5-1	1-0	3-0

##	Player	gp-gs	min	avg	Total		3-Point		F-Throw		Rebounds				pf	dq	a	to	blk	stl	pts	avg
					fg-fga	fg%	3fg-fga	3fg%	ft-fa	ft%	off	def	tot	avg								
01	Johnny Davis	16-16	557	34.8	124-282	.440	27-73	.370	81-101	.802	22	96	118	7.4	26	0	43	37	11	23	356	22.3
34	Brad Davison	18-18	601	33.4	84-202	.416	47-127	.370	63-73	.863	9	63	72	4.0	40	1	37	17	0	12	278	15.4
05	Tyler Wahl	17-17	501	29.5	70-136	.515	3-22	.136	44-64	.688	23	74	97	5.7	40	1	31	18	18	16	187	11.0
22	Steven Crowl	18-18	431	23.9	62-129	.481	13-42	.310	22-29	.759	32	54	86	4.8	44	1	22	18	5	5	159	8.8
23	Chucky Hepburn	18-18	556	30.9	42-117	.359	18-61	.295	26-33	.788	4	32	36	2.0	35	0	37	23	4	20	128	7.1
11	Lorne Bowman II	15-0	158	10.5	15-38	.395	10-22	.455	5-10	.500	2	11	13	0.9	20	0	9	11	0	5	45	3.0
33	Chris Vogt	18-0	239	13.3	21-46	.457	0-1	.000	10-16	.625	30	33	63	3.5	50	1	14	6	13	5	52	2.9
00	Jahcobi Neath	10-1	99	9.9	8-27	.296	3-10	.300	6-9	.667	5	11	16	1.6	8	0	5	2	1	3	25	2.5
20	Ben Carlson	17-2	160	9.4	13-41	.317	1-14	.071	4-7	.571	11	22	33	1.9	6	0	3	6	1	1	31	1.8
02	Jordan Davis	16-0	85	5.3	8-16	.500	5-11	.455	0-1	.000	4	11	15	0.9	8	0	1	4	1	4	21	1.3
14	Carter Gilmore	17-0	166	9.8	7-26	.269	1-12	.083	4-7	.571	6	16	22	1.3	19	0	8	2	4	2	19	1.1
10	Isaac Lindsey	4-0	10	2.5	1-4	.250	1-2	.500	0-0	.000	0	0	0	0.0	0	0	0	0	0	0	3	0.8
35	Markus Ilver	7-0	28	4.0	1-8	.125	0-5	.000	3-4	.750	1	3	4	0.6	6	0	0	2	0	0	5	0.7
04	Carter Higginbottom	5-0	5	1.0	0-1	.000	0-0	.000	0-0	.000	0	0	0	0.0	2	0	0	2	0	0	0	0.0
13	Justin Taphorn	3-0	4	1.3	0-0	.000	0-0	.000	0-0	.000	0	0	0	0.0	0	0	0	0	0	0	0	0.0
Team											30	30	60					4				
Total.....		18	3600		456-1073	.425	129-402	.321	268-354	.757	179	456	635	35.3	304	4	210	152	58	96	1309	72.7
Opponents.....		18	3600		454-1036	.438	117-347	.337	179-277	.646	164	479	643	35.7	350	10	209	215	68	75	1204	66.9

TEAM STATISTICS	WIS	OPP	Date	Opponent	Score	Att.
SCORING	1309	1204	11/09/21	ST. FRANCIS BROOKLYN	w 81-58	15735
Points per game	72.7	66.9	11/12/21	GREEN BAY	w 72-34	16005
Scoring margin	+5.8	-	11/15/21	PROVIDENCE	L 58-63	15773
FIELD GOALS-ATT	456-1073	454-1036	11/22/21	vs Texas A&M	w 69-58	0
Field goal pct	.425	.438	11/23/21	vs Houston	w 65-63	0
3 POINT FG-ATT	129-402	117-347	11/24/21	vs Saint Mary's (CA)	w 61-55	2901
3-point FG pct	.321	.337	12/01/21	at Georgia Tech	w 70-66	6302
3-pt FG made per game	7.2	6.5	12/04/21	MARQUETTE	w 89-76	17287
FREE THROWS-ATT	268-354	179-277	* 12/08/21	INDIANA	w 64-59	16013
Free throw pct	.757	.646	* 12/11/21	at Ohio St.	L 55-73	13856
F-Throws made per game	14.9	9.9	12/15/21	NICHOLLS ST.	w 71-68	15752
REBOUNDS	635	643	12/29/21	ILLINOIS ST.	w 89-85	15718
Rebounds per game	35.3	35.7	* 01/03/22	at Purdue	w 74-69	14804
Rebounding margin	-0.4	-	* 01/06/22	IOWA	w 87-78	15212
ASSISTS	210	209	* 01/09/22	at Maryland	w 70-69	10864
Assists per game	11.7	11.6	* 01/13/22	OHIO ST.	w 78-68	15571
TURNOVERS	152	215	* 01/18/22	at Northwestern	w 82-76	5251
Turnovers per game	8.4	11.9	* 01/21/22	MICHIGAN ST.	L 74-86	17287
Turnover margin	+3.5	-	* = Conference game			
Assist/turnover ratio	1.4	1.0				
STEALS	96	75				
Steals per game	5.3	4.2				
BLOCKS	58	68				
Blocks per game	3.2	3.8				
ATTENDANCE	160353	53978				
Home games-Avg/Game	10-16035	5-10215				
Neutral site-Avg/Game	-	3-967				

Score by Periods	1st	2nd	Totals
Wisconsin	612	697	1309
Opponents	552	652	1204

BIG TEN STATISTICS

Updated Through January 21, 2022

RECORD:	OVERALL	HOME	AWAY	NEUTRAL
ALL GAMES	6-2	3-1	3-1	0-0
CONFERENCE	6-2	3-1	3-1	0-0
NON-CONFERENCE	0-0	0-0	0-0	0-0

##	Player	gp-gs	min	avg	Total		3-Point		F-Throw		Rebounds				pf	dq	a	to	blk	stl	pts	avg
					fg-fga	fg%	3fg-fga	3fg%	ft-fa	ft%	off	def	tot	avg								
01	Johnny Davis	8-8	295	36.9	69-153	.451	16-43	.372	41-53	.774	9	59	68	8.5	16	0	21	22	5	11	195	24.4
34	Brad Davison	8-8	279	34.9	40-88	.455	22-51	.431	23-26	.885	4	27	31	3.9	13	0	18	8	0	4	125	15.6
05	Tyler Wahl	7-7	199	28.4	33-59	.559	3-11	.273	18-27	.667	11	38	49	7.0	21	1	20	7	6	9	87	12.4
22	Steven Crowl	8-8	189	23.6	24-45	.533	4-14	.286	6-7	.857	10	19	29	3.6	23	1	13	8	0	3	58	7.3
23	Chucky Hepburn	8-8	248	31.0	16-52	.308	7-27	.259	8-11	.727	1	15	16	2.0	17	0	13	8	2	7	47	5.9
33	Chris Vogt	8-0	122	15.3	14-27	.519	0-0	.000	4-7	.571	12	10	22	2.8	26	1	8	2	8	3	32	4.0
00	Jahcobi Neath	6-0	39	6.5	3-10	.300	2-6	.333	1-3	.333	1	5	6	1.0	2	0	2	1	0	0	9	1.5
20	Ben Carlson	8-1	64	8.0	3-14	.214	1-7	.143	3-5	.600	3	5	8	1.0	4	0	0	2	0	1	10	1.3
11	Lorne Bowman II	6-0	51	8.5	2-9	.222	1-5	.200	2-4	.500	0	2	2	0.3	9	0	6	2	0	1	7	1.2
02	Jordan Davis	8-0	44	5.5	3-9	.333	2-6	.333	0-1	.000	1	5	6	0.8	2	0	0	1	1	2	8	1.0
14	Carter Gilmore	7-0	64	9.1	3-14	.214	0-8	.000	0-0	.000	2	3	5	0.7	6	0	5	1	0	0	6	0.9
04	Carter Higginbottom	2-0	1	0.5	0-1	.000	0-0	.000	0-0	.000	0	0	0	0.0	0	0	0	0	0	0	0	0.0
10	Isaac Lindsey	1-0	1	1.0	0-0	.000	0-0	.000	0-0	.000	0	0	0	0.0	0	0	0	0	0	0	0	0.0
35	Markus Ilver	2-0	4	2.0	0-1	.000	0-1	.000	0-0	.000	0	0	0	0.0	1	0	0	1	0	0	0	0.0
Team											12	10	22					2				
Total.....		8	1600		210-482	.436	58-179	.324	106-144	.736	66	198	264	33.0	140	3	106	65	22	41	584	73.0
Opponents.....		8	1600		223-478	.467	49-140	.350	83-130	.638	76	223	299	37.4	148	4	117	87	29	28	578	72.2

TEAM STATISTICS	WIS	OPP	Date	Opponent	Score	Att.
SCORING	584	578	* 12/08/21	INDIANA	w 64-59	16013
Points per game	73.0	72.2	* 12/11/21	at Ohio St.	L 55-73	13856
Scoring margin	+0.8	-	* 01/03/22	at Purdue	w 74-69	14804
FIELD GOALS-ATT	210-482	223-478	* 01/06/22	IOWA	w 87-78	15212
Field goal pct	.436	.467	* 01/09/22	at Maryland	w 70-69	10864
3 POINT FG-ATT	58-179	49-140	* 01/13/22	OHIO ST.	w 78-68	15571
3-point FG pct	.324	.350	* 01/18/22	at Northwestern	w 82-76	5251
3-pt FG made per game	7.3	6.1	* 01/21/22	MICHIGAN ST.	L 74-86	17287
FREE THROWS-ATT	106-144	83-130	* = Conference game			
Free throw pct	.736	.638				
F-Throws made per game	13.3	10.4				
REBOUNDS	264	299				
Rebounds per game	33.0	37.4				
Rebounding margin	-4.4	-				
ASSISTS	106	117				
Assists per game	13.3	14.6				
TURNOVERS	65	87				
Turnovers per game	8.1	10.9				
Turnover margin	+2.8	-				
Assist/turnover ratio	1.6	1.3				
STEALS	41	28				
Steals per game	5.1	3.5				
BLOCKS	22	29				
Blocks per game	2.8	3.6				
ATTENDANCE	64083	44775				
Home games-Avg/Game	4-16021	4-11194				
Neutral site-Avg/Game	-	0-0				

Score by Periods	1st	2nd	Totals
Wisconsin	268	316	584
Opponents	262	316	578

HOME STATISTICS

Updated Through January 21, 2022

RECORD:	OVERALL	HOME	AWAY	NEUTRAL
ALL GAMES	8-2	8-2	0-0	0-0
CONFERENCE	3-1	3-1	0-0	0-0
NON-CONFERENCE	5-1	5-1	0-0	0-0

##	Player	gp-gs	min	avg	Total		3-Point		F-Throw		Rebounds				pf	dq	a	to	blk	stl	pts	avg
					fg-fga	fg%	3fg-fga	3fg%	ft-fa	ft%	off	def	tot	avg								
01	Johnny Davis	8-8	262	32.8	56-140	.400	10-32	.313	41-51	.804	12	44	56	7.0	14	0	25	15	5	6	163	20.4
34	Brad Davison	10-10	325	32.5	51-113	.451	28-70	.400	37-43	.860	7	35	42	4.2	23	1	19	11	0	10	167	16.7
05	Tyler Wahl	9-9	264	29.3	36-66	.545	2-12	.167	27-41	.659	16	41	57	6.3	17	0	19	10	9	8	101	11.2
22	Steven Crowl	10-10	233	23.3	43-83	.518	9-24	.375	14-19	.737	22	33	55	5.5	16	0	16	6	3	3	109	10.9
23	Chucky Hepburn	10-10	299	29.9	25-68	.368	10-33	.303	18-21	.857	2	16	18	1.8	22	0	22	14	2	15	78	7.8
11	Lorne Bowman II	8-0	98	12.3	10-26	.385	8-17	.471	3-7	.429	2	7	9	1.1	13	0	4	8	0	3	31	3.9
00	Jahcobi Neath	6-1	83	13.8	7-22	.318	3-8	.375	5-7	.714	5	9	14	2.3	7	0	4	2	1	3	22	3.7
33	Chris Vogt	10-0	138	13.8	13-28	.464	0-1	.000	7-10	.700	18	22	40	4.0	25	0	10	3	5	4	33	3.3
20	Ben Carlson	9-2	113	12.6	11-33	.333	1-10	.100	3-4	.750	10	15	25	2.8	3	0	1	3	1	1	26	2.9
02	Jordan Davis	10-0	47	4.7	5-11	.455	3-8	.375	0-0	.000	2	3	5	0.5	4	0	1	3	0	1	13	1.3
14	Carter Gilmore	10-0	94	9.4	5-19	.263	1-8	.125	1-3	.333	3	13	16	1.6	10	0	3	1	3	1	12	1.2
35	Markus Ilver	6-0	25	4.2	1-7	.143	0-4	.000	3-4	.750	1	3	4	0.7	6	0	0	2	0	0	5	0.8
10	Isaac Lindsey	4-0	10	2.5	1-4	.250	1-2	.500	0-0	.000	0	0	0	0.0	0	0	0	0	0	0	3	0.8
04	Carter Higginbottom	5-0	5	1.0	0-1	.000	0-0	.000	0-0	.000	0	0	0	0.0	2	0	0	2	0	0	0	0.0
13	Justin Taphorn	3-0	4	1.3	0-0	.000	0-0	.000	0-0	.000	0	0	0	0.0	0	0	0	0	0	0	0	0.0
Team											20	21	41					2				
Total.....		10	2000		264-621	.425	76-229	.332	159-210	.757	120	262	382	38.2	162	1	124	82	29	55	763	76.3
Opponents.....		10	2000		259-590	.439	60-191	.314	97-156	.622	92	260	352	35.2	205	9	109	115	44	37	675	67.5

TEAM STATISTICS

	WIS	OPP
SCORING	763	675
Points per game	76.3	67.5
Scoring margin	+8.8	-
FIELD GOALS-ATT	264-621	259-590
Field goal pct	.425	.439
3 POINT FG-ATT	76-229	60-191
3-point FG pct	.332	.314
3-pt FG made per game	7.6	6.0
FREE THROWS-ATT	159-210	97-156
Free throw pct	.757	.622
F-Throws made per game	15.9	9.7
REBOUNDS	382	352
Rebounds per game	38.2	35.2
Rebounding margin	+3.0	-
ASSISTS	124	109
Assists per game	12.4	10.9
TURNOVERS	82	115
Turnovers per game	8.2	11.5
Turnover margin	+3.3	-
Assist/turnover ratio	1.5	0.9
STEALS	55	37
Steals per game	5.5	3.7
BLOCKS	29	44
Blocks per game	2.9	4.4
ATTENDANCE	160353	0
Home games-Avg/Game	10-16035	0-0
Neutral site-Avg/Game	-	0-0

Date	Opponent		Score	Att.
11/09/21	ST. FRANCIS BROOKLYN	W	81-58	15735
11/12/21	GREEN BAY	W	72-34	16005
11/15/21	PROVIDENCE	L	58-63	15773
12/04/21	MARQUETTE	W	89-76	17287
* 12/08/21	INDIANA	W	64-59	16013
12/15/21	NICHOLLS ST.	W	71-68	15752
12/29/21	ILLINOIS ST.	W	89-85	15718
* 01/06/22	IOWA	W	87-78	15212
* 01/13/22	OHIO ST.	W	78-68	15571
* 01/21/22	MICHIGAN ST.	L	74-86	17287

* = Conference game

Score by Periods	1st	2nd	Totals
Wisconsin	348	415	763
Opponents	317	358	675

ROAD/NEUTRAL STATISTICS

Updated Through January 9, 2022

RECORD:	OVERALL	HOME	AWAY	NEUTRAL
ALL GAMES	7-1	0-0	4-1	3-0
CONFERENCE	3-1	0-0	3-1	0-0
NON-CONFERENCE	4-0	0-0	1-0	3-0

##	Player	gp-gs	min	avg	Total		3-Point		F-Throw		Rebounds				pf	dq	a	to	blk	stl	pts	avg
					fg-fga	fg%	3fg-fga	3fg%	ft-fa	ft%	off	def	tot	avg								
01	Johnny Davis	8-8	295	36.9	68-142	.479	17-41	.415	40-50	.800	10	52	62	7.8	12	0	18	22	6	17	193	24.1
34	Brad Davison	8-8	276	34.5	33-89	.371	19-57	.333	26-30	.867	2	28	30	3.8	17	0	18	6	0	2	111	13.9
05	Tyler Wahl	8-8	237	29.6	34-70	.486	1-10	.100	17-23	.739	7	33	40	5.0	23	1	12	8	9	8	86	10.8
23	Chucky Hepburn	8-8	257	32.1	17-49	.347	8-28	.286	8-12	.667	2	16	18	2.3	13	0	15	9	2	5	50	6.3
22	Steven Crowl	8-8	198	24.8	19-46	.413	4-18	.222	8-10	.800	10	21	31	3.9	28	1	6	12	2	2	50	6.3
33	Chris Vogt	8-0	101	12.6	8-18	.444	0-0	.000	3-6	.500	12	11	23	2.9	25	1	4	3	8	1	19	2.4
11	Lorne Bowman II	7-0	60	8.6	5-12	.417	2-5	.400	2-3	.667	0	4	4	0.6	7	0	5	3	0	2	14	2.0
02	Jordan Davis	6-0	38	6.3	3-5	.600	2-3	.667	0-1	.000	2	8	10	1.7	4	0	0	1	1	3	8	1.3
14	Carter Gilmore	7-0	72	10.3	2-7	.286	0-4	.000	3-4	.750	3	3	6	0.9	9	0	5	1	1	1	7	1.0
00	Jahcobi Neath	4-0	16	4.0	1-5	.200	0-2	.000	1-2	.500	0	2	2	0.5	1	0	1	0	0	0	3	0.8
20	Ben Carlson	8-0	47	5.9	2-8	.250	0-4	.000	1-3	.333	1	7	8	1.0	3	0	2	3	0	0	5	0.6
35	Markus Ilver	1-0	3	3.0	0-1	.000	0-1	.000	0-0	.000	0	0	0	0.0	0	0	0	0	0	0	0	0.0
Team											10	9	19					2				
Total.....		8	1600		192-452	.425	53-173	.306	109-144	.757	59	194	253	31.6	142	3	86	70	29	41	546	68.2
Opponents.....		8	1600		195-446	.437	57-156	.365	82-121	.678	72	219	291	36.4	145	1	100	100	24	38	529	66.1

TEAM STATISTICS

WIS OPP

SCORING	546	529
Points per game	68.2	66.1
Scoring margin	+2.1	-
FIELD GOALS-ATT	192-452	195-446
Field goal pct	.425	.437
3 POINT FG-ATT	53-173	57-156
3-point FG pct	.306	.365
3-pt FG made per game	6.6	7.1
FREE THROWS-ATT	109-144	82-121
Free throw pct	.757	.678
F-Throws made per game	13.6	10.3
REBOUNDS	253	291
Rebounds per game	31.6	36.4
Rebounding margin	-4.7	-
ASSISTS	86	100
Assists per game	10.8	12.5
TURNOVERS	70	100
Turnovers per game	8.8	12.5
Turnover margin	+3.8	-
Assist/turnover ratio	1.2	1.0
STEALS	41	38
Steals per game	5.1	4.8
BLOCKS	29	24
Blocks per game	3.6	3.0
ATTENDANCE	0	53978
Home games-Avg/Game	0-0	5-10215
Neutral site-Avg/Game	-	3-967

Date Opponent

Score

Att.

11/22/21	vs Texas A&M	w	69-58	0
11/23/21	vs Houston	w	65-63	0
11/24/21	vs Saint Mary's (CA)	w	61-55	2901
12/01/21	at Georgia Tech	w	70-66	6302
* 12/11/21	at Ohio St.	L	55-73	13856
* 01/03/22	at Purdue	w	74-69	14804
* 01/09/22	at Maryland	w	70-69	10864
* 01/18/22	at Northwestern	w	82-76	5251

* = Conference game

Score by Periods

1st 2nd Totals

Wisconsin	264	282	546
Opponents	235	294	529

GAME-BY-GAME STATISTICS

WISCONSIN

Opponent	Date	Score		Total		3-Pointers		Free throws		Rebounds											
				fg-fga	pct	3fg-fga	pct	ft-fga	pct	off	def	tot	avg	pf	a	t/o	blk	stl	pts	avg	
ST. FRANCIS BROOKLYN	11/09/21	81-58	W	29-66	.439	10-22	.455	13-18	.722	15	33	48	48.0	10	12	12	4	6	81	81.0	
GREEN BAY	11/12/21	72-34	W	24-64	.375	5-21	.238	19-21	.905	18	32	50	49.0	18	9	7	6	10	72	76.5	
PROVIDENCE	11/15/21	58-63	L	20-61	.328	5-27	.185	13-17	.765	11	24	35	44.3	19	5	7	4	4	58	70.3	
vs Texas A&M	11/22/21	69-58	W	23-58	.397	8-26	.308	15-17	.882	11	25	36	42.2	13	10	11	3	7	69	70.0	
vs Houston	11/23/21	65-63	W	23-49	.469	7-24	.292	12-15	.800	2	26	28	39.4	19	11	9	3	7	65	69.0	
vs Saint Mary's (CA)	11/24/21	61-55	W	21-56	.375	3-12	.250	16-18	.889	12	22	34	38.5	19	4	8	4	3	61	67.7	
at Georgia Tech	12/01/21	70-66	W	23-54	.426	9-24	.375	15-22	.682	8	20	28	37.0	18	13	8	5	4	70	68.0	
MARQUETTE	12/04/21	89-76	W	31-61	.508	10-24	.417	17-23	.739	7	28	35	36.8	15	14	11	3	5	89	70.6	
INDIANA	12/08/21	64-59	W	22-62	.355	5-23	.217	15-18	.833	11	30	41	37.2	15	12	4	6	4	64	69.9	
at Ohio St.	12/11/21	55-73	L	22-65	.338	6-26	.231	5-9	.556	5	23	28	36.3	19	7	8	5	7	55	68.4	
NICHOLLS ST.	12/15/21	71-68	W	24-55	.436	6-21	.286	17-27	.630	10	23	33	36.0	14	10	8	2	6	71	68.6	
ILLINOIS ST.	12/29/21	89-85	W	28-67	.418	8-22	.364	25-32	.781	19	25	44	36.7	19	16	6	2	3	89	70.3	
at Purdue	01/03/22	74-69	W	27-60	.450	6-24	.250	14-19	.737	9	25	34	36.5	22	13	7	2	5	74	70.6	
IOWA	01/06/22	87-78	W	33-66	.500	5-17	.294	16-23	.696	15	28	43	36.9	20	15	8	1	6	87	71.8	
at Maryland	01/09/22	70-69	W	25-56	.446	5-20	.250	15-18	.833	5	24	29	36.4	19	11	8	5	4	70	71.7	
OHIO ST.	01/13/22	78-68	W	27-58	.466	10-23	.435	14-20	.700	7	26	33	36.2	14	16	9	0	6	78	72.1	
at Northwestern	01/18/22	82-76	W	28-54	.519	9-17	.529	17-26	.654	7	29	36	36.2	13	17	11	2	4	82	72.6	
MICHIGAN ST.	01/21/22	74-86	L	26-61	.426	12-29	.414	10-11	.909	7	13	20	35.3	18	15	10	1	5	74	72.7	
Wisconsin		1309		456-1073	.425	129-402	.321	268-354	.757	179	456	635	35.3	304	210	152	58	96	1309	72.7	
Opponents		1204		454-1036	.438	117-347	.337	179-277	.646	164	479	643	35.7	350	209	215	68	75	1204	66.9	

Games played: 18
Points/game: 72.7
FG Pct: 42.5
3FG Pct: 32.1
FT Pct: 75.7

Rebounds/game: 35.3
Assists/game: 11.7
Turnovers/game: 8.4
Assist/turnover ratio: 1.4
Steals/game: 5.3
Blocks/game: 3.2

GAME-BY-GAME STATISTICS

OPPONENT

Opponent	Date	Score		Total		3-Pointers		Free throws		Rebounds											
				fg-fga	pct	3fg-fga	pct	ft-fa	pct	off	def	tot	avg	pf	a	t/o	blk	stl	pts	avg	
ST. FRANCIS BROOKLYN	11/09/21	81-58	W	25-63	.397	5-21	.238	3-4	.750	6	25	31	31.0	15	5	12	4	8	58	58.0	
GREEN BAY	11/12/21	72-34	W	12-51	.235	3-16	.188	7-15	.467	9	22	31	31.0	20	6	13	4	3	34	46.0	
PROVIDENCE	11/15/21	58-63	L	22-54	.407	8-22	.364	11-19	.579	12	32	44	35.3	18	11	15	6	3	63	51.7	
vs Texas A&M	11/22/21	69-58	W	19-49	.388	10-26	.385	10-14	.714	5	24	29	33.8	18	11	16	3	7	58	53.2	
vs Houston	11/23/21	65-63	W	23-54	.426	9-23	.391	8-15	.533	10	26	36	34.2	18	10	12	2	7	63	55.2	
vs Saint Mary's (CA)	11/24/21	61-55	W	21-50	.420	4-15	.267	9-12	.750	9	24	33	34.0	21	9	16	5	3	55	55.2	
at Georgia Tech	12/01/21	70-66	W	22-53	.415	6-16	.375	16-20	.800	10	26	36	34.3	20	7	10	3	5	66	56.7	
MARQUETTE	12/04/21	89-76	W	27-61	.443	9-26	.346	13-18	.722	7	25	32	34.0	20	13	13	3	4	76	59.1	
INDIANA	12/08/21	64-59	W	24-62	.387	5-13	.385	6-13	.462	14	30	44	35.1	19	14	9	4	2	59	59.1	
at Ohio St.	12/11/21	55-73	L	29-58	.500	6-19	.316	9-13	.692	8	41	49	36.5	14	15	14	4	4	73	60.5	
NICHOLLS ST.	12/15/21	71-68	W	30-62	.484	5-19	.263	3-8	.375	10	26	36	36.5	24	7	12	5	3	68	61.2	
ILLINOIS ST.	12/29/21	89-85	W	30-61	.492	9-23	.391	16-22	.727	10	26	36	36.4	28	13	9	4	4	85	63.2	
at Purdue	01/03/22	74-69	W	23-56	.411	8-20	.400	15-24	.625	13	27	40	36.7	17	19	12	0	2	69	63.6	
IOWA	01/06/22	87-78	W	30-61	.492	7-20	.350	11-19	.579	6	20	26	35.9	22	19	8	7	4	78	64.6	
at Maryland	01/09/22	70-69	W	25-55	.455	7-17	.412	12-15	.800	5	28	33	35.7	19	10	12	3	4	69	64.9	
OHIO ST.	01/13/22	78-68	W	30-60	.500	3-19	.158	5-10	.500	7	26	33	35.6	20	7	11	3	2	68	65.1	
at Northwestern	01/18/22	82-76	W	33-71	.465	7-20	.350	3-8	.375	12	23	35	35.5	18	19	8	4	6	76	65.8	
MICHIGAN ST.	01/21/22	74-86	L	29-55	.527	6-12	.500	22-28	.786	11	28	39	35.7	19	14	13	4	4	86	66.9	
Opponents		1204		454-1036	.438	117-347	.337	179-277	.646	164	479	643	35.7	350	209	215	68	75	1204	66.9	
Wisconsin		1309		456-1073	.425	129-402	.321	268-354	.757	179	456	635	35.3	304	210	152	58	96	1309	72.7	

Games played: 18

Points/game: 66.9

FG Pct: 43.8

3FG Pct: 33.7

FT Pct: 64.6

Rebounds/game: 35.7

Assists/game: 11.6

Turnovers/game: 11.9

Assist/turnover ratio: 1.0

Steals/game: 4.2

Blocks/game: 3.8

GAME 5: WISCONSIN 65, #12 HOUSTON 63

Nov. 23, 2021 • Las Vegas, Nev. • Michelob Ultra Arena



Official Basketball Box Score - Final
Wisconsin at Houston
11/23/21 Michelob Ultra Arena, Las Vegas
2021-22 Men's Basketball

Game Time: 2:00 PM
Game Duration: 1:56
Officials: Mike Reed, Don Daly, Al Dussau

Wisconsin - 65												
Record: 4-1												
NO. Name	Min	FG M-A	3P M-A	FT M-A	Rebounds OR DR TOT	Fouls PF FO	TP	AS	TO	ST	Blocks BS BA	+/-
5 Tyler Wahl	F 32:00	4-10	0-2	1-2	1 6 7	2 3	9	1	0	0	1 2	2
22 Steven Crowl	F 22:42	3-6	1-4	1-2	0 1 1	4 2	8	0	1	1	0 1	8
1 Johnny Davis	G 37:24	10-18	4-7	6-6	0 4 4	1 5	30	1	2	4	2 0	2
23 Chucky Hepburn	G 30:58	1-4	1-4	0 0	4 4	2 0	3	3	3	0	1 0	-1
34 Brad Davison	G 28:09	2-6	1-5	4-4	0 4 4	4 5	9	2	1	1	0 0	3
14 Carter Gilmore	09:00	0-1	0-1	0 0	0 0	1 0	0	1	0	1	0 0	0
11 Lorne Bowman II	12:44	1-1	0-0	0 0	0 0	1 1	2	0	1	0	0 0	3
33 Chris Vogt	10:10	0-0	0-0	0 0	2 2	3 1	0	1	0	0	0 0	-9
20 Ben Carlson	11:26	2-3	0-1	0 0	2 2	0 1	4	2	0	0	0 0	7
2 Jordan Davis	05:27	0-0	0-0	0 0	0 1	1 1	0	0	0	0	0 0	-2
Team					1 2 3	0	0	1				
Totals	23:49	7-24	12-15	2 26	28	19	18	65	11	9	7 3 2	2

Houston - 63												
Record: 4-1												
NO. Name	Min	FG M-A	3P M-A	FT M-A	Rebounds OR DR TOT	Fouls PF FO	TP	AS	TO	ST	Blocks BS BA	+/-
32 Reggie Chaney	F 19:47	3-3	0-0	1-4	0 5 5	3 3	7	0	0	0	0 0	-5
35 Fabian White Jr	F 25:33	2-4	0-1	0-0	1 3 4	2 1	4	1	0	1	0 0	12
0 Marcus Sasser	G 37:52	4-12	3-7	0-0	0 2 2	2 1	11	2	4	3	0 0	-1
4 Taze Moore	G 15:56	0-6	0-4	0-0	1 2 3	1 0	0	0	1	0	1 2	-2
11 Kyler Edwards	G 34:21	6-10	6-8	0-0	1 4 5	2 2	18	1	3	1	0 0	1
12 Tramon Mirk	13:43	3-6	0-0	2-2	0 2 2	2 1	8	1	0	0	0 0	-1
13 J'wan Roberts	19:14	1-5	0-2	3-4	3 3 6	0 3	5	0	2	1	1 0	-12
1 Jamal Sheard	21:00	3-7	0-1	2-4	1 1 2	3 6	8	5	2	1	0 1	2
25 Josh Carlton	12:34	1-1	0-0	0-1	0 3 3	3 2	2	0	0	0	0 0	-4
Team					3 1 4	0	0	0				
Totals	23:54	9-23	8-15	10 26	36	18	63	10	12	7 2 3	2	2

Technical Fouls: NONE

Houston - 63										Record: 4-1									
NO. NAME	Min	FG	3P	FT	Rebounds	Fouls	TP	AS	TO	Blocks	+/-	Shooting By Period							
		MA	MA	MA	OR	DR	TS		ST	BS		1st FG%	2nd FG%	3rd FG%	FT%				
32 Reggie Chaney	F 19-47	3-3	0-0	1-4	0	5	5	3	7	0	0	0	0	0	-5	3PT% 2-10 25.0%			
30 Fabian White Jr	F 25-33	2-4	0-1	0-0	1	3	4	2	1	4	1	0	1	0	0	12			
0 Marcus Sasser	G 37-52	4-12	3-7	0-0	2	2	2	1	11	2	4	3	0	0	-1	2nd FG% 16-27 59.3%			
4 Taze Moore	G 15-56	0-6	0-4	0-0	1	2	3	1	0	0	1	0	1	2	-2	3PT% 7-13 53.8%			
11 Tyler Edwards	G 34-21	6-10	6-8	0-0	1	4	5	2	2	18	1	3	1	0	-1	FT% 4-10 40%			
12 Tramon Mark	13-43	3-8	0-0	2-2	0	2	2	1	8	1	0	0	0	0	-1	GM FG% 23-54 42.6%			
13 JJVan Roberts	19-14	1-5	0-2	3-4	3	6	0	3	5	2	1	0	0	0	-12	3PT% 9-23 39.1%			
1 Jamal Sheed	21-00	3-7	0-1	2-4	1	2	3	6	8	5	2	1	0	1	-2	FT% 6-15 53.3%			
25 Josh Carlton	12-34	1-1	0-0	0-1	0	1	3	2	0	0	0	0	0	0	-4	Dead Ball Rebounds: 2.0			
Team					3	1	4	0	0										
Totals	23-54	9-23	8-15	10	26	36	18	19	63	10	12	7	2	3	-2				

	WIS		HOU		Points from		WIS		HOU		Period by Period Scoring				
Biggest lead	20 (1 st 2:13)		0 (1 st 20:00)		Turnovers	11	8			1st			2nd	TOT	
Best Scoring Run	13 (1 st 15:40)		10 (2 nd 16:05)		Paint	26	26			WIS			40	25	65
Lead Changes	0				Second Chance	2	6			HOU			20	43	63
Times Tied	0				Fast Breaks	5	7								
Time with Lead	38:36		00:00		Bench	6	23								

GAME 6: WISCONSIN 61, SAINT MARY'S 55

Nov. 24, 2021 • Maui Invitational • Michelob Ultra Arena



Official Basketball Box Score - Final
Wisconsin at Saint Mary's (CA)
11/24/21 Michelob Ultra Arena, Las Vegas
2021-22 Men's Basketball

Game Time: 2:00 PM
Game Duration: 1:53
Attendance: 2,301
Officials: Jeff Anderson, Randy McCal, Pat Orsico

Wisconsin - 61												
Record: 5-1												
NO. Name	Min	FG M-A	3P M-A	FT M-A	Rebounds OR DR TOT	Fouls PF FO	TP	AS	TO	ST	Blocks BS BA	+/-
5 Tyler Wahl	F 36:02	6-9	0-0	6-6	1 4 5	4 5	18	0	1	1	4 0	2
22 Steven Crowl	F 27:09	2-7	0-1	0-0	3 4 7	3 1	4	1	1	0	0 0	16
23 Chucky Hepburn	G 32:24	7-17	1-1	5-5	2 5 7	1 6	20	1	3	1	0 1	1
34 Brad Davison	G 35:22	1-10	1-7	1-2	2 3 5	4 1	0	1	0	0	2 5	5
33 Chris Vogt	05:51	0-1	0-0	0-0	2 0 2	2 0	0	0	1	0	0 0	-2
11 Lorne Bowman II	11:03	2-5	1-2	0-0	0 0 0	1 0	5	0	1	0	0 0	11
14 Carter Gilmore	11:20	1-1	0-0	2-2	1 0 1	2 1	4	0	0	0	0 0	5
20 Ben Carlson	09:51	0-1	0-0	0-1	1 3 4	1 1	0	0	1	0	0 0	-4
Team					1 1 2	0	0	0				
Totals	21:56	31-62	16-18	12 22	34	19	21	61	4	8	3 4 5	6

Technical Fouls: NONE

Saint Mary's (CA) - 55												
Record: 6-1												
NO. Name	Min	FG M-A	3P M-A	FT M-A	Rebounds OR DR TOT	Fouls PF FO	TP	AS	TO	ST	Blocks BS BA	+/-
11 Matthias Tass	F 25:11	3-10	0-0	2-2	2 5 7	2 6	8	1	1	1	0 1	5
14 Kyle Bowen	F 25:02	1-5	1-5	0-0	1 4 5	4 1	3	0	1	0	1 0	-3
0 Logan Johnson	G 34:36	6-12	0-1	0-0	2 3 5	4 1	12	1	3	1	0 1	-9
12 Tommy Kuhse	G 29:54	3-5	0-1	2-4	1 4 5	4 3	8	3	5	1	0 0	1
44 Alex Ducas	G 38:03	4-9	2-5	3-4	1 2 3	2 2	13	1	0	0	0 1	-5
10 Mitchell Saxen	03:17	0-1	0-0	0-0	0 0 0	1 0	0	1	0	0	2 0	-3
42 Dan Fotu	26:30	4-5	1-1	2-2	0 3 3	3 3	11	0	4	0	1 1	-11
3 Augustus Marciulonis	15:02	0-2	0-1	0-0	0 0 0	1 3	0	2	1	0	1 0	-3
5 Jabe Mullins	02:25	0-1	0-0	0-0	0 1 1	0 0	0	0	0	0	0 0	-2
Team					2 2 4	0	0	1				
Totals	21:50	41-85	9-12	9 24	33	21	55	9	16	3 5 4	-6	6

Technical Fouls: NONE

PERIOD BY PERIOD SCORING																		
	WIS		STM		Points from Turnovers		WIS		STM		Period by Period Scoring							
Biggest lead	6 (2 nd 0:27)		10 (2 nd 15:58)		Turnovers	13	7	Paint	26	34	WIS	1st	2nd	TOT	STM	31	24	55
Best Scoring Run	7 (2 nd 4:27)		8 (2 nd 15:58)		Second Chance	9	10	Fast Breaks	0	2		31	24	55				
Lead Changes	3				Fast Breaks	0	2	Bench	9	11								
Times Tied	6																	
Time with Lead	05:30		29:59															

NOTES: Wisconsin claimed its first-ever Maui Invitational championship...UW became the 6th Big Ten school to win the Maui Invite and first since Illinois in 2012... UW erased a 10-point second half deficit (37-27, 15:58 2H), its largest second-half comeback since beating NC State in 2018 after trailing by 12 with 19:01 left... tournament MVP **Johnny Davis** scored 71 points in 3 tourney games (23.7 ppg), breaking Wisconsin's Maui tournament record of 48 set by Trevon Hughes (2009) and Ethan Happ (2016)...**Tyler Wahl** joined Davis on the all-tournament team.

GAME 7: #23 WISCONSIN 70, GEORGIA TECH 66

Dec. 1, 2021 • Atlanta • McCamish Pavilion



Official Basketball Box Score - Final
Wisconsin at Georgia Tech
12/01/21 McCamish Pavilion, Atlanta
2021-22 Men's Basketball

Game Time: 9:15 PM
Game Duration: 2:04
Attendance: 6,302
Officials: Ron Groover, Lee Cassell, Pat Orsico

Wisconsin - 70												
Record: 6-1												
NO. Name	Min	FG M-A	3P M-A	FT M-A	Rebounds OR DR TOT	Fouls PF FO	TP	AS	TO	ST	Blocks BS BA	+/-
5 Tyler Wahl	F 33:08	4-8	0-0	1-3	0 3 3	2 2	9	1	0	1	2 1	2
22 Steven Crowl	F 27:37	2-7	0-3	1-2	1 3 4	4 3	5	0	1	1	0 0	-11
1 Johnny Davis	G 36:57	4-9	2-4	5-8	2 4 6	2 5	15	5	4	1	1 0	-2
23 Chucky Hepburn	G 32:14	1-6	1-5	4-4	0 1 1	2 3	7	3	2	1	1 1	5
34 Brad Davison	G 36:57	9-16	5-9	4-5	0 1 1	2 5	27	3	1	0	0 1	10
33 Chris Vogt	12:05	0-2	0-0	0 0	3 4 7	4 1	0	1	0	0	0 0	15
11 Lorne Bowman II	07:46	2-3	1-2	0-0	0 2 2	1 0	5	0	0	0	0 0	-1
14 Carter Gilmore	05:47	0-0	0-0	0 0	1 1 1	1 0	0	0	0	0	0 0	8
0 Jahcobi Neath	06:06	1-3	0-1	0-0	0 0 0	0 1	2	0	0	0	0 0	0
20 Ben Carlson	01:23	0-0	0-0	0-0	0 0 0	0 0	0	0	0	0	0 0	-6
Team					2 1 3	0	0	0				
Totals	23:54	9-24	15-22	8 20	28	18	20	70	13	8	4 5 3	4

Technical Fouls: NONE

Georgia Tech - 66												
Record: 5-2												
NO. Name	Min	FG M-A	3P M-A	FT M-A	Rebounds OR DR TOT	Fouls PF FO	TP	AS	TO	ST	Blocks BS BA	+/-
4 Jordan Usher	F 28:57	2-7	1-4	0-0	0 2 2	4 1	5	0	2	0	0 1	-5
12 Khalid Moore	F 22:24	3-3	0-0	2-2	2 2 4	1 8	0	0	0	0	0 0	-15
24 Rodney Howard	C 36:22	2-7	0-0	5-8	3 2 5	3 5	9	1	2	0	2 1	-1
0 Michael Devoe	G 40:00	11-20	5-10	6-7	0 6 6	3 7	33	1	0	0	0 1	-4
1 Kyle Sturdivant	G 16:03	0-3	0-1	0-0	1 1 1	1 1	0	4	3	1	0 0	-1
2 Saba Gigberia	03:38	0-0	0-0	0-0	0 0 0	0 0	0	1	0	0	0 0	-3
5 Deivon Smith	26:18	4-10	0-0	1-1	3 8 11	3 2	9	0	1	1	0 1	-6
10 Dallen "Deebo" Coleman	21:47	0-2	0-0	2-2	3 5 1	1 1	2	1	0	3	1 0	7
13 Miles Kelly	04:31	0-1	0-1	0-0	0 2 2	1 0	0	0	0	0	0 0	0
Team					1 2	0	0	1				
Totals	22:53	6-16	16-20	10 26	36	20	66	7	10	5 3 5	4	4

Technical Fouls: NONE

	Wisc	GA Tech	Period by Period Scoring					
Biggest lead	10 (2 nd 11:40)	6 (1 st 16:12)	Points from Turnovers	Wisc	GA Tech	1st	2nd	TOT
Best Scoring Run	7 (2 nd 11:40)	7 (1 st 16:12)	Paint	24	24	Wisc	32	38
Lead Changes	8	8	Second Chance	11	10		70	
Times Tied	7	7	Fast Breaks	5	10	GA Tech	31	35
Time with Lead	23:43	11:17	Bench	7	11		66	

NOT

GAME 9: #22 WISCONSIN 64, INDIANA 59

Dec. 8, 2021 • Madison, Wis. • Kohl Center



Official Basketball Box Score - Final
Indiana at Wisconsin
12/08/21 Kohl Center, Madison
2021-22 Men's Basketball

Game Time: 6:00 PM
Game Duration: 2:03
Attendance: 16,013

Officials: D.J. Garstensen, Courtney Green, Rob Kunneman

Indiana - 59

Record: 7-2 (1-1)

NO. Name	Min	FG	3P	FT	Rebounds	Fouls	TP	AS	TO	ST	Blocks	BS	BA	+/
12 Miller Kopp	F 28:37	3-6	1-1	0-0	0 1 1	2 0	7	0	1	0	0	1	0	
23 Trayce Jackson-Davis	F 30:39	4-10	0-0	1-2	3 3 6	1 3	9	1	0	0	1	1	-11	
25 Race Thompson	F 29:45	6-11	0-1	0-0	4 5 9	3 1	12	1	0	1	0	1	-13	
0 Xavier Johnson	G 27:11	4-16	0-1	2-6	1 6 7	4 6	10	7	3	0	0	2	-1	
45 Parker Stewart	G 26:03	3-7	3-5	0-0	1 3 4	4 0	9	1	0	1	0	1	-11	
22 Jordan Geronimo	10:02	0-2	0-1	3-4	2 3 5	1 2	3	1	1	0	2	0	9	
53 Tamar Bates	16:53	1-3	1-2	0-0	0 2 2	1 0	3	1	1	2	0	0	9	
2 Michael Durr	09:21	2-3	0-0	0-0	0 1 1	0 0	4	0	1	0	0	0	0	
1 Rob Phinisee	12:49	1-4	0-2	0-1	1 3 4	1 3	2	2	1	0	0	0	-4	
3 Anthony Leal	08:40	0-0	0-0	0-0	0 0 0	2 0	0	0	0	0	1	0	-9	
Team					2 3 5		0	0	0					
Totals		24-62	5-13	6-13	14 30 44	19 15	59	14	9	2	4	6	-5	

Technical Fouls: NONE

Shooting By Period	1st FG%	2nd FG%	3rd FG%	4th FG%	5th FG%
1st FG%	17-31 54.8%				
2nd FG%	7-31 22.6%				
3rd FG%	0-5 0.0%				
4th FG%	3-9 33.3%				
5th FG%	24-62 38.7%				
6th FG%	5-13 38.5%				
7th FG%	6-13 46.2%				
Dead Ball Rebounds:	1 0				

Wisconsin - 64

Record: 8-1 (1-0)

NO. Name	Min	FG	3P	FT	Rebounds	Fouls	TP	AS	TO	ST	Blocks	BS	BA	+/
5 Tyler Wahl	F 27:27	2-7	0-1	3-4	3 9 12	2 2	7	3	0	1	3	1	12	
22 Steven Crowl	F 19:04	2-6	1-2	0-0	0 0 0	4 0	5	3	0	1	0	1	-8	
1 Johnny Davis	G 36:45	8-17	1-3	6-7	1 8 9	1 8	23	1	3	0	1	0	4	
23 Chucky Hepburn	G 25:33	0-4	0-3	4-4	0 2 2	4 2	4	1	0	0	2	0	6	
34 Brad Davison	G 33:55	3-12	2-7	0-0	0 4 4	1 2	8	3	1	1	0	2	7	
14 Carter Gilmore	04:01	1-2	0-1	0-0	0 0 0	0 0	2	0	0	0	0	0	-6	
33 Chris Vogt	20:56	4-6	0-0	1-1	4 2 6	2 2	9	1	0	1	0	0	13	
2 Jordan Davis	12:17	1-4	1-4	0-0	0 1 1	0 1	3	0	0	0	0	0	-4	
20 Ben Carlson	20:02	1-4	0-2	1-2	2 2 4	1 2	3	0	0	0	0	0	1	
Team					1 2 3		0	0						
Totals		22-62	5-23	15-18	11 30 41	15 19	64	12	4	4	6	4	5	

Technical Fouls: NONE

	IU	UW
Biggest lead	22 (1 st 1:17)	5 (1 st 17:38)
Best Scoring Run	12 (1 st 8:44)	11 (2 nd 0:13)
Lead Changes	2	
Times Tied	2	
Time with Lead	34:26	03:01

Points from	Turnovers	1st	2nd	TOT
Turnovers	7	15		
Paint	30	22		
Second Chance	16	11		
Fast Breaks	14	6		
Bench	12	17		
Period by Period Scoring				
1st	42	17	59	
2nd	25	39	64	

NOTES: Wisconsin overcame a 22-pt deficit, trailing 42-20 in the 1H, matching the largest comeback in program history...the Badgers limited Indiana to just 17 2H points. IU shot just 22.6% FG in the 2H (0-5 3FG)...UW allowed 3pts the final 8:59 of the game, including 0 points the final 3:00...**Johnny Davis** led UW with 23 pts, his 5th game with at 20+ pts this season...Davis also grabbed 9 reb, matching his career high....**Tyler Wahl** grabbed a season-high 12 reb, plus 7 pts, 3 ast, 3 blk and 1 stl...**Chris Vogt** posted season highs with 9 pts and 6 reb...**Brad Davison** finished with 8 pts, 4 reb and 3 ast.

GAME 10: #21 OHIO STATE 73, #22 WISCONSIN 55

Dec. 8, 2021 • Madison, Wis. • Kohl Center



Official Basketball Box Score - Final
Wisconsin at Ohio State
12/11/21 Value City Arena, Columbus, Ohio
Ohio State vs. Wisconsin

Game Time: 12:00 PM
Game Duration: 1:52
Attendance: 13,866

Officials: Rob Riley, Donnie Epley, Bill Ek

Wisconsin - 55

Record: 8-2 (1-1)

NO. Name	Min	FG	3P	FT	Rebounds	Fouls	TP	AS	TO	ST	Blocks	BS	BA	+/
5 Tyler Wahl	F 23:04	1-7	0-3	1-1	0 1 1	3 2	3	2	2	1	1	0	-4	
22 Steven Crowl	F 22:38	0-3	0-2	0-0	1 1 2	3 0	0	0	0	3	0	0	-15	
1 Johnny Davis	G 36:12	11-22	2-7	0-0	1 6 7	4 3	24	3	1	3	0	1	-19	
23 Chucky Hepburn	G 32:55	2-8	1-5	0-0	0 3 3	1 0	5	1	1	1	0	1	-13	
34 Brad Davison	G 27:40	4-12	3-6	2-2	0 5 5	3 2	13	0	1	0	0	1	-13	
20 Ben Carlson	13:36	0-3	0-2	1-2	0 2 2	1 2	1	0	0	0	0	0	-17	
33 Chris Vogt	17:22	3-6	0-0	1-3	0 2 2	4 3	7	0	0	0	1	3	-3	
2 Jordan Davis	15:46	1-2	0-0	0-1	1 1 2	0 1	2	0	0	1	1	1	-7	
0 Jahcobi Neath	05:54	0-1	0-0	0-0	0 1 1	0 1	0	1	0	0	0	0	-2	
35 Markus Iler	02:53	0-1	0-1	0-0	0 0 0	0 0	0	0	0	0	0	0	3	
Team					2 1 3		0	0						
Totals		22-65	6-26	5-9	5 23 28	19 14	55	7	8	7	5	4	-18	

Technical Fouls: NONE

Shooting By Period	1st FG%	2nd FG%	3rd FG%	4th FG%	5th FG%
1st FG%	12-31 38.7%				
2nd FG%	4-13 30.8%				
3rd FG%	1-2 50%				
4th FG%	10-34 29.4%				
5th FG%	2-13 15.4%				
6th FG%	4-7 57.1%				
7th FG%	22-65 33.8%				
8th FG%	6-26 23.1%				
9th FG%	5-9 55.6%				
Dead Ball Rebounds:	1 0				

Ohio State - 73

Record: 8-2 (2-0)

NO. Name	Min	FG	3P	FT	Rebounds	Fouls	TP	AS	TO	ST	Blocks	BS	BA	+/
10 Justin Ahrens	F 26:40	1-4	1-4	2-2	0 4 4	2 1	5	1	0	0	0	0	13	
23 Zed Key	F 22:45	5-7	0-0	1-3	1 8 9	1 5	11	2	0	0	1	1	14	
32 E.J. Liddell	F 30:56	11-16	1-3	5-7	4 5 9	1 7	28	4	2	1	2	1	20	
22 Malik Branham	G 13:54	0-2	0-0	0-0	2 2 2	1 0	0	0	4	0	0	0	6	
55 Jamarl Wheeler	G 30:08	4-9	1-4	0-0	0 5 5	1 2	9	5	2	1	0	1	11	
0 Meechie Johnson Jr.	19:01	3-8	2-3	0-0	0 2 2	0 0	8	2	1	1	1	1	5	
25 Kyle Young	23:18	2-6	0-2	1-1	1 13 14	1 3	5	0	1	1	0	0	9	
50 Joey Brunk	02:21	0-0	0-0	0-0	0 0 0	0 0	0	0	0	0	0	0	-3	
2 Cedric Russell	18:52	3-6	1-3	0-0	0 1 1	2 0	7	1	4	0	0	1	23	
3 Eugene Brown III	10:45	0-0	0-0	0-0	1 0 1	4 1	0	0	0	0	0	0	1	
1 Jimmy Sotos	00:40	0-0	0-0	0-0	0 0 0	0 0	0	0	0	0	0	0	-4	
42 Harrison Hooklin	00:40	0-0	0-0	0-0	0 0 0	1 0	0	0	0	0	0	0	-4	
Team					1 1 2		0	0						
Totals		29-58	6-19	9-13	8 41 49	14 19	73	15	14	4	4	5	18	

Technical Fouls: NONE

	WIS	OSU	
Biggest lead	8 (1 st 11:47)	23 (2 nd 0:40)	
Best Scoring Run	8 (1 st 15:32)	12 (1 st 6:37)	
Lead Changes	2		
Times Tied	2		
Time with Lead	07:06	30:19	
Points from	WIS	OSU	
Turnovers	11	9	
Paint	24	32	
Second Chance	2	11	
Fast Breaks	8	14	
Bench	10	20	
Period by Period Scoring			
	1st	2nd	TOT
WIS	29	26	55
OSU	34	39	73

GAME 11: WISCONSIN 71, NICHOLLS 68

Dec. 15, 2021 • Madison, Wis. • Kohl Center



Official Basketball Box Score - Final
Nicholls St. at Wisconsin
12/15/21 Kohl Center, Madison, WI
2021-22 Men's Basketball

Game Time: 7:01 PM
Game Duration: 2:06
Attendance: 15,752

Officials: Steve Munkins, Donnie Epley, Brooks Wells

Nicholls St. - 68

Record: 7-4

NO. Name	Min	FG	3P	FT	Rebounds	Fouls	TP	AS	TO	ST	Blocks	BS	BA	+/
1 Emmanuel Little	F 23:29	1-3	0-1	0-0	1 2 3	4 2	2	0	1	0	2	0	-4	
35 Ryghie Lyons	C 19:40	2-7	0-1	0-0	1 1 2	5 0	4	2	1	0	3	1	2	
0 Ty Gordon	G 29:42	10-25	4-11	2-2	0 2 2	4 2	26	2	1	0	0	1	-5	
5 Pierce Spencer	G 33:55	1-3	1-2	0-0	2 5 7	3 0	3	0	1	0	0	0	0	
14 Devante Carter	G 32:30	7-12	0-2	1-4	0 4 4	3 6	15	2	1	1	0	0	2	
13 Mekhi Collins	07:54	1-1	0-0	0-0	0 0 0	3 2	0	0	0	0	0	0	1	
22 Manny Little	28:29	3-4	0-1	0-2	5 10 15	2 3	6	1	5	1	0	0	-2	
11 Latrell Jones	12:24	2-2	0-0	0-0	1 1 2	0 0	4	0	1	1	0	0	-5	
4 Caleb Huffman	11:57	3-5	0-1	0-0	1 1 1	0 1	6	0	1	0	0	0	-4	
Team					0 0 0		0	0						
Totals		30-62	5-19	3-8	10 26 36	24 14	68	7	12	3	5	2	-3	

Technical Fouls: NONE

Shooting By Period	1st FG%	2nd FG%	3rd FG%	4th FG%	5th FG%
1st FG%	17-30 56.7%				
2nd FG%	1-2 50%				
3rd FG%	13-32 40.6%				
4th FG%	3-11 27.3%				
5th FG%	2-6 33.3%				
6th FG%	30-62 48.4%				
7th FG%	5-19 26.3%				
8th FG%	3-8 37.5%				
Dead Ball Rebounds:	4 2				

Wisconsin - 71

Record: 9-2

Team 2023-24													
NO. Name	Min	FG	3P	FT	Rebounds	Fouls	TP	AS	TO	ST	Blocks	BS	BA
5 Tyler Wahl	F 31:25	4-8	0-2	4-6	0 4 4	2 4	12	2	3	1	0	0	-4
22 Steven Crowl	F 14:15	2-6	0-2	1-2	1 3 4	0	2	5	1	1	0	2	-8
0 Jacobson Neel	G 26:44	3-8	1-3	1-1	2 5 7	3	1	9	2	0	1	1	5
23 Chucky Hepburn	G 24:37	3-8	0-0	0-0	1 3 4	0	1	1	1	0	0	0	5
3 Brad Davidson	G 35:09	5-12	4-9	5-6	0 1 1	5 4	19	2	1	1	0	0	5
11 Lorne Bowman II	13:37	1-2	1-2	1-3	0 3 3	0	2	4	0	0	0	0	8
20 Ben Carlson	09:30	2-5	0-1	0-0	2 2 4	0	1	4	0	0	0	1	11
33 Chris Vogt	25:25	4-7	0-0	1-3	4 3 7	2 5	9	1	0	1	0	1	13
2 Jordan Davis	07:19	0-1	0-1	0-0	1 1 2	0	0	1	0	0	0	0	-2
14 Carter Gilmore	04:19	0-0	0-0	0-1	0 0 0	0	1	1	0	0	0	0	-6
Team					0 2 3	1	0	0	0	0	0	0	0
Totals		24-55	6-21	17-27	10 21 33	14 24	71	10	8	6	2	5	3

GAME 13: #23 WISCONSIN 74, #3 PURDUE 69

Jan. 3, 2022 • West Lafayette, Ind. • Mackey Arena



Official Basketball Box Score - Final
Wisconsin at Purdue
 01/03/22 Mackey Arena, West Lafayette
 2021-22 Men's Basketball

Game Time: 7:00 PM
 Game Duration: 2:26
 Attendance: 14,804

Officials: Larry Scroto, Don Daily, Donnie Epley

Wisconsin - 74													Record: 11-2 (2-1)												
NO. Name	Min	FG	3P	FT	Rebounds	Fouls	TP	AS	TO	ST	Blocks	+/-	Shooting By Period												
5 Tyler Wahl	F 21:12	3-4	0-1	0-0	1 3 4	5 0	6	1	1	1	0 0 0	3	1 st FG%	13-30	43.3%										
22 Steven Crowl	F 23:11	2-6	0-3	0-0	1 1 2	5 2	4	1	0	0	0 0 0	-7	3PT%	1-12	8.3%										
1 Johnny Davis	G 37:52	13-24	2-5	9-12	1 13 14	2 8	37	3	3	2	2 0 0	5	FT%	24	50%										
23 Chucky Hepburn	G 32:50	2-7	1-4	0-0	0 1 1	1 0 5	3	3	1	0	0 0 0	3	2 nd FG%	14-30	46.7%										
34 Brad Davison	G 38:09	5-11	3-6	2-2	0 3 3	1 3 15	3	0	0	0	0 0 2	2	3PT%	5-12	41.7%										
2 Jordan Davis	04:44	0-1	0-1	0-0	0 2 2	1 0 0	0	0	0	1	0 0 2	2	FT%	12-15	80.0%										
33 Chris Vogt	12:57	2-3	0-0	2-3	0 3 3	5 3 6	0	1	0	0	0 0 15		GM FG%	27-60	45.0%										
14 Carter Gilmore	18:48	0-3	0-3	0-0	2 0 2	1 0 0	0	1	1	0 0 0	2		3PT%	4-24	25.0%										
0 Jahcobi Neath	02:08	0-1	0-1	1-2	0 1 1	1 1 1	0	0	0	0 0 0	0		FT%	14-19	73.7%										
11 Lorne Bowman II	05:03	0-0	0-0	0-0	0 0 0	0 0 0	0	1	0	0 0 0	0 5		Dead Ball Rebounds: 21												
20 Ben Carlson	03:06	0-0	0-0	0-0	0 0 0	0 0 0	0	0	0	0 0 0	0 -5														
Team					1 1 2				0 0																
Totals		27-60	6-24	14-19	9 25 34	22 17	74	13	7	5	2 0 5		Technical Fouls: NONE												

Technical Fouls: NONE

Purdue - 69													Record: 12-2 (1-2)												
NO. Name	Min	FG M-A	3P M-A	FT M-A	Rebounds OR DR TOT	Fouls PF FD	TP	AS	TO	ST	Blocks BS BA	+/-													
0 Mason Gillis	F 22:53	3-4	3-4	0-0	1 3 4	1 1 9	0	2	0	0	0	-1													
50 Trevion Williams	F 19:50	3-8	1-1	2-4	3 2 5	3 3 9	2	0	0	0	0	-2													
11 Isaiah Thompson	G 20:29	0-2	0-2	0-0	1 2 3	1 0 0	2	1	0	0	0	-14													
23 Jaden Ivy	G 27:34	3-9	2-5	6-8	0 3 3	3 4 14	3	2	0	0	0	2													
55 Sasha Stefanovic	G 37:14	2-8	1-5	3-4	0 2 2	2 3 8	3	1	0	0	0	1													
2 Eric Hunter Jr.	19:31	1-4	0-1	0-0	0 1 1	0 1 2	2	2	0	0	0	-19													
15 Zach Edey	20:11	10-17	0-0	4-8	5 5 10	3 8 24	2	4	0	0	0	-1													
3 Caleb Furst	06:18	0-0	0-0	0-0	0 0 0	0 0 0	0	0	0	0	0	-6													
25 Ethan Morton	19:57	1-2	1-1	0-0	0 6 6	4 1 3	4	0	2	0	0	-11													
5 Brandon Newman	06:03	0-2	0-1	0-0	0 0 0	0 1 0	1	0	0	0	0	-2													
Team					3 3 6				0 0																
Totals		23-56	8-20	15-24	13 27 40	17 22 69	19	12	2 0 2	-5															

Shooting By Period			
1 st FG	6-22	7.22	31.8%
3 rd FG	4-11	36.4%	
FT	6-10	60%	
2 nd FG	16-34	47.1%	
3 rd FT	4-9	44.4%	
FT	9-14	64.3%	
GM FG	23-56	41.1%	
3 rd FG	8-20	40.0%	
FT	15-25	60.0%	
Dead Ball Rebounds: 3, 0			

Technical Fouls: NONE

WIS		PUR		Points from		WIS		PUR		Period by Period Scoring			
Biggest lead	7 (1 st 2:07)	7 (2 nd 11:12)		Turnovers	12	10		1st	2nd	TOT			
Best Scoring Run	7 (1 st 11:00)	8 (2 nd 13:53)		Point	28	28		WIS	29	45	74		
Lead Changes	17			Second Chance	12	12		PUR	24	45	69		
Times Tied	6			Fast Breaks	6	6							
Time with Lead	20:49	15:19		Bench	7	29							

NOTES: Wisconsin won at Mackey Arena for the 1st time since 2014 and just the 5th time in school history...the win marked UW's first-ever over a ranked Purdue team at Mackey Arena...UW tallied its 9th win over a top-10 foe under Greg Gard (including 4 such road wins)...**Johnny Davis** scored a career-high 37 points, the most by a Badger since Frank Kaminsky's school record 43 points on 11/19/13... it was the 3rd-highest road total by a Badger in school history, trailing Michael Finley (42pts, 1994) and Jordan Taylor (39, 2011)...per STATS, Davis is the first player to lead his team in pts, reb, ast, blk & stl in a road win over an AP top 5 team since Wake Forest's Tim Duncan did so in a win at No. 5 Maryland on Feb. 1, 1997.

GAME 15: #23 WISCONSIN 70, MARYLAND 69

Jan. 9, 2022 • College Park, Md. • XFINITY Center



Official Basketball Box Score - Final
Wisconsin at Maryland
 01/09/22 XFINITY Center, College Park
 2021-22 Men's Basketball

Game Time: 7:30 PM
 Game Duration: 2:09
 Attendance: 10,864

Officials: Rob Riley, Terry Oglesby, Steve McJunkins

Wisconsin - 70				Record: 13-2 (4-1)													
NO. Name	Min	FG	3P	FT	Rebounds	Fouls	TP	AS	TO	ST	Blocks	BS	BA	+/-	Shooting By Period		
5 Tyler Wahl	F 29:33	6-12	0-1	5-5	1 4 5	4 3 21	2	0	0	0	1	0	0	17	1st FG	13-26	50.0%
22 Steven Crowl	F 22:20	3-4	1-1	2-2	2 6 8	3 3 9	0	0	0	0	0	0	0	10	3PT%	4-11	36.4%
1 Johnny Davis	G 37:10	7-19	1-7	4-5	0 7 7	1 7 19	1	3	1	1	0	0	0	-5	FT%	3-4	75%
23 Chucky Hepburn	G 32:13	1-5	1-3	0-0	0 3 3	0 3 3	2	1	1	0	1	0	0	-9	2nd FG	12-30	40.0%
34 Brad Davison	G 38:09	3-10	1-7	4-6	1 2 3	1 5 11	2	1	1	0	1	0	1	-4	3PT%	1-9	11.1%
33 Chris Vogt	17:12	1-2	0-0	0-0	0 1 1	3 1 2	2	0	0	0	0	0	0	-7	FT%	12-14	85.7%
11 Lorne Bowman II	07:47	0-1	0-0	0-0	0 1 1	1 0 0	2	1	1	0	0	0	0	10	GM FG%	25-56	44.6%
14 Carter Gilmore	08:42	1-2	0-0	0-0	0 0 0	2 0 2	0	0	0	0	0	0	0	-13	3PT%	5-20	25.0%
2 Jordan Davis	04:51	1-1	0-0	0-0	0 0 0	1 3 0	1	0	0	0	0	0	0	3	FT%	15-18	83.3%
20 Ben Carlson	02:13	0-0	0-0	0-0	0 0 0	0 0 0	0	0	0	0	0	0	0	-5	Dead Ball Rebounds: 1.0		
Team					1 0 1				0	1							
Totals		25-56	5-20	15-18	5 24 29	19 19 70	11	8	4	5	3	1					

Technical Fouls: NONE

Maryland - 69				Record: 8-7 (0-4)				Team Totals									
NO. Name	Min	FG M-A	3P M-A	FT M-A	Rebounds OR DR TOT	Fouls PF FD	TP	AS	TO	ST	Blocks BS BA	+/-	<div>Shooting By Period</div> <div>1st FG% 9-28 32.1%</div> <div>3PT% 2-7 28.6%</div> <div>FT% 6-7 85.7%</div> <div>2nd FG% 16-27 59.3%</div> <div>3PT% 5-10 50.0%</div> <div>FT% 6-8 75%</div> <div>GM FG% 25-55 45.5%</div> <div>3PT% 7-17 41.2%</div> <div>FT% 12-15 80.0%</div> <div>Dead Ball Rebounds: 4-0</div>				
24 Donta Scott	F 31:00	4-8	1-4	1-1	0 6 6	2 2 10	0	2	0	0	0	-8					
33 Qudus Wahab	C 19:04	1-5	0-0	2-2	0 4 4	0 4 4	1	1	1	0	1	8					
4 Fatts Russell	G 24:47	5-10	0-0	3-4	0 2 2	4 3 13	6	1	2	0	1	8					
5 Eric Ayala	G 30:07	6-16	4-8	3-3	1 4 5	4 2 19	1	1	0	0	0	-14					
13 Hakim Hart	G 31:27	4-6	0-2	3-4	0 1 1	1 1 2	1	2	1	0	0	0					
10 Julian Wright	03:19	0-0	0-0	0-0	0 1 1	3 1 4	0	0	1	0	0	3					
15 Simon Reese	23:55	1-3	0-1	0-1	0 4 4	2 4 2	0	0	1	0	2	-7					
11 Xavier Green	26:58	4-5	2-2	0-0	1 3 4	3 1 10	0	1	2	0	0	4					
23 Ian Martinez	09:13	0-2	0-0	0-0	0 2 2	0 0 0	0	0	1	0	0	1					
Team					3 1 4	0	0	2									
Totals		25-55	7-17	12-15	5 28 33	19 19 69	10	12	4	3	5	-1					

GAME 17: #8 WISCONSIN 82, NORTHWESTERN 76
Jan. 18, 2022 • Evanston, Ill. • Welsh-Ryan Arena

GAME 18: #14 MICHIGAN STATE 86, #8 WISCONSIN 74
Jan. 21, 2022 • Madison, Wis. • Kohl Center



Official Basketball Box Score - Final
Wisconsin at Northwestern
01/18/22 Welsh-Ryan Arena, Evanston
2021-22 Men's Basketball

Game Time: 8:00 PM
Game Duration: 1:58
Attendance: 5,051

Officials: Courtney Green, Rob Riley, Steve McClunkins

Wisconsin - 82																		
Record: 15-2 (6-1)																		
NO.	Name	Min	FG M-A	3P M-A	FT M-A	Rebounds OR DR TOT	Fouls PF PD	TP	AS	TO	ST	Blocks BS BA	+	Shooting By Period				
5	Tyler Wahl	F 32:03	5-12	1-1	3-6	1 10 11	3 4	14	4	2	1	0	2	10	1st FG%	15-30	50.0%	
22	Steven Crowl	F 22:40	3-4	0-1	4-4	1 2 3	3 2	10	2	4	0	0	0	10	3PT%	6-8	75.0%	
1	Johnny Davis	G 37:56	8-15	4-5	7-10	1 7 8	0 5	27	2	3	3	0	1	5	FT%	5-5	100%	
23	Chucky Hepburn	G 34:45	6-10	2-3	0-3	1 0 1	1 3	14	1	0	0	0	0	8	2nd FG%	13-24	54.2%	
34	Brad Davison	G 37:47	4-8	2-6	3-3	0 4 4	1 3	13	4	1	0	0	0	8	3PT%	3-9	33.3%	
11	Lorne Bowman II	05:52	0-1	0-1	0-0	0 1 1	2 0	0	1	0	0	0	0	-4	FT%	12-21	57.1%	
33	Chris Vogt	17:06	2-4	0-0	0-0	3 1 4	3 1	4	0	1	0	2	1	-5	GM FG%	28-54	51.9%	
20	Ben Carlson	01:21	0-0	0-0	0-0	0 0 0	0 0	0	0	0	0	0	0	-4	3PT%	9-17	52.9%	
0	Jahcobi Neath	02:04	0-0	0-0	0-0	0 0 0	0 0	0	0	0	0	0	0	1	FT%	17-26	65.4%	
14	Carter Gilmore	06:50	0-0	0-0	0-0	0 2 2	0 0	0	0	3	0	0	0	1	Dead Ball Rebounds: 5, 0			
2	Jordan Davis	01:36	0-0	0-0	0-0	0 1 1	0 0	0	0	0	0	0	0	-2				
Team						0	1	1	0	0	0	0	0					
Totals			28-54	9-17	17-26	7	29	36	13	18	82	17	11	4	2	4	6	
Technical Fouls: NONE																		

Northwestern - 76																		
Record: 9-7 (2-5)																		
NO.	Name	Min	FG M-A	3P M-A	FT M-A	Rebounds OR DR TOT	Fouls PF PD	TP	AS	TO	ST	Blocks BS BA	+	Shooting By Period				
22	Pate Nance	F 30:56	5-10	0-3	0-0	1 5 6	0 1	10	5	1	0	0	0	4	1st FG%	16-34	47.1%	
31	Robbie Beran	F 20:47	1-3	0-1	0-0	1 4 5	3 0	2	0	0	1	2	0	-12	3PT%	3-11	27.3%	
0	Boo Bule	G 33:27	7-17	3-8	2-3	0 2 2	2 5	19	5	2	0	0	1	-4	FT%	0-0	0%	
1	Chase Audige	G 30:25	10-17	3-4	0-0	2 2 4	4 0	23	3	2	3	0	0	-3	2nd FG%	17-37	45.9%	
3	Ty Berry	G 10:59	0-4	0-2	0-0	0 0 0	2 1	0	1	0	0	0	0	-3	3PT%	4-9	44.4%	
5	Julian Roper II	27:11	3-6	1-1	0-0	3 2 5	2 0	7	1	1	1	1	0	-1	FT%	3-8	37.5%	
15	Ryan Young	26:56	6-11	0-0	1-5	3 3 6	0 5	13	2	1	0	1	0	-1	GM FG%	33-71	46.5%	
2	Ryan Greer	16:35	1-1	0-0	0-0	0 3 3	0 1	2	2	1	1	0	0	0	3PT%	7-20	35.0%	
14	Casey Simmons	01:23	0-2	0-1	0-0	0 0 0	3 0	0	0	0	0	0	0	1	FT%	3-8	37.5%	
34	Matthew Nicholson	01:21	0-0	0-0	0-0	0 0 0	2 0	0	0	0	0	0	0	-3	Dead Ball Rebounds: 2, 0			
Team						2	2	4	0	0	0	0	0					
Totals			33-71	7-20	3-8	12	23	35	18	13	76	19	8	6	4	2	-6	
Technical Fouls: NONE																		

UW		NU		Points from		Turnovers		Period by Period Scoring	
10 (2 nd 18:26)		5 (1 st 17:18)		8		8		1st 2nd TOT	
5 (1 st 10:53)		7 (1 st 17:18)		32		11		UW 41 41 82	
4				Second Chance				NU 35 41 76	
5				Fast Breaks					
28:46		06:49		Bench		4			



Official Basketball Box Score - Final
Michigan St. at Wisconsin
01/21/22 Kohl Center, Madison
2021-22 Men's Basketball

Game Time: 8:00 PM
Game Duration: 2:08
Attendance: 17,287

Officials: D.J. Carstensen, Donnie Eppley, Lewis Garrison

Michigan St. - 86																		
Record: 15-3 (6-1)																		
NO.	Name	Min	FG M-A	3P M-A	FT M-A	Rebounds OR DR TOT	Fouls PF PD	TP	AS	TO	ST	Blocks BS BA	+	Shooting By Period				
10	Joey Hauser	F 24:18	1-5	1-3	4-6	1 10 11	2 3	7	2	2	0	0	0	6	1st FG%	17-29	58.6%	
30	Marcus Bingham Jr.	F 12:50	3-6	1-1	2-3	1 4 5	3 3	9	0	1	0	0	0	2	3PT%	4-7	57.1%	
44	Gabe Brown	F 22:58	1-7	0-3	1-1	2 2 4	1 0	3	0	2	0	1	0	17	FT%	4-5	80%	
2	Tyson Walker	G 19:29	4-7	0-1	4-4	0 0 0	1 2	12	2	3	2	0	0	-1	2nd FG%	12-26	46.2%	
5	Max Christie	G 33:39	5-7	2-2	0-0	2 1 3	1 0	12	0	0	0	0	0	7	3PT%	2-5	40.0%	
34	Julius Marble	13:11	3-4	0-0	0-0	0 1 1	5 1	6	0	2	0	0	0	5	FT%	18-23	78.3%	
11	A.J. Hoggard	25:25	2-4	0-0	8-10	0 4 4	3 6	12	8	1	1	1	0	7	GM FG%	29-55	52.7%	
25	Malik Hall	25:03	7-11	0-0	0-0	4 4 8	2 1	14	2	2	1	2	1	15	3PT%	6-12	50.0%	
3	Jaden Atkins	12:29	3-4	2-2	2-2	0 2 2	0 1	10	0	0	0	0	0	6	FT%	22-28	78.6%	
22	Mady Sissoko	04:38	0-0	0-0	1-2	1 0 1	1 1	1	0	0	0	0	0	-4	Dead Ball Rebounds: 6, 0			
Team						0	0	0	0	0	0	0	0					
Totals			29-55	6-12	22-28	11	28	39	19	18	86	14	13	4	4	1	12	
Technical Fouls: NONE																		

Wisconsin - 74																		
Record: 15-3 (6-2)																		
NO.	Name	Min	FG M-A	3P M-A	FT M-A	Rebounds OR DR TOT	Fouls PF PD	TP	AS	TO	ST	Blocks BS BA	+	Shooting By Period				
20	Ben Carlson	F 22:48	2-6	1-3	1-1	1 1 2	2 1	6	0	2	1	0	0	-8	1st FG%	9-33	27.3%	
22	Steven Crowl	F 30:42	4-8	1-3	0-0	2 2 4	2 6	9	1	1	0	0	0	-6	3PT%	5-16	31.3%	
1	Johnny Davis	G 37:46	8-20	2-4	7-8	2 3 5	3 7	25	4	3	1	1	3	-8	FT%	3-4	75%	
23	Chucky Hepburn	G 31:12	2-6	1-3	0-0	0 2 2	3 2	5	3	2	2	0	1	-8	2nd FG%	17-28	60.7%	
34	Brad Davison	G 35:50	8-12	6-10	0-0	0 2 2	3 1	22	3	2	1	0	0	-12	3PT%	7-13	53.8%	
33	Chris Vogt	08:19	0-0	0-0	0-0	0 1 1	3 1	0	2	0	0	0	0	-3	FT%	7-7	100%	
14	Carter Gilmore	09:57	0-3	0-1	0-0	0 1 1	0 0	0	0	0	0	0	0	-1	GM FG%	26-61	42.6%	
11	Lorne Bowman II	11:50	1-3	0-2	2-2	0 0 0	2 1	4	2	0	0	0	0	-5	3PT%	12-29	41.4%	
0	Jahcobi Neath	10:36	1-3	1-3	0-0	0 0 0	0 0	3	0	0	0	0	0	-7	FT%	10-11	90.9%	
2	Jordan Davis	01:00	0-0	0-0	0-0	0 0 0	0 0	0	0	0	0	0	0	-2	Dead Ball Rebounds: 1, 2			
Team						2	1	3	0	0	0	0	0					
Totals			26-61	12-29	10-11	7	13	20	18	19	74	15	10	5	1	4	-12	
Technical Fouls: Hepburn 2 nd 9:05																		

	MSU	UW	Points from	MSU	UW	Period by Period Scoring			
Biggest lead	17 (1 st 4:16)	8 (1 st 17:43)	Turnovers	9	12		1st	2nd	TOT
Best Scoring Run	9 (1 st 6:28)	8 (1 st 17:43)	Paint	32	24	MSU	42	44	86
Lead Changes	1		Second Chance	12	8		UW	26	48
Times Tied	1		Fast Breaks	21	2				
Time with Lead	32:23	06:42	Bench	43	7				

SPECIAL STATISTICS

Game	Pts off T/O (Wis / Opp)	Pts in Paint (Wis / Opp)	2nd Chance Pts (Wis / Opp)	Fast Break Pts (Wis / Opp)	Bench Pts (Wis / Opp)
11/9/21 - ST. FRANCIS BKN	21 / 19	36 / 26	11 / 4	13 / 1	29 / 21
11/12/21 - GREEN BAY	16 / 4	32 / 12	25 / 9	8 / 4	19 / 26
11/15/21 - PROVIDENCE	16 / 5	22 / 22	6 / 19	4 / 11	6 / 9
11/22/21 - vs. Texas A&M	22 / 14	26 / 16	15 / 5	5 / 13	6 / 24
11/23/21 - vs. Houston	11 / 8	26 / 26	2 / 6	5 / 7	6 / 23
11/24/21 - vs. Saint Mary's	13 / 7	26 / 34	9 / 10	0 / 2	9 / 11
12/1/21 - at Georgia Tech	11 / 5	24 / 24	11 / 10	5 / 10	7 / 11
12/4/21 - MARQUETTE	12 / 13	34 / 34	12 / 5	9 / 8	9 / 40
12/8/21 - INDIANA	15 / 7	22 / 30	11 / 16	6 / 14	17 / 12
12/11/21 - at Ohio State	11 / 9	24 / 32	2 / 11	8 / 14	10 / 20
12/15/21 - NICHOLLS	11 / 9	32 / 40	13 / 2	2 / 4	17 / 18
12/29/21 - ILLINOIS STATE	13 / 9	36 / 30	13 / 9	13 / 13	10 / 6
1/3/22 - at Purdue	12 / 10	28 / 28	12 / 12	6 / 6	7 / 29
1/6/22 - IOWA	13 / 8	40 / 38	18 / 14	5 / 9	4 / 21
1/9/22 - at Maryland	18 / 5	32 / 24	8 / 3	9 / 10	7 / 12
1/13/22 - OHIO STATE	16 / 8	32 / 46	14 / 13	5 / 0	10 / 14
1/18/22 - at Northwestern	8 / 6	32 / 36	11 / 12	5 / 0	4 / 22
1/21/22 - MICHIGAN STATE	12 / 9	24 / 32	8 / 12	2 / 21	7 / 43
RUNNING TOTAL	161 / 155	528 / 530	198 / 172	110 / 147	178 / 353
PER GAME AVERAGE	8.9 / 8.6	29.3 / 29.4	11.0 / 9.6	6.1 / 8.2	9.9 / 19.6

TEAM SUPERLATIVES

WISCONSIN

HIGH

LOW

• Points	89	2x; MR ILLINOIS ST (12/29/21)	55	at Ohio State (12/11/21)
• First-Half Points	46	ILLINOIS ST (12/29/21)	23	PROVIDENCE (11/15/21)
• Second-Half Points	55	MARQUETTE (12/4/21)	25	vs. Houston (11/23/21)
• Field Goals Made	33	IOWA (1/6/22)	20	PROVIDENCE (11/15/21)
• Field Goal Attempts	66	3x; MR IOWA (1/6/22)	49	vs. Houston (11/23/21)
• Field Goal Percentage	.519 (28-54)	at Northwestern (1/18/22)	.328 (20-61)	PROVIDENCE (11/15/21)
• 3-Point Field Goals Made	12	MICHIGAN STATE (1/21/22)	3	vs. Saint Mary's (11/24/21)
• 3-Point Field Goal Attempts	29	MICHIGAN STATE (1/21/22)	12	vs. Saint Mary's (11/24/21)
• 3-Point Field Goal Pct. (min. 10 att.)	.529 (9-17)	at Northwestern (1/18/22)	.185 (5-27)	PROVIDENCE (11/15/21)
• Free Throws Made	25	ILLINOIS ST (12/29/21)	5	at Ohio State (12/11/21)
• Free Throw Attempts	32	ILLINOIS ST (12/29/21)	9	at Ohio State (12/11/21)
• Free Throw Pct. (min. 12 att.)	.905 (19-21)	GREEN BAY (11/12/21)	.630 (17-27)	NICHOLLS (12/15/21)
• Offensive Rebounds	18	GREEN BAY (11/12/21)	2	vs. Houston (11/23/21)
• Defensive Rebounds	33	ST. FRANCIS BROOKLYN (11/9/21)	13	MICHIGAN STATE (1/21/22)
• Total Rebounds	50	GREEN BAY (11/12/21)	20	MICHIGAN STATE (1/21/22)
• Fouls	22	at Purdue (1/3/22)	10	ST. FRANCIS BROOKLYN (11/9/21)
• Assists	17	at Northwestern (1/18/22)	4	vs. Saint Mary's (11/24/21)
• Turnovers	12	ST. FRANCIS BROOKLYN (11/9/21)	4	INDIANA (12/8/21)
• Steals	10	GREEN BAY (11/12/21)	3	ILLINOIS ST (12/29/21)
• Blocked Shots	6	2x; MR INDIANA (12/8/21)	0	OHIO STATE (1/13/22)

OPPONENT

HIGH

LOW

• Points	86	MICHIGAN STATE (1/21/22)	34	GREEN BAY (11/12/21)
• First-Half Points	42	2x; MR MICHIGAN STATE (1/21/22)	15	GREEN BAY (11/12/21)
• Second-Half Points	49	ILLINOIS ST (12/29/21)	17	INDIANA (12/8/21)
• Field Goals Made	33	at Northwestern (1/18/22)	12	GREEN BAY (11/12/21)
• Field Goal Attempts	71	at Northwestern (1/18/22)	49	vs. Texas A&M (11/22/21)
• Field Goal Percentage	.527 (29-55)	MICHIGAN STATE (1/21/22)	.235 (12-51)	GREEN BAY (11/12/21)
• 3-Point Field Goals Made	10	vs. Texas A&M (11/22/21)	3	2x; MR OHIO STATE (1/13/22)
• 3-Point Field Goal Attempts	26	2x; MR MARQUETTE (12/4/21)	12	MICHIGAN STATE (1/21/22)
• 3-Point Field Goal Pct. (min. 10 att.)	.500 (6-12)	MICHIGAN STATE (1/21/22)	.158 (3-19)	OHIO STATE (1/13/22)
• Free Throws Made	22	MICHIGAN STATE (1/21/22)	3	3x; MR at Northwestern (1/18/22)
• Free Throw Attempts	28	MICHIGAN STATE (1/21/22)	4	ST. FRANCIS BROOKLYN (11/9/21)
• Free Throw Pct. (min. 10 att.)	.800 (16-20)	at Georgia Tech (12/1/21)	.462 (6-13)	INDIANA (12/8/21)
• Offensive Rebounds	14	INDIANA (12/8/21)	5	2x; MR at Maryland (1/9/22)
• Defensive Rebounds	41	at Ohio State (12/11/21)	20	IOWA (1/6/22)
• Total Rebounds	49	at Ohio State (12/11/21)	26	IOWA (1/6/22)
• Fouls	28	ILLINOIS ST (12/29/21)	14	at Ohio State (12/11/21)
• Assists	19	3x; MR at Northwestern (1/18/22)	5	ST. FRANCIS BROOKLYN (11/9/21)
• Turnovers	16	2x; MR vs. Saint Mary's (11/24/21)	8	2x; MR at Northwestern (1/18/22)
• Steals	8	ST. FRANCIS BROOKLYN (11/9/21)	2	3x; MR OHIO STATE (1/13/22)
• Blocked Shots	7	IOWA (1/6/22)	0	at Purdue (1/3/22)

MISCELLANEOUS

HIGH

SECOND-HIGHEST

• UW's Largest Deficit Overcome in Win	22 (42-20, 1:17 1H) INDIANA (12/8/21)	16 (10-26, 12:04 1H) vs. Texas A&M (11/22/21)
• UW's Largest Deficit Overcome in Win (2nd Half/OT)	17 (42-25, 19:43 2H) INDIANA (12/8/21)	12 (42-30, 18:40 2H) NICHOLLS (12/15/21)
• UW's Largest Lead Surrendered in Loss	8 (2x); MR (17:43 1H) MICHIGAN STATE (1/21/22)	6 (18-12, 9:11 1H) PROVIDENCE (11/15/21)
• UW's Largest Lead Surrendered in Loss (2nd Half/OT)	--	--
• UW's Largest Halftime Lead	24 GREEN BAY (11/12/21)	21 ST. FRANCIS BROOKLYN (11/9/21)
• UW's Largest Halftime Deficit	17 INDIANA (12/8/21)	11 PROVIDENCE (11/15/21)
• UW's Largest Lead	45 (69-24, 5:07 2H) GREEN BAY (11/12/21)	32 (65-33, 8:33 2H) ST. FRANCIS BROOKLYN (11/9/21)
• UW's Largest Deficit	22 (42-20, 1:17 1H) INDIANA (12/8/21)	17 (83-21, 4:16 1H) MICHIGAN STATE (1/21/22)

INDIVIDUAL SUPERLATIVES

WISCONSIN

HIGH

SECOND-HIGHEST

• Points	37	Johnny Davis (at Purdue - 1/3/22)	30	Johnny Davis (Houston - 11/23/21)
• First-Half Points	19	Johnny Davis (IOWA - 1/6/22)	18	Johnny Davis (Houston - 11/23/21)
• Second-Half Points	27	Johnny Davis (at Purdue - 1/3/22)	17	Johnny Davis (at N'western - 1/18/22)
• Field Goals Made	13	Johnny Davis (at Purdue - 1/3/22)	11	Johnny Davis (at Ohio State - 12/11/21)
• Field Goal Attempts	24	Johnny Davis (at Purdue - 1/3/22)	23	Johnny Davis (ILLINOIS ST - 12/29/21)
• Field Goal Percentage (min. 7 made)	.875 (7-8)	Steven Crowl (ILLINOIS ST - 12/29/21)	.800 (8-10)	Brad Davison (OHIO STATE - 1/13/22)
• 3-Point Field Goals Made	6	Brad Davison (MICHIGAN ST - 1/21/22)	5	Brad Davison (at Georgia Tech - 12/1/21)
• 3-Point Field Goal Attempts	11	2x; MR Davison (Texas A&M - 11/22/21)	10	Brad Davison (MICHIGAN ST - 1/21/22)
• 3-Point Field Goal Pct. (min. 3 made)	.800 (4-5)	Johnny Davis (at N'western - 1/18/22)	.750 (3-4)	Lorne Bowman II (SF BROOKLYN - 11/9/21)
• Free Throws Made	9	Johnny Davis (at Purdue - 1/3/22)	8	3x; MR 2 Badgers (ILLINOIS ST - 12/29/21)
• Free Throw Attempts	12	2x; MR Davis (at Purdue - 1/3/22)	10	2x; MR Davis (at N'western - 1/18/22)
• Free Throw Pct. (min. 5 made)	1.000 (6-6)	3x; MR Wahl (Saint Mary's - 11/24/21)	1.000 (5-5)	3x; MR Wahl (at Maryland - 1/9/22)
• Offensive Rebounds	8	Steven Crowl (ILLINOIS ST - 12/29/21)	4	2x; MR Vogt (NICHOLLS - 12/15/21)
• Defensive Rebounds	13	Johnny Davis (at Purdue - 1/3/22)	10	Tyler Wahl (at N'western - 1/18/22)
• Total Rebounds	14	Johnny Davis (at Purdue - 1/3/22)	12	Tyler Wahl (INDIANA - 12/8/21)
• Fouls	5	4x; MR 3 Badgers (at Purdue - 1/3/22)	4	15x; MR Wahl (at Maryland - 1/9/22)
• Assists	6	2x; MR Wahl (OHIO STATE - 1/13/22)	5	3x; MR Davis (IOWA - 1/6/22)
• Turnovers	4	3x; MR Crowl (at N'western - 1/18/22)	3	10x; MR Davis (MICHIGAN ST - 1/21/22)
• Steals	4	2x; MR Davis (Houston - 11/23/21)	3	7x; MR Davis (at N'western - 1/18/22)
• Blocked Shots	4	Tyler Wahl (Saint Mary's - 11/24/21)	3	3x; MR Vogt (at Maryland - 1/9/22)

OPPONENT

HIGH

SECOND-HIGHEST

• Points	33	Michael Devoe (at Georgia Tech - 12/1/21)	28	E.J. Liddell (at Ohio State - 12/11/21)
• First-Half Points	17	Michael Devoe (at Georgia Tech - 12/1/21)	16	2x; MR Audige (at N'western - 1/18/22)
• Second-Half Points	19	2x; MR Ayala (at Maryland - 1/9/22)	16	2x; MR Murray (IOWA - 1/6/22)
• Field Goals Made	11	3x; MR Liddell (at Ohio State - 12/11/21)	10	4x; MR Audige (at N'western - 1/18/22)
• Field Goal Attempts	25	Ty Gordon (NICHOLLS - 12/15/21)	20	Michael Devoe (at Georgia Tech - 12/1/21)
• Field Goal Percentage (min. 5 made)	.733 (11-15)	Nate Watson (PROVIDENCE - 11/15/21)	.727 (8-11)	Patrick Emilien (SF BROOKLYN - 11/9/21)
• 3-Point Field Goals Made	6	Kyler Edwards (Houston - 11/23/21)	5	2x; MR Strong (ILLINOIS ST - 12/29/21)
• 3-Point Field Goal Attempts	11	Ty Gordon (NICHOLLS - 12/15/21)	10	Michael Devoe (at Georgia Tech - 12/1/21)
• 3-Point Field Goal Pct. (min. 3 made)	.750 (6-8)	Kyler Edwards (Houston - 11/23/21)	.750 (3-4)	Chase Audige (at N'western - 1/18/22)
• Free Throws Made	8	2x; MR Hoggard (MICHIGAN ST - 1/21/22)	6	2x; MR Ivey (at Purdue - 1/3/22)
• Free Throw Attempts	11	Sy Chatman (ILLINOIS ST - 12/29/21)	10	A.J. Hoggard (MICHIGAN ST - 1/21/22)
• Free Throw Pct. (min. 8 made)	.800 (8-10)	A.J. Hoggard (MICHIGAN ST - 1/21/22)	.727 (8-11)	Sy Chatman (ILLINOIS ST - 12/29/21)
• Offensive Rebounds	5	2x; MR Edey (at Purdue - 1/3/22)	4	4x; MR Hall (MICHIGAN ST - 1/21/22)
• Defensive Rebounds	13	Kyle Young (at Ohio State - 12/11/21)	10	2x; MR Hauser (MICHIGAN ST - 1/21/22)
• Total Rebounds	15	Manny Littles (NICHOLLS - 12/15/21)	14	Kyle Young (at Ohio State - 12/11/21)
• Fouls	5	10x; MR Marble (MICHIGAN ST - 1/21/22)	4	21x; MR Audige (at N'western - 1/18/22)
• Assists	8	2x; MR Hoggard (MICHIGAN ST - 1/21/22)	7	2x; MR Johnson (INDIANA - 12/8/21)
• Turnovers	6	Justin Lewis (MARQUETTE - 12/4/21)	5	3x; MR Littles (NICHOLLS - 12/15/21)
• Steals	3	4x; MR Audige (at N'western - 1/18/22)	2	7x; MR Walker (MICHIGAN ST - 1/21/22)
• Blocked Shots	3	3x; MR Keegan Murray (IOWA - 1/6/22)	2	15x; MR Hall (MICHIGAN ST - 1/21/22)

THE LAST TIME WISCONSIN...

Wisconsin Team

UW ranked No. 1 in AP Top 25: Feb. 21, 2007
UW ranked in AP Top 25: No. 8 (1/17/22)
UW ranked in USA Today Coaches Poll: No. 8 (1/17/22)
Played AP No. 1-ranked opponent: Win vs. Villanova, 65-62 (3/18/17)
Defeated AP No. 1-ranked opponent: Villanova, 65-62 (3/18/17)
Played AP No. 2-ranked opponent: Win vs. Michigan, 64-54 (1/19/19)
Defeated opponent ranked 3-10 by AP: Win at No. 3 Purdue, 74-69 (1/3/22)
Defeated opponent ranked 11-25 by AP: Win vs. No. 16 Ohio State, 78-68 (1/13/22)
Defeated AP Top 25 opponent on the road: Win at No. 3 Purdue, 74-69 (1/3/22)

Scoring

Scored 20 or more points: Johnny Davis (25), Brad Davison (22) vs. #14 Michigan St (1/21/22)
Scored 30 or more points: 37, Johnny Davis at #3 Purdue (1/3/22)
Scored 40 or more points: 43, Frank Kaminsky vs. North Dakota (11/19/13)
Two or more Badgers scored 30 points, same game: Joe Franklin (31) and Chuck Nagle (30) vs. Purdue (3/2/68) — only other time this happened in school history was Jack Brens (31) and Ken Siebel (31) vs. Utah (12/28/62)
Two or more Badgers scored 20 points, same game: Johnny Davis (25) and Brad Davison (22) vs. #14 Michigan St (1/21/22)
Three or more Badgers scored 20 points, same game: Jon Leuer (24), Josh Gasser (21), Jordan Taylor (20), vs. PVAMU (11/14/10)
Scored 20 points in one half: Johnny Davis (27 in 2nd Half) at #3 Purdue (1/3/22)
Scored 20 points/two straight games: Johnny Davis (25 vs. #14 Michigan State, 1/21/22; 27 points at Northwestern, 1/18/22)
Scored 20 points/three straight games: Johnny Davis (26 vs. Iowa, 1/6/22; 37 at #3 Purdue, 1/3/22; 20 vs. Illinois State, 12/29/21)
Scored 20 points/four straight games: Johnny Davis (26 vs. Iowa, 1/6/22; 37 at #3 Purdue, 1/3/22; 20 vs. Illinois State, 12/29/21; 24 at #21 Ohio State, 12/11/21)
Scored 20 points/five straight games: Johnny Davis (26 vs. Iowa, 1/6/22; 37 at #3 Purdue, 1/3/22; 20 vs. Illinois State, 12/29/21; 24 at #21 Ohio State, 12/11/21; 23 vs. Indiana, 12/8/21)
Scored 30 points/two straight games: Michael Finley (30 at Michigan, 1/29/94; 32 vs. Michigan State, 2/2/94)
No Badger scored in double figures: vs. Marquette (12/8/12)
One Badger scored in double figures: 23, Johnny Davis vs. Indiana (12/8/21)
Four players scored in double figures: Steven Crowl (21), Johnny Davis (20), Tyler Wahl (18) and Chucky Hepburn (13) vs. Illinois State (12/29/21)
Five players scored in double figures: Johnny Davis (27), Chucky Hepburn (14), Tyler Wahl (14), Brad Davison (13), Steven Crowl (10) at Northwestern (1/18/22)
Six players scored in double figures: Reuvers (19), Davison (15), Ford (12), King (12), Trice (11) and Pritzl (10) vs. Green Bay (11/21/19)
UW Scored 70 or more points: 74, vs. #14 Michigan State (1/21/22)
UW Scored 80 or more points: 82, at Northwestern (1/18/22)
UW Scored 90 or more points: 92, vs. Arkansas-Pine Bluff (11/27/20)
UW Scored 100 or more points: 101, vs. Savannah State (12/13/18)

Field Goal Shooting

Shot 90 percent or better (min. 10 att.): .900 (9-10), Carlton McGee vs. Michigan (2/26/92)
UW shot 50 percent or better: .519, at Northwestern (1/18/22)
UW shot 60 percent or better: .603, vs. Houston Baptist (11/17/18)
UW shot 70 percent or better: .744, vs. Army (12/30/79)
UW made 30 or more field goals: 33, vs. Iowa (1/6/22)
UW made 40 or more field goals: 42, vs. Iowa (3/9/94)
UW made 50 or more field goals: Has not happened
UW attempted 60 or more field goals: 61, vs. #14 Michigan State (1/21/22)
UW attempted 70 or more field goals: 70, vs. Iowa (2/18/21)
UW attempted 80 or more field goals: 83, vs. Northwestern (1/28/95)
UW attempted 100 or more field goals: 102, vs. South Dakota (12/9/72)

3-Point Field Goal Shooting

Made 5 or more 3-point field goals: Brad Davison (5-7 3FG) vs. North Carolina (3/19/21)
UW shot 40 percent or better (min. 8 att.): .414 (12-29), vs. #14 Michigan State (1/21/22)
UW shot 50 percent or better (min. 8 att.): .529 (9-17) at Northwestern (1/18/22)
UW shot 60 percent or better (min. 8 att.): .640 (16-25), vs. Louisville (12/19/20)
UW shot 70 percent or better (min. 8 att.): .727, at Indiana (2/25/10)
UW shot 80 percent or better (min. 8 att.): .889, vs. North Dakota St. (12/10/86)
UW shot 90 percent or better (min. 8 att.): .900, at Illinois (1/25/97)
UW made 10 or more 3-point field goals: 12, vs. #14 Michigan State (1/21/22)
UW made 15 or more 3-point field goals: 16, vs. Louisville (12/19/20)
UW attempted 30 or more 3-point field goals: 31, vs. Illinois (2/27/21)
UW attempted 40 or more 3-point field goals: 40, vs. Temple (12/3/01)

Double-Double / Triple-Double

Had a triple-double: Ethan Happ (13 pts, 12 reb, 11 ast) vs. Northwestern (1/26/19)
Had a double-double (Pts/Reb): Tyler Wahl (14 pts, 11 reb) at Northwestern (1/18/22)
Had a double-double (Pts/Ast): Ethan Happ (10 p, 11 r, 12a) vs. Coppin St. (11/6/18)
Had a double-double (Ast/Reb): Ethan Happ (10p, 11r, 12a) vs. Coppin St. (11/6/18)
Had a double-double in consecutive games: Johnny Davis (12/29/21 and 1/3/22)
Two with double-double: Potter (24 p, 13 r) & Davison (11 p, 13 r) at Penn State (1/11/20)

Free Throw Shooting

Perfect at the FT line (min. 10 att.): 10-10, Brad Davison vs. Illinois (1/19/18)
UW shot 80 percent or better (min. 12 att.): .833 (15-18), at Maryland (1/9/22)
UW shot 90 percent or better (min. 12 att.): .900 (19-21), vs. Green Bay (11/12/21)
UW shot 100 percent (min. 12 att.): 15-15, vs. Nebraska (12/22/20)
UW made 20 or more free throws: 25, vs. Illinois State (12/29/21)
UW made 30 or more free throws: 30, vs. Minnesota (2/13/14)
UW made 40 or more free throws: 40, vs. Minnesota (1/12/53)
UW attempted 30 or more free throws: 32, vs. Illinois State (12/29/21)
UW attempted 40 or more free throws: 42, at Illinois (2/3/13)
UW attempted 50 or more free throws: 50, at Indiana (2/12/62)
UW attempted 60 or more free throws: 61, at Michigan (2/21/53)

Rebounds

Had 10+ rebounds: 11, Tyler Wahl at Northwestern (1/18/22)
Had 15+ rebounds: 15, Tyler Wahl vs. Green Bay (12/1/20)
Had 20+ rebounds: 25, Joe Chrnelich vs. St. Mary's (12/2/76)
Had 30+ rebounds: 30, Paul Morrow vs. Purdue (1/3/53)
Had 10+ reb. in consecutive games: Happ & Iverson, Two Straight (3/7 - 3/10)
UW had 40+ rebounds: 43, vs. Iowa (1/6/22)
UW had 50+ rebounds: 50, vs. Green Bay (11/12/21)

Assists

Had 10 or more assists: 11, Ethan Happ vs. Northwestern (1/26/19)
Had 15 or more assists: Has not happened
UW had 20 or more assists: 22, vs. Louisville (12/19/20)
UW had 30 or more assists: 30, vs. Iowa (3/9/94)

Blocked Shots

Had 5 or more blocked shots: 9 Nate Reuvers vs. Eastern Illinois (11/8/19)
Had 10 or more blocked shots: Has not happened
UW had 10 or more blocked shots: 10 vs. Eastern Illinois (11/25/20)
UW had 15 or more blocked shots: Has not happened

Steals

Had 5 or more steals: 5, Ethan Happ vs. Maryland (2/19/17)
Had 10 or more steals: 10, Mike Kelley vs. Texas (12/7/99)
UW had 10 or more steals: 10, vs. Green Bay (11/12/21)
UW had 15 or more steals: 16, (2x) MR vs. California (12/2/12)

Turnovers

UW had 1 or fewer turnovers: 1, vs. Iowa (1/20/15)
UW had 5 or fewer turnovers: 4, vs. Indiana (12/8/21)
UW had 0 turnovers in a half: 0 in 1H, vs. Arkansas-Pine Bluff (11/27/20)
Opponent committed 15 or more turnovers: 16, vs. Saint Mary's (11/24/21)
Opponent committed 20 or more turnovers: 20, vs. Illinois (2/27/21)

Overtime

Won a game in overtime: 2OT vs. Indiana (80-73), 1/7/21
Lost a game in overtime: vs. Saint Mary's (65-63), 11/5/19
Played a 2-overtime game: win vs. Indiana (80-73), 1/7/21
Played a 3-overtime game: loss vs. Indiana (85-86), 2/16/87
Played in consecutive OT games: (3) vs. Iowa (2/6/13), vs. Mich. (2/9/13), at Minn. (2/14/13)

Miscellaneous

Hit a buzzer beater: vs. Xavier, 3/20/16 (Bronson Koenig hits 3PT in corner, UW 66-63)
Won after trailing by at least 10 pts in second half: 17 vs. Indiana, 12/8/21 (down 42-25, 19:43 remaining - won 64-59)
Won after trailing by at least 15 pts in second half: 17 vs. Indiana, 12/8/21 (down 42-25, 19:43 remaining - won 64-59)
UW scored 10 straight points or more: 10-0 (8:21 1H) at Maryland (1/9/22)
UW scored 15 straight points or more: 16-0 (16:14 - 10:57 2H) vs. Nicholls (12/15/21)
UW held opp. scoreless 5:00 or longer: 6:02 (16:38 - 10:36 2H) vs. Nicholls (12/15/21)
UW held opp. scoreless for 8:00 or longer: 9:08 (17:52 - 8:44 1H) vs. Louisville (12/19/20)

BASKETBALL COMMUNICATIONS**GENERAL INFORMATION**

- Address: 1440 Monroe Street, Madison, WI 53711
- Website: UWBadgers.com
- Press Box Phone: (608) 262-7766

**BRANDON HARRISON
PRIMARY CONTACT**

- Phone: (608) 279-8653
- Email: bah@athletics.wisc.edu
- Twitter: @BrandonHarrison

**PATRICK HERB
DIRECTOR OF BRAND STRATEGY**

- Phone: (608) 957-2085
- Email: pah@athletics.wisc.edu
- Twitter: @PatrickHerb

**MEDIA RESOURCES****CREDENTIAL APPLICATIONS**

- www.sportssystem.com/Wisconsin

BIG TEN MEDIA EMAIL LIST

- office.bigten.org/media

WISCONSIN BASKETBALL RECORD BOOK

- go.wisc.edu/MBBRecordBook

WIRELESS INTERNET ACCESS (KOHL CENTER)

- BadgerWiFi (connect and register with email address)

LIVE STATS - STATBROADCAST (KOHL CENTER)

- Wisconsin.StatBroadcast.com (password: buckybadger)

OFFICIAL SOCIAL MEDIA CHANNELS

- Twitter: @BadgerMBB
- Instagram: @badgermbb
- Facebook: /WisconsinMensBasketball
- YouTube: /WisconsinBadgers

RADIO

Radio Station: WIBA (1310 AM)

Play-by-Play Announcer: Matt Lepay

Address: P.O. Box 99
Madison, WI 53701
Phone: 608-274-5450

Color Analyst: Mike Lucas

Address: 1440 Monroe St.
Madison, WI 53711
Phone: 608-252-6474

Credentials: 2021-22 men's basketball credentials must be requested online: www.sportssystem.com/Wisconsin

Contact Brandon Harrison with questions (608-279-8653). Approved credentials will be either mailed or made available at the Brand Communications Office or with the parking attendant (white vehicle) at the entrance to Lot 46 on Frances Street, one block north of the Kohl Center




0 JAHCOBI NEATH
G, Jr., 6-4, 196
Toronto, Ontario



1 JOHNNY DAVIS
G, So., 6-5, 194
La Crosse, Wis.




2 JORDAN DAVIS
G, So., 6-4, 198
La Crosse, Wis.



4 CARTER HIGGINBOTTOM
G, Jr., 6-0, 193
Chicago, Ill.




5 TYLER WAHL
F, Jr., 6-9, 221
Lakeville, Minn.



10 ISAAC LINDSEY
G, So., 6-4, 184
Mineral Point, Wis.



11 LORNE BOWMAN
G, Fr., 6-2, 210
Detroit, Mich.



13 JUSTIN TAPHORN
G, So., 6-5, 208
Pekin, Ill.




14 CARTER GILMORE
F, So., 6-7, 224
Hartland, Wis.



20 BEN CARLSON
F, So., 6-9, 226
Woodbury, Minn.




21 CHRIS HODGES
F, Fr., 6-9, 239
Schaumburg, Ill.



22 STEVEN CROWL
F, So., 7-0, 234
Eagan, Minn.




23 CHUCKY HEPBURN
G, Fr., 6-2, 211
Omaha, Neb.



32 MATTHEW MORS
F, Fr., 6-7, 241
Yankton, S.D.



33 CHRIS VOGT
C, Sr., 7-0, 257
Mayfield, Ky.



34 BRAD DAVISON
G, Sr., 6-4, 200
Maple Grove, Minn.



35 MARKUS ILVER
F, Fr., 6-8, 219
Tallinn, Estonia



GREG GARD
Head Coach
7th season at UW



JOE KRABBHOF
Assistant Coach
6th season at UW



DEAN OLIVER
Assistant Coach
5th season at UW



SHARIF CHAMBLISS
Assistant Coach
1st season at UW



MARC VANDEWETTERING
Dir. Basketball Operations
9th season at UW



KYLE BLACKBURN
Dir. Recruiting & Scouting
6th season at UW



JIM SNIDER
Strength & Conditioning
11th season at UW



AJ VAN HANDEL
Video Coordinator
11th season at UW

WISCONSIN BADGERS	POS	HT	WT	YR/ELIG	HOMETOWN (HS/LAST SCHOOL)	PRONUNCIATION
0 Jahcobi Neath	G	6-4	196	Jr./Jr.	Toronto, Ontario (Wake Forest)	Juh-KOBE KNEE-th
1 Johnny Davis	G	6-5	194	So./So.	La Crosse, Wis. (Central)	
2 Jordan Davis	G	6-4	198	So./So.	La Crosse, Wis. (Central)	
4 Carter Higginbottom	G	6-0	193	Sr./Jr.	Chicago, Ill. (St. Ignatius)	
5 Tyler Wahl	F	6-9	221	Jr./Jr.	Lakeville, Minn. (North)	WALL
10 Isaac Lindsey	G	6-4	184	So./So.	Mineral Point, Wis. (Mineral Point)	LIN-zee
11 Lorne Bowman II	G	6-2	210	So./Fr.	Detroit, Mich. (St. Mary's)	BOW-men
13 Justin Taphorn	G	6-5	208	So./So.	Pekin, Ill. (Pekin)	
14 Carter Gilmore	F	6-7	224	So./So.	Hartland, Wis. (Arrowhead)	
20 Ben Carlson	F	6-9	226	So./So.	Woodbury, Minn. (East Ridge)	
21 Chris Hodges	F	6-9	239	Fr./Fr.	Schaumburg, Ill. (Schaumburg)	
22 Steven Crowl	F	7-0	234	So./So.	Eagan, Minn. (Eastview)	(rhymes with growl)
23 Chucky Hepburn	G	6-2	211	Fr./Fr.	Omaha, Neb. (Bellevue West)	
32 Matthew Mors	F	6-7	241	Fr./Fr.	Yankton, S.D. (Yankton)	MORE-s
33 Chris Vogt	C	7-0	257	Gr./5th	Mayfield, Ky. (Cincinnati)	VOTE
34 Brad Davison	G	6-4	200	Gr./5th	Maple Grove, Minn. (Maple Grove)	DAVIS-on
35 Markus Ilver	F	6-8	219	Fr./Fr.	Tallinn, Estonia (Western Reserve Acad.)	ILL-ver