

PURDUE BOILERMAKERS

2021-22 BASKETBALL GAME NOTES

MBB Contact: Chris Forman ►► Email: cforman@purdue.edu ►► Office: 765.494.3201 ►► Cell: 413.687.4590 ►► Address: 900 John Wooden Drive, West Lafayette, IN 47907

GAME 14 // PURDUE RINGS IN NEW YEAR AGAINST NATIONALLY-RANKED BADGERS



[3 / 3] PURDUE (12-1 / 1-1 BIG TEN) vs. [24 / 23] WISCONSIN (10-2 / 1-1 BIG TEN)

Monday, January 3, 2022 • 7 p.m. ET • West Lafayette, Ind. • Mackey Arena (14,804 / SOLD OUT)

TELEVISION: BTN (Brandon Gaudin, Robbie Hummel, Andy Katz) | Satellite Radio (SIRIUS 158, XM 195, SXM App 957)

RADIO: 22 stations on the Purdue Radio Network and on Varsity Sports Network (online); Rob Blackman and Bobby Riddell.

LIVE STATS: PurdueStats.com // SOCIAL MEDIA: @BoilerBall on Twitter, Instagram and Facebook

	Record	12-1	VS.	Record	10-2	
	Big Ten	1-1		Big Ten	1-1	
	Home	8-0		Home	6-1	
	Away	0-1		Away	1-1	
	Neutral	4-0		Neutral	3-0	
	Streak	Win-4		Streak	Win-2	
	AP / Coaches	3 / 3		AP / Coaches	24 / 23	
	NET / KenPom	7 / 5		NET / KenPom	32 / 40	

THE SERIES: Purdue leads, 111-72 // LAST MEETING: March 6, 2021 (Purdue, 73-69) // STREAK: Purdue, win-1

MATT PAINTER

17th season at Purdue (367-185)

18th season overall (392-190)

THE HEAD COACHES

Record at School

Career Record

GREG GARD

7th season at Wisconsin (129-72)

7th season overall (129-72)

THE OPENING TIP

- Ringing in the 2022 calendar year, the No. 3-ranked Purdue men's basketball team resumes Big Ten play with a big challenge at Mackey Arena, as No. 24-ranked Wisconsin visits West Lafayette for a Monday night showdown. Both teams enter with a 1-1 league record after splitting their December games and look to create some momentum heading into the heart of the league schedule over the next two months.
- Purdue enters the contest with an 12-1 record while Wisconsin is 10-2 overall, having won eight of its last nine games.
- The contest will be televised on the Big Ten Network with **Brandon Gaudin, Robbie Hummel** and **Andy Katz** on the call. On the radio waves, **Rob Blackman** and **Bobby Riddell** will be courtside on the 22-station Purdue Radio Network and online on the Varsity Sports Network (app). Live stats will be provided on StatBroadcast.com and updates will be provided on Purdue's official Twitter account (@BoilerBall).

THE NOTES TO KNOW

- 1) Purdue is 12-1 for just the fourth time under head coach **Matt Painter**, also reaching 11-1 (or better) in 2015-16 (13-1), 2010-11 (15-1) and 2009-10 (14-1). It marks Purdue's seventh start of 12-1 or better since the 1979-80 season.
- 2) Purdue recorded just its fourth season of being unbeaten in non-conference play since the 1939-40 campaign with a 104-90 win over Nicholls. Purdue went unbeaten in non-conference play in 2021-22 (11-0), 2009-10 (12-0), 1993-94 (12-0) and 1992-93 (9-0).
- 3) Only three teams have records of 3-0 or better in quad-1 games (Providence 5-0, **Purdue 3-0**, Baylor 3-0).
- 4) Purdue has been ranked in the AP top-3 in six straight weeks, the longest streak in America (new poll came out after completion of notes).
- 5) Since the start of the 2014-15 season, Purdue is 19-6 at Mackey Arena against nationally-ranked teams.
- 6) Purdue has scored at least 40 points in 16 of the 26 halves played this year. It has shot at least 50.0 percent from the field in 17 halves.
- 7) It will be a reunion of sorts for Purdue's **Jaden Ivey** and **Caleb Furst** and Wisconsin's **Johnny Davis**. The trio helped USA Basketball to the FIBA Under-19 World Cup title in Latvia this past July.
- 8) Both Purdue and Wisconsin are continuing impressive fall sports seasons for their respective schools. Purdue and Wisconsin are the only schools in America to have won an NCAA Volleyball match, an NCAA Women's Soccer match and their respective Bowl Game in football.
- 9) **Matt Painter** needs four wins to tie **Ward "Piggy" Lambert** (371) for second place on the Purdue career victories list. Painter also needs one Big Ten win to tie Michigan State's **Jud Heathcote** for seventh (182) on the all-time Big Ten wins list.

2021-22 PURDUE ROSTER (► denotes probable starter)

No.	Name	Yr.	Pos.	Ht.	Wt.	Hometown	GP / GS	PPG	RPG	APG	Other
0	► Mason Gillis	So.	F	6-6	230	New Castle, Ind.	9 / 1	6.6	3.1	0.6	17-17 FTs
1	Brian Waddell	Fr.	F	6-7	180	Carmel, Ind.	0 / 0	-- REDSHIRTING 2021-22 SEASON --			
2	Eric Hunter Jr.	Sr.	G	6-4	175	Indianapolis, Ind.	13 / 1	3.2	1.5	1.6	
3	Caleb Furst	Fr.	C	6-10	230	Fort Wayne, Ind.	12 / 12	6.2	5.8	0.7	BIG FOW (N22)
4	Trey Kaufman-Renn	Fr.	F	6-9	225	Sellersburg, Ind.	0 / 0	-- REDSHIRTING 2021-22 SEASON --			
5	Brandon Newman	So.	G	6-5	200	Valparaiso, Ind.	13 / 0	7.0	2.5	0.9	22 3Ps
11	► Isaiah Thompson	Jr.	G	6-1	160	Zionsville, Ind.	13 / 12	6.6	1.2	1.4	52.5 3P %
14	Jared Wulbrun	Sr.	G	5-10	180	Stanford, Calif.	7 / 0	0.3	0.1	0.0	
15	Zach Edey	So.	C	7-4	295	Toronto, Ontario	13 / 10	14.9	7.3	1.5(b)	72.8 FG %
21	Matt Frost	Jr.	F	6-5	200	Columbus, Ind.	7 / 0	0.6	0.4	0.0	
22	Chase Martin	So.	G	6-3	180	Columbia, Mo.	7 / 0	0.3	0.1	0.1	
23	► Jaden Ivey	So.	G	6-4	195	South Bend, Ind.	13 / 13	16.7	5.1	3.2	45.2 3P %
25	Ethan Morton	So.	G	6-6	215	Butler, Pa.	13 / 0	3.0	1.6	2.4	5.17 A / TO
34	Carson Barrett	So.	G	6-5	215	Lafayette, Ind.	7 / 0	0.3	0.6	0.0	
50	► Trevion Williams	Sr.	F	6-10	255	Chicago, Ill.	13 / 3	13.3	9.1	3.2	2X BIG POW
55	► Sasha Stefanovic	Sr.	G	6-5	205	Crown Point, Ind.	13 / 13	11.5	2.2	3.9	43.8 3P %

2021-22 PURDUE SCHEDULE

Date	P / O	Rank	Opponent	TV	Time/Result
N9	7 / --		Bellarmine	BTN+	W, 96-67
N12	7 / --		Indiana State	BTN	W, 92-67
N16	6 / --		Wright State	BTN	W, 96-52
N20	2	6 / 18	vs. North Carolina	ESPNNews	W, 93-84
N21	2	6 / 5	vs. Villanova	ABC	W, 80-74
N26	3 / --		Omaha	BTN+	W, 97-40
N30	3	2 / --	Florida State	ESPN	W, 93-65
D3	* 2 / RV		Iowa	BTN	W, 77-70
D9	* 1 / --		at Rutgers	BTN	L, 68-70
D12	4	1 / --	vs. North Carolina State	BTN	W, 82-72
D18	5	3 / --	vs. Butler	FOX	W, 77-48
D20	3 / --		Incarnate Word	BTN	W, 79-59
D29	3 / --		Nicholls	BTN	W, 104-90
J3	* -- / 24		Wisconsin	BTN	7 p.m.
J8	* -- / --		at Penn State	BTN	Noon
J11	* -- / RV		at Michigan	ESPN / ESPN2	9 p.m.
J14	* -- / --		Nebraska	FS1	6:30 p.m.
J17	* -- / RV		at Illinois	FOX	Noon
J20	* -- / --		at Indiana	FS1	7 p.m.
J23	* -- / --		Northwestern	BTN	1 p.m.
J27	* -- / RV		at Iowa	FS1	9 p.m.
J30	* -- / 13		Ohio State	CBS	Noon
F2	* -- / RV		at Minnesota	BTN	7 p.m.
F5	* -- / RV		Michigan	FOX	2:30 p.m.
F10	* -- / RV		Illinois	ESPN / ESPN2	9 p.m.
F13	* -- / --		Maryland	CBS	1 p.m.
F16	* -- / --		at Northwestern	BTN	9 p.m.
F20	* -- / --		Rutgers	FS1	5:30 p.m.
F26	* -- / 10		at Michigan State	ESPN / ESPN2	TBA
M1	* -- / 24		at Wisconsin	ESPN / ESPN2	9 p.m.
M5	* -- / --		Indiana	ESPN / ESPN2	TBA
M9	6	-- / --	Big Ten First Round	BTN	TBA
M10	6	-- / --	Big Ten Second Round	BTN	TBA
M11	6	-- / --	Big Ten Quarterfinals	BTN	TBA
M12	6	-- / --	Big Ten Semifinals	CBS	TBA
M13	6	-- / --	Big Ten Championship	CBS	3:30 p.m.
TBA	7	-- / --	NCAA Tournament		TBA

* Home games played at Mackey Arena in bold.

* All times Eastern and subject to change.

- 1 Denotes Big Ten Conference Game
- 2 Denotes exhibition game (West Lafayette, Ind.)
- 3 Denotes Hall of Fame Tip-off Classic (Uncasville, Conn.)
- 4 Denotes ACC / Big Ten Challenge (West Lafayette, Ind.)
- 5 Denotes Hall of Fame Invitational (Brooklyn, N.Y.)
- 6 Denotes Crossroads Classic (Indianapolis, Ind.)
- 7 Denotes Big Ten Tournament (Indianapolis, Ind.)
- 8 Denotes NCAA Tournament (TBA)

INSIDE THE NUMBERS (Through Jan. 1, 2022)

PURDUE				WISCONSIN	
NCAA Rk.	Stats	Category	Stats	NCAA Rk.	
4	87.2	Scoring Offense	70.3	219	
116	66.0	Scoring Defense	63.2	68	
8	+21.2	Scoring Margin	+7.2	129	
3	.516	FG Percentage	.404	309	
84	.402	FG Pct. Defense	.419	157	
5	.411	3-Point Percentage	.304	293	
22	10.2	3-Pointers / Game	6.8	237	
87	.738	Free Throw Percentage	.768	32	
2	+14.4	Rebound Margin	+0.2	221	
8	18.8	Assists	10.1	330	
104	12.2	Turnovers	8.3	2	
15	1.54	Assist / TO Ratio	1.22	77	
260	-1.23	Turnover Margin	+4.33	27	

#BoilerUp | @BoilerBall | PURDUESPORTS.COM

MEDIA AVAILABILITY (all times Eastern; contact Chris Forman for more information)																											
Monday January 3			Tuesday January 4			Wednesday January 5			Thursday January 6			Friday January 7			Saturday January 8			Sunday January 9									
► GAMEDAY • [24] Wisconsin • BTN • West Lafayette, Ind. • Mackey Arena • 7 p.m. ET			• Painter Radio Show (6 p.m.)			• No availability			• Coach Painter (TBA) • Student-Athletes (TBA)			• No availability			► GAMEDAY • Penn State • BTN • State College, Pa. • Bryce Jordan Center • Noon ET			• No availability									
PURDUE IN THE NATIONAL POLLS																											
		PRE.	N15	N22	N29	D6	D13	D20	D27	J3	J10	J17	J24	J31	F7	F14	F21	F28	M7	M14	Final						
AP		7	6	3	2	1	3	3	3													► Purdue has been ranked in the preseason poll in 6 of last 7 years.					
USA Today		7	7	4	2	1	4	3	3													► Purdue has been ranked in 11 straight weeks, dating to last year.					
THE SERIES WITH THE BADGERS													► PAINTER ERA WHEN RANKED NO. 3														
• Monday's contest with Wisconsin resumes Big Ten play after both teams played two games during the first week of December, with both squads winning at home and losing on the road. • The Boilermakers own a 111-72 series lead against Wisconsin, including a 42-4 mark at Mackey Arena. Wisconsin's wins came during the 1971-72, 2004-05, 2011-12 and 2013-14 seasons. Wisconsin did win its last game in Mackey Arena – defeating North Carolina in last year's NCAA Tournament first-round contest. • Monday's game will likely mark the seventh time during the Painter era both teams will be ranked entering the contest. The Boilermakers own a 4-2 series lead when both teams are ranked. • In fact, during the Painter era, either Purdue or Wisconsin has been ranked in all but five of the previous 25 games.													Date	P / Opp	Opponent	Res.	Score										
► SERIES FACTS VS. WISCONSIN													2-24-10	3 / -	at Minnesota	W	59-58										
Overall													2-28-10	3 / 14	Michigan State	L	44-53										
at Mackey Arena													1-16-18	3 / -	Wisconsin	W	78-50										
Painter vs. Wisconsin													1-20-18	3 / -	at Iowa	W	87-64										
Gard vs. Purdue													1-25-18	3 / 25	Michigan												

CAN I HELP YOU WITH THAT?

- Purdue recorded 30 assists on 35 made field goals in Wednesday's win over Nicholls, a total that ranked as the ninth-most assists in school history.
- The 30 assists are the fourth most nationally in a game this year.

Asts.	Team vs. Opponent	Date
33	Baylor vs. Nicholls	11-15-21
31	Loyola vs. Coppin State	11-9-21
31	Arizona vs. Sacramento State	11-27-21
30	Purdue vs. Nicholls	12-29-21
30	St. John's vs. Mississippi Valley State	11-9-21

- Purdue had two players (**Trevion Williams** and **Ethan Morton**) distribute at least seven assists. The last time that happened came in the NCAA Tournament second-round win over Iowa State in 2017, when **Caleb Swanigan** and **Dakota Mathias** each had seven assists.
- It is believed to be the first time in school history that two players recorded at least seven assists with no turnovers in the same game.

COUPLE QUICK NOTES ON THE OFFENSE

- Purdue is one of three teams (Purdue, Kansas, Houston) to average at least 1.00 points / possession in every game played this season.
- Purdue has scored at least 80 points in 9-of-13 games this season. Last year, it scored 80 points in just 6-of-28 games.

THE 180 RULE

- Yes, it's early, but Purdue has several players that could surpass the 180 point in terms of field goal percentage (field goal / 3-point / free throw). Purdue has long considered 180 a high mark for shooting success.

► 180 PERCENT SHOOTING

Player	FG %	3P %	FT %	Total
Mason Gillis	.548	.471	1.000	2.019
Isaiah Thompson	.510	.525	.813	1.848
Sasha Stefanovic	.436	.438	.897	1.771
Ethan Morton	.500	.500	.750	1.750
Jaden Ivey	.528	.452	.736	1.716

ELITE SHOOTING AT ALL LEVELS

- Purdue is one of five teams nationally to shoot over 50.0 percent from the field, 40.0 percent from 3-point range and 70.0 percent from the free throw line.
- Over the course of an entire season, no team has shot 50-40-75 since South Dakota State during the 2018-19 season and just five teams have done that since the 2010-11 campaign. No high-major team has done it since Villanova during the 2017-18 season.

► 50, 40, 70 SHOOTING PERCENTAGES (TEAM)

Team	FG %	3P %	FT %
Colorado State	.530	.433	.813
Purdue	.516	.411	.738
South Dakota State	.512	.440	.741
Loyola Chicago	.508	.423	.709
Davidson	.500	.424	.767

► Through games played Jan. 1, 2022.

MACKEY IS A HOUSE OF HORRORS FOR OPPONENTS

- Don't tell us Mackey Arena isn't one of the best home-court advantages in the country.
- Record since start of the 2020-21 season: 19-1 (loss to Michigan)
- Scoring Margin: +28.0 (Purdue 91.8, Opponents 63.8).
- Field Goal Percentages: Purdue .523, Opponents .386
- 3-Point Percentages: Purdue .432, Opponents .311
- Points at Free Throw Line: Purdue 147, Opponents 57
- Rebound Margin: +18.1 (Purdue 44.1, Opponents 26.0)
- Blocked Shots: Purdue 37, Opponents 10
- Consecutive sellouts (including Wisconsin): 33

HOME COURT WINNING STREAKS

- Purdue's 13-game homecourt winning streak is tied for the 14th-longest streak in the country and is the longest in the Big Ten.

► HOME COURT WINNING STREAKS (NATIONALLY)

Team	Streak
Gonzaga	W-59
Liberty	W-42
Prairie View A&M	W-35
Houston	W-33
Loyola Chicago	W-28
Baylor	W-21
Abilene Christian	W-21
Alabama	W-17
Louisiana Tech	W-17
Belmont	W-16
San Diego State	W-15
Kansas	W-15
Morehead State	W-14
Purdue	W-13
Villanova	W-13
Nicholls	W-13
Michigan State	W-10

► Through games played Jan. 1, 2022.

► BEST RECORDS AT HOME SINCE START OF 2020-21 SEASON

Team	Record	Pct.
Houston	23-0	1.000
Abilene Christian	21-0	1.000
Gonzaga	20-0	1.000
Baylor	19-0	1.000
Liberty	19-0	1.000
Loyola Chicago	19-0	1.000
Villanova	13-0	1.000
Arkansas	24-1	.960
Louisiana Tech	24-1	.960
Drake	23-1	.958
Kansas	21-1	.955
Purdue	19-1	.950
Alabama	19-1	.950
Southern Utah	19-1	.950
Iowa	22-3	.880

► Through games played Jan. 1, 2022 // Min. 10 games played.

THE RUN TRACKER

- Purdue has had big runs already this year, having 19 runs of 10-0 or greater already this year, compared to three for opponents.
- Purdue has had two runs of 20-0 or longer, posting a 29-0 run vs. Omaha and a 20-0 run vs. Nicholls.
- Purdue has had six runs longer than any run by an opponent this year.

► RUN TRACKER

Run	Purdue	Opponent
7-0	6	5
8-0	5	5
9-0	4	1
10-0	9	1
11-0	3	1
12-0	1	1
14-0	2	
16-0	1	
18-0	1	
20-0	1	
29-0	1	
TOTALS	34	14

THE DIFFERENCE IN SHOOTING

- Thanks to Purdue's offensive efficiency, the Boilermakers rank high in field goal percentage difference and 3-point percentage difference against their opponents.

► FIELD GOAL PERCENTAGE DIFFERENCE

Team	FG %	Opp. FG %	Diff.
Gonzaga	.521	.373	+.148
Indiana	.490	.350	+.140
USC	.488	.352	+.136
Rhode Island	.495	.365	+.130
Arizona	.494	.364	+.130
Colorado State	.530	.414	+.116
Purdue	.516	.402	+.114

► Through games played Jan. 1, 2022.

GET TO AND KEEP THEM OFF THE LINE

- Purdue has outscored its opponents by 107 points at the free throw line, the second-largest margin in the country.

► FREE THROWS MADE DIFFERENCE

Team	Team	Opp.	Diff.
Weber State	239	131	+108
Purdue	214	107	+107
Mississippi State	194	100	+94
Xavier	199	110	+89
Duke	164	78	+86
Providence	215	133	+82
Lipscomb	240	159	+81

► Through games played Jan. 1, 2022.

PURDUE'S BIG THREE MAKING BIG IMPACT

- Purdue's big three of **Jaden Ivey**, **Trevion Williams** and **Zach Edey** are making a huge impact this season.
- The group is averaging 44.9 points, 21.5 rebounds, 7.5 assists, 2.8 blocks and 2.8 steals per game, shooting 222-of-363 (.612).
- Over the last three games, the duo is shooting 50-of-72 (.694) from the field.

► PURDUE'S BIG THREE GAME-BY-GAME

Date	Opponent	Pts.	Rebs.	Asts.	FGs
11-9-21	Bellarmine	31	21	6	9-17
11-12-21	Indiana State	60	26	10	21-28
11-16-21	Wright State	46	31	7	18-31
11-20-21	North Carolina	51	17	9	19-34
11-21-21	Villanova	40	17	9	16-29
11-26-21	Omaha	46	18	5	18-24
11-30-21	Florida State	38	16	5	17-27
12-3-21	Iowa	38	27	5	13-29
12-9-21	Rutgers	49	18	5	19-34
12-12-21	North Carolina St.	53	26	11	22-38
12-18-21	Butler	46	22	4	18-24
12-20-21	Incarnate Word	37	22	9	16-24
12-29-21	Nicholls	49	18	13	16-24
TOTALS		584	279	98	222-363
AVERAGES		44.9	21.5	7.5	.612

DUO DOMINATES THE GLASS

- Through Thursday's games, **Zach Edey** and **Trevion Williams** rank 2nd and 5th nationally in offensive rebounding percentage.
- As a team, Purdue is sixth in offensive rebound percentage.

MORE ANALYTICS FROM KENPOM

- No. 1 in offensive efficiency.
- No. 2 in effective field goal percentage.
- No. 3 in 2-point field goal percentage.
- No. 6 in offensive rebound percentage.
- No. 15 in assists / field goals made.
- No. 22 in percentage of bench minutes.
- No. 26 in free throw attempts / field goal attempts.
- Trevion Williams** is 4th in the KenPom Player of the Year ratings.
- Zach Edey** is 6th in the KenPom Player of the Year ratings.

GAME 14 // [3] PURDUE vs. [24] WISCONSIN // JANUARY 3, 2022

BIG TEN SUCCESS UNDER PAINTER (Since 2006-07 / Painter's second year at Purdue)						2021-22 BIG TEN STANDINGS																																																																																																																							
Overall Wins	Total	Conference Wins	Total	NCAA Bids	Total	NBA Draft Picks*	Total	Team	Conf.	Pct.	Overall	Pct.	NET																																																																																																																
Michigan State	399	Michigan State	188	Michigan State	14	Michigan	14	[10] Michigan State	2-0	1.000	11-2	.846	14																																																																																																																
Ohio State	386	Wisconsin	187	Wisconsin	13	Maryland	12	[RV] Illinois	2-0	1.000	9-3	.750	17																																																																																																																
Wisconsin	383	Purdue	178	Purdue	12	Ohio State	11	[13] Ohio State	2-0	1.000	8-2	.700	19																																																																																																																
Purdue	359	Ohio State	178	Ohio State	11	Michigan State	11	Northwestern	1-0	1.000	8-2	.800	43																																																																																																																
Michigan	349	Michigan	159	Michigan	10	Indiana	10	[3] Purdue	1-1	.500	12-1	.923	9																																																																																																																
Maryland	337	Maryland	150	Maryland	8	Purdue	8	[RV] Minnesota	1-1	.500	10-1	.909	37																																																																																																																
Illinois	298	Illinois	129	Indiana	6	Iowa	5	Indiana	1-1	.500	10-2	.833	42																																																																																																																
Indiana	289	Indiana	129	Illinois	5	Wisconsin	4	[24] Wisconsin	1-1	.500	10-2	.833	32																																																																																																																
Minnesota	284	Iowa	127	Iowa	5	Illinois	2	[RV] Michigan	1-1	.500	7-5	.583	46																																																																																																																
Iowa	281	Minnesota	104	Minnesota	5	Nebraska	2	Rutgers	1-1	.500	7-5	.583	140																																																																																																																
Penn State	247	Penn State	94	Nebraska	1	Minnesota	1	Maryland	0-1	.000	8-4	.667	111																																																																																																																
Nebraska	237	Nebraska	91	Northwestern	1	Rutgers	1	[RV] Iowa	0-2	.000	10-3	.769	26																																																																																																																
Northwestern	236	Northwestern	87	Penn State	1	Northwestern	0	Penn State	0-2	.000	5-5	.500	111																																																																																																																
Rutgers	207	Rutgers	72	Rutgers	1	Penn State	0	Nebraska	0-2	.000	6-7	.462	222																																																																																																																
► Through games played Jan. 1.		► Through games played Jan. 1.		► Entering 2021-22 season.		* Since 2007 NBA Draft		► Through games played Jan. 1, 2022.																																																																																																																					
BEST SHOOTING PROGRAM IN THE COUNTRY?						BEST THING ABOUT FRESHMEN IS THEY BECOME SOPHOMORES						INSTANT PRODUCTION																																																																																																																	
• Purdue can lay claim to perhaps being the best 3-point shooting program in the country over the last few years.						• Purdue sophomores Jaden Ivey and Zach Edey have taken a massive leap this season after good freshman campaigns.						• Averaging 13, 9 and 3 is not a huge deal in itself. Doing it in under 30.0 minutes per game is a bit of a bigger deal. Doing it in 20.5 minutes per game is absurd – but that's what Trevion Williams is doing.																																																																																																																	
• Since the 2016-17 season, Purdue is one of eight teams in America to have made 1,500 trifectas and shoot at least 37.5 percent from long range.						► FRESHMEN / SOPHOMORE NUMBERS						► 13.0 PPG, 9.0 RPG, 3.0 APG IN UNDER 30.0 MPG (SINCE 92-93)																																																																																																																	
► 1,500 3PM / 37.5 3-PT. PERCENTAGE (SINCE 2016-17)						<table><tr><th>Team</th><th>PPG</th><th>RPG</th><th>APG</th><th>A/TO</th><th>F6%</th><th>3P%</th><th>FT%</th></tr><tr><td>Edey Freshman</td><td>8.7</td><td>4.4</td><td>0.4</td><td>0.36</td><td>.597</td><td>—</td><td>.714</td></tr><tr><td>Edey Sophomore</td><td>14.9</td><td>7.3</td><td>1.2</td><td>0.67</td><td>.728</td><td>—</td><td>.733</td></tr><tr><td>Ivey Freshman</td><td>11.1</td><td>3.3</td><td>1.9</td><td>1.39</td><td>.399</td><td>.258</td><td>.726</td></tr><tr><td>Ivey Sophomore</td><td>16.7</td><td>5.1</td><td>3.2</td><td>1.32</td><td>.528</td><td>.452</td><td>.736</td></tr></table>						Team	PPG	RPG	APG	A/TO	F6%	3P%	FT%	Edey Freshman	8.7	4.4	0.4	0.36	.597	—	.714	Edey Sophomore	14.9	7.3	1.2	0.67	.728	—	.733	Ivey Freshman	11.1	3.3	1.9	1.39	.399	.258	.726	Ivey Sophomore	16.7	5.1	3.2	1.32	.528	.452	.736	<table><tr><th>Year</th><th>Player (Team)</th><th>PPG</th><th>RPG</th><th>APG</th><th>MPG</th></tr><tr><td>2021-22</td><td>Trevion Williams (Purdue)</td><td>13.3</td><td>9.1</td><td>3.2</td><td>20.5</td></tr><tr><td>2021-22</td><td>Ahsan Asadullah (Lipscomb)</td><td>18.6</td><td>10.1</td><td>3.9</td><td>29.4</td></tr><tr><td>2020-21</td><td>Gaige Prim (Missouri State)</td><td>16.7</td><td>9.1</td><td>3.0</td><td>29.4</td></tr></table>		Year	Player (Team)	PPG	RPG	APG	MPG	2021-22	Trevion Williams (Purdue)	13.3	9.1	3.2	20.5	2021-22	Ahsan Asadullah (Lipscomb)	18.6	10.1	3.9	29.4	2020-21	Gaige Prim (Missouri State)	16.7	9.1	3.0	29.4																																																
Team	PPG	RPG	APG	A/TO	F6%	3P%	FT%																																																																																																																						
Edey Freshman	8.7	4.4	0.4	0.36	.597	—	.714																																																																																																																						
Edey Sophomore	14.9	7.3	1.2	0.67	.728	—	.733																																																																																																																						
Ivey Freshman	11.1	3.3	1.9	1.39	.399	.258	.726																																																																																																																						
Ivey Sophomore	16.7	5.1	3.2	1.32	.528	.452	.736																																																																																																																						
Year	Player (Team)	PPG	RPG	APG	MPG																																																																																																																								
2021-22	Trevion Williams (Purdue)	13.3	9.1	3.2	20.5																																																																																																																								
2021-22	Ahsan Asadullah (Lipscomb)	18.6	10.1	3.9	29.4																																																																																																																								
2020-21	Gaige Prim (Missouri State)	16.7	9.1	3.0	29.4																																																																																																																								
<table><tr><th>Team</th><th>3PM</th><th>3P%</th></tr><tr><td>South Dakota State</td><td>1,597</td><td>.389</td></tr><tr><td>Marquette</td><td>1,631</td><td>.386</td></tr><tr><td>Wofford</td><td>1,760</td><td>.386</td></tr><tr><td>Virginia Tech</td><td>1,514</td><td>.380</td></tr><tr><td>Purdue</td><td>1,589</td><td>.379</td></tr><tr><td>Creighton</td><td>1,701</td><td>.376</td></tr><tr><td>Colgate</td><td>1,534</td><td>.375</td></tr><tr><td>Toledo</td><td>1,600</td><td>.375</td></tr></table>						Team	3PM	3P%	South Dakota State	1,597	.389	Marquette	1,631	.386	Wofford	1,760	.386	Virginia Tech	1,514	.380	Purdue	1,589	.379	Creighton	1,701	.376	Colgate	1,534	.375	Toledo	1,600	.375	THE CENTER OF EFFICIENCY																																																																																												
Team	3PM	3P%																																																																																																																											
South Dakota State	1,597	.389																																																																																																																											
Marquette	1,631	.386																																																																																																																											
Wofford	1,760	.386																																																																																																																											
Virginia Tech	1,514	.380																																																																																																																											
Purdue	1,589	.379																																																																																																																											
Creighton	1,701	.376																																																																																																																											
Colgate	1,534	.375																																																																																																																											
Toledo	1,600	.375																																																																																																																											
► Through games played Jan. 1, 2022.						• Purdue's two-headed center monster of Zach Edey and Trevion Williams is averaging 27.9 points, 15.9 rebounds, 3.4 assists and 2.0 blocked shots per game, in 37.6 minutes per game.																																																																																																																							
• During the same time frame, Purdue has had 23 games of 14 or more 3-pointers. Among Big Ten teams, Michigan and Iowa are next with 11.						• Over the last two games, the duo has averaged 24.5 points, 17.0 rebounds and 3.5 assists in 35.0 minutes per game, shooting 22-of-28 (.786) from the field.																																																																																																																							
DOUBLE-DOUBLE TIMES 3						► PURDUE'S CENTERS OF ATTENTION																																																																																																																							
• In the win over Wright State, Purdue had three players (Zach Edey , Caleb Furst , Trevion Williams) record double-doubles. It marked the first time since Nov. 21, 1977, that three players recorded double-doubles in the same game (Walter Jordan , Wayne Walls , Joe Barry Carroll). It has now happened 19 times in school history.						<table><tr><th>Date</th><th>Opponent</th><th>Pts.</th><th>Rebs.</th><th>FGs</th><th>FTs</th></tr><tr><td>11-9-21</td><td>Bellarmine</td><td>20</td><td>16</td><td>5-6</td><td>10-12</td></tr><tr><td>11-12-21</td><td>Indiana State</td><td>33</td><td>18</td><td>11-15</td><td>10-13</td></tr><tr><td>11-16-21</td><td>Wright State</td><td>38</td><td>25</td><td>16-23</td><td>6-10</td></tr><tr><td>11-20-21</td><td>North Carolina</td><td>29</td><td>7</td><td>12-17</td><td>5-9</td></tr><tr><td>11-21-21</td><td>Villanova</td><td>30</td><td>10</td><td>13-20</td><td>4-5</td></tr><tr><td>11-26-21</td><td>Omaha</td><td>34</td><td>16</td><td>13-18</td><td>8-8</td></tr><tr><td>11-30-21</td><td>Florida State</td><td>20</td><td>10</td><td>10-16</td><td>0-1</td></tr><tr><td>12-3-21</td><td>Iowa</td><td>19</td><td>25</td><td>6-16</td><td>6-11</td></tr><tr><td>12-9-21</td><td>Rutgers</td><td>34</td><td>17</td><td>14-25</td><td>6-8</td></tr><tr><td>12-12-21</td><td>North Carolina State</td><td>31</td><td>19</td><td>14-21</td><td>3-8</td></tr><tr><td>12-18-21</td><td>Butler</td><td>24</td><td>17</td><td>11-14</td><td>2-2</td></tr><tr><td>12-20-21</td><td>Incarname Word</td><td>25</td><td>17</td><td>11-14</td><td>3-8</td></tr><tr><td>12-29-21</td><td>Nicholls</td><td>30</td><td>16</td><td>11-16</td><td>8-11</td></tr><tr><td colspan="2">TOTALS</td><td>367</td><td>213</td><td>147-221</td><td>71-106</td></tr><tr><td colspan="2">AVERAGES</td><td>28.2</td><td>16.4</td><td>.665</td><td>.670</td></tr><tr><td colspan="2">EDEY PER 40</td><td>34.0</td><td>16.7</td><td></td><td></td></tr><tr><td colspan="2">WILLIAMS PER 40</td><td>25.9</td><td>17.7</td><td></td><td></td></tr></table>						Date	Opponent	Pts.	Rebs.	FGs	FTs	11-9-21	Bellarmine	20	16	5-6	10-12	11-12-21	Indiana State	33	18	11-15	10-13	11-16-21	Wright State	38	25	16-23	6-10	11-20-21	North Carolina	29	7	12-17	5-9	11-21-21	Villanova	30	10	13-20	4-5	11-26-21	Omaha	34	16	13-18	8-8	11-30-21	Florida State	20	10	10-16	0-1	12-3-21	Iowa	19	25	6-16	6-11	12-9-21	Rutgers	34	17	14-25	6-8	12-12-21	North Carolina State	31	19	14-21	3-8	12-18-21	Butler	24	17	11-14	2-2	12-20-21	Incarname Word	25	17	11-14	3-8	12-29-21	Nicholls	30	16	11-16	8-11	TOTALS		367	213	147-221	71-106	AVERAGES		28.2	16.4	.665	.670	EDEY PER 40		34.0	16.7			WILLIAMS PER 40		25.9	17.7			► 20+ POINTS IN 20 OR FEWER MINUTES (CAREER)					
Date	Opponent	Pts.	Rebs.	FGs	FTs																																																																																																																								
11-9-21	Bellarmine	20	16	5-6	10-12																																																																																																																								
11-12-21	Indiana State	33	18	11-15	10-13																																																																																																																								
11-16-21	Wright State	38	25	16-23	6-10																																																																																																																								
11-20-21	North Carolina	29	7	12-17	5-9																																																																																																																								
11-21-21	Villanova	30	10	13-20	4-5																																																																																																																								
11-26-21	Omaha	34	16	13-18	8-8																																																																																																																								
11-30-21	Florida State	20	10	10-16	0-1																																																																																																																								
12-3-21	Iowa	19	25	6-16	6-11																																																																																																																								
12-9-21	Rutgers	34	17	14-25	6-8																																																																																																																								
12-12-21	North Carolina State	31	19	14-21	3-8																																																																																																																								
12-18-21	Butler	24	17	11-14	2-2																																																																																																																								
12-20-21	Incarname Word	25	17	11-14	3-8																																																																																																																								
12-29-21	Nicholls	30	16	11-16	8-11																																																																																																																								
TOTALS		367	213	147-221	71-106																																																																																																																								
AVERAGES		28.2	16.4	.665	.670																																																																																																																								
EDEY PER 40		34.0	16.7																																																																																																																										
WILLIAMS PER 40		25.9	17.7																																																																																																																										
20 TIMES 3						<table><tr><th>No.</th><th>Player (Team)</th><th>Years</th><th>GP</th></tr><tr><td>5</td><td>Zach Edey (Purdue)</td><td>2021-22</td><td>41</td></tr><tr><td>5</td><td>Kerem Kanter (Green Bay, Xavier)</td><td>2015-18</td><td>113</td></tr><tr><td>5</td><td>Jerrick Harding (Weber State)</td><td>2017-20</td><td>122</td></tr><tr><td>4</td><td>Jordan Washington (Iona)</td><td>2016-17</td><td>66</td></tr><tr><td>4</td><td>Nick Ward (Michigan State)</td><td>2017-19</td><td>104</td></tr><tr><td>4</td><td>Rob Marberry (W. Kentucky, Lipscomb)</td><td>2015-19</td><td>112</td></tr><tr><td>4</td><td>Luka Garza (Iowa)</td><td>2018-21</td><td>127</td></tr><tr><td>4</td><td>Andrew Rowsey (UNC Asheville, Marquette)</td><td>2015-18</td><td>130</td></tr><tr><td>4</td><td>Cameron Jackson (Wofford)</td><td>2015-19</td><td>138</td></tr><tr><td>4</td><td>Isaac Haas (Purdue)</td><td>2015-18</td><td>139</td></tr></table>						No.	Player (Team)	Years	GP	5	Zach Edey (Purdue)	2021-22	41	5	Kerem Kanter (Green Bay, Xavier)	2015-18	113	5	Jerrick Harding (Weber State)	2017-20	122	4	Jordan Washington (Iona)	2016-17	66	4	Nick Ward (Michigan State)	2017-19	104	4	Rob Marberry (W. Kentucky, Lipscomb)	2015-19	112	4	Luka Garza (Iowa)	2018-21	127	4	Andrew Rowsey (UNC Asheville, Marquette)	2015-18	130	4	Cameron Jackson (Wofford)	2015-19	138	4	Isaac Haas (Purdue)	2015-18	139	► Since the 2010-11 season.																																																																					
No.	Player (Team)	Years	GP																																																																																																																										
5	Zach Edey (Purdue)	2021-22	41																																																																																																																										
5	Kerem Kanter (Green Bay, Xavier)	2015-18	113																																																																																																																										
5	Jerrick Harding (Weber State)	2017-20	122																																																																																																																										
4	Jordan Washington (Iona)	2016-17	66																																																																																																																										
4	Nick Ward (Michigan State)	2017-19	104																																																																																																																										
4	Rob Marberry (W. Kentucky, Lipscomb)	2015-19	112																																																																																																																										
4	Luka Garza (Iowa)	2018-21	127																																																																																																																										
4	Andrew Rowsey (UNC Asheville, Marquette)	2015-18	130																																																																																																																										
4	Cameron Jackson (Wofford)	2015-19	138																																																																																																																										
4	Isaac Haas (Purdue)	2015-18	139																																																																																																																										
• In the win over North Carolina, Purdue had three players score at least 20 points in the same game for the first time since Nov. 24, 1997. Sasha Stefanovic had 23 points, Jaden Ivey had 22 points and Trevion Williams tallied 20 points.						► 20+ POINTS IN 20 OR FEWER MINUTES (SINGLE SEASON)																																																																																																																							
INSIDE MORE NUMBERS						<table><tr><th>No.</th><th>Player (Team)</th><th>Year</th><th>GP</th></tr><tr><td>4</td><td>Zach Edey (Purdue)</td><td>2022</td><td>13</td></tr><tr><td>3</td><td>Jerrick Harding (Weber State)</td><td>2020</td><td>29</td></tr><tr><td>3</td><td>Nick Smith (Belmont)</td><td>2017</td><td>30</td></tr><tr><td>3</td><td>Ivan Aurrecochea (New Mexico State)</td><td>2019</td><td>32</td></tr><tr><td>3</td><td>Jake White (Omaha)</td><td>2016</td><td>32</td></tr><tr><td>3</td><td>Shawn Long (Louisiana)</td><td>2015</td><td>34</td></tr><tr><td>3</td><td>Kerem Kanter (Xavier)</td><td>2018</td><td>35</td></tr><tr><td>3</td><td>Nick Ward (Michigan State)</td><td>2018</td><td>35</td></tr></table>						No.	Player (Team)	Year	GP	4	Zach Edey (Purdue)	2022	13	3	Jerrick Harding (Weber State)	2020	29	3	Nick Smith (Belmont)	2017	30	3	Ivan Aurrecochea (New Mexico State)	2019	32	3	Jake White (Omaha)	2016	32	3	Shawn Long (Louisiana)	2015	34	3	Kerem Kanter (Xavier)	2018	35	3	Nick Ward (Michigan State)	2018	35	► Since the 2010-11 season.																																																																													
No.	Player (Team)	Year	GP																																																																																																																										
4	Zach Edey (Purdue)	2022	13																																																																																																																										
3	Jerrick Harding (Weber State)	2020	29																																																																																																																										
3	Nick Smith (Belmont)	2017	30																																																																																																																										
3	Ivan Aurrecochea (New Mexico State)	2019	32																																																																																																																										
3	Jake White (Omaha)	2016	32																																																																																																																										
3	Shawn Long (Louisiana)	2015	34																																																																																																																										
3	Kerem Kanter (Xavier)	2018	35																																																																																																																										
3	Nick Ward (Michigan State)	2018	35																																																																																																																										
• Purdue is 131-15 since the start of the 2014-15 season when attempting more free throws than its opponents.																																																																																																																													
• Purdue is 164-7 when under Painter when holding foes to 59 or fewer points. Three of the seven losses came during the 2012-13 season.																																																																																																																													
• Purdue is 137-12 under Painter when scoring at least 80 points, including 51-2 (losses to Notre Dame and Virginia Tech in 2018-19 season) since the start of the 2017-18 season.																																																																																																																													
• Purdue is 260-50 under Painter when scoring at least 70 points.																																																																																																																													
• Purdue is 47-5 since the start of the 2017-18 season when making 10 or more 3-pointers in a game, winning 18 straight games.																																																																																																																													
• Purdue is 134-15 under Painter when winning the rebound and turnover battles in the same game.																																																																																																																													
• Purdue has won 28 straight games when shooting a higher field goal percentage than its opponent.																																																																																																																													
• Purdue has won 15 straight games when leading at halftime and since the start of the 2016-17 season, Purdue is 107-12 when leading at the intermission.																																																																																																																													
• Purdue has won 109 straght games when scoring 90 or more points, dating to Nov. 24, 1987 – a span of 12,460 days.																																																																																																																													
PURDUESPORTS.COM @BOILERBALL																																																																																																																													

RIGHT WHERE THEY LEFT OFF

- The talented sophomore class picked up right where they left off last year, averaging 46.5 points per game so far this season.
- As freshmen last year, the group accounted for 44.5 percent of Purdue's scoring, the fourth-highest percentage in America.
- So far this season, the group is accounting for 53.3 percent of scoring.

► PURDUE'S SOPHOMORES GAME-BY-GAME

Date	Opponent	P	R	A	FGs	3Ps	FTs
11-9-21	Bellarmine	46	19	9	13-29	4-14	16-20
11-12-21	Indiana State	59	21	8	21-33	4-9	13-18
11-16-21	Wright State	44	22	6	16-32	6-13	6-8
11-20-21	North Carolina	33	15	10	13-29	2-7	5-7
11-21-21	Villanova	34	18	7	13-27	3-9	5-5
11-26-21	Omaha	61	22	8	19-26	7-11	14-16
11-30-21	Florida State	49	19	8	20-36	6-15	3-4
12-3-21	Iowa	45	12	6	13-26	5-12	14-18
12-9-21	Rutgers	32	13	6	11-26	3-12	7-11
12-12-21	North Car. St.	46	19	4	16-34	3-12	11-16
12-18-21	Butler	47	27	7	15-29	7-11	10-12
12-20-21	Inc. Word	44	23	12	18-36	6-17	2-5
12-29-21	Nicholls	64	17	15	20-31	7-14	17-22
TOTALS		604	245	106	208-394	63-156	123-162
AVERAGES		46.5	18.8	8.2	.528	.404	.759

MAKING SHOTS AND THE RIGHT PLAYS

- **Sasha Stefanovic** is one of three players nationally to have made 35 or more 3-pointers, shoot 43.0 percent from deep and have 50 or more assists. Stefanovic's 3.00 assist/turnover ratio is easily the best among the trio.

► 35 3PM, 50 ASSISTS, 43.0 3-POINT PERCENTAGE

Player (Team)	3PM	ASTS	A/TO	3P%	PPG
Jamaree Bouyea (San Francisco)	38	52	1.33	.442	17.8
Joseph Girard (Syracuse)	36	57	1.46	.486	13.9
Sasha Stefanovic (Purdue)	35	51	3.00	.438	11.5

STRONG AT ALL THREE LEVELS

- **Mason Gillis** is currently a member of the 50-40-90 club, shooting those marks from the three levels. He is joined by just 10 players to shoot those percentages while averaging 6.0 points per game.

► 50-40-90 CLUB WHILE AVERAGING AT LEAST 6.0 PPG

Player (Team)	FG%	3P%	FT%	Total	PPG
Guy Ragland (Cornell)	.590	.536	1.000	2.126	7.4
Keller Boothby (Cornell)	.587	.569	.900	2.056	10.5
Shelby Adams (Texas St.)	.519	.600	.917	2.036	9.3
Robert Braswell (Charlotte)	.559	.476	1.000	2.035	9.4
Mason Gillis (Purdue)	.548	.471	1.000	2.019	6.6
Jalen Hodge (James Mad.)	.510	.500	1.000	2.010	6.6
A.J. Griffin (Duke)	.545	.448	1.000	1.993	6.7
Kim Farris (Robert Morris)	.500	.490	1.000	1.990	11.3
Alfonso Plummer (Illinois)	.500	.447	.973	1.920	17.3
Alex Arians (S. Dak. State)	.500	.483	.909	1.892	7.3
Chandler Turner (Bowl. Gr.)	.558	.400	.929	1.887	7.4

► Through games played Dec. 30, 2021.

CHARITABLE AT THE STRIPE

- **Mason Gillis** is also currently perfect from the free throw line, making all 17 of his free throw attempts. He is one of six players nationally to have shot at least 15 free throws and make them all.

► PERFECT AT THE LINE

Player (Team)	FT-A
Zeke Mayo (South Dakota State)	20-20
Juan Reyna (Alabama State)	19-19
Jalen Adaway (Saint Bonaventure)	18-18
Mason Gillis (Purdue)	17-17
Robert Braswell (Charlotte)	17-17
Francisco Farabello (TCU)	15-15

► Through games played Jan. 1, 2022.

TOP-100 WINS

- Since the 2016-17 season, Purdue owns the sixth-most wins against teams ranked in the KenPom Top 100.

► KENPOM TOP-100 WINS (Since 2016-17)

Team	2021-22	Since 2016-17	Pct.
Villanova	4-4	100-34	.746
Kansas	5-1	105-36	.745
Michigan	1-5	88-49	.642
Virginia	2-3	84-32	.724
Kentucky	2-2	82-46	.641
Purdue	4-0	80-47	.630
Duke	3-1	79-38	.675
Michigan State	5-2	79-49	.617
North Carolina	1-3	79-51	.608

► Through games played Jan. 1, 2022.

BIG-GAME GOLDS ALWAYS WORK

- Purdue has won 14 straight games when wearing its gold uniforms. Its last loss came on New Year's Day in 2017, in overtime to Minnesota 91-82.

► WINNING STREAK WHEN WEARING GOLD UNIFORMS

Date	P / O	Opponent	Result	Score
2-14-17	16 / -	Rutgers	W	74-55
12-21-17	16 / -	Tennessee State	W	97-48
1-3-18	13 / -	Rutgers	W	82-51
1-16-18	3 / -	Wisconsin	W	78-50
1-31-18	3 / -	Maryland	W	75-67
12-6-18	- / 23	Maryland	W	62-60
1-3-19	- / 25	Iowa	W	86-70
1-27-19	- / 6	Michigan State	W	73-63
2-27-19	14 / -	Illinois	W	73-56
12-4-19	- / 5	Virginia	W	69-40
1-12-20	- / 8	Michigan State	W	71-42
12-25-20	- / -	Maryland	W	73-70
2-6-21	24 / -	Northwestern	W	75-70
11-30-21	2 / -	Florida State	W	93-65

HOME SWEET HOME

- Purdue boasts one of the best homecourt advantages in not only the Big Ten, but nationally as well.

► HOME WINNING PCT. SINCE 2015-16 SEASON (Power Teams)

Team	2021-22	Since 2015-16	Pct.
Gonzaga	8-0	95-6	.941
Kansas	6-0	93-6	.939
Florida State	4-1	89-9	.908
Villanova	4-0	79-8	.908
Houston	8-0	98-10	.907
Purdue	8-0	93-10	.903
Oregon	7-2	99-11	.900

► Through games played Jan. 1, 2022.

ONE OF THE NATION'S ELITE TEAMS

- Since the start of the 2015-16 season, Purdue's 155 victories rank 13th among all Division I teams (vs. other Division I teams).

► WINS NATIONALLY SINCE 2015-16 (D-I WINS)

Team (Wins over Non-DI teams)	2016-21	2021-22	Total
Gonzaga (1)	191-22	11-2	202-24
Kansas (1)	170-40	11-1	181-41
Villanova	171-37	9-4	180-41
Virginia	159-39	8-5	167-44
Houston (1)	154-45	11-2	165-47
Duke	152-51	11-1	163-52
Oregon (3)	155-53	8-6	163-59
North Carolina (1)	152-62	9-3	161-65
Kentucky	149-55	11-2	160-57
Saint Mary's (1)	148-47	11-3	159-50
Michigan State	148-55	11-2	159-57
Michigan (2)	152-57	7-5	159-62
Purdue	143-59	12-1	155-60
Belmont (5)	143-45	9-3	152-48
Cincinnati (1)	143-50	9-4	152-54
Arizona	139-60	11-1	150-61
Florida State	142-55	7-4	149-59

► Through games played Jan. 1, 2022.

BIG WINS

- Since the start of the 2015-16 season, 30 of Purdue's 155 wins have come by 30 or more points, the fourth-highest total nationally.

► MOST 30-POINT WINS SINCE 2015-16 SEASON

No.	Team
64	Gonzaga
35	Duke
31	Houston
30	Purdue
28	Texas Tech
27	Kansas

- Since the start of the 2015-16 season, 60 of Purdue's 155 wins have come by 20 or more points, the fourth-most nationally.

► MOST 20-POINT WINS SINCE 2015-16 SEASON

No.	Team
109	Gonzaga
65	Duke
64	Houston
60	Purdue, Villanova
56	Michigan State

► Through games played Jan. 1, 2022.

POWER IN POWER CONFERENCES

- Purdue boasts the fifth-best conference record among all power-conference teams since the start of the 2016-17 season.

► CONFERENCE RECORDS AMONG POWER-CONFERENCE TEAMS

Pct.	Record	Team
.787	74-20	Virginia
.778	70-20	Kansas
.756	68-22	Villanova
.722	65-25	Kentucky
.701	68-29	Purdue
.688	64-29	Oregon
.684	67-31	Michigan State
.682	62-29	Florida State

► Through games played Jan. 1, 2022.

CHART CLIMBING WITH PAINTER

- **Matt Painter** is climbing all the charts in Big Ten play, moving up the list in overall wins and Big Ten regular-season wins. He ranks sixth on the all-time Big Ten wins list, eighth on the Big Ten regular-season wins list and sixth on the NCAA Tournament appearance list.

► NCAA TOURNAMENTS BY BIG TEN COACHES (all-time)

No.	Coach	Team	Years
24	Bob Knight	Indiana	1972-00
23	Tom Izzo	Michigan State	1996-p.
17	Gene Keady	Purdue	1981-05
15	Bo Ryan	Wisconsin	2002-16
12	Matt Painter	Purdue	2006-p.

► OVERALL WINS BY BIG TEN COACHES (when in the Big Ten)

No.	Coach	Team	Years
659	Bob Knight	Indiana	1972-00
654	Tom Izzo	Michigan State	1996-p.
512	Gene Keady	Purdue	1981-05
421	Lou Henson	Illinois	1976-96
371	Piggy Lambert	Purdue	1917-46
367	Matt Painter	Purdue	2006-p.

► REGULAR-SEASON BIG TEN WINS

No.	Coach	Team	Years
353	Bob Knight	Indiana	1972-00
314	Tom Izzo	Michigan State	1996-p.
265	Gene Keady	Purdue	1981-05
228	Piggy Lambert	Purdue	1917-46
214	Lou Henson	Illinois	1976-96
210	Branch McCracken	Indiana	1939-65
182	Jud Heathcote	Michigan State	1977-95
181	Matt Painter	Purdue	2006-p.

► Through games played Jan. 1, 2022.

MACKEY ARENA INFORMATION							INSIDE THE NUMBERS AT MACKEY ARENA																																																																																																																																																																																																																																																																																																																									
First Game: Dec. 2, 1967 Games: 812 Sellouts: 411 Pct. of Sellouts: 411 / 812 (.506) Overall Record: 667-145 (.821) Non-Conference: 308-38 (.890) Big Ten: 359-107 (.770) Painter: 230-41 (.849) Non-Con: 117-9 (.929) BIG: 113-32 (.779) Total Attendance (Avg.): 10,639,759 (13,103) Unbeaten Seasons: 3 (1968-69, 2010-11, 2018-19)							MACKEY ARENA STREAKS • Overall winning streak: 13 (Jan. 22, 2021 vs. [7] Michigan) • Non-conf. winning streak: 14 (Nov. 9, 2019 vs. Texas) • Big Ten winning streak: 6 (Jan. 22, 2021 vs. [7] Michigan)																																																																																																																																																																																																																																																																																																																									
MACKEY ARENA HOME RECORD <table> <tr> <th>Year</th><th>Overall</th><th>Pct.</th><th>B10</th><th>Pct.</th><th>Attn.</th><th>Avg.</th></tr> <tr><td>1967-68</td><td>11-2</td><td>.846</td><td>7-0</td><td>1.000</td><td>180,102</td><td>13,854</td></tr> <tr><td>1968-69</td><td>11-0</td><td>1.000</td><td>7-0</td><td>1.000</td><td>155,298</td><td>14,118</td></tr> <tr><td>1969-70</td><td>11-1</td><td>.917</td><td>6-1</td><td>.857</td><td>169,674</td><td>14,123</td></tr> <tr><td>1970-71</td><td>9-4</td><td>.692</td><td>5-2</td><td>.714</td><td>175,240</td><td>13,480</td></tr> <tr><td>1971-72</td><td>8-4</td><td>.667</td><td>3-4</td><td>.429</td><td>164,412</td><td>13,701</td></tr> <tr><td>1972-73</td><td>10-2</td><td>.833</td><td>5-2</td><td>.714</td><td>154,788</td><td>12,899</td></tr> <tr><td>1973-74</td><td>12-2</td><td>.857</td><td>7-0</td><td>1.000</td><td>174,244</td><td>12,446</td></tr> <tr><td>1974-75</td><td>11-1</td><td>.917</td><td>8-1</td><td>.889</td><td>164,448</td><td>13,704</td></tr> <tr><td>1975-76</td><td>8-5</td><td>.615</td><td>6-3</td><td>.667</td><td>169,390</td><td>13,030</td></tr> <tr><td>1976-77</td><td>11-3</td><td>.786</td><td>8-1</td><td>.889</td><td>192,738</td><td>13,767</td></tr> <tr><td>1977-78</td><td>11-1</td><td>.917</td><td>9-0</td><td>1.000</td><td>159,300</td><td>13,275</td></tr> <tr><td>1978-79</td><td>15-2</td><td>.882</td><td>8-1</td><td>.889</td><td>231,795</td><td>13,635</td></tr> <tr><td>1979-80</td><td>15-2</td><td>.882</td><td>8-1</td><td>.889</td><td>234,345</td><td>13,785</td></tr> <tr><td>1980-81</td><td>12-3</td><td>.800</td><td>6-3</td><td>.667</td><td>197,910</td><td>13,194</td></tr> <tr><td>1981-82</td><td>12-4</td><td>.750</td><td>6-3</td><td>.667</td><td>213,040</td><td>13,315</td></tr> <tr><td>1982-83</td><td>13-1</td><td>.929</td><td>8-1</td><td>.889</td><td>188,608</td><td>13,472</td></tr> <tr><td>1983-84</td><td>12-1</td><td>.923</td><td>8-1</td><td>.889</td><td>173,147</td><td>13,319</td></tr> <tr><td>1984-85</td><td>12-4</td><td>.750</td><td>6-3</td><td>.667</td><td>202,784</td><td>12,674</td></tr> <tr><td>1985-86</td><td>13-2</td><td>.867</td><td>7-2</td><td>.778</td><td>200,085</td><td>13,339</td></tr> <tr><td>1986-87</td><td>12-1</td><td>.923</td><td>8-1</td><td>.889</td><td>183,599</td><td>14,123</td></tr> <tr><td>1987-88</td><td>15-1</td><td>.938</td><td>9-0</td><td>1.000</td><td>218,384</td><td>13,649</td></tr> <tr><td>1988-89</td><td>11-3</td><td>.786</td><td>6-3</td><td>.667</td><td>197,722</td><td>14,123</td></tr> <tr><td>1989-90</td><td>12-1</td><td>.923</td><td>8-1</td><td>.889</td><td>180,843</td><td>13,911</td></tr> <tr><td>1990-91</td><td>11-5</td><td>.688</td><td>6-3</td><td>.667</td><td>223,664</td><td>13,979</td></tr> <tr><td>1991-92</td><td>13-5</td><td>.722</td><td>5-4</td><td>.556</td><td>242,370</td><td>13,465</td></tr> <tr><td>1992-93</td><td>9-5</td><td>.643</td><td>4-5</td><td>.444</td><td>197,722</td><td>14,123</td></tr> <tr><td>1993-94</td><td>13-1</td><td>.929</td><td>8-1</td><td>.889</td><td>197,722</td><td>14,123</td></tr> <tr><td>1994-95</td><td>12-1</td><td>.923</td><td>8-1</td><td>.889</td><td>183,599</td><td>14,123</td></tr> <tr><td>1995-96</td><td>13-1</td><td>.929</td><td>8-1</td><td>.889</td><td>197,722</td><td>14,123</td></tr> <tr><td>1996-97</td><td>11-3</td><td>.786</td><td>7-2</td><td>.778</td><td>196,770</td><td>14,055</td></tr> <tr><td>1997-98</td><td>13-1</td><td>.929</td><td>7-1</td><td>.875</td><td>197,722</td><td>14,123</td></tr> <tr><td>1998-99</td><td>12-4</td><td>.750</td><td>4-4</td><td>.500</td><td>225,968</td><td>14,123</td></tr> <tr><td>1999-00</td><td>12-2</td><td>.857</td><td>7-1</td><td>.875</td><td>194,152</td><td>13,868</td></tr> <tr><td>2000-01</td><td>11-7</td><td>.611</td><td>4-4</td><td>.500</td><td>215,244</td><td>11,958</td></tr> <tr><td>2001-02</td><td>11-4</td><td>.733</td><td>5-3</td><td>.625</td><td>178,020</td><td>11,868</td></tr> <tr><td>2002-03</td><td>14-1</td><td>.933</td><td>7-1</td><td>.875</td><td>158,280</td><td>10,552</td></tr> <tr><td>2003-04</td><td>9-5</td><td>.643</td><td>4-4</td><td>.500</td><td>163,814</td><td>11,701</td></tr> <tr><td>2004-05</td><td>6-9</td><td>.400</td><td>3-5</td><td>.375</td><td>175,215</td><td>11,681</td></tr> <tr><td>2005-06</td><td>9-5</td><td>.643</td><td>3-5</td><td>.375</td><td>149,618</td><td>11,687</td></tr> <tr><td>2006-07</td><td>16-1</td><td>.941</td><td>7-1</td><td>.875</td><td>199,733</td><td>10,749</td></tr> <tr><td>2007-08</td><td>16-1</td><td>.941</td><td>9-0</td><td>1.000</td><td>209,865</td><td>12,345</td></tr> <tr><td>2008-09</td><td>15-3</td><td>.833</td><td>7-2</td><td>.778</td><td>246,744</td><td>13,708</td></tr> <tr><td>2009-10</td><td>14-2</td><td>.875</td><td>7-2</td><td>.778</td><td>218,896</td><td>13,681</td></tr> <tr><td>2010-11</td><td>16-0</td><td>1.000</td><td>9-0</td><td>1.000</td><td>222,659</td><td>13,916</td></tr> <tr><td>2011-12</td><td>13-4</td><td>.765</td><td>5-4</td><td>.556</</td></tr></table>	Year	Overall	Pct.	B10	Pct.	Attn.	Avg.	1967-68	11-2	.846	7-0	1.000	180,102	13,854	1968-69	11-0	1.000	7-0	1.000	155,298	14,118	1969-70	11-1	.917	6-1	.857	169,674	14,123	1970-71	9-4	.692	5-2	.714	175,240	13,480	1971-72	8-4	.667	3-4	.429	164,412	13,701	1972-73	10-2	.833	5-2	.714	154,788	12,899	1973-74	12-2	.857	7-0	1.000	174,244	12,446	1974-75	11-1	.917	8-1	.889	164,448	13,704	1975-76	8-5	.615	6-3	.667	169,390	13,030	1976-77	11-3	.786	8-1	.889	192,738	13,767	1977-78	11-1	.917	9-0	1.000	159,300	13,275	1978-79	15-2	.882	8-1	.889	231,795	13,635	1979-80	15-2	.882	8-1	.889	234,345	13,785	1980-81	12-3	.800	6-3	.667	197,910	13,194	1981-82	12-4	.750	6-3	.667	213,040	13,315	1982-83	13-1	.929	8-1	.889	188,608	13,472	1983-84	12-1	.923	8-1	.889	173,147	13,319	1984-85	12-4	.750	6-3	.667	202,784	12,674	1985-86	13-2	.867	7-2	.778	200,085	13,339	1986-87	12-1	.923	8-1	.889	183,599	14,123	1987-88	15-1	.938	9-0	1.000	218,384	13,649	1988-89	11-3	.786	6-3	.667	197,722	14,123	1989-90	12-1	.923	8-1	.889	180,843	13,911	1990-91	11-5	.688	6-3	.667	223,664	13,979	1991-92	13-5	.722	5-4	.556	242,370	13,465	1992-93	9-5	.643	4-5	.444	197,722	14,123	1993-94	13-1	.929	8-1	.889	197,722	14,123	1994-95	12-1	.923	8-1	.889	183,599	14,123	1995-96	13-1	.929	8-1	.889	197,722	14,123	1996-97	11-3	.786	7-2	.778	196,770	14,055	1997-98	13-1	.929	7-1	.875	197,722	14,123	1998-99	12-4	.750	4-4	.500	225,968	14,123	1999-00	12-2	.857	7-1	.875	194,152	13,868	2000-01	11-7	.611	4-4	.500	215,244	11,958	2001-02	11-4	.733	5-3	.625	178,020	11,868	2002-03	14-1	.933	7-1	.875	158,280	10,552	2003-04	9-5	.643	4-4	.500	163,814	11,701	2004-05	6-9	.400	3-5	.375	175,215	11,681	2005-06	9-5	.643	3-5	.375	149,618	11,687	2006-07	16-1	.941	7-1	.875	199,733	10,749	2007-08	16-1	.941	9-0	1.000	209,865	12,345	2008-09	15-3	.833	7-2	.778	246,744	13,708	2009-10	14-2	.875	7-2	.778	218,896	13,681	2010-11	16-0	1.000	9-0	1.000	222,659	13,916	2011-12	13-4	.765	5-4	.556</
Year	Overall	Pct.	B10	Pct.	Attn.	Avg.																																																																																																																																																																																																																																																																																																																										
1967-68	11-2	.846	7-0	1.000	180,102	13,854																																																																																																																																																																																																																																																																																																																										
1968-69	11-0	1.000	7-0	1.000	155,298	14,118																																																																																																																																																																																																																																																																																																																										
1969-70	11-1	.917	6-1	.857	169,674	14,123																																																																																																																																																																																																																																																																																																																										
1970-71	9-4	.692	5-2	.714	175,240	13,480																																																																																																																																																																																																																																																																																																																										
1971-72	8-4	.667	3-4	.429	164,412	13,701																																																																																																																																																																																																																																																																																																																										
1972-73	10-2	.833	5-2	.714	154,788	12,899																																																																																																																																																																																																																																																																																																																										
1973-74	12-2	.857	7-0	1.000	174,244	12,446																																																																																																																																																																																																																																																																																																																										
1974-75	11-1	.917	8-1	.889	164,448	13,704																																																																																																																																																																																																																																																																																																																										
1975-76	8-5	.615	6-3	.667	169,390	13,030																																																																																																																																																																																																																																																																																																																										
1976-77	11-3	.786	8-1	.889	192,738	13,767																																																																																																																																																																																																																																																																																																																										
1977-78	11-1	.917	9-0	1.000	159,300	13,275																																																																																																																																																																																																																																																																																																																										
1978-79	15-2	.882	8-1	.889	231,795	13,635																																																																																																																																																																																																																																																																																																																										
1979-80	15-2	.882	8-1	.889	234,345	13,785																																																																																																																																																																																																																																																																																																																										
1980-81	12-3	.800	6-3	.667	197,910	13,194																																																																																																																																																																																																																																																																																																																										
1981-82	12-4	.750	6-3	.667	213,040	13,315																																																																																																																																																																																																																																																																																																																										
1982-83	13-1	.929	8-1	.889	188,608	13,472																																																																																																																																																																																																																																																																																																																										
1983-84	12-1	.923	8-1	.889	173,147	13,319																																																																																																																																																																																																																																																																																																																										
1984-85	12-4	.750	6-3	.667	202,784	12,674																																																																																																																																																																																																																																																																																																																										
1985-86	13-2	.867	7-2	.778	200,085	13,339																																																																																																																																																																																																																																																																																																																										
1986-87	12-1	.923	8-1	.889	183,599	14,123																																																																																																																																																																																																																																																																																																																										
1987-88	15-1	.938	9-0	1.000	218,384	13,649																																																																																																																																																																																																																																																																																																																										
1988-89	11-3	.786	6-3	.667	197,722	14,123																																																																																																																																																																																																																																																																																																																										
1989-90	12-1	.923	8-1	.889	180,843	13,911																																																																																																																																																																																																																																																																																																																										
1990-91	11-5	.688	6-3	.667	223,664	13,979																																																																																																																																																																																																																																																																																																																										
1991-92	13-5	.722	5-4	.556	242,370	13,465																																																																																																																																																																																																																																																																																																																										
1992-93	9-5	.643	4-5	.444	197,722	14,123																																																																																																																																																																																																																																																																																																																										
1993-94	13-1	.929	8-1	.889	197,722	14,123																																																																																																																																																																																																																																																																																																																										
1994-95	12-1	.923	8-1	.889	183,599	14,123																																																																																																																																																																																																																																																																																																																										
1995-96	13-1	.929	8-1	.889	197,722	14,123																																																																																																																																																																																																																																																																																																																										
1996-97	11-3	.786	7-2	.778	196,770	14,055																																																																																																																																																																																																																																																																																																																										
1997-98	13-1	.929	7-1	.875	197,722	14,123																																																																																																																																																																																																																																																																																																																										
1998-99	12-4	.750	4-4	.500	225,968	14,123																																																																																																																																																																																																																																																																																																																										
1999-00	12-2	.857	7-1	.875	194,152	13,868																																																																																																																																																																																																																																																																																																																										
2000-01	11-7	.611	4-4	.500	215,244	11,958																																																																																																																																																																																																																																																																																																																										
2001-02	11-4	.733	5-3	.625	178,020	11,868																																																																																																																																																																																																																																																																																																																										
2002-03	14-1	.933	7-1	.875	158,280	10,552																																																																																																																																																																																																																																																																																																																										
2003-04	9-5	.643	4-4	.500	163,814	11,701																																																																																																																																																																																																																																																																																																																										
2004-05	6-9	.400	3-5	.375	175,215	11,681																																																																																																																																																																																																																																																																																																																										
2005-06	9-5	.643	3-5	.375	149,618	11,687																																																																																																																																																																																																																																																																																																																										
2006-07	16-1	.941	7-1	.875	199,733	10,749																																																																																																																																																																																																																																																																																																																										
2007-08	16-1	.941	9-0	1.000	209,865	12,345																																																																																																																																																																																																																																																																																																																										
2008-09	15-3	.833	7-2	.778	246,744	13,708																																																																																																																																																																																																																																																																																																																										
2009-10	14-2	.875	7-2	.778	218,896	13,681																																																																																																																																																																																																																																																																																																																										
2010-11	16-0	1.000	9-0	1.000	222,659	13,916																																																																																																																																																																																																																																																																																																																										
2011-12	13-4	.765	5-4	.556</																																																																																																																																																																																																																																																																																																																												

HEAD COACH MATT PAINTER

- **Record at Purdue:** 367-185 (.665) / 17th year | **Career Record:** 392-190 (.674) / 18th year
- With five Sweet 16 appearances, 12 NCAA Tournament berths, three Big Ten regular-season championships, a Big Ten Tournament title, an Elite Eight and an international gold medal on his résumé, 17th-year head coach Matt Painter is widely regarded as one of the brightest young minds in all of college basketball.
 - He was voted by his peers as the NABC National Coach of the Year after leading a team that started with a 6-5 record to the 2019 Elite Eight.
 - Painter was named the 2019 Big Ten Coach of the Year and has led Purdue to six straight NCAA Tournaments – the seventh-longest active streak in America. Included in that stretch are Sweet 16 appearances (and beyond) in three of the last four tournaments.
 - Painter affirmed his long-term commitment to Purdue in October of 2018, agreeing to a two-year extension that will keep him in West Lafayette through at least the 2023-24 season. The deal features five, one-year extensions that go into effect through the 2028-29 season. Following the 2029 season, Painter will still only be 58 years old.
 - Painter enters the 2021-22 season third on the school's all-time wins list (355) behind legendary mentors, Gene Keady and Ward "Piggy" Lambert, both of whom have been inducted into the College Basketball Hall of Fame.
 - Has averaged almost 23 wins a season in his 16 years at Purdue. If you don't include the first transitional year (9-19 record), the average balloons to 24.0 wins per year over the last 15 seasons.
 - Has won at least 25 games in nine of his 17 seasons as a collegiate head coach.
 - Painter's four Big Ten Coach of the Year honors are the third most in league history (**Gene Keady - 7; Bobby Knight - 5; Bo Ryan - 4**).
 - Painter has averaged 11.3 wins per year in conference play, the fifth-best average in Big Ten Conference history.
 - Painter's 12 NCAA Tournament appearances in the last 14 events are the eighth most in the country.
 - Coach Painter's 13 NCAA Tournaments are the most for a coach nationally under the age of 55 (as of April 1, 2022 – Painter is 51 years old).
 - Purdue has finished first or second in Big Ten play in seven of Painter's last 14 years.
 - Has had 68 Academic All-Big Ten honorees in his 16 previous years at Purdue.
 - Lastly, the five winningest classes in school history have come during the Painter era (2019, 2018, 2012, 2011, 2010).

YEAR-BY-YEAR COACHING RECORD

Year	School	Overall	Pct.	Conf.	Pct.	Postseason
2003-04	Southern Illinois	25-5	.833	17-1	.944	NCAA (0-1)
2005-06	Purdue	9-19	.321	3-13	.188	
2006-07	Purdue	22-12	.647	9-7	.563	NCAA (1-1)
2007-08	Purdue	25-9	.735	15-3	.833	NCAA (1-1)
2008-09	Purdue	27-10	.730	11-7	.611	NCAA (2-1)
2009-10	Purdue	29-6	.829	14-4	.778	NCAA (2-1)
2010-11	Purdue	26-8	.765	14-4	.778	NCAA (1-1)
2011-12	Purdue	22-13	.629	10-8	.556	NCAA (1-1)
2012-13	Purdue	16-18	.471	8-10	.444	CBI (1-1)
2013-14	Purdue	15-17	.469	5-13	.278	
2014-15	Purdue	21-13	.618	12-6	.667	NCAA (0-1)
2015-16	Purdue	26-9	.743	12-6	.667	NCAA (0-1)
2016-17	Purdue	27-8	.771	14-4	.778	NCAA (2-1)
2017-18	Purdue	30-7	.811	15-3	.833	NCAA (2-1)
2018-19	Purdue	26-10	.722	16-4	.800	NCAA (3-1)
2019-20	Purdue	16-15	.516	9-11	.450	
2020-21	Purdue	18-10	.643	13-6	.684	NCAA (0-1)
2021-22	Purdue	12-1	.923	1-1	.500	
Southern Illinois (1)		25-5	.833	17-1	.944	1 NCAA (0-1)
Purdue (17th)		367-185	.665	181-110	.622	12 NCAA (15-12)
Career (18th)		392-190	.674	198-111	.641	13 NCAA (15-13)
Postseason Record		28-29	.491			
MVC Tournament		1-1	.500			
Big Ten Tournament		11-14	.458			
NCAA Tournament		15-13	.536			
CBI Invitational		1-1	.500			

MISCELLANEOUS

MILESTONE VICTORIES

Win	Score	Opponent	Date
1	67-62	Wyoming	11-22-03
26	82-75	Wofford (1st win at Purdue)	11-19-05
50	62-38	Michigan State	2-7-07
100	49-45	Iowa	2-14-09
150	82-69	Northwestern	12-31-10
200	89-73	Minnesota	3-9-13
225	72-68	Minnesota (200th win at Purdue)	12-31-14
250	61-55	Wisconsin	12-29-15
300	86-61	IUPUI	12-10-17
325	84-46	Robert Morris (300th win at Purdue)	11-23-18
350	59-56	[20] VCU	11-29-19
375	75-70	Northwestern (350th win at Purdue)	2-6-21

PAINTER'S HOME RECORD AT PURDUE

Year	Non-Conf.	Big Ten	Overall
2005-06	6-0	3-5	9-5
2006-07	9-0	7-1	16-1
2007-08	7-1	9-0	16-1
2008-09	8-1	7-2	15-3
2009-10	7-0	7-2	14-2
2010-11	7-0	9-0	16-0
2011-12	8-0	5-4	13-4
2012-13	7-3	5-4	12-7
2013-14	8-0	4-5	12-5
2014-15	6-2	8-1	14-3
2015-16	9-0	8-1	17-1
2016-17	7-1	8-1	15-2
2017-18	8-0	8-1	16-1
2018-19	5-0	10-0	15-0
2019-20	5-1	6-4	11-5
2020-21	3-0	8-1	11-1
2021-22	7-0	1-0	7-0
TOTALS	117-9 (.929)	113-32 (.779)	230-41 (.849)

ABOUT HEAD COACH MATT PAINTER

Born	Aug. 27, 1970
Hometown	Muncie, Indiana
High School	Delta High School
Degree	Purdue (1993); sociology
Master's	Eastern Illinois (1998); athletics administration

COACHING EXPERIENCE

Years	School, Position
1993-94	Wash. & Jefferson, asst. coach
1994-95	Barton College, asst. coach
1995-98	Eastern Illinois, asst. coach
1998-03	Southern Illinois, asst. coach
2003-04	Southern Illinois, head coach
2004-05	Purdue, associate head coach
2006-pres.	Purdue, head coach

PLAYING EXPERIENCE

Years	
1990-93	Purdue (Honorable mention All-Big Ten, 1993)

COACHING HONORS

2004	Missouri Valley Coach of the Year
2004	District V Coach of the Year (USBWA)
2008	Big Ten Coach of the Year
2008	District V Coach of the Year (USBWA)
2008	District 10 Coach of the Year (NABC)
2010	Big Ten Coach of the Year
2010	District V Coach of the Year (USBWA)
2010	District 7 Coach of the Year (NABC)
2011	Big Ten Coach of the Year
2011	District V Coach of the Year (USBWA)
2011	District 7 Coach of the Year (NABC)
2017	District V Coach of the Year (USBWA)
2019	NABC National Coach of the Year
2019	Big Ten Coach of the Year
2019	District V Coach of the Year (USBWA)
2019	District 7 Coach of the Year (NABC)

COACHING TREE

• Greg Gary	Mercer (head coach)
• Steve Lutz	Texas A&M - Corpus Christi (head coach)
• Cuonzo Martin	Missouri (head coach)
• Jack Owens	Miami, Ohio (head coach)
• Micah Shrewsberry	Penn State (head coach)
• Spike Albrecht	Purdue (graduate assistant)
• Dru Anthrop	Los Angeles Lakers (video coordinator)
• Joey Brooks	Cal State Fullerton (assistant coach)
• D.J. Byrd	Mercer (assistant coach)
• Tarrance Crump	DePaul (director of player development)
• Grady Eifert	Penn State (video coordinator)
• Johnny Hill	Idaho (assistant coach)
• Kenneth Lowe	Miami, Ohio (assistant coach)
• Tommy Luce	Purdue (graduate assistant)
• Cowan Olinger	Miami, Ohio (director of operations)
• Rick Ray	Colorado (assistant coach)
• J.R. Reynolds	Miami, Ohio (assistant coach)
• Ryne Smith	Mercer (director of operations)
• P.J. Thompson	Purdue (director of player development)

NBA DRAFT PICKS UNDER PAINTER

2007	Carl Landry, 31st to Seattle
2011	JaJuan Johnson, 27th to Boston via New Jersey
2011	E'Twaun Moore, 55th overall to Boston
2012	Robbie Hummel, 58th to Minnesota
2016	A.J. Hammons, 46th to Dallas
2017	Caleb Swanigan, 26th to Portland
2018	Vince Edwards, 52nd to Houston via Utah
2019	Carsen Edwards, 33rd to Boston via Philadelphia

ALL-AMERICANS UNDER PAINTER

2010	Robbie Hummel, 2nd (NABC) / HM (AP)
2010	E'Twaun Moore, HM (AP)
2011	JaJuan Johnson, Consensus
2011	E'Twaun Moore, 3rd (NABC) / HM (AP)
2012	Robbie Hummel, HM (AP)
2016	A.J. Hammons, HM (AP)
2017	Caleb Swanigan, Consensus
2018	Carsen Edwards, 2nd (NABC) / 3rd (Sporting News)
2018	Isaac Haas, HM (AP)
2019	Carsen Edwards, Consensus (2nd team)
2021	Trevion Williams, HM (AP)

GAME 14 // [3] PURDUE vs. [24] WISCONSIN // JANUARY 3, 2022

WINS OVER TOP-25 TEAMS (56)				PAINTER AMONG THE NATION'S BEST						
Date	Opponent	Site	Score	WINS PER SEASON IN BIG TEN PLAY						
2-11-06	[22] Michigan	Home	84-70	Avg.	Coach	School	Wins	Years		
11-29-06	[25] Virginia	Home	61-59	12.3	Bo Ryan	Wisconsin	172	2002-15		
2-15-07	[24] Indiana	Home	81-68	12.2	Bob Knight	Indiana	353	1972-00		
12-15-07	[22] Louisville	Indianapolis, Ind.	67-59	12.0	Tom Izzo	Michigan State	310	1996-pres.		
1-26-08	[11] Wisconsin	Home	60-56	11.5	Thad Matta	Ohio State	150	2005-17		
2-9-08	[8] Wisconsin	Away	72-67	11.3	Matt Painter	Purdue	180	2006-pres.		
2-12-08	[10] Michigan State	Home	60-54	10.6	Gene Keady	Purdue	265	1981-05		
12-20-08	[22] Davidson	Indianapolis, Ind.	76-58	* - Minimum 100 wins. / Through 2020-21 season.						
1-22-09	[21] Minnesota	Away	70-62	ACTIVE BIG TEN COACHES TO WIN A CHAMPIONSHIP						
2-17-09	[6] Michigan State	Home	72-54	Coach	School		RS	Tourn.		
3-21-09	[15] Washington	Portland, Ore. (NCAA)	76-74	Tom Izzo	Michigan State		10	6		
11-23-09	[9] Tennessee	St. Thomas, US Virgin Islands	73-72	Matt Painter	Purdue		3	1		
1-1-10	[6] West Virginia	Home	77-62	Greg Gard	Wisconsin		1			
1-28-10	[16] Wisconsin	Home	60-57	Juwan Howard	Michigan		1			
2-9-10	[10] Michigan State	Away	76-64	Mark Turgeon	Maryland		1			
2-17-10	[9] Ohio State	Away	60-57	NCAA TOURNAMENTS BY BIG TEN COACHES						
3-21-10	[23] Texas A&M	Spokane, Wash. (NCAA)	63-61 -	App.	Coach	Current School	Total Yrs.			
1-22-11	[17] Michigan State	Home	86-76	23	Tom Izzo	Michigan State	26			
1-29-11	[16] Minnesota	Home	73-61	13	Matt Painter	Purdue	17			
2-16-11	[10] Wisconsin	Home	70-62	10	Mark Turgeon	Maryland	21			
2-20-11	[2] Ohio State	Home	76-63	10	Fran McCaffery	Iowa	25			
2-25-12	[11] Michigan	Away	75-61	6	Chris Holtmann	Ohio State	10			
3-16-12	[24] Saint Mary's	Omaha, Neb. (NCAA)	72-69	5	Brad Underwood	Illinois	8			
1-2-13	[11] Illinois	Home	68-61	4	Greg Gard	Wisconsin	6			
3-3-13	[17] Wisconsin	Away	69-56	4	Fred Hoiberg	Nebraska	7			
1-24-15	[25] Iowa	Home	67-63	2	Steve Pikiell	Rutgers	16			
1-28-15	[22] Indiana	Home	83-67	1	Juwan Howard	Michigan	2			
2-4-15	[20] Ohio State	Home	60-58	1	Chris Collins	Northwestern	8			
2-6-16	[8] Michigan State	Home	82-81 -	0	Ben Johnson	Minnesota	0			
2-27-16	[10] Maryland	Home	83-79	0	Micah Shrewsberry	Penn State	0			
12-17-16	[21] Notre Dame	Indianapolis, Ind.	86-81	0	Mike Woodson	Indiana	0			
1-8-17	[13] Wisconsin	Home	66-55	► While coaching at all schools. / Through 2020-21 season.						
2-1-17	[25] Northwestern	Home	80-59	WINS AT PURDUE						
2-4-17	[17] Maryland	Away	73-72	Coach	Yrs.	Gms.	W	L	Pct.	
3-18-17	[17] Iowa State	Milwaukee, Wis. (NCAA)	80-76	Gene Keady	25	782	512	270	.655	
11-24-17	[2] Arizona	Paradise Island, Bahamas	89-64	Ward Lambert	29	523	371	152	.709	
11-28-17	[17] Louisville	Home	66-57	Matt Painter	17th	552	367	185	.665	
1-25-18	[25] Michigan	Home	92-88	GAMES COACHED AT PURDUE						
12-6-18	[23] Maryland	Home	62-60	Coach	Yrs.	Gms.	W	L	Pct.	
1-3-19	[25] Iowa	Home	86-70	Gene Keady	25	782	512	270	.655	
1-19-19	[25] Indiana	Home	70-55	Matt Painter	17th	552	367	185	.665	
1-27-19	[6] Michigan State	Home	73-63	Ward Lambert	29	523	371	152	.709	
3-23-19	[23] Villanova	Hartford, Conn. (NCAA)	87-61							
3-28-19	[6] Tennessee	Louisville, Ky. (NCAA)	99-94 -							
11-29-19	[20] VCU	Destin, Fla.	59-56							
12-4-19	[5] Virginia	Home	69-40							
1-12-20	[8] Michigan State	Home	71-42							
2-5-20	[17] Iowa	Home	104-68							
3-3-20	[18] Iowa	Away	77-68							
12-16-20	[20] Ohio State	Home	67-60							
1-8-21	[23] Michigan State	Away	55-54							
1-19-21	[15] Ohio State	Away	67-65							
1-30-21	[21] Minnesota	Home	81-62							
3-2-21	[25] Wisconsin	Home	73-69							
11-20-21	[18] North Carolina	Uncasville, Conn.	93-84							
11-21-21	[5] Villanova	Uncasville, Conn.	80-74							
Most wins vs. ranked team:		Michigan State - 8								
Best record (min. 4 games):		Wisconsin (7-7; .500)								
Worst record (min. 4 games):		Ohio State (4-12; .250)								

NCAA DIVISION I ACTIVE WINS LIST (55 or younger)					
Wins	Coach	School	Age	Years	
414	Mick Cronin	UCLA	50	19th	
404	Scott Drew	Baylor	51	20th	
392	Matt Painter	Purdue	51	18th	
377	Brad Brownell	Clemson	53	20th	
375	Travis Ford	Saint Louis	52	22nd	
371	Tony Bennett	Virginia	52	16th	
► Through games played Dec. 29, 2021.					
► Min. 5 years as a D-I coach // age as of April 1, 2022.					
MOST APPEARANCES IN NCAA TOURNAMENT*					
NCAAs	S-16s	Coach	School	Age*	Yrs.*
35	25	Mike Krzyzewski	Duke	75	47th
35	20	Jim Boeheim	Syracuse	77	46th
25	7	Rick Barnes	Tennessee	67	35th
25	9	Bob Huggins	West Virginia	68	37th
23	14	Tom Izzo	Michigan State	67	27th
22	13	Bill Self	Kansas	59	29th
21	10	Mark Few	Gonzaga	59	23rd
20	15	John Calipari	Kentucky	63	30th
18	9	Tubby Smith	High Point	70	31st
17	7	Jay Wright	Villanova	60	28th
15	5	Dana Altman	Oregon	63	34th
14	3	Mike Brey	Notre Dame	63	27th
13	5	Matt Painter	Purdue	51	18th
12	4	Bruce Weber	Kansas State	65	24th
12	2	Mick Cronin	UCLA	50	19th
► Active coaches (through 2020-21 season).					
* Age as of May 1, 2022.					

PURDUE RECORD BREAKDOWN																
Year	Overall	Big Ten	Non-Con.*	B1G Tour.	NCAAs	Home	Road	Neutral	vs. Top-25	Unranked	Nov.	Dec.	Jan.	Feb.	March	Longest W Streak
2005-06	9-19	3-13	6-5	0-1	0-0	9-5	0-11	0-3	1-7	8-12	2-2	4-3	1-7	2-4	0-3	3 (Dec. 17-28)
2006-07	22-12	9-7	11-3	1-1	1-1	16-1	2-7	4-4	2-7	20-5	5-1	6-2	3-5	5-2	3-2	6 (Nov. 21-Dec. 9)
2007-08	25-9	15-3	9-4	0-1	1-1	16-1	6-5	3-3	4-4	21-5	3-1	6-3	7-1	6-1	3-3	11 (Jan. 12-Feb. 16)
2008-09	27-10	11-7	11-2	3-0	2-1	15-3	5-5	7-2	4-5	23-5	5-1	6-2	6-1	5-3	5-3	6 (Two Times)
2009-10	29-6	14-4	12-0	1-1	2-1	14-2	8-2	7-2	6-3	23-3	5-0	7-0	6-3	6-1	5-2	14 (Nov. 13-Jan. 5)
2010-11	26-8	14-4	11-2	0-1	1-1	16-0	7-5	3-3	4-2	22-6	5-1	8-0	5-3	6-1	2-3	10 (Dec. 1-Jan. 9)
2011-12	22-13	10-8	10-3	1-1	1-1	13-4	5-5	4-4	2-10	20-3	7-1	5-2	3-4	5-3	2-3	4 (Nov. 11-18)
2012-13	16-18	8-10	8-7*	0-1	0-0	12-7	4-7	0-4	2-8	14-10	3-3	3-3	5-4	2-5	3-3	3 (Two Times)
2013-14	15-17	5-13	10-3	0-1	0-0	12-5	2-8	1-4	0-9	15-8	5-2	5-2	3-4	2-5	0-4	5 (Nov. 8-24)
2014-15	21-13	12-6	8-5	1-1	0-1	14-3	4-6	3-4	3-4	18-9	5-1	4-4	5-3	5-1	2-4	4 (Two Times)
2015-16	26-9	12-6	12-1	2-1	0-1	17-1	5-5	4-3	2-5	24-4	6-0	7-1	6-3	3-3	4-2	11 (Nov. 13-Dec. 12)
2016-17	27-8	14-4	11-2	0-1	2-1	15-2	6-4	6-2	5-3	22-5	5-2	7-0	5-3	7-1	3-2	7 (Dec. 3-28)
2017-18	30-7	15-3	11-2	2-1	2-1	16-1	8-2	6-4	3-4	27-3	6-2	7-0	9-0	4-3	4-2	19 (Nov. 24-Feb. 3)
2018-19	26-10	16-4	7-4	0-1	3-1	15-0	6-6	5-4	6-6	20-4	5-2	3-3	7-1	6-1	5-3	8 (Jan. 11-Feb. 9)
2019-20	16-15	9-11	7-4	CANC.	CANC.	11-5	4-8	1-2	5-6	11-9	4-3	4-2	3-5	4-4	1-1	3 (Twice)
2020-21	18-10	13-6	5-2	0-1	0-1	11-1	5-6	2-3	5-5	13-5	1-1	6-3	5-2	4-2	2-2	5 (Feb. 16-March 6)
2021-22	12-1	1-1	11-0			8-0	0-1	4-0	2-0	10-1	7-0	5-1				8 (Nov. 9-Dec. 3)
TOTALS	367-185	181-110	160-49	11-14	15-12	230-41	77-93	60-51	56-88	311-97	79-23	93-31	79-49	72-40	44-42	19 games
PCT.	.665	.622	.766	.440	.556	.849	.453	.541	.389	.762	.775	.750	.617	.643	.512	
STREAK	W-4	L-1	W-13	L-3	L-2	W-13	L-1	W-4	W-2	W-4	W-7	W-4	W-1	W-3	L-2	

* - Denotes regular-season non-conference play. Does not include postseason opponents, except for the 2013 CBI (1-1).

2021-22 RESULTS / LEADERS

Overall Record: 12-1	Home: 8-0	Away: 0-1	Neutral: 4-0
Big Ten Record: 1-1	Home: 1-0	Away: 0-1	

Date	P / O	Opponent	W/L	Score	High Scorer	High Rebounds	High Assists	High Steals	High Blocks	Attend.	
Nov. 9		Bellarmine	W	96-67	Stefanovic (23)	Edey, Furst (9)	Thompson (4)	Morton (4)	Three Players (1)	14,804	
Nov. 12		Indiana State	W	92-67	Ivey (27)	Edey (10)	Ivey, Stefanovic (4)	Ivey, Morton (2)	Williams (4)	14,804	
Nov. 16		Wright State	W	96-52	Williams (20)	Williams (13)	Hunter Jr. (4)	Edey, Williams (2)	Edey, Morton (2)	14,804	
Nov. 20	1	6 / 18	vs. North Carolina	W	93-84	Stefanovic (23)	Ivey (10)	Stefanovic (8)	Hunter Jr., Ivey (2)	9,176	
Nov. 21	1	6 / 5	vs. Villanova	W	80-74	Edey (21)	Ivey (7)	Ivey (7)	Williams (3)	Ivey (1)	9,100
Nov. 26		3 / -	Omaha	W	97-40	Edey (20)	Williams (10)	Stefanovic (5)	Ivey (2)	Edey (3)	14,804
Nov. 30	2	2 / -	Florida State	W	93-65	Ivey (18)	Four Players (6)	Stefanovic (8)	Five Players (1)	Furst, Ivey (2)	14,804
Dec. 3	*	2 / -	Iowa	W	77-70	Ivey (19)	Williams (18)	Williams (3)	Ivey (2)	Edey, Gillis (1)	14,804
Dec. 9	*	1 / -	at Rutgers	L	68-70	Williams (21)	Williams (11)	Ivey (3)	Ivey (3)	Edey, Gillis (1)	8,000
Dec. 12	3	1 / -	vs. North Carolina St.	W	82-72	Williams (22)	Williams (12)	Williams (9)	Three Players (2)	Williams (4)	7,124
Dec. 18	4	3 / -	vs. Butler	W	77-48	Ivey (22)	Edey (11)	Morton, Stefanovic (3)	Four Players (1)	Edey (2)	17,905
Dec. 20		3 / -	Incarate Word	W	79-59	Edey (13)	Edey (9)	Three Players (4)	Newman, Stefanovic (2)	Three Players (1)	14,804
Dec. 29		3 / -	Nicholls	W	104-90	Edey (21)	Williams (11)	Williams (8)	Three Players (1)	Edey, Gillis (2)	14,804

Jan. 3	*	Wisconsin
Jan. 8	*	at Penn State
Jan. 11	*	at Michigan
Jan. 14	*	Nebraska
Jan. 17	*	at Illinois
Jan. 20	*	at Indiana
Jan. 23	*	Northwestern
Jan. 26	*	at Iowa
Jan. 30	*	Ohio State
Feb. 2	*	at Minnesota
Feb. 5	*	Michigan
Feb. 10	*	Illinois
Feb. 13	*	Maryland
Feb. 16	*	at Northwestern
Feb. 20	*	Rutgers
Feb. 26	*	at Michigan State
March 1	*	at Wisconsin
March 5	*	Indiana
March 9-13	5	Big Ten Tournament

- * Denotes Big Ten Conference game
- 1 Denotes Basketball Hall of Fame Tipoff Classic (Uncasville, Conn.)
- 2 Denotes Big Ten / ACC Challenge (West Lafayette, Ind.)
- 3 Denotes Basketball Hall of Fame Invitational (Brooklyn, N.Y.)
- 4 Denotes Crossroads Classic (Indianapolis, Ind.)
- 5 Denotes Big Ten Tournament (Indianapolis, Ind.)

2021-22 ATTENDANCE TOTALS

OVERALL					BIG TEN CONFERENCE GAMES				
Site	Games	Totals	Avg.	High	Site	Games	Totals	Avg.	High
Home	8	118,432	14,804	14,804 (Eight Times)	Home	1	14,804	14,804	14,804 vs. Iowa (12-3-21)
Away	1	8,000	8,000	8,000 at Rutgers (12-9-21)	Away	1	8,000	8,000	8,000 at Rutgers (12-9-21)
Neutral	4	43,305	10,826	17,905 vs. Butler (12-18-21)					
Totals	13	169,737	13,056	17,905 vs. Butler (12-18-21)	Totals	2	22,804	11,402	14,804 vs. Iowa (12-3-21)

2021-22 MARGINS OF VICTORY

[illegible]

LARGEST LEADS / DEFICITS

WHEN LEADING		WHEN TRAILING	
Largest Margin of Victory	57 (97-40) vs. Omaha (11-26-21)	Largest Margin of Defeat	2 (68-70) vs. Rutgers (12-9-21)
Largest Overall Lead	58 (93-35; 4:39 2nd) vs. Omaha (11-26-21)	Largest Overall Deficit	13 (41-54; 9:10 2nd) vs. North Carolina State (12-12-21)
Largest Halftime Lead	35 (52-17) vs. Omaha (11-26-21)	Largest Halftime Deficit	4 (27-31) vs. North Carolina State (12-12-21)
Largest Lead in a Loss	10 (57-47; 8:34 2nd) vs. Rutgers (12-9-21)	Largest Deficit Overcome in a Win	13 (41-54; 9:10 2nd) vs. North Carolina State (12-12-21)
Largest Halftime Lead in a Loss	—	Largest Halftime Deficit in a Win	4 (27-31) vs. North Carolina State (12-12-21)
Largest Purdue Run	29 vs. Omaha (11-26-21)	Largest Opponent Run	12 by Rutgers (12-9-21)

2021-22 OVERALL STATISTICS

Game Records

Record	Overall	Home	Away	Neutral
ALL GAMES	12-1	8-0	0-1	4-0
CONFERENCE	1-1	1-0	0-1	0-0
NON-CONFERENCE	11-0	7-0	0-0	4-0

Score by Periods

Team	1st	2nd	OT	TOT
Purdue	564	554	16	1134
Opponents	378	474	6	858

Team Box Score

No.	Player				Total		3-Point		F-Throw		Rebounds											
		GP-GS	MIN	AVG	FG-FGA	FG%	3FG-3FGA	3FG%	FT-FTA	FT%	OFF	DEF	TOT	AVG	PF	DQ	A	TO	BLK	STL	PTS	AVG
23	IVEY, Jaden	13-13	367:29	28.3	75-142	.528	28-62	.452	39-53	.736	5	61	66	5.1	23	0	41	31	7	17	217	16.7
15	EDEY, Zach	13-10	227:58	17.5	75-103	.728	0-0	.000	44-60	.733	36	59	95	7.3	22	0	16	24	19	5	194	14.9
50	WILLIAMS, Trevion	13-3	267:06	20.5	72-118	.610	2-6	.333	27-46	.587	40	78	118	9.1	27	0	41	27	11	15	173	13.3
55	STEFANOVIC, Sasha	13-13	339:06	26.1	44-101	.436	35-80	.438	26-29	.897	1	28	29	2.2	20	0	51	17	0	5	149	11.5
5	NEWMAN, Brandon	13-0	198:21	15.3	26-80	.325	22-65	.338	17-20	.850	2	30	32	2.5	16	1	12	8	3	5	91	7.0
11	THOMPSON, Isaiah	13-12	249:48	19.2	26-51	.510	21-40	.525	13-16	.813	5	10	15	1.2	15	0	18	7	0	3	86	6.6
0	GILLIS, Mason	9-1	155:04	17.2	17-31	.548	8-17	.471	17-17	1.000	11	17	28	3.1	17	0	5	2	5	1	59	6.6
3	FURST, Caleb	12-12	261:48	21.8	27-50	.540	5-15	.333	15-22	.682	25	44	69	5.8	12	0	8	13	8	3	74	6.2
2	HUNTER JR., Eric	13-1	272:33	21.0	15-43	.349	6-23	.261	6-11	.545	9	11	20	1.5	11	0	21	16	1	8	42	3.2
25	MORTON, Ethan	13-0	222:27	17.1	14-28	.500	5-10	.500	6-8	.750	3	18	21	1.6	13	0	31	6	2	9	39	3.0
21	FROST, Matt	7-0	15:07	2.2	1-5	.200	0-0	.000	2-2	1.000	3	0	3	0.4	2	0	0	0	0	1	4	0.6
34	BARRETT, Carson	7-0	17:06	2.4	1-5	.200	0-2	.000	0-1	.000	2	2	4	0.6	2	0	0	3	0	0	2	0.3
22	MARTIN, Chase	7-0	15:33	2.2	1-5	.200	0-0	.000	0-3	.000	0	1	1	0.1	3	0	1	2	0	1	2	0.3
14	WULBRUN, Jared	7-0	15:33	2.2	0-2	.000	0-1	.000	2-2	1.000	0	1	1	0.1	0	0	0	0	0	0	2	0.3
Team											18	22	40					3				
Total		13	2625		394-764	.516	132-321	.411	214-290	.738	160	382	542	41.7	183	1	245	159	56	73	1134	87.2
Opponents		13	2654		319-793	.402	113-348	.325	107-156	.686	114	241	355	27.3	258	8	167	143	24	70	858	66.0

Team Statistics

	PURDUE	OPP
Scoring	1134	858
Points per game	87.2	66.0
Scoring margin	+21.2	-
Field goals-att	394-764	319-793
Field goal pct	.516	.402
3 point fg-att	132-321	113-348
3-point FG pct	.411	.325
3-pt FG made per game	10.2	8.7
Free throws-att	214-290	107-156
Free throw pct	.738	.686
F-Throws made per game	16.5	8.2
Rebounds	542	355
Rebounds per game	41.7	27.3
Rebounding margin	+14.4	-
Assists	245	167
Assists per game	18.8	12.8
Turnovers	159	143
Turnovers per game	12.2	11.0
Turnover margin	-1.2	-
Assist/turnover ratio	1.5	1.2
Steals	73	70
Steals per game	5.6	5.4
Blocks	56	24
Blocks per game	4.3	1.8
Winning streak	4	-
Home win streak	8	-
Attendance	118432	0
Home games-Avg/Game	8-14804	1-0
Neutral site-Avg/Game	-	4-9045

Team Results

Date	Opponent		Score	Att.
11/09/2021	Bellarmino	W	96-67	14804
11/12/2021	Indiana St.	W	92-67	14804
11/16/2021	Wright St.	W	96-52	14804
11/20/2021	vs North Carolina	W	93-84	9176
11/21/2021	vs Villanova	W	80-74	9100
11/26/2021	Omaha	W	97-40	14804
11/30/2021	Florida St.	W	93-65	14804
12/03/2021	Iowa	W	77-70	14804
12/09/2021	at Rutgers	L	68-70	0
12/12/2021	vs NC State	Wot	82-72	0
12/18/2021	vs Butler	W	77-48	17905
12/20/2021	Incarnate Word	W	79-59	14804
12/29/2021	Nicholls St.	W	104-90	14804

2021-22 BIG TEN CONFERENCE STATISTICS

Game Records

Record	Overall	Home	Away	Neutral
ALL GAMES	1-1	1-0	0-1	0-0
CONFERENCE	1-1	1-0	0-1	0-0
NON-CONFERENCE	0-0	0-0	0-0	0-0

Score by Periods

Team	1st	2nd	OT	TOT
Purdue	74	71	0	145
Opponents	62	78	0	140

Team Box Score

No.	Player				Total		3-Point		F-Throw		Rebounds											
		GP-GS	MIN	AVG	FG-FGA	FG%	3FG-3FGA	3FG%	FT-FTA	FT%	OFF	DEF	TOT	AVG	PF	DQ	A	TO	BLK	STL	PTS	AVG
50	WILLIAMS, Trevion	2-0	47:01	23.5	13-29	.448	1-2	.500	7-11	.636	7	22	29	14.5	5	0	4	3	0	2	34	17.0
23	IVEY, Jaden	2-2	63:40	31.8	12-22	.545	3-10	.300	7-11	.636	0	3	3	1.5	6	0	5	4	0	5	34	17.0
15	EDEY, Zach	2-2	32:51	16.4	7-12	.583	0-0	.000	5-8	.625	5	8	13	6.5	5	0	1	6	2	1	19	9.5
55	STEFANOVIC, Sasha	2-2	57:48	28.9	5-16	.313	3-10	.300	4-5	.800	0	3	3	1.5	6	0	4	2	0	0	17	8.5
0	GILLIS, Mason	2-0	29:38	14.8	2-4	.500	2-3	.667	6-6	1.000	1	3	4	2.0	5	0	1	1	2	0	12	6.0
2	HUNTER JR., Eric	2-0	50:35	25.3	3-10	.300	3-7	.429	1-2	.500	1	2	3	1.5	1	0	3	5	0	2	10	5.0
5	NEWMAN, Brandon	2-0	26:00	13.0	2-10	.200	2-9	.222	2-2	1.000	1	1	2	1.0	2	0	2	3	0	2	8	4.0
11	THOMPSON, Isaiah	2-2	29:53	14.9	0-2	.000	0-2	.000	5-6	.833	1	2	3	1.5	1	0	1	1	0	0	5	2.5
25	MORTON, Ethan	2-0	32:24	16.2	1-4	.250	1-2	.500	1-2	.500	2	1	3	1.5	1	0	3	0	0	0	4	2.0
3	FURST, Caleb	2-2	30:10	15.1	1-2	.500	0-0	.000	0-0	.000	3	4	7	3.5	3	0	0	2	0	1	2	1.0
Team											3	4	7					2				
Total		2	400		46-111	.414	15-45	.333	38-53	.717	24	53	77	38.5	35	0	24	29	4	13	145	72.5
Opponents		2	400		50-110	.455	12-35	.343	28-40	.700	11	46	57	28.5	48	1	30	25	2	14	140	70.0


Team Statistics

	PURDUE	OPP
Scoring	145	140
Points per game	72.5	70.0
Scoring margin	+2.5	-
Field goals-att	46-111	50-110
Field goal pct	.414	.455
3 point fg-att	15-45	12-35
3-point FG pct	.333	.343
3-pt FG made per game	7.5	6.0
Free throws-att	38-53	28-40
Free throw pct	.717	.700
F-Throws made per game	19.0	14.0
Rebounds	77	57
Rebounds per game	38.5	28.5
Rebounding margin	+10.0	-
Assists	24	30
Assists per game	12.0	15.0
Turnovers	29	25
Turnovers per game	14.5	12.5
Turnover margin	-2.0	-
Assist/turnover ratio	0.8	1.2
Steals	13	14
Steals per game	6.5	7.0
Blocks	4	2
Blocks per game	2.0	1.0
Winning streak	0	-
Home win streak	1	-
Attendance	14804	0
Home games-Avg/Game	1-14804	1-0
Neutral site-Avg/Game	-	0-0

Team Results

Date	Opponent		Score	Att.
12/03/2021	Iowa	W	77-70	14804
12/09/2021	at Rutgers	L	68-70	0

GAME 14 // [3] PURDUE vs. [24] WISCONSIN // JANUARY 3, 2022



Official Basketball Box Score - Final
Nicholls St. at Purdue
12/29/21 Mackey Arena, West Lafayette
2021-22 Men's Basketball

Game Time: 5:00 PM
Game Duration: 2:09
Attendance: 14,804

Officials: LaMont Simpson, Steve McJunkins, King Whetstone

Nicholls St. - 90			Record: 8-6															
				FG	3P	FT	Rebounds			Fouls		TP	AS	TO	ST	Blocks		+/-
NO.	Name		Min	M-A	M-A	M-A	OR	DR	TOT	PF	FD					BS	BA	
22	Manny Littles	F	27:57	5-6	0-0	0-2	5	6	11	4	3	10	1	1	0	0	0	1
35	Ryghe Lyons	C	27:21	8-15	3-3	1-1	3	4	7	5	2	20	3	1	1	3	1	-17
0	Ty Gordon	G	38:19	10-20	9-15	0-0	1	1	2	1	1	29	5	3	0	0	2	-19
5	Pierce Spencer	G	20:40	2-7	1-4	0-0	0	2	2	3	0	5	3	1	0	0	1	-6
11	Latrell Jones	G	30:44	7-14	2-5	2-4	1	3	4	4	5	18	2	2	2	0	2	1
4	Caleb Huffman		08:45	0-3	0-3	0-0	0	1	1	2	1	0	1	1	0	0	0	-12
10	Ryan Maxwell		10:48	0-1	0-0	0-0	0	0	0	2	0	0	0	1	1	0	0	-7
13	Mekhi Collins		12:59	2-2	0-0	1-2	1	0	1	3	1	5	0	0	0	1	0	-4
21	Jalen White		09:31	0-2	0-2	0-0	0	1	1	0	0	0	0	0	0	0	0	-9
2	Tyrease Terrell		12:56	1-3	1-3	0-0	0	0	0	3	0	3	3	0	0	0	0	2
Team							3	0	3			0			0			
Totals				35-73	16-35	4-9	14	18	32	27	13	90	18	10	4	4	6	-14

Shooting By Period		
1 st	FG%	14-37 37.8%
	3PT%	8-20 40.0%
	FT%	0-2 0%
2 nd	FG%	21-36 58.3%
	3PT%	8-15 53.3%
	FT%	4-7 57.1%
GM	FG%	35-73 47.9%
	3PT%	16-35 45.7%
	FT%	4-9 44.4%

Dead Ball Rebounds: 2, 0

Purdue - 104						Record: 12-1											
NO. Name		Min	FG M-A	3P M-A	FT M-A	Rebounds			Fouls		TP	AS	TO	ST	Blocks		+/-
						OR	DR	TOT	PF	FD					BS	BA	
0	Mason Gillis	F 17:56	3-4	2-3	2-2	0	4	4	2	2	10	1	1	0	2	0	-2
50	Trevion Williams	F 22:29	4-8	0-0	1-2	3	8	11	1	2	9	8	0	1	1	3	6
11	Isaiah Thompson	G 21:27	5-7	3-5	2-2	0	2	2	2	1	15	1	0	0	0	0	10
23	Jaden Ivey	G 29:18	5-9	3-6	6-8	0	2	2	1	6	19	1	4	0	1	0	15
55	Sasha Stefanovic	G 25:26	5-11	4-9	0-0	1	1	2	0	2	14	4	3	1	0	0	20
2	Eric Hunter Jr.	17:31	1-2	0-1	0-1	2	1	3	0	2	2	2	0	0	0	0	10
15	Zach Edey	16:29	7-8	0-0	7-9	2	3	5	2	9	21	4	0	1	2	0	14
25	Ethan Morton	22:04	3-5	0-1	1-1	0	2	2	2	1	7	7	0	0	0	0	16
5	Brandon Newman	22:08	2-5	2-4	1-2	1	3	4	1	2	7	2	0	0	0	0	5
34	Carson Barrett	02:06	0-0	0-0	0-0	0	0	0	1	0	0	0	0	0	0	0	-6
14	Jared Wulbrun	01:02	0-0	0-0	0-0	0	0	0	0	0	0	0	0	0	0	0	-6
21	Matt Frost	01:02	0-1	0-0	0-0	0	0	0	1	0	0	0	0	0	0	1	-6
22	Chase Martin	01:02	0-1	0-0	0-0	0	0	0	0	0	0	0	0	0	0	0	-6
Team						0	1	1			0			0			
Totals			35-61	14-29	20-27	9	27	36	13	27	104	30	8	3	6	4	14

Technical Fouls::NONE

Technical Fouls::NONE

Shooting By Period		
1 st	FG%	17-29 58.6%
	3PT%	11-19 57.9%
	FT%	10-14 71.4%
2 nd	FG%	18-32 56.3%
	3PT%	3-10 30.0%
	FT%	10-13 76.9%
GM	FG%	35-61 57.4%
	3PT%	14-29 48.3%
	FT%	20-27 74.1%

Dead Ball Rebounds: 6, 0

	NIC	PUR	Points from	NIC	PUR	Period by Period Scoring			
Biggest lead	6 (1 st 13:27)	22 (1 st 5:17)	Turnovers	11	16		1st	2nd	TOT
Best Scoring Run	6(1 st 13:27)	20(1 st 9:31)	Paint	34	42	NIC	36	54	90
Lead Changes	6		Second Chance	24	6		PUR	55	49
Times Tied	2		Fast Breaks	4	5				
Time with Lead	02:55	35:45	Bench	8	37				

GAME 14 // [3] PURDUE vs. [24] WISCONSIN // JANUARY 3, 2022

2021-22 GAME-BY-GAME COMPARISON																			
Team	W/L	FG-FGA	Pct.	3P-3PA	Pct.	FT-FTA	Pct.	O-D	Reb.	PF	A	TO	B	S	1st	2nd	OT	Pts.	PPP
[7] Purdue	W	28-56	.500	16-36	.444	24-29	.828	15-27	42	13	21	13	3	7	50	46		96	1.43
Bellarmine		24-59	.407	12-35	.343	7-8	.875	7-25	22	20	15	10	1	5	37	30		67	1.00
[7] Purdue	W	31-58	.534	8-20	.400	22-32	.688	12-30	42	14	19	12	8	6	51	41		92	1.26
Indiana State		25-64	.391	6-26	.231	11-14	.786	10-21	31	25	14	12	0	4	30	37		67	0.92
[6] Purdue	W	35-67	.522	11-28	.393	15-21	.714	19-37	56	15	18	17	4	9	51	45		96	1.28
Wright State		18-59	.305	5-26	.192	11-14	.786	6-17	23	17	8	15	0	6	17	35		52	0.69
[6] Purdue	W	34-61	.557	10-23	.435	15-22	.682	4-27	31	16	21	9	2	6	41	52		93	1.21
[18] North Carolina		31-69	.449	12-29	.414	10-12	.833	12-25	37	20	13	14	5	3	35	49		84	1.09
[6] Purdue	W	29-55	.527	10-23	.435	12-14	.857	12-26	38	18	17	11	1	4	31	49		80	1.33
[5] Villanova		26-58	.448	13-34	.382	9-17	.529	10-16	26	15	15	4	2	4	33	41		74	1.23
[3] Purdue	W	34-59	.576	9-17	.529	20-24	.833	14-39	53	6	19	12	6	4	52	45		97	1.45
Omaha		17-63	.270	5-28	.179	1-2	.500	8-14	22	14	8	9	2	6	17	23		40	0.60
[2] Purdue	W	35-59	.593	12-25	.480	11-14	.786	10-26	36	8	23	13	5	5	48	45		93	1.37
Florida State		26-63	.413	8-24	.333	5-6	.833	11-14	25	17	12	13	1	7	32	33		65	0.96
[2] Purdue	W	21-50	.420	8-19	.421	27-37	.730	8-34	42	18	14	17	2	5	39	38		77	1.01
Iowa		25-62	.403	5-21	.238	15-22	.682	6-24	30	29	12	9	0	6	26	44		70	0.92
[1] Purdue	L	25-61	.410	7-26	.269	11-16	.688	16-19	35	17	10	11	2	8	35	33		68	1.05
Rutgers		25-48	.521	7-14	.500	13-18	.722	5-22	27	19	18	15	2	7	36	34		70	1.08
[1] Purdue	W	30-60	.500	5-21	.238	17-25	.680	11-32	43	16	18	14	9	6	27	39	16	82	1.09
North Carolina State		26-62	.419	8-21	.381	12-15	.800	7-23	30	24	10	13	3	7	31	35	6	72	0.96
[3] Purdue	W	27-51	.529	11-22	.500	12-14	.857	11-31	42	15	17	10	5	4	39	38		77	1.33
Butler		19-59	.322	4-28	.143	6-14	.429	13-14	27	15	10	7	2	5	21	27		48	0.83
[3] Purdue	W	30-66	.455	11-32	.344	8-15	.533	19-27	46	14	18	11	3	6	45	34		79	1.23
Incarnate Word		22-54	.407	12-27	.444	3-5	.600	5-18	23	17	14	11	2	5	27	32		59	0.92
[3] Purdue	W	35-61	.574	14-29	.483	20-27	.741	9-27	36	13	30	8	3	6	55	49		104	1.42
Nicholls		35-73	.479	16-35	.457	4-9	.444	14-18	32	27	18	10	4	4	36	54		90	1.23

MISCELLANEOUS SINGLE-GAME INFORMATION

Date	Opponent	Biggest Lead		Lead Chang.	Ties	[---Time In the Lead---]			Biggest Run		Paint	Off TO	2nd-ch.	Bench	Starters	Fr.	So.	Jr.	Sr.
		PU	Opp.			PU	Opp.	Tied	PU	Opp.									
Nov. 9	Bellarmine	36	3	1	1	37:15	1:25	1:20	11	9	22-20	14-11	13-6	29-22	67-45	2	46	15	33
Nov. 12	Indiana State	30	5	1	1	36:43	2:02	1:15	16	10	42-36	21-14	13-2	21-30	71-37	12	59	4	17
Nov. 16	Wright State	49	3	1	0	38:42	0:50	0:28	14	6	46-16	22-15	31-3	44-7	52-45	14	44	4	34
Nov. 20	[18] North Carolina	13	1	2	1	39:08	0:16	0:36	10	7	42-18	19-10	5-21	28-14	65-70	8	33	3	49
Nov. 21	[5] Villanova	10	11	6	5	18:55	17:54	3:11	9	8	38-18	4-10	16-11	15-17	65-57	12	34	12	22
Nov. 26	Omaha	58	1	2	0	39:18	0:26	0:16	29	5	48-16	8-9	19-8	49-14	48-26	7	61	6	23
Nov. 30	Florida State	28	0	0	2	38:18	0:00	1:42	12	7	38-26	12-25	18-15	31-16	62-49	9	49	12	23
Dec. 3	Iowa	19	1	2	1	35:38	2:17	2:05	7	11	26-34	8-20	10-4	37-29	40-41	2	45	5	25
Dec. 9	Rutgers	10	7	6	5	19:29	16:32	3:59	11	12	36-28	16-4	22-4	31-5	37-65	0	32	0	36
Dec. 12	North Carolina State	10	13	1	2	4:45	38:33	1:42	7	8	50-34	14-19	14-9	39-9	43-63	0	46	0	36
Dec. 18	Butler	36	2	1	1	38:25	0:21	1:14	12	6	26-26	6-8	12-6	25-6	52-42	6	47	6	18
Dec. 20	Incarnate Word	30	6	1	2	35:54	1:52	2:14	10	7	38-12	20-19	20-5	37-20	42-39	2	44	10	23
Dec. 29	Nicholls	22	6	6	2	35:45	2:55	1:20	20	6	42-34	16-11	6-24	37-8	67-82	0	64	15	25
Jan. 3	Wisconsin																		
Jan. 8	Penn State																		
Jan. 11	Michigan																		
Jan. 14	Nebraska																		
Jan. 17	Illinois																		
Jan. 20	Indiana																		
Jan. 23	Northwestern																		
Jan. 27	Iowa																		
Jan. 30	Ohio State																		
Feb. 2	Minnesota																		
Feb. 5	Michigan																		
Feb. 10	Illinois																		
Feb. 13	Maryland																		
Feb. 16	Northwestern																		
Feb. 20	Rutgers																		
Feb. 26	Michigan State																		
Mar. 1	Wisconsin																		
Mar. 5	Indiana																		
Mar. 9-13	Big Ten Tournament																		
PURDUE TOTALS		58							29		494	180	199	423	711	74	614	92	364
PURDUE AVERAGES											38.0	13.8	15.3	32.5	54.7	5.7	47.2	7.1	28.0
OPPONENT TOTALS		13							12		318	175	118	197	661				
OPPONENT AVERAGES											24.5	13.5	9.1	15.2	50.8				

POINTS-REBOUNDS-ASSISTS (starters in underline>

Date	Opponent	Result	#0 Gillis	#2 Hunter	#3 Furst	#5 Newman	#11 Thomps.	#14 Wulbrun	#15 Edey	#21 Frost	#22 Martin	#23 Ivey	#25 Morton	#34 Barrett	#50 Williams	#55 Stefanovic
Nov. 9	Bellarmine	W, 96-67	DNP	6-1-1	<u>2-9-1</u>	14-1-3	<u>15-1-4</u>	0-1-0	<u>16-9-0</u>	0-0-0	0-0-0	<u>11-5-3</u>	5-4-3	0-0-0	4-7-3	<u>23-2-3</u>
Nov. 12	Indiana State	W, 92-67	DNP	0-1-3	<u>12-8-0</u>	8-1-0	<u>4-1-1</u>	0-0-0	<u>22-10-3</u>	0-0-0	0-0-0	<u>27-8-4</u>	2-1-1	0-1-0	11-8-3	<u>6-1-4</u>
Nov. 16	Wright State	W, 96-52	DNP	2-2-4	<u>14-11-2</u>	15-1-0	<u>0-0-3</u>	2-0-0	<u>18-12-1</u>	2-1-0	0-0-0	<u>8-6-3</u>	3-3-2	0-0-0	20-13-3	<u>12-4-0</u>
Nov. 20	[18] North Carolina	W, 93-84	DNP	6-2-0	<u>8-5-0</u>	0-0-2	<u>3-0-2</u>	DNP	<u>9-3-2</u>	DNP	DNP	<u>22-10-6</u>	2-2-0	DNP	20-4-1	<u>23-2-8</u>
Nov. 21	[5] Villanova	W, 80-74	0-1-0	3-3-1	<u>12-4-1</u>	3-3-0	<u>12-0-0</u>	DNP	<u>21-6-0</u>	DNP	DNP	<u>10-7-7</u>	0-1-0	DNP	9-4-2	<u>10-3-6</u>
Nov. 26	Omaha	W, 97-40	6-5-0	<u>4-1-2</u>	<u>7-9-1</u>	16-5-0	6-3-1	0-0-0	<u>20-6-1</u>	0-2-0	2-1-1	<u>12-2-2</u>	3-3-4	2-0-0	14-10-2	<u>5-4-5</u>
Nov. 30	Florida State	W, 93-65	6-3-0	4-0-2	<u>9-6-1</u>	13-6-2	<u>12-2-1</u>	DNP	<u>12-4-0</u>	DNP	DNP	<u>18-6-2</u>	0-0-4	DNP	8-6-3	<u>11-1-8</u>
Dec. 3	Iowa	W, 77-70	12-3-1	4-1-2	<u>2-7-0</u>	5-0-1	<u>5-1-1</u>	DNP	<u>6-7-0</u>	DNP	DNP	<u>19-2-2</u>	3-0-2	DNP	13-18-3	<u>8-1-2</u>
Dec. 9	Rutgers	L, 68-70	0-1-0	6-2-1	<u>0-0-0</u>	3-2-1	<u>0-2-0</u>	DNP	<u>13-6-1</u>	DNP	DNP	<u>15-1-3</u>	1-3-1	DNP	21-11-1	<u>9-2-2</u>
Dec. 12	North Carolina State	W, 82-72	9-4-0	2-1-0	<u>0-1-1</u>	0-0-0	<u>0-1-2</u>	DNP	<u>9-7-0</u>	DNP	DNP	<u>22-7-2</u>	6-1-2	DNP	22-12-9	<u>12-2-2</u>
Dec. 18	Butler	W, 77-48	6-4-1	0-1-2	<u>6-2-1</u>	1-4-1	<u>6-0-2</u>	0-0-0	14-11-0	0-0-0	0-0-0	<u>22-5-2</u>	4-1-3	0-2-0	<u>10-6-2</u>	<u>8-4-3</u>
Dec. 20	Incarnate Word	W, 79-59	10-3-2	3-2-1	<u>2-7-0</u>	6-5-0	<u>8-2-0</u>	0-0-0	13-9-4	2-0-0	0-0-0	<u>12-5-4</u>	3-0-2	0-1-0	<u>12-8-1</u>	<u>8-1-4</u>
Dec. 29	Nicholls	W, 104-90	<u>10-4-1</u>	2-3-2	DNP	7-4-2	<u>15-2-1</u>	0-0-0	21-5-4	0-0-0	0-0-0	<u>19-2-1</u>	7-2-7	0-0-0	<u>9-11-8</u>	<u>14-2-4</u>
Jan. 3	Wisconsin															
Jan. 8	Penn State															
Jan. 11	Michigan															
Jan. 14	Nebraska															
Jan. 17	Illinois															
Jan. 20	Indiana															
Jan. 23	Northwestern															
Jan. 27	Iowa															
Jan. 30	Ohio State															
Feb. 2	Minnesota															
Feb. 5	Michigan															
Feb. 10	Illinois															
Feb. 13	Ohio State															
Feb. 16	Northwestern															
Feb. 20	Rutgers															
Feb. 26	Michigan State															
Mar. 1	Wisconsin															
Mar. 5	Indiana															
Mar. 9-13	Big Ten Tournament															

INSIDE THE NUMBERS				PURDUE'S RECORD WHEN...										
10+ POINTS			20+ REBOUNDS			DOUBLE-DOUBLES			STATSHEET STUFFER			CONSECUTIVE 10+ POINT GAMES		
2022	CAREER		2022	CAREER		2022	CAREER		2022	CAREER		2022	CAREER	
Trevion Williams	9 (8-1)	51 (31-20)	Trevion Williams	6 (5-1)	30 (15-15)	Trevion Williams	5 (4-1)	26 (11-15)	Trevion Williams	2 (2-0)	6 (4-2)	Jaden Ivey	10	
Eric Hunter Jr.		31 (22-9)	Zach Edey	3 (3-0)	4 (4-0)	Zach Edey	3 (3-0)	4 (4-0)	Jaden Ivey	2 (2-0)	3 (2-1)	Zach Edey	3	
Sasha Stefanovic	7 (7-0)	30 (25-5)	Caleb Furst	1 (1-0)	1 (1-0)	Caleb Furst	1 (1-0)	1 (1-0)	Eric Hunter Jr.	1 (1-0)	1 (1-0)	Mason Gillis	2	
Jaden Ivey	12 (11-1)	26 (21-5)	Jaden Ivey	1 (1-0)	1 (1-0)	Jaden Ivey	1 (1-0)	1 (1-0)	Sasha Stefanovic			Sasha Stefanovic	1	
Zach Edey	10 (9-1)	21 (16-5)							Isaiah Thompson			Isaiah Thompson	1	
Brandon Newman	4 (4-0)	16 (13-3)												
Isaiah Thompson	4 (4-0)	14 (9-5)												
Mason Gillis	3 (3-0)	7 (7-0)												
Caleb Furst	3 (3-0)	3 (3-0)												
20+ POINTS			20+ REBOUNDS			DOUBLE-DOUBLES			STATSHEET STUFFER			CONSECUTIVE 10+ POINT GAMES		
2022	CAREER		2022	CAREER		2022	CAREER		2022	CAREER		2022	CAREER	
Trevion Williams	4 (3-1)	13 (7-6)	Trevion Williams	1 (0-1)		Trevion Williams	5 (4-1)	26 (11-15)	Trevion Williams	2 (2-0)	6 (4-2)	Jaden Ivey	10	
Zach Edey	4 (4-0)	6 (6-0)	Jaden Ivey			Zach Edey	3 (3-0)	4 (4-0)	Jaden Ivey	2 (2-0)	3 (2-1)	Zach Edey	3	
Jaden Ivey	4 (4-0)	6 (5-1)				Caleb Furst	1 (1-0)	1 (1-0)	Eric Hunter Jr.	1 (1-0)	1 (1-0)	Mason Gillis	2	
Sasha Stefanovic	2 (2-0)	6 (5-1)				Jaden Ivey	1 (1-0)	1 (1-0)	Sasha Stefanovic			Sasha Stefanovic	1	
Brandon Newman		2 (2-0)							Isaiah Thompson			Isaiah Thompson	1	
30+ POINTS			20+ REBOUNDS			DOUBLE-DOUBLES			STATSHEET STUFFER			CONSECUTIVE 10+ POINT GAMES		
2022	CAREER		2022	CAREER		2022	CAREER		2022	CAREER		2022	CAREER	
Trevion Williams		2 (1-1)	Trevion Williams			Trevion Williams	5 (4-1)	26 (11-15)	Trevion Williams	2 (2-0)	6 (4-2)	Jaden Ivey	10	
						Zach Edey	3 (3-0)	4 (4-0)	Jaden Ivey	2 (2-0)	3 (2-1)	Zach Edey	3	
						Caleb Furst	1 (1-0)	1 (1-0)	Eric Hunter Jr.	1 (1-0)	1 (1-0)	Mason Gillis	2	
						Jaden Ivey	1 (1-0)	1 (1-0)	Sasha Stefanovic			Sasha Stefanovic	1	
									Isaiah Thompson			Isaiah Thompson	1	
CONSECUTIVE GAMES WITH A 3-PTR			CONSECUTIVE FREE THROWS MADE			CONSECUTIVE 10+ POINT GAMES			STATSHEET STUFFER			CONSECUTIVE 10+ POINT GAMES		
2022	CAREER		2022	CAREER		2022	CAREER		2022	CAREER		2022	CAREER	
Trevion Williams	9	26	Trevion Williams	18		Trevion Williams	5 (4-1)	26 (11-15)	Trevion Williams	2 (2-0)	6 (4-2)	Jaden Ivey	10	
Eric Hunter Jr.	5	24	Isaiah Thompson	9		Zach Edey	3 (3-0)	4 (4-0)	Jaden Ivey	2 (2-0)	3 (2-1)	Zach Edey	3	
Zach Edey	2	24	Sasha Stefanovic	6		Caleb Furst	1 (1-0)	1 (1-0)	Eric Hunter Jr.	1 (1-0)	1 (1-0)	Mason Gillis	2	
Isaiah Thompson	2	19	Jaden Ivey	5		Jaden Ivey	1 (1-0)	1 (1-0)	Sasha Stefanovic			Sasha Stefanovic	1	
Ethan Morton	3	6	Matt Frost	3					Isaiah Thompson			Isaiah Thompson	1	
Sasha Stefanovic		5	Jared Wulbrun	2										
Mason Gillis	1	3	Ethan Morton	1										
Jaden Ivey		3	Brandon Newman	1										
FIRST SUB			POINTS LEADER			REBOUNDS LEADER			ASSISTS LEADER			CONSECUTIVE 10+ POINT GAMES		
2022	CAREER		2022	CAREER		2022	CAREER		2022	CAREER		2022	CAREER	
Trevion Williams	9	26	Trevion Williams	3 (2-1)	26 (11-15)	Trevion Williams	7 (6-1)	53 (30-23)	Eric Hunter Jr.	1 (1-0)	23 (18-5)	Jaden Ivey	10	
Eric Hunter Jr.	5	24	Sasha Stefanovic	2 (2-0)	12 (9-3)	Zach Edey	4 (4-0)	8 (7-1)	Sasha Stefanovic	6 (6-0)	18 (13-5)	Zach Edey	3	
Zach Edey	2	24	Zach Edey	4 (4-0)	9 (7-2)	Jaden Ivey	3 (3-0)	4 (4-0)						

PURDUE / OPPONENT STATISTICAL BREAKDOWNS																								
All Games	Record	FG	FGA	Pct.	3P	3PA	Pct.	FT	FTA	Pct.	Off.	Def.	Avg.	F	DQ	Ast.	TO	Blk.	Stl.	1st	2nd	OT	Avg.	
All Games	12-1	394	764	.516	132	321	.411	214	290	.738	160	382	41.7	183	1	245	159	56	73	564	554	16	87.2	
		319	793	.402	113	348	.325	107	156	.686	114	241	27.3	258	8	167	143	24	70	378	474	6	66.0	
Home	8-0	249	476	.523	89	206	.432	147	199	.739	106	247	44.1	101	0	162	103	37	45	391	343	0	91.8	
		192	497	.386	69	222	.311	57	80	.713	67	141	26.0	166	5	101	89	10	43	222	288	0	63.8	
Away	0-1	25	61	.410	7	26	.269	11	16	.688	16	19	35.0	17	0	10	11	2	8	35	33	0	68.0	
		25	48	.521	7	14	.500	13	18	.722	5	22	27.0	19	0	18	15	2	7	36	34	0	70.0	
Neutral	4-0	120	227	.529	36	89	.404	56	75	.747	38	116	38.5	65	1	73	44	17	20	138	178	16	83.0	
		102	248	.411	37	112	.330	37	58	.638	42	78	30.0	73	3	48	38	12	19	120	152	6	69.5	
Big Ten Reg-Seas.	Record	FG	FGA	Pct.	3P	3PA	Pct.	FT	FTA	Pct.	Off.	Def.	Avg.	F	DQ	Ast.	TO	Blk.	Stl.	1st	2nd	OT	Avg.	
All Games	1-1	46	111	.414	15	45	.333	38	53	.717	24	53	38.5	35	0	24	29	4	13	74	71	0	72.5	
		50	110	.455	12	35	.343	28	40	.700	11	46	28.5	48	1	30	25	2	14	62	68	0	70.0	
Home	1-0	21	50	.420	8	19	.421	27	37	.730	8	34	42.0	18	0	14	17	2	5	39	38	0	77.0	
		25	62	.403	5	21	.238	15	22	.682	6	24	30.0	29	1	12	9	0	6	26	44	0	70.0	
Away	0-1	25	61	.410	7	26	.269	11	16	.688	16	19	35.0	17	0	10	11	2	8	35	33	0	68.0	
		25	48	.521	7	14	.500	13	18	.722	5	22	27.0	19	0	18	15	2	7	36	34	0	70.0	
Current Streak	Streak	FG	FGA	Pct.	3P	3PA	Pct.	FT	FTA	Pct.	Off.	Def.	Reb.	F	DQ	Ast.	TO	Blk.	Stl.	1st	2nd	OT	Avg.	
Overall	Win-4	122	238	.513	41	104	.394	57	81	.704	50	117	41.8	58	1	83	43	23	19	166	160	16	85.5	
		102	248	.411	40	111	.360	25	43	.581	39	73	28.0	82	3	52	41	11	21	115	148	6	67.3	
Month	Record	FG	FGA	Pct.	3P	3PA	Pct.	FT	FTA	Pct.	Off.	Def.	Avg.	F	DQ	Ast.	TO	Blk.	Stl.	1st	2nd	OT	Avg.	
November	7-0	226	415	.545	76	172	.442	119	156	.763	86	212	42.6	90	0	138	87	29	41	324	323	0	92.4	
		167	435	.384	61	202	.302	54	73	.740	64	122	26.6	128	4	85	77	11	35	201	248	0	64.1	
December	5-1	168	349	.481	56	149	.376	95	134	.709	74	170	40.7	93	1	107	72	27	32	240	231	16	81.2	
		152	358	.425	52	146	.356	53	83	.639	50	119	28.2	130	4	82	66	13	35	177	226	6	68.2	
January																								
February																								
March																								
April																								
vs. Ranked / UR	Record	FG	FGA	Pct.	3P	3PA	Pct.	FT	FTA	Pct.	Off.	Def.	Avg.	F	DQ	Ast.	TO	Blk.	Stl.	1st	2nd	OT	Avg.	
Ranked Teams	2-0	63	116	.543	20	46	.435	27	36	.750	16	53	34.5	34	0	38	20	3	10	72	101	0	86.5	
		57	127	.449	25	63	.397	19	29	.655	22	41	31.5	35	2	28	18	7	7	68	90	0	79.0	
Unranked Teams	10-1	331	648	.511	112	275	.407	187	254	.736	144	329	43.0	149	1	207	139	53	63	492	453	16	87.4	
		262	666	.393	88	285	.309	88	127	.693	92	200	26.5	223	6	139	125	17	63	310	384	6	63.6	
Results	Record	FG	FGA	Pct.	3P	3PA	Pct.	FT	FTA	Pct.	Off.	Def.	Avg.	F	DQ	Ast.	TO	Blk.	Stl.	1st	2nd	OT	Avg.	
Wins	12-0	369	703	.525	125	295	.424	203	274	.741	144	363	42.3	166	1	235	147	54	65	529	521	16	88.8	
		294	745	.395	106	334	.317	94	138	.681	109	219	27.3	239	8	149	127	22	62	342	440	6	65.7	
Losses	0-1	25	61	.410	7	26	.269	11	16	.688	16	19	35.0	17	0	10	11	2	8	35	33	0	68.0	
		25	48	.521	7	14	.500	13	18	.722	5	22	27.0	19	0	18	15	2	7	36	34	0	70.0	
5-Game	Record	FG	FGA	Pct.	3P	3PA	Pct.	FT	FTA	Pct.	Off.	Def.	Reb.	F	DQ	Ast.	TO	Blk.	Stl.	1st	2nd	OT	Avg.	
Games 1-5	5-0	157	297	.529	55	130	.423	88	118	.746	62	147	41.8	76	0	96	62	18	32	224	233	0	91.4	
		124	309	.401	48	150	.320	48	65	.738	45	94	27.8	97	3	65	55	8	22	152	192	0	68.8	
Games 6-10	4-1	145	289	.502	41	108	.380	86	116	.741	59	150	41.8	65	0	84	68	24	28	201	200	16	83.4	
		119	298	.399	33	108	.306	46	63	.730	37	97	26.8	102	3	60	60	8	34	142	169	6	63.4	
Games 11-15																								
Games 16-20																								
Games 21-25																								
Games 26-30																								
Games 31-35																								
Games 36-40																								
Postseason	Record	FG	FGA	Pct.	3P	3PA	Pct.	FT	FTA	Pct.	Off.	Def.	Reb.	F	DQ	Ast.	TO	Blk.	Stl.	1st	2nd	OT	Avg.	
Overall																								
Big Ten																								
NCAA																								
@BOTTLERBALL PURDUESPORTS.COM																								

GAME 14 // [3] PURDUE vs. [24] WISCONSIN // JANUARY 3, 2022

INDIVIDUAL GAME-BY-GAME STATISTICS

#0 | MASON GILLIS

Date	Opponent	Min.	FG	3FG	FT	O-D-T	PF	A	TO	B	S	Pts.
N9	Bellarmine					-- DID NOT PLAY --						
N12	Indiana State					-- DID NOT PLAY --						
N16	Wright State					-- DID NOT PLAY --						
N20	vs. [18] North Carolina					-- DID NOT PLAY --						
N21	vs. [5] Villanova	10	0-1	0-1	0-0	1-0-1	1	0	0	0	0	0
N26	Omaha	17	2-2	1-1	1-1	2-3-5	0	0	0	1	0	6
N30	Florida State	19	2-4	0-2	2-2	1-2-3	1	0	0	0	1	6
D3	Iowa	18	2-3	2-2	6-6	1-2-3	3	1	1	1	0	12
D9	at Rutgers	12	0-1	0-1	0-0	0-1-1	2	0	0	1	0	0
D12	vs. North Carolina State	22	3-5	1-2	2-2	2-2-4	4	0	0	0	0	9
D18	vs. Butler	19	1-2	0-0	4-4	2-2-4	1	1	0	0	0	6
D20	Incarnate Word	21	4-9	2-5	0-0	2-1-3	3	2	0	0	0	10
D29	• Nicholls	18	3-4	2-3	2-2	0-4-4	2	1	1	2	0	10
J3	Wisconsin											
J8	at Penn State											
J11	at Michigan											
J14	Nebraska											
J17	at Illinois											
J20	at Indiana											
J23	Northwestern											
J27	at Iowa											
J30	Ohio State											
F2	at Minnesota											
F5	Michigan											
F10	Illinois											
F13	Maryland											
F16	at Northwestern											
F20	Rutgers											
F26	at Michigan State											
M1	at Wisconsin											
M5	Indiana											
M9-13	Big Ten Tournament											

#2 | ERIC HUNTER JR.

Date	Opponent	Min.	FG	3FG	FT	O-D-T	PF	A	TO	B	S	Pts.
N9	Bellarmine	19	2-6	2-6	0-0	0-1-1	0	1	0	0	1	6
N12	Indiana State	19	0-2	0-1	0-0	0-1-1	1	3	2	0	0	0
N16	Wright State	22	1-4	0-1	0-0	1-1-2	1	4	0	0	1	2
N20	vs. [18] North Carolina	24	2-2	0-0	2-4	0-2-2	0	0	0	0	2	6
N21	vs. [5] Villanova	19	0-1	0-1	3-4	1-2-3	2	1	2	0	0	3
N26	• Omaha	18	2-4	0-0	0-0	1-0-1	0	2	1	0	0	4
N30	Florida State	18	2-3	0-0	0-0	0-0-0	1	2	1	0	0	4
D3	Iowa	25	1-4	1-3	1-2	0-1-1	1	2	4	0	0	4
D9	at Rutgers	26	2-6	2-4	0-0	1-1-2	0	1	0	0	2	6
D12	vs. North Carolina State	30	1-3	0-2	0-0	1-0-1	1	0	2	0	2	2
D18	vs. Butler	18	0-3	0-2	0-0	1-0-1	1	2	1	1	0	0
D20	Incarnate Word	17	1-3	1-2	0-0	1-1-2	3	1	2	0	0	3
D29	Nicholls	18	1-2	0-1	0-1	2-1-3	0	2	0	0	0	2
J3	Wisconsin											
J8	at Penn State											
J11	at Michigan											
J14	Nebraska											
J17	at Illinois											
J20	at Indiana											
J23	Northwestern											
J27	at Iowa											
J30	Ohio State											
F2	at Minnesota											
F5	Michigan											
F10	Illinois											
F13	Maryland											
F16	at Northwestern											
F20	Rutgers											
F26	at Michigan State											
M1	at Wisconsin											
M5	Indiana											
M9-13	Big Ten Tournament											

#3 | CALEB FURST

Date	Opponent	Min.	FG	3FG	FT	O-D-T	PF	A	TO	B	S	Pts.
N9	• Bellarmine	26	1-3	0-2	0-0	3-6-9	2	1	2	0	0	2
N12	• Indiana State	22	4-7	0-1	4-5	2-6-8	0	0	0	1	0	12
N16	• Wright State	25	5-7	1-2	3-4	4-7-11	1	2	3	0	0	14
N20	• vs. [18] North Carolina	33	3-5	2-3	0-0	0-5-5	2	0	0	2	1	8
N21	• vs. [5] Villanova	24	5-5	1-1	1-1	1-3-4	1	1	1	0	0	12
N26	• Omaha	23	2-5	0-1	3-4	5-4-9	0	1	1	2	0	7
N30	• Florida State	21	2-3	1-1	4-6	2-4-6	1	1	0	2	0	9
D3	• Iowa	22	1-2	0-0	0-0	3-4-7	2	0	2	0	1	2
D9	• at Rutgers	9	0-0	0-0	0-0	0-0-0	1	0	0	0	0	0
D12	• vs. North Carolina State	13	0-1	0-0	0-0	0-1-1	1	1	3	0	0	0
D18	• vs. Butler	21	3-4	0-1	0-0	1-1-2	0	1	0	0	1	6
D20	• Incarnate Word	23	1-8	0-3	0-2	4-3-7	1	0	1	1	0	2
D29	Nicholls					-- DID NOT PLAY --						
J3	Wisconsin											
J8	at Penn State											
J11	at Michigan											
J14	Nebraska											
J17	at Illinois											
J20	at Indiana											
J23	Northwestern											
J27	at Iowa											
J30	Ohio State											
F2	at Minnesota											
F5	Michigan											
F10	Illinois											
F13	Maryland											
F16	at Northwestern											
F20	Rutgers											
F26	at Michigan State											
M1	at Wisconsin											
M5	Indiana											
M9-13	Big Ten Tournament											

#5 | BRANDON NEWMAN

Date	Opponent	Min.	FG	3FG	FT	O-D-T	PF	A	TO	B	S	Pts.
N9	Bellarmine	19	3-10	3-9	5-6	0-1-1	2	3	0	1	0	14
N12	Indiana State	20	2-8	2-5	2-2	0-1-1	2	0	0	0	0	8
N16	Wright State	17	5-8	5-7	0-0	0-1-1	1	0	0	0	0	15
N20	vs. [18] North Carolina	11	0-1	0-0	0-0	0-0-0	1	2	1	0	0	0
N21	vs. [5] Villanova	12	1-4	1-4	0-0	0-3-3	0	0	0	0	0	3
N26	Omaha	17	4-9	3-7	5-5	0-5-5	0	0	0	0	0	16
N30	Florida State	17	5-9	2-6	1-1	0-6-6	2	2	2	0	0	13
D3	Iowa	13	1-4	1-4	2-2	0-0-0	1	1	0	0	0	5
D9	at Rutgers	13	1-6	1-5	0-0	1-1-2	1	1	3	0	2	3
D12	vs. North Carolina State	8	0-4	0-4	0-0	0-0-0	0	0	0	0	0	0
D18	vs. Butler	11	0-4	0-4	1-2	0-4-4	5	1	1	1	1	1
D20	Incarnate Word	18	2-8	2-6	0-0	0-5-5	0	0	1	1	2	6
D29	Nicholls	22	2-5	2-4	1-2	1-3-4	1	2	0	0	0	7
J3	Wisconsin											
J8	at Penn State											
J11	at Michigan											
J14	Nebraska											
J17	at Illinois											
J20	at Indiana											
J23	Northwestern											
J27	at Iowa											
J30	Ohio State											
F2	at Minnesota											
F5	Michigan											
F10	Illinois											
F13	Maryland											
F16	at Northwestern											
F20	Rutgers											
F26	at Michigan State											
M1	at Wisconsin											
M5	Indiana											
M9-13	Big Ten Tournament											

PURDUESPORTS.COM | @BOILERBALL

INDIVIDUAL GAME-BY-GAME STATISTICS

#11 | ISAIAH THOMPSON

Date	Opponent	Min.	FG	3FG	FT	O-D-T	PF	A	TO	B	S	Pts.
N9	• Bellarmine	24	5-9	5-8	0-0	0-1-1	1	4	0	0	0	15
N12	• Indiana State	21	1-3	1-3	1-3	0-1-1	2	1	0	0	0	4
N16	• Wright State	21	0-3	0-2	0-0	0-0-0	0	3	0	0	0	0
N20	• vs. [18] North Carolina	16	1-2	1-2	0-0	0-0-0	2	2	0	0	0	3
N21	• vs. [5] Villanova	21	4-5	4-5	0-0	0-0-0	2	0	2	0	0	12
N26	• Omaha	19	2-3	1-1	1-1	0-3-3	1	1	1	0	0	6
N30	• Florida State	22	4-4	2-2	2-2	1-1-2	0	1	1	0	1	12
D3	• Iowa	16	0-0	0-0	5-6	1-0-1	0	1	1	0	0	5
D9	• at Rutgers	14	0-2	0-2	0-0	0-2-2	1	0	0	0	0	0
D12	• vs. North Carolina State	15	0-1	0-1	0-0	1-0-1	2	2	0	0	2	0
D18	• vs. Butler	20	2-6	2-4	0-0	0-0-0	1	2	2	0	0	6
D20	• Incarnate Word	20	2-6	2-5	2-2	2-0-2	1	0	0	0	0	8
D29	• Nicholls	21	5-7	3-5	2-2	0-2-2	2	1	0	0	0	15
J3	Wisconsin											
J8	at Penn State											
J11	at Michigan											
J14	Nebraska											
J17	at Illinois											
J20	at Indiana											
J23	Northwestern											
J27	at Iowa											
J30	Ohio State											
F2	at Minnesota											
F5	Michigan											
F10	Illinois											
F13	Maryland											
F16	at Northwestern											
F20	Rutgers											
F26	at Michigan State											
M1	at Wisconsin											
M5	Indiana											
M9-13	Big Ten Tournament											

#14 | JARED WULBRUN

Date	Opponent	Min.	FG	3FG	FT	O-D-T	PF	A	TO	B	S	Pts.
N9	Bellarmine	2	0-0	0-0	0-0	0-1-1	0	0	0	0	0	0
N12	Indiana State	2	0-0	0-0	0-0	0-0-0	0	0	0	0	0	0
N16	Wright State	2	0-1	0-1	2-2	0-0-0	0	0	0	0	0	2
N20	vs. [18] North Carolina					– DID NOT PLAY –						
N21	vs. [5] Villanova					– DID NOT PLAY –						
N26	Omaha	3	0-1	0-0	0-0	0-0-0	0	0	0	0	0	0
N30	Florida State					– DID NOT PLAY –						
D3	Iowa					– DID NOT PLAY –						
D9	at Rutgers					– DID NOT PLAY –						
D12	vs. North Carolina State					– DID NOT PLAY –						
D18	vs. Butler	2	0-0	0-0	0-0	0-0-0	0	0	0	0	0	0
D20	Incarnate Word	3	0-0	0-0	0-0	0-0-0	0	0	0	0	0	0
D29	Nicholls	1	0-0	0-0	0-0	0-0-0	0	0	0	0	0	0
J3	Wisconsin											
J8	at Penn State											
J11	at Michigan											
J14	Nebraska											
J17	at Illinois											
J20	at Indiana											
J23	Northwestern											
J27	at Iowa											
J30	Ohio State											
F2	at Minnesota											
F5	Michigan											
F10	Illinois											
F13	Maryland											
F16	at Northwestern											
F20	Rutgers											
F26	at Michigan State											
M1	at Wisconsin											
M5	Indiana											
M9-13	Big Ten Tournament											

#15 | ZACH EDEY

Date	Opponent	Min.	FG	3FG	FT	O-D-T	PF	A	TO	B	S	Pts.
N9	• Bellarmine	22	4-5	0-0	8-10	5-4-9	1	0	3	1	0	16
N12	• Indiana State	18	8-9	0-0	6-7	4-6-10	2	3	1	3	0	22
N16	• Wright State	18	8-12	0-0	2-3	5-7-12	2	1	3	2	2	18
N20	• vs. [18] North Carolina	18	4-7	0-0	1-2	0-3-3	3	2	4	0	0	9
N21	• vs. [5] Villanova	20	9-12	0-0	3-3	3-3-6	2	0	1	0	0	21
N26	• Omaha	16	6-7	0-0	8-8	0-6-6	0	1	1	3	1	20
N30	• Florida State	19	6-9	0-0	0-1	3-1-4	1	0	0	1	0	12
D3	• Iowa	16	2-4	0-0	2-3	2-5-7	3	0	3	1	1	6
D9	• at Rutgers	16	5-8	0-0	3-5	3-3-6	2	1	3	1	0	13
D12	• vs. North Carolina State	12	4-7	0-0	1-3	1-6-7	0	0	2	2	0	9
D18	vs. Butler	20	6-8	0-0	2-2	2-9-11	1	0	1	2	0	14
D20	Incarnate Word	15	6-7	0-0	1-4	6-3-9	3	4	2	1	0	13
D29	Nicholls	16	7-8	0-0	7-9	2-3-5	2	4	0	2	1	21
J3	Wisconsin											
J8	at Penn State											
J11	at Michigan											
J14	Nebraska											
J17	at Illinois											
J20	at Indiana											
J23	Northwestern											
J27	at Iowa											
J30	Ohio State											
F2	at Minnesota											
F5	Michigan											
F10	Illinois											
F13	Maryland											
F16	at Northwestern											
F20	Rutgers											
F26	at Michigan State											
M1	at Wisconsin											
M5	Indiana											
M9-13	Big Ten Tournament											

#21 | MATT FROST

Date	Opponent	Min.	FG	3FG	FT	O-D-T	PF	A	TO	B	S	Pts.
N9	Bellarmine	2	0-0	0-0	0-0	0-0-0	0	0	0	0	0	0
N12	Indiana State	2	0-0	0-0	0-0	0-0-0	0	0	0	0	0	0
N16	Wright State	2	1-1	0-0	0-0	1-0-1	1	0	0	0	1	2
N20	vs. [18] North Carolina					– DID NOT PLAY –						
N21	vs. [5] Villanova					– DID NOT PLAY –						
N26	Omaha	3	0-3	0-0	0-0	2-0-2	0	0	0	0	0	0
N30	Florida State					– DID NOT PLAY –						
D3	Iowa					– DID NOT PLAY –						
D9	at Rutgers					– DID NOT PLAY –						
D12	vs. North Carolina State					– DID NOT PLAY –						
D18	vs. Butler	2	0-0	0-0	0-0	0-0-0	0	0	0	0	0	0
D20	Incarnate Word	3	0-0	0-0	2-2	0-0-0	0	0	0	0	0	2
D29	Nicholls	1	0-1	0-0	0-0	0-0-0	1	0	0	0	0	0
J3	Wisconsin											
J8	at Penn State											
J11	at Michigan											
J14	Nebraska											
J17	at Illinois											
J20	at Indiana											
J23	Northwestern											
J27	at Iowa											
J30	Ohio State											
F2	at Minnesota											
F5	Michigan											
F10	Illinois											
F13	Maryland											
F16	at Northwestern											
F20	Rutgers											
F26	at Michigan State											
M1	at Wisconsin											
M5	Indiana											
M9-13	Big Ten Tournament											

GAME 14 // [3] PURDUE vs. [24] WISCONSIN // JANUARY 3, 2022

INDIVIDUAL GAME-BY-GAME STATISTICS

#22 | CHASE MARTIN

Date	Opponent	Min.	FG	3FG	FT	O-D-T	PF	A	TO	B	S	Pts.
N9	Bellarmine	2	0-0	0-0	0-0	0-0-0	1	0	0	0	0	0
N12	Indiana State	2	0-0	0-0	0-2	0-0-0	0	0	0	0	1	0
N16	Wright State	2	0-0	0-0	0-0	0-0-0	1	0	1	0	0	0
N20	vs. [18] North Carolina					-- DID NOT PLAY --						
N21	vs. [5] Villanova					-- DID NOT PLAY --						
N26	Omaha	3	1-1	0-0	0-1	0-1-1	0	1	1	0	0	2
N30	Florida State					-- DID NOT PLAY --						
D3	Iowa					-- DID NOT PLAY --						
D9	at Rutgers					-- DID NOT PLAY --						
D12	vs. North Carolina State					-- DID NOT PLAY --						
D18	vs. Butler	2	0-3	0-0	0-0	0-0-0	1	0	0	0	0	0
D20	Incarnate Word	2	0-0	0-0	0-0	0-0-0	0	0	0	0	0	0
D29	Nicholls	1	0-1	0-0	0-0	0-0-0	0	0	0	0	0	0
J3	Wisconsin											
J8	at Penn State											
J11	at Michigan											
J14	Nebraska											
J17	at Illinois											
J20	at Indiana											
J23	Northwestern											
J27	at Iowa											
J30	Ohio State											
F2	at Minnesota											
F5	Michigan											
F10	Illinois											
F13	Maryland											
F16	at Northwestern											
F20	Rutgers											
F26	at Michigan State											
M1	at Wisconsin											
M5	Indiana											
M9-13	Big Ten Tournament											

#23 | JADEN IVEY

Date	Opponent	Min.	FG	3FG	FT	O-D-T	PF	A	TO	B	S	Pts.
N9	• Bellarmine	25	4-11	1-5	2-3	0-5-5	1	3	4	0	2	11
N12	• Indiana State	29	10-13	2-4	5-7	2-6-8	2	4	3	0	2	27
N16	• Wright State	23	2-8	0-3	4-5	0-6-6	2	3	3	0	1	8
N20	• vs. [18] North Carolina	35	7-17	2-6	4-5	0-10-10	1	6	1	0	2	22
N21	• vs. [5] Villanova	33	3-9	2-4	2-2	1-6-7	4	7	1	1	0	10
N26	• Omaha	19	5-6	2-2	0-0	1-1-2	3	2	1	0	2	12
N30	• Florida State	29	7-11	4-6	0-0	1-5-6	0	2	3	2	1	18
D3	• Iowa	30	7-13	1-5	4-7	0-2-2	3	2	1	0	2	19
D9	• at Rutgers	34	5-9	2-5	3-4	0-1-1	3	3	3	0	3	15
D12	• vs. North Carolina State	40	7-16	2-6	6-9	0-7-7	3	2	2	3	0	22
D18	• vs. Butler	24	7-10	6-6	2-2	0-5-5	0	2	3	0	1	22
D20	• Incarnate Word	19	5-10	1-4	1-1	0-5-5	0	4	2	0	1	12
D29	• Nicholls	29	5-9	3-6	6-8	0-2-2	1	1	4	1	0	19
J3	Wisconsin											
J8	at Penn State											
J11	at Michigan											
J14	Nebraska											
J17	at Illinois											
J20	at Indiana											
J23	Northwestern											
J27	at Iowa											
J30	Ohio State											
F2	at Minnesota											
F5	Michigan											
F10	Illinois											
F13	Maryland											
F16	at Northwestern											
F20	Rutgers											
F26	at Michigan State											
M1	at Wisconsin											
M5	Indiana											
M9-13	Big Ten Tournament											

#25 | ETHAN MORTON

Date	Opponent	Min.	FG	3FG	FT	O-D-T	PF	A	TO	B	S	Pts.
N9	Bellarmine	18	2-3	0-0	1-1	1-3-4	1	3	0	0	4	5
N12	Indiana State	16	1-2	0-0	0-0	0-1-1	2	1	1	0	2	2
N16	Wright State	19	1-3	1-2	0-0	0-3-3	2	2	0	2	1	3
N20	vs. [18] North Carolina	16	1-4	0-1	0-0	0-2-2	2	0	0	0	0	2
N21	vs. [5] Villanova	8	0-0	0-0	0-0	0-1-1	1	0	0	0	0	0
N26	Omaha	17	1-2	1-1	0-0	0-3-3	0	4	0	0	0	3
N30	Florida State	12	0-1	0-1	0-0	0-0-0	0	4	2	0	1	0
D3	Iowa	9	1-2	1-1	0-0	0-0-0	0	2	0	0	0	3
D9	at Rutgers	24	0-2	0-1	1-2	2-1-3	1	1	0	0	0	1
D12	vs. North Carolina State	24	2-2	0-0	2-2	0-1-1	1	2	0	0	0	6
D18	vs. Butler	19	1-1	1-1	1-2	0-1-1	0	3	1	0	1	4
D20	Incarnate Word	19	1-1	1-1	0-0	0-0-0	1	2	2	0	0	3
D29	Nicholls	22	3-5	0-1	1-1	0-2-2	2	7	0	0	0	7
J3	Wisconsin											
J8	at Penn State											
J11	at Michigan											
J14	Nebraska											
J17	at Illinois											
J20	at Indiana											
J23	Northwestern											
J27	at Iowa											
J30	Ohio State											
F2	at Minnesota											
F5	Michigan											
F10	Illinois											
F13	Maryland											
F16	at Northwestern											
F20	Rutgers											
F26	at Michigan State											
M1	at Wisconsin											
M5	Indiana											
M9-13	Big Ten Tournament											

#34 | CARSON BARRETT

Date	Opponent	Min.	FG	3FG	FT	O-D-T	PF	A	TO	B	S	Pts.
N9	Bellarmine	2	0-0	0-0	0-0	0-0-0	0	0	1	0	0	0
N12	Indiana State	2	0-1	0-0	0-0	1-0-1	0	0	0	0	0	0
N16	Wright State	2	0-1	0-1	0-0	0-0-0	0	0	2	0	0	0
N20	vs. [18] North Carolina					-- DID NOT PLAY --						
N21	vs. [5] Villanova					-- DID NOT PLAY --						
N26	Omaha	3	1-1	0-0	0-1	0-0-0	1	0	0	0	0	2
N30	Florida State					-- DID NOT PLAY --						
D3	Iowa					-- DID NOT PLAY --						
D9	at Rutgers					-- DID NOT PLAY --						
D12	vs. North Carolina State					-- DID NOT PLAY --						
D18	vs. Butler	2	0-1	0-0	0-0	1-1-2	0	0	0	0	0	0
D20	Incarnate Word	3	0-1	0-1	0-0	0-1-1	0	0	0	0	0	0
D29	Nicholls	1	0-0	0-0	0-0	0-0-0	1	0	0	0	0	0
J3	Wisconsin											
J8	at Penn State											
J11	at Michigan											
J14	Nebraska											
J17	at Illinois											
J20	at Indiana											
J23	Northwestern											
J27	at Iowa											
J30	Ohio State											
F2	at Minnesota											
F5	Michigan											
F10	Illinois											
F13	Maryland											
F16	at Northwestern											
F20	Rutgers											
F26	at Michigan State											
M1	at Wisconsin											
M5	Indiana											
M9-13	Big Ten Tournament											

PURDUESPORTS.COM | @BoilerBall

INDIVIDUAL GAME-BY-GAME STATISTICS

#50 | TREVION WILLIAMS

Date	Opponent	Min.	FG	3FG	FT	O-D-T	PF	A	TO	B	S	Pts.
N9	Bellarmine	15	1-1	0-0	2-2	4-3-7	2	3	2	1	0	4
N12	Indiana State	20	3-6	1-1	4-6	2-6-8	2	3	3	4	1	11
N16	Wright State	20	8-11	0-1	4-7	7-6-13	3	3	4	0	2	20
N20	vs. [18] North Carolina	13	8-10	0-0	4-7	1-3-4	4	1	2	0	1	20
N21	vs. [5] Villanova	20	4-8	0-0	1-2	2-2-4	4	2	2	0	3	9
N26	Omaha	21	7-11	0-1	0-0	1-9-10	0	2	3	0	1	14
N30	Florida State	21	4-7	0-0	0-0	2-4-6	0	3	3	0	1	8
D3	Iowa	24	4-12	1-1	4-8	1-17-18	2	3	2	0	1	13
D9	at Rutgers	23	9-17	0-1	3-3	6-5-11	3	1	1	0	1	21
D12	vs. North Carolina State	33	10-14	0-0	2-5	4-8-12	1	9	3	4	2	22
D18	vs. Butler	18	5-6	0-1	0-0	3-3-6	4	2	1	1	0	10
D20	Incarnate Word	17	5-7	0-0	2-4	4-4-8	1	1	1	0	1	12
D29	Nicholls	22	4-8	0-0	1-2	3-8-11	1	8	0	1	1	9
J3	Wisconsin											
J8	at Penn State											
J11	at Michigan											
J14	Nebraska											
J17	at Illinois											
J20	at Indiana											
J23	Northwestern											
J27	at Iowa											
J30	Ohio State											
F2	at Minnesota											
F5	Michigan											
F10	Illinois											
F13	Maryland											
F16	at Northwestern											
F20	Rutgers											
F26	at Michigan State											
M1	at Wisconsin											
M5	Indiana											
M9-13	Big Ten Tournament											

#55 | SASHA STEFANOVIC

Date	Opponent	Min.	FG	3FG	FT	O-D-T	PF	A	TO	B	S	Pts.
N9	Bellarmine	24	6-8	5-6	6-7	0-2-2	2	3	0	0	0	23
N12	Indiana State	27	2-7	2-5	0-0	0-1-1	1	4	2	0	0	6
N16	Wright State	25	4-8	4-8	0-0	0-4-4	1	0	1	0	1	12
N20	vs. [18] North Carolina	35	7-13	5-11	4-4	0-2-2	1	8	1	0	0	23
N21	vs. [5] Villanova	33	3-10	2-7	2-2	0-3-3	1	6	2	0	1	10
N26	Omaha	20	1-4	1-3	2-3	0-4-4	1	5	3	0	0	5
N30	Florida State	22	3-8	3-7	2-2	0-1-1	2	8	1	0	0	11
D3	Iowa	29	2-6	1-3	3-3	0-1-1	3	2	1	0	0	8
D9	at Rutgers	29	3-10	2-7	1-2	0-2-2	3	2	1	0	0	9
D12	vs. North Carolina State	29	3-7	2-6	4-4	0-2-2	3	2	2	0	0	12
D18	vs. Butler	22	2-3	2-3	2-2	0-4-4	1	3	0	0	0	8
D20	Incarnate Word	20	3-6	2-5	0-0	0-1-1	1	4	0	0	2	8
D29	Nicholls	25	5-11	4-9	0-0	1-1-2	0	4	3	0	1	14
J3	Wisconsin											
J8	at Penn State											
J11	at Michigan											
J14	Nebraska											
J17	at Illinois											
J20	at Indiana											
J23	Northwestern											
J27	at Iowa											
J30	Ohio State											
F2	at Minnesota											
F5	Michigan											
F10	Illinois											
F13	Maryland											
F16	at Northwestern											
F20	Rutgers											
F26	at Michigan State											
M1	at Wisconsin											
M5	Indiana											
M9-13	Big Ten Tournament											

PURDUE TEAM GAME-BY-GAME

Date	Opponent	Min.	FG	3FG	FT	O-D-T	PF	A	TO	B	S	Pts.
N9	Bellarmine	200	28-56	16-36	24-29	15-27-42	13	21	13	3	7	96
N12	Indiana State	200	31-58	8-20	22-32	12-30-42	14	19	12	8	6	92
N16	Wright State	200	35-67	11-28	15-21	19-37-56	15	18	17	4	9	96
N20	vs. [18] North Carolina	200	34-61	10-23	15-22	4-27-31	16	21	9	2	6	93
N21	vs. [5] Villanova	200	29-55	10-23	12-14	12-26-38	18	17	11	1	4	80
N26	Omaha	200	34-59	9-17	20-24	14-39-53	6	19	12	6	4	97
N30	Florida State	200	35-59	12-25	11-14	10-26-36	8	23	13	5	5	93
D3	Iowa	200	21-50	8-19	27-37	8-34-42	18	14	17	2	5	77
D9	at Rutgers	200	25-61	7-26	11-16	16-19-35	17	10	11	2	8	68
D12	vs. North Carolina State	225	30-60	5-21	17-25	11-32-43	16	18	14	9	6	82
D18	vs. Butler	200	27-51	11-22	12-14	11-31-42	15	17	10	5	4	77
D20	Incarnate Word	200	30-66	11-32	8-15	19-27-46	14	18	11	3	6	79
D29	Nicholls	200	35-61	14-29	20-27	9-27-36	13	30	8	6	3	104
J3	Wisconsin											
J8	at Penn State											
J11	at Michigan											
J14	Nebraska											
J17	at Illinois											
J20	at Indiana											
J23	Northwestern											
J27	at Iowa											
J30	Ohio State											
F2	at Minnesota											
F5	Michigan											
F10	Illinois											
F13	Maryland											
F16	at Northwestern											
F20	Rutgers											
F26	at Michigan State											
M1	at Wisconsin											
M5	Indiana											
M9-13	Big Ten Tournament											

OPPONENT GAME-BY-GAME

Date	Opponent	Min.	FG	3FG	FT	O-D-T	PF	A	TO	B	S	Pts.
N9	Bellarmine	200	24-59	12-35	7-8	7-15-22	20	15	10	1	5	67
N12	Indiana State	200	25-64	6-26	11-14	10-21-31	25	14	12	0	4	67
N16	Wright State	200	18-59	5-26	11-14	6-17-23	17	8	15	0	6	52
N20	vs. [18] North Carolina	200	31-69	12-29	10-12	12-25-37	20	13	14	5	3	84
N21	vs. [5] Villanova	200	26-58	13-34	9-17	10-16-26	15	15	4	2	4	74
N26	Omaha	200	17-63	5-28	1-2	8-14-22	14	8	9	2	6	40
N30	Florida State	200	26-63	8-24	5-6	11-14-25	17	12	13	1	7	65
D3	Iowa	200	25-62	5-21	15-22	6-24-30	29	12	9	0	6	70
D9	at Rutgers	200	25-48	7-14	13-18	5-22-27	19	18	15	2	7	70
D12	vs. North Carolina State	225	26-62	8-21	12-15	7-23-30	24	10	13	3	7	72
D18	vs. Butler	200	19-59	4-28	6-14	13-14-27	15	10	7	2	5	48
D20	Incarnate Word	200	22-54	12-27	3-5	5-18-23	17	14	11	2	5	59
D29	Nicholls	200	35-73	16-35	4-9	14-18-32	27	18	10	4	4	90
J3	Wisconsin											
J8	at Penn State											
J11	at Michigan											
J14	Nebraska											
J17	at Illinois											
J20	at Indiana											
J23	Northwestern											
J27	at Iowa											
J30	Ohio State											
F2	at Minnesota											
F5	Michigan											
F10	Illinois											
F13	Maryland											
F16	at Northwestern											
F20	Rutgers											
F26	at Michigan State											
M1	at Wisconsin											
M5	Indiana											
M9-13	Big Ten Tournament											

INDIVIDUAL CAREER STATISTICS

BARRETT, Carson

				Field Goals		3-Point		F-Throws		Rebounds									Scoring	
SEASON	TEAM	GP-GS	MIN/AVG	FG-FGA	FG%	3FG-3FGA	3FG%	FT-FTA	FT%	OFF	DEF	TOT	AVG	PF-FO	A	TO	BLK	STL	PTS	AVG
2020-21	Purdue	1-0	2/1.8	0-0	.000	0-0	.000	1-2	.500	0	1	1	1.0	0-0	0	0	0	0	1	1.0
2021-22	Purdue	7-0	17/2.4	1-5	.200	0-2	.000	0-1	.000	2	2	4	0.6	2-0	0	3	0	0	2	0.3
TOTAL		8-0	19/2.4	1-5	.200	0-2	.000	1-3	.333	2	3	5	0.6	2-0	0	3	0	0	3	0.4

EDEY, Zach

				Field Goals		3-Point		F-Throws		Rebounds									Scoring	
SEASON	TEAM	GP-GS	MIN/AVG	FG-FGA	FG%	3FG-3FGA	3FG%	FT-FTA	FT%	OFF	DEF	TOT	AVG	PF-FO	A	TO	BLK	STL	PTS	AVG
2020-21	Purdue	28-2	408/14.6	89-149	.597	0-0	.000	65-91	.714	48	76	124	4.4	64-1	10	38	30	4	243	8.7
2021-22	Purdue	13-10	228/17.5	75-103	.728	0-0	.000	44-60	.733	36	59	95	7.3	22-0	16	24	19	5	194	14.9
TOTAL		41-12	636/15.5	164-252	.651	0-0	.000	109-151	.722	84	135	219	5.3	86-1	26	62	49	9	437	10.7

FROST, Matt

				Field Goals		3-Point		F-Throws		Rebounds									Scoring	
SEASON	TEAM	GP-GS	MIN/AVG	FG-FGA	FG%	3FG-3FGA	3FG%	FT-FTA	FT%	OFF	DEF	TOT	AVG	PF-FO	A	TO	BLK	STL	PTS	AVG
2019-20	Purdue	9-0	17/1.9	1-2	.500	0-1	.000	0-0	.000	0	1	1	0.1	1-0	0	0	0	0	2	0.2
2020-21	Purdue	2-0	5/2.6	2-2	1.000	1-1	1.000	0-0	.000	0	0	0	0.0	0-0	1	0	0	0	5	2.5
2021-22	Purdue	7-0	15/2.2	1-5	.200	0-0	.000	2-2	1.000	3	0	3	0.4	2-0	0	0	0	1	4	0.6
TOTAL		18-0	37/2.1	4-9	.444	1-2	.500	2-2	1.000	3	1	4	0.2	3-0	1	0	0	1	11	0.6

FURST, Caleb

				Field Goals		3-Point		F-Throws		Rebounds									Scoring	
SEASON	TEAM	GP-GS	MIN/AVG	FG-FGA	FG%	3FG-3FGA	3FG%	FT-FTA	FT%	OFF	DEF	TOT	AVG	PF-FO	A	TO	BLK	STL	PTS	AVG
2021-22	Purdue	12-12	262/21.8	27-50	.540	5-15	.333	15-22	.682	25	44	69	5.8	12-0	8	13	8	3	74	6.2
TOTAL		12-12	262/21.8	27-50	.540	5-15	.333	15-22	.682	25	44	69	5.8	12-0	8	13	8	3	74	6.2

GILLIS, Mason

				Field Goals		3-Point		F-Throws		Rebounds									Scoring	
SEASON	TEAM	GP-GS	MIN/AVG	FG-FGA	FG%	3FG-3FGA	3FG%	FT-FTA	FT%	OFF	DEF	TOT	AVG	PF-FO	A	TO	BLK	STL	PTS	AVG
2020-21	Purdue	28-23	622/22.2	46-99	.465	19-54	.352	35-43	.814	44	70	114	4.1	64-2	37	31	2	12	146	5.2
2021-22	Purdue	9-1	155/17.2	17-31	.548	8-17	.471	17-17	1.000	11	17	28	3.1	17-0	5	2	5	1	59	6.6
TOTAL		37-24	777/21.0	63-130	.485	27-71	.380	52-60	.867	55	87	142	3.8	81-2	42	33	7	13	205	5.5

HUNTER JR., Eric

				Field Goals		3-Point		F-Throws		Rebounds									Scoring	
SEASON	TEAM	GP-GS	MIN/AVG	FG-FGA	FG%	3FG-3FGA	3FG%	FT-FTA	FT%	OFF	DEF	TOT	AVG	PF-FO	A	TO	BLK	STL	PTS	AVG
2018-19	Purdue	36-1	450/12.5	27-89	.303	10-46	.217	15-21	.714	16	34	50	1.4	37-0	39	21	3	13	79	2.2
2019-20	Purdue	31-30	974/31.4	117-282	.415	43-121	.355	51-67	.761	38	63	101	3.3	77-2	82	61	4	32	328	10.6
2020-21	Purdue	24-23	732/30.5	72-194	.371	22-81	.272	38-47	.809	13	40	53	2.2	48-0	67	41	5	26	204	8.5
2021-22	Purdue	13-1	273/21.0	15-43	.349	6-23	.261	6-11	.545	9	11	20	1.5	11-0	21	16	1	8	42	3.2
TOTAL		104-55	2429/23.4	231-608	.380	81-271	.299	110-146	.753	76	148	224	2.2	173-2	209	139	13	79	653	6.3

IVEY, Jaden

				Field Goals		3-Point		F-Throws		Rebounds									Scoring	
SEASON	TEAM	GP-GS	MIN/AVG	FG-FGA	FG%	3FG-3FGA	3FG%	FT-FTA	FT%	OFF	DEF	TOT	AVG	PF-FO	A	TO	BLK	STL	PTS	AVG
2020-21	Purdue	23-12	557/24.2	89-223	.399	25-97	.258	53-73	.726	19	57	76	3.3	39-0	43	31	16	17	256	11.1
2021-22	Purdue	13-13	367/28.3	75-142	.528	28-62	.452	39-53	.736	5	61	66	5.1	23-0	41	31	7	17	217	16.7
TOTAL		36-25	925/25.7	164-365	.449	53-159	.333	92-126	.730	24	118	142	3.9	62-0	84	62	23	34	473	13.1

INDIVIDUAL CAREER STATISTICS

MARTIN, Chase

				Field Goals		3-Point		F-Throws		Rebounds									Scoring	
SEASON	TEAM	GP-GS	MIN/AVG	FG-FGA	FG%	3FG-3FGA	3FG%	FT-FTA	FT%	OFF	DEF	TOT	AVG	PF-FO	A	TO	BLK	STL	PTS	AVG
2020-21	Purdue	2-0	5/2.6	0-1	.000	0-1	.000	0-0	.000	0	1	1	0.5	0-0	0	0	0	1	0	0.0
2021-22	Purdue	7-0	16/2.2	1-5	.200	0-0	.000	0-3	.000	0	1	1	0.1	3-0	1	2	0	1	2	0.3
TOTAL		9-0	21/2.3	1-6	.167	0-1	.000	0-3	.000	0	2	2	0.2	3-0	1	2	0	2	2	0.2

MORTON, Ethan

				Field Goals		3-Point		F-Throws		Rebounds									Scoring	
SEASON	TEAM	GP-GS	MIN/AVG	FG-FGA	FG%	3FG-3FGA	3FG%	FT-FTA	FT%	OFF	DEF	TOT	AVG	PF-FO	A	TO	BLK	STL	PTS	AVG
2020-21	Purdue	23-0	201/8.8	5-20	.250	4-14	.286	0-0	.000	2	16	18	0.8	10-0	20	14	1	2	14	0.6
2021-22	Purdue	13-0	222/17.1	14-28	.500	5-10	.500	6-8	.750	3	18	21	1.6	13-0	31	6	2	9	39	3.0
TOTAL		36-0	424/11.8	19-48	.396	9-24	.375	6-8	.750	5	34	39	1.1	23-0	51	20	3	11	53	1.5

NEWMAN, Brandon

				Field Goals		3-Point		F-Throws		Rebounds									Scoring	
SEASON	TEAM	GP-GS	MIN/AVG	FG-FGA	FG%	3FG-3FGA	3FG%	FT-FTA	FT%	OFF	DEF	TOT	AVG	PF-FO	A	TO	BLK	STL	PTS	AVG
2020-21	Purdue	28-23	663/23.7	78-196	.398	39-103	.379	30-32	.938	11	87	98	3.5	53-1	37	44	11	21	225	8.0
2021-22	Purdue	13-0	198/15.3	26-80	.325	22-65	.338	17-20	.850	2	30	32	2.5	16-1	12	8	3	5	91	7.0
TOTAL		41-23	861/21.0	104-276	.377	61-168	.363	47-52	.904	13	117	130	3.2	69-2	49	52	14	26	316	7.7

STEFANOVIC, Sasha

				Field Goals		3-Point		F-Throws		Rebounds									Scoring	
SEASON	TEAM	GP-GS	MIN/AVG	FG-FGA	FG%	3FG-3FGA	3FG%	FT-FTA	FT%	OFF	DEF	TOT	AVG	PF-FO	A	TO	BLK	STL	PTS	AVG
2018-19	Purdue	36-0	419/11.6	30-77	.390	25-61	.410	5-14	.357	3	37	40	1.1	43-0	16	25	4	20	90	2.5
2019-20	Purdue	30-22	792/26.4	85-221	.385	64-167	.383	40-49	.816	5	68	73	2.4	62-2	51	41	9	30	274	9.1
2020-21	Purdue	25-21	733/29.3	67-161	.416	50-125	.400	48-57	.842	2	64	66	2.6	44-1	64	27	4	18	232	9.3
2021-22	Purdue	13-13	339/26.1	44-101	.436	35-80	.438	26-29	.897	1	28	29	2.2	20-0	51	17	0	5	149	11.5
TOTAL		104-56	2284/22.0	226-560	.404	174-433	.402	119-149	.799	11	197	208	2.0	169-3	182	110	17	73	745	7.2

THOMPSON, Isaiah

				Field Goals		3-Point		F-Throws		Rebounds									Scoring	
SEASON	TEAM	GP-GS	MIN/AVG	FG-FGA	FG%	3FG-3FGA	3FG%	FT-FTA	FT%	OFF	DEF	TOT	AVG	PF-FO	A	TO	BLK	STL	PTS	AVG
2019-20	Purdue	31-0	581/18.7	58-164	.354	36-100	.360	21-31	.677	5	28	33	1.1	43-0	21	24	1	13	173	5.6
2020-21	Purdue	28-5	499/17.8	35-85	.412	23-58	.397	24-32	.750	11	27	38	1.4	34-0	27	14	0	5	117	4.2
2021-22	Purdue	13-12	250/19.2	26-51	.510	21-40	.525	13-16	.813	5	10	15	1.2	15-0	18	7	0	3	86	6.6
TOTAL		72-17	1330/18.5	119-300	.397	80-198	.404	58-79	.734	21	65	86	1.2	92-0	66	45	1	21	376	5.2

WILLIAMS, Trevion

				Field Goals		3-Point		F-Throws		Rebounds									Scoring	
SEASON	TEAM	GP-GS	MIN/AVG	FG-FGA	FG%	3FG-3FGA	3FG%	FT-FTA	FT%	OFF	DEF	TOT	AVG	PF-FO	A	TO	BLK	STL	PTS	AVG
2018-19	Purdue	34-8	350/10.3	78-144	.542	1-3	.333	19-37	.514	61	76	137	4.0	65-1	18	19	15	12	176	5.2
2019-20	Purdue	31-22	665/21.4	154-299	.515	3-9	.333	45-94	.479	104	133	237	7.6	72-2	45	51	13	20	356	11.5
2020-21	Purdue	28-26	704/25.1	191-364	.525	0-3	.000	53-106	.500	104	152	256	9.1	82-2	63	66	16	19	435	15.5
2021-22	Purdue	13-3	267/20.5	72-118	.610	2-6	.333	27-46	.587	40	78	118	9.1	27-0	41	27	11	15	173	13.3
TOTAL		106-59	1985/18.7	495-925	.535	6-21	.286	144-283	.509	309	439	748	7.1	246-5	167	163	55	66	1140	10.8

WULBRUN, Jared

				Field Goals		3-Point		F-Throws		Rebounds									Scoring	
SEASON	TEAM	GP-GS	MIN/AVG	FG-FGA	FG%	3FG-3FGA	3FG%	FT-FTA	FT%	OFF	DEF	TOT	AVG	PF-FO	A	TO	BLK	STL	PTS	AVG
2018-19	CLU	25-23	682/27.3	50-132	.379	43-120	.358	21-26	.808	1	38	39	1.6	39-0	40	33	0	10	164	6.6
2019-20	Purdue	9-0	17/1.9	1-2	.500	1-2	.500	0-0	.000	0	0	0	0.0	0-0	2	2	0	0	3	0.3
2020-21	Purdue	2-0	5/2.6	1-2	.500	1-2	.500	0-0	.000	0	0	0	0.0	0-0	1	0	0	0	3	1.5
2021-22	Purdue	7-0	16/2.2	0-2	.000	0-1	.000	2-2	1.000	0	1	1	0.1	0-0	0	0	0	0	2	0.3
TOTAL FOR Purdue		18-0	38/2.1	2-6	.333	2-5	.400	2-2	1.000	0	1	1	0.1	0-0	3	2	0	0	8	0.4
TOTAL		43-23	720/16.7	52-138	.377	45-125	.360	23-28	.821	1	39	40	0.9	39-0	43	35	0	10	172	4.0

GAME 14 // [3] PURDUE vs. [24] WISCONSIN // JANUARY 3, 2022

SEASON / CAREER HIGHS			
#0 MASON GILLIS			
Points			
S:	12 vs. Iowa (12-3-21)		
C:	12, Three Times		
Rebounds			
S:	5 vs. Omaha (11-26-21)		
C:	9, Three Times		
Assists			
S:	2 vs. Incarnate Word (12-20-21)		
C:	3, Five Times		
Steals			
S:	1 vs. Florida State (11-30-21)		
C:	2, Three Times		
Blocked Shots			
S:	2 vs. Nicholls (12-29-21)		
C:	1, Five Times		
Field Goals Made			
S:	4 vs. Incarnate Word (12-20-21)		
C:	4, Four Times		
Field Goal Attempts			
S:	9 vs. Incarnate Word (12-20-21)		
C:	10 vs. Miami (12-8-20)		
Three-Pointers Made			
S:	2, Three Times		
C:	3 vs. Northwestern (2-6-21)		
Three-Point Attempts			
S:	5 vs. Incarnate Word (12-20-21)		
C:	6 vs. Penn State (1-17-21)		
Free Throws Made			
S:	6 vs. Iowa (12-3-21)		
C:	8 vs. Michigan State (2-16-21)		
Free Throw Attempts			
S:	6 vs. Iowa (12-3-21)		
C:	8 vs. Michigan State (2-16-21)		
Minutes			
S:	22, Two Times		
C:	35 vs. North Texas (3-19-21)		
#4 TREY KAUFMAN-RENN			
Points			
S:	0		
C:	0		
Rebounds			
S:	0		
C:	0		
Assists			
S:	0		
C:	0		
Steals			
S:	0		
C:	0		
Blocked Shots			
S:	0		
C:	0		
Field Goals Made			
S:	0		
C:	0		
Field Goal Attempts			
S:	0		
C:	0		
Three-Pointers Made			
S:	0		
C:	0		
Three-Point Attempts			
S:	0		
C:	0		
Free Throws Made			
S:	0		
C:	0		
Free Throw Attempts			
S:	0		
C:	0		
Minutes			
S:	0		
C:	0		
#5 BRANDON NEWMAN			
Points			
S:	16 vs. Omaha (11-26-21)		
C:	29 vs. [21] Minnesota (1-30-21)		
Rebounds			
S:	6 vs. Florida State (11-30-21)		
C:	8 vs. [4] Iowa (12-22-20)		
Assists			
S:	3 vs. Bellarmine (11-9-21)		
C:	4, Two Times		
Steals			
S:	2, Two Times		
C:	2, Eight Times		
Blocked Shots			
S:	1, Three Times		
C:	3 vs. Penn State (1-17-21)		
Field Goals Made			
S:	5, Two Times		
C:	9 vs. [21] Minnesota (1-30-21)		
Field Goal Attempts			
S:	10 vs. Bellarmine (11-9-21)		
C:	14, Two Times		
Three-Pointers Made			
S:	5 vs. Wright State (11-16-21)		
C:	5, Two Times		
Three-Point Attempts			
S:	9 vs. Bellarmine (11-9-21)		
C:	9 vs. Bellarmine (11-9-21)		
Free Throws Made			
S:	5, Two Times		
C:	6, Two Times		
Free Throw Attempts			
S:	6 vs. Bellarmine (11-9-21)		
C:	6, Three Times		
Minutes			
S:	22 vs. Nicholls (12-29-21)		
C:	37 vs. Clemson (11-26-20)		
#2 ERIC HUNTER JR.			
Points			
S:	6, Three Times		
C:	19 vs. [18] Iowa (3-3-20)		
Rebounds			
S:	3, Two Times		
C:	7, Four Times		
Assists			
S:	4 vs. Wright State (11-16-21)		
C:	8 vs. Notre Dame (12-19-20)		
Steals			
S:	2, Three Times		
C:	4 vs. Northwestern (2-6-21)		
Blocked Shots			
S:	1 vs. Butler (12-18-21)		
C:	2 vs. [9] Ohio State (3-12-21)		
Field Goals Made			
S:	2, Five Times		
C:	7 vs. Green Bay (11-6-19)		
Field Goal Attempts			
S:	6, Two Times		
C:	15, Two Times		
Three-Pointers Made			
S:	2, Two Times		
C:	4, Two Times		
Three-Point Attempts			
S:	6 vs. Bellarmine (11-9-21)		
C:	8, Two Times		
Free Throws Made			
S:	3 vs. [5] Villanova (11-22-21)		
C:	7 vs. [18] Iowa (3-3-20)		
Free Throw Attempts			
S:	4, Two Times		
C:	8, Two Times		
Minutes			
S:	30 vs. North Carolina State (12-12-21)		
C:	47 vs. [19] Michigan (1-9-20)		
#11 ISAIAH THOMPSON			
Points			
S:	15, Two Times		
C:	17, Two Times		
Rebounds			
S:	3 vs. Omaha (11-26-21)		
C:	4, Two Times		
Assists			
S:	4 vs. Bellarmine (11-9-21)		
C:	6 vs. Oakland (12-1-20)		
Steals			
S:	2 vs. North Carolina State (12-12-21)		
C:	3 vs. Central Michigan (12-28-19)		
Blocked Shots			
S:	0		
C:	1 vs. Central Michigan (12-28-19)		
Field Goals Made			
S:	5, Two Times		
C:	7 vs. [14] Rutgers (12-29-20)		
Field Goal Attempts			
S:	9 vs. Bellarmine (11-9-21)		
C:	11, Two Times		
Three-Pointers Made			
S:	5 vs. Bellarmine (11-9-21)		
C:	5, Two Times		
Three-Point Attempts			
S:	8 vs. Bellarmine (11-9-21)		
C:	10 vs. Chicago State (11-16-19)		
Free Throws Made			
S:	5 vs. Iowa (12-3-21)		
C:	9 vs. Valparaiso (12-4-20)		
Free Throw Attempts			
S:	6 vs. Iowa (12-3-21)		
C:	12, Two Times		
Minutes			
S:	24 vs. Bellarmine (11-9-21)		
C:	40 vs. [19] Michigan (1-9-20)		
#3 CALEB FURST			
Points			
S:	14 vs. Wright State (11-16-21)		
C:	14 vs. Wright State (11-16-21)		
Rebounds			
S:	11 vs. Wright State (11-16-21)		
C:	11 vs. Wright State (11-16-21)		
Assists			
S:	2 vs. Wright State (11-16-21)		
C:	2 vs. Wright State (11-16-21)		
Steals			
S:	1, Three Times		
C:	1, Three Times		
Blocked Shots			
S:	2, Two Times		
C:	2, Two Times		
Field Goals Made			
S:	5, Two Times		
C:	5, Two Times		
Field Goal Attempts			
S:	8 vs. Incarnate Word (12-20-21)		
C:	8 vs. Incarnate Word (12-20-21)		
Three-Pointers Made			
S:	2 vs. [18] North Carolina (11-20-21)		
C:	2 vs. [18] North Carolina (11-20-21)		
Three-Point Attempts			
S:	3, Two Times		
C:	3, Two Times		
Free Throws Made			
S:	4, Two Times		
C:	4, Two Times		
Free Throw Attempts			
S:	6 vs. Florida State (11-30-21)		
C:	6 vs. Florida State (11-30-21)		
Minutes			
S:	33 vs. [18] North Carolina (11-20-21)		
C:	33 vs. [18] North Carolina (11-20-21)		
#14 JARED WULBRUN			
Points			
S:	2 vs. Wright State (11-16-21)		
C:	19 vs. Redlands (2-13-19)		
Rebounds			
S:	1 vs. Bellarmine (11-9-21)		
C:	4, Two Times		
Assists			
S:	0		
C:	5 vs. UC Santa Cruz (1-26-19)		
Steals			
S:	0		
C:	2 vs. Pacific, Ore. (11-21-19)		
Blocked Shots			
S:	0		
C:	0		
Field Goals Made			
S:	0		
C:	6 vs. Redlands (2-13-19)		
Field Goal Attempts			
S:	1 vs. Wright State (11-16-21)		
C:	12 vs. Pomona-Pitzer (2-9-19)		
Three-Pointers Made			
S:	0		
C:	5, Two Times		
Three-Point Attempts			
S:	1 vs. Wright State (11-16-21)		
C:	9, Four Times		
Free Throws Made			
S:	2 vs. Wright State (11-16-21)		
C:	5, Three Times		
Free Throw Attempts			
S:	2 vs. Wright State (11-16-21)		
C:	6, Two Times		
Minutes			
S:	3, Two Times		
C:	36 vs. Redlands (1-9-19)		
PURDUESPORTS.COM @BOILERBALL			

SEASON / CAREER HIGHS

#15 | ZACH EDEY

Points	
S:	22 vs. Indiana State (11-12-21)
C:	22 vs. Indiana State (11-12-21)
Rebounds	
S:	12 vs. Wright State (11-16-21)
C:	12 vs. Wright State (11-16-21)
Assists	
S:	4, Two Times
C:	4, Two Times
Steals	
S:	2 vs. Wright State (11-16-21)
C:	2 vs. Wright State (11-16-21)
Blocked Shots	
S:	3, Two Times
C:	4 vs. Northwestern (2-6-21)
Field Goals Made	
S:	9 vs. [5] Villanova (11-21-21)
C:	9, Two Times
Field Goal Attempts	
S:	12, Two Times
C:	12, Two Times
Three-Pointers Made	
S:	0
C:	0
Three-Point Attempts	
S:	0
C:	0
Free Throws Made	
S:	8, Two Times
C:	8, Three Times
Free Throw Attempts	
S:	10 vs. Bellarmine (11-9-21)
C:	10 vs. Bellarmine (11-9-21)
Minutes	
S:	22 vs. Bellarmine (11-9-21)
C:	23 vs. Northwestern (2-6-21)

#25 | ETHAN MORTON

Points	
S:	7 vs. Nicholls (12-29-21)
C:	7 vs. Nicholls (12-29-21)
Rebounds	
S:	4 vs. Bellarmine (11-9-21)
C:	4 vs. Bellarmine (11-9-21)
Assists	
S:	7 vs. Nicholls (12-29-21)
C:	7 vs. Nicholls (12-29-21)
Steals	
S:	4 vs. Bellarmine (11-9-21)
C:	4 vs. Bellarmine (11-9-21)
Blocked Shots	
S:	2 vs. Wright State (11-16-21)
C:	2 vs. Wright State (11-16-21)
Field Goals Made	
S:	3 vs. Nicholls (12-29-21)
C:	3, Three Times
Field Goal Attempts	
S:	5 vs. Nicholls (12-29-21)
C:	5, Two Times
Three-Pointers Made	
S:	1, Five Times
C:	1, Nine Times
Three-Point Attempts	
S:	2 vs. Wright State (11-16-21)
C:	4 vs. Valparaiso (12-4-20)
Free Throws Made	
S:	2 vs. North Carolina State (12-12-21)
C:	2 vs. North Carolina State (12-12-21)
Free Throw Attempts	
S:	2, Three Times
C:	2, Three Times
Minutes	
S:	24, Two Times
C:	25 vs. Clemson (11-26-20)

#21 | MATT FROST

Points	
S:	2, Two Times
C:	3 vs. Oakland (12-1-20)
Rebounds	
S:	2 vs. Omaha (11-26-21)
C:	2 vs. Omaha (11-26-21)
Assists	
S:	0
C:	1 vs. Oakland (12-1-20)
Steals	
S:	1 vs. Wright State (11-16-21)
C:	1 vs. Wright State (11-16-21)
Blocked Shots	
S:	0
C:	0
Field Goals Made	
S:	1 vs. Wright State (11-16-21)
C:	1, Four Times
Field Goal Attempts	
S:	3 vs. Omaha (11-26-21)
C:	3 vs. Omaha (11-26-21)
Three-Pointers Made	
S:	0
C:	1 vs. Oakland (12-1-20)
Three-Point Attempts	
S:	0
C:	1, Two Times
Free Throws Made	
S:	2 vs. Incarnate Word (12-20-21)
C:	2 vs. Incarnate Word (12-20-21)
Free Throw Attempts	
S:	2 vs. Incarnate Word (12-20-21)
C:	2 vs. Incarnate Word (12-20-21)
Minutes	
S:	3, Two Times
C:	4 vs. Central Michigan (12-28-19)

#34 | CARSON BARRETT

Points	
S:	2 vs. Omaha (11-26-21)
C:	2 vs. Omaha (11-26-21)
Rebounds	
S:	2 vs. Butler (12-18-21)
C:	2 vs. Butler (12-18-21)
Assists	
S:	0
C:	0
Steals	
S:	0
C:	0
Blocked Shots	
S:	0
C:	0
Field Goals Made	
S:	1 vs. Omaha (11-26-21)
C:	1 vs. Omaha (11-26-21)
Field Goal Attempts	
S:	1, Four Times
C:	1, Four Times
Three-Pointers Made	
S:	0
C:	0
Three-Point Attempts	
S:	1, Two Times
C:	1, Two Times
Free Throws Made	
S:	0
C:	1 vs. Penn State (2-26-21)
Free Throw Attempts	
S:	0
C:	2 vs. Penn State (2-26-21)
Minutes	
S:	3, Two Times
C:	3, Two Times

#22 | CHASE MARTIN

Points	
S:	2 vs. Omaha (11-26-21)
C:	2 vs. Omaha (11-26-21)
Rebounds	
S:	1 vs. Omaha (11-26-21)
C:	1, Two Times
Assists	
S:	1 vs. Omaha (11-26-21)
C:	1 vs. Omaha (11-26-21)
Steals	
S:	1 vs. Indiana State (11-12-21)
C:	1, Two Times
Blocked Shots	
S:	0
C:	0
Field Goals Made	
S:	1 vs. Omaha (11-26-21)
C:	1 vs. Omaha (11-26-21)
Field Goal Attempts	
S:	3 vs. Butler (12-18-21)
C:	3 vs. Butler (12-18-21)
Three-Pointers Made	
S:	0
C:	0
Three-Point Attempts	
S:	0
C:	1 vs. Oakland (12-1-20)
Free Throws Made	
S:	0
C:	0
Free Throw Attempts	
S:	2 vs. Indiana State (11-12-21)
C:	2 vs. Indiana State (11-12-21)
Minutes	
S:	3, Two Times
C:	3, Three Times

#50 | TREVION WILLIAMS

Points	
S:	22 vs. North Carolina State (12-12-21)
C:	36 vs. [19] Michigan (1-9-20)
Rebounds	
S:	18 vs. Iowa (12-3-21)
C:	20 vs. [19] Michigan (1-9-20)
Assists	
S:	9 vs. North Carolina State (12-12-21)
C:	9 vs. North Carolina State (12-12-21)
Steals	
S:	3 vs. [5] Villanova (11-21-21)
C:	4 vs. [17] Butler (12-21-19)
Blocked Shots	
S:	4, Two Times
C:	4, Two Times
Field Goals Made	
S:	10 vs. North Carolina State (12-12-21)
C:	16 vs. [19] Michigan (1-9-20)
Field Goal Attempts	
S:	17 vs. Rutgers (12-9-21)
C:	28 vs. [19] Michigan (1-9-20)
Three-Pointers Made	
S:	1, Two Times
C:	1, Six Times
Three-Point Attempts	
S:	1, Five Times
C:	2 vs. Ohio State (2-15-20)
Free Throws Made	
S:	4, Four Times
C:	8 vs. [23] Michigan State (1-8-21)
Free Throw Attempts	
S:	8 vs. Iowa (12-3-21)
C:	12 vs. [23] Michigan State (1-8-21)
Minutes	
S:	33 vs. North Carolina State (12-12-21)
C:	44 vs. [19] Michigan (1-9-20)

#23 | JADEN IVEY

Points	
S:	27 vs. Indiana State (11-12-21)
C:	27 vs. Indiana State (11-12-21)
Rebounds	
S:	10 vs. [18] North Carolina (11-20-21)
C:	10 vs. [18] North Carolina (11-20-21)
Assists	
S:	7 vs. [5] Villanova (11-21-21)
C:	7 vs. [5] Villanova (11-21-21)
Steals	
S:	3 vs. Rutgers (12-9-21)
C:	3, Three Times
Blocked Shots	
S:	3 vs. North Carolina State (12-12-21)
C:	4 vs. Penn State (2-26-21)
Field Goals Made	
S:	10 vs. Indiana State (11-12-21)
C:	10, Two Times
Field Goal Attempts	
S:	17 vs. [18] North Carolina (11-20-21)
C:	24 vs. North Texas (3-19-21)
Three-Pointers Made	
S:	6 vs. Butler (12-18-21)
C:	6 vs. Butler (12-18-21)
Three-Point Attempts	
S:	6, Five Times
C:	12 vs. North Texas (3-19-21)
Free Throws Made	
S:	6, Two Times
C:	9 vs. [25] Wisconsin (3-2-21)
Free Throw Attempts	
S:	9 vs. North Carolina State (12-12-21)
C:	10 vs. [25] Wisconsin (3-2-21)
Minutes	
S:	40 vs. North Carolina State (12-12-21)
C:	43 vs. [9] Ohio State (3-12-21)

#55 | SASHA STEFANOVIC

Points	
S:	23, Two Times
C:	23, Three Times
Rebounds	
S:	4, Two Times
C:	8 vs. [17] Maryland (1-18-20)
Assists	
S:	8, Two Times
C:	8, Three Times
Steals	
S:	2 vs. Incarnate Word (12-20-21)
C:	4 vs. [5] Virginia (12-4-19)
Blocked Shots	
S:	0
C:	3 vs. [8] Michigan State (1-12-20)
Field Goals Made	
S:	7 vs. [18] North Carolina (11-20-21)
C:	8 vs. Central Michigan (12-28-19)
Field Goal Attempts	
S:	13 vs. [18] North Carolina (11-20-21)
C:	13, Two Times
Three-Pointers Made	
S:	5, Two Times
C:	7 vs. Central Michigan (12-28-19)
Three-Point Attempts	
S:	11 vs. [18] North Carolina (11-20-21)
C:	11 vs. [18] North Carolina (11-20-21)
Free Throws Made	
S:	6 vs. Bellarmine (11-9-21)
C:	7 vs. Valparaiso (12-4-20)
Free Throw Attempts	
S:	7 vs. Bellarmine (11-9-21)
C:	9 vs. Valparaiso (12-4-20)
Minutes	
S:	35 vs. [18] North Carolina (11-20-21)
C:	46 vs. Minnesota (1-2-20)

GAME 14 // [3] PURDUE vs. [24] WISCONSIN // JANUARY 3, 2022

	#0 Mason Gillis So. Forward										LAST: 10 points, 4 rebs, 2 blks, 1 ast in the win over Nicholls. • Cons. 10+ point games for first time in career (20 pts, 7 rebs in 39 mins last 2). • Has made all 17 of his free throw attempts this year; 18 straight to last year. • Purdue is 7-0 all-time when he scores 10+ points; 7-0 with 2+ 3-pointers. • Was named to College Hoops Today's (Jon Rothstein) All-Glue Guy team.	CAREER HIGHS P: 12 Three Times R: 9 Three Times A: 3 Five Times M: 35 North Texas (3-19-21)
	6-6 230 New Castle, Ind. New Castle											
	GP / GS	PPG	RPG	APG	Blks.	Stls.	FG %	3P %	FT %			
National Rankings: 3 / Associated Press 3 / Coaches	#1 Brian Waddell Fr. Forward										LAST: Suffered a knee injury in practice (Nov. 8); will miss the entire season. • Will redshirt this season. • Has impressed the coaches with his play; strong career ahead of him. • Avg. 15.7 PPG and 6.3 RPG as a senior; shot 60.7 % FGs, 40.5 3Ps, 85.5 FTs. • Father, Matt, was Purdue's PG (1992-95); ranks 6th career assists (460).	CAREER HIGHS P: 0 R: 0 A: 0 M: 0
	6-7 180 Carmel, Ind. Carmel											
	GP / GS	PPG	RPG	APG	Blks.	Stls.	FG %	3P %	FT %			
2021-22 Record / Conf: 12-1 / 1-1	#2 Eric Hunter Jr. Sr. Guard										LAST: 2 points, 3 rebs, 2 asts in the win over Nicholls. • Avg. 1.8 PPG, 1.8 RPG, 1.3 APG in last 4 games (3-11 FGs, 1-7 3Ps). • Surpassed 200 career assists in the win over Florida State. • One of the top defensive players in the Big Ten; outstanding vs. FSU. • Purdue is 22-9 when he scores 10+ points; 18-5 when leads team in assists.	CAREER HIGHS P: 19 [18] Iowa (3-3-20) R: 7 Four Times A: 8 Notre Dame (12-19-20) M: 47 [19] Michigan (1-9-20)
	6-4 175 Indianapolis, Ind. Tindley Prep											
	GP / GS	PPG	RPG	APG	Blks.	Stls.	FG %	3P %	FT %			
Last Game: Def. Nicholls 104-90 Dec. 29, 2021	#3 Caleb Furst Fr. Forward										LAST: Missed the Nicholls game (health and safety protocols). • 11/22 – Big Ten FOW (11.3 PPG, 6.7 RPG, 1.0 APG, 13-17 FGs, 4-6 3Ps). • 2.0 PPG, 3.4 RPG in last five games (5-15 FGs, 0-4 3Ps); 9.1 PPG, 7.4 RPG prev. 7. • Recorded first career double-double in a win over Wright State (14 p, 11 r). • Indiana Mr. Basketball after strong SR season (21.4 PPG, 14.1 RPG, 3.0 APG).	CAREER HIGHS P: 14 Wright State (11-16-21) R: 11 Wright State (11-16-21) A: 2 Wright State (11-16-21) M: 33 [18] North Carolina (11-20-21)
	6-10 230 Fort Wayne, Ind. Blackhawk Christian											
	GP / GS	PPG	RPG	APG	Blks.	Stls.	FG %	3P %	FT %			
Next Game: Saturday, Jan. 8 at Penn State	#4 Trey Kaufman-Renn Fr. Forward										LAST: Will redshirt this season. • Had surgery in late Nov., to clean up loose particles in his foot. • A top-40 recruit, averaged 24.5 PPG, 11.8 RPG, 3.6 APG as a senior last year. • Led Silver Creek to the 2019 and 2021 Class 3A State Championships (Ind.). • Was Indiana's Gatorade Player of the Year in 2020; 1,832 career points.	CAREER HIGHS P: 0 R: 0 A: 0 M: 0
	6-9 225 Sellersburg, Ind. Silver Creek											
	GP / GS	PPG	RPG	APG	Blks.	Stls.	FG %	3P %	FT %			
Head Coach: Matt Painter PUR: 367-185 / 17th CAR: 392-190 / 18th	#5 Brandon Newman So. Guard										LAST: 7 points, 4 rebs, 2 asts in the win over Nicholls. • 4-of-10 from deep in last two games (13 pts, 9 rebs in 40 mins); 2-17 prev. 4. • Avg. 10.5 PPG at home (20-48 3Ps); avg. 1.4 PPG away from home (2-17 3Ps). • Purdue is 13-3 when he scores 10+ points; 5 triples vs. Wright tied c-high. • Runner-up for Mr. Basketball in 2019; redshirted 2019-20 season.	CAREER HIGHS P: 29 [21] Minnesota (1-30-21) R: 8 [4] Iowa (12-22-20) A: 4 Two Times M: 37 Clemson (11-26-20)
	6-5 200 Valparaiso, Ind. Valparaiso											
	GP / GS	PPG	RPG	APG	Blks.	Stls.	FG %	3P %	FT %			
Assistant Coaches: Brandon Brantley Paul Lusk Terry Johnson Elliot Bloom (DBO)	#11 Isaiah Thompson Jr. Guard										LAST: 15 points, 2 rebs, 1 ast in the win over Nicholls. • 10 turnovers in last 29 games played (480 minutes); 7 TDs in 253 mins this yr. • Is 7-of-14 from 3P range last three games; was 0-of-3 prev. 3 games. • Avg. 9.7 PPG, 1.7 RPG, 1.0 APG in last 3 games (29 points in 61 minutes). • Shooting 40.4 percent from long range during his career (180-of-198).	CAREER HIGHS P: 17 Two Times R: 4 Two Times A: 6 Oakland (12-1-20) M: 40 [19] Michigan (1-9-20)
	6-1 160 Zionsville, Ind. Zionsville											
	GP / GS	PPG	RPG	APG	Blks.	Stls.	FG %	3P %	FT %			
2021-22 SCHEDULE	#14 Jared Wulbrun Sr. Guard										LAST: Registered no statistics in the win over Nicholls. • A strong shooter, Wulbrun is a walk-on transfer from Cal Lutheran. • As a freshman at Cal Lutheran in 2018-19, avg. 6.6 PPG with 43 3-pointers. • Had offseason knee surgery and is rounding into shape. • Father, Jeff, is a first-year head coach at the University of Denver.	CAREER HIGHS P: 19 Redlands (2-13-19) R: 4 Two Times A: 5 UC Santa Cruz (1-26-19) M: 36 Redlands (1-9-19)
	5-10 180 Stanford, Calif. Palo Alto Cal Lutheran											
	GP / GS	PPG	RPG	APG	Blks.	Stls.	FG %	3P %	FT %			
Opponent Date / Result	#15 Zach Edey So. Center (e-Dee)										LAST: 21 points, 5 rebs, 4 asts, 2 blks, 1 stl in the win over Nicholls. • Has 34 points, 14 rebs, 8 asts, 3 blks in 31 mins in last 2 games (13-15 FGs). • 1st nationally in FG Pct. (.728); avg. 34.0 pts, 16.7 reb / 40 minutes played. • Has shot over 60.0 percent FGs in 10-of-13 games (19-23 FGs last 3 games). • FIBA U-19 World Cup All-Star 5 Team in July (15.1 PPG, 14.1 RPG, 2.3 BPG).	CAREER HIGHS P: 22 Indiana State (11-12-21) R: 11 Northwestern (2-6-21) B: 4 Northwestern (2-6-21) M: 23 Northwestern (2-6-21)
	7-4 295 Toronto, Canada IMG Academy (Fla.)											
	GP / GS	PPG	RPG	APG	Blks.	Stls.	FG %	3P %	FT %			
Bellarmine Indiana State Wright State vs. [18] North Carolina vs. [5] Villanova Omaha Florida State Iowa at Rutgers vs. North Carolina State vs. Butler Incarnate Word Nicholls State Wisconsin at Penn State at Michigan Nebraska at Illinois at Indiana Northwestern at Iowa Ohio State at Minnesota Michigan Illinois Maryland at Northwestern Rutgers at Michigan State at Wisconsin Indiana Big Ten Tournament NCAA Tournament	#21 Matt Frost Jr. Forward										LAST: Registered no statistics in the win over Nicholls. • Is 4-of-8 from the field in career; 7 points in 14 minutes over last 2 seasons. • Avg. 14.2 PPG, 6.2 RPG and 1.9 APG as a senior at Columbus East. • The Republic Boys Basketball Player of the Year; first-team all-conference. • Family includes 11 Purdue alums, including brother Kyle – current student.	CAREER HIGHS P: 3 Oakland (12-1-20) R: 2 Omaha (11-26-21) A: 1 Oakland (12-1-20) M: 4 Central Michigan (12-28-19)
	6-5 200 Columbus, Ind. Columbus East											
	GP / GS	PPG	RPG	APG	Blks.	Stls.	FG %	3P %	FT %			
Bellarmine Indiana State Wright State vs. [18] North Carolina vs. [5] Villanova Omaha Florida State Iowa at Rutgers vs. North Carolina State vs. Butler Incarnate Word Nicholls State Wisconsin at Penn State at Michigan Nebraska at Illinois at Indiana Northwestern at Iowa Ohio State at Minnesota Michigan Illinois Maryland at Northwestern Rutgers at Michigan State at Wisconsin Indiana Big Ten Tournament NCAA Tournament	#22 Chase Martin Fr. Guard										LAST: Registered no statistics in the win over Nicholls. • Recorded first career points and assist in the win over Omaha. • Named All-Conference and All-District as a senior at Tolton. • Was class valedictorian at Tolton. • Father, Cuonzo, is the head coach at Missouri; former teammate of Painter.	CAREER HIGHS P: 2 Omaha (11-26-21) R: 1 Two Times A: 1 Omaha (11-26-21) M: 3 Two Times
	6-3 180 Columbia, Mo. Tolton											
	GP / GS	PPG	RPG	APG	Blks.	Stls.	FG %	3P %	FT %			
Bellarmine Indiana State Wright State vs. [18] North Carolina vs. [5] Villanova Omaha Florida State Iowa at Rutgers vs. North Carolina State vs. Butler Incarnate Word Nicholls State Wisconsin at Penn State at Michigan Nebraska at Illinois at Indiana Northwestern at Iowa Ohio State at Minnesota Michigan Illinois Maryland at Northwestern Rutgers at Michigan State at Wisconsin Indiana Big Ten Tournament NCAA Tournament	#23 Jaden Ivey So. Guard (jay-den Ivey)										LAST: 19 points, 2 rebs, 1 ast, 1 blk in the win over Nicholls. • Double-figures in 10 straight games (17.1 PPG, 4.7 RPG, 3.1 APG, 25-50 3Ps). • Started season 3-of-12 from 3P range (3 games); 25-of-50 in last 10 games. • Needs 27 points for 500 in career; 3P % is 194 percentage pts. better this yr. • FIBA U-19 World Cup All-Star 5 Team in July (12.3 PPG, 3.0 RPG, 1.6 SPG).	CAREER HIGHS P: 27 Indiana State (11-12-21) R: 10 [18] North Carolina (11-20-21) A: 7 [5] Villanova (11-21-21) M: 43 [9] Ohio State (3-12-21)
	6-4 195 South Bend, Ind. La Lumiere Prep											
	GP / GS	PPG	RPG	APG	Blks.	Stls.	FG %	3P %	FT %			
Bellarmine Indiana State Wright State vs. [18] North Carolina vs. [5] Villanova Omaha Florida State Iowa at Rutgers vs. North Carolina State vs. Butler Incarnate Word Nicholls State Wisconsin at Penn State at Michigan Nebraska at Illinois at Indiana Northwestern at Iowa Ohio State at Minnesota Michigan Illinois Maryland at Northwestern Rutgers at Michigan State at Wisconsin Indiana Big Ten Tournament NCAA Tournament	#25 Ethan Morton So. Guard										LAST: 7 points, 7 asts, 2 rebs in the win over Nicholls. • Has 39 points, 21 rebs, 31 asts, 9 stls, 2 blks in 222 minutes this season. • Has a 31 / 6 assist: turnover ratio (5.17); 6 turnovers in 222 minutes this yr. • Has 10 points, 9 assists, 2 TDs in 41 minutes in last 2 games (4-6 FGs). • Named Pennsylvania Gatorade POY and Mr. Basketball following SR year.	CAREER HIGHS P: 7 Nicholls (12-29-21) R: 4 Bellarmine (11-9-21) A: 7 Nicholls (12-29-21) M: 25 Clemson (11-26-20)
	6-6 215 Butler, Pa. Butler											
	GP / GS	PPG	RPG	APG	Blks.	Stls.	FG %	3P %	FT %			
Bellarmine Indiana State Wright State vs. [18] North Carolina vs. [5] Villanova Omaha Florida State Iowa at Rutgers vs. North Carolina State vs. Butler Incarnate Word Nicholls State Wisconsin at Penn State at Michigan Nebraska at Illinois at Indiana Northwestern at Iowa Ohio State at Minnesota Michigan Illinois Maryland at Northwestern Rutgers at Michigan State at Wisconsin Indiana Big Ten Tournament NCAA Tournament	#34 Carson Barrett So. Forward										LAST: Registered no statistics in the win over Nicholls. • Made first career field goal in the win over Omaha. • Led Lafayette CC to Hoosier Conf. title as SR; 18.1 PPG, 10.2 RPG, 6.5 APG. • Excelled on the baseball diamond as well (3-yr. starter; 368 BA). • Father, Dave, was HS head coach; Played at Purdue from 1988-91.	CAREER HIGHS P: 2 Omaha (11-26-21) R: 2 Butler (12-18-21) A: 0 M: 3 Two Times
	6-5 215 Lafayette, Ind. Lafayette Central Catholic											
	GP / GS	PPG	RPG	APG	Blks.	Stls.	FG %	3P %	FT %			
Bellarmine Indiana State Wright State vs. [18] North Carolina vs. [5] Villanova Omaha Florida State Iowa at Rutgers vs. North Carolina State vs. Butler Incarnate Word Nicholls State Wisconsin at Penn State at Michigan Nebraska at Illinois at Indiana Northwestern at Iowa Ohio State at Minnesota Michigan Illinois Maryland at Northwestern Rutgers at Michigan State at Wisconsin Indiana Big Ten Tournament NCAA Tournament	#50 Trevion Williams Sr. Forward (tray-vee-on)										LAST: 9 points, 11 rebs, 8 asts, 1 blk, 1 stl in the win over Nicholls. • Two-Time Big Ten Player of the Week (Nov. 22; Dec. 13). • Only player nat'l since 2009-10 with 22 P, 12 R, 9 A, 4 B, 2 S in game (NCSU). • Avg. 13.3 PPG, 9.3 RPG, 5.0 APG in last 4 games (4.00 A/T0 ratio; 20/5). • 4 career Big Ten Player of the Week honors – 5th in Purdue history.	CAREER HIGHS P: 36 [19] Michigan (1-9-20) R: 20 [19] Michigan (1-9-20) A: 9 North Carolina St. (12-12-21) M: 43 [19] Michigan (1-9-20)
	6-10 255 Chicago, Ill. Henry Ford (Mich.)											
	GP / GS	PPG	RPG	APG	Blks.	Stls.	FG %	3P %	FT %			
Bellarmine Indiana State Wright State vs. [18] North Carolina vs. [5] Villanova Omaha Florida State Iowa at Rutgers vs. North Carolina State vs. Butler Incarnate Word Nicholls State Wisconsin at Penn State at Michigan Nebraska at Illinois at Indiana Northwestern at Iowa Ohio State at Minnesota Michigan Illinois Maryland at Northwestern Rutgers at Michigan State at Wisconsin Indiana Big Ten Tournament NCAA Tournament	#55 Sasha Stefanovic Sr. Guard (steph-On-uh-vitch)										LAST: 14 points, 4 asts, 2 rebs, 1 stl in the win over Nicholls. • 174 career 3-ptrs – 13th on the school's 3PM list; surpassed 700 pts. vs. RU. • Avg. 10.5 PPG, 2.3 RPG, 3.3 APG in last 4 games (10-23 3Ps); 2+ 3PM in last 5. • 40.2 percent career 3-pt. shooter; 41.5 % (83-of-200) since start of last yr. • Father, Lou, was selected by Seattle in the 1985 NBA Draft (5th round).	CAREER HIGHS P: 23 Three Times R: 8 [17] Maryland (1-18-20) A: 8 Three Times M: 46 Minnesota (1-2-20)
	6-5 205 Crown Point, Ind. Crown Point											
	GP / GS	PPG	RPG	APG	Blks.	Stls.	FG %	3P %	FT %			
Bellarmine Indiana State Wright State vs. [18] North Carolina vs. [5] Villanova Omaha Florida State Iowa at Rutgers vs. North Carolina State vs. Butler Incarnate Word Nicholls State Wisconsin at Penn State at Michigan Nebraska at Illinois at Indiana Northwestern at Iowa Ohio State at Minnesota Michigan Illinois Maryland at Northwestern Rutgers at Michigan State at Wisconsin Indiana Big Ten Tournament NCAA Tournament	6-10 230 Fort Wayne, Ind. Blackhawk Christian										LAST: Missed the Nicholls game (health and safety protocols). • 11/22 – Big Ten FOW (11.3 PPG, 6.7 RPG, 1.0 APG, 13-17 FGs, 4-6 3Ps). • 2.0 PPG, 3.4 RPG in last five games (5-15 FGs, 0-4 3Ps); 9.1 PPG, 7.4 RPG prev. 7. • Recorded first career double-double in a win over Wright State (14 p, 11 r). • Indiana Mr. Basketball after strong SR season (21.4 PPG, 14.1 RPG, 3.0 APG).	CAREER HIGHS P: 14 Wright State (11-16-21) R: 11 Wright State (11-16-21) A: 2 Wright State (11-16-21) M: 33 [18] North Carolina (11-20-21)
	6-9 225 Sellersburg, Ind. Silver Creek											
	GP / GS	PPG	RPG	APG	Blks.	Stls.	FG %	3P %	FT %			
Media Web: PurdueSports.com Twitter: @BoilerBall Contact: Chris Forman Email: cforman@purdue.edu Office: 765-494-3201 Cell: 413-687-4590 Twitter: @Forman	6-10 230 Fort Wayne, Ind. Blackhawk Christian										LAST: Missed the Nicholls game (health and safety protocols). • 11/22 – Big Ten FOW (11.3 PPG, 6.7 RPG, 1.0 APG, 13-17 FGs, 4-6 3Ps). • 2.0 PPG, 3.4 RPG in last five games (5-15 FGs, 0-4 3Ps); 9.1 PPG, 7.4 RPG prev. 7. • Recorded first career double-double in a win over Wright State (14 p, 11 r). • Indiana Mr. Basketball after strong SR season (21.4 PPG, 14.1 RPG, 3.0 APG).	CAREER HIGHS P: 14 Wright State (11-16-21) R: 11 Wright State (11-16-21) A: 2 Wright State (11-16-21) M: 33 [18] North Carolina (11-20-21)
	6-9 225 Sellersburg, Ind. Silver Creek											
	GP / GS	PPG	RPG	APG	Blks.	Stls.	FG %	3P %	FT %			