

# WISCONSIN BASKETBALL

24 NCAA TOURNAMENT APPEARANCES ■ 4 FINAL FOURS ■ 21 BIG TEN CHAMPIONSHIPS ■ 21 CONSENSUS ALL-AMERICANS

## #24 WISCONSIN BADGERS

RECORD: 10-2, 1-1 BIG TEN



**Rankings (AP/Coaches):** 24/23  
**Head Coach:** Greg Gard  
**Record at Wisconsin:** 129-72 (7th Season)  
**Overall Record:** 129-72 (7th Season)

VS

## #3 PURDUE BOILERMAKERS

RECORD: 12-1, 1-1 BIG TEN



**Rankings (AP/Coaches):** --/--  
**Head Coach:** Matt Painter  
**Record at PU:** 367-185 (17th Season)  
**Overall Record:** 392-190 (18th Season)

MONDAY, JAN. 3 ■ 6 P.M. (CT) ■ WEST LAFAYETTE, IND. ■ MACKAY ARENA ■ BIG TEN NETWORK

### BADGERS BACK TO BIG TEN PLAY AGAINST NO. 3 PURDUE

- Wisconsin resumes Big Ten play Monday at No. 3 Purdue. The Badgers are seeking their 9th top-10 win under Greg Gard and first since winning at No. 5 Ohio State in 2020. Tip is at 6 p.m. (CT) on Big Ten Network.
- Up next, UW will host Iowa at the Kohl Center on Thursday on FS1.

### FAST BREAK FACTS

- Wisconsin has already tallied 5 wins over KenPom top-100 teams. Only 4 other schools in the country have more: Providence, Alabama, Baylor and Auburn.
- UW also has 4 wins away from the Kohl Center. Only USC (6), Auburn (5), Michigan State (5) and Minnesota (5) have more road/neutral wins among major conference teams.
- Ranked 32nd in the NET, the Badgers are 2-2 in Quad 1 opportunities and 2-0 in Quad 2.
- Wisconsin has improved to 10-2 on the season for the 2nd consecutive season and the 3rd time in the last 4 years.
- Wisconsin has shown a penchant for comebacks this season. The Badgers matched the largest comeback in school history, by erasing a 22-pt deficit to beat Indiana.
  - UW has 4 double-digit comebacks this season, including 3 second-half comebacks of 10+ points. (page 4)
- The Badgers won their Big Ten opener for the 17th time in the last 19 seasons.
- Wisconsin won its first-ever Maui Invitational championship, knocking off Texas A&M, #12 Houston and Saint Mary's in Las Vegas.
  - During the tourney, UW allowed 58.7 ppg and overcame double-digit deficits in 2 of 3 games.
- Wisconsin ranks 4th in the Big Ten allowing 63.2 ppg. Only 4 opponents have averaged more than 1.0 PPP in a game against UW this season. (page 5)
- UW ranks 3rd in the Big Ten shooting 76.8% at the free throw line and has made more FTs (182) than its foes have attempted (173).

- UW is 2nd in the NCAA averaging just 8.3 turnovers per game this season.
- Sophomore **Johnny Davis** is playing like an All-American, earning Maui Invitational MVP honors as well as Big Ten Player of the Week (Nov. 29).
  - Davis leads Wisconsin in points (20.8 ppg), rebounds (6.6 rpg) and assists (2.5 apg).
  - Davis is shooting 34.1% from 3-point range and 83.6% at the free throw line. (page 3)
- Named Big Ten Co-Player of the Week (12/6), **Brad Davison** averages 14.5 ppg, shooting 85.7% at the FT line. This year, the senior ranks 19th in the Big Ten in scoring averaging a career-best 2.5 triples per game. (page 6)
  - Davison ranks 9th on UW's all-time scoring list - 1,537 career pts. (page 7)
- Junior **Tyler Wahl** earned Maui Invitational All-Tournament honors, averaging 11.0 ppg and 5.3 rpg, scoring a career-high 18 points in the championship game against Saint Mary's.
- In his 7th season as head coach, **Greg Gard** has guided Wisconsin to a 129-72 (.642) record - 70-45 (.609) in Big Ten play. (page 6)
  - Gard has led the Badgers to appearances in 4 of the last 5 NCAA tournaments.



**Johnny Davis has scored 20+ points in 7 of his last 8 games, ranking 3rd in the Big Ten averaging 20.8 points per game.**

### WISCONSIN'S PROBABLE STARTERS

No.	Name	Pts.	Reb.	Ast.	Of Note
1	JOHNNY DAVIS	20.8	6.6	2.5	Maui Invitational MVP has scored 20+ in 7 of his last 8 games
5	TYLER WAHL	9.2	5.1	1.3	Career-high 18pts (12 pts in 2H) in Maui Invitational title game
21	STEVEN CROWL	8.8	4.8	1.0	Career-high 21pts (7-8 FGs) vs. Illinois State; 22 O-Rebounds
23	CHUCKY HEPBURN	7.5	2.1	2.1	1.6 assist-to-turnover ratio (25-16); 84.6% FT shooting
34	BRAD DAVISON	14.5	4.2	1.8	9th on UW's all-time scoring chart (1,537 points)

### 2021-22 SCHEDULE

Nov. 9	ST. FRANCIS (NY)	W, 81-58
Nov. 12	GREEN BAY	W, 72-34
Nov. 15	PROVIDENCE*	L, 58-63

#### MAUI INVITATIONAL - Las Vegas, Nevada

Nov. 22	vs. Texas A&M	W, 69-58
Nov. 23	vs. Houston [12]	W, 65-63
Nov. 24	vs. Saint Mary's	W, 61-55

Dec. 1	at Georgia Tech^	W, 70-66
Dec. 4	MARQUETTE	W, 89-76
Dec. 8	INDIANA	W, 64-59
Dec. 11	at Ohio State [21]	L, 55-73
Dec. 15	NICHOLLS	W, 71-68
Dec. 23	GEORGE MASON	CANCELED
Dec. 29	ILLINOIS STATE	W, 89-85

Jan. 3	at Purdue [3]	6 PM
Jan. 6	IOWA	8 PM
Jan. 9	at Maryland	TBA
Jan. 13	OHIO STATE [13]	6 PM
Jan. 18	at Northwestern	8 PM
Jan. 21	MICHIGAN STATE [10]	8 PM
Jan. 25	at Nebraska	8 PM
Jan. 30	MINNESOTA	NOON

Feb. 2	at Illinois	8 PM
Feb. 5	PENN STATE	5 PM
Feb. 8	at Michigan State [10]	6 PM
Feb. 12	RUTGERS	1 PM
Feb. 15	at Indiana	8 PM
Feb. 20	MICHIGAN	NOON
Feb. 23	at Minnesota	8 PM
Feb. 26	at Rutgers	5 PM

March 1	PURDUE [3]	8 PM
March 6	NEBRASKA	1 PM

#### BIG TEN TOURNAMENT - Indianapolis, Ind.

Mar. 9-13 at Gainbridge Fieldhouse

#### NCAA TOURNAMENT

Mar. 15-16 First Four

Mar. 17-20 Rounds 1-2

Mar. 24-27 Sweet 16 / Elite 8

April 2-4 Final Four / Championship  
New Orleans

All times listed Central Standard Time

[ ] AP Top 25 Team Ranking

\* Gavitt Tipoff Games

^ Big Ten/ACC Challenge

Home games in **BOLD CAPS**

### FOLLOW THE #BADGERS

#### TV: BIG TEN NETWORK

App: FOX SPORTS | Online: FoxSports.com

- Play-by-Play: Brandon Gaudin
- Analyst: Robbie Hummel
- Reporter: Andy Katz

#### RADIO: BADGER SPORTS NETWORK

App: iHeartRadio | Satellite: SiriusXM 195

- Play-by-Play: Matt Lepay
- Analyst: Mike Lucas

#### SOCIAL MEDIA: #ONWISCONSIN

- Twitter: @BadgerMBB
- Instagram: badgermbb
- Facebook: /WisconsinMensBasketball
- YouTube: /WisconsinBadgers

**BASKETBALL COMMUNICATIONS****GENERAL INFORMATION**

- Address: 1440 Monroe Street, Madison, WI 53711
- Website: UWBadgers.com
- Press Box Phone: (608) 262-7766

**BRANDON HARRISON****PRIMARY CONTACT**

- Phone: (608) 279-8653
- Email: bah@athletics.wisc.edu
- Twitter: @BrandonHarrison

**PATRICK HERB****DIRECTOR OF BRAND STRATEGY**

- Phone: (608) 957-2085
- Email: pah@athletics.wisc.edu
- Twitter: @PatrickHerb

**MEDIA RESOURCES****CREDENTIAL APPLICATIONS**

- www.sportssystem.com/Wisconsin

**BIG TEN MEDIA EMAIL LIST**

- office.bigten.org/media

**WISCONSIN BASKETBALL RECORD BOOK**

- go.wisc.edu/MBBRecordBook

**WIRELESS INTERNET ACCESS (KOHL CENTER)**

- BadgerWiFi (connect and register with email address)

**LIVE STATS - STATBROADCAST (KOHL CENTER)**

- Wisconsin.StatBroadcast.com (password: buckybadger)

**OFFICIAL SOCIAL MEDIA CHANNELS**

- Twitter: @BadgerMBB
- Instagram: @badgermbb
- Facebook: /WisconsinMensBasketball
- YouTube: /WisconsinBadgers

**RADIO**

Radio Station: WIBA (1310 AM)

**Play-by-Play Announcer: Matt Lepay**


Address: P.O. Box 99  
Madison, WI 53701  
Phone: 608-274-5450

**Color Analyst: Mike Lucas**

Address: 1440 Monroe St.  
Madison, WI 53711  
Phone: 608-252-6474

**Credentials:** 2021-22 men's basketball credentials must be requested online: [www.sportssystem.com/Wisconsin](http://www.sportssystem.com/Wisconsin)

Contact Brandon Harrison with questions (608-279-8653). Approved credentials will be either mailed or made available at the Brand Communications Office or with the parking attendant (white vehicle) at the entrance to Lot 46 on Frances Street, one block north of the Kohl Center




**0 JAHCOBI NEATH**  
G, Jr., 6-4, 196  
Toronto, Ontario



**1 JOHNNY DAVIS**  
G, So., 6-5, 194  
La Crosse, Wis.



**2 JORDAN DAVIS**  
G, So., 6-4, 198  
La Crosse, Wis.



**4 CARTER HIGGINBOTTOM**  
G, Jr., 6-0, 193  
Chicago, Ill.




**5 TYLER WAHL**  
F, Jr., 6-9, 221  
Lakeville, Minn.



**10 ISAAC LINDSEY**  
G, So., 6-4, 184  
Mineral Point, Wis.



**11 LORNE BOWMAN**  
G, Fr., 6-2, 210  
Detroit, Mich.



**13 JUSTIN TAPHORN**  
G, So., 6-5, 208  
Pekin, Ill.




**14 CARTER GILMORE**  
F, So., 6-7, 224  
Hartland, Wis.



**20 BEN CARLSON**  
F, So., 6-9, 226  
Woodbury, Minn.




**21 CHRIS HODGES**  
F, Fr., 6-9, 239  
Schaumburg, Ill.



**22 STEVEN CROWL**  
F, So., 7-0, 234  
Eagan, Minn.



**23 CHUCKY HEPBURN**  
G, Fr., 6-2, 211  
Omaha, Neb.



**32 MATTHEW MORS**  
F, Fr., 6-7, 241  
Yankton, S.D.



**33 CHRIS VOGT**  
C, Sr., 7-0, 257  
Mayfield, Ky.



**34 BRAD DAVISON**  
G, Sr., 6-4, 200  
Maple Grove, Minn.




**35 MARKUS ILVER**  
F, Fr., 6-8, 219  
Tallinn, Estonia



**GREG GARD**  
Head Coach  
7th season at UW



**JOE KRABBRHOFT**  
Assistant Coach  
6th season at UW



**DEAN OLIVER**  
Assistant Coach  
5th season at UW



**SHARIF CHAMBLISS**  
Assistant Coach  
1st season at UW



**MARC VANDEWETTERING**  
Dir. Basketball Operations  
9th season at UW



**KYLE BLACKBURN**  
Dir. Recruiting & Scouting  
6th season at UW



**JIM SNIDER**  
Strength & Conditioning  
11th season at UW



**AJ VAN HANDEL**  
Video Coordinator  
11th season at UW

WISCONSIN BADGERS	POS	HT	WT	YR/ELIG	HOMETOWN (HS/LAST SCHOOL)	PRONUNCIATION
0 Jahcobi Neath	G	6-4	196	Jr./Jr.	Toronto, Ontario (Wake Forest)	Juh-KOBE KNEE-th
1 Johnny Davis	G	6-5	194	So./So.	La Crosse, Wis. (Central)	
2 Jordan Davis	G	6-4	198	So./So.	La Crosse, Wis. (Central)	
4 Carter Higginbottom	G	6-0	193	Sr./Jr.	Chicago, Ill. (St. Ignatius)	
5 Tyler Wahl	F	6-9	221	Jr./Jr.	Lakeville, Minn. (North)	WALL
10 Isaac Lindsey	G	6-4	184	So./So.	Mineral Point, Wis. (Mineral Point)	LIN-zee
11 Lorne Bowman II	G	6-2	210	So./Fr.	Detroit, Mich. (St. Mary's)	BOW-men
13 Justin Taphorn	G	6-5	208	So./So.	Pekin, Ill. (Pekin)	
14 Carter Gilmore	F	6-7	224	So./So.	Hartland, Wis. (Arrowhead)	
20 Ben Carlson	F	6-9	226	So./So.	Woodbury, Minn. (East Ridge)	
21 Chris Hodges	F	6-9	239	Fr./Fr.	Schaumburg, Ill. (Schaumburg)	
22 Steven Crowl	F	7-0	234	So./So.	Eagan, Minn. (Eastview)	(rhymes with growl)
23 Chucky Hepburn	G	6-2	211	Fr./Fr.	Omaha, Neb. (Bellevue West)	
32 Matthew Mors	F	6-7	241	Fr./Fr.	Yankton, S.D. (Yankton)	MORE-s
33 Chris Vogt	C	7-0	257	Gr./5th	Mayfield, Ky. (Cincinnati)	VOTE
34 Brad Davison	G	6-4	200	Gr./5th	Maple Grove, Minn. (Maple Grove)	DAVIS-on
35 Markus Ilver	F	6-8	219	Fr./Fr.	Tallinn, Estonia (Western Reserve Acad.)	ILL-ver

## CHARTING THE BADGERS

## CAREER GAMES PLAYED

	Games	Starts	Cons. Starts
Brad Davison	140	136	136
Tyler Wahl	74	33	30
Johnny Davis	41	10	10
Steven Crowl	24	12	12
Jordan Davis	23	0	0
Carter Higginbottom	20	0	0
Carter Gilmore	20	0	0
Ben Carlson	18	1	0
Chucky Hepburn	12	12	12
Chris Vogt	12	0	0
Lorne Bowman	9	0	0
Justin Taphorn	9	0	0
Markus Ilver	6	0	0
Jahcobi Neath	5	1	1
Isaac Lindsey	3	0	0

## DOUBLE-DIGIT POINTS

	Career	'21-22	Cons.
Brad Davison	75 (53-22)	7 (5-2)	0
Johnny Davis	19 (14-5)	10 (9-1)	11
Tyler Wahl	9 (7-2)	4 (3-1)	2
Steven Crowl	5 (5-0)	5 (5-0)	1
Chucky Hepburn	3 (3-0)	3 (3-0)	1
Ben Carlson	1 (1-0)	0 (0-0)	0

## 20-POINT SCORING GAMES

	Career	'21-22	Cons.
Brad Davison	13 (9-4)	3 (2-1)	0
Johnny Davis	7 (6-1)	7 (6-1)	4
Steven Crowl	1 (1-0)	1 (1-0)	1

## 30-POINT SCORING GAMES

	Career	'21-22	Cons.
Brad Davison	2 (1-1)	0	0
Johnny Davis	1 (1-0)	1 (1-0)	0

## DOUBLE-DIGIT REBOUNDS

	Career	'21-22	Cons.
Tyler Wahl	4 (2-2)	1 (1-0)	0
Brad Davison	1 (1-0)	0	0
Johnny Davis	1 (1-0)	1 (1-0)	1

## DOUBLE-DIGIT ASSISTS

	Career	'21-22	Cons.
None Active	--	--	--

## DOUBLE-DOUBLES

	Career	'21-22	Cons.
Tyler Wahl	2 (1-1)	0	0
Johnny Davis	1 (1-0)	1 (1-0)	1

## "HERE'S JOHNNY!"

Sophomore **Johnny Davis** has established himself as one of the best guards in college basketball, highlighted by MVP honors at the Maui Invitational earlier this season.

- Davis has scored at least 15 points in all 10 games he has played in this season.
- Davis is just the 4th Badger in the last 20 seasons (since 2002-03) to score at least 15 points in 10 straight games and the first since Jon Leuer in the 2010-11 season.

## Consecutive Games with 15+ Points (since 2002-03)

Games	Players	Season
15	Devin Harris	2003-04
12	Jon Leuer	2010-11
10	Alando Tucker	2006-07
10	Johnny Davis	2021-22

- Davis has scored at least 20 points in 7 of his last 8 games, and ranks 3rd in the Big Ten averaging 20.8 ppg.
- Wisconsin has not had a player average 20 points per game since Michael Finley averaged 20.5 ppg in the 1994-95 season. Finley averaged 20-plus points in 3 consecutive seasons for the Badgers (1993, 1994, 1995).
- Coincidentally, Wisconsin will be raising Finley's #24 into the Kohl Center rafters on Feb. 20.

- Davis also leads UW in rebounds (6.6 rpg), assists (25) and steals (15). His 1.5 steals per game ranks 6th in the Big Ten.

- Davis is shooting 83.6% from the free throw line, going 46-for-55 on the season (including 15-for-15 during the Maui Invitational).

- Davis draws a team-high 5.4 fouls per game.

- The Badgers are 9-1 with Davis in the lineup, dropping a game to Providence when he was out with a lower-body injury.

- After averaging 7.0 ppg as a freshman last season, Davis is enjoying one of the biggest scoring jumps in the Big Ten this season.

## Big Ten Scoring Increases, 2020-21 to 2021-22

Increase	Player (School)	2021	2022
16.5	Keegan Murray (Iowa)	7.2	23.7
13.8	Johnny Davis (Wis.)	7.0	20.8
8.6	Clifford Omoruyi (Rut)	3.8	12.4
7.0	Gabe Brown (MSU)	7.2	14.2

- On his way to claiming Maui Invitational Tournament MVP, Davis put together a 3-game stretch during which he averaged 23.7 points (47.2% FG, 46.2% 3FG, 15-15 FT) and 6.7 rebounds per game, which was highlighted by a career-high 30-point game vs. #12 Houston (11/23).

- Davis' 71 pts in 3 Maui Invite games broke Wisconsin's tournament record of 48 set by Trevon Hughes (2009) & Ethan Happ (2016).

- Davis became the first Badger to score 20+pts in 3 straight games since Ethan Happ in 2018.

## BIG TEN BEASTS

Over the last 20 years, Wisconsin has been one of the Big Ten's best programs.

- The Badgers have won 5 Big Ten regular season titles since 2000, matching Ohio State for the 2nd-most during that span. Only Michigan State (8) has more league titles since 2000.
- UW claimed regular season crowns in 2002, 2003, 2008, 2015 and 2020.
- Overall, the Badgers have won 19 Big Ten championships, trailing only Purdue (24), Indiana (22) and Ohio State (20).
- Wisconsin has won 12+ B1G games in 10 of last 12 seasons, the most of any Big Ten team.
- Including 10 Big Ten wins last season, UW has posted double-digit league wins in 18 of the last 20 years. No other Big Ten team can make that claim.
- Since 2001-02, UW has the most Big Ten wins and best win pct. at 243-114 (.681).

## Big Ten Win Pct., Since 2001-02 (thru 12/31/21)

Team	W-L	Pct.
1. Wisconsin	243-114	.681
2. Michigan State	241-115	.677
3. Ohio State	222-134	.624
4. Maryland	82-51	.617
5. Purdue	207-149	.581

## GARD AMONG THE BEST

In his 7th season as head coach, **Greg Gard** has put together one of the most successful careers in Wisconsin history and is quickly placing himself among the greatest Big Ten coaches of the last 40 years.

- Gard has guided the Badgers to a record of 129-72 (.642), the 4th-highest win total and 3rd-highest win percentage in UW annals.

## Best Win Pct, Wisconsin Coaches (min. 50 wins)

Coach (School, Years)	Record	Pct.
1. Bo Ryan (2002-15)	364-130	.737
2. Walter Meanwell (1912-17, '21-34)	246-99	.712
3. Greg Gard (2016-present)	129-72	.642
4. Dick Bennett (1996-2000)	94-68	.580
5. Bud Foster (1935-59)	265-267	.498

- Gard became the 2nd-fastest (157 games) UW coach to 100 wins in the NCAA tournament era, trailing only Bo Ryan (138 games).

- With a conference record of 70-46, Gard's .603 win percentage ranks 8th among Big Ten coaches of the last 40 years (since 1980).

## Best Win Pct, B1G Coaches w/ 50+ Wins (since 1980)

Coach (School, Years)	Record	Pct.
1. Bo Ryan, WIS (2002-15)	172-68	.717
2. Bob Knight, IND (1972-2000)	353-151	.700
3. Tom Izzo, MSU (1995-)	313-143	.686
4. Thad Matta, OSU (2005-17)	150-78	.658
5. Mark Turgeon, MD (2015-21)	90-50	.643
6. Matt Painter, PUR (2005-)	181-110	.622
7. Gene Keady, PUR (1981-05)	265-169	.611
8. Greg Gard, WIS (2016-)	70-46	.603

(thru games played Dec. 31, 2021)

- Among Wisconsin coaches, Gard ranks 4th in Big Ten wins (70) and 3rd in Big Ten win pct., trailing only Hall of Famers Bo Ryan (.717) Walter Meanwell (.660).



## SITUATIONAL RECORDS

	2021-22	Under Gard
Ahead at the half	7-0	103-14
Behind at the half	3-2	22-53
Tied at the half	0-0	3-5
FG% of .450 or more	2-0	69-12
FG% less than .450	8-2	59-60
Better FG% than opp.	6-0	105-13
Worse FG% than opp.	4-2	24-57
Same FG% as opp.	0-0	0-2
Opp. FG% less than 45%	8-1	102-27
3FG% of 40% or more	3-0	60-8
3FG% less than 40%	7-2	67-64
Try more than 20 3FGs	8-2	73-43
Try 20 or fewer 3FGs	2-0	55-28
Make at least 70% FT	8-1	80-30
Try at least 20 FTs	5-0	56-14
Try fewer than 20 FTs	5-2	70-57
Out-rebound opponent	6-0	79-20
Tied or out-rebounded	4-2	49-52
Same or fewer TOs than opp.	10-2	98-42
More TOs than opp.	0-0	30-30
Commit fewer than 12 TOs	9-2	97-43
Commit 12 or more TOs	1-0	31-28
Score fewer than 50 pts.	0-0	1-2
Score 50-59 points	0-2	6-32
Score 60-69 points	4-0	42-25
Score 70-79 points	3-0	44-10
Score 80-89 points	3-0	28-3
Score 90 or more pts.	0-0	7-0
Allow fewer than 50 pts.	1-0	20-1
Allow 50-59 pts.	4-0	42-6
Allow 60-69 pts.	3-1	48-26
Allow 70-79 pts.	1-1	15-27
Allow 80-89 pts.	1-0	3-11
Allow 90 or more pts.	0-0	0-1
Overtime	0-0	7-5
vs. AP Top 25 opponents	1-1	22-36
vs. AP Top 25 opp. at home	0-0	11-9
Home games	6-1	78-21
Road games	1-1	33-35
Neutral site games	3-0	18-16
Day games	4-1	43-24
Night games	6-1	85-48

## GAMES DECIDED BY

3 points or less	2-0	15-10
4-5 points	3-1	18-16
6-10 points	1-0	27-19
11-19 points	2-1	37-22
20 or more points	2-0	32-3

## TELEVISED GAMES

CBS	0-0	10-10
CBS Sports Network	0-0	0-1
FOX	1-0	3-5
FS1	0-1	11-12
ESPN	2-0	15-12
ESPN2	2-0	12-11
ESPNU	0-0	1-2
ESPN+	0-0	3-1
Big Ten Network	3-1	64-15
Big Ten Plus	2-0	4-0
TBS	0-0	0-3
TNT	0-0	2-0

## ALL-TIME VS. PURDUE

Monday's game will mark the 184th meeting between Wisconsin and Purdue in a series that dates back to its beginning in 1906.

- Purdue leads the all-time series, 111-72.
- The Boilermakers hold a 73-18 advantage for games played in West Lafayette in the series.
  - Purdue has won the last 5 meetings at Mackey Arena. UW is seeking its first road win over Purdue since 2014 (UW won 72-58).
- The two teams met just once last season, with the Boilers claiming a narrow, 73-69 win at Mackey.
- The Badgers hold a 51-38 advantage in games played in Madison. Wisconsin is 13-5 against the Boilermakers at the Kohl Center.
- Wisconsin earned a win at Mackey Arena last season, knocking off North Carolina, 85-62, in the opening round of the 2021 NCAA Tournament.
  - The Badgers went 13-for-27 (48.1%) from 3-point range and 50.8% from the field overall.
  - **Brad Davison** scored 29 points and went 5-7 on 3FGs in that game at Mackey.
- In 6 career games vs. Purdue, **Brad Davison** has averaged 10.8 points per game. He has scored in double figures 4 times with a high of 16 as a freshman. He also scored 15 points last season at Purdue. Davison is shooting 43.5% FG (20-46) and 44.4% 3FG (12-27).
- Wisconsin sophomore **Johnny Davis** and Purdue sophomore **Jaden Ivey** were teammates this past summer on Team USA's roster for the FIBA U19 World Cup in Latvia. The team won a gold medal.
  - Purdue's Caleb Furst was also on that team.

## LAST TIME OUT

**#24 WISCONSIN 89, ILLINOIS STATE 85**  
Dec. 29 | Kohl Center | Madison, Wis.

- Wisconsin led wire-to-wire and matched its season-high point total with an 89-85 win over Illinois State on Wednesday.
- UW was missing 5 players, including regulars Lorne Bowman, Ben Carlson and Jahcobi Neath.
- The Badgers set season highs for FTs and FTAs, going 25-for-32 at the free throw line.
- Wisconsin finished with just 6 turnovers and out-rebounded Illinois State, 42-35, including a 17-9 edge on the offensive glass.
- Sophomore **Johnny Davis** had the Badgers first double-double of the season and the first of his career, totaling 20 points and a career-high 11 rebounds. He also added 4 assists.
- Sophomore **Steven Cowl** tallied career highs with 21 points and 9 rebounds (8 offensive). He went 7-for-8 from the field (2-2 on 3FGs) and 5-for-6 from the foul line.
- Junior **Tyler Wahl** matched his season high with 18 points, including 16 in the second half. He also added 6 rebounds and set career highs for FTs and FTAs, going 8-for-12 at the stripe.
- Freshman **Chucky Hepburn** scored 13 points, connecting on a career-high 3 triples, going 3-for-3 from deep.

## HISTORY VS. PURDUE

- Overall: PU leads, 111-72
- In W Lafayette: PU leads 73-18
- Active Streak: PU won last 1
- Under Gard: PU leads 6-2



## LAST 25 MEETINGS (PU leads 15-10)

Date	Rank	Result	Score	Location
2/4/06	--/--	L	62-70	W. Lafayette
1/17/07	2/--	W	69-64	Madison
1/26/08	11/18	L	56-60	W. Lafayette
2/9/08	8/18	L	67-72	Madison
1/11/09	--/14	L	52-65	W. Lafayette
1/27/09	--/16	L	63-64	Madison
1/9/10	17/4	W	73-66	Madison
1/28/10	16/10	L	57-60	W. Lafayette
2/1/11	19/11	W	66-59	Madison
2/16/11	10/11	L	62-70	W. Lafayette
1/12/12	--/--	W	67-62	W. Lafayette
3/13/13	22/--	L	56-69	Madison
1/25/14	9/--	W	72-58	W. Lafayette
3/5/14	9/--	W	76-70	Madison
1/7/15	4/--	W	62-55	Madison
3/14/15	6/--	W	71-51	Chicago
12/29/15	--/15	L	55-61	Madison
3/16/16	--/15	L	80-91	W. Lafayette
1/8/17	13/20	L	55-66	W. Lafayette
1/16/18	--/3	L	50-78	W. Lafayette
2/15/18	--/6	W	57-53	Madison
1/11/19	--/--	L	80-84 (ot)	Madison
1/24/20	--/--	L	51-70	W. Lafayette
2/18/20	--/--	W	69-65	Madison
3/2/21	25/23	L	69-73	W. Lafayette

## LAST MEETING

## PURDUE 73, WISCONSIN 69

March 2, 2021 | Mackey Arena | W. Lafayette, Ind.

- Five Badgers scored in double figures, but Wisconsin came up just short in last season's only meeting between the Badgers and Boilermakers.
- The game featured 7 lead changes and 9 ties with the final tie coming with 7:24 remaining. Wisconsin would stay within 5 points the rest of the way, but could never get over the final hump.
- Wisconsin shot just 7-for-29 (24.1%) from 3-point range, and watched PU go 20-for-26 at the free throw line.
- The Badgers committed just 6 turnovers to Purdue's 10, but were out-rebounded, 37-27.
- **Brad Davison** scored a team-high 15 points (4-6 FT) and added 3 assists.
- Aleem Ford, Micah Potter and Nate Reuvers scored 11 points each.
- D'Mitrik Trice rounded out UW's double-digit scorers with 10 points, 4 assists and 3 rebounds.
- Zach Edey scored a then career-high 21 points to lead Purdue.

## CHARTING THE BADGERS

## LED UW IN SCORING

	2021-22	Career
Brad Davison	3 (2-1)	28 (21-7)
Johnny Davis	7 (6-1)	9 (8-1)
Steven Crowl	2 (2-0)	2 (2-0)
Tyler Wahl	0 (0-0)	1 (1-0)

## LED UW IN REBOUNDING

	2021-22	Career
Johnny Davis	5 (4-1)	11 (8-3)
Tyler Wahl	2 (2-0)	11 (6-5)
Brad Davison	1 (0-1)	9 (4-5)
Steven Crowl	3 (3-0)	3 (2-0)
Chris Vogt	3 (3-0)	3 (3-0)
Ben Carlson	1 (1-0)	1 (1-0)
Jahcobi Neath	1 (1-0)	1 (1-0)

## LED UW IN ASSISTS

	2021-22	Career
Brad Davison	5 (5-0)	34 (18-16)
Johnny Davis	6 (5-1)	9 (7-2)
Tyler Wahl	3 (3-0)	7 (6-1)
Chucky Hepburn	5 (4-1)	5 (4-1)
Steven Crowl	3 (2-1)	3 (2-1)
Jahcobi Neath	1 (1-0)	1 (1-0)

## LED UW IN MINUTES

	2021-22	Career
Brad Davison	3 (2-1)	43 (31-12)
Johnny Davis	6 (5-1)	6 (5-1)
Tyler Wahl	4 (3-1)	4 (3-1)
Chucky Hepburn	1 (1-0)	1 (1-0)

Record in those contests in parentheses

## 2021-22 LINEUP RECORD

Hepburn, Davison, Davis, Wahl, Crowl	9-1
Hepburn, Davison, Neath, Wahl, Crowl	1-0
Hepburn, Davison, Wahl, Carlson, Crowl	0-1

## ACTIVE WIN/LOSS STREAKS

Overall	Won 2
Vs. Unranked teams (AP)	Won 7
Vs. Ranked teams (AP)	Lost 1
At Home	Won 4
At Home vs. Big Ten	Won 1
At Home vs. ranked Big Ten	Lost 4
At Home vs. unranked Big Ten	Won 6
At Home vs. non-conference	Won 3
At Home vs. ranked opp.	Lost 2
On Road	Lost 1
On Road vs. Big Ten	Lost 3
On Road vs. ranked opp.	Lost 5
On Road vs. unranked opp.	Won 3
Neutral	Won 3
Neutral vs. ranked opp.	Won 1
Neutral vs. unranked opp.	Won 4

## ALL-TOURNEY TYLER

"Tyler Wahl is one of the best defenders in the country. The box score doesn't truly indicate his value." - Jay Bilas, ESPN

- Wahl had ESPN's Jay Bilas singing his praises after an All-Tournament Team performance during the Maui Invitational in Las Vegas.
- In 3 games, Wahl averaged 11.0 ppg, including a career-high 18 points in the championship game against Saint Mary's.
- Wahl also averaged 5.3 rebounds per game with 4 steals and 5 blocks (4 blk in title game).
- In UW's win over Indiana (12/8), Wahl grabbed a season-high 12 rebounds, while also stuffing the stat sheet with 7 pts, 3 ast, 3 blk and 1 stl.
- With 16 blocks this season, Wahl leads UW and ranks 9th in the B1G averaging 1.3 bpg.
- On the year, Wahl ranks 3rd on the team in scoring (9.2 ppg) and 2nd in rebounding (5.1 rpg). He is also 4th in assists (16) and 3rd in steals (9).
- Wahl has improved in each of his 3 seasons:

## Wahl Year-by-Year

Year	PPG	RPG	FG%	FT%
2019	2.6	2.6	.430	.389
2020	5.2	4.3	.436	.567
2021	<b>9.2</b>	<b>5.1</b>	.435	<b>.714</b>

## DE-FENSE! DE-FENSE!

Wisconsin has stifled its opponents this season, holding the opposition to an average of 63.2 points per game, 41.9 FG% and 33.2% 3FG.

- UW ranks 4th in the Big Ten in scoring defense. UW has led the B1G in Scoring D in 4 of 6 years under Gard, including the last 2.
- UW is 62-7 under Gard when holding foes below 60 points (5-0 this season).
- UW ranks 41st in the nation in Ken Pomeroy's Adjusted Defensive Efficiency (15th last year), allowing 92.7 points per 100 possessions.
- Only 4 of UW's 12 opponents have finished better than 1.0 points per possession, and only Illinois State surpassed 1.05 PPP.
- After allowing a first-half, season-high 42 pts (54.8% FG) vs. Indiana (12/8), Wisconsin limited Indiana to just 17 second-half points. IU shot just 22.6% FG in the 2H (including 0-5 3FG).
- UW allowed 3pts the final 8:59 of the game, including zero points in the final 3:00.
- UW held #12 Houston (11/23) to 20 1H pts, its fewest in a half this year (previous low 29).
- In a 72-34 win vs. Green Bay (11/12), UW allowed the fewest pts of the Greg Gard era.
- UW limited Green Bay (11/12) to 23.5% FG, the lowest opponent FG% since UW held Virginia to 23.4% FG back on Dec. 4, 2013.
- GB's 23.5% FG marked the 4th-lowest mark ever by a UW opponent in the Kohl Center.

## BATTLE-BACK BADGERS

"Hopefully nobody left early. If they did, that will teach them not to give up on this team."

Those were the words from head coach **Greg Gard** after the Badgers made history in a 22-point comeback win over Indiana. Wisconsin has shown a resiliency seldom seen in college basketball.

- UW has won 4 games when trailing by double digits this season, including 3 second-half comebacks of 10+ points.
- UW has 3 second-half, double-digit comebacks for the first time in the same season since the 1999-2000 campaign. That year, UW posted comebacks of 15 (vs. ILL), 13 (at IOWA) and 12 points (vs. IND).
- Against Indiana, UW was down by as many as 22 points, including 18 in the second half before pulling out a 64-59 win.
- UW's 22-point comeback is the largest in D-I this season, and matched the biggest in Wisconsin history. The Badgers also erased a 22-point deficit in an 82-81 OT win over Ohio State in 1976.
- This year's win over Indiana also matched the Badgers greatest second-half comeback, trailing by as many as 18 points.
- Plagued by a cold shooting start, the Badgers trailed Nicholls (12/15) by as much as 12 points in the 2nd Half with 18:40 left before rallying back to win, 71-68.
- In the Maui Invitational championship game, the Badgers trailed Saint Mary's by 10 (37-27) with ~16:00 left before claiming a 61-55 win.
- Wisconsin trailed Texas A&M by 16 (26-10) in the first half, before putting together a 51-9 run to storm back for a 69-58 win.

## ALL-NEW BACKCOURT

Wisconsin has debuted a new backcourt this season, handing the reins over to true freshmen **Chucky Hepburn** and **Lorne Bowman II**.

- The duo is averaging 11.7 ppg, with Hepburn scoring 7.5 ppg and Bowman at 4.2 ppg.
- Maintaining an even 1.1 assist-to-turnover ratio with 28 dimes and 25 turnovers.
- Big Ten Co-Freshman of the Week (12/6), Hepburn posted career highs in points (15) and assists (6) in UW's win vs. Marquette.
- Averaging 7.5 ppg, Hepburn is tied for the team lead in assists (25) and 2nd in steals (14). Hepburn also ranks 2nd with a 1.6 assist-to-turnover ratio (25 assists and 16 turnovers).
- Hepburn is shooting 84.6% (22-26) at the free throw line, including 4-for-4 the final 0:23 to clinch UW's comeback win vs. Indiana (12/8).
- Bowman, who has missed 3 games due to illness, is shooting a team-high 52.9% from 3-point range, going 9-for-17 from distance.
- In his first career game at Wisconsin (11/9), Bowman went 3-for-4 from 3-point range.

**2021-22 BIG TEN STANDINGS**

Team	Conf.	Overall
Michigan State (#10)	2-0	11-2
Ohio State (#13)	2-0	8-2
Illinois (RV)	2-0	9-3
Northwestern	1-0	8-2
Purdue (#3)	1-1	12-1
Minnesota (RV)	1-1	10-1
<b>Wisconsin (#24)</b>	<b>1-1</b>	<b>10-2</b>
Indiana	1-1	10-2
Michigan (RV)	1-1	7-5
Rutgers	1-1	7-5
Maryland	0-1	8-4
Iowa (RV)	0-2	10-3
Penn State	0-2	5-5
Nebraska	0-2	6-7

RECORDS THRU JAN. 1, 2022

**AP TOP 25 (WEEK 8 - 12/27/21)**

Team	Record	Points
1 Baylor (61)	11-0	1525
2 Duke	11-1	1448
3 Purdue	11-1	1371
4 Gonzaga	10-2	1335
5 UCLA	8-1	1296
6 Kansas	9-1	1233
7 USC	12-0	994
8 Iowa State	12-0	985
9 Arizona	11-1	973
10 Michigan State	10-2	901
11 Auburn	11-1	826
12 Houston	11-2	801
13 Ohio State	8-2	787
14 Tennessee	9-2	729
15 Seton Hall	9-1	716
16 LSU	12-0	609
17 Texas	9-2	567
18 Kentucky	9-2	459
19 Alabama	9-3	426
20 Colorado State	10-0	366
21 Providence	11-1	315
22 Villanova	8-4	312
23 Xavier	11-2	237
<b>24 Wisconsin</b>	<b>9-2</b>	<b>207</b>
25 Texas Tech	9-2	121

**Others receiving votes:** Illinois 72, Oklahoma 62, West Virginia 52, Loyola Chicago 39, UConn 34, Michigan 7, Colorado 5, San Francisco 4, Wake Forest 4, Iowa 2, Davidson 2, Memphis 1, Creighton 1, Minnesota 1

**MAUI INVITATIONAL CHAMPS**

Wisconsin claimed its first-ever Maui Invitational championship last week in Las Vegas.

- UW is the 6th Big Ten school to win the Maui Invitational and the first since Illinois in 2012.
- **Johnny Davis** was named tournament MVP after averaging 23.7 points and 6.7 rebounds per game, which was highlighted by a career-high 30 points vs. #12 Houston.
- **Tyler Wahl** averaged 11.0 ppg and 5.3 rpg to earn All-Tournament honors.

**WISCONSIN 69, TEXAS A&M 58**

- Trailing by as many as 16 in the first half, UW used two big runs of 15-1 and 15-3 to take the lead never look back in the win.
- Davis tallied a career-high 20 points and 9 rebounds, with Davison adding 19 points (6-6 FT) and 7 rebounds.

**WISCONSIN 65, #12 HOUSTON 63**

- Wisconsin held Houston to just 20 first-half points and earned its highest-ranked win since winning at #12 Michigan State, 85-76, on Dec. 25, 2020.
- UW jumped to a 13-0 lead and shot a season-high 49.6% FG (57.1% in 1H). The Badgers turned it over just 9 times. Houston entered averaging 17.0 forced TOs per game.
- Davis scored a career-high 30 points, while Davison and Wahl added 9 points apiece.

**WISCONSIN 61, SAINT MARY'S 55**

- UW erased a 10-point second-half deficit (37-27 with 15:58 left), its largest second-half comeback since beating NC State in 2018.
- Davis had 20 points and 7 rebounds, while Tyler Wahl added a career-high 18 points, 5 rebounds and 4 blocks.

**NEW FACES, NEW PLACES**

Wisconsin has plenty of new faces, plus familiar ones in new places, that are making their mark:

- UW's roster features 12 underclassmen, tied with Nebraska for most in the Big Ten. It marks UW's largest group of underclassmen in at least 20 years (going back to 2001-02).
- Freshman G **Chucky Hepburn** became the first true freshman to start in a season opener for Wisconsin since Devin Harris in 2001-02.
- He also became just the 5th UW freshman to score in double figures (13 points) in the season opener since 2000.
- Sophomore G **Johnny Davis**, a starter for the first time in his career, leads UW with 20.8 ppg, 6.6 rpg and 25 assists. He also paces the team in steals (15).
- Sophomore F **Steven Crowl** is averaging 8.8 points and 4.8 rebounds per game this season.
- 4 different Badgers have made their first career start this season: **Chucky Hepburn**, **Ben Carlson**, **Steven Crowl** and **Johnny Davis**.

**WISCONSIN'S IRONMAN DAVISON**

Senior **Brad Davison** is back for a 5th season and playing an integral role bridging the experience with the youth of the roster.

- Named Big Ten Co-Player of the Week on Dec. 6, Davison is enjoying the finest offensive season of his career, ranking 2nd on the Badgers and 19th in the Big Ten averaging 14.5 ppg.
- Davison also ranks 4th on the Badgers in rebounds (4.2 rpg), 3rd in assists (22) and leads the team with a 2.2 assist-to-turnover ratio (22 assists, 10 turnovers).
- Davison already has a trio of 20-point efforts this season, including a season-high 27 points at Georgia Tech. Those were just the latest in a career full of signature performances.

**DAVISON'S TOP-5 SCORING OUTINGS**

- 30 pts (8 3s) at Nebraska in 2020
- 30 pts (7 3s) vs Michigan State in 2018
- 29 pts (5 3s) vs. N. Carolina in 2021 NCAAAs
- **27 pts (5 3s) at Georgia Tech in 2021**
- 26 pts (6 3s) at Western Kentucky in 2019
- Davison is averaging a career-best 2.5 triples per contest this season, while shooting 33.7% from behind the arc. He is also 3rd in the Big Ten shooting 85.7% (42-49) at the FT line.
- For his career, Davison ranks 5th in UW history shooting 83.5% at the charity stripe.
- Davison has been an ironman during his Wisconsin career, appearing in all 140 games he has been eligible (136 straight).
- Davison's durability included a reoccurring shoulder injury as a freshman in 2018-19 when he first dislocated his shoulder during a game against Baylor (11/20/18). He was back in the lineup the next night against UCLA, the first of 29 consecutive starts to end the year despite the fact he re-injured his shoulder on 5 other occasions during that season.

- During a game vs. Michigan State on Feb. 25, 2018, Davison separated his shoulder during the second half and returned to score 10 of his career-high 30 points after the injury.

- Davison has now climbed up to 9th on Wisconsin's all-time scoring list and needs 13 points to pass Trent Jackson to move into 8th place:

**CAREER POINTS**

7.	1,736	Rick Olson	1983-86
8.	1,545	Trent Jackson	1986-89
<b>9.</b>	<b>1,537</b>	<b>Brad Davison</b>	<b>2017-present</b>
10.	1,533	Jordan Taylor	2009-12
11.	1,532	Mike Wilkinson	2002-05

- Davison also ranks in UW's career annals for:
  - **3rd** - Games Started (136)
  - **2nd** - 3-Pt Field Goals (252)
  - **1st** - 3-Pt Field Goal Att. (700)
  - **3rd** - Minutes Played (4,363)
  - **5th** - Free Throw % (.835, 339-406)
  - **10th** - Steals (141)

WISCONSIN BASKETBALL RECORD BOOK WATCH

SCHOOL RECORDS – CAREER

POINTS			
1.	2,217	Alando Tucker	2003-07
2.	2,147	Michael Finley	1992-95
3.	2,130	Ethan Happ	2016-19
4.	1,857	Nigel Hayes	2014-17
5.	1,854	Danny Jones	1987-90
6.	1,745	Claude Gregory	1978-81
7.	1,736	Rick Olson	1983-86
8.	1,545	Trent Jackson	1986-89
9.	1,537	Brad Davison	2017-present
10.	1,533	Jordan Taylor	2009-12
11.	1,532	Mike Wilkinson	2002-05
12.	1,459	Bronson Koenig	2014-17
13.	1,458	Frank Kaminsky	2012-15
14.	1,454	Kirk Penney	2000-03
15.	1,430	D'Mitrik Trice	2016-2021
16.	1,425	Devin Harris	2002-04
17.	1,408	Clarence Sherrod	1969-71
18.	1,405	Cory Blackwell	1982-84
19.	1,376	Jon Leuer	2008-11
20.	1,363	Sam Dekker	2013-15
3-POINT FIELD GOALS			
1.	270	Bronson Koenig	2014-17
2.	252	Brad Davison	2017-present
3.	244	D'Mitrik Trice	2016-2021
4.	235	Ben Brust	2011-14
5.	227	Tim Locum	1988-91
6.	217	Kirk Penney	2000-03
7.	213	Michael Finley	1992-95
8.	212	Jason Bohannon	2007-10
9.	193	Trent Jackson	1986-89
10.	187	Devin Harris	2002-04
3-POINT FIELD GOAL ATTEMPTS			
1.	700	Brad Davison	2017-present
2.	695	Bronson Koenig	2014-17
3.	641	D'Mitrik Trice	2016-2021
4.	631	Michael Finley	1992-95
5.	606	Ben Brust	2011-14
6.	561	Kirk Penney	2000-03
STEALS			
8.	164	Devin Harris	2002-04
9.	151	Trent Jackson	1986-89
10.	141	Brad Davison	2017-present
11.	133	Hennssy Auriantal	1996-99
	133	Nigel Hayes	2014-17
13.	131	Claude Gregory	1978-81
FREE THROW PCT. (MIN. 175 FTAS)			
1.	.870	Rick Olson (260-299)	1983-86
2.	.856	Tim Locum (166-194)	1988-91
3.	.848	Jason Bohannon (228-269)	2007-10
4.	.837	Josh Gasser (292-349)	2011-15
5.	.835	Brad Davison (339-406)	2017-present
6.	.817	Wes Matthews (273-334)	1978-80
7.	.814	Bronson Koenig (193-237)	2014-17

GAMES STARTED			
1.	144	Josh Gasser	2011-15
2.	139	Ethan Happ	2016-19
3.	136	Brad Davison	2017-present
4.	126	Alando Tucker	2003-07
5.	116	Mike Kelley	1998-01
6.	112	Rick Olson	1983-86
	112	Michael Finley	1992-95
	112	Nigel Hayes	2014-17
9.	109	Andy Kowske	1998-01
	109	Danny Jones	1987-90
11.	108	Joe Chmelnich	1977-80
	108	D'Mitrik Trice	2016-2021
13.	100	Trévon Hughes	2007-10
GAMES PLAYED			
1.	150	Nigel Hayes	2014-17
2.	148	Josh Gasser	2011-15
	148	Bronson Koenig	2014-17
4.	144	Frank Kaminsky	2012-15
5.	143	D'Mitrik Trice	2018-21
6.	140	Brad Davison	2017-present
	139	Ethan Happ	2016-19
8.	136	Joe Krabbenhoft	2006-09
	136	Jordan Taylor	2009-12
10.	135	Jason Bohannon	2007-10
	135	Khalil Iverson	2016-19
MINUTES PLAYED			
1.	4,774	Josh Gasser	2011-15
2.	4,446	Nigel Hayes	2014-17
3.	4,398	Brad Davison	2017-present
4.	4,297	Alando Tucker	2003-07
5.	4,125	D'Mitrik Trice	2016-2021
6.	4,115	Ethan Happ	2016-19
7.	4,075	Bronson Koenig	2014-17
8.	4,023	Mike Wilkinson	2002-05
9.	3,962	Rick Olson	1983-86
10.	3,950	Jordan Taylor	2009-12
COACHING WINS, OVERALL			
1.	364-130 (.737)	Bo Ryan (2002-15)	
2.	265-267 (.498)	Harold Foster (1935-59)	
3.	246-99 (.712)	Walter Meanwell (1912-17, '21-34)	
4.	129-72 (.642)	Greg Gard (2016-present)	
5.	128-165 (.437)	Steve Yoder (1983-92)	
6.	100-114 (.467)	John Erickson (1960-68)	
7.	94-68 (.580)	Dick Bennett (1996-00)	
COACHING WINS, BIG TEN			
1.	172-68 (.717)	Bo Ryan (2002-15)	
2.	158-80 (.660)	Walter Meanwell (1912-17, '21-34)	
3.	143-182 (.440)	Harold Foster (1935-59)	
4.	70-46 (.603)	Greg Gard (2016-present)	
5.	52-74 (.413)	John Erickson (1960-68)	

SCHOOL RECORDS – SEASON

FEWEST TURNS PER GAME - TEAM			
1.	7.4	296 in 40 games	2014-15
2.	7.6	258 in 34 games	2010-11
3.	8.1	307 in 38 games	2013-14
4.	8.3	99 in 12 games	2021-22
5.	8.8	289 in 33 games	2009-10
6.	8.9	320 in 36 games	2011-12
FREE THROW PERCENTAGE - TEAM			
1.	.818 (436-533)		2010-11
2.	.768 (364-474)		2020-21
3.	.768 (182-237)		2021-22
4.	.764 (353-462)		2019-20
5.	.763 (584-765)		2014-15
6.	.758 (413-545)		1983-84

SCHOOL RECORDS – SINGLE GAME

3-POINT FIELD GOALS			
1.	8	Bronson Koenig vs. Va. Tech	3/16/17
	8	Brad Davison at Nebraska	2/15/20
3.	7	15 times; Most recent:	
		D'Mitrik Trice vs. Oklahoma	11/22/18

BIG TEN RECORDS – CAREER

COACHING WINS, BIG TEN			
31.	86-68 (.558)	O.B. Cowles, MINN	1948-59
32.	83-89 (.483)	Jim Dutcher, MINN	1975-86
33.	81-48 (.628)	Mark Turgeon, MD	2011-19
34.	72-41 (.637)	Bucky O'Connor, IOWA	1952-58
35.	70-46 (.603)	Greg Gard, WIS	2016-present
	70-150 (.318)	Bill Carmody, NU	2000-13
37.	69-90 (.434)	Rollie Williams, IOWA	1930-43, '51
	69-85 (.448)	Forrest Anderson, MSU	1954-65
38.	67-59 (.532)	John Kundla, MINN	1959-68





## THE GARD FILE

### ■ Career Record (7th Season): 129-72 (.642)

- Record at Wisconsin (7th Season): 129-72 (.642)
- Big Ten Record (7th Season): 70-46 (.603)
- NCAA Tournament Appearances/Record: 4 / 5-4 (.556)
- Hometown: Cobb, Wis.
- Alma Mater: UW-Platteville, 1995 (Physical & Health Ed)  
Master's Degree: UW-Platteville, 2007 (Counselor Ed)
- Family: Wife, Michelle  
Daughters, Mackenzie and Peyton; Son, Isaac

## COACHING EXPERIENCE

Position	School	Years
Assistant Coach	Southwestern (Wis.) HS	1990-93
Assistant Coach	Platteville (Wis.) HS	1993-94
Assistant Coach	UW-Platteville	1993-99
Assistant Coach	UW-Milwaukee	1999-01
Assoc. Head Coach	Wisconsin	2001-15
Head Coach	Wisconsin	2015-Present

## CAREER HIGHLIGHTS

Date	Highlight
Dec. 15, 2015	Assumed role of interim head coach upon the retirement of Bo Ryan
Dec. 23, 2015	First career win, 84-79, vs. Green Bay
Jan. 2, 2016	First Big Ten win, 79-57, vs. Rutgers
Jan. 17, 2016	First ranked win, 77-76, vs. #4 MSU
Jan. 26, 2016	UW claimed 82-79 overtime win over eventual Big Ten champion #19 Indiana
Feb. 13, 2016	First road win over ranked team, 70-57, at #2 Maryland
March 7, 2016	Officially named Wisconsin head coach
March 18, 2016	First NCAA tournament win, 47-43, against 10th-seeded Pittsburgh
April 4, 2016	Jim Phelan National Coach of the Year
March 18, 2017	Led UW to its fourth-ever win over No. 1 team in the nation with a 65-62 victory over top-seeded Villanova in NCAA tournament second round
Feb. 15, 2018	UW tallied sixth top-10 win in three seasons under Gard (#6 Purdue, 57-53)
Jan. 19, 2019	UW earned fourth win vs. top-5 team under Gard (#2 Michigan, 64-54)
Jan. 3, 2020	UW won at #5 Ohio State, 61-47

**G**reg Gard, a coaching veteran of 30-plus years, enters his seventh season leading the Wisconsin men's basketball program in 2021-22 after proving himself as one of the best head coaches in the Big Ten. Gard earned 2020 Big Ten Coach of the Year honors after leading the Badgers to the regular season conference championship in 2019-20.

Wisconsin's incredible postseason success hasn't wavered on Gard's watch either, participating in the NCAA tournament in five of his first six seasons (Big Ten automatic qualifier status in canceled 2020 Big Dance, due to COVID pandemic). Most recently in 2020-21, Gard led the Badgers to an NCAA tournament first-round win over North Carolina, advancing UW to the second round of the NCAA tournament for the fifth time in its last six trips to The Big Dance.

Gard's postseason ledger includes a pair of Sweet 16 appearances in each of his first two seasons at the helm. In fact, Gard is just the third coach in the last 20 years to pilot his team to the Sweet 16 in each of his first two seasons, joining UCLA's Steve Lavin (1996-97) and Gonzaga's Mark Few (2000-01).

In his first six seasons as head coach, Gard posted a record of 119-70, the second-fastest (157 games) Wisconsin coach to 100 overall wins in the NCAA tournament era. He also guided UW to a conference record of 69-45. His .605 conference win percentage ranked eighth among Big Ten coaches the last 40 years.

After initially taking over on an interim basis midway through the 2015-16 season, Gard would go on to win the Jim Phelan National Coach of the Year Award that season and was officially named head coach of the Badgers on March 7, 2016. Through six seasons, Gard has already risen to fifth on the school's all-time wins list and owns the third-best win percentage in Wisconsin program history.

The 2020-21 season brought unprecedented challenges due to the global COVID-19 pandemic, but the leadership of Gard and his staff helped navigate the Badgers to an NCAA tournament appearance. The Badgers finished the season 18-13 overall (10-10 Big Ten), highlighted with an 85-62 win over North Carolina in the first round of the NCAA tournament.

Gard's leadership during the 2019-20 season might have been his best. After opening 5-5 overall and 5-5 in the Big Ten, Wisconsin won nine of its last 10

games, including its final eight games of the season to win a share of the 2020 conference championship and claim the No. 1 seed for the later canceled Big Ten tournament. During that run, UW knocked off No. 14 Michigan State, won at No. 19 Michigan and closed the season with a win at Indiana to clinch the title.

In his inaugural season as head coach, Gard led the Badgers to the 2016 NCAA Tournament Sweet 16, becoming just the second-ever first-year coach to win the Jim Phelan National Coach of the Year award. He followed that up by leading UW to the fifth-highest single-season win total in school history (27-10) and making a second-consecutive visit to the Sweet 16.

Gard's Badgers would follow that up with another 12-6 conference campaign in 2017, finishing second in both the regular season and the Big Ten tourney. UW capped off its 27-win season with a signature win in the NCAA tournament, knocking off the nation's No. 1 team Villanova, 65-62, to advance to the Sweet 16.

In 2018-19, Gard piloted the Badgers back to the Big Dance, posting a 23-11 overall record and 14-6 in the Big Ten. UW won 14 conference games for just the 3rd time in school history.

During his tenure as head coach, Gard has helped a pair of players reach first-team All-Big Ten status: Nigel Hayes in 2016 and third-team All-American Ethan Happ received the distinction in both 2017, 2018 and 2019.

Gard served as an assistant at Wisconsin for 14-plus seasons, including the final seven as the associate head coach. Gard served as the Badgers' recruiting coordinator in addition to constructing future game schedules and director of the Badger Boys Basketball Camps.

Gard helped guide the Badgers to back-to-back Final Fours in 2014 and 2015, and in 2015 UW reached its first national championship game since 1941.

In fact, Gard has been on the bench for each of the top 13 winningest seasons at Wisconsin.

Prior to coming to Wisconsin in 2001, Gard spent the previous two seasons as Ryan's assistant at UW-Milwaukee. Previously, Gard served as an assistant coach to Ryan at UW-Platteville from 1993-99. During Gard's years on the Pioneer staff, UW-Platteville compiled a 161-13 (.925) record and won three NCAA Division III titles, five straight Wisconsin Intercollegiate Athletic Conference (WIAC) championships and appeared in six consecutive NCAA tournaments.

## GARD YEAR-BY-YEAR

Year	School	Record	Pct.	Conf.	Record	Place	Postseason
2015-16	Wisconsin	15-8	.652	Big Ten	12-6	T-3rd	NCAA Sweet 16
2016-17	Wisconsin	27-10	.730	Big Ten	12-6	T-2nd	NCAA Sweet 16
2017-18	Wisconsin	15-18	.455	Big Ten	7-11	9th	--
2018-19	Wisconsin	23-11	.676	Big Ten	14-6	4th	NCAA First Round
2019-20	Wisconsin	21-10	.677	Big Ten	14-6	T-1st	Postseason canceled
2020-21	Wisconsin	18-12	.600	Big Ten	10-10	--	NCAA Second Round
2021-22	Wisconsin	10-2	.833	Big Ten	1-1	--	
<b>Totals (7 seasons)</b>		<b>129-72</b>	<b>(.642)</b>		<b>70-46</b>	<b>(.603)</b>	<b>4 NCAA appearances</b>

## GARD vs. DIVISION I TEAMS

Team	Home	Away	Neut.	Total	Team	Home	Away	Neut.	Total
Arkansas-Pine Bluff	1-0	0-0	0-0	1-0	North Carolina	0-0	0-0	1-1	1-1
Baylor	1-0	0-0	0-2	0-2	North Carolina State	1-0	0-1	0-0	1-1
Central Arkansas	1-0	0-0	0-0	1-0	Northwestern	3-2	3-1	1-0	6-3
Chicago State	2-0	0-0	0-0	2-0	Notre Dame	0-0	0-0	0-1	0-1
Coppin State	1-0	0-0	0-0	1-0	Ohio State	3-2	2-2	0-0	5-4
Creighton	0-0	0-1	0-0	0-1	Oklahoma	1-0	0-0	1-0	2-0
Eastern Illinois	2-0	0-0	0-0	2-0	Oregon	0-0	0-0	0-1	0-1
Florida	0-0	0-0	0-1	0-1	Penn State	3-0	4-1	1-0	8-1
Florida A&M	1-0	0-0	0-0	1-0	Pittsburgh	0-0	0-0	1-0	1-0
Georgetown	0-0	0-0	1-0	1-0	Prairie View A&M	1-0	0-0	0-0	1-0
Georgia Tech	0-0	1-0	0-0	1-0	Providence	0-0	0-0	0-0	0-1
Grambling State	1-0	0-0	0-0	1-0	Purdue	2-2	0-5	0-0	2-7
Green Bay	6-0	0-0	0-0	6-0	Rhode Island	1-0	0-0	0-0	1-0
Houston	0-0	0-0	1-0	1-0	Rider	1-0	0-0	0-0	1-0
Houston Baptist	1-0	0-0	0-0	1-0	Richmond	0-0	0-0	0-1	0-1
Idaho State	1-0	0-0	0-0	1-0	Rutgers	4-0	1-2	1-0	6-2
Illinois	3-2	4-1	0-0	7-3	St. Francis Brooklyn	1-0	0-0	0-0	1-0
Illinois State	1-0	0-0	0-0	1-0	Saint Mary's	0-0	0-0	1-1	1-1
Indiana	6-0	2-2	1-0	9-2	Savannah State	1-0	0-0	0-0	1-0
Iowa	1-2	2-3	0-1	3-6	South Carolina State	1-0	0-0	0-0	1-0
Louisville	1-0	0-0	0-0	1-0	Stanford	0-0	0-0	1-0	1-0
Loyola	1-0	0-0	0-0	1-0	Syracuse	1-0	0-0	0-0	1-0
Marquette	2-1	1-2	0-0	3-3	Temple	0-0	0-1	0-0	0-1
Maryland	3-2	2-2	1-0	6-4	Tennessee	0-0	1-0	1-0	2-0
UMass Lowell	1-0	0-0	0-0	1-0	Texas A&M	0-0	0-0	1-0	1-0
McNeese State	1-0	0-0	0-0	1-0	UCLA	0-0	0-0	0-1	0-1
Michigan	3-2	1-3	0-1	4-6	Villanova	0-0	0-0	1-0	1-0
Michigan State	2-2	1-4	0-2	3-8	Virginia	0-0	0-1	0-1	0-2
Milwaukee	2-0	0-0	0-0	2-0	Virginia Tech	0-0	0-0	1-0	1-0
Minnesota	4-1	3-1	0-0	7-2	Western Kentucky	1-0	0-1	0-0	1-1
Nebraska	3-1	4-1	1-1	8-3	Xavier	0-1	1-0	1-0	2-1
New Mexico	0-0	0-0	0-1	0-1	Yale	1-0	0-0	0-0	1-0
Nicholls	1-0	0-0	0-0	1-0	<b>Total</b>	<b>78-21</b>	<b>33-35</b>	<b>18-16</b>	<b>129-72</b>



Junior | Guard | 6-4 | 196  
Toronto, Ontario | Crestwood Prep (Wake Forest)



	SEASON	CAREER
GP/GS	5/1	55/10
10+ POINTS:	0	6
20+ POINTS:	0	0
3+ FGS MADE:	0	12
2+ ASSISTS:	1	28
2+ STEALS:	1	8
20+ MINUTES:	1	21
1,000 FT %:	2	12

Jahcobi Neath begins his first season with the Badgers after transferring from Wake Forest. The Toronto, Ontario native played the last two seasons for the Demon Deacons and had an immediate impact as a true freshman in 2019-20. Neath played in 30 games and started five, averaging 5.3 points and 2.2 assists per game his first season, shooting 42.2 percent from the floor, including 48 percent from 3-point range. Last season as a sophomore, Neath played in 20 games for Wake Forest and made four starts. He averaged 3.8 points and 1.7 assists in 15.8 minutes per game. Neath represented Canada at the U18 and U19 levels, playing internationally at the 2019 FIBA U19 World Cup. In high school, he played at Crestwood Prep in Toronto and led the Lions to the 2019 national championship, averaging 26 points, seven rebounds and four assists per game his senior season.

- **NICHOLLS (12/15/21):** Made his first start at Wisconsin, finishing with 9 points and a career-high 7 rebounds, plus 2 assists.
- Played a career-high 34 minutes in a matchup against Pittsburgh (3/10/20) where he scored 6 points, secured 4 rebounds, and added 6 assists.
- Posted back-to-back 16-point contests against Georgia Tech (2/19/20) and Duke (2/25/20).

**POINTS:** 9 vs. Nicholls (12/15/21)  
**FIELD GOALS:** 3 vs. Nicholls (12/15/21)  
**FG ATTEMPTS:** 6 vs. Nicholls (12/15/21)  
**3-POINT FGS:** 1 vs. Nicholls (12/15/21)  
**3-POINT FGAS:** 2 vs. Marquette (12/4/21)  
**FREE THROWS:** 2 (2x) MR vs. Nicholls (12/15/21)  
**FT ATTEMPTS:** 2 (3x) MR vs. Nicholls (12/15/21)  
**REBOUNDS:** 7 vs. Nicholls (12/15/21)  
**ASSISTS:** 2 vs. Nicholls (12/15/21)  
**BLOCKS:** --  
**STEALS:** 2 vs. Marquette (12/4/21)  
**MINUTES:** 27 vs. Nicholls (12/15/21)

**POINTS:** 16 (2x) MR vs. Duke (2/25/20)\*  
**FIELD GOALS:** 5 (2x) MR vs. Longwood (11/27/20)\*  
**FG ATTEMPTS:** 10 (2x) MR at BC (2/10/21)\*  
**3-POINT FGs:** 2 (2x) MR at NC State (1/27/21)\*  
**3-POINT FGs:** 5 at Virginia Tech (2/27/21)\*  
**FREE THROWS:** 9 vs. Duke (2/25/20)\*  
**FT ATTEMPTS:** 12 vs. Duke (2/25/20)\*  
**REBOUNDS:** 7 vs. Nicholls (12/15/21)  
**ASSISTS:** 6 (3x) MR vs. Del. St (11/25/20)\*  
**BLOCKS:** 1 (3x) MR vs. Duke (2/17/21)\*  
**STEALS:** 3 vs. Catawba (12/31/20)\*  
**MINUTES:** 34 vs. Pittsburgh (3/10/20)\*

\*recorded at Wake Forest

Opponent	Date	gs		min		Total		3-Pointers		Free throws		Rebounds			pf	a	t/o	blk	stl	pts	avg
				fg-fga	ptc	fg-fga	ptc	ft-fa	ptc	off	def	tot	avg								
ST. FRANCIS BROOKLYN	11/09/21		18	1-5	.200	0-0	.000	2-2	1.000	2	0	2	2.0	0	0	1	0	0	4	4.0	
at Georgia Tech	12/01/21		6	1-3	.333	0-1	.000	0-0	.000	0	0	0	1.0	0	0	0	0	0	2	3.0	
MARQUETTE	12/04/21		9	0-3	.000	0-2	.000	1-2	.500	0	1	1	1.0	3	1	0	0	2	1	2.3	
at Ohio St.	12/11/21		6	0-1	.000	0-0	.000	0-0	.000	0	1	1	1.0	0	1	0	0	0	0	1.8	
NICHOLLS ST.	12/15/21	*	27	3-6	.500	1-1	1.000	2-2	1.000	2	5	7	2.2	3	2	0	1	1	9	3.2	
Totals		1	66	5-18	.278	1-4	.250	5.6	.833	4	7	11	2.2	6	4	1	1	3	16	3.2	

Games played: 5  
Minutes/game: 13.2  
Points/game: 3.2  
FG Pct: 27.8  
3FG Pct: 25.0  
FT Pct: 83.3

Rebounds/game: 2.2  
Assists/game: 0.8  
Turnovers/game: 0.2  
Assist/turnover ratio: 4.0  
Steals/game: 0.6  
Blocks/game: 0.2

Overall				3-Point					Rebounding									
Year	GP-GS	Min/Avg	FG-FGA	Pct	FG-FGA	Pct	FT-FTA	Pct	Off-Def	Tot	Avg	PF-FO	Ast	TO	Blk	Stl	Pts/Avg	
2019-20*	30-5	554/18.5	54-128	.422	12-25	.480	38-65	.585	7-49	56	1.9	49-0	67	53	1	15	158/5.3	
2020-21*	20-4	316/15.8	25-70	.357	6-27	.222	19-21	.905	4-31	35	1.8	28-0	33	35	2	9	75/3.8	
2021-22	5-1	66/13.2	5-18	.278	1-4	.250	5-6	.833	4-7	11	2.2	6-0	4	1	1	3	16/3.2	
<b>Total</b>	<b>55-10</b>	<b>936/17.0</b>	<b>84-216</b>	<b>.389</b>	<b>19-56</b>	<b>.339</b>	<b>62-92</b>	<b>.674</b>	<b>15-87</b>	<b>102</b>	<b>1.9</b>	<b>83-0</b>	<b>104</b>	<b>89</b>	<b>4</b>	<b>27</b>	<b>249/4.5</b>	
*at Wake Forest																		
Conference				3-Point					Rebounding									
Year	GP-GS	Min/Avg	FG-FGA	Pct	FG-FGA	Pct	FT-FTA	Pct	Off-Def	Tot	Avg	PF-FO	Ast	TO	Blk	Stl	Pts/Avg	
2019-20*	20-4	366/18.3	38-86	.442	10-18	.556	29-46	.630	6-30	36	1.8	36-0	42	31	0	8	115/5.8	
2020-21*	17-3	252/14.8	16-50	.320	6-26	.231	9-11	.818	3-21	24	1.4	20-0	25	30	2	4	47/2.8	
2021-22	1-0	6/6.0	0-1	.000	--	--	--	--	0-1	1	1.0	0-0	1	0	0	0	0/0.0	
<b>Total</b>	<b>38-7</b>	<b>618/16.7</b>	<b>54-137</b>	<b>.394</b>	<b>16-44</b>	<b>.364</b>	<b>38-57</b>	<b>.667</b>	<b>9-52</b>	<b>61</b>	<b>1.6</b>	<b>56-0</b>	<b>68</b>	<b>61</b>	<b>2</b>	<b>12</b>	<b>162/4.3</b>	

\*Atlantic Coast Conference (ACC)

1 |

JOHNNY DAVIS

Sophomore | Guard | 6-5 | 194

La Crosse, Wis. | La Crosse Central High School



Twitter: @JonathanCDavis1 | Instagram: @johnnydavis

INDIVIDUAL BENCHMARKS

	SEASON	CAREER
GP/GS	10/10	41/10
10+ POINTS:	10	19
20+ POINTS:	7	7
2+ 3-PTERS MADE:	4	5
3+ ASSISTS:	4	8
5+ REBOUNDS:	8	20
LED UW IN PTS:	8	10
LED UW IN REB:	5	11

GET TO KNOW JOHNNY

It didn't take long for Johnny Davis to become a key contributor for Wisconsin as a freshman, and the guard from La Crosse, Wisconsin is poised to step into a key role in his second season. Davis played in all 31 games last year for the Badgers, averaging 24.4 minutes per game (fifth-most on the team). The 6-foot-5 guard averaged 7.0 points and 4.1 rebounds per game last season, including a season-high 17 points (6-7 FG, 4-4 3FG) in a win over Penn State. A four-star recruit by Rivals, Johnny Davis was named Wisconsin Mr. Basketball as a senior at La Crosse Central. He finished his high school career as Central's all-time leading scorer with 2,158 points. Along with brother and fellow Badger, Jordan, he helped lead Central to the WIAA Division 2 state tournament each of their three years on the varsity team, capturing the state title in 2017. On the football field, Davis was a first-team all-state starter at quarterback, passing for 6,572 yards and 56 touchdowns, while rushing for more than 2,000 yards and scoring another 34 touchdowns on the ground.

HONORS

- 2021 Maui Invitational Tournament MVP
- Big Ten Player of the Week (11/29/21)
- Gold medal with USA at 2021 FIBA U19 World Cup
- 2020 Wisconsin Mr. Basketball
- 2017 WIAA Division 2 State Champion (basketball)

TOP SEASON PERFORMANCES

- **INDIANA (12/8/21):** Scored 25 points, including the go-ahead 3 with 1:18 remaining, to lead UW in a 22-point comeback win.
- **MARQUETTE (12/4/21):** Team-high 25 points, shooting 9-for-14 FG, plus 5 rebounds in the win.
- **#12 HOUSTON (11/23/21):** Scored a career-high 30 points to lead UW to an upset win at Maui Inv.
- **ST. FRANCIS BKN (11/9/21):** In his first career start, recorded 15 points and a career-high 5 assists, plus 3 rebounds and 2 steals in 26 minutes.

SEASON HIGHS

POINTS: 30 vs. Houston (11/23/21)  
FIELD GOALS: 11 at Ohio State (12/11/21)  
FG ATTEMPTS: 23 vs. Illinois St (12/29/21)  
3-POINT FGS: 4 vs. Houston (11/23/21)  
3-POINT FGAS: 7 (2x) MR at Ohio State (12/11/21)  
FREE THROWS: 8 vs. Illinois St (12/29/21)  
FT ATTEMPTS: 9 vs. Illinois St (12/29/21)  
REBOUNDS: 11 vs. Illinois St (12/29/21)  
ASSISTS: 5 (2x) MR at Ga Tech (12/1/21)  
BLOCKS: 2 vs. Houston (11/23/21)  
STEALS: 4 vs. Houston (11/23/21)  
MINUTES: 38 (2x) MR at Ohio State (12/11/21)

CAREER HIGHS

POINTS: 30 vs. Houston (11/23/21)  
FIELD GOALS: 11 at Ohio State (12/11/21)  
FG ATTEMPTS: 23 vs. Illinois St (12/29/21)  
3-POINT FGS: 4 (2x) MR vs. Houston (11/23/21)  
3-POINT FGAS: 7 (2x) MR at Ohio State (12/11/21)  
FREE THROWS: 8 vs. Illinois St (12/29/21)  
FT ATTEMPTS: 9 vs. Illinois St (12/29/21)  
REBOUNDS: 11 vs. Illinois St (12/29/21)  
ASSISTS: 5 (2x) MR at Ga Tech (12/1/21)  
BLOCKS: 2 (4x) MR vs. Houston (11/23/21)  
STEALS: 4 (2x) MR vs. Houston (11/23/21)  
MINUTES: 41 vs. Indiana (1/7/21)

GAME-BY-GAME STATISTICS

Opponent	Date	gs	min	Total		3-Pointers		Free throws		Rebounds				pf	a	t/o	blk	stl	pts	avg	
				fg-fga	pct	3fg-fga	pct	ft-fa	pct	off	def	tot	avg								
ST. FRANCIS BROOKLYN	11/09/21	*	26	6-15	.400	2-6	.333	1-2	.500	1	2	3	3.0	0	5	0	0	2	15	15.0	
GREEN BAY	11/12/21	*	25	5-16	.313	0-3	.000	5-6	.833	2	3	5	4.0	1	2	0	1	1	15	15.0	
vs Texas A&M	11/22/21	*	38	8-18	.444	1-5	.200	4-4	1.000	3	6	9	5.7	1	2	3	0	2	21	17.0	
vs Houston	11/23/21	*	37	10-18	.556	4-7	.571	6-6	1.000	0	4	4	5.3	1	1	2	2	4	30	20.3	
vs Saint Mary's (CA)	11/24/21	*	32	7-17	.412	1-1	1.000	5-5	1.000	2	5	7	5.6	1	1	3	0	1	20	20.2	
at Georgia Tech	12/01/21	*	37	4-9	.444	2-4	.500	5-8	.625	2	4	6	5.7	2	5	4	1	1	15	19.3	
MARQUETTE	12/04/21	*	30	9-14	.643	1-1	1.000	6-8	.750	0	5	5	5.6	1	1	1	1	0	25	20.1	
INDIANA	12/08/21	*	37	8-17	.471	1-3	.333	6-7	.857	1	8	9	6.0	1	1	3	1	0	23	20.5	
at Ohio St.	12/11/21	*	38	11-22	.500	2-7	.286	0-0	.000	1	6	7	6.1	4	3	1	0	3	24	20.9	
Totals			9	300	68-146	.466	14-37	.378	38-46	.826	12	43	55	6.1	12	21	17	6	14	188	20.9
Games played: 9										Rebounds/game: 6.1											
Minutes/game: 33.3										Assists/game: 2.3											
Points/game: 20.9										Turnovers/game: 1.9											
FG Pct: 46.6										Assist/turnover ratio: 1.2											
3FG Pct: 37.8										Steals/game: 1.6											
FT Pct: 82.6										Blocks/game: 0.7											

CAREER STATISTICS

Overall				3-Point				Rebounding				PF-FO				Ast TO				Blk Stl				Pts/Avg			
Year	GP-GS	Min/Avg	FG-FGA	Pct	FG-FGA	Pct	FT-FTA	Pct	Off-Def	Tot	Avg	PF-FO	Ast	TO		Blk	Stl			Blk	Stl			Pts/Avg			
2020-21	31-0	753/24.3	86-195	.441	14-36	.389	32-44	.727	34-94	128	4.1	66-0	35	34		18	34			18	34			218/7.0			
2021-22	10-10	338/33.8	74-169	.438	14-41	.341	46-55	.836	15-51	66	6.6	15-0	25	19		7	15			7	15			208/20.8			
Total	41-10	1091/26.6	160-364	.440	28-77	.364	78-99	.788	49-145	194	4.7	81-0	60	53		25	49			25	49			426/10.4			
Conference				3-Point				Rebounding				PF-FO				Ast TO				Blk Stl				Pts/Avg			
Year	GP-GS	Min/Avg	FG-FGA	Pct	FG-FGA	Pct	FT-FTA	Pct	Off-Def	Tot	Avg	PF-FO	Ast	TO		Blk	Stl			Blk	Stl			Pts/Avg			
2020-21	20-0	503/25.2	52-127	.409	9-26	.346	21-29	.724	22-56	78	3.9	48-0	19	23		10	26			10	26			134/6.7			
2021-22	2-2	75/37.5	19-39	.487	3-10	.300	6-7	.857	2-14	16	8.0	5-0	4	4		1	3			1	3			47/23.5			
Total	22-2	578/26.3	71-166	.428	12-36	.333	27-36	.750	24-70	94	4.3	53-0	23	27		11	29			11	29			181/8.2			

5 | TYLER WAHL

Junior | Forward | 6-9 | 221  
Lakeville, Minn. | Lakeville North High School



Twitter: @tjwahl01 | Instagram: @tjwahl01

INDIVIDUAL BENCHMARKS

	SEASON 12/12	CAREER 74/33
GP/GS:	4	9
10+ POINTS:	0	0
20+ POINTS:	0	0
5+ REBOUNDS:	6	26
10+ REBOUNDS:	0	3
DOUBLE-DOUBLES:	0	2
2+ BLOCKS:	4	10
LED UW IN PTS:	0	1
LED UW IN REB:	1	8

GET TO KNOW TYLER

Junior forward Tyler Wahl has had an immediate impact at Wisconsin since stepping onto campus. Having now played in over 70 career games as a Badger, the Lakeville, Minnesota native played in all 31 games for the Badgers last season (18 starts). Averaging 5.2 points, 4.3 rebounds and 1.0 steals per game last year, one of Wahl's best games came when he led the Badgers in scoring for the first time in his career with 14 points, plus a team-high 6 rebounds and 2 assists in a win vs. Northwestern. As a prep senior at Lakeville North, Wahl averaged 18.0 points, 10.0 rebounds and 6.6 assists per game, leading the Panthers to a 27-5 record, the school's first-ever conference title, and an appearance in the Class AAAA state championship game. He earned back-to-back AP second-team All-State honors as a junior and senior, setting the school record for rebounds (905) and finishing third in Panther history with 1,397 points.

HONORS

- 2021 Maui Invitational All-Tournament Team

TOP SEASON PERFORMANCES

- **INDIANA (12/8/21):** Season-high 12 rebounds, plus 7 pts, 3 blk and 3 ast in UW's comeback win.
- **SAINT MARY'S (11/24/21):** Scored a career-high 18 points in the Maui Invitational championship game, adding 5 rebounds and a career-high 4 blocks.
- **PROVIDENCE (11/15/21):** Career-high 16 points (7-12 FG), plus 5 rebounds and 2 blocks.

SEASON HIGHS

POINTS: 18 (2x) MR vs. Illinois St (12/29/21)  
FIELD GOALS: 7 vs. Providence (11/15/21)  
FG ATTEMPTS: 12 vs. Providence (11/15/21)  
3-POINT FGS: --  
3-POINT FGAS: 3 at Ohio State (12/11/21)  
FREE THROWS: 8 vs. Illinois St (12/29/21)  
FT ATTEMPTS: 12 vs. Illinois St (12/29/21)  
REBOUNDS: 12 vs. Indiana (12/8/21)  
ASSISTS: 3 (2x) MR vs. Indiana (12/8/21)  
BLOCKS: 4 vs. Saint Mary's (11/24/21)  
STEALS: 3 vs. Texas A&M (11/22/21)  
MINUTES: 36 (2x) MR vs. Saint Mary's (11/24/21)

CAREER HIGHS

POINTS: 18 (2x) MR vs. Illinois St (12/29/21)  
FIELD GOALS: 7 vs. Providence (11/15/21)  
FG ATTEMPTS: 12 vs. Providence (11/15/21)  
3-POINT FGS: 2 (2x) MR vs. Northwestern (1/20/21)  
3-POINT FGAS: 5 at Nebraska (2/10/21)  
FREE THROWS: 8 vs. Illinois St (12/29/21)  
FT ATTEMPTS: 12 vs. Illinois St (12/29/21)  
REBOUNDS: 15 vs. Green Bay (12/1/20)  
ASSISTS: 4 (2x) MR vs. Green Bay (12/1/20)  
BLOCKS: 4 vs. Saint Mary's (11/24/21)  
STEALS: 3 (4x) MR vs. Texas A&M (11/22/21)  
MINUTES: 36 (3x) MR vs. Saint Mary's (11/24/21)

GAME-BY-GAME STATISTICS

Opponent	Date	gs	min	Total		3-Pointers		Free throws		Rebounds			pf	a	t/o	blk	stl	pts	avg		
				fg-fga	pct	3fg-fga	pct	ft-fa	pct	off	def	tot									
ST. FRANCIS BROOKLYN	11/09/21	*	17	1-3	.333	0-1	.000	3-4	.750	1	3	4	4.0	2	1	2	0	0	5	5.0	
GREEN BAY	11/12/21	*	20	1-2	.500	0-0	.000	0-0	.000	1	4	5	4.5	1	2	1	2	0	2	3.5	
PROVIDENCE	11/15/21	*	36	7-12	.583	0-2	.000	2-3	.667	3	2	5	4.7	4	0	1	2	0	16	7.7	
vs Texas A&M	11/22/21	*	30	3-8	.375	0-2	.000	0-0	.000	2	2	4	4.5	0	1	2	1	3	6	7.3	
vs Houston	11/23/21	*	32	4-10	.400	0-2	.000	1-2	.500	1	6	7	5.0	2	1	0	0	0	9	7.6	
vs Saint Mary's (CA)	11/24/21	*	36	6-9	.667	0-0	.000	6-6	1.000	1	4	5	5.0	4	0	1	4	1	18	9.3	
at Georgia Tech	12/01/21	*	33	4-8	.500	0-0	.000	1-3	.333	0	3	3	4.7	2	1	0	2	1	9	9.3	
MARQUETTE	12/04/21	*	34	2-9	.222	0-2	.000	1-1	1.000	2	3	5	4.8	1	3	0	1	0	5	8.8	
INDIANA	12/08/21	*	28	2-7	.286	0-1	.000	3-4	.750	3	9	12	5.6	2	3	0	3	1	7	8.6	
at Ohio St.	12/11/21	*	23	1-7	.143	0-3	.000	1-1	1.000	0	1	1	5.1	3	2	2	1	1	3	8.0	
NICHOLLS ST.	12/15/21	*	32	4-8	.500	0-2	.000	4-6	.667	0	4	4	5.0	2	2	3	0	1	12	8.4	
Totals			11	321	35-83	.422	0-15	.000	22-30	.733	14	41	55	5.0	23	16	12	16	8	92	8.4

Games played: 11  
Minutes/game: 29.2  
Points/game: 8.4  
FG Pct: 42.2  
3FG Pct: 0.0  
FT Pct: 73.3

Rebounds/game: 5.0  
Assists/game: 1.5  
Turnovers/game: 1.1  
Assist/turnover ratio: 1.3  
Steals/game: 0.7  
Blocks/game: 1.5

CAREER STATISTICS

Overall					3-Point				Rebounding											
Year	GP-GS	Min/Avg	FG-FGA	Pct	FG-FGA	Pct	FT-FTA	Pct	Off-Def	Tot	Avg	PF-FO	Ast	TO	Blk	Stl	Pts/Avg			
2019-20	31-3	478/15.4	34-79	.430	6-28	.214	7-18	.389	34-48	82	2.6	64-0	32	33	5	20	81/2.6			
2020-21	31-18	765/24.7	58-133	.436	10-36	.278	34-60	.567	33-100	133	4.3	68-0	42	28	21	31	160/5.2			
2021-22	12-12	353/29.4	40-92	.435	0-15	.000	30-42	.714	15-46	61	5.1	24-0	16	13	16	9	110/9.2			
Total	74-33	1596/21.6	132-304	.434	16-79	.203	71-120	.592	82-194	276	3.7	156-0	90	74	42	60	351/4.7			
Conference					3-Point				Rebounding											
Year	GP-GS	Min/Avg	FG-FGA	Pct	FG-FGA	Pct	FT-FTA	Pct	Off-Def	Tot	Avg	PF-FO	Ast	TO	Blk	Stl	Pts/Avg			
2019-20	20-3	309/15.5	23-54	.426	2-18	.111	2-8	.250	23-27	50	2.5	40-0	19	21	4	14	50/2.5			
2020-21	20-14	524/26.2	41-95	.432	8-28	.286	19-37	.514	23-62	85	4.3	44-0	29	18	9	17	109/5.5			
2020-21	2-2	51/25.5	3-14	.214	0-4	.000	4-5	.800	3-10	13	6.5	5-0	5	2	4	2	10/5.0			
Total	42-19	884/21.0	67-163	.411	10-50	.200	25-50	.500	49-99	148	3.5	89-0	53	41	17	33	169/4.0			



20 | BEN CARLSON

Sophomore | Forward | 6-9 | 226  
Woodbury, Minn. | East Ridge High School



Twitter: @ben\_carlson20 | Instagram: @bencarlson20

INDIVIDUAL BENCHMARKS

	SEASON	CAREER
GP/GS:	11/1	18/1
10+ POINTS:	0	0
20+ POINTS:	0	0
5+ REBOUNDS:	2	2
2+ ASSISTS:	1	2
2+ STEALS:	0	0

GET TO KNOW BEN

A four-star recruit by ESPN, 247Sports and Rivals, sophomore forward Ben Carlson appeared in seven games last season before an injury sidelined him for the rest of the year. The Woodbury, Minnesota native scored 13 points in last year’s season opener. A finalist for Minnesota Mr. Basketball as a high school senior, Carlson went down as one of the most decorated players in East Ridge High School history. The 6-foot-9 forward set school records for career points (2,004), rebounds (1,083) and blocked shots (145). Carlson also became the first player in program history to be nominated to the McDonalds All-American Game in 2020. His senior season, Carlson averaged 24.3 points and 11.7 rebounds per game while leading the Raptors to a 20-7 record and a conference title. As a junior, he led East Ridge to the Minnesota Class AA state tournament while averaging a double-double (16 ppg, 11.3 rpg). Off the court, Carlson was a member of National Honors Society.

HONORS

- Four-star recruit (ESPN, 247 Sports, Rivals)
- No. 88 in ESPN 100 (2020)
- 2020 Mr. Minnesota Basketball finalist

TOP CAREER PERFORMANCES

- **EASTERN ILLINOIS (11/25/20):** In his first game as a Badger, scored 13 points and recorded two rebounds, a block, and an assist. Played a season-high 17 minutes.
- **ARK.-PINE BLUFF (11/27/20):** Scored three points and added two assists, two rebounds, and a block.

SEASON HIGHS

POINTS: 5 vs. Green Bay (11/12/21)  
FIELD GOALS: 2 (4x) MR vs. Nicholls (12/15/21)  
FG ATTEMPTS: 7 vs. Providence (11/15/21)  
3-POINT FGS: --  
3-POINT FGAS: 3 vs. Providence (11/15/21)  
FREE THROWS: 1 (3x) MR at Ohio State (12/11/21)  
FT ATTEMPTS: 2 (2x) MR at Ohio State (12/11/21)  
REBOUNDS: 7 vs. Green Bay (11/12/21)  
ASSISTS: 2 vs. Houston (11/23/21)  
BLOCKS: 1 vs. Providence (11/15/21)  
STEALS: --  
MINUTES: 20 (2x) MR vs. Indiana (12/8/21)

CAREER HIGHS

POINTS: 13 vs. Eastern Illinois (11/25/20)  
FIELD GOALS: 4 vs. Eastern Illinois (11/25/20)  
FG ATTEMPTS: 7 vs. Providence (11/15/21)  
3-POINT FGS: 1 vs. Eastern Illinois (11/25/20)  
3-POINT FGAS: 3 vs. Providence (11/15/21)  
FREE THROWS: 4 vs. Eastern Illinois (11/25/20)  
FT ATTEMPTS: 4 (2x) MR vs. UAPB (11/27/20)  
REBOUNDS: 5 vs. St. Francis Bkn (11/9/21)  
ASSISTS: 2 (2x) MR vs. Houston (11/23/21)  
BLOCKS: 1 (3x) MR vs. Providence (11/15/21)  
STEALS: 1 vs. Green Bay (12/1/20)  
MINUTES: 20 (2x) MR vs. Indiana (12/8/21)

GAME-BY-GAME STATISTICS

Opponent	Date	gs	min	Total		3-Pointers		Free throws		Rebounds				pf	a	t/o	blk	stl	pts	avg
				fg	pct	fg	pct	ft	pct	off	def	tot	avg							
ST. FRANCIS BROOKLYN	11/09/21	19	2-3	.667	0-0	.000	0-0	.000	0-0	.000	2	3	5	5.0	0	0	0	0	4	4.0
GREEN BAY	11/12/21	18	2-6	.333	0-1	.000	1-1	1.000	1	6	7	6.0	0	1	0	0	0	0	5	4.5
PROVIDENCE	11/15/21	19	1-7	.143	0-3	.000	0-0	.000	2	1	3	5.0	0	0	1	1	0	2	3.7	
vs Texas A&M	11/22/21	4	0-1	.000	0-1	.000	0-0	.000	0	0	0	3.8	1	0	2	0	0	0	2.8	
vs Houston	11/23/21	12	2-3	.667	0-1	.000	0-0	.000	0	2	2	3.4	0	2	0	0	0	4	3.0	
vs Saint Mary's (CA)	11/24/21	10	0-1	.000	0-0	.000	0-1	.000	1	3	4	3.5	1	0	1	0	0	0	2.5	
at Georgia Tech	12/01/21	1	0-0	.000	0-0	.000	0-0	.000	0	0	0	3.0	0	0	0	0	0	0	2.1	
MARQUETTE	12/04/21	4	1-1	1.000	0-0	.000	0-0	.000	0	0	0	2.6	0	0	0	0	0	2	2.1	
INDIANA	12/08/21	20	1-4	.250	0-2	.000	1-2	.500	2	2	4	2.8	1	0	0	0	0	3	2.2	
at Ohio St.	12/11/21	13	0-3	.000	0-2	.000	1-2	.500	0	2	2	2.7	1	0	0	0	0	1	2.1	
NICHOLLS ST.	12/15/21	9	2-5	.400	0-1	.000	0-0	.000	2	2	4	2.8	0	0	0	0	0	4	2.3	
Totals		1	129	11-34	.324	0-11	.000	3-6	.500	10	21	31	2.8	4	3	4	1	0	25	2.3

Games played: 11  
Minutes/game: 11.7  
Points/game: 2.3  
FG Pct: 32.4  
3FG Pct: 0.0  
FT Pct: 50.0

Rebounds/game: 2.8  
Assists/game: 0.3  
Turnovers/game: 0.4  
Assist/turnover ratio: 0.8  
Blocks/game: 0.1

CAREER STATISTICS

Overall				3-Point					Rebounding											
Year	GP-GS	Min/Avg	FG-FGA	Pct	FG-FGA	Pct	FT-FTA	Pct	Off-Def	Tot	Avg	PF-FO	Ast	TO	Blk	Stl	Pts/Avg			
2020-21	7-0	64/9.1	6-11	.545	1-3	.333	7-8	.875	1-5	6	0.9	10-0	4	1	3	1	20/2.9			
2021-22	11-1	130/11.8	11-34	.324	0-11	.000	3-6	.500	10-21	31	2.8	4-0	3	4	1	0	25/2.3			
Total	18-1	194/10.8	17-45	.378	1-14	.071	10-14	.714	11-26	37	2.1	14-0	7	5	4	1	45/2.5			
Conference				3-Point					Rebounding											
Year	GP-GS	Min/Avg	FG-FGA	Pct	FG-FGA	Pct	FT-FTA	Pct	Off-Def	Tot	Avg	PF-FO	Ast	TO	Blk	Stl	Pts/Avg			
2020-21	-- DID NOT PLAY (INJURY) --																			
2021-22	2-0	33/16.5	1-7	.143	0-4	.000	2-4	.500	2-4	6	3.0	2-0	0	0	0	0	4/2.0			
Total	2-0	33/16.5	1-7	.143	0-4	.000	2-4	.500	2-4	6	3.0	2-0	0	0	0	0	4/2.0			

22 | STEVEN CROWL

Sophomore | Forward | 7-0 | 234  
Eagan, Minn. | Eastview High School



Twitter: @steven\_crowl | Instagram: @stevencrowl

INDIVIDUAL BENCHMARKS

	SEASON 12/12	CAREER 24/12
GP/GS:	5	5
10+ POINTS:	1	1
20+ POINTS:	5	5
5+ REBOUNDS:	0	0
10+ REBOUNDS:	0	0
DOUBLE-DOUBLES:	2	2
LED UW IN PTS:	3	3
LED UW IN REB:		

GET TO KNOW STEVEN

Steven Crowl enters his second season in the Wisconsin program after appearing in 12 games last year as a true freshman. The 7-foot forward from Eagan, Minnesota scored his first points as a Badger in UW's season opener against Eastern Illinois, while also grabbing his first career rebound. In the first round of the 2021 NCAA Tournament, Crowl played 3 minutes and grabbed 2 rebounds against North Carolina to help UW to an 85-62 win. A three-star recruit by 247Sports and Rivals, Crowl had a standout senior season at Eastview High School where he was a finalist for Minnesota Mr. Basketball finalist. One of the most decorated players in Eastview history, Crowl finished his prep career as the school's all-time leading scorer (1,747 pts), rebounder (832 reb) and shot blocker (103 blk). The 6-foot-9 forward also set Eastview school records for career field-goal percentage (59% FG), rebounds in a season (332), rebounds in a game (19) and single-game field-goal percentage (90% FG). As a senior, he averaged 26.7 points and 12 rebounds per game, while also leading his team in assists (4.3 per contest). Crowl played travel basketball for D1 Minnesota, the same program as current Badger teammate Tyler Wahl.

HONORS

- Three-star recruit (247 Sports and Rivals)
- First-team South Suburban All-Conference 2019
- Section 3AAAA Player of the Year 2019
- 2020 Mr. Minnesota Basketball finalist

TOP SEASON PERFORMANCES

- ILLINOIS ST (12/29/21): Team-high 21 pts (7-8 FG, 2-2 3FG), plus 9 reb for a near double-double.
- MARQUETTE (12/4/21): Scored 15 points (6-9 FG, 2-3 3FG), while grabbing a team-high 8 rebounds.
- ST. FRANCIS BKN (11/9/21): Recorded a near double-double in his first career start, finishing with 11 points, 8 rebounds and 1 block.

SEASON HIGHS

POINTS: 21 vs. Illinois St (12/29/21)  
FIELD GOALS: 7 (2x) MR vs. Illinois St (12/29/21)  
FG ATTEMPTS: 11 vs. Green Bay (11/12/21)  
3-POINT FGS: 2 (4x) MR vs. Illinois St (12/29/21)  
3-POINT FGAS: 4 (3x) MR vs. Houston (11/23/21)  
FREE THROWS: 5 vs. Illinois St (12/29/21)  
FT ATTEMPTS: 7 vs. Illinois St (12/29/21)  
REBOUNDS: 9 vs. Illinois St (12/29/21)  
ASSISTS: 3 vs. Indiana (12/8/21)  
BLOCKS: 1 (4x) MR vs. Marquette (12/4/21)  
STEALS: 1 (3x) MR vs. Indiana (12/8/21)  
MINUTES: 29 (2x) MR vs. Marquette (12/4/21)

CAREER HIGHS

POINTS: 21 vs. Illinois St (12/29/21)  
FIELD GOALS: 7 (2x) MR vs. Illinois St (12/29/21)  
FG ATTEMPTS: 11 vs. Green Bay (11/12/21)  
3-POINT FGS: 2 (4x) MR vs. Illinois St (12/29/21)  
3-POINT FGAS: 4 (3x) MR vs. Houston (11/23/21)  
FREE THROWS: 5 vs. Illinois St (12/29/21)  
FT ATTEMPTS: 7 vs. Illinois St (12/29/21)  
REBOUNDS: 9 vs. Illinois St (12/29/21)  
ASSISTS: 3 vs. Indiana (12/8/21)  
BLOCKS: 1 (5x) MR vs. Marquette (12/4/21)  
STEALS: 1 (3x) MR vs. Indiana (12/8/21)  
MINUTES: 29 (2x) MR vs. Marquette (12/4/21)

GAME-BY-GAME STATISTICS

Opponent	Date	gs	min	Total		3-Pointers		Free throws		Rebounds			pf	a	t/o	blk	stl	pts	avg		
				fg-fga	pct	3fg-fga	pct	ft-fa	pct	off	def	tot								avg	
ST. FRANCIS BROOKLYN	11/09/21	*	19	4-9	.444	0-1	.000	3-3	1.000	3	5	8	8.0	0	0	2	1	0	11	11.0	
GREEN BAY	11/12/21	*	22	7-11	.636	2-4	.500	2-2	1.000	3	4	7	7.5	0	0	0	0	0	18	14.5	
PROVIDENCE	11/15/21	*	23	1-10	.100	0-4	.000	2-2	1.000	0	4	4	6.3	2	2	1	0	0	4	11.0	
vs Texas A&M	11/22/21	*	29	4-9	.444	2-3	.667	0-0	.000	1	3	4	5.8	3	2	2	1	0	10	10.8	
vs Houston	11/23/21	*	23	3-6	.500	1-4	.250	1-2	.500	0	1	1	4.8	4	0	1	0	1	8	10.2	
vs Saint Mary's (CA)	11/24/21	*	27	2-7	.286	0-1	.000	0-0	.000	3	4	7	5.2	3	1	1	0	0	4	9.2	
at Georgia Tech	12/01/21	*	28	2-7	.286	0-3	.000	1-2	.500	1	3	4	5.0	4	0	1	1	1	5	8.6	
MARQUETTE	12/04/21	*	29	6-9	.667	2-3	.667	1-2	.500	1	7	8	5.4	1	1	1	1	0	15	9.4	
INDIANA	12/08/21	*	19	2-6	.333	1-2	.500	0-0	.000	0	0	0	4.8	4	3	0	0	1	5	8.9	
at Ohio St.	12/11/21	*	23	0-3	.000	0-2	.000	0-0	.000	1	1	2	4.5	3	0	3	0	0	0	8.0	
NICHOLLS ST.	12/15/21	*	14	2-6	.333	0-2	.000	1-2	.500	1	3	4	4.5	0	1	1	1	0	5	7.7	
Totals			11	256	33-83	.398	8-29	.276	11-15	.733	14	35	49	4.5	24	10	13	5	3	85	7.7

Games played: 11  
Minutes/game: 23.3  
Points/game: 7.7  
FG Pct: 39.8  
3FG Pct: 27.6  
FT Pct: 73.3


Rebounds/game: 4.5  
Assists/game: 0.9  
Turnovers/game: 1.2  
Assist/turnover ratio: 0.8  
Steals/game: 0.3  
Blocks/game: 0.5

CAREER STATISTICS

Overall			3-Point							Rebounding							
Year	GP-GS	Min/Avg	FG-FGA	Pct	FG-FGA	Pct	FT-FTA	Pct	Off-Def	Tot	Avg	PF-FO	Ast	TO	Blk	Stl	Pts/Avg
2020-21	12-0	39/3.3	4-8	.500	0-1	.000	0-0	---	4-5	9	0.8	9-0	2	3	1	0	8/0.7
2021-22	12-12	283/23.6	40-91	.440	10-31	.323	16-22	.727	21-36	57	4.8	28-0	12	13	5	3	106/8.8
Total	24-12	322/13.4	44-99	.444	10-32	.313	16-22	.727	25-41	66	2.8	37-0	14	16	6	3	114/4.8
Conference			3-Point							Rebounding							
Year	GP-GS	Min/Avg	FG-FGA	Pct	FG-FGA	Pct	FT-FTA	Pct	Off-Def	Tot	Avg	PF-FO	Ast	TO	Blk	Stl	Pts/Avg
2020-21	7-0	7/1.0	0-0	---	0-0	---	0-0	---	0-3	3	0.4	1-0	0	0	0	0	0/0.0
2021-22	2-2	42/21.0	2-9	.222	1-4	.250	0-0	---	1-1	2	1.0	7-0	3	3	0	1	5/2.5
Total	9-2	49/5.4	2-9	.222	1-4	.250	0-0	---	1-4	5	0.6	8-0	3	3	0	1	5/0.6

23 | CHUCKY HEPBURN

Freshman | Forward | 6-2 | 211  
Omaha, Neb. | Bellevue West High School



Twitter: @ChuckyHepburn | Instagram: @chucky.hepburn

INDIVIDUAL BENCHMARKS		
	SEASON	CAREER
GP/GS:	12/12	12/12
10+ POINTS:	3	3
20+ POINTS:	0	0
3+ 3FGS:	1	1
2+ ASSISTS:	5	5
2+ STEALS:	3	3
LED UW IN PTS:	0	0
LED UW IN AST:	3	3

Chucky Hepburn begins his first season as a Badger in 2021-22. The 6-foot-2 point guard from Omaha, Nebraska was a four-star recruit by ESPN and ranked as the No. 20 point guard in the nation. The 2020 Nebraska Gatorade Player of the Year, Hepburn averaged over 15 points, eight assists and five rebounds per game as a senior at Bellevue West. As a junior in 2020, Hepburn led Bellevue West to the Class A state championship, averaging 17.7 points, 6.1 assists, 4.6 rebounds and 3.1 steals per game that season. A three-time All-Metro First-Team honoree, Hepburn averaged over 18 points, 5 rebounds and 5 assists per game as a sophomore. Hepburn made four straight state appearances, advancing to the state title game his freshman, junior and senior seasons at Bellevue West. Off the court, Hepburn earned the "HomeSchool Papillion TeenService Award" and was a Special Olympics Volunteer Award winner.

- HONORS
- Big Ten Co-Freshman of the Week (12/6/21)
  - Four-star high school recruit (ESPN)
  - No. 2 ranked 2021 prospect in Nebraska
  - 2020 Nebraska Gatorade Player of the Year
  - 2x First-Team All-Class All-State (2019, '20)
  - 2020 Nebraska Class A State Champion

- TOP SEASON PERFORMANCES
- **MARQUETTE (12/4/21):** Recorded career highs in points (15) and assists (6), plus 3 steals in the win.
  - **ST. FRANCIS BKN (11/9/21):** First true freshman to start a season opener for UW since 2001, tallying 13 points, including 2-for-3 3FG shooting.

SEASON HIGHS			CAREER HIGHS		
POINTS:	15 vs. Marquette (12/4/21)		POINTS:	15 vs. Marquette (12/4/21)	
FIELD GOALS:	5 (2x) MR vs. Illinois St (12/29/21)		FIELD GOALS:	5 (2x) MR vs. Illinois St (12/29/21)	
FG ATTEMPTS:	9 vs. Illinois St (12/29/21)		FG ATTEMPTS:	9 vs. Illinois St (12/29/21)	
3-POINT FGS:	3 vs. Illinois St (12/29/21)		3-POINT FGS:	3 vs. Illinois St (12/29/21)	
3-POINT FGAS:	5 (3x) MR vs. Illinois St (12/29/21)		3-POINT FGAS:	5 (3x) MR vs. Illinois St (12/29/21)	
FREE THROWS:	4 (2x) MR vs. Indiana (12/8/21)		FREE THROWS:	4 (2x) MR vs. Indiana (12/8/21)	
FT ATTEMPTS:	4 (4x) MR vs. Nicholls (12/15/21)		FT ATTEMPTS:	4 (4x) MR vs. Nicholls (12/15/21)	
REBOUNDS:	3 (2x) MR at Ohio State (12/11/21)		REBOUNDS:	3 (2x) MR at Ohio State (12/11/21)	
ASSISTS:	6 vs. Marquette (12/4/21)		ASSISTS:	6 vs. Marquette (12/4/21)	
BLOCKS:	2 vs. Indiana (12/8/21)		BLOCKS:	2 vs. Indiana (12/8/21)	
STEALS:	4 vs. Green Bay (11/12/21)		STEALS:	4 vs. Green Bay (11/12/21)	
MINUTES:	36 vs. Providence (11/15/21)		MINUTES:	36 vs. Providence (11/15/21)	

GAME-BY-GAME STATISTICS

Opponent	Date	gs	min	Total		3-Pointers		Free throws		Rebounds				pf	a	t/o	blk	stl	pts	avg
				fg-fga	pct	3fg-fga	pct	ft-fia	pct	off	def	tot	avg							
ST. FRANCIS BROOKLYN	11/09/21	*	24	4-7	.571	2-3	.667	3-4	.750	0	1	1	1.0	3	1	2	0	0	13	13.0
GREEN BAY	11/12/21	*	24	1-5	.200	1-3	.333	0-0	.000	0	2	2	1.5	1	1	1	0	4	3	8.0
PROVIDENCE	11/15/21	*	36	2-8	.250	0-3	.000	1-2	.500	1	2	3	2.0	3	2	1	0	1	5	7.0
vs Texas A&M	11/22/21	*	29	2-4	.500	1-3	.333	2-3	.667	1	1	2	2.0	1	1	1	0	0	7	7.0
vs Houston	11/23/21	*	31	1-4	.250	1-4	.250	0-0	.000	0	4	4	2.4	2	3	3	1	0	3	6.2
vs Saint Mary's (CA)	11/24/21	*	31	2-5	.400	0-1	.000	2-2	1.000	0	3	3	2.5	2	1	0	0	1	6	6.2
at Georgia Tech	12/01/21	*	33	1-6	.167	1-5	.200	4-4	1.000	0	1	1	2.3	2	3	2	1	1	7	6.3
MARQUETTE	12/04/21	*	31	5-8	.625	2-4	.500	3-3	1.000	0	2	2	2.3	1	6	2	0	3	15	7.4
INDIANA	12/08/21	*	25	0-4	.000	0-3	.000	4-4	1.000	0	2	2	2.2	4	1	0	2	0	4	7.0
at Ohio St.	12/11/21	*	33	2-8	.250	1-5	.200	0-0	.000	0	3	3	2.3	1	1	1	0	1	5	6.8
NICHOLLS ST.	12/15/21	*	33	3-8	.375	0-3	.000	3-4	.750	0	0	0	2.1	1	1	2	0	2	9	7.0
Totals		11	330	23-67	.343	9-37	.243	22-26	.846	2	21	23	2.1	21	21	15	4	13	77	7.0

Games played: 11  
Minutes/game: 30.0  
Points/game: 7.0  
FG Pct: 34.3  
3FG Pct: 24.3  
FT Pct: 84.6

Rebounds/game: 2.1  
Assists/game: 1.9  
Turnovers/game: 1.4  
Assist/turnover ratio: 1.4  
Steals/game: 1.2  
Blocks/game: 0.4

CAREER STATISTICS															
Overall				3-Point				Rebounding							
Year	GP-GS	Min/Avg	FG-FGA Pct	FG-FGA Pct	FT-FTA Pct	FT-FTA Pct	Off-Def Tot	Avg	PF-FO	Ast TO	Blk Stl	Pts/Avg			
2021-22	12-12	365/30.4	28-76 .368	12-40 .300	22-26 .846	4-22 .26	2.2	23-0	25 16	4 14	90/7.5				
Total	12-12	365/30.4	28-76 .368	12-40 .300	22-26 .846	4-22 .26	2.2	23-0	25 16	4 14	90/7.5				
Conference				3-Point				Rebounding							
Year	GP-GS	Min/Avg	FG-FGA Pct	FG-FGA Pct	FT-FTA Pct	FT-FTA Pct	Off-Def Tot	Avg	PF-FO	Ast TO	Blk Stl	Pts/Avg			
2021-22	2-2	58/29.0	2-12 .167	1-8 .125	4-4 1.000	0-5 .5	2.5	5-0	2 1	2 1	9/4.5				
Total	2-2	58/29.0	2-12 .167	1-8 .125	4-4 1.000	0-5 .5	2.5	5-0	2 1	2 1	9/4.5				



33 | CHRIS VOGT

Senior | Center | 7-0 | 257  
Mayfield, KY | Graves County (Cincinnati)



Twitter: @ChrisVogt33 | Instagram: @chrisvogt33

INDIVIDUAL BENCHMARKS

	SEASON	CAREER
GP/GS:	12/0	113/52
10+ POINTS:	0	26
20+ POINTS:	0	3
5+ REBOUNDS:	5	40
10+ REBOUNDS:	0	5
DOUBLE-DOUBLES:	0	4
2+ BLOCKS:	2	32
LED TEAM IN PTS:	0	6
LED TEAM IN REB:	3	15

GET TO KNOW CHRIS

Fifth-year senior transfer Chris Vogt joins the Wisconsin program after playing at Cincinnati last season. A 7-foot center from Mayfield, Kentucky, Vogt has played in 100+ games over his four-year collegiate career, including starting 50 of 53 games at Cincinnati. As a junior in 2019-20, he averaged 11.0 points, 5.9 rebounds and 1.6 blocks per game, shooting a conference-leading 64.8 percent from the floor. Last season, Vogt started 21 of 23 games and averaged 5.0 points, 3.5 rebounds, 1.1 blocks, and 56 percent field goal shooting in 19.4 minutes per game. He ranked among the conference leaders in blocks (fifth) and offensive rebounds (15th). Vogt spent his freshman and sophomore seasons at Northern Kentucky, where he played 48 games.

HONORS

- 2019-20 AAC Regular Season Championship
- 2018-19 Horizon League Regular Season Champion
- 2017-18 Horizon League Regular Season Champion

TOP CAREER PERFORMANCES

- NICHOLLS (12/15/21): Sparked UW off the bench, finishing with 9 pts, 7 reb (4 off.), 1 stl in 25 minutes.
- INDIANA (12/8/21): Season highs with 9 points and 6 rebounds to spark UW's come-from-behind win.
- LIPSCOMB (12/2/20): Scored 12 points (6-7 FG) and hauled in 7 rebounds in the season opener. Played season-high 32 minutes
- SOUTH FLORIDA (12/16/20): Sparked the Bearcats offense with a season-high 13 points and added 4 rebounds, 3 assists, and 1 block.

SEASON HIGHS

POINTS:

9 (2x) MR vs. Nicholls (12/15/21)

FIELD GOALS:

4 (2x) MR vs. Nicholls (12/15/21)

FG ATTEMPTS:

7 vs. Nicholls (12/15/21)

3-POINT FGs:

--

3-POINT FGAs:

1 vs. Green Bay (11/12/21)

FREE THROWS:

4 vs. Green Bay (11/12/21)

FT ATTEMPTS:

4 vs. Green Bay (11/12/21)

REBOUNDS:

9 vs. St. Francis Bkn (11/9/21)

ASSISTS:

1 (7x) MR Illinois St (12/29/21)

BLOCKS:

3 at Ohio State (12/11/21)

STEALS:

1 (4x) MR vs. Nicholls (12/15/21)

MINUTES:

25 vs. Nicholls (12/15/21)

CAREER HIGHS

POINTS:

21 (2x) MR at Tulane (1/4/20)\*

FIELD GOALS:

9 (3x) MR at Tulane (1/4/20)\*

FG ATTEMPTS:

13 vs. Green Bay (1/24/19)\*\*

3-POINT FGs:

--

3-POINT FGAs:

1 vs. Green Bay (11/12/21)

FREE THROWS:

8 at Temple (1/22/20)\*

FT ATTEMPTS:

9 (2x) MR at Temple (1/22/20)\*

REBOUNDS:

14 vs. Green Bay (1/24/19)\*\*

ASSISTS:

4 vs. Furman (12/10/20)\*

BLOCKS:

6 vs. Temple (2/12/21)\*

STEALS:

3 (2x) MR vs. Memphis (2/28/21)\*

MINUTES:

41 at UConn (2/9/20)\*

\*recorded at Cincinnati

\*\*recorded at N Kentucky

GAME-BY-GAME STATISTICS

Opponent	Date	gs	min	Total		3-Pointers		Free throws		Rebounds			pf	a	t/o	blk	stl	pts	avg	
				fg-fga	pct	3fg-fga	pct	ft-fa	pct	off	def	tot								avg
ST. FRANCIS BROOKLYN	11/09/21	17	1-3	.333	0-0	.000	0-0	.000	2	7	9	9.0	2	1	0	2	1	2	2.0	
GREEN BAY	11/12/21	12	0-2	.000	0-1	.000	4-4	1.000	3	2	5	7.0	3	0	0	1	0	4	3.0	
PROVIDENCE	11/15/21	9	0-0	.000	0-0	.000	0-0	.000	0	1	1	5.0	3	1	0	1	0	0	2.0	
vs Texas A&M	11/22/21	7	0-0	.000	0-0	.000	0-0	.000	1	1	2	4.3	1	0	0	0	0	0	1.5	
vs Houston	11/23/21	11	0-0	.000	0-0	.000	0-0	.000	0	2	2	3.8	3	1	0	0	0	0	1.2	
vs Saint Mary's (CA)	11/24/21	6	0-1	.000	0-0	.000	0-0	.000	2	0	2	3.5	2	0	1	0	0	0	1.0	
at Georgia Tech	12/01/21	12	0-2	.000	0-0	.000	0-0	.000	3	4	7	4.0	4	1	0	0	0	0	0.9	
MARQUETTE	12/04/21	5	0-0	.000	0-0	.000	1-2	.500	1	2	3	3.9	0	0	2	0	0	1	0.9	
INDIANA	12/08/21	21	4-6	.667	0-0	.000	1-1	1.000	4	2	6	4.1	2	1	0	0	1	9	1.8	
at Ohio St.	12/11/21	17	3-6	.500	0-0	.000	1-3	.333	0	2	2	3.9	4	0	0	3	1	7	2.3	
NICHOLLS ST.	12/15/21	26	4-7	.571	0-0	.000	1-3	.333	4	3	7	4.2	2	1	0	0	1	9	2.9	
Totals		0	143	12-27	.444	0-1	.000	8-13	.615	20	26	46	4.2	26	6	3	7	4	32	2.9

Games played: 11	Rebounds/game: 4.2
Minutes/game: 13.0	Assists/game: 0.5
Points/game: 2.9	Turnovers/game: 0.3
FG Pct: 44.4	Assist/turnover ratio: 2.0
3FG Pct: 0.0	Steals/game: 0.4
FT Pct: 61.5	Blocks/game: 0.6

CAREER STATISTICS

Overall					3-Point					Rebounding									
Year	GP-GS	Min/Avg	FG-FGA	Pct	FG-FGA	Pct	FT-FTA	Pct	Off-Def	Tot	Avg	PF-FO	Ast	TO	Blk	Stl	Pts/Avg		
2017-18*	13-0	42/3.2	6-10	.600	---	---	2-6	.333	0-9	9	0.7	8-0	3	2	4	2	8/1.1		
2018-19*	35-2	450/12.9	64-111	.577	---	---	30-78	.385	47-82	129	3.7	87-0	20	36	42	10	158/4.5		
2019-20**	30-29	856/28.5	136-210	.648	---	---	58-101	.574	78-99	177	5.9	93-0	25	51	47	10	330/11.0		
2020-21**	23/21	447/19.4	47-84	.560	---	---	20-57	.351	35-46	81	3.5	73-0	25	28	25	5	114/5.0		
2021-22	12-0	153/12.8	14-31	.452	0-1	.000	8-13	.615	21-27	48	4.0	30-0	7	4	8	4	36/3.0		
Total	113-52	1948/17.2	267-446	.599	0-1	.000	118-255	.463	181-263	444	3.9	291-0	80	121	126	31	652/5.8		
*at Northern Kentucky **at Cincinnati																			
Conference					3-Point					Rebounding									
Year	GP-GS	Min/Avg	FG-FGA	Pct	FG-FGA	Pct	FT-FTA	Pct	Off-Def	Tot	Avg	PF-FO	Ast	TO	Blk	Stl	Pts/Avg		
2017-18*	7-0	11/1.6	1-1	1.000	---	---	---	---	0-2	2	0.3	2-0	1	1	3	0	2/0.3		
2018-19*	18-2	230/12.8	33-63	.524	---	---	14-35	.400	22-42	64	3.6	36-0	10	18	22	5	80/4.4		
2019-20**	18-17	523/29.1	74-118	.627	---	---	31-58	.534	45-50	95	5.3	59-0	14	35	31	8	179/9.9		
2020-21**	14-12	271/19.4	25-54	.463	---	---	19-47	.404	23-28	51	3.6	45-0	15	13	15	4	69/4.9		
2021-22	2-0	38/19.0	7-12	.583	--	--	2-4	.500	4-4	8	4.0	6-0	1	0	3	2	16/8.0		
Total	59-31	1073/18.2	140-248	.565	--	--	66-144	.458	94-126	220	3.7	148-0	41	67	74	19	346/5.9		
*Northern League **American Athletic Conference																			

\*Horizon League \*\*American Athletic Conference

34 |

BRAD DAVISON

Senior | Guard | 6-4 | 200  
Maple Grove, Minn. | Maple Grove High School



Twitter: @braddavi34 | Instagram: @braddavison

INDIVIDUAL BENCHMARKS

	SEASON	CAREER
GP/GS:	12/12	140/136
20+ POINTS:	3	13
30+ POINTS:	0	2
3+ ASSISTS:	4	47
3+ STEALS:	1	14
LED UW IN PTS:	3	28
LED UW IN AST:	3	27

GET TO KNOW BRAD

Fifth-year senior Brad Davison returns as a key team leader for Wisconsin, not only vocally, but also in terms of production on the court. The Maple Grove, Minnesota native has made over 130 career starts as a Badger, just the 12th player in school history to reach the 100 milestone. UW's returning scoring leader, Davison averaged 10.0 points per game last year and shot a career-best 39.1 percent from 3-point range. Starting all 31 games last season, Davison had a masterful performance in the 2021 NCAA Tournament, scoring a game-high 29 points and leading the Badgers to an 85-62 win over North Carolina in the first round.

HONORS

- Big Ten Co-Player of the Week (12/6/21)
- 2018 Big Ten All-Freshman Team
- 2x Big Ten Freshman of the Week
- 3x Academic All-Big Ten (2019, '20, '21)

CAREER

- Ranks 3rd in school history with 136 career starts.
- Ranks 5th in school history with 83.3% career FT%.
- Ranks 10th in school history with 140 career steals.
- Ranks 2nd in school history with 248 career 3FGs.
- Just the 12th Badger in school history to make 100 career starts (#100 vs. Louisville, 12/19/20).
- Became the 43rd player in UW history with 1,000 career points (the 20th to do so by junior season).
- Set UW freshman records for FT% (.818) + 3FGs (60)

TOP SEASON PERFORMANCES

- MARQUETTE (12/4/21): Scored 20 points, shooting 4-for-8 from 3PT range in the win.
- at Ga Tech (12/1/21): Scored a season-high 27 pts (5-9 3FG) to lead UW to a B1G/ACC Challenge win.
- PROVIDENCE (11/15/21): Finished with a team-high 25 points (8-10 FT) and 7 rebounds for UW.

SEASON HIGHS

POINTS: 27 at Ga Tech (12/1/21)  
FIELD GOALS: 9 at Ga Tech (12/1/21)  
FG ATTEMPTS: 17 vs. Providence (11/15/21)  
3-POINT FGS: 5 at Ga Tech (12/1/21)  
3-POINT FGAS: 11 (2x) MR vs. Texas A&M (11/22/21)  
FREE THROWS: 8 vs. Providence (11/15/21)  
FT ATTEMPTS: 10 vs. Providence (11/15/21)  
REBOUNDS: 7 (2x) MR vs. Texas A&M (11/22/21)  
ASSISTS: 3 (4x) MR vs. Illinois St (12/29/21)  
BLOCKS: --  
STEALS: 3 vs. Providence (11/15/21)  
MINUTES: 39 vs. Providence (11/15/21)

CAREER HIGHS

POINTS: 30 (2x) MR at Nebraska (2/15/20)  
FIELD GOALS: 11 at Nebraska (2/15/20)  
FG ATTEMPTS: 19 vs. Michigan State (2/25/18)  
3-POINT FGS: 8 at Nebraska (2/15/20)  
3-POINT FGAS: 11 (3x) MR vs. Texas A&M (11/22/21)  
FREE THROWS: 12 vs. Rhode Island (12/9/20)  
FT ATTEMPTS: 16 vs. Marquette (12/9/17)  
REBOUNDS: 13 at Penn State (1/11/20)  
ASSISTS: 7 vs. Nebraska (12/22/20)  
BLOCKS: 1 (3x) MR vs. Mich. State (3/16/19)  
STEALS: 5 vs. Illinois (2/27/21)  
MINUTES: 44 vs. Minnesota (2/19/18)

GAME-BY-GAME STATISTICS

Opponent	Date	gs	min	Total		3-Pointers		Free throws		Rebounds				pf	a	t/o	blk	stl	pts	avg	
				fg-fga	pct	3fg-fga	pct	ft-fa	pct	off	def	tot	avg								
ST. FRANCIS BROOKLYN	11/09/21	*	23	3-8	.375	2-4	.500	0-1	.000	0	6	6	6.0	2	2	1	0	2	8	8.0	
GREEN BAY	11/12/21	*	24	5-8	.625	1-4	.250	4-4	1.000	2	1	3	4.5	2	2	1	0	1	15	11.5	
PROVIDENCE	11/15/21	*	39	7-17	.412	3-11	.273	8-10	.800	1	6	7	5.3	4	0	2	0	3	25	16.0	
vs Texas A&M	11/22/21	*	35	5-16	.313	3-11	.273	6-6	1.000	0	7	7	5.8	2	3	1	0	0	19	16.8	
vs Houston	11/23/21	*	28	2-6	.333	1-5	.200	4-4	1.000	0	4	4	5.4	4	2	1	0	1	9	15.2	
vs Saint Mary's (CA)	11/24/21	*	35	1-10	.100	1-7	.143	1-2	.500	1	2	3	5.0	3	1	0	0	0	4	13.3	
at Georgia Tech	12/01/21	*	37	9-16	.563	5-9	.556	4-5	.800	0	1	1	4.4	2	3	1	0	0	27	15.3	
MARQUETTE	12/04/21	*	33	6-12	.500	4-8	.500	4-5	.800	0	4	4	4.4	1	1	0	0	0	20	15.9	
INDIANA	12/08/21	*	34	3-12	.250	2-7	.286	0-0	.000	0	4	4	4.3	1	3	1	0	1	8	15.0	
at Ohio St.	12/11/21	*	28	4-12	.333	3-6	.500	2-2	1.000	0	5	5	4.4	3	0	1	0	0	13	14.8	
NICHOLLS ST.	12/15/21	*	35	5-12	.417	4-9	.444	5-6	.833	0	1	1	4.1	5	2	1	0	1	19	15.2	
Totals			11	351	50-129	.388	29-81	.358	38-45	.844	4	41	45	4.1	29	19	10	0	9	167	15.2

Games played: 11  
Minutes/game: 31.9  
Points/game: 15.2  
FG Pct: 38.8  
3FG Pct: 35.8  
FT Pct: 84.4

Rebounds/game: 4.1  
Assists/game: 1.7  
Turnovers/game: 0.9  
Assist/turnover ratio: 1.9  
Steals/game: 0.8

CAREER STATISTICS

Overall			3-Point						Rebounding											
Year	GP-GS	Min/Avg	FG-FGA	Pct	FG-FGA	Pct	FT-FTA	Pct	Off-Def	Tot	Avg	PF-FO	Ast	TO						
2017-18	33-29	1028/31.2	124-306	.405	60-169	.355	90-110	.818	10-66	76	2.3	109-0	83	59	1	40	398/12.1			
2018-19	34-34	1096/32.2	115-299	.385	52-149	.349	76-94	.809	10-101	111	3.3	79-0	62	34	2	36	358/10.5			
2019-20	30-30	927/30.9	92-233	.395	47-131	.359	65-77	.844	16-113	129	4.3	73-0	56	27	0	23	296/9.9			
2020-21	31-31	960/31.0	91-264	.345	63-162	.389	66-76	.868	10-99	109	3.5	72-0	73	72	0	33	311/10.0			
2021-22	12-12	385/32.1	51-138	.370	30-89	.337	42-49	.857	6-45	51	4.3	31-1	22	10	0	9	174/14.5			
Total	140-136	4396/31.4	473-1240	.381	252-700	.360	339-406	.835	52-424	476	3.4	364-1	296	157	3	141	1537/11.0			

Conference			3-Point						Rebounding											
Year	GP-GS	Min/Avg	FG-FGA	Pct	FG-FGA	Pct	FT-FTA	Pct	Off-Def	Tot	Avg	PF-FO	Ast	TO						
2017-18	18-18	598/33.2	67-175	.383	34-96	.354	47-53	.887	5-41	46	2.6	64-0	51	41	1	19	215/11.9			
2018-19	20-20	667/33.4	72-186	.387	32-87	.368	39-51	.765	6-64	70	3.5	51-0	37	18	1	15	215/10.8			
2019-20	19-19	593/31.2	56-149	.376	32-87	.368	42-52	.808	9-76	85	4.5	47-0	31	15	0	11	186/9.8			
2020-21	20-20	636/31.8	54-178	.303	38-108	.352	28-34	.824	9-67	76	3.8	50-0	47	18	0	25	174/8.7			
2021-22	2-2	62/31.0	7-24	.292	5-13	.385	2-2	1.000	0-9	9	4.5	4-0	3	2	0	1	21/10.5			
Total	79-79	2556/32.4	256-712	.360	141-391	.361	158-192	.823	29-257	286	3.6	216-0	169	94	2	71	811/10.3			

# Individual Game by Game

## 2 | JORDAN DAVIS

Sophomore | Guard | 6-4 | 198  
La Crosse, Wis. | La Crosse Central High School

### GAME-BY-GAME STATISTICS

Opponent	Date	gs	min	Total		3-Pointers		Free throws		Rebounds				pf	a	t/o	blk	stl	pts	avg
				fg-fga	pct	3fg-fga	pct	ft-fa	pct	off	def	tot	avg							
ST. FRANCIS BROOKLYN	11/09/21	4		1-2	.500	1-2	.500	0-0	.000	0	0	0	0.0	0	0	1	0	0	3	3.0
GREEN BAY	11/12/21	7		2-2	1.000	0-0	.000	0-0	.000	1	1	2	1.0	2	0	1	0	1	4	3.5
PROVIDENCE	11/15/21	0		1-1	1.000	1-1	1.000	0-0	.000	0	0	0	0.7	0	0	0	0	0	3	3.3
vs Texas A&M	11/22/21	6		1-1	1.000	1-1	1.000	0-0	.000	1	3	4	1.5	1	0	0	0	1	3	3.3
vs Houston	11/23/21	5		0-0	.000	0-0	.000	0-0	.000	0	1	1	1.4	1	0	0	0	0	0	2.6
MARQUETTE	12/04/21	3		0-0	.000	0-0	.000	0-0	.000	0	0	0	1.2	0	0	1	0	0	0	2.2
INDIANA	12/08/21	12		1-4	.250	1-4	.250	0-0	.000	0	1	1	1.1	0	0	0	0	0	3	2.3
at Ohio St.	12/11/21	16		1-2	.500	0-0	.000	0-1	.000	1	1	2	1.3	0	0	0	1	1	2	2.3
NICHOLLS ST.	12/15/21	7		0-1	.000	0-1	.000	0-0	.000	1	1	2	1.3	0	1	0	0	0	0	2.0
Totals		0	60	7-13	.538	4-9	.444	0-1	.000	4	8	12	1.3	4	1	3	1	3	18	2.0

### CAREER STATISTICS

Overall			3-Point								Rebounding							
Year	GP-GS	Min/Avg	FG-FGA	Pct	FG-FGA	Pct	FT-FTA	Pct	Off-Def	Tot	Avg	PF-FO	Ast	TO	Blk	Stl	Pts/Avg	
2020-21	13-0	19/1.5	3-6	.500	2-5	.400	0-0	---	0-1	1	0.1	0-0	0	1	0	0	8/0.6	
2021-22	10-0	70/7.0	7-13	.538	4-9	.444	0-1	.000	4-8	12	1.2	6-0	1	3	1	3	18/1.8	
Total	23-0	89/3.9	10-19	.526	6-14	.429	0-1	.000	4-9	13	0.6	6-0	3	4	1	3	26/1.1	
Conference			3-Point								Rebounding							
Year	GP-GS	Min/Avg	FG-FGA	Pct	FG-FGA	Pct	FT-FTA	Pct	Off-Def	Tot	Avg	PF-FO	Ast	TO	Blk	Stl	Pts/Avg	
2020-21	8-0	9/1.1	1-4	.250	0-3	.000	0-0	---	0-1	1	0.1	0-0	0	1	0	0	2/0.3	
2021-22	2-0	28/14.0	2-6	.333	1-4	.250	0-1	.000	1-2	3	1.5	0-0	0	0	1	1	5/2.5	
Total	10-0	37/3.7	3-10	.300	1-7	.143	0-1	.000	1-3	4	0.4	0-0	0	1	1	1	7/0.7	

### SEASON HIGHS

POINTS: 4 vs. Green Bay (11/12/21)  
FIELD GOALS: 2 vs. Green Bay (11/12/21)  
FG ATTEMPTS: 4 vs. Indiana (12/8/21)  
3-POINT FGS: 1 (4x) MR vs. Indiana (12/8/21)  
3-POINT FGAS: 4 vs. Indiana (12/8/21)  
FREE THROWS: --  
FT ATTEMPTS: --  
REBOUNDS: 4 vs. Texas A&M (11/22/21)  
ASSISTS: 1 vs. Nicholls (12/15/21)  
BLOCKS: --  
STEALS: 1 (3x) MR at Ohio State (12/11/21)  
MINUTES: 16 at Ohio State (12/11/21)

### CAREER HIGHS

POINTS: 4 vs. Green Bay (11/12/21)  
FIELD GOALS: 2 vs. Green Bay (11/12/21)  
FG ATTEMPTS: 3 at Michigan (1/12/21)  
3-POINT FGS: 1 (6x) MR vs. Indiana (12/8/21)  
3-POINT FGAS: 4 vs. Indiana (12/8/21)  
FREE THROWS: --  
FT ATTEMPTS: --  
REBOUNDS: 4 vs. Texas A&M (11/22/21)  
ASSISTS: 1 vs. Nicholls (12/15/21)  
BLOCKS: --  
STEALS: 1 (3x) MR at Ohio State (12/11/21)  
MINUTES: 16 at Ohio State (12/11/21)

## 4 | CARTER HIGGINBOTTOM

Junior | Guard | 6-0 | 193  
Chicago, Ill. | St. Ignatius High School

### GAME-BY-GAME STATISTICS

Opponent	Date	gs	min	Total		3-Pointers		Free throws		Rebounds				pf	a	t/o	blk	stl	pts	avg
				fg-fga	pct	3fg-fga	pct	ft-fa	pct	off	def	tot	avg							
ST. FRANCIS BROOKLYN	11/09/21	1		0-0	.000	0-0	.000	0-0	.000	0	0	0	0.0	0	0	1	0	0	0	0.0
GREEN BAY	11/12/21	2		0-0	.000	0-0	.000	0-0	.000	0	0	0	0.0	0	0	0	0	0	0	0.0
MARQUETTE	12/04/21	1		0-0	.000	0-0	.000	0-0	.000	0	0	0	0.0	2	0	1	0	0	0	0.0
Totals		0	4	0-0	.000	0-0	.000	0-0	.000	0	0	0	0.0	2	0	2	0	0	0	0.0

### CAREER STATISTICS

Overall			3-Point					Rebounding									
Year	GP-GS	Min/Avg	FG-FGA	Pct	FG-FGA	Pct	FT-FTA	Pct	Off-Def	Tot	Avg	PF-FO	Ast	TO	Blk	Stl	Pts/Avg
2018-19																	
REDSHIRT SEASON																	
2019-20	9-0	9/1.0	0-1	.000	0-0	--	---	--	0-1	1	0.1	0-0	0	1	0	0	0/0.0
2020-21	9-0	10/1.1	0-4	.000	0-0	--	0-2	.000	0-0	0	.000	1-0	1	2	0	1	0/0.0
2021-22	3-0	4/1.3	---	---	---	---	---	---	0-0	0	.000	2-0	0	2	0	0	0/0.0
Total	21-0	23/1.1	0-5	.000	0-0	---	0-2	.000	0-1	1	0.05	3-0	1	5	0	1	0/0.0
Conference			3-Point					Rebounding									
Year	GP-GS	Min/Avg	FG-FGA	Pct	FG-FGA	Pct	FT-FTA	Pct	Off-Def	Tot	Avg	PF-FO	Ast	TO	Blk	Stl	Pts/Avg
2018-19																	
REDSHIRT SEASON																	
2019-20	4-0	4/1.0	0-1	.000	0-0	---	0-0	--	0-0	0	0.0	0-0	0	0	0	0	0/0.0
2020-21	4-0	5/1.3	0-1	.000	0-0	---	0-2	.000	0-0	0	0.0	1-0	0	1	0	0	0/0.0
2021-22	---	---/---	---	---	---	---	---	---	---	---	---	---	---	---	---	---	---
Total	8-0	9/1.1	0-2	.000	0-0	---	0-2	.000	0-0	0	0.0	1	0	1	0	0	0/0.0

### SEASON HIGHS

POINTS: --  
FIELD GOALS: --  
FG ATTEMPTS: --  
3-POINT FGS: --  
3-POINT FGAS: --  
FREE THROWS: --  
FT ATTEMPTS: --  
REBOUNDS: --  
ASSISTS: --  
BLOCKS: --  
STEALS: --  
MINUTES: 2 vs. St. Francis Bkn (11/9/21)

### CAREER HIGHS

POINTS: --  
FIELD GOALS: --  
FG ATTEMPTS: 1 (5x) MR vs. Penn State (2/2/21)  
3-POINT FGS: --  
3-POINT FGAS: --  
FREE THROWS: --  
FT ATTEMPTS: 2 at Nebraska (2/10/21)  
REBOUNDS: 1 vs. Milwaukee (12/21/19)  
ASSISTS: 1 vs. Green Bay (12/1/20)  
BLOCKS: --  
STEALS: 1 vs. North Carolina (3/19/21)  
MINUTES: 2 (4x) MR vs. Green Bay (11/12/21)



Individual Game by Game

10 | ISAAC LINDSEY

Sophomore | Guard | 6-4 | 184  
Mineral Point, Wis. | Mineral Point High School (UNLV)

GAME-BY-GAME STATISTICS

Opponent	Date	gs	min	Total		3-Pointers		Free throws		Rebounds				pf	a	t/o	blk	stl	pts	avg
				fg-fga	pct	3fg-fga	pct	ft-fia	pct	off	def	tot	avg							
ST. FRANCIS BROOKLYN	11/09/21	2		0-0	.000	0-0	.000	0-0	.000	0	0	0	0.0	0	0	0	0	0	0	0.0
GREEN BAY	11/12/21	4		0-1	.000	0-0	.000	0-0	.000	0	0	0	0.0	0	0	0	0	0	0	0.0
Totals		0	6	0-1	.000	0-0	.000	0-0	.000	0	0	0	0.0	0	0	0	0	0	0	0.0

CAREER STATISTICS

Overall				3-Point				Rebounding												Pts/Avg
Year	GP-GS	Min/Avg	FG-FGA	Pct	FG-FGA	Pct	FT-FTA	Pct	Off-Def	Tot	Avg	PF-FO	Ast	TO	Blk	Stl				
2021-22	3-0	9/3.0	1-4	.250	1-2	.500	---	---	---	---	---	---	---	---	---	---	3/1.0			
Total	3-0	9/3.0	1-4	.250	1-2	.500	---	---	---	---	---	---	---	---	---	---	3/1.0			

Conference				3-Point				Rebounding												Pts/Avg
Year	GP-GS	Min/Avg	FG-FGA	Pct	FG-FGA	Pct	FT-FTA	Pct	Off-Def	Tot	Avg	PF-FO	Ast	TO	Blk	Stl				
2021-22	---	---	---	---	---	---	---	---	---	---	---	---	---	---	---	---	---			
Total	---	---	---	---	---	---	---	---	---	---	---	---	---	---	---	---	---			

SEASON HIGHS

POINTS: 3 vs. Illinois St (12/29/21)  
FIELD GOALS: 1 vs. Illinois St (12/29/21)  
FG ATTEMPTS: 3 vs. Illinois St (12/29/21)  
3-POINT FGS: 1 vs. Illinois St (12/29/21)  
3-POINT FGAS: 2 vs. Illinois St (12/29/21)  
FREE THROWS: --  
FT ATTEMPTS: --  
REBOUNDS: --  
ASSISTS: --  
BLOCKS: --  
STEALS: --  
MINUTES: 4 vs. Green Bay (11/12/21)

CAREER HIGHS

POINTS: 3 vs. Illinois St (12/29/21)  
FIELD GOALS: 1 vs. Illinois St (12/29/21)  
FG ATTEMPTS: 3 vs. Illinois St (12/29/21)  
3-POINT FGS: 1 vs. Illinois St (12/29/21)  
3-POINT FGAS: 2 vs. Illinois St (12/29/21)  
FREE THROWS: --  
FT ATTEMPTS: --  
REBOUNDS: --  
ASSISTS: --  
BLOCKS: --  
STEALS: --  
MINUTES: 4 vs. Green Bay (11/12/21)

11 | LORNE BOWMAN II

Freshman | Guard | 6-2 | 210  
Detroit, Mich. | St. Mary's High School

GAME-BY-GAME STATISTICS

Opponent	Date	gs	min	Total		3-Pointers		Free throws		Rebounds				pf	a	t/o	blk	stl	pts	avg
				fg-fga	pct	3fg-fga	pct	ft-fia	pct	off	def	tot	avg							
ST. FRANCIS BROOKLYN	11/09/21	15		3-7	.429	3-4	.750	0-0	.000	2	2	4	4.0	0	1	1	0	0	9	9.0
GREEN BAY	11/12/21	15		1-3	.333	1-2	.500	0-0	.000	0	1	1	2.5	4	1	1	0	3	3	6.0
PROVIDENCE	11/15/21	11		1-3	.333	1-2	.500	0-0	.000	0	0	0	1.7	1	0	1	0	0	3	5.0
vs Texas A&M	11/22/21	11		0-1	.000	0-0	.000	2-2	1.000	0	0	0	1.3	1	1	0	0	1	2	4.3
vs Houston	11/23/21	12		1-1	1.000	0-0	.000	0-1	1.000	0	0	0	1.0	1	0	1	0	0	2	3.8
vs Saint Mary's (CA)	11/24/21	11		2-5	.400	1-2	.500	0-0	.000	0	0	0	0.8	1	0	1	0	0	5	4.0
at Georgia Tech	12/01/21	8		2-3	.667	1-2	.500	0-0	.000	0	2	2	1.0	1	0	0	0	0	5	4.1
MARQUETTE	12/04/21	11		2-4	.500	1-3	.333	0-0	.000	0	1	1	1.0	2	0	3	0	0	5	4.3
NICHOLLS ST.	12/15/21	13		1-2	.500	1-2	.500	1-3	.333	0	3	3	1.2	0	0	1	0	0	4	4.2
Totals		0	107	13-29	.448	9-17	.529	3-6	.500	2	9	11	1.2	11	3	9	0	4	38	4.2

CAREER STATISTICS

Overall				3-Point				Rebounding												Pts/Avg			
Year	GP-GS	Min/Avg	FG-FGA	Pct	FG-FGA	Pct	FT-FTA	Pct	Off-Def	Tot	Avg	PF-FO	Ast	TO	Blk	Stl							
2021-22	9-0	108/12.0	13-29	.448	9-17	.529	3-6	.500	2-9	11	1.2	11-0	3	9	0	4						38/4.2	
Total	9-0	108/12.0	13-29	.448	9-17	.529	3-6	.500	2-9	11	1.2	11-0	3	9	0	4						38/4.2	
Conference				3-Point				Rebounding												Pts/Avg			
Year	GP-GS	Min/Avg	FG-FGA	Pct	FG-FGA	Pct	FT-FTA	Pct	Off-Def	Tot	Avg	PF-FO	Ast	TO	Blk	Stl							
2021-22	---	---	---	---	---	---	---	---	---	---	---	---	---	---	---	---						---	
Total	---	---	---	---	---	---	---	---	---	---	---	---	---	---	---	---						---	

SEASON HIGHS

POINTS: 9 vs. St. Francis Bkn (11/9/21)  
FIELD GOALS: 3 vs. St. Francis Bkn (11/9/21)  
FG ATTEMPTS: 7 vs. St. Francis Bkn (11/9/21)  
3-POINT FGS: 3 vs. St. Francis Bkn (11/9/21)  
3-POINT FGAS: 4 vs. St. Francis Bkn (11/9/21)  
FREE THROWS: 2 vs. Texas A&M (11/22/21)  
FT ATTEMPTS: 3 vs. Nicholls (12/15/21)  
REBOUNDS: 4 vs. St. Francis Bkn (11/9/21)  
ASSISTS: 1 (3x) MR 2 vs. Texas A&M (11/22/21)  
BLOCKS: --  
STEALS: 1 vs. Texas A&M (11/22/21)  
MINUTES: 15 vs. St. Francis Bkn (11/9/21)

CAREER HIGHS

POINTS: 9 vs. St. Francis Bkn (11/9/21)  
FIELD GOALS: 3 vs. St. Francis Bkn (11/9/21)  
FG ATTEMPTS: 7 vs. St. Francis Bkn (11/9/21)  
3-POINT FGS: 3 vs. St. Francis Bkn (11/9/21)  
3-POINT FGAS: 4 vs. St. Francis Bkn (11/9/21)  
FREE THROWS: 2 vs. Texas A&M (11/22/21)  
FT ATTEMPTS: 3 vs. Nicholls (12/15/21)  
REBOUNDS: 4 vs. St. Francis Bkn (11/9/21)  
ASSISTS: 1 (3x) MR 2 vs. Texas A&M (11/22/21)  
BLOCKS: --  
STEALS: 1 vs. Texas A&M (11/22/21)  
MINUTES: 15 vs. St. Francis Bkn (11/9/21)

Individual Game by Game

13 | JUSTIN TAPHORN

Freshman | Guard | 6-5 | 198  
Pekin, Ill. | Pekin High School

GAME-BY-GAME STATISTICS

Opponent	Date	gs	min	Total		3-Pointers		Free throws		Rebounds				pf	a	t/o	blk	stl	pts	avg
				fg-fga	pct	3fg-fga	pct	ft-fa	pct	off	def	tot	avg							
ST. FRANCIS BROOKLYN	11/09/21	1		0-0	.000	0-0	.000	0-0	.000	0	0	0	0.0	0	0	0	0	0	0	0.0
GREEN BAY	11/12/21	2		0-0	.000	0-0	.000	0-0	.000	0	0	0	0.0	0	0	0	0	0	0	0.0
MARQUETTE	12/04/21	1		0-0	.000	0-0	.000	0-0	.000	0	0	0	0.0	0	0	0	0	0	0	0.0
Totals		0	4	0-0	.000	0-0	.000	0-0	.000	0	0	0	0.0	0	0	0	0	0	0	0.0

CAREER STATISTICS

Overall				3-Point				Rebounding													
Year	GP-GS	Min/Avg	FG-FGA	Pct	FG-FGA	Pct	FT-FTA	Pct	Off-Def	Tot	Avg	PF-FO	Ast	TO	Blk	Stl	Pts/Avg				
2020-21	6-0	8/1.3	0-1	.000	0-1	.000	---	---	0-0	0	---	0-0	0	1	0	0	0/0.0				
2021-22	3-0	4/1.3	0-0	.000	0-0	.000	---	---	0-0	0	---	0-0	0	0	0	0	0/0.0				
Total	9-0	12/1.3	0-1	.000	0-1	.000	---	---	0-0	0	---	0-0	0	1	0	0	0/0.0				
Overall				3-Point				Rebounding													
Year	GP-GS	Min/Avg	FG-FGA	Pct	FG-FGA	Pct	FT-FTA	Pct	Off-Def	Tot	Avg	PF-FO	Ast	TO	Blk	Stl	Pts/Avg				
2020-21	2-0	2/1.0	0-0	---	0-0	---	0-0	---	0-0	0	0.0	0-0	0	0	0	0	0/0.0				
2021-22	---	---	---	---	---	---	---	---	---	---	---	---	---	---	---	---	---/---				
Total	2-0	2/1.0	0-0	---	0-0	---	0-0	---	0-0	0	0.0	0-0	0	0	0	0	0/0.0				

SEASON HIGHS

POINTS: --  
FIELD GOALS: --  
FG ATTEMPTS: --  
3-POINT FGS: --  
3-POINT FGAS: --  
FREE THROWS: --  
FT ATTEMPTS: --  
REBOUNDS: --  
ASSISTS: --  
BLOCKS: --  
STEALS: --  
MINUTES: 2 vs. Green Bay (11/12/21)

CAREER HIGHS

POINTS: --  
FIELD GOALS: --  
FG ATTEMPTS: 1 vs. Green Bay (12/1/20)  
3-POINT FGS: --  
3-POINT FGAS: 1 vs. Green Bay (12/1/20)  
FREE THROWS: --  
FT ATTEMPTS: --  
REBOUNDS: --  
ASSISTS: --  
BLOCKS: --  
STEALS: --  
MINUTES: 2 vs. Green Bay (11/12/21)

14 | CARTER GILMORE

Freshman | Forward | 6-7 | 215  
Hartland, Wis. | Arrowhead High School

GAME-BY-GAME STATISTICS

Opponent	Date	gs	min	Total		3-Pointers		Free throws		Rebounds				pf	a	t/o	blk	stl	pts	avg
				fg-fga	pct	3fg-fga	pct	ft-fa	pct	off	def	tot	avg							
ST. FRANCIS BROOKLYN	11/09/21	7	2-2	1,000	0-0	.000	1-2	.500	0	1	1	1.0	0	1	0	1	1	5	5.0	
GREEN BAY	11/12/21	14	0-4	.000	0-1	.000	0-0	.000	2	3	5	3.0	0	0	1	2	0	0	2.5	
PROVIDENCE	11/15/21	25	0-3	.000	0-1	.000	0-0	.000	0	5	5	3.7	2	0	0	0	0	0	1.7	
vs Texas A&M	11/22/21	11	0-0	.000	0-0	.000	1-2	.500	0	0	2.8	2	0	0	1	0	1	1.5		
vs Houston	11/23/21	9	0-1	.000	0-1	.000	0-0	.000	0	0	0	2.2	1	1	0	0	1	0	1.2	
vs Saint Mary's (CA)	11/24/21	12	1-1	1,000	0-0	.000	2-2	1,000	1	0	1	2.0	2	0	0	0	0	4	1.7	
at Georgia Tech	12/01/21	5	0-0	.000	0-0	.000	0-0	.000	0	1	1	1.9	1	0	0	0	0	0	1.4	
MARQUETTE	12/04/21	7	0-0	.000	0-0	.000	0-0	.000	1	0	1	1.8	3	1	0	0	0	0	1.3	
INDIANA	12/08/21	4	1-2	.500	0-1	.000	0-0	.000	0	0	0	1.6	0	0	0	0	0	2	1.3	
NICHOLLS ST.	12/15/21	4	0-0	.000	0-0	.000	0-1	.000	0	0	0	1.4	1	0	0	0	0	0	1.2	
Totals		0	98	4-13	.308	0-4	.000	4-7	.571	4	10	14	1.4	12	3	1	4	2	12	1.2

CAREER STATISTICS

Overall				3-Point				Rebounding													
Year	GP-GS	Min/Avg	FG-FGA	Pct	FG-FGA	Pct	FT-FTA	Pct	Off-Def	Tot	Avg	PF-FO	Ast	TO	Blk	Stl	Pts/Avg				
2020-21	9-0	17/1.9	1-5	.200	0-4	.000	0-0	.000	0-3	3	0.3	2-0	0	0	0	0	2/0.2				
2021-22	11-0	106/9.6	5-14	.357	1-5	.200	4-7	.571	4-13	17	1.5	13-0	3	2	4	2	15/1.4				
Total	20-0	123/6.2	6-19	.316	1-9	.111	4-7	.571	4-16	20	1.0	15-0	3	2	4	2	17/0.9				
Overall				3-Point				Rebounding													
Year	GP-GS	Min/Avg	FG-FGA	Pct	FG-FGA	Pct	FT-FTA	Pct	Off-Def	Tot	Avg	PF-FO	Ast	TO	Blk	Stl	Pts/Avg				
2020-21	4-0	8/2.0	0-2	.000	0-2	.000	0-0	---	0-1	1	0.3	1-0	0	0	0	0	0/0.0				
2021-22	1-0	4/4.0	1-2	.500	0-1	.000	0-0	---	0-0	0	0.0	0-0	0	0	0	0	2/2.0				
Total	5-0	12/2.4	1-4	.250	0-3	.000	0-0	---	0-1	1	0.2	1-0	0	0	0	0	2/0.4				

SEASON HIGHS

POINTS: 5 vs. St. Francis Bkn (11/9/21)  
FIELD GOALS: 2 vs. St. Francis Bkn (11/9/21)  
FG ATTEMPTS: 3 vs. Providence (11/15/21)  
3-POINT FGS: 1 vs. Illinois St (12/29/21)  
3-POINT FGAS: 1 (4x) MR vs. Illinois St (12/29/21)  
FREE THROWS: 2 vs. Saint Mary's (11/24/21)  
FT ATTEMPTS: 2 (2x) MR vs. Saint Mary's (11/24/21)  
REBOUNDS: 5 vs. Providence (11/15/21)  
ASSISTS: 1 (3x) MR vs. Marquette (12/4/21)  
BLOCKS: 1 vs. Texas A&M (11/22/21)  
STEALS: 1 (2x) MR vs. Houston (11/23/21)  
MINUTES: 25 vs. Providence (11/15/21)

CAREER HIGHS

POINTS: 5 vs. St. Francis Bkn (11/9/21)  
FIELD GOALS: 2 vs. St. Francis Bkn (11/9/21)  
FG ATTEMPTS: 3 vs. Providence (11/15/21)  
3-POINT FGS: 1 vs. Illinois St (12/29/21)  
3-POINT FGAS: 2 at Northwestern (2/21/21)  
FREE THROWS: 2 vs. Saint Mary's (11/24/21)  
FT ATTEMPTS: 2 (2x) MR vs. Saint Mary's (11/24/21)  
REBOUNDS: 5 vs. Providence (11/15/21)  
ASSISTS: 1 (3x) MR vs. Marquette (12/4/21)  
BLOCKS: 1 vs. Texas A&M (11/22/21)  
STEALS: 1 (2x) MR vs. Houston (11/23/21)  
MINUTES: 25 vs. Providence (11/15/21)

# Individual Game by Game

## 35 | MARKUS ILVER

Freshman | Forward | 6-8 | 247  
Tallinn, Estonia | Western Reserve Academy

### GAME-BY-GAME STATISTICS

Opponent	Date	gs	min	Total		3-Pointers		Free throws		Rebounds				pf	a	t/o	blk	stl	pts	avg
				fg-fga	pct	3fg-fga	pct	ft-fia	pct	off	def	tot	avg							
ST. FRANCIS BROOKLYN	11/09/21	7		1-2	.500	0-1	.000	0-0	.000	0	0	0	0.0	1	0	0	0	0	2	2.0
GREEN BAY	11/12/21	11		0-4	.000	0-2	.000	3-4	.750	1	3	4	2.0	4	0	1	0	0	3	2.5
PROVIDENCE	11/15/21	2		0-0	.000	0-0	.000	0-0	.000	0	0	0	1.3	0	0	0	0	0	0	1.7
MARQUETTE	12/04/21	2		0-1	.000	0-1	.000	0-0	.000	0	0	0	1.0	0	0	0	0	0	0	1.3
at Ohio St.	12/11/21	3		0-1	.000	0-1	.000	0-0	.000	0	0	0	0.8	0	0	0	0	0	0	1.0
Totals		0	25	1-8	.125	0-5	.000	3-4	.750	1	3	4	0.8	5	0	1	0	0	5	1.0

### CAREER STATISTICS

Overall			3-Point						Rebounding								
Year	GP-GS	Min/Avg	FG-FGA	Pct	FG-FGA	Pct	FT-FTA	Pct	Off-Def	Tot	Avg	PF-FO	Ast	TO	Blk	Stl	Pts/Avg
2021-22	6-0	26/4.3	1-8	.125	0-5	.000	3-4	.750	1-3	4	0.7	5-0	0	1	0	0	5/0.8
Total	6-0	26/4.3	1-8	.125	0-5	.000	3-4	.750	1-3	4	0.7	5-0	0	1	0	0	5/0.8
Conference			3-Point						Rebounding								
Year	GP-GS	Min/Avg	FG-FGA	Pct	FG-FGA	Pct	FT-FTA	Pct	Off-Def	Tot	Avg	PF-FO	Ast	TO	Blk	Stl	Pts/Avg
2021-22	1-0	3/3.0	0-1	.000	0-1	.000	0-0	---	0-0	0	0.0	0-0	0	0	0	0	0/0.0
Total	1-0	3/3.0	0-1	.000	0-1	.000	0-0	---	0-0	0	0.0	0-0	0	0	0	0	0/0.0

### SEASON HIGHS

POINTS: 3 vs. Green Bay (11/12/21)  
FIELD GOALS: 1 vs. St. Francis Bkn (11/9/21)  
FG ATTEMPTS: 4 vs. Green Bay (11/12/21)  
3-POINT FGS: --  
3-POINT FGAS: 2 vs. Green Bay (11/12/21)  
FREE THROWS: 3 vs. Green Bay (11/12/21)  
FT ATTEMPTS: 4 vs. Green Bay (11/12/21)  
REBOUNDS: 4 vs. Green Bay (11/12/21)  
ASSISTS: --  
BLOCKS: --  
STEALS: --  
MINUTES: 11 vs. Green Bay (11/12/21)

### CAREER HIGHS

POINTS: 3 vs. Green Bay (11/12/21)  
FIELD GOALS: 1 vs. St. Francis Bkn (11/9/21)  
FG ATTEMPTS: 4 vs. Green Bay (11/12/21)  
3-POINT FGS: --  
3-POINT FGAS: 2 vs. Green Bay (11/12/21)  
FREE THROWS: 3 vs. Green Bay (11/12/21)  
FT ATTEMPTS: 4 vs. Green Bay (11/12/21)  
REBOUNDS: 4 vs. Green Bay (11/12/21)  
ASSISTS: --  
BLOCKS: --  
STEALS: --  
MINUTES: 11 vs. Green Bay (11/12/21)

# SEASON STATISTICS

Updated Through December 15, 2021

RECORD:	OVERALL	HOME	AWAY	NEUTRAL
ALL GAMES	10-2	6-1	1-1	3-0
CONFERENCE	1-1	1-0	0-1	0-0
NON-CONFERENCE	9-1	5-1	1-0	3-0

##	Player	gp-gs	min	avg	Total		3-Point		F-Throw		Rebounds				pf	dq	a	to	blk	stl	pts	avg
					fg-fga	fg%	3fg-fga	3fg%	ft-fa	ft%	off	def	tot	avg								
01	Johnny Davis	10-10	343	34.3	74-169	.438	14-41	.341	46-55	.836	15	51	66	6.6	15	0	25	19	7	15	208	20.8
34	Brad Davison	12-12	392	32.7	51-138	.370	30-89	.337	42-49	.857	5	45	50	4.2	31	1	22	10	0	9	174	14.5
05	Tyler Wahl	12-12	340	28.3	40-92	.435	0-15	.000	30-42	.714	15	46	61	5.1	24	0	16	13	16	9	110	9.2
22	Steven Crowl	12-12	293	24.4	40-91	.440	10-31	.323	16-22	.727	22	36	58	4.8	28	0	12	13	5	3	106	8.8
23	Chucky Hepburn	12-12	350	29.2	28-76	.368	12-40	.300	22-26	.846	3	22	25	2.1	23	0	25	16	4	14	90	7.5
11	Lorne Bowman II	9-0	107	11.9	13-29	.448	9-17	.529	3-6	.500	2	9	11	1.2	11	0	3	9	0	4	38	4.2
00	Jahcobi Neath	5-1	66	13.2	5-18	.278	1-4	.250	5-6	.833	4	7	11	2.2	6	0	4	1	1	3	16	3.2
33	Chris Vogt	12-0	151	12.6	14-31	.452	0-1	.000	8-13	.615	22	27	49	4.1	30	0	7	4	8	4	36	3.0
20	Ben Carlson	11-1	129	11.7	11-34	.324	0-11	.000	3-6	.500	10	21	31	2.8	4	0	3	4	1	0	25	2.3
02	Jordan Davis	10-0	88	8.8	7-13	.538	4-9	.444	0-1	.000	4	8	12	1.2	6	0	1	3	1	3	18	1.8
14	Carter Gilmore	11-0	103	9.4	5-14	.357	1-5	.200	4-7	.571	4	13	17	1.5	13	0	3	2	4	2	15	1.4
10	Isaac Lindsey	3-0	7	2.3	1-4	.250	1-2	.500	0-0	.000	0	0	0	0.0	0	0	0	0	0	0	3	1.0
35	Markus Ilver	6-0	48	8.0	1-8	.125	0-5	.000	3-4	.750	1	3	4	0.7	5	0	0	1	0	0	5	0.8
04	Carter Higginbottom	3-0	4	1.3	0-0	.000	0-0	.000	0-0	.000	0	0	0	0.0	2	0	0	2	0	0	0	0.0
13	Justin Taphorn	3-0	4	1.3	0-0	.000	0-0	.000	0-0	.000	0	0	0	0.0	0	0	0	0	0	0	0	0.0
Team											20	23	43					2				
Total.....		12	2425		290-717	.404	82-270	.304	182-237	.768	127	311	438	36.5	198	1	121	99	47	66	844	70.3
Opponents.....		12	2425		284-677	.419	79-238	.332	111-173	.642	109	327	436	36.3	235	6	120	151	47	53	758	63.2

## TEAM STATISTICS

WIS OPP

SCORING	844	758
Points per game	70.3	63.2
Scoring margin	+7.2	-
FIELD GOALS-ATT	290-717	284-677
Field goal pct	.404	.419
3 POINT FG-ATT	82-270	79-238
3-point FG pct	.304	.332
3-pt FG made per game	6.8	6.6
FREE THROWS-ATT	182-237	111-173
Free throw pct	.768	.642
F-Throws made per game	15.2	9.3
REBOUNDS	438	436
Rebounds per game	36.5	36.3
Rebounding margin	+0.2	-
ASSISTS	121	120
Assists per game	10.1	10.0
TURNOVERS	99	151
Turnovers per game	8.3	12.6
Turnover margin	+4.3	-
Assist/turnover ratio	1.2	0.8
STEALS	66	53
Steals per game	5.5	4.4
BLOCKS	47	47
Blocks per game	3.9	3.9
ATTENDANCE	112283	23059
Home games-Avg/Game	7-16040	2-10079
Neutral site-Avg/Game	-	3-967

Date Opponent Score Att.

11/09/21	ST. FRANCIS BROOKLYN	w	81-58	15735
11/12/21	GREEN BAY	w	72-34	16005
11/15/21	PROVIDENCE	L	58-63	15773
11/22/21	vs Texas A&M	w	69-58	0
11/23/21	vs Houston	w	65-63	0
11/24/21	vs Saint Mary's (CA)	w	61-55	2901
12/01/21	at Georgia Tech	w	70-66	6302
12/04/21	MARQUETTE	w	89-76	17287
* 12/08/21	INDIANA	w	64-59	16013
* 12/11/21	at Ohio St.	L	55-73	13856
12/15/21	NICHOLLS ST.	w	71-68	15752
12/29/21	ILLINOIS ST.	w	89-85	15718

\* = Conference game

## Score by Periods 1st 2nd OT Totals

Wisconsin	398	403	43	844
Opponents	366	343	49	758



# HOME STATISTICS

Updated Through December 15, 2021

RECORD:	OVERALL	HOME	AWAY	NEUTRAL
ALL GAMES	5-1	5-1	0-0	0-0
CONFERENCE	1-0	1-0	0-0	0-0
NON-CONFERENCE	4-1	4-1	0-0	0-0

##	Player	gp-gs	min	avg	Total		3-Point		F-Throw		Rebounds				pf	dq	a	to	blk	stl	pts	avg
					fg-fga	fg%	3fg-fga	3fg%	ft-fa	ft%	off	def	tot	avg								
01	Johnny Davis	4-4	118	29.5	28-62	.452	4-13	.308	18-23	.783	4	18	22	5.5	3	0	9	4	3	3	78	19.5
34	Brad Davison	6-6	188	31.3	29-69	.420	16-43	.372	21-26	.808	3	22	25	4.2	15	1	10	6	0	8	95	15.8
22	Steven Crowl	6-6	126	21.0	22-51	.431	5-16	.313	9-11	.818	8	23	31	5.2	7	0	7	5	3	1	58	9.7
23	Chucky Hepburn	6-6	173	28.8	15-40	.375	5-19	.263	14-17	.824	1	9	10	1.7	13	0	12	8	2	10	49	8.2
05	Tyler Wahl	6-6	167	27.8	17-41	.415	0-8	.000	13-18	.722	10	25	35	5.8	12	0	11	7	8	2	47	7.8
11	Lorne Bowman II	5-0	65	13.0	8-19	.421	7-13	.538	1-3	.333	2	7	9	1.8	7	0	2	7	0	3	24	4.8
00	Jahcobi Neath	3-1	54	18.0	4-14	.286	1-3	.333	5-6	.833	4	6	10	3.3	6	0	3	1	1	3	14	4.7
33	Chris Vogt	6-0	90	15.0	9-18	.500	0-1	.000	7-10	.700	14	17	31	5.2	12	0	4	2	4	3	25	4.2
20	Ben Carlson	6-1	89	14.8	9-26	.346	0-7	.000	2-3	.667	9	14	23	3.8	1	0	1	1	1	0	20	3.3
02	Jordan Davis	6-0	33	5.5	5-10	.500	3-8	.375	0-0	.000	2	3	5	0.8	2	0	1	3	0	1	13	2.2
35	Markus Ilver	4-0	22	5.5	1-7	.143	0-4	.000	3-4	.750	1	3	4	1.0	5	0	0	1	0	0	5	1.3
14	Carter Gilmore	6-0	61	10.2	3-11	.273	0-3	.000	1-3	.333	3	9	12	2.0	6	0	2	1	3	1	7	1.2
13	Justin Taphorn	3-0	4	1.3	0-0	.000	0-0	.000	0-0	.000	0	0	0	0.0	0	0	0	0	0	0	0	0.0
10	Isaac Lindsey	2-0	6	3.0	0-1	.000	0-0	.000	0-0	.000	0	0	0	0.0	0	0	0	0	0	0	0	0.0
04	Carter Higginbottom	3-0	4	1.3	0-0	.000	0-0	.000	0-0	.000	0	0	0	0.0	2	0	0	2	0	0	0	0.0
Team											11	14	25					1				
Total.....		6	1200		150-369	.407	41-138	.297	94-124	.758	72	170	242	40.3	91	1	62	49	25	35	435	72.5
Opponents.....		6	1200		140-353	.397	35-117	.299	43-77	.558	58	160	218	36.3	116	2	56	74	26	23	358	59.7

## TEAM STATISTICS

	WIS	OPP
SCORING	435	358
Points per game	72.5	59.7
Scoring margin	+12.8	-
FIELD GOALS-ATT	150-369	140-353
Field goal pct	.407	.397
3 POINT FG-ATT	41-138	35-117
3-point FG pct	.297	.299
3-pt FG made per game	6.8	5.8
FREE THROWS-ATT	94-124	43-77
Free throw pct	.758	.558
F-Throws made per game	15.7	7.2
REBOUNDS	242	218
Rebounds per game	40.3	36.3
Rebounding margin	+4.0	-
ASSISTS	62	56
Assists per game	10.3	9.3
TURNOVERS	49	74
Turnovers per game	8.2	12.3
Turnover margin	+4.2	-
Assist/turnover ratio	1.3	0.8
STEALS	35	23
Steals per game	5.8	3.8
BLOCKS	25	26
Blocks per game	4.2	4.3
ATTENDANCE	96565	0
Home games-Avg/Game	6-16094	0-0
Neutral site-Avg/Game	-	0-0

## Date Opponent

Date	Opponent	Score	Att.
11/09/21	ST. FRANCIS BROOKLYN	w 81-58	15735
11/12/21	GREEN BAY	w 72-34	16005
11/15/21	PROVIDENCE	L 58-63	15773
12/04/21	MARQUETTE	w 89-76	17287
* 12/08/21	INDIANA	w 64-59	16013
12/15/21	NICHOLLS ST.	w 71-68	15752

\* = Conference game

## Score by Periods

	1st	2nd	Totals
Wisconsin	191	244	435
Opponents	180	178	358

# ROAD/NEUTRAL STATISTICS

Updated Through December 1, 2021

RECORD:	OVERALL	HOME	AWAY	NEUTRAL
ALL GAMES	4-1	0-0	1-1	3-0
CONFERENCE	0-1	0-0	0-1	0-0
NON-CONFERENCE	4-0	0-0	1-0	3-0

##	Player	gp-gs	min	avg	Total		3-Point		F-Throw		Rebounds				pf	dq	a	to	blk	stl	pts	avg
					fg-fga	fg%	3fg-fga	3fg%	ft-fa	ft%	off	def	tot	avg								
01	Johnny Davis	5-5	182	36.4	40-84	.476	10-24	.417	20-23	.870	8	25	33	6.6	9	0	12	13	3	11	110	22.0
34	Brad Davison	5-5	163	32.6	21-60	.350	13-38	.342	17-19	.895	1	19	20	4.0	14	0	9	4	0	1	72	14.4
05	Tyler Wahl	5-5	154	30.8	18-42	.429	0-7	.000	9-12	.750	4	16	20	4.0	11	0	5	5	8	6	45	9.0
23	Chucky Hepburn	5-5	157	31.4	8-27	.296	4-18	.222	8-9	.889	1	12	13	2.6	8	0	9	7	2	3	28	5.6
22	Steven Crowl	5-5	130	26.0	11-32	.344	3-13	.231	2-4	.500	6	12	18	3.6	17	0	3	8	2	2	27	5.4
11	Lorne Bowman II	4-0	42	10.5	5-10	.500	2-4	.500	2-3	.667	0	2	2	0.5	4	0	1	2	0	1	14	3.5
02	Jordan Davis	3-0	27	9.0	2-3	.667	1-1	1.000	0-1	.000	2	5	7	2.3	2	0	0	0	1	2	5	1.7
33	Chris Vogt	5-0	53	10.6	3-9	.333	0-0	.000	1-3	.333	6	9	15	3.0	14	0	2	1	3	1	7	1.4
14	Carter Gilmore	4-0	37	9.3	1-2	.500	0-1	.000	3-4	.750	1	1	2	0.5	6	0	1	0	1	1	5	1.3
00	Jahcobi Neath	2-0	12	6.0	1-4	.250	0-1	.000	0-0	.000	0	1	1	0.5	0	0	1	0	0	0	2	1.0
20	Ben Carlson	5-0	40	8.0	2-8	.250	0-4	.000	1-3	.333	1	7	8	1.6	3	0	2	3	0	0	5	1.0
35	Markus Ilver	1-0	3	3.0	0-1	.000	0-1	.000	0-0	.000	0	0	0	0.0	0	0	0	0	0	0	0	0.0
Team											8	7	15					1				
Total.....		5	1000		112-282	.397	33-112	.295	63-81	.778	38	116	154	30.8	88	0	45	44	20	28	320	64.0
Opponents.....		5	1000		114-264	.432	35-99	.354	52-74	.703	42	141	183	36.6	91	1	52	68	17	26	315	63.0

## TEAM STATISTICS

WIS OPP

SCORING	320	315
Points per game	64.0	63.0
Scoring margin	+1.0	-
FIELD GOALS-ATT	112-282	114-264
Field goal pct	.397	.432
3 POINT FG-ATT	33-112	35-99
3-point FG pct	.295	.354
3-pt FG made per game	6.6	7.0
FREE THROWS-ATT	63-81	52-74
Free throw pct	.778	.703
F-Throws made per game	12.6	10.4
REBOUNDS	154	183
Rebounds per game	30.8	36.6
Rebounding margin	-5.8	-
ASSISTS	45	52
Assists per game	9.0	10.4
TURNOVERS	44	68
Turnovers per game	8.8	13.6
Turnover margin	+4.8	-
Assist/turnover ratio	1.0	0.8
STEALS	28	26
Steals per game	5.6	5.2
BLOCKS	20	17
Blocks per game	4.0	3.4
ATTENDANCE	0	23059
Home games-Avg/Game	0-0	2-10079
Neutral site-Avg/Game	-	3-967

Date Opponent

Score

Att.

11/22/21	vs Texas A&M	w	69-58	0
11/23/21	vs Houston	w	65-63	0
11/24/21	vs Saint Mary's (CA)	w	61-55	2901
12/01/21	at Georgia Tech	w	70-66	6302
* 12/11/21	at Ohio St.	L	55-73	13856

\* = Conference game

## Score by Periods

1st 2nd Totals

Wisconsin	161	159	320
Opponents	150	165	315

# GAME-BY-GAME STATISTICS

## WISCONSIN

				Total		3-Pointers		Free throws		Rebounds											
Opponent	Date	Score		fg-fga	pct	3fg-fga	pct	ft-fa	pct	off	def	tot	avg	pf	a	t/o	blk	stl	pts	avg	
ST. FRANCIS BROOKLYN	11/09/21	81-58	W	29-66	.439	10-22	.455	13-18	.722	15	33	48	48.0	10	12	12	4	6	81	81.0	
GREEN BAY	11/12/21	72-34	W	24-64	.375	5-21	.238	19-21	.905	18	32	50	49.0	18	9	7	6	10	72	76.5	
PROVIDENCE	11/15/21	58-63	L	20-61	.328	5-27	.185	13-17	.765	11	24	35	44.3	19	5	7	4	4	58	70.3	
vs Texas A&M	11/22/21	69-58	W	23-58	.397	8-26	.308	15-17	.882	11	25	36	42.2	13	10	11	3	7	69	70.0	
vs Houston	11/23/21	65-63	W	23-49	.469	7-24	.292	12-15	.800	2	26	28	39.4	19	11	9	3	7	65	69.0	
vs Saint Mary's (CA)	11/24/21	61-55	W	21-56	.375	3-12	.250	16-18	.889	12	22	34	38.5	19	4	8	4	3	61	67.7	
at Georgia Tech	12/01/21	70-66	W	23-54	.426	9-24	.375	15-22	.682	8	20	28	37.0	18	13	8	5	4	70	68.0	
MARQUETTE	12/04/21	89-76	W	31-61	.508	10-24	.417	17-23	.739	7	28	35	36.8	15	14	11	3	5	89	70.6	
INDIANA	12/08/21	64-59	W	22-62	.355	5-23	.217	15-18	.833	11	30	41	37.2	15	12	4	6	4	64	69.9	
at Ohio St.	12/11/21	55-73	L	22-65	.338	6-26	.231	5-9	.556	5	23	28	36.3	19	7	8	5	7	55	68.4	
NICHOLLS ST.	12/15/21	71-68	W	24-55	.436	6-21	.286	17-27	.630	10	23	33	36.0	14	10	8	2	6	71	68.6	
Wisconsin		755		262-651	.402	74-250	.296	157-205	.766	110	286	396	36.0	179	107	93	45	63	755	68.6	
Opponents		673		254-617	.412	70-216	.324	95-151	.629	100	301	401	36.5	207	108	142	43	49	673	61.2	

Games played: 11  
Points/game: 68.6  
FG Pct: 40.2  
3FG Pct: 29.6  
FT Pct: 76.6

Rebounds/game: 36.0  
Assists/game: 9.7  
Turnovers/game: 8.5  
Assist/turnover ratio: 1.2  
Steals/game: 5.7  
Blocks/game: 4.1

## OPPONENT

Opponent	Date	Score		Total		3-Pointers		Free throws		Rebounds											
				fg-fga	pct	3fg-fga	pct	ft-fa	pct	off	def	tot	avg	pf	a	t/o	blk	stl	pts	avg	
ST. FRANCIS BROOKLYN	11/09/21	81-58	W	25-63	.397	5-21	.238	3-4	.750	6	25	31	31.0	15	5	12	4	8	58	58.0	
GREEN BAY	11/12/21	72-34	W	12-51	.235	3-16	.188	7-15	.467	9	22	31	31.0	20	6	13	4	3	34	46.0	
PROVIDENCE	11/15/21	58-63	L	22-54	.407	8-22	.364	11-19	.579	12	32	44	35.3	18	11	15	6	3	63	51.7	
vs Texas A&M	11/22/21	69-58	W	19-49	.388	10-26	.385	10-14	.714	5	24	29	33.8	18	11	16	3	7	58	53.2	
vs Houston	11/23/21	65-63	W	23-54	.426	9-23	.391	8-15	.533	10	26	36	34.2	18	10	12	2	7	63	55.2	
vs Saint Mary's (CA)	11/24/21	61-55	W	21-50	.420	4-15	.267	9-12	.750	9	24	33	34.0	21	9	16	5	3	55	55.2	
at Georgia Tech	12/01/21	70-66	W	22-53	.415	6-16	.375	16-20	.800	10	26	36	34.3	20	7	10	3	5	66	56.7	
MARQUETTE	12/04/21	89-76	W	27-61	.443	9-26	.346	13-18	.722	7	25	32	34.0	20	13	13	3	4	76	59.1	
INDIANA	12/08/21	64-59	W	24-62	.387	5-13	.385	6-13	.462	14	30	44	35.1	19	14	9	4	2	59	59.1	
at Ohio St.	12/11/21	55-73	L	29-58	.500	6-19	.316	9-13	.692	8	41	49	36.5	14	15	14	4	4	73	60.5	
NICHOLLS ST.	12/15/21	71-68	W	30-62	.484	5-19	.263	3-8	.375	10	26	36	36.5	24	7	12	5	3	68	61.2	
Opponents		673		254-617	.412	70-216	.324	95-151	.629	100	301	401	36.5	207	108	142	43	49	673	61.2	
Wisconsin		755		262-651	.402	74-250	.296	157-205	.766	110	286	396	36.0	179	107	93	45	63	755	68.6	

Games played: 11  
Points/game: 61.2  
FG Pct: 41.2  
3FG Pct: 32.4  
FT Pct: 62.9

Rebounds/game: 36.5  
Assists/game: 9.8  
Turnovers/game: 12.9  
Assist/turnover ratio: 0.8  
Steals/game: 4.5  
Blocks/game: 3.9





## GAME 5: WISCONSIN 65, #12 HOUSTON 63

Nov. 23, 2021 • Las Vegas, Nev. • Michelob Ultra Arena



Official Basketball Box Score - Final  
Wisconsin at Houston  
11/23/21 Michelob Ultra Arena, Las Vegas  
2021-22 Men's Basketball

Game Time: 2:00 PM  
Game Duration: 1:56  
Officials: Mike Reed, Don Daly, Al Dussau

Wisconsin - 65												
Record: 4-1												
NO. Name	Min	FG M-A	3P M-A	FT M-A	Rebounds OR DR TOT	Fouls PF FO	TP	AS	TO	ST	Blocks BS BA	+/-
5 Tyler Wahl	F 32:00	4-10	0-2	1-2	1 6 7	2 3	9	1	0	0	1 2	2
22 Steven Crowl	F 22:42	3-6	1-4	1-2	0 1 1	4 2	8	0	1	1	0 1	8
1 Johnny Davis	G 37:24	10-18	4-7	6-6	0 4 4	1 5	30	1	2	4	2 0	2
23 Chucky Hepburn	G 30:58	1-4	1-4	0 0	4 4	2 0	3	3	3	0	1 0	-1
34 Brad Davison	G 28:09	2-6	1-5	4-4	0 4 4	4 5	9	2	1	1	0 0	3
14 Carter Gilmore	09:00	0-1	0-1	0-0	0 0 0	1 0	0	1	0	1	0 0	0
11 Lorne Bowman II	12:44	1-1	0-0	0-0	0 0 0	1 1	2	0	1	0	0 0	3
33 Chris Vogt	10:10	0-0	0-0	0 0	2 2	3 1	0	1	0	0	0 0	-9
20 Ben Carlson	11:26	2-3	0-1	0-0	2 2	0 1	4	2	0	0	0 0	7
2 Jordan Davis	05:27	0-0	0-0	0-0	0 1 1	1 0	0	0	0	0	0 0	-2
Team					1 2 3	0	0	0	0	0	0 0	
Totals	23:49	7-24	12-15	2 26	28	19	18	65	11	9	7 3 2	2

Houston - 63												
Record: 4-1												
NO. Name	Min	FG M-A	3P M-A	FT M-A	Rebounds OR DR TOT	Fouls PF FO	TP	AS	TO	ST	Blocks BS BA	+/-
32 Reggie Chaney	F 19:47	3-3	0-0	1-4	0 5 5	3 3	7	0	0	0	0 0	-5
35 Fabian White Jr	F 25:33	2-4	0-1	0-0	1 3 4	2 1	4	1	0	1	0 0	12
0 Marcus Sasser	G 37:52	4-12	3-7	0-0	0 2 2	2 1	11	2	4	3	0 0	-1
4 Taze Moore	G 15:56	0-6	0-4	0-0	1 2 3	1 0	0	0	1	0	1 2	-2
11 Kyler Edwards	G 34:21	6-10	6-8	0-0	1 4 5	2 2	18	1	3	1	0 0	1
12 Tramon Mirk	13:43	3-6	0-0	2-2	0 2 2	2 1	8	1	0	0	0 0	-1
13 J'wan Roberts	19:14	1-5	0-2	3-4	3 3 6	0 3	5	0	2	1	1 0	-12
1 Jamal Sheard	21:00	3-7	0-1	2-4	1 1 2	3 6	8	5	2	1	0 1	2
25 Josh Carlton	12:34	1-1	0-0	0-1	0 0 0	3 2	2	0	0	0	0 0	-4
Team					3 1 4	0	0	0	0	0	0 0	
Totals	23:54	9-23	8-15	10 26	36	18	63	10	12	7 2 3	2	2

Technical Fouls: NONE

Houston - 63										Record: 4-1									
NO. NAME	Min	FG	3P	FT	Rebounds		Fouls		TP	AS	TO	ST	Blocks		+/-	Shooting By Period			
					OR	DR	OR	DR					BS	BS		1st FG%	2nd FG%	3rd FG%	FT%
32 Reggie Chaney	F 19-47	3-3	0-0	1-4	0	5	5	3	7	0	0	0	0	0	-5	1st FG%	7-27	25.9%	
35 Fabian White Jr	F 25:33	2-4	0-1	0-0	1	3	4	2	1	4	1	0	1	0	-12	3PT%	2-10	20.0%	
0 Marcus Sasser	G 37:52	4-12	3-7	0-0	0	2	2	1	11	2	4	3	0	0	1	FT%	4-5	80%	
4 Taze Moore	G 15:56	0-4	0-0	0-0	1	2	3	1	0	0	1	0	1	2	-2	2nd FG%	16-27	59.3%	
11 Kaylor Edwards	G 34:21	6-10	6-8	0-0	1	4	5	2	2	18	1	3	1	0	-1	3PT%	7-13	53.8%	
12 Tramon Mack	13:43	3-6	0-0	2-2	0	2	2	1	8	1	0	0	0	0	-1	FT%	4-10	40%	
13 J'Vann Roberts	19:14	1-5	0-2	3-4	3	6	0	0	3	5	2	1	1	0	-12	GM FG%	23-54	42.6%	
1 Jamal Shead	21:00	3-7	0-1	2-4	1	2	3	6	8	5	2	1	1	2	-1	3PT%	9-23	39.1%	
25 Josh Carlton	12:34	1-1	0-0	0-0	0	3	3	2	2	0	0	0	0	0	-4	FT%	6-15	53.3%	
Team					3	1	4	0	0	0	0	0	0	0		Dead Ball Rebounds: 2.0			
Totals	23:54	9-23	8-15	10	26	36	18	19	63	10	7	2	2	3	-2.5	Technical Fouls: 0-0			

	WIS		HOU		Points from		WIS		HOU		Period by Period Scoring			
Biggest lead	20 (1 <sup>st</sup> 2:13)		0 (1 <sup>st</sup> 20:00)		Turnovers	11		8			1st	2nd	TOT	
Best Scoring Run	13 (1 <sup>st</sup> 15:40)		10 (2 <sup>nd</sup> 16:05)		Paint	26		26		WIS	40	25	65	
Lead Changes	0				Second Chance	2		6			HOU	20	43	63
Times Tied	0				Fast Breaks	5		7						
Time with Lead	38:36		00:00		Bench	6		23						

## GAME 6: WISCONSIN 61, SAINT MARY'S 55

Nov. 24, 2021 • Maui Invitational • Michelob Ultra Arena



Official Basketball Box Score - Final  
Wisconsin at Saint Mary's (CA)  
11/24/21 Michelob Ultra Arena, Las Vegas  
2021-22 Men's Basketball

Game Time: 2:00 PM  
Game Duration: 1:53  
Attendance: 2,301  
Officials: Jeff Anderson, Randy McCal, Pat Orsico

Wisconsin - 61												
Record: 5-1												
NO. Name	Min	FG M-A	3P M-A	FT M-A	Rebounds OR DR TOT	Fouls PF FO	TP	AS	TO	ST	Blocks BS BA	+/-
5 Tyler Wahl	F 36:02	6-9	0-0	6-6	1 4 5	4 5	18	0	1	1	4 0	2
22 Steven Crowl	F 27:09	2-7	0-1	0-0	3 4 7	3 1	4	1	1	0	0 0	16
23 Chucky Hepburn	G 32:24	7-17	1-1	5-5	2 5 7	1 6	20	1	3	1	0 1	1
34 Brad Davison	G 35:58	2-5	0-1	2-2	0 3 3	2 6	6	1	0	1	0 1	14
33 Chris Vogt	G 35:22	1-10	1-7	1-2	1 2 3	3 5	4	1	0	0	0 0	2
33 Chris Vogt	05:51	0-1	0-0	0-0	2 0 2	2 0	0	0	1	0	0 0	-2
11 Lorne Bowman II	11:03	2-5	1-2	0-0	0 0 0	1 0	5	0	1	0	0 0	11
14 Carter Gilmore	11:20	1-1	0-0	2-2	1 0 1	2 1	4	0	0	0	0 0	5
20 Ben Carlson	09:51	0-1	0-0	0-1	1 3 4	1 1	0	0	1	0	0 0	-4
Team					1 1 2	0	0	0	0	0	0 0	
Totals	21:56	3-12	16-18	12 22	34	19	21	61	4	8	3 4 5	6

Technical Fouls: NONE

Saint Mary's (CA) - 55												
Record: 6-1												
NO. Name	Min	FG M-A	3P M-A	FT M-A	Rebounds OR DR TOT	Fouls PF FO	TP	AS	TO	ST	Blocks BS BA	+/-
11 Matthias Tass	F 25:11	3-10	0-0	2-2	2 5 7	2 6	8	1	1	1	0 1	5
14 Kyle Bowen	F 25:02	1-5	1-5	0-0	1 4 5	4 1	3	0	1	0	1 0	-3
0 Logan Johnson	G 34:36	6-12	0-1	0-0	2 3 5	4 1	12	1	3	1	0 1	-9
12 Tommy Kuhse	G 29:54	3-5	0-1	2-4	1 4 5	4 3	8	3	5	1	0 0	1
44 Alex Ducas	G 38:03	4-9	2-5	3-4	1 2 3	2 2	13	1	0	0	0 1	-5
10 Mitchell Saxen	03:17	0-1	0-0	0-0	0 0 0	1 0	0	1	0	0	2 0	-3
42 Dan Fotu	26:30	4-5	1-1	2-2	0 3 3	3 3	11	0	4	0	1 1	-11
3 Augustus Marciulonis	15:02	0-2	0-1	0-0	0 0 0	1 3	0	2	1	0	1 0	-3
5 Jabe Mullins	02:25	0-1	0-0	0-0	1 1 0	0 0	0	0	0	0	0 0	-2
Team					2 2 4	0	0	1	1	0	0 0	
Totals	21:50	4-15	9-12	9 24	33	21	55	9	16	3 5 4	-6	

Technical Fouls: NONE

Period by Period Scoring																		
			WIS		STM		Points from			WIS			STM			Period by Period Scoring		
			1st		2nd		Turnovers			1st		2nd		TOT				
Biggest lead			6 (2 <sup>nd</sup> 0:27)		10 (2 <sup>nd</sup> 15:58)		Paint			26		34		WIS				
Best Scoring Run			7(2 <sup>nd</sup> 4:27)		8(2 <sup>nd</sup> 15:58)		Second Chance			9		10		STM				
Lead Changes			3				Fast Breaks			0		2						
Times Tied			6				Bench			9		11						
Time with Lead			05:30		29:59													

**NOTES:** Wisconsin claimed its first-ever Maui Invitational championship...UW became the 6th Big Ten school to win the Maui Invite and first since Illinois in 2012... UW erased a 10-point second half deficit (37-27, 15:58 2H), its largest second-half comeback since beating NC State in 2018 after trailing by 12 with 19:01 left... tournament MVP **Johnny Davis** scored 71 points in 3 tourney games (23.7 ppg), breaking Wisconsin's Maui tournament record of 48 set by Trevon Hughes (2009) and Ethan Happ (2016)...**Tyler Wahl** joined Davis on the all-tournament team.

## GAME 7: #23 WISCONSIN 70, GEORGIA TECH 66

Dec. 1, 2021 • Atlanta • McCamish Pavilion



Official Basketball Box Score - Final  
Wisconsin at Georgia Tech  
12/01/21 McCamish Pavilion, Atlanta  
2021-22 Men's Basketball

Game Time: 9:15 PM  
Game Duration: 2:04  
Attendance: 6,302  
Officials: Ron Groover, Lee Cassell, Pat Driscoll

Wisconsin - 70												
Record: 6-1												
NO. Name	Min	FG M-A	3P M-A	FT M-A	Rebounds OR DR TOT	Fouls PF FO	TP	AS	TO	ST	Blocks BS BA	+/-
5 Tyler Wahl	F 33:08	4-8	0-0	1-3	0 3 3	2 2	9	1	0	1	2 1	2
22 Steven Crowl	F 27:37	2-7	0-3	1-2	1 3 4	4 3	5	0	1	1	0 0	-11
1 Johnny Davis	G 36:57	4-9	2-4	5-8	2 4 6	2 5	15	5	4	1	1 0	-2
23 Chucky Hepburn	G 32:14	1-6	1-5	4-4	0 1 1	2 3	7	3	2	1	1 1	5
34 Brad Davison	G 36:57	9-16	5-9	4-5	0 1 1	2 5	27	3	1	0	0 1	10
33 Chris Vogt	12:05	0-2	0-0	0 0	3 4 7	4 1	0	1	0	0	0 0	15
11 Lorne Bowman II	07:46	2-3	1-2	0-0	0 2 2	1 0	5	0	0	0	0 0	-1
14 Carter Gilmore	05:47	0-0	0-0	0 0	1 1 1	1 0	0	0	0	0	0 0	8
0 Jahcobi Neath	06:06	1-3	0-1	0-0	0 0 0	0 1	2	0	0	0	0 0	0
20 Ben Carlson	01:23	0-0	0-0	0-0	0 0 0	0 0	0	0	0	0	0 0	-6
Team					2 1 3	0	0	0	0	0	0 0	
Totals	23:54	9-24	15-22	8 20	28	18	20	70	13	8	4 5 3	4

Technical Fouls: NONE

Georgia Tech - 66												
Record: 5-2												
NO. Name	Min	FG M-A	3P M-A	FT M-A	Rebounds OR DR TOT	Fouls PF FO	TP	AS	TO	ST	Blocks BS BA	+/-
4 Jordan Usher	F 28:57	2-7	1-4	0-0	0 2 2	4 1	5	0	2	0	0 1	-5
12 Khalid Moore	F 22:24	3-3	0-0	2-2	2 2 4	1 8	0	0	0	0	0 0	-15
20 Rodney Howard	C 36:22	2-7	0-0	5-8	3 2 5	3 5	9	1	2	0	2 1	-1
0 Michael Devoe	G 40:00	11-20	5-10	6-7	0 6 6	3 7	33	1	0	0	0 1	-4
1 Kyle Sturdivant	G 16:03	0-3	0-1	0-0	1 1 1	1 1	0	4	3	1	0 0	-1
2 Saba Gigberia	03:38	0-0	0-0	0-0	0 0 0	0 0	0	1	0	0	0 0	-3
5 Deivon Smith	26:18	4-10	0-0	1-1	3 8 11	3 2	9	0	1	1	0 1	-6
10 Dallan "Deebo" Coleman	21:47	0-2	0-0	2-2	3 5 1	1 1	2	1	0	3	1 0	7
13 Miles Kelly	04:31	0-1	0-1	0-0	0 2 2	1 0	0	0	0	0	0 0	0
Team					1 2	0	0	0	0	0	0 0	
Totals	22:53	6-16	16-20	10 26	36	20	66	7	10	5 3 5	4	4

Technical Fouls: NONE

	Wisc	GaTech	Period by Period Scoring					
Biggest lead	10 (2 <sup>nd</sup> 11:40)	6 (1 <sup>st</sup> 16:12)	Points from	Wisc	GaTech	1st	2nd	TOT
Best Scoring Run	7(2 <sup>nd</sup> 11:40)	7(1 <sup>st</sup> 16:12)	Turnovers	11	5	Wisc	32	38
Lead Changes	8		Paint	24	24		70	
Times Tied	7		Second Chance	11	10	GaTech	31	35
Time with Lead	23:43	11:17	Fast Breaks	5	10		66	
			Bench	7	11			

## GAME 8: #23 WISCONSIN 89, MARQUETTE 76

Dec. 4, 2021 • Madison, Wis. • Kohl Center



Official Basketball Box Score - Final  
Marquette at Wisconsin  
12/04/21 Kohl Center, Madison  
2021-22 Men's Basketball

Game Time: 11:37 AM  
Game Duration: 2:05  
Attendance: 17,287  
Officials: Larry Scrotto, Bo Boroski, Steve McKinley

## GAME 9: #22 WISCONSIN 64, INDIANA 59

Dec. 8, 2021 • Madison, Wis. • Kohl Center



Official Basketball Box Score - Final  
Indiana at Wisconsin  
12/08/21 Kohl Center, Madison  
2021-22 Men's Basketball

Game Time: 6:00 PM  
Game Duration: 2:03  
Attendance: 16,013

Officials: D.J. Garstensen, Courtney Green, Rob Kunneman

Indiana - 59

Record: 7-2 (1-1)

NO. Name	Min	FG	3P	FT	Rebounds	Fouls	TP	AS	TO	ST	Blocks	+/
12 Miller Kopp	F 28:37	3-6	1-1	0-0	0 1 1	2 0	7	0	1	0	0	1
23 Trayce Jackson-Davis	F 30:39	4-10	0-0	1-2	3 3 6	1 3	9	1	0	0	1	-11
25 Race Thompson	F 29:45	6-11	0-1	0-0	4 5 9	3 1	12	1	0	1	0	-13
0 Xavier Johnson	G 27:11	4-16	0-1	2-6	1 6 7	4 6	10	7	3	0	2	-1
45 Parker Stewart	G 26:03	3-7	3-5	0-0	1 3 4	4 0	9	1	0	1	0	-1
22 Jordan Geronimo	10:02	0-2	0-1	3-4	2 3 5	1 2	3	1	1	0	2	0
53 Tamar Bates	16:53	1-3	1-2	0-0	0 2 2	1 0	3	1	2	0	0	9
2 Michael Durr	09:21	2-3	0-0	0-0	0 1 1	0 0	4	0	1	0	0	0
1 Rob Phinisee	12:49	1-4	0-2	0-1	1 3 4	1 3	2	1	1	0	0	-4
3 Anthony Leal	08:40	0-0	0-0	0-0	0 0 0	2 0	0	0	0	1	0	-9
Team					2 3 5							
Totals		24-62	5-13	6-13	14 30 44	19 15	59	14	9	2	4	-5

Technical Fouls: NONE

Shooting By Period	1st FG%	2nd FG%	3rd FG%	4th FG%	5th FG%
1st FG%	17-31 54.8%				
2nd FG%	3-7 42.9%				
3rd FG%	3-4 75%				
4th FG%	7-31 22.6%				
5th FG%	0-5 0%				
6th FG%	3-9 33.3%				
7th FG%	24-62 38.7%				
8th FG%	5-13 38.5%				
9th FG%	6-13 46.2%				
Dead Ball Rebounds:	1 0				

Wisconsin - 64

Record: 8-1 (1-0)

NO. Name	Min	FG	3P	FT	Rebounds	Fouls	TP	AS	TO	ST	Blocks	+/
5 Tyler Wahl	F 27:27	2-7	0-1	3-4	3 9 12	2 2	7	3	0	1	3	12
22 Steven Crowl	F 19:04	2-6	1-2	0-0	0 0 0	4 0	5	3	0	1	0	-8
1 Johnny Davis	G 36:45	8-17	1-3	6-7	1 8 9	1 8	23	1	3	0	1	0
23 Chucky Hepburn	G 25:33	0-4	0-3	4-4	0 2 2	4 2	4	1	0	2	0	6
34 Brad Davison	G 33:55	3-12	2-7	0-0	0 4 4	1 2	8	3	1	1	0	7
14 Carter Gilmore	04:01	1-2	0-1	0-0	0 0 0	0 0	2	0	0	0	0	-6
33 Chris Vogt	20:56	4-6	0-0	1-1	4 2 6	2 2	9	1	0	1	0	13
2 Jordan Davis	12:17	1-4	1-4	0-0	0 1 1	0 1	3	0	0	0	0	-4
20 Ben Carlson	20:02	1-4	0-2	1-2	2 2 4	1 2	3	0	0	0	0	-4
Team					1 2 3							
Totals		22-62	5-23	15-18	11 30 41	15 19	64	12	4	4	6	5

Technical Fouls: NONE

Shooting By Period	1st FG%	2nd FG%	3rd FG%	4th FG%	5th FG%
1st FG%	10-32 31.3%				
2nd FG%	1-10 10.0%				
3rd FG%	4-5 80%				
4th FG%	12-30 40.0%				
5th FG%	4-13 30.8%				
6th FG%	11-13 84.6%				
7th FG%	22-62 35.5%				
8th FG%	5-23 21.7%				
9th FG%	15-18 83.3%				
Dead Ball Rebounds:	2 0				

	Biggest lead	Best Scoring Run	Lead Changes	Times Tied	Time with Lead
IU	22 (1 <sup>st</sup> 1:17)	5 (1 <sup>st</sup> 17:38)	12 (1 <sup>st</sup> 8:44)	11 (2 <sup>nd</sup> 0:13)	2
UW	5 (1 <sup>st</sup> 17:38)	11 (2 <sup>nd</sup> 0:13)	2	2	03:01

Points from Turnovers	7	15
Paint	30	22
Second Chance	16	11
Fast Breaks	14	6
Bench	12	17

Period by Period Scoring	1st	2nd	TOT
IU	42	17	59
UW	25	39	64

**NOTES:** Wisconsin overcame a 22-pt deficit, trailing 42-20 in the 1H, matching the largest comeback in program history...the Badgers limited Indiana to just 17 2H points. IU shot just 22.6% FG in the 2H (0-5 3FG)...UW allowed 3pts the final 8:59 of the game, including 0 points the final 3:00...**Johnny Davis** led UW with 23 pts, his 5th game with at 20+ pts this season...Davis also grabbed 9 reb, matching his career high....**Tyler Wahl** grabbed a season-high 12 reb, plus 7 pts, 3 ast, 3 blk and 1 stl...**Chris Vogt** posted season highs with 9 pts and 6 reb...**Brad Davison** finished with 8 pts, 4 reb and 3 ast.

## GAME 10: #21 OHIO STATE 73, #22 WISCONSIN 55

Dec. 8, 2021 • Madison, Wis. • Kohl Center



Official Basketball Box Score - Final  
Wisconsin at Ohio State  
12/11/21 Value City Arena, Columbus, Ohio  
Ohio State vs. Wisconsin

Game Time: 12:00 PM  
Game Duration: 1:52  
Attendance: 13,856

Officials: Rob Riley, Donnie Epley, Bill Ek

Wisconsin - 55

Record: 8-2 (1-1)

NO. Name	Min	FG	3P	FT	Rebounds	Fouls	TP	AS	TO	ST	Blocks	+/
5 Tyler Wahl	F 23:04	1-7	0-3	1-1	0 1 1	3 2	3	2	2	1	1	0
22 Steven Crowl	F 22:38	0-3	0-2	0-0	1 1 2	3 0	0	0	3	0	0	-15
1 Johnny Davis	G 36:12	11-22	2-7	0-0	1 6 7	4 3	24	3	1	3	0	-19
23 Chucky Hepburn	G 32:55	2-8	1-5	0-0	0 3 3	1 0	5	1	1	1	0	-13
34 Brad Davison	G 27:40	4-12	3-6	2-2	0 5 5	3 2	13	0	1	0	0	-13
20 Ben Carlson	13:36	0-3	0-2	1-2	0 2 2	1 2	1	0	0	0	0	-17
33 Chris Vogt	17:22	3-6	0-0	1-3	0 2 2	4 3	7	0	0	0	1	3
2 Jordan Davis	15:46	1-2	0-0	0-1	1 1 2	0 1	2	0	0	1	1	-7
0 Jahcobi Neath	05:54	0-1	0-0	0-0	0 1 1	0 1	0	1	0	0	0	-2
35 Markus Iler	02:53	0-1	0-1	0-0	0 0 0	0 0	0	0	0	0	0	3
Team					2 1 3							
Totals		22-65	6-26	5-9	5 23 28	19 14	55	7	8	7	5	-18

Technical Fouls: NONE

Shooting By Period	1st FG%	2nd FG%	3rd FG%	4th FG%	5th FG%
1st FG%	12-31 38.7%				
2nd FG%	4-13 30.8%				
3rd FG%	2-13 15.4%				
4th FG%	4-7 57.1%				
5th FG%	22-65 33.8%				
6th FG%	6-26 23.1%				
7th FG%	5-9 55.6%				
Dead Ball Rebounds:	1 0				

Ohio State - 73

Record: 9-2 (2-0)

NO. Name	Min	FG	3P	FT	Rebounds	Fouls	TP	AS	TO	ST	Blocks	+/
10 Justin Ahrens	F 26:40	1-4	1-4	2-2	0 4 4	2 1	5	1	0	0	0	13
23 Zed Key	F 22:45	5-7	0-0	1-3	1 8 9	1 5	11	2	0	1	1	14
32 E.J. Liddell	F 30:56	11-16	1-3	5-7	4 5 9	1 7	28	4	2	1	2	20
22 Malik Branham	G 13:54	0-2	0-0	0-0	0 2 2	1 0	0	0	4	0	0	6
55 Jamarl Wheeler	G 30:08	4-9	1-4	0-0	0 5 5	1 2	9	5	2	1	0	11
0 Meechie Johnson Jr.	19:01	3-8	2-3	0-0	0 2 2	0 0	8	2	1	1	1	5
25 Kyle Young	23:18	2-6	0-2	1-1	1 13 14	3 1	5	0	1	1	0	9
00 Joey Brunk	02:21	0-0	0-0	0-0	0 0 0	0 0	0	0	0	0	0	-3
2 Cedric Russell	18:52	3-6	1-3	0-0	0 1 1	2 0	7	1	4	0	1	23
3 Eugene Brown III	10:45	0-0	0-0	0-0	1 0 1	4 1	0	0	0	0	0	-1
1 Jimmy Solos	00:40	0-0	0-0	0-0	0 0 0	0 0	0	0	0	0	0	-4
42 Harrison Hooklin	00:40	0-0	0-0	0-0	0 0 0	1 0	0	0	0	0	0	-4
Team					1 1 2							
Totals		29-58	6-19	9-13	8 41 49	14 19	73	15	14	4	4	5

Technical Fouls: NONE

Biggest lead	WIS	OSU
Biggest lead	8 (1 <sup>st</sup> 11:47)	23 (2 <sup>nd</sup> 0:40)
Best Scoring Run	8 (1 <sup>st</sup> 15:32)	12 (1 <sup>st</sup> 6:37)
Lead Changes	2	2
Times Tied	2	11
Time with Lead	07:06	30:19

Points from Turnovers	11	9
Paint	24	32
Second Chance	2	11
Fast Breaks	8	14
Bench	10	20

Period by Period Scoring	1st	2nd	TOT
WIS	29	26	55
OSU	34	39	73

## GAME 11: WISCONSIN 71, NICHOLLS 68

Dec. 15, 2021 • Madison, Wis. • Kohl Center



Official Basketball Box Score - Final  
Nicholls St. at Wisconsin  
12/15/21 Kohl Center, Madison, WI  
2021-22 Men's Basketball

Game Time: 7:01 PM  
Game Duration: 2:06  
Attendance: 15,752

Officials: Steve Munkins, Donnie Epley, Brooks Wells

Nicholls St. - 68

Record: 7-4

NO. Name	Min	FG	3P	FT	Rebounds	Fouls	TP	AS	TO	ST	Blocks	+/
1 Emmanuel Little	F 23:29	1-3	0-1	0-0	1 2 3	4 2	2	0	1	0	2	-4
35 Ryhe Lyons	C 19:40	2-7	0-1	0-0	1 1 2	5 0	4	2	1	0	3	1
0 Ty Gordon	G 29:42	10-25	4-11	2-2	0 2 2	4 2	26	2	1	0	0	-5
5 Pierce Spencer	G 33:55	1-3	1-2	0-0	2 5 7	3 0	3	0	1	0	0	0
14 Devante Carter	G 32:30	7-12	0-2	1-4	0 4 4	3 6	15	2	1	1	0	2
13 Mekhi Collins	07:54	1-1	0-0	0-0	0 0 0	3 0	2	0	0	0	0	1
22 Manny Little	28:29	3-4	0-1	0-2	5 10 15	2 3	6	1	5	1	0	-2
11 Latrell Jones	12:24	2-2	0-0	0-0	1 1 2	0 0	4	0	1	1	0	-5
4 Caleb Huffman	11:57	3-5	0-1	0-0	1 1 1	0 1	6	0	1	0	0	-4
Team					0 0 0							
Totals		30-62	5-19	3-8	10 26 36	24 14	68	7	12	3	5	-2

Technical Fouls: NONE

Shooting By Period	1st FG%	2nd FG%	3rd FG%	4th FG%	5th FG%
1st FG%	17-30 56.7%				
2nd FG%	2-8 25.0%				
3rd FG%	1-2 50%				
4th FG%	13-32 40.6%				
5th FG%	3-11 27.3%				
6th FG%	2-6 33.3%				
7th FG%	30-62 48.4%				
8th FG%	5-19 26.3%				
9th FG%	3-8 37.5%				
Dead Ball Rebounds:	4 2				

Wisconsin - 71

Record: 9-2

Incorporate 77																								
		FG			3P		FT		Rebounds		Fouls		TP		AS		TO		ST		Blocks		+/	
NO.	Name	Min																						
5	Tyler Wahl	F 31:25	4-8	0-2	4-6	0	4	4	2	4	2	12	2	3	1	0	0	0	0	0	0	0	0	0
22	Steven Crowl	F 14:15	2-6	0-2	1-2	1	3	4	0	2	5	1	1	1	0	1	2	1	2	1	0	0	0	
0	Jahcobi Neath	G 26:44	3-6	1-1	2-2	2	5	7	3	1	9	2	0	1	1	1	1	1	0	0	0	0	0	
0	Jahcobi Neath	G 26:44	3-6	0-5	1-4	3	4	0	1	4	1	9	2	0	1	2	0	0	0	0	0	0	0	
34	Brendan Gledhill	G 35:05	5-12	4-9	5-6	0	1	5	1	19	2	1	0	1	0	1	0	0	0	0	0	0	0	
11	Lorne Bowman II	I 13:37	1-2	1-2	1-3	0	3	3	0	2	4	0	1	0	0	0	0	0	0	0	0	0	0	
20	Ben Carlson	O 09:30	2-5	0-1	0-0	2	2	4	0	1	4	0	0	0	0	0	0	0	0	0	0	0	0	
33	Chris Vogt	25:25	4-7	0-0	1-3	4	3	7	2	5	9	1	0	0	0	0	0	0	0	0	0	0	0	
2	Jordan Davis	O 07:19	0-1	0-1	0-0	1	1	2	0	0	1	0	0	0	0	0	0	0	0	0	0	0	0	
14	Clair Gledhill	O 04:10	0-0	0-0	0-0	0	0	0	1	1	0	0	0	0	0	0	0	0	0	0	0	0	0	
Team																								
Totals		34:55	6/21	1/7/27	0	23	13	14	24	72	10	8	6	2	0	0	0	0	0	0	0	0	0	0

SPECIAL STATISTICS

Game	Pts off T/O (Wis / Opp)	Pts in Paint (Wis / Opp)	2nd Chance Pts (Wis / Opp)	Fast Break Pts (Wis / Opp)	Bench Pts (Wis / Opp)
11/09/21 - ST. FRANCIS BKN	21 / 19	36 / 26	11 / 4	13 / 1	29 / 21
11/12/21 - GREEN BAY	16 / 4	32 / 12	25 / 9	8 / 4	19 / 26
11/15/21 - PROVIDENCE	16 / 5	22 / 22	6 / 19	4 / 11	6 / 9
11/22/21 - vs. Texas A&M	22 / 14	26 / 16	15 / 5	5 / 13	6 / 24
11/23/21 - vs. Houston	11 / 8	26 / 26	2 / 6	5 / 7	6 / 23
11/24/21 - vs. Saint Mary's	13 / 7	26 / 34	9 / 10	0 / 2	9 / 11
12/01/21 - at Georgia Tech	11 / 5	24 / 24	11 / 10	5 / 10	7 / 11
12/04/21 - MARQUETTE	12 / 13	34 / 34	12 / 5	9 / 8	9 / 40
12/08/21 - INDIANA	15 / 7	22 / 30	11 / 16	6 / 14	17 / 12
12/11/21 - at Ohio State	11 / 9	24 / 32	2 / 11	8 / 14	10 / 20
12/15/21 - NICHOLLS	11 / 9	32 / 40	13 / 2	2 / 4	17 / 18
12/29/21 - ILLINOIS STATE	13 / 9	36 / 30	13 / 9	13 / 13	10 / 6
RUNNING TOTAL	172 / 109	340 / 326	127 / 106	78 / 101	139 / 212
PER GAME AVERAGE	14.3 / 9.1	28.3 / 27.2	10.6 / 8.8	6.5 / 8.4	11.6 / 17.7

# TEAM SUPERLATIVES

## WISCONSIN

### HIGH

### LOW

• Points	89	2x; MR ILLINOIS ST (12/29/21)	55	at Ohio State (12/11/21)
• First-Half Points	46	ILLINOIS ST (12/29/21)	23	PROVIDENCE (11/15/21)
• Second-Half Points	55	MARQUETTE (12/4/21)	25	vs. Houston (11/23/21)
• Field Goals Made	31	MARQUETTE (12/4/21)	20	PROVIDENCE (11/15/21)
• Field Goal Attempts	66	2x; MR ILLINOIS ST (12/29/21)	49	vs. Houston (11/23/21)
• Field Goal Percentage	.508 (31-61)	MARQUETTE (12/4/21)	.328 (20-61)	PROVIDENCE (11/15/21)
• 3-Point Field Goals Made	10	2x; MR MARQUETTE (12/4/21)	3	vs. Saint Mary's (11/24/21)
• 3-Point Field Goal Attempts	27	PROVIDENCE (11/15/21)	12	vs. Saint Mary's (11/24/21)
• 3-Point Field Goal Pct. (min. 10 att.)	.455 (10-22)	ST. FRANCIS BROOKLYN (11/9/21)	.185 (5-27)	PROVIDENCE (11/15/21)
• Free Throws Made	25	ILLINOIS ST (12/29/21)	5	at Ohio State (12/11/21)
• Free Throw Attempts	32	ILLINOIS ST (12/29/21)	9	at Ohio State (12/11/21)
• Free Throw Pct. (min. 12 att.)	.905 (19-21)	GREEN BAY (11/12/21)	.630 (17-27)	NICHOLLS (12/15/21)
• Offensive Rebounds	18	GREEN BAY (11/12/21)	2	vs. Houston (11/23/21)
• Defensive Rebounds	33	ST. FRANCIS BROOKLYN (11/9/21)	20	at Georgia Tech (12/1/21)
• Total Rebounds	50	GREEN BAY (11/12/21)	28	3x; MR at Ohio State (12/11/21)
• Fouls	19	5x; MR ILLINOIS ST (12/29/21)	10	ST. FRANCIS BROOKLYN (11/9/21)
• Assists	14	2x; MR ILLINOIS ST (12/29/21)	4	vs. Saint Mary's (11/24/21)
• Turnovers	12	ST. FRANCIS BROOKLYN (11/9/21)	4	INDIANA (12/8/21)
• Steals	10	GREEN BAY (11/12/21)	3	ILLINOIS ST (12/29/21)
• Blocked Shots	6	2x; MR INDIANA (12/8/21)	2	2x; MR ILLINOIS ST (12/29/21)

## OPPONENT

### HIGH

### LOW

• Points	85	ILLINOIS ST (12/29/21)	34	GREEN BAY (11/12/21)
• First-Half Points	42	INDIANA (12/8/21)	15	GREEN BAY (11/12/21)
• Second-Half Points	49	ILLINOIS ST (12/29/21)	17	INDIANA (12/8/21)
• Field Goals Made	30	NICHOLLS (12/15/21)	12	GREEN BAY (11/12/21)
• Field Goal Attempts	63	ST. FRANCIS BROOKLYN (11/9/21)	49	vs. Texas A&M (11/22/21)
• Field Goal Percentage	.500 (30-60)	ILLINOIS ST (12/29/21)	.235 (12-51)	GREEN BAY (11/12/21)
• 3-Point Field Goals Made	10	vs. Texas A&M (11/22/21)	3	GREEN BAY (11/12/21)
• 3-Point Field Goal Attempts	26	2x; MR MARQUETTE (12/4/21)	13	INDIANA (12/8/21)
• 3-Point Field Goal Pct. (min. 10 att.)	.409 (9-22)	ILLINOIS ST (12/29/21)	.188 (3-16)	GREEN BAY (11/12/21)
• Free Throws Made	16	2x; MR ILLINOIS ST (12/29/21)	3	2x; MR NICHOLLS (12/15/21)
• Free Throw Attempts	22	ILLINOIS ST (12/29/21)	4	ST. FRANCIS BROOKLYN (11/9/21)
• Free Throw Pct. (min. 10 att.)	.800 (16-20)	at Georgia Tech (12/1/21)	.462 (6-13)	INDIANA (12/8/21)
• Offensive Rebounds	14	INDIANA (12/8/21)	5	vs. Texas A&M (11/22/21)
• Defensive Rebounds	41	at Ohio State (12/11/21)	22	GREEN BAY (11/12/21)
• Total Rebounds	49	at Ohio State (12/11/21)	29	vs. Texas A&M (11/22/21)
• Fouls	28	ILLINOIS ST (12/29/21)	14	at Ohio State (12/11/21)
• Assists	15	at Ohio State (12/11/21)	5	ST. FRANCIS BROOKLYN (11/9/21)
• Turnovers	16	2x; MR vs. Saint Mary's (11/24/21)	9	2x; MR ILLINOIS ST (12/29/21)
• Steals	8	ST. FRANCIS BROOKLYN (11/9/21)	2	INDIANA (12/8/21)
• Blocked Shots	6	PROVIDENCE (11/15/21)	2	vs. Houston (11/23/21)

## MISCELLANEOUS

### HIGH

### SECOND-HIGHEST

• UW's Largest Deficit Overcome in Win	22 (42-20, 1:17 1H) INDIANA (12/8/21)	16 (10-26, 12:04 1H) vs. Texas A&M (11/22/21)
• UW's Largest Deficit Overcome in Win (2nd Half/OT)	17 (42-25, 19:43 2H) INDIANA (12/8/21)	12 (42-30, 18:40 2H) NICHOLLS (12/15/21)
• UW's Largest Lead Surrendered in Loss	8 (17-9, 11:47 1H) at Ohio State (12/11/21)	6 (18-12, 9:11 1H) PROVIDENCE (11/15/21)
• UW's Largest Lead Surrendered in Loss (2nd Half/OT)	--	--
• UW's Largest Halftime Lead	24 GREEN BAY (11/12/21)	21 ST. FRANCIS BROOKLYN (11/9/21)
• UW's Largest Halftime Deficit	17 INDIANA (12/8/21)	11 PROVIDENCE (11/15/21)
• UW's Largest Lead	45 (69-24, 5:07 2H) GREEN BAY (11/12/21)	32 (65-33, 8:33 2H) ST. FRANCIS BROOKLYN (11/9/21)
• UW's Largest Deficit	22 (42-20, 1:17 1H) INDIANA (12/8/21)	16 (10-26, 12:04 1H) vs. Texas A&M (11/22/21)



# INDIVIDUAL SUPERLATIVES

## WISCONSIN

### HIGH

### SECOND-HIGHEST

• Points	30	Johnny Davis (Houston - 11/23/21)	27	Brad Davison (at Georgia Tech - 12/1/21)
• First-Half Points	18	Johnny Davis (Houston - 11/23/21)	14	3x; MR Davison (MARQUETTE - 12/4/21)
• Second-Half Points	14	2x; MR Davison (MARQUETTE - 12/4/21)	12	3x; MR DAVIS (INDIANA - 12/8/21)
• Field Goals Made	11	Johnny Davis (at Ohio State - 12/11/21)	10	Johnny Davis (Houston - 11/23/21)
• Field Goal Attempts	23	Johnny Davis (ILLINOIS ST - 12/29/21)	22	Johnny Davis (at Ohio State - 12/11/21)
• Field Goal Percentage (min. 5 made)	.875 (7-8)	Steven Crowl (ILLINOIS ST - 12/29/21)	.667 (6-9)	2x; MR Crowl (MARQUETTE - 12/4/21)
• 3-Point Field Goals Made	5	Brad Davison (at Georgia Tech - 12/1/21)	4	3x; MR Davison (NICHOLLS - 12/15/21)
• 3-Point Field Goal Attempts	11	2x; MR Davison (Texas A&M - 11/22/21)	9	2x; MR Davison (NICHOLLS - 12/15/21)
• 3-Point Field Goal Pct. (min. 2 made)	.750 (3-4)	Lorne Bowman II (SF BROOKLYN - 11/9/21)	.666 (2-3)	2x; MR Crowl (MARQUETTE - 12/4/21)
• Free Throws Made	8	3x; MR 2 Badgers (ILLINOIS ST - 12/29/21)	6	5x; MR Davis (INDIANA - 12/8/21)
• Free Throw Attempts	12	Tyler Wahl (ILLINOIS ST - 12/29/21)	10	Brad Davison (PROVIDENCE - 11/15/21)
• Free Throw Pct. (min. 5 made)	1.000 (6-6)	3x; MR Wahl (Saint Mary's - 11/24/21)	1.000 (5-5)	Johnny Davis (Saint Mary's - 11/24/21)
• Offensive Rebounds	8	Steven Crowl (ILLINOIS ST - 12/29/21)	4	2x; MR Vogt (NICHOLLS - 12/15/21)
• Defensive Rebounds	9	Tyler Wahl (INDIANA - 12/8/21)	8	2x; MR Davis (ILLINOIS ST - 12/29/21)
• Total Rebounds	12	Tyler Wahl (INDIANA - 12/8/21)	11	Johnny Davis (ILLINOIS ST - 12/29/21)
• Fouls	5	Brad Davison (NICHOLLS - 12/15/21)	4	14x; MR Crowl (ILLINOIS ST - 12/29/21)
• Assists	6	Chucky Hepburn (MARQUETTE - 12/4/21)	5	2x; MR Davis (at Georgia Tech - 12/1/21)
• Turnovers	4	Johnny Davis (at Georgia Tech - 12/1/21)	3	6x; MR Wahl (NICHOLLS - 12/15/21)
• Steals	4	2x; MR Davis (Houston - 11/23/21)	3	5x; MR Crowl (at Ohio State - 12/11/21)
• Blocked Shots	4	Tyler Wahl (Saint Mary's - 11/24/21)	3	2x; MR Vogt (at Ohio State - 12/11/21)

## OPPONENT

### HIGH

### SECOND-HIGHEST

• Points	33	Michael Devoe (at Georgia Tech - 12/1/21)	28	E.J. Liddell (at Ohio State - 12/11/21)
• First-Half Points	17	Michael Devoe (at Georgia Tech - 12/1/21)	16	Nate Watson (PROVIDENCE - 11/15/21)
• Second-Half Points	16	Michael Devoe (at Georgia Tech - 12/1/21)	15	Kyler Edwards (Houston - 11/23/21)
• Field Goals Made	11	3x; MR Liddell (at Ohio State - 12/11/21)	10	Ty Gordon (NICHOLLS - 12/15/21)
• Field Goal Attempts	25	Ty Gordon (NICHOLLS - 12/15/21)	20	Michael Devoe (at Georgia Tech - 12/1/21)
• Field Goal Percentage (min. 5 made)	.733 (11-15)	Nate Watson (PROVIDENCE - 11/15/21)	.727 (8-11)	Patrick Emilien (SF BROOKLYN - 11/9/21)
• 3-Point Field Goals Made	6	Kyler Edwards (Houston - 11/23/21)	5	2x; MR Strong (ILLINOIS ST - 12/29/21)
• 3-Point Field Goal Attempts	11	Ty Gordon (NICHOLLS - 12/15/21)	10	Michael Devoe (at Georgia Tech - 12/1/21)
• 3-Point Field Goal Pct. (min. 3 made)	.750 (6-8)	Kyler Edwards (Houston - 11/23/21)	.600 (3-5)	3x; MR Stewart (INDIANA - 12/8/21)
• Free Throws Made	8	Sy Chatman (ILLINOIS ST - 12/29/21)	6	Michael Devoe (at Georgia Tech - 12/1/21)
• Free Throw Attempts	11	Sy Chatman (ILLINOIS ST - 12/29/21)	8	Rodeny Howard (at Georgia Tech - 12/1/21)
• Free Throw Pct. (min. 5 made)	.857 (6-7)	Michael Devoe (at Georgia Tech - 12/1/21)	.727 (8-11)	Sy Chatman (ILLINOIS ST - 12/29/21)
• Offensive Rebounds	5	Manny Littles (NICHOLLS - 12/15/21)	4	3x; MR Liddell (at Ohio State - 12/11/21)
• Defensive Rebounds	13	Kyle Young (at Ohio State - 12/11/21)	10	Manny Littles (NICHOLLS - 12/15/21)
• Total Rebounds	15	Manny Littles (NICHOLLS - 12/15/21)	14	Kyle Young (at Ohio State - 12/11/21)
• Fouls	5	6x; MR 3 Players (ILLINOIS ST - 12/29/21)	4	15x; MR Lewis (ILLINOIS ST - 12/29/21)
• Assists	8	Tyler Kolek (MARQUETTE - 12/4/21)	7	2x; MR Johnson (INDIANA - 12/8/21)
• Turnovers	6	Justin Lewis (MARQUETTE - 12/4/21)	5	3x; MR Littles (NICHOLLS - 12/15/21)
• Steals	3	3x; MR Coleman (at Georgia Tech - 12/1/21)	2	2 Aggies (Texas A&M - 11/22/21)
• Blocked Shots	3	2x; MR Lyons (NICHOLLS - 12/15/21)	2	10x; MR McChesney (ILLINOIS ST - 12/29/21)

# THE LAST TIME WISCONSIN...

## Wisconsin Team

**UW ranked No. 1 in AP Top 25:** Feb. 21, 2007  
**UW ranked in AP Top 25:** No. 24 (12/27/21)  
**UW ranked in USA Today Coaches Poll:** No. 23 (12/27/21)  
**Played AP No. 1-ranked opponent:** Win vs. Villanova, 65-62 (3/18/17)  
**Defeated AP No. 1-ranked opponent:** Villanova, 65-62 (3/18/17)  
**Played AP No. 2-ranked opponent:** Win vs. Michigan, 64-54 (1/19/19)  
**Defeated opponent ranked 3-10 by AP:** No. 5 Ohio State, 61-57 (1/3/20)  
**Defeated opponent ranked 11-25 by AP:** No. 12 Houston, 65-63 (11/23/21)  
**Defeated AP Top 25 opponent on the road:** No. 12 Michigan State, 85-76 (12/25/20)

## Scoring

**Scored 20 or more points:** Steven Crowl (21) and Johnny Davis (20) vs. Illinois State (12/29/21)  
**Scored 30 or more points:** 30, Johnny Davis vs. Houston (11/23/21)  
**Scored 40 or more points:** 43, Frank Kaminsky vs. North Dakota (11/19/13)  
**Two or more Badgers scored 30 points, same game:** Joe Franklin (31) and Chuck Nagle (30) vs. Purdue (3/2/68) — only other time this happened in school history was Jack Brens (31) and Ken Siebel (31) vs. Utah (12/28/62)  
**Two or more Badgers scored 20 points, same game:** Steven Crowl (21) and Johnny Davis (20) vs. Illinois State (12/29/21)  
**Three or more Badgers scored 20 points, same game:** Jon Leuer (24), Josh Gasser (21), Jordan Taylor (20), vs. PVAMU (11/14/10)  
**Scored 20 points in one half:** D'Mitrik Trice (25 in 2nd) vs. Illinois (2/27/21)  
**Scored 20 points/two straight games:** Johnny Davis (23 vs. Indiana, 12/8/21; and 25 vs. Marquette, 12/4/21; 24 at Ohio State, 12/11/21)  
**Scored 20 points/three straight games:** Johnny Davis (23 vs. Indiana, 12/8/21; and 25 vs. Marquette, 12/4/21; 24 at Ohio State, 12/11/21)  
**Scored 20 points/four straight games:** Jordan Taylor (28 vs. Indiana, 1/20/11; 22 vs. Illinois, 1/15/11; 21 at Michigan State, 1/11/11; 20 vs. Michigan, 1/5/11)  
**Scored 30 points/two straight games:** Michael Finley (30 at Michigan, 1/29/94; 32 vs. Michigan State, 2/2/94)  
**No Badger scored in double figures:** vs. Marquette (12/8/12)  
**One Badger scored in double figures:** 23, Johnny Davis vs. Indiana (12/8/21)  
**Four players scored in double figures:** Steven Crowl (21), Johnny Davis (20), Tyler Wahl (18) and Chucky Hepburn (13) vs. Illinois State (12/29/21)  
**Five players scored in double figures:** Brad Davison (15), Aleem Ford (11), Micah Potter (11), Nate Reuvers (11) and D'Mitrik Trice (10) at Purdue (3/2/21)  
**Six players scored in double figures:** Reuvers (19), Davison (15), Ford (12), King (12), Trice (11) and Pritzl (10) vs. Green Bay (11/21/19)  
**UW Scored 70 or more points:** 89, vs. Illinois State (12/29/21)  
**UW Scored 80 or more points:** 89, vs. Illinois State (12/29/21)  
**UW Scored 90 or more points:** 92, vs. Arkansas-Pine Bluff (11/27/20)  
**UW Scored 100 or more points:** 101, vs. Savannah State (12/13/18)

## Field Goal Shooting

**Shot 90 percent or better (min. 10 att.):** .900 (9-10), Carlton McGee vs. Michigan (2/26/92)  
**UW shot 50 percent or better:** .508, vs. Marquette (12/4/21)  
**UW shot 60 percent or better:** .603, vs. Houston Baptist (11/17/18)  
**UW shot 70 percent or better:** .744, vs. Army (12/30/79)  
**UW made 30 or more field goals:** 31, vs. Marquette (12/4/21)  
**UW made 40 or more field goals:** 42, vs. Iowa (3/9/94)  
**UW made 50 or more field goals:** Has not happened  
**UW attempted 60 or more field goals:** 66, vs. Illinois State (12/29/21)  
**UW attempted 70 or more field goals:** 70, vs. Iowa (2/18/21)  
**UW attempted 80 or more field goals:** 83, vs. Northwestern (1/28/95)  
**UW attempted 100 or more field goals:** 102, vs. South Dakota (12/9/72)

## 3-Point Field Goal Shooting

**Made 5 or more 3-point field goals:** Brad Davison (5-7 3FG) vs. North Carolina (3/19/21)  
**UW shot 40 percent or better (min. 8 att.):** .400 (8-20), vs. Illinois State (12/29/21)  
**UW shot 50 percent or better (min. 8 att.):** .522 (12-23) vs. Penn State (3/11/21)  
**UW shot 60 percent or better (min. 8 att.):** .640 (16-25), vs. Louisville (12/19/20)  
**UW shot 70 percent or better (min. 8 att.):** .727, at Indiana (2/25/10)  
**UW shot 80 percent or better (min. 8 att.):** .889, vs. North Dakota St. (12/10/86)  
**UW shot 90 percent or better (min. 8 att.):** .900, at Illinois (1/25/97)  
**UW made 10 or more 3-point field goals:** 10, vs. Marquette (12/4/21)  
**UW made 15 or more 3-point field goals:** 16, vs. Louisville (12/19/20)  
**UW attempted 30 or more 3-point field goals:** 31, vs. Illinois (2/27/21)  
**UW attempted 40 or more 3-point field goals:** 40, vs. Temple (12/3/01)

## Double-Double / Triple-Double

**Had a triple-double:** Ethan Happ (13 pts, 12 reb, 11 ast) vs. Northwestern (1/26/19)  
**Had a double-double (Pts/Reb):** Johnny Davis (21 pts, 11 reb) vs. Illinois State (12/29/21)  
**Had a double-double (Pts/Ast):** Ethan Happ (10 p, 11 r, 12a) vs. Coppin St. (11/6/18)  
**Had a double-double (Ast/Reb):** Ethan Happ (10p, 11r, 12a) vs. Coppin St. (11/6/18)  
**Had a double-double in consecutive games:** Happ & Iverson, Two Straight (3/7 - 3/10)  
**Two with double-double:** Potter (24 p, 13 r) & Davison (11 p, 13 r) at Penn State (1/11/20)

## Free Throw Shooting

**Perfect at the FT line (min. 10 att.):** 10-10, Brad Davison vs. Illinois (1/19/18)  
**UW shot 80 percent or better (min. 12 att.):** .889 (16-18), vs. Saint Mary's (11/24/21)  
**UW shot 90 percent or better (min. 12 att.):** .900 (19-21), vs. Green Bay (11/12/21)  
**UW shot 100 percent (min. 12 att.):** 15-15, vs. Nebraska (12/22/20)  
**UW made 20 or more free throws:** 25, vs. Illinois State (12/29/21)  
**UW made 30 or more free throws:** 30, vs. Minnesota (2/13/14)  
**UW made 40 or more free throws:** 40, vs. Minnesota (1/12/53)  
**UW attempted 30 or more free throws:** 32, vs. Illinois State (12/29/21)  
**UW attempted 40 or more free throws:** 42, at Illinois (2/3/13)  
**UW attempted 50 or more free throws:** 50, at Indiana (2/12/62)  
**UW attempted 60 or more free throws:** 61, at Michigan (2/21/53)

## Rebounds

**Had 10+ rebounds:** 11, Johnny Davis vs. Illinois State (12/29/21)  
**Had 15+ rebounds:** 15, Tyler Wahl vs. Green Bay (12/1/20)  
**Had 20+ rebounds:** 25, Joe Chrmelich vs. St. Mary's (12/2/76)  
**Had 30+ rebounds:** 30, Paul Morrow vs. Purdue (1/3/53)  
**Had 10+ reb. in consecutive games:** Happ & Iverson, Two Straight (3/7 - 3/10)  
**UW had 40+ rebounds:** 42, vs. Illinois State (12/29/21)  
**UW had 50+ rebounds:** 50, vs. Green Bay (11/12/21)

## Assists

**Had 10 or more assists:** 11, Ethan Happ vs. Northwestern (1/26/19)  
**Had 15 or more assists:** Has not happened  
**UW had 20 or more assists:** 22, vs. Louisville (12/19/20)  
**UW had 30 or more assists:** 30, vs. Iowa (3/9/94)

## Blocked Shots

**Had 5 or more blocked shots:** 9 Nate Reuvers vs. Eastern Illinois (11/8/19)  
**Had 10 or more blocked shots:** Has not happened  
**UW had 10 or more blocked shots:** 10 vs. Eastern Illinois (11/25/20)  
**UW had 15 or more blocked shots:** Has not happened

## Steals

**Had 5 or more steals:** 5, Ethan Happ vs. Maryland (2/19/17)  
**Had 10 or more steals:** 10, Mike Kelley vs. Texas (12/7/99)  
**UW had 10 or more steals:** 10, vs. Green Bay (11/12/21)  
**UW had 15 or more steals:** 16, (2x) MR vs. California (12/2/12)

## Turnovers

**UW had 1 or fewer turnovers:** 1, vs. Iowa (1/20/15)  
**UW had 5 or fewer turnovers:** 4, vs. Indiana (12/8/21)  
**UW had 0 turnovers in a half:** 0 in 1H, vs. Arkansas-Pine Bluff (11/27/20)  
**Opponent committed 15 or more turnovers:** 16, vs. Saint Mary's (11/24/21)  
**Opponent committed 20 or more turnovers:** 20, vs. Illinois (2/27/21)

## Overtime

**Won a game in overtime:** 2OT vs. Indiana (80-73), 1/7/21  
**Lost a game in overtime:** vs. Saint Mary's (65-63), 11/5/19  
**Played a 2-overtime game:** win vs. Indiana (80-73), 1/7/21  
**Played a 3-overtime game:** loss vs. Indiana (85-86), 2/16/87  
**Played in consecutive OT games:** (3) vs. Iowa (2/6/13), vs. Mich. (2/9/13), at Minn. (2/14/13)

## Miscellaneous

**Hit a buzzer beater:** vs. Xavier, 3/20/16 (Bronson Koenig hits 3PT in corner, UW 66-63)  
**Won after trailing by at least 10 pts in second half:** 17 vs. Indiana, 12/8/21 (down 42-25, 19:43 remaining - won 64-59)  
**Won after trailing by at least 15 pts in second half:** 17 vs. Indiana, 12/8/21 (down 42-25, 19:43 remaining - won 64-59)  
**UW scored 10 straight points or more:** 11-0 (18:54 - 15:35 1H) vs. Illinois State (12/29/21)  
**UW scored 15 straight points or more:** 16-0 (16:14 - 10:57 2H) vs. Nicholls (12/15/21)  
**UW held opp. scoreless 5:00 or longer:** 6:02 (16:38 - 10:36 2H) vs. Nicholls (12/15/21)  
**UW held opp. scoreless for 8:00 or longer:** 9:08 (17:52 - 8:44 1H) vs. Louisville (12/19/20)