

# WISCONSIN BASKETBALL

## WISCONSIN BADGERS

4-12 (1-5 BIG)



**Rankings (AP/Coaches):** —/  
**Head Coach:** Marisa Moseley  
**Wisconsin Record:** 4-12 (1st yr.)  
**Overall Record:** 49-41 (4th yr.)

vs.

## MICHIGAN WOLVERINES

15-2 (6-1 BIG)



**Rankings (AP/Coaches):** 8/8  
**Head Coach:** Kim Barnes Arico  
**Michigan Record:** 208-104 (10th yr.)  
**Overall Record:** 478-310 (27th yr.)

THURSDAY, JAN. 20 • 6 P.M. CT • ANN ARBOR, MICH. • CRISLER CENTER • BIG+

### BADGERS PLAY AT RANKED MICHIGAN

- The Badgers (4-12, 1-5 BIG) continue their two-game road swing with a contest at No. 8/8 Michigan on Thursday. Tip time is 6 p.m. CT from Crisler Center in Ann Arbor, Michigan. The game will stream live on BIG+.
- Wisconsin returns home on Sunday, hosting Penn State (8-7, 2-3) at 2 p.m. from the Kohl Center. Watch the game live on BIG+.
- Sunday is Beaver Dam Community Day, home of Badgers **Tara Stauffacher** and **Maty Wilke**.




The Badgers celebrate their win at Rutgers on Sunday.

### FAST BREAK FACTS


- Wisconsin picked up its first Big Ten win of the season, downing Rutgers, 49-45, last Sunday. It was UW's first Big Ten road win since defeating Illinois, 73-64, on Feb. 2, 2020, and also the first time the Badgers have won at Rutgers. Wisconsin also trailed by as many as 12 points in the first quarter, tying for the seventh-biggest comeback win in program history.
- The Badgers recorded a season-high 15 steals against the Scarlet Knights on Sunday, forcing an opponent season-high 25 turnovers. Sophomore **Halle Douglass** led all players with a career-high five steals while **Sydney Hilliard** and **Julie Pospíšilová** both added three takeaways.
- The Badgers pulled down a season-low 19 rebounds at Rutgers, which ties for second on the UW game record list for fewest rebounds. Wisconsin has struggled with its rebounding the last four games, averaging 25.8 boards per game over the stretch. On the season, UW ranks 14th in the Big Ten with 30.6 rebounds per game.
- Junior **Julie Pospíšilová** and sophomore **Brooke Schramek** rank among the top Big Ten players for most improved scorers. Pospíšilová ranks fifth, upping her scoring from 8.9 last season to 14.6 this season, an improvement of 5.7 ppg. Schramek ranks ninth, improving her scoring from 2.9 as a freshman to 6.3 this season, plus 3.4 points.
- Junior **Julie Pospíšilová** continues her double-figure scoring streak, having scored 10-or-more points in all 14 games she has played this season. The 6-foot guard leads the Badgers and ranks 15th in the Big Ten with 14.6 points per game.
- After averaging nearly 20 turnovers per game in mid-December, the Badgers have improved their ball control the last four games, averaging 13.8 turnovers per game.

### PROBABLE STARTERS (based on last game)




2

**KATIE NELSON**  
 5-8 | G | Gr.  
 5.9 ppg | 3.6 rpg  
 3.3 apg | 1.6 spg



3

**BROOKE SCHRAHEK**  
 6-1 | G | So.  
 6.3 ppg | 3.4 rpg  
 1.5 apg




5

**JULIE POSPÍŠILOVÁ**  
 6-0 | G | Jr.  
 14.6 ppg | 3.9 rpg  
 3.3 apg | 1.6 spg



10

**HALLE DOUGLASS**  
 6-1 | G | So.  
 4.3 ppg | 2.9 rpg



30

**SYDNEY HILLIARD**  
 5-11 | G | Jr.  
 13.0 ppg | 4.7 rpg  
 2.5 apg | 1.9 spg

### 2021-22 SCHEDULE

**Overall:** 4-12 (Home 2-7; Away 1-5; Neutral 1-0)  
**Big Ten:** 1-5 (Home 0-3; Away 1-2)

|         |               |          |
|---------|---------------|----------|
| NOV. 10 | ST. THOMAS    | W, 67-51 |
| NOV. 14 | NJIT          | L, 49-61 |
| Nov. 19 | at Bradley    | L, 57-64 |
| NOV. 22 | CHICAGO STATE | L, 63-71 |
| Nov. 24 | at Milwaukee  | L, 67-79 |

Rocky Mountain Hoops Classic, Boulder, Colo.

|         |                 |          |
|---------|-----------------|----------|
| Nov. 27 | vs. Boise State | W, 60-45 |
| Nov. 28 | at Colorado     | L, 51-67 |

DEC. 1 VIRGINIA TECH L, 60-70

Dec. 5 at Northwestern L, 49-61

DEC. 9 #13/11 MICHIGAN (BTN) L, 81-93

DEC. 12 GREEN BAY L, 53-63

DEC. 16 ILLINOIS STATE W, 70-60

DEC. 23 EASTERN ILLINOIS Canc.

DEC. 30 PURDUE (BTN) Pstpd

JAN. 5 #6/6 INDIANA L, 53-76

Jan. 9 at Illinois L, 47-68

JAN. 12 MINNESOTA L, 66-82

Jan. 16 at Rutgers W, 49-45

Jan. 20 at #8/8 Michigan 6 p.m.

JAN. 23 PENN STATE 2 p.m.

Jan. 27 at Nebraska 7 p.m.

Jan. 30 at Minnesota 2 p.m.

FEB. 3 #25/RV IOWA 6:30 p.m.

FEB. 6 ILLINOIS 1 p.m.

Feb. 9 at #12/11 Maryland 5 p.m.

FEB. 13 PURDUE 3 p.m.

FEB. 16 MICHIGAN STATE 6:30 p.m.

Feb. 20 at Ohio State 1 p.m.

FEB. 23 NEBRASKA 6:30 p.m.

Feb. 27 at Purdue TBA

March 2-6 at Big Ten Tournament  
 Gainbridge Fieldhouse,  
 Indianapolis

All home games, in **BOLD**, are played in the Kohl Center, 601 W. Dayton St. # AP/WBCA Rank

All dates and times subject to change.

### FOLLOW THE #BADGERS

#### TV: BIG TEN NETWORK

App: B1G+

Online: BigTenPlus.com

#### RADIO: U 100.9

App: iHeartRadio | U 100.9 FM

■ Play-by-Play: Jon Arias or Reid Magnum

#### SOCIAL MEDIA:

■ Twitter: @BadgerWBB

■ Instagram: badgerwbb

■ Facebook: /WisconsinWomensBasketball

■ YouTube: /WisconsinBadgers

## 2021-22 Big Ten Standings

Jan. 18

|                   | Big Ten |       | Overall |      |
|-------------------|---------|-------|---------|------|
| 1. Indiana        | 6-0     | 1.000 | 14-2    | .875 |
| 2. Michigan       | 6-1     | .857  | 15-2    | .882 |
| 3. Iowa           | 4-1     | .800  | 10-4    | .714 |
| 4. Ohio State     | 5-2     | .714  | 13-3    | .813 |
| 5. Maryland       | 4-2     | .667  | 12-5    | .706 |
| 6. Northwestern   | 3-2     | .600  | 11-5    | .688 |
| 7. Michigan State | 3-3     | .500  | 9-8     | .529 |
| 8. Penn State     | 2-3     | .400  | 8-7     | .533 |
| 9. Nebraska       | 2-4     | .333  | 13-4    | .765 |
| Purdue            | 2-4     | .333  | 11-6    | .647 |
| Minnesota         | 2-4     | .333  | 9-9     | .500 |
| 12. Illinois      | 1-3     | .250  | 6-9     | .400 |
| 13. Wisconsin     | 1-5     | .167  | 4-12    | .250 |
| 14. Rutgers       | 0-7     | .000  | 7-12    | .368 |

## ALL GAMES

|                                  |      |
|----------------------------------|------|
| 13. Scoring Offense              | 58.9 |
| 7. Scoring Defense               | 66.0 |
| 14. Scoring Margin               | -7.1 |
| 12. Field Goal Pct.              | 40.1 |
| 13. Field Goal Pct. Defense      | 42.6 |
| 12. 3-pt Field Goal Pct.         | 30.1 |
| 11. 3-pt Field Goal Pct. Defense | 33.9 |
| 10. 3-pt Field Goals Made        | 5.8  |
| 10. Free Throw Pct.              | 70.5 |
| 14. Rebounding Offense           | 30.6 |
| 7. Rebounding Defense            | 35.4 |
| 14. Rebounding Margin            | -4.8 |
| 12. Offensive Rebounds           | 9.7  |
| 14. Defensive Rebounds           | 20.9 |
| 14. Assists                      | 12.2 |
| 11. Assist/Turnover Ratio        | 0.8  |
| 6. Turnovers per game            | 14.8 |
| 11. Turnover Margin              | -0.9 |
| 14. Blocked Shots                | 2.6  |
| 8. Steals                        | 7.4  |

## INDIVIDUAL

|               |                        |      |
|---------------|------------------------|------|
| Scoring       | 15. Julie Pospíšilová  | 14.6 |
|               | 18. Sydney Hilliard    | 13.0 |
| FG%           | 4. Sydney Hilliard     | 56.2 |
|               | 16. Julie Pospíšilová  | 36.7 |
| 3 pt per game | 15. Julie Pospíšilová  | 1.9  |
| Assists.      | T18. Katie Nelson      | 3.3  |
|               | T18. Julie Pospíšilová | 3.3  |
|               | T24. Sydney Hilliard   | 2.5  |
|               | 5. Katie Nelson        | 2.1  |
| Asst/TO       | 19. Julie Pospíšilová  | 1.2  |
|               | T12. Sara Stapleton    | 0.9  |
| Blocks        | T23. Julie Pospíšilová | 0.7  |
|               | T4. Sydney Hilliard    | 1.9  |
| Steals        | T14. Katie Nelson      | 1.6  |
|               | T14. Julie Pospíšilová | 1.6  |
|               | 1. Katie Nelson        | 37.9 |
|               | 2. Julie Pospíšilová   | 35.9 |
| Minutes       | T12. Sydney Hilliard   | 33.2 |

## BADGERS PICK UP FIRST BIG TEN WIN

- Wisconsin outscored Rutgers, 19-8, in the fourth quarter to win 49-45.
- The Badgers trailed 19-7 after the first period, 27-18 at the half and 37-30 heading into the final quarter.
- UW cut the Rutgers lead to 39-37 with 7:26 remaining. **Julie Pospíšilová** scored four straight to tie the game at 41 with 4:58 to play and give Wisconsin its first lead of the game (43-41) with 3:12 remaining in the game. Two free throws from **Sara Stapleton** put the Badgers up 45-41 with 2:21 on the clock.
- The Scarlet Knights made it a two-point game (47-45) before Hilliard hit a baseline jumper as the shot clock expired, giving Wisconsin a 47-43 lead with 1:29 to play. Rutgers cut UW's lead to 47-45 with 1:07 remaining and had a chance for a game-winning 3-pointer with two seconds on the clock but Wisconsin forced a shot-clock violation.
- Hilliard and Pospíšilová shared game-high honors with 13 points a piece while Hilliard led Wisconsin with six rebounds from Hilliard. **Katie Nelson** added nine points, going 2-4 from deep.
- Wisconsin shot 37.5% (18-48) from the field while Rutgers hit 47.5% (19-40). The Badgers had the advantage from the free-throw line, shooting 71.4% (10-14) while the Scarlet Knights made just 50% (5-10).
- RU out-rebounded Wisconsin 33-19 but the Badgers had a season-high 15 steals, forcing an opponent season-high 25 turnovers. **Halle Douglass** led all players with a career-high five steals. UW scored 21 points off turnovers.

## 2021-22 CAREER COUNTDOWN

| Milestone    | Name                  | Date                      |
|--------------|-----------------------|---------------------------|
| 1200 points  | Katie Nelson (Career) | at Illinois, 1/9          |
| 800 points   | Sydney Hilliard       | vs. Indiana, 1/5          |
| 700 points   | Sydney Hilliard       | vs. Chicago State, 11/22  |
| 500 points   | Julie Pospíšilová     | vs. Illinois State, 12/16 |
| 400 points   | Julie Pospíšilová     | at Milwaukee, 11/24       |
| 200 points   | Sara Stapleton        | vs. NJIT, 11/14           |
| 100 points   | Brooke Schramek       | vs. Northwestern, 12/5    |
|              | Krystyna Ellew        | at Illinois, 1/9          |
|              | Halle Douglass        | vs. Minnesota, 1/12       |
| 400 rebounds | Katie Nelson (Career) | at Illinois, 1/9          |
| 300 rebounds | Sydney Hilliard       | at Colorado, 11/28        |
| 200 rebounds | Julie Pospíšilová     | vs. Northwestern, 12/5    |
| 400 assists  | Katie Nelson          | vs. Chicago State, 11/22  |
| Milestone    | Name                  | # Needed                  |
| 300 points   | Sara Stapleton        | 20                        |
| 100 rebounds | Brooke Schramek       | 7                         |
|              | Halle Douglass        | 25                        |
| 200 assists  | Sydney Hilliard       | 4                         |
|              | Julie Pospíšilová     | 8                         |

## POSPÍŠILOVÁ, SCHRAMEK MOST IMPROVED

- Junior **Julie Pospíšilová** and sophomore **Brooke Schramek** rank among the top Big Ten players for most improved scorers.
- Pospíšilová ranks fifth, upping her scoring from 8.9 last season to 14.6 this season, an improvement of 5.7 ppg.
- Schramek ranks ninth, improving her scoring from 2.9 as a freshman to 6.3 this season, plus 3.4 points.

| Name, School           | 00-01 | 01-02 | +    |
|------------------------|-------|-------|------|
| 1. Emily Kiser, MICH   | 2.4   | 10.6  | +8.2 |
| Makenna Marisa, PSU    | 13.4  | 21.6  | +8.2 |
| 3. Angel Reese, MD     | 10.0  | 17.6  | +7.6 |
| 4. Cassidy Hardin, PUR | 2.8   | 9.8   | +7.0 |

## 2020-21 WISCONSIN ROSTER

| NO | NAME              | POS | HT   | YR     | HOMETOWN/HIGH SCHOOL (PREVIOUS)                |
|----|-------------------|-----|------|--------|--|
| 2  | Katie Nelson      | G   | 5-8  | Gr.    | Falmouth, Mass./Bishop Feehan (Boston Univ.)   |
| 3  | Brooke Schramek   | G   | 6-1  | So.    | Naperville, Ill./Benet Academy                 |
| 5  | Julie Pospíšilová | G   | 6-0  | Jr.    | Prague, Czech Republic/Gym. Jaroslava Seiferta |
| 10 | Halle Douglass    | G   | 6-1  | So.    | Lake Forest, Ill./Lake Forest                  |
| 11 | Maty Wilke        | G   | 5-10 | Fr.    | Beaver Dam, Wis./Beaver Dam                    |
| 14 | Krystyna Ellew    | G   | 5-10 | Fr.    | Chicago, Ill./Taft                             |
| 20 | Sacia Vanderpool  | G   | 6-4  | Fr.    | Byron, Minn./Byron                             |
| 23 | Lexi Duckett      | G   | 5-11 | RS So. | Daytona Beach, Fla./Father Lopez (UNC)         |
| 24 | Natalie Leuzinger | G   | 5-8  | So.    | Monroe, Wis./Black Hawk                        |
| 30 | Sydney Hilliard   | G   | 5-11 | Jr.    | Monroe, Wis./Monroe                            |
| 40 | Tara Stauffacher  | G   | 5-11 | Jr.    | Columbus, Wis./Beaver Dam                      |
| 41 | Sara Stapleton    | F/C | 6-3  | Jr.    | Blaine, Minn./Centennial                       |

Head Coach: Marisa Moseley

Associate Head Coach: Scott Merritt

Assistant Coaches: Kate Barnosky, Caroline Doty

Director of Operations: Mitch Simmons

Video Director: Will Watkins

Strength and Conditioning: A.J. Whitehead

Graduate Assistant: Estella Moschkau

**PRONUNCIATION GUIDE:** #3 Brooke SCHRAM-ick | #5 Julie POHS-pish-eh-LOW-va | #10 HAL-ee Douglass | #11 MAT ee WILL key | #14 Christina ELL ew | #20 SAY sha VAN der pool | #24 Natalie LIGHT-zing-er | #40 Tara STAW fah ker | HC Marisa MOHS lee | AC Kate bar NOS kee | AC Caroline DOH tee

## COMPARING THE TEAMS

|           | G  | PPG  | FG%  | 3-pt% | FT%  | RPG  | APG  | TOPG | SPG | BPG | OPP PPG |
|-----------|----|------|------|-------|------|------|------|------|-----|-----|---------|
| Wisconsin | 16 | 58.9 | .401 | .301  | .705 | 30.6 | 12.2 | 14.8 | 7.4 | 2.6 | 66.0    |
| Michigan  | 17 | 72.5 | .453 | .337  | .743 | 39.6 | 13.0 | 15.9 | 7.2 | 2.8 | 59.6    |

## 5. Julie Pospíšilová, WIS 8.9 14.6 +5.7

- Ra Shaya Kyle, PUR 5.3 11.0 +5.7
- 7. Rickie Woltman, PUR 1.0 5.7 +4.7
- 8. Madison Layden, PUR 8.7 12.7 +4.0
- 9. Brooke Schramek, WIS 2.9 6.3 +3.4
- 10. Danielle Rauch, MICH 2.3 5.6 +3.3

## BIG TWO WITH THE SCORE

- Wisconsin's leading scorers junior **Julie Pospíšilová** and **Sydney Hilliard** account for 47% of the Badgers' scoring this season. Pospíšilová leads the team with 14.6 points per game while Hilliard adds 13.0 points per game.
- Pospíšilová has scored in double figures all 14 games she has played in this season while Hilliard has scored 10-plus points in 12 games.
- A total of seven players have scored double figures in at least two games this season. Freshman **Krystyna Ellew** and sophomore **Brooke Schramek** have scored 10-plus points in four games while **Katie Nelson** (2), **Halle Douglass** (2) and **Sara Stapleton** (2) also have the ability to score well.

## JULIE P. FOR THE SCORE

- Junior **Julie Pospíšilová** continues her impressive double-figure scoring streak, having scored 10-or-more points in all 14 games she has played this season. The 6-foot guard leads the Badgers and ranks 15th in the Big Ten with 14.6 points per game.
- On the season, she leads the Badgers with 25 3-pointers, ranking 15th in the Big Ten with 1.9 triples per game. She also adds 3.9 rebounds, 3.3 assists, and 1.6 steals per game, ranking in the top 20 in the Big Ten in assists and steals.

## NELSON UPS HER SCORING

- Grad student **Katie Nelson** has upped her scoring the last five games, averaging 9.4 points per game over the stretch. The 5-foot-8 guard scored a season-high 17 points vs. Illinois State on Dec. 16.
- Nelson is shooting 51.6% (16-31) from the field over the stretch, including 50% (11-22) from 3-point range.
- On the season, Nelson leads the Big Ten with 38.0 minutes per game, which ranks sixth nationally. She averages 5.9 points and 3.6 rebounds per game. The guard leads the Badgers and ranks fifth in the Big Ten with an assist-to-turnover ratio of 2.1. She also ties for 12th in the conference with 1.6 steals per game and ties for 18th in the BIG with 3.3 assists per game.

## SLOW START TO GAMES

- The Badgers have been struggling with slow starts this season, being outscored by 13 foes in the first period this season
- Opponents have outscored Wisconsin by nearly 100 points in the first quarter as UW averages 12.3 points in the first quarter while foes average 18.1 points.
- Wisconsin has been outscored by at least nine points by eight opponents in the first quarter this season—Chicago State (21-7), Colorado (18-9), Virginia Tech (27-17), Northwestern (17-7), Michigan (22-13), Green Bay (23-11), Illinois (23-13) and Rutgers (19-7).

## REBOUNDING STRUGGLES

- The Badgers pulled down a season-low 19 rebounds at Rutgers, which ties for second on the UW game record list for fewest rebounds.
- Wisconsin has struggled with its rebounding the last four games, averaging 25.8 boards per game over the stretch. On the season, UW ranks 14th in the Big Ten with 30.6 rebounds per game.
- The Badgers give up 35.4 rebounds per game, which ranks seventh in the Big Ten, and has a rebounding margin of minus 4.8, which sits 14th in the Big Ten.
- Junior **Sydney Hilliard** leads the team with 4.7 rebounds per game while **Julie Pospíšilová** adds 3.9 boards per game.

## COUNTING DOWN

- Junior **Sydney Hilliard** needs just four assists to reach 200 career helpers.
- Junior **Julie Pospíšilová** is counting down to 200 assists, needing eight dimes.
- Sophomore **Brooke Schramek** is seven rebounds away from 100 boards.

## AVERAGING SEASON BESTS

- Eight upperclassmen are having the best seasons of their careers in 2021-22 in at least one statistical category.
- **Halle Douglass** is averaging season bests of 4.3 points and 2.9 rebounds per game. She is shooting a season-best 36%. Douglass has three blocks, needing one more to equal her freshman total, and 12 steals, doubling last year's total.
- **Lexi Duckett** is averaging season bests of 1.3 points per game while shooting 26.7% from the field, including 30% from 3-point range. The guard is also shooting 66.7% from the free-throw line. She also has two assists this season

## SERIES HISTORY

## Michigan

Wisconsin leads: 40-33

In Madison: Wisconsin leads 22-13

In Ann Arbor: Series tied 17-17

Neutral: Michigan leads 3-1

The Streak: Michigan has won 11 straight

| Date          | Place                    | W/L | Score |
|---------------|--------------------------|-----|-------|
| Dec. 28, 2015 | Madison, Wis.            | W   | 63-53 |
| Feb. 11, 2016 | Ann Arbor, Mich.         | L   | 65-82 |
| Jan. 1, 2017  | Madison, Wis.            | L   | 56-73 |
| Feb. 12, 2017 | Ann Arbor, Mich.         | L   | 66-75 |
| Jan. 4, 2018  | Madison, Wis.            | L   | 57-80 |
| Feb. 3, 2019  | Madison, Wis.            | L   | 70-76 |
| Mar. 3, 2019  | Ann Arbor, Mich.         | L   | 49-59 |
| Mar. 8, 2019  | Indianapolis, Ind. (BTT) | L   | 65-73 |
| Jan. 16, 2020 | Madison, Wis.            | L   | 56-68 |
| Dec. 31, 2020 | Ann Arbor, Mich.         | L   | 49-92 |
| Jan. 14, 2021 | Madison, Wis.            | L   | 40-69 |
| Dec. 9, 2021  | Madison, Wis.            | L   | 81-93 |

after tallying one assist as a freshman and also earned her first career block.

- **Sydney Hilliard** is shooting a season-best 56.2% from the field. She is also averaging a season-best 1.9 steals per game, totaling 27 on the season, needing just two steals to equal her freshman season total.
- **Natalie Leuzinger** is averaging a season-best 0.6 points per game. She also has her first career assist.
- **Katie Nelson** is averaging a season-best 1.6 steals per game.
- **Julie Pospíšilová**, who missed the first two games of the season, playing with the Czech National Team, is averaging a season-best 14.6 points per game. She is also shooting a season-best 75% (27-36) from the free-throw line. The guard is pulling down a season-best 3.9 rebounds per game.
- **Brooke Schramek** is averaging season bests of 6.3 points, 3.4 rebounds, 1.5 assists and has a season-best seven steals on the season. She is also shooting a season-best 37.4% from the field, and 64.5% from the free-throw line.
- **Sara Stapleton** already has five steals this season, after tallying 10 steals her first two seasons combined. She also has 13 blocks, need four more to equal her sophomore season total.
- **Tara Stauffacher** is shooting a season-best 38.1% from the field. She also has five steals, which ties her season totals from her freshman and sophomore seasons. The guard is averaging a season-best 0.5 assists per game.

## POSPÍŠILOVÁ NAMED ALL-TOURNEY

- Junior **Julie Pospíšilová** was named to the Rocky Mountain Hoops Classic All-Tournament team.



## QUICK FACTS

|                       |                            |
|-----------------------|----------------------------|
| School                | University of Wisconsin    |
| Location              | Madison, Wis.              |
| Population            | 263,332                    |
| Founded               | 1848                       |
| Enrollment            | 47,936                     |
| Nickname              | Badgers                    |
| School Colors         | Cardinal and White         |
| Affiliation           | NCAA Division I            |
| Conference            | Big Ten                    |
| Chancellor            | Rebecca Blank              |
| Director of Athletics | Chris MacIntosh            |
| Athletic Dept. Phone  | 608-262-1866               |
| Ticket Office Phone   | 608-262-1440               |
| Website               | UWBadgers.com              |
| Twitter               | @BadgerWBB                 |
| Instagram             | badgerwbb                  |
| Facebook              | /WisconsinWomensBasketball |

## BASKETBALL STAFF

|                  |                   |
|------------------|-------------------|
| Head Coach       | Marisa Moseley    |
| Alma Mater, Year | Boston University |
| Overall          | 49-41 (4th yr.)   |
| Wisconsin        | 4-12 (1st yr.)    |

|                               |                         |
|-------------------------------|-------------------------|
| Associate Head Coach          | Scott Merritt (1st Yr.) |
| Assistant Coach               | Kate Barnosky (1st yr.) |
| Assistant Coach               | Caroline Doty (1st yr.) |
| Strength & Conditioning Coach | AJ Whitehead            |
| Graduate Assistant            | Estella Moschkau        |
| Director of Operations        | Mitch Simmons           |
| Video Coordinator             | Will Watkins            |

## KOHL CENTER

|          |               |
|----------|---------------|
| Opened   | Jan. 20, 1998 |
| Seasons  | 24th year     |
| Capacity | 17,142        |

## 2021-22 IN REVIEW

|                         |             |
|-------------------------|-------------|
| Overall Record          | 5-19        |
| Big Ten Record (finish) | 2-18 (14th) |
| Postseason              | None        |

## 2021-22 TEAM INFORMATION

|                              |     |
|------------------------------|-----|
| Starters Returning/Lost      | 3/2 |
| Letterwinners Returning/Lost | 9/3 |
| Newcomers                    | 4   |

## TOP RETURNEES

|                          |                            |
|--------------------------|----------------------------|
| Sydney Hilliard (Jr.)*   | 15.5 ppg, 5.3 rpg, 4.0 apg |
| Julie Pospíšilová (Jr.)* | 8.9 ppg, 3.8 rpg, 3.7 apg  |
| Sarah Stapleton (Jr.)*   | 6.5 ppg, 4.0 rpg           |
| * 2020-21 Starter        |                            |

## NEWCOMERS

|                        |                              |
|------------------------|------------------------------|
| Lexi Duckett (RS So.)  | Daytona Beach, Fla./UNC      |
| Krystyna Ellew (Fr.)   | Chicago, Ill.                |
| Katie Nelson (Gr.)     | Falmouth, Mass./Boston Univ. |
| Sacia Vanderpool (Fr.) | Byron, Minn.                 |
| Maty Wilke (Fr.)       | Beaver Dam, Wis.             |

## TEAM HISTORY

|                |                |
|----------------|----------------|
| First Year     | 1974-75        |
| Years          | 49th year      |
| Overall record | 625-733 (.460) |
| Big Ten record | 247-428 (.365) |

## NCAA TOURNAMENT HISTORY

|                    |          |
|--------------------|----------|
| Appearances (Last) | 7 (2010) |
| Record             | 2-7      |

- The 6-foot guard averaged a team-best 12.5 points while adding 4.5 rebounds per game. She dished off a career-high eight assists vs. Boise State to average 4.5 assists per game. Pospíšilová added 1.5 blocks and 1.5 steals per game.

## IMPRESSIVE DEBUT FOR ELLEW

- Freshman **Krystyna Ellew** scored a game-high 29 points in the Badgers' season-opening, 67-51, win over St. Thomas on Nov. 10.
- It's believed to be the most points ever scored by a Big Ten freshman in her collegiate debut, surpassing the previous mark of 27 points done twice before— Illinois' Robin Precely against Illinois State on Dec. 1, 1992, and Iowa's Caitlin Clark vs. Northern Iowa on Nov. 25, 2020.
- It also ties for fifth on the UW freshman single-game scoring list.

## MOSELEY RECOGNIZED

- Head coach **Marisa Moseley** was named one of 40 Under 40: Rising Stars in women's basketball, according to *The Athletic* on Nov. 23.
- Moseley won her first game at UW on Nov. 10 with a 67-51 win over St. Thomas.

## POSPÍŠILOVÁ PLAYS INTERNATIONAL

- Junior **Julie Pospíšilová** missed the first two games of the season, playing with the Czech Republic in the European Championships.
- The Czech team lost to Belarus, 66-60, on Nov. 13 with Pospíšilová scoring four points, adding two assists and one steal. On Nov. 14 the team defeated Ireland, 70-54, with Pospíšilová scoring seven points and adding three rebounds, three assists and one steal.
- Over the two games, Pospíšilová averaged 18 minutes, 5.5 points, 1.5 rebounds, 2.5 assists and 1.0 steals per game.

## STARTERS, STATS RETURN

- Wisconsin returns nine letterwinners and three starters from last season.
- Leading the team is **Sydney Hilliard**, who averaged a team-best 15.5 ppg last season, earning consensus honorable mention All-Big Ten selection in 2021. Other returning starters include **Julie Pospíšilová** (8.9 ppg/3.7 apg) and **Sara Stapleton** (6.5 ppg/4.0 rpg).
- The Badgers return 83.4% of their assists, 72% of their 3-pointers, 62% of their points, and 60% of their rebounds from last season.

## BADGER STATE PRIDE

- Wisconsin's 2021-22 roster features four Badger state natives.

- **Sydney Hilliard** was honored as the 2019 Point Guard of the Year at Monroe High School. **Tara Stauffacher** was ranked as the No. 1 player in the state in 2019 by MaxPreps.com for Beaver Dam High School. Freshman **Maty Wilke** joins the Badgers this season after a stand-out career at Beaver Dam. The other Wisconsin native is **Natalie Leuzinger** from Monroe.

## BADGERS WELCOME FOUR

- Head coach Marisa Moseley has announced the signing of four athletes to National Letters of Intent on Wednesday. Moseley's first Badger class includes two four-star recruits.

## Lily Krahn

## 5-9, Guard

## Prairie du Chien, Wis.

- Four-star recruit and ranked No. 97 overall by espnW HoopGurlz
- Currently averaging 20.8 ppg, 4.4 rpg, 4.5 apg and 3.5 spg
- Ranked No. 94 by ASGR Basketball
- 2020-21 AP and WBCA All-State
- 2019-20 WBCA All-State
- 2020-21 Southwest Conference Player of the Year

## Tessa Towers

6-5, Center  
Batavia, Ill.

- Currently averaging 13.5 points and 8.3 rebounds per game
- 2020-21 All-State
- 2020-21 IBCA All-State Special Mention
- 2020-21 unanimous all-conference

## Savannah White

6-2, Guard  
St. Paul, Minn.

- Four-star recruit; ranked No. 90 overall by espnW HoopGurlz
- Earned all-state and all-conference honors
- Led her team to the state tournament quarterfinals in 2021
- Participated in Top 150 Wooten Camp
- Averaged 10.7 points, 7.9 rebounds, and assists per game as a junior

## Serah Williams

6-4, Forward  
Toronto, Ontario

- Currently averaging 9.1 points, 9.9 rebounds, 2.4 blocks and 2.2 steals per game in her senior year
- Led Ontario Scholastic Basketball Association (OSBA) in blocks in 2019-20
- Did not compete in 2020-21 due to COVID



### THE MOSELEY FILE

|                     |                 |
|---------------------|-----------------|
| • Wisconsin Record: | 4-12 (1st yr.)  |
| • Career Record:    | 49-41 (4th yr.) |
| • Big Ten Record:   | 1-5             |
| • Alma Mater:       | Boston, 2004    |

### NOTABLE ATHLETES

#### WNBA ATHLETES

|                        |                  |
|------------------------|------------------|
| Tina Charles           | Napheesa Collier |
| Stefanie Dolson        | Bria Hartley     |
| Moriah Jefferson       | Maya Moore       |
| Breanna Stewart        | Kia Nurse        |
| Morgan Tuck            | Megan Walker     |
| Katie Lou Samuelson    | Gabby Nurse      |
| Kaleena Mosqueda-Lewis | Kiah Stokes      |

#### ALL-AMERICANS

Gabby Williams, UConn—2017, '18  
 Katie Lou Samuelson, UConn—2017, '18  
 Napheesa Collier, UConn—2017  
 Breanna Stewart, UConn—2014, '15, '16  
 Moriah Jefferson, UConn—2015, '16  
 Morgan Tuck, UConn—2016  
 Kaleena Mosqueda-Lewis, UConn—2013, '15  
 Stefanie Dolson, UConn—2013, '15  
 Bria Hartley, UConn—2012, '14  
 Maya Moore, UConn—2010, '11  
 Tina Charles, UConn—2010

#### OLYMPIANS

**2020:** Breanna Stewart, Tina Charles, Napheesa Collier (Gold, USA)  
 Stefanie Dolson (Gold—3x3)  
 Gabby Williams (Bronze, France)  
 Kia Nurse (Canada)

**2016:** Maya Moore, Breanna Stewart (Gold, USA)  
 Kia Nurse (Canada)

**2012:** Tina Charles, Maya Moore (Gold, USA)

#### AP NATIONAL PLAYERS OF THE YEAR

Breanna Stewart, UConn—2016, '15, '14  
 Maya Moore, UConn—2014

## HEAD COACH MARISA MOSELEY

- Named head coach of the Badgers in March 2021
- Won her first game at Wisconsin vs. St. Thomas on Nov. 10, 2021
- Spent three seasons as the head coach at Boston University, compiling a 45-29 record
- Named the 2018-19 Patriot League Coach of the Year
- Two-time Patriot League Tournament participants
- Six Patriot League honorees
- Spent nine season as assistant coach at Connecticut
- Won five NCAA championships and nine conference titles with the Huskies
- Coached three National Players of the Year and 11 All-Americans
- Coached seven Olympians
- Spent two season as assistant coach at Minnesota and one year as assistant coach at Denver
- Founding member of the Patriot League's Anti-Racism Commission
- Member of the University of Connecticut's Diversity Council
- Member of the University of Denver's Diversity, Equity and Inclusion Committee
- Four-year letterwinner at Boston University from 2000-04
- Earned third-team all-conference honors
- Named team defensive player of the year
- Four-year member of the America East Honor Roll

### Moseley year by year

#### Wisconsin—Head Coach

| Year            | Record      | Pct.        | Conf. | Record     | Place | Postseason |
|-----------------|-------------|-------------|-------|------------|-------|------------|
| 2020-21         | 4-12        | .250        | B1G   | 1-5        | 13th  |            |
| <b>1st year</b> | <b>4-12</b> | <b>.250</b> |       | <b>1-5</b> |       |            |

#### Boston University—Head Coach

| Year           | Record       | Pct.        | Conf.   | Record       | Place       | Postseason                  |
|----------------|--------------|-------------|---------|--------------|-------------|-----------------------------|
| 2020-21        | 12-3         | .800        | Patriot | 10-2         | 1st         | PL Tournament Runner-Up     |
| 2019-20        | 18-12        | .600        | Patriot | 12-6         | 2nd         | PL Tournament Semifinals    |
| 2018-19        | 15-14        | .517        | Patriot | 11-7         | 4th         | PL Tournament Quarterfinals |
| <b>3 years</b> | <b>45-29</b> | <b>.613</b> |         | <b>33-15</b> | <b>.679</b> |                             |

#### Head Coaching Record

| Year     | Record | Pct. | Conf. | Record | Pct. |
|----------|--------|------|-------|--------|------|
| 4th year | 49-41  | .544 |       | 34-20  | .630 |

#### UConn—Assistant Coach

| Year           | Record        | Pct.        | Conf.        | Record      | Place | Postseason         |
|----------------|---------------|-------------|--------------|-------------|-------|--------------------|
| 2017-18        | 36-1          | .973        | 16-0         | 1.000       | 1st   | Final Four         |
| 2016-17        | 26-1          | .963        | 16-0         | 1.000       | 1st   | Final Four         |
| 2015-16        | 28-0          | 1.000       | 18-0         | 1.000       | 1st   | National Champions |
| 2014-15        | 38-1          | .974        | 18-0         | 1.000       | 1st   | National Champions |
| 2013-14        | 40-0          | 1.000       | 18-0         | 1.000       | 1st   | National Champions |
| 2012-13        | 35-4          | .897        | 14-2         | .875        | 2nd   | National Champions |
| 2011-12        | 33-5          | .868        | 13-3         | .813        | 3rd   | Final Four         |
| 2010-11        | 36-2          | .947        | 16-0         | 1.000       | 1st   | Final Four         |
| 2009-10        | 39-0          | 1.000       | 16-0         | 1.000       | 1st   | National Champions |
| <b>9 years</b> | <b>330-14</b> | <b>.959</b> | <b>145-5</b> | <b>.967</b> |       |                    |

2 | KATIE NELSON

Graduate Student | Guard | 5-8  
Falmouth, Mass. | Bishop Feehan | Boston University



Instagram: knelson44



**Honors:** 2021 All-Patriot League First Team ... 2020 All-Patriot League Second Team... 2019 All-Patriot League Third Team... 2018 Patriot League All-Rookie Team... Patriot League Rookie of the Week - Nov. 20, 2017, Nov. 27, 2017... 2018, 2019, 2020 Patriot League Academic Honor Roll

**Of note:** Graduate transfer from Boston University ... started all 103 games at BU and led the team in assists and minutes in each of her four seasons

**2021-22:** Started her first game as a Badger vs. St. Thomas (Nov. 10) ... has started all 16 games ... leads the Big Ten and ranks sixth nationally with 38.0 minutes per game ... ranks sixth on the team with 5.9 points per game ... scored a season-high 17 points vs. Illinois State (Dec. 16) ... added 12 points at Illinois (Jan. 9) ... ties for 18th in the Big Ten with 3.3 assists per game, sharing the team lead ... ranks fifth in the Big Ten with a 2.1 assist-to-turnover ratio ... adds 1.6 steals, which ties for 14th in the Big Ten, and 3.6 rebounds per game ... had a season-high seven rebounds at Colorado (Nov. 28)

GAME-BY-GAME STATISTICS

| Opponent        | Date       | GS | MIN   | Total  |       | 3-Pointers |       | Free throws |       | Rebounds |     |     |     | PF  | A  | TO | BLK | STL | PTS | AVG |     |
|-----------------|------------|----|-------|--------|-------|------------|-------|-------------|-------|----------|-----|-----|-----|-----|----|----|-----|-----|-----|-----|-----|
|                 |            |    |       | FG-FGA | PCT   | 3FG-3FGA   | PCT   | FT-FTA      | PCT   | OFF      | DEF | TOT | AVG |     |    |    |     |     |     |     |     |
| St. Thomas (MN) | 11/10/2021 | *  | 38:30 | 3-8    | .375  | 0-2        | .000  | 0-0         | .000  | 1        | 2   | 3   | 3.0 | 1   | 4  | 4  | 0   | 4   | 6   | 6.0 |     |
| NJIT            | 11/14/2021 | *  | 40:00 | 3-10   | .300  | 2-5        | .400  | 0-0         | .000  | 0        | 0   | 0   | 1.5 | 3   | 6  | 0  | 0   | 3   | 8   | 7.0 |     |
| at Bradley      | 11/19/2021 | *  | 38:37 | 1-6    | .167  | 1-4        | .250  | 0-0         | .000  | 2        | 2   | 4   | 2.3 | 2   | 6  | 0  | 0   | 0   | 3   | 5.7 |     |
| Chicago St.     | 11/22/2021 | *  | 43:56 | 2-10   | .200  | 1-5        | .200  | 3-4         | .750  | 1        | 3   | 4   | 2.8 | 3   | 5  | 1  | 0   | 1   | 8   | 6.3 |     |
| at Milwaukee    | 11/24/2021 | *  | 37:39 | 3-8    | .375  | 1-4        | .250  | 0-0         | .000  | 0        | 1   | 1   | 2.4 | 2   | 1  | 0  | 0   | 1   | 7   | 6.4 |     |
| vs Boise St.    | 11/27/2021 | *  | 29:37 | 1-4    | .250  | 1-2        | .500  | 0-0         | .000  | 1        | 3   | 4   | 2.7 | 0   | 4  | 1  | 0   | 3   | 3   | 5.8 |     |
| at Colorado     | 11/28/2021 | *  | 36:54 | 1-3    | .333  | 0-2        | .000  | 0-0         | .000  | 3        | 4   | 7   | 3.3 | 2   | 3  | 3  | 1   | 0   | 2   | 5.3 |     |
| Virginia Tech   | 12/01/2021 | *  | 38:49 | 1-4    | .250  | 1-3        | .333  | 0-0         | .000  | 1        | 2   | 3   | 3.3 | 1   | 1  | 1  | 0   | 3   | 3   | 5.0 |     |
| at Northwestern | 12/05/2021 | *  | 40:00 | 1-3    | .333  | 1-2        | .500  | 0-0         | .000  | 0        | 5   | 5   | 3.4 | 4   | 1  | 2  | 0   | 3   | 3   | 4.8 |     |
| Michigan        | 12/09/2021 | *  | 28:56 | 1-3    | .333  | 0-1        | .000  | 0-0         | .000  | 1        | 4   | 5   | 3.6 | 2   | 0  | 2  | 0   | 1   | 2   | 4.5 |     |
| Green Bay       | 12/12/2021 | *  | 40:00 | 1-4    | .250  | 1-2        | .500  | 0-0         | .000  | 0        | 3   | 3   | 3.5 | 4   | 4  | 4  | 0   | 0   | 3   | 4.4 |     |
| Illinois St.    | 12/16/2021 | *  | 38:51 | 6-7    | .857  | 5-6        | .833  | 0-0         | .000  | 2        | 4   | 6   | 3.8 | 3   | 5  | 1  | 0   | 0   | 17  | 5.4 |     |
| Indiana         | 01/05/2022 | *  | 36:34 | 0-0    | .000  | 0-0        | .000  | 2-2         | 1.000 | 1        | 3   | 4   | 3.8 | 0   | 4  | 1  | 0   | 2   | 2   | 5.2 |     |
| at Illinois     | 01/09/2022 | *  | 40:00 | 5-12   | .417  | 2-7        | .286  | 0-2         | .000  | 0        | 4   | 4   | 3.8 | 2   | 6  | 1  | 0   | 1   | 12  | 5.6 |     |
| Minnesota       | 01/12/2022 | *  | 40:00 | 2-5    | .400  | 2-4        | .500  | 1-2         | .500  | 0        | 2   | 2   | 3.7 | 1   | 1  | 3  | 0   | 2   | 7   | 5.7 |     |
| at Rutgers      | 01/16/2022 | *  | 39:14 | 3-7    | .429  | 2-5        | .400  | 1-2         | .500  | 1        | 2   | 3   | 3.6 | 2   | 1  | 1  | 1   | 2   | 9   | 5.9 |     |
| Totals          |            |    | 16    | 607:37 | 34-94 | .362       | 20-54 | .370        | 7-12  | .583     | 14  | 44  | 58  | 3.6 | 32 | 52 | 25  | 2   | 26  | 95  | 5.9 |

Player Averages

| Games Played | Minutes/game | Points/game | FG Pct | 3FG Pct | FT Pct | Rebounds/game | Assists/game | Turnovers/game | Assist/Turnover ratio | Steals/game | Blocks/game |
|--------------|--------------|-------------|--------|---------|--------|---------------|--------------|----------------|-----------------------|-------------|-------------|
|--------------|--------------|-------------|--------|---------|--------|---------------|--------------|----------------|-----------------------|-------------|-------------|

CAREER STATISTICS

| SEASON         | TEAM | GP-GS   | MIN/AVG   | Field Goals |      | 3-Point  |      | F-Throws |      | Rebounds |     |     |     | Scoring |     |     |     |     |      |      |
|----------------|------|---------|-----------|-------------|------|----------|------|----------|------|----------|-----|-----|-----|---------|-----|-----|-----|-----|------|------|
|                |      |         |           | FG-FGA      | FG%  | 3FG-3FGA | 3FG% | FT-FTA   | FT%  | OFF      | DEF | TOT | AVG | PF-FO   | A   | TO  | BLK | STL | PTS  | AVG  |
| 2017-18        | BU   | 29-29   | 1010/34.8 | 95-264      | .360 | 55-142   | .387 | 29-43    | .674 | 31       | 72  | 103 | 3.6 | 59-0    | 99  | 117 | 4   | 38  | 274  | 9.4  |
| 2018-19        | BU   | 29-29   | 1100/37.9 | 96-264      | .364 | 51-155   | .329 | 56-69    | .812 | 19       | 72  | 91  | 3.1 | 53-1    | 108 | 95  | 3   | 35  | 299  | 10.3 |
| 2019-20        | BU   | 30-30   | 1183/39.4 | 125-327     | .382 | 56-172   | .326 | 67-91    | .736 | 21       | 80  | 101 | 3.4 | 55-0    | 108 | 89  | 0   | 27  | 373  | 12.4 |
| 2020-21        | BU   | 15-15   | 536/35.7  | 67-140      | .479 | 28-69    | .406 | 18-27    | .667 | 16       | 39  | 55  | 3.7 | 21-0    | 64  | 26  | 1   | 24  | 180  | 12.0 |
| 2021-22        | Wisc | 16-16   | 608/38.0  | 34-94       | .362 | 20-54    | .370 | 7-12     | .583 | 14       | 44  | 58  | 3.6 | 32-0    | 52  | 25  | 2   | 26  | 95   | 5.9  |
| TOTAL FOR Wisc |      | 16-16   | 608/38.0  | 34-94       | .362 | 20-54    | .370 | 7-12     | .583 | 14       | 44  | 58  | 3.6 | 32-0    | 52  | 25  | 2   | 26  | 95   | 5.9  |
| TOTAL          |      | 119-119 | 4437/37.3 | 417-1089    | .383 | 210-592  | .355 | 177-242  | .731 | 101      | 307 | 408 | 3.4 | 220-1   | 431 | 352 | 10  | 150 | 1221 | 10.3 |

Single Game Highs

| Statistic    | Value   |
|--------------|---|
| Points       | 29 vs Northeastern 12/29/19                     |
| Rebounds     | 9 at California 12/07/19, at Lafayette 01/02/20 |
| Assists      | 8 4 times                                       |
| Steals       | 4 9 times                                       |
| Blocks       | 1 10 times                                      |
| FG Made      | 10 at Delaware 11/19/17                         |
| FG Attempts  | 18 vs Holy Cross 01/25/20                       |
| 3FG Made     | 7 vs Dartmouth 12/21/19                         |
| 3FG Attempts | 12 at Harvard 11/21/17, vs Holy Cross 01/25/20  |
| FT Made      | 7 4 times                                       |
| FT Attempts  | 10 at Lafayette 02/07/21                        |



3 | BROOKE SCHRAMEK

Sophomore | Guard | 6-1  
Naperville, Ill. | Benet Academy



Instagram: brooke.schramek3



**Of Note:** Joins notable former Benet athletes that have attended Wisconsin: men’s basketball 2015 National Player of the year Frank Kaminski and women’s basketball alum Jordan Wilson (2002-06) ... sister Emily played basketball at Northern Michigan (2015-18) ... sister Kendal is a senior forward at UW-Oshkosh

**2020-21:** Has played in all 16 games, starting 14 ... averaging 24.3 minutes per game ... started her first game as a Badger vs. St. Thomas (Nov. 10) ... scored a career-high 18 points at Northwestern (Dec. 5) ... ranks fourth on the team with 6.3 points per game ... has scored in double figures in four games ... pulled down a career-high seven rebounds vs. Chicago State (Nov. 22) while adding a career-high three blocks ... tied her career best with seven rebounds vs. Green Bay (Dec. 12) ... averaging 3.4 rebounds per game ... dished off a career-high three assists in three games ... adds 1.5 assists per game ... tied her career-high with two steals vs. Boise State (Nov. 27)

GAME-BY-GAME STATISTICS

| Opponent        | Date       | GS | MIN   | Total  |       | 3-Pointers |      | Free throws |       | Rebounds |     |     |     | PF  | A  | TO | BLK | STL | PTS | AVG |     |
|-----------------|------------|----|-------|--------|-------|------------|------|-------------|-------|----------|-----|-----|-----|-----|----|----|-----|-----|-----|-----|-----|
|                 |            |    |       | FG-FGA | PCT   | 3FG-3FGA   | PCT  | FT-FTA      | PCT   | OFF      | DEF | TOT | AVG |     |    |    |     |     |     |     |     |
| St. Thomas (MN) | 11/10/2021 | *  | 25:09 | 0-5    | .000  | 0-1        | .000 | 0-0         | .000  | 3        | 2   | 5   | 5.0 | 2   | 0  | 0  | 0   | 1   | 0   | 0.0 |     |
| NJIT            | 11/14/2021 | *  | 12:22 | 1-4    | .250  | 0-2        | .000 | 0-0         | .000  | 0        | 2   | 2   | 3.5 | 0   | 0  | 2  | 0   | 0   | 2   | 1.0 |     |
| at Bradley      | 11/19/2021 |    | 09:29 | 0-2    | .000  | 0-0        | .000 | 0-2         | .000  | 2        | 1   | 3   | 3.3 | 0   | 2  | 0  | 0   | 0   | 0   | 0.7 |     |
| Chicago St.     | 11/22/2021 |    | 26:41 | 2-5    | .400  | 0-1        | .000 | 2-4         | .500  | 3        | 4   | 7   | 4.3 | 5   | 1  | 0  | 3   | 1   | 6   | 2.0 |     |
| at Milwaukee    | 11/24/2021 | *  | 27:01 | 3-6    | .500  | 1-3        | .333 | 0-0         | .000  | 1        | 1   | 2   | 3.8 | 4   | 2  | 4  | 0   | 1   | 7   | 3.0 |     |
| vs Boise St.    | 11/27/2021 | *  | 20:01 | 3-5    | .600  | 0-1        | .000 | 2-2         | 1.000 | 2        | 0   | 2   | 3.5 | 4   | 0  | 4  | 0   | 2   | 8   | 3.8 |     |
| at Colorado     | 11/28/2021 | *  | 31:30 | 5-10   | .500  | 1-3        | .333 | 0-1         | .000  | 1        | 3   | 4   | 3.6 | 2   | 3  | 1  | 0   | 1   | 11  | 4.9 |     |
| Virginia Tech   | 12/01/2021 | *  | 22:21 | 1-4    | .250  | 0-1        | .000 | 0-0         | .000  | 0        | 0   | 0   | 3.1 | 5   | 3  | 6  | 1   | 0   | 2   | 4.5 |     |
| at Northwestern | 12/05/2021 | *  | 32:47 | 6-9    | .667  | 1-2        | .500 | 5-7         | .714  | 1        | 3   | 4   | 3.2 | 3   | 2  | 2  | 0   | 0   | 18  | 6.0 |     |
| Michigan        | 12/09/2021 | *  | 27:08 | 4-8    | .500  | 0-2        | .000 | 2-4         | .500  | 1        | 3   | 4   | 3.3 | 5   | 2  | 2  | 1   | 0   | 10  | 6.4 |     |
| Green Bay       | 12/12/2021 | *  | 32:14 | 3-8    | .375  | 2-3        | .667 | 3-4         | .750  | 4        | 3   | 7   | 3.6 | 2   | 1  | 4  | 0   | 0   | 11  | 6.8 |     |
| Illinois St.    | 12/16/2021 | *  | 29:20 | 4-9    | .444  | 0-2        | .000 | 1-1         | 1.000 | 1        | 2   | 3   | 3.6 | 4   | 3  | 3  | 0   | 0   | 9   | 7.0 |     |
| Indiana         | 01/05/2022 | *  | 30:22 | 1-7    | .143  | 1-3        | .333 | 4-4         | 1.000 | 1        | 5   | 6   | 3.8 | 2   | 2  | 1  | 1   | 0   | 7   | 7.0 |     |
| at Illinois     | 01/09/2022 | *  | 16:16 | 1-6    | .167  | 1-4        | .250 | 0-0         | .000  | 2        | 0   | 2   | 3.6 | 1   | 2  | 3  | 0   | 0   | 3   | 6.7 |     |
| Minnesota       | 01/12/2022 | *  | 21:44 | 2-4    | .500  | 0-1        | .000 | 1-2         | .500  | 0        | 3   | 3   | 3.6 | 4   | 1  | 5  | 0   | 1   | 5   | 6.6 |     |
| at Rutgers      | 01/16/2022 | *  | 25:06 | 1-7    | .143  | 0-2        | .000 | 0-0         | .000  | 0        | 1   | 1   | 3.4 | 4   | 0  | 3  | 0   | 0   | 2   | 6.3 |     |
| Totals          |            |    | 14    | 389:33 | 37-99 | .374       | 7-31 | .226        | 20-31 | .645     | 22  | 33  | 55  | 3.4 | 47 | 24 | 40  | 6   | 7   | 101 | 6.3 |

Player Averages

| Games Played | Minutes/game | Points/game | FG Pct | 3FG Pct | FT Pct | Rebounds/game | Assists/game | Turnovers/game | Assist/Turnover ratio | Steals/game | Blocks/game |
|--------------|--------------|-------------|--------|---------|--------|---------------|--------------|----------------|-----------------------|-------------|-------------|
| 16           | 24.3         | 6.3         | 37.4   | 22.6    | 64.5   | 3.4           | 1.5          | 2.5            | 0.6                   | 0.4         | 0.4         |

CAREER STATISTICS

| SEASON TEAM  | GP-GS | MIN/AVG  | Field Goals |      | 3-Point  |      | F-Throws |      | Rebounds |     |     |     | PF-FO | A  | TO | BLK | STL | Scoring |     |
|--------------|-------|----------|-------------|------|----------|------|----------|------|----------|-----|-----|-----|-------|----|----|-----|-----|---------|-----|
|              |       |          | FG-FGA      | FG%  | 3FG-3FGA | 3FG% | FT-FTA   | FT%  | OFF      | DEF | TOT | AVG |       |    |    |     |     | PTS     | AVG |
| 2020-21 Wisc | 21-0  | 337/16.1 | 17-70       | .243 | 7-30     | .233 | 19-32    | .594 | 15       | 23  | 38  | 1.8 | 37-0  | 13 | 22 | 6   | 3   | 60      | 2.9 |
| 2021-22 Wisc | 16-14 | 390/24.3 | 37-99       | .374 | 7-31     | .226 | 20-31    | .645 | 22       | 33  | 55  | 3.4 | 47-3  | 24 | 40 | 6   | 7   | 101     | 6.3 |
| TOTAL        | 37-14 | 727/19.6 | 54-169      | .320 | 14-61    | .230 | 39-63    | .619 | 37       | 56  | 93  | 2.5 | 84-3  | 37 | 62 | 12  | 10  | 161     | 4.4 |

Single Game Highs

| Statistic    | Value   |
|--------------|---|
| Points       | 18 at Northwestern 12/05/21   |
| Rebounds     | 7 vs Chicago St. 11/22/21, vs Green Bay 12/12/21                            |
| Assists      | 3 vs Virginia Tech 12/01/21, vs Illinois St. 12/16/21, at Colorado 11/28/21 |
| Steals       | 2 at Michigan St. 03/06/21, vs Boise St. 11/27/21                           |
| Blocks       | 3 vs Chicago St. 11/22/21   |
| FG Made      | 6 at Northwestern 12/05/21  |
| FG Attempts  | 10 at Colorado 11/28/21   |
| 3FG Made     | 2 at Michigan 12/31/20, vs Green Bay 12/12/21                               |
| 3FG Attempts | 5 vs Iowa 02/28/21  |
| FT Made      | 5 at Michigan St. 03/06/21, at Northwestern 12/05/21                        |
| FT Attempts  | 7 at Iowa 12/05/20, at Northwestern 12/05/21                                |

5 | JULIE POSPÍŠILOVÁ

Junior | Guard | 6-0  
Prague, Czech Republic | Jaroslava Seiferta



Twitter: @Julpospisilova | Instagram: Pospisilovajulia



**Honors:** 2021 Academic All-Big Ten

**Of Note:** First Badger from the Czech Republic ... competed with the Czech National Team for two games at the European Championship in November ... trained with the Czech Senior National team during the summer of 2021 ... played on the Czech Republic Junior National Team for five years, competing in five European Championships, winning gold medals in 2015 and 2018 ... in 2016-17, Pospisilova was part of a student exchange program at Downers Grove North High School in Illinois, where she averaged 13.4 points and 6.1 rebounds per game ... also played for Chicago Hoops Express Nike Blue Star team

**2020-21:** Missed the first two games of the season to play with the Czech National Team in the European Championship ... returned to the lineup at Bradley (Nov. 19) where she started ... has played and started 14 games, averaging 36.0 minutes per game, which ranks second in the Big Ten ... leads the the team with 14.6 points per game ... has scored in double figures all 14 games ... scored a season-high 21 points vs. Michigan (Dec. 9), shooting 8-16 from the field ... dished off a career-high eight assists vs. Boise State (Nov. 27) ... adds 3.9 rebounds, 3.3 assists and 1.6 steals per game ... shares the team and ties for 18th in the Big Ten in assists per game and ties for 14th in steals per game ... had a season-high seven rebounds vs. Boise State (Nov. 27) ... had a season-high three steals in three games

GAME-BY-GAME STATISTICS

| Opponent        | Date       | GS | MIN   | Total  |        | 3-Pointers |       | Free throws |       | Rebounds |     |     |     | PF  | A  | TO | BLK | STL | PTS | AVG  |      |
|-----------------|------------|----|-------|--------|--------|------------|-------|-------------|-------|----------|-----|-----|-----|-----|----|----|-----|-----|-----|------|------|
|                 |            |    |       | FG-FGA | PCT    | 3FG-3FGA   | PCT   | FT-FTA      | PCT   | OFF      | DEF | TOT | AVG |     |    |    |     |     |     |      |      |
| at Bradley      | 11/19/2021 | *  | 38:14 | 7-22   | .318   | 2-6        | .333  | 1-1         | 1.000 | 4        | 4   | 8   | 8.0 | 4   | 6  | 2  | 0   | 2   | 17  | 17.0 |      |
| Chicago St.     | 11/22/2021 | *  | 32:55 | 2-8    | .250   | 1-5        | .200  | 10-14       | .714  | 0        | 0   | 0   | 4.0 | 5   | 2  | 3  | 0   | 1   | 15  | 16.0 |      |
| at Milwaukee    | 11/24/2021 | *  | 39:14 | 8-16   | .500   | 2-5        | .400  | 1-1         | 1.000 | 1        | 1   | 2   | 3.3 | 2   | 5  | 2  | 1   | 3   | 19  | 17.0 |      |
| vs Boise St.    | 11/27/2021 | *  | 33:16 | 5-15   | .333   | 3-7        | .429  | 2-2         | 1.000 | 1        | 6   | 7   | 4.3 | 1   | 8  | 1  | 1   | 0   | 15  | 16.5 |      |
| at Colorado     | 11/28/2021 | *  | 37:14 | 4-12   | .333   | 2-7        | .286  | 0-0         | .000  | 0        | 2   | 2   | 3.8 | 1   | 1  | 5  | 2   | 3   | 10  | 15.2 |      |
| Virginia Tech   | 12/01/2021 | *  | 33:38 | 4-12   | .333   | 1-7        | .143  | 2-2         | 1.000 | 0        | 2   | 2   | 3.5 | 4   | 2  | 1  | 0   | 2   | 11  | 14.5 |      |
| at Northwestern | 12/05/2021 | *  | 36:08 | 4-15   | .267   | 1-9        | .111  | 3-4         | .750  | 0        | 6   | 6   | 3.9 | 1   | 3  | 7  | 0   | 1   | 12  | 14.1 |      |
| Michigan        | 12/09/2021 | *  | 35:09 | 8-16   | .500   | 3-6        | .500  | 2-2         | 1.000 | 2        | 1   | 3   | 3.8 | 1   | 4  | 3  | 0   | 0   | 21  | 15.0 |      |
| Green Bay       | 12/12/2021 | *  | 39:09 | 5-12   | .417   | 2-5        | .400  | 2-4         | .500  | 1        | 5   | 6   | 4.0 | 3   | 5  | 3  | 2   | 2   | 14  | 14.9 |      |
| Illinois St.    | 12/16/2021 | *  | 34:21 | 4-14   | .286   | 2-6        | .333  | 0-0         | .000  | 0        | 3   | 3   | 3.9 | 0   | 2  | 2  | 2   | 1   | 10  | 14.4 |      |
| Indiana         | 01/05/2022 | *  | 30:35 | 6-12   | .500   | 3-7        | .429  | 0-0         | .000  | 1        | 3   | 4   | 3.9 | 4   | 1  | 3  | 0   | 2   | 15  | 14.5 |      |
| at Illinois     | 01/09/2022 | *  | 38:31 | 6-20   | .300   | 2-8        | .250  | 0-0         | .000  | 1        | 2   | 3   | 3.8 | 3   | 1  | 4  | 1   | 2   | 14  | 14.4 |      |
| Minnesota       | 01/12/2022 | *  | 37:28 | 8-21   | .381   | 1-4        | .250  | 1-2         | .500  | 1        | 4   | 5   | 3.9 | 4   | 4  | 1  | 0   | 1   | 18  | 14.7 |      |
| at Rutgers      | 01/16/2022 | *  | 37:49 | 5-12   | .417   | 0-4        | .000  | 3-4         | .750  | 1        | 2   | 3   | 3.9 | 2   | 2  | 2  | 2   | 1   | 13  | 14.6 |      |
| Totals          |            |    | 14    | 503:41 | 76-207 | .367       | 25-86 | .291        | 27-36 | .750     | 13  | 41  | 54  | 3.9 | 35 | 46 | 39  | 10  | 23  | 204  | 14.6 |

| Player Averages |              |             |        |         |        |               |              |                |                       |             |             |
|-----------------|--------------|-------------|--------|---------|--------|---------------|--------------|----------------|-----------------------|-------------|-------------|
| Games Played    | Minutes/game | Points/game | FG Pct | 3FG Pct | FT Pct | Rebounds/game | Assists/game | Turnovers/game | Assist/Turnover ratio | Steals/game | Blocks/game |
| 14              | 36.0         | 14.6        | 36.7   | 29.1    | 75.0   | 3.9           | 3.3          | 2.8            | 1.2                   | 1.6         | 0.7         |

CAREER STATISTICS

| SEASON  | TEAM | GP-GS | MIN/AVG   | Field Goals |      | 3-Point  |      | F-Throws |      | Rebounds |     |     |     | PF-FO | A   | TO  | BLK | STL | Scoring |      |
|---------|------|-------|-----------|-------------|------|----------|------|----------|------|----------|-----|-----|-----|-------|-----|-----|-----|-----|---------|------|
|         |      |       |           | FG-FGA      | FG%  | 3FG-3FGA | 3FG% | FT-FTA   | FT%  | OFF      | DEF | TOT | AVG |       |     |     |     |     | PTS     | AVG  |
| 2019-20 | Wisc | 31-9  | 636/20.5  | 61-175      | .349 | 32-90    | .356 | 3-4      | .750 | 26       | 60  | 86  | 2.8 | 65-2  | 60  | 59  | 15  | 19  | 157     | 5.1  |
| 2020-21 | Wisc | 23-23 | 713/31.0  | 82-201      | .408 | 30-82    | .366 | 10-18    | .556 | 19       | 68  | 87  | 3.8 | 60-1  | 86  | 101 | 27  | 39  | 204     | 8.9  |
| 2021-22 | Wisc | 14-14 | 504/36.0  | 76-207      | .367 | 25-86    | .291 | 27-36    | .750 | 13       | 41  | 54  | 3.9 | 35-1  | 46  | 39  | 10  | 23  | 204     | 14.6 |
| TOTAL   |      | 68-46 | 1853/27.3 | 219-583     | .376 | 87-258   | .337 | 40-58    | .690 | 58       | 169 | 227 | 3.3 | 160-4 | 192 | 199 | 52  | 81  | 565     | 8.3  |

| Single Game Highs |       |   |
|-------------------|-------|---|
| Statistic         | Value |   |
| Points            | 28    | vs Minnesota 01/03/21                         |
| Rebounds          | 9     | at Iowa 12/05/20                              |
| Assists           | 8     | vs Boise St. 11/27/21                         |
| Steals            | 6     | vs Western Ill. 11/29/20                      |
| Blocks            | 4     | vs Valparaiso 12/20/20                        |
| FG Made           | 10    | vs Minnesota 01/03/21                         |
| FG Attempts       | 22    | at Bradley 11/19/21                           |
| 3FG Made          | 5     | vs Valparaiso 12/20/20, vs Minnesota 01/03/21 |
| 3FG Attempts      | 9     | at Northwestern 12/05/21                      |
| FT Made           | 10    | vs Chicago St. 11/22/21                       |
| FT Attempts       | 14    | vs Chicago St. 11/22/21                       |



10 | HALLE DOUGLASS

Freshman | Guard | 6-1  
Lake Forest, Ill. | Lake Forest



Twitter: @halledouglass | Instagram: halledouglass\_



**Of Note:** Parents are both UW graduates ... her father Billy was a guard for the Badgers from 1988-92, serving as team co-captain in 1991-92

**2021-22:** Missed the first two games of the season with a lower leg injury ... has played in 13 games, starting five, averaging 19.0 minutes per game ... scored a then-career-high 10 points at Northwestern (Dec. 5) before upping that to 12 points vs. Illinois State (Dec. 16) ... shot a career-best 71.4% (5-7) from the field vs. the Redbirds ... tied her career high with 12 points vs. Minnesota (Jan. 12), tying her career best with two 3-pointers and hitting 4-4 from the free-throw line ... averaging 4.3 points per game ... shot a career high of 4-4 from the free-throw line vs. Virginia Tech (Dec. 1) ... pulled down a career-high nine rebounds vs. ISU ... averaging 2.9 rebounds per game ... averaging 1.2 assists per game ... dished off a career-high four assists vs. Minnesota and at Rutgers (Jan. 16) ... also had a career-high five steals at Rutgers ... averaging 0.9 steals per game ... tied her career high with one block in three games

GAME-BY-GAME STATISTICS

| Opponent        | Date       | GS | MIN   | Total  |       | 3-Pointers |      | Free throws |       | Rebounds |     |     |     | PF  | A  | TO | BLK | STL | PTS | AVG |     |
|-----------------|------------|----|-------|--------|-------|------------|------|-------------|-------|----------|-----|-----|-----|-----|----|----|-----|-----|-----|-----|-----|
|                 |            |    |       | FG-FGA | PCT   | 3FG-3FGA   | PCT  | FT-FTA      | PCT   | OFF      | DEF | TOT | AVG |     |    |    |     |     |     |     |     |
| at Bradley      | 11/19/2021 |    | 14:00 | 1-3    | .333  | 0-1        | .000 | 0-0         | .000  | 1        | 2   | 3   | 3.0 | 2   | 1  | 1  | 0   | 2   | 2   | 2.0 |     |
| Chicago St.     | 11/22/2021 |    | 05:12 | 0-0    | .000  | 0-0        | .000 | 0-0         | .000  | 0        | 2   | 2   | 2.5 | 3   | 0  | 1  | 1   | 0   | 0   | 1.0 |     |
| vs Boise St.    | 11/27/2021 |    | 03:01 | 0-0    | .000  | 0-0        | .000 | 0-0         | .000  | 0        | 0   | 0   | 1.7 | 0   | 0  | 1  | 0   | 0   | 0   | 0.7 |     |
| at Colorado     | 11/28/2021 |    | 00:40 | 0-0    | .000  | 0-0        | .000 | 0-0         | .000  | 0        | 0   | 0   | 1.3 | 0   | 0  | 0  | 0   | 0   | 0   | 0.5 |     |
| Virginia Tech   | 12/01/2021 |    | 18:12 | 1-4    | .250  | 0-1        | .000 | 4-4         | 1.000 | 0        | 2   | 2   | 1.4 | 3   | 1  | 1  | 1   | 0   | 6   | 1.6 |     |
| at Northwestern | 12/05/2021 |    | 20:27 | 3-6    | .500  | 0-1        | .000 | 4-5         | .800  | 0        | 2   | 2   | 1.5 | 3   | 0  | 0  | 0   | 1   | 10  | 3.0 |     |
| Michigan        | 12/09/2021 |    | 16:32 | 0-3    | .000  | 0-2        | .000 | 0-2         | .000  | 0        | 1   | 1   | 1.4 | 1   | 2  | 1  | 0   | 0   | 0   | 2.6 |     |
| Green Bay       | 12/12/2021 |    | 12:27 | 0-0    | .000  | 0-0        | .000 | 0-0         | .000  | 1        | 1   | 2   | 1.5 | 1   | 1  | 1  | 0   | 0   | 0   | 2.3 |     |
| Illinois St.    | 12/16/2021 | *  | 35:27 | 5-7    | .714  | 2-4        | .500 | 0-1         | .000  | 0        | 9   | 9   | 2.3 | 0   | 1  | 4  | 1   | 1   | 12  | 3.3 |     |
| Indiana         | 01/05/2022 | *  | 29:48 | 4-12   | .333  | 1-6        | .167 | 0-0         | .000  | 0        | 4   | 4   | 2.5 | 2   | 0  | 1  | 0   | 0   | 9   | 3.9 |     |
| at Illinois     | 01/09/2022 | *  | 31:29 | 1-2    | .500  | 0-1        | .000 | 2-2         | 1.000 | 2        | 5   | 7   | 2.9 | 2   | 1  | 1  | 0   | 2   | 4   | 3.9 |     |
| Minnesota       | 01/12/2022 | *  | 28:17 | 3-7    | .429  | 2-3        | .667 | 4-4         | 1.000 | 2        | 2   | 4   | 3.0 | 3   | 4  | 0  | 0   | 1   | 12  | 4.6 |     |
| at Rutgers      | 01/16/2022 | *  | 31:41 | 0-6    | .000  | 0-3        | .000 | 1-2         | .500  | 2        | 0   | 2   | 2.9 | 1   | 4  | 4  | 0   | 5   | 1   | 4.3 |     |
| Totals          |            |    | 5     | 247:12 | 18-50 | .360       | 5-22 | .227        | 15-20 | .750     | 8   | 30  | 38  | 2.9 | 21 | 15 | 16  | 3   | 12  | 56  | 4.3 |

Player Averages

| Games Played | Minutes/ game | Points/ game | FG Pct | 3FG Pct | FT Pct | Rebounds/ game | Assists/ game | Turnovers/ game | Assist/Turnover ratio | Steals/ game | Blocks/ game |
|--------------|---------------|--------------|--------|---------|--------|----------------|---------------|-----------------|-----------------------|--------------|--------------|
| 13           | 19.0          | 4.3          | 36.0   | 22.7    | 75.0   | 2.9            | 1.2           | 1.2             | 0.9                   | 0.9          | 0.2          |

CAREER STATISTICS

| SEASON  | TEAM | GP-GS | MIN/AVG  | Field Goals |      | 3-Point  |      | F-Throws |      | Rebounds |     |     |     | PF   | FO | A  | TO | BLK | STL | Scoring |     |
|---------|------|-------|----------|-------------|------|----------|------|----------|------|----------|-----|-----|-----|------|----|----|----|-----|-----|---------|-----|
|         |      |       |          | FG-FGA      | FG%  | 3FG-3FGA | 3FG% | FT-FTA   | FT%  | OFF      | DEF | TOT | AVG |      |    |    |    |     |     | PTS     | AVG |
| 2020-21 | Wisc | 19-1  | 339/17.8 | 15-53       | .283 | 6-22     | .273 | 10-13    | .769 | 9        | 28  | 37  | 1.9 | 29-0 | 30 | 29 | 4  | 6   | 46  | 2.4     |     |
| 2021-22 | Wisc | 13-5  | 247/19.0 | 18-50       | .360 | 5-22     | .227 | 15-20    | .750 | 8        | 30  | 38  | 2.9 | 21-0 | 15 | 16 | 3  | 12  | 56  | 4.3     |     |
| TOTAL   |      | 32-6  | 586/18.3 | 33-103      | .320 | 11-44    | .250 | 25-33    | .758 | 17       | 58  | 75  | 2.3 | 50-0 | 45 | 45 | 7  | 18  | 102 | 3.2     |     |

Single Game Highs

| Statistic    | Value  |
|--------------|--|
| Points       | 12 vs Illinois St. 12/16/21, vs Minnesota 01/12/22                           |
| Rebounds     | 9 vs Illinois St. 12/16/21   |
| Assists      | 4 vs Northwestern 01/06/21, at Rutgers 01/16/22, vs Minnesota 01/12/22       |
| Steals       | 5 at Rutgers 01/16/22  |
| Blocks       | 1 7 times  |
| FG Made      | 5 vs Illinois St. 12/16/21   |
| FG Attempts  | 12 vs Indiana 01/05/22   |
| 3FG Made     | 2 at Purdue 01/21/21, vs Illinois St. 12/16/21, vs Minnesota 01/12/22        |
| 3FG Attempts | 6 vs Indiana 01/05/22  |
| FT Made      | 4 vs Virginia Tech 12/01/21, at Northwestern 12/05/21, vs Minnesota 01/12/22 |
| FT Attempts  | 5 at Northwestern 12/05/21   |

# 11 | MATY WILKE

Freshman | Guard | 5-10  
Beaver Dam, Wis. | Beaver Dam



Twitter: @MatyWilke | Instagram: matywilke



**Of Note:** Recovering from torn ACL she suffered in December 2020 ... will redshirt the 2021-22 season

**High School:** Three-time first-team all-conference selection ... 2020 Conference Player of the Year ... as a senior, averaged 21.8 points, 8.6 assists, 6.1 rebounds and 4.4 steals per game before getting injured ... as a junior, averaged 16.6 points, 7.4 rebounds, 4.8 assists and 3.6 steals per game ... under coach Tim Chase, led the Golden Beavers to three Division 2 state tournaments, including two state championships 2020 All-State First Team unanimous honors ... also played for the North Tartan EYBL AAU program led by coach Gerard Coury and Bill Larson ... also played softball and participated in golf ... member of the National Honor Society

## GAME-BY-GAME STATISTICS

## CAREER STATISTICS

14 | KRYSTYNA ELLEW

Freshman | Guard | 5-10  
Chicago, Ill. | Taft



Twitter: @KrystynaEllew | Instagram: t.ellew



**2020-21:** Has played in 16 games, starting six, averaging 21.1 minutes per games ... started her first game as a Badger vs. St. Thomas (Nov. 10) ... scored 29 points vs. the Tommies, which ties for fifth on the UW freshman single-game record list and is a Big Ten record for most points scored in a career opener by a women's basketball player ... ranks third on the team with 8.0 points per game ... has scored in double figures in four games ... shooting a team-best 22-25 (88%) from the free-throw line ... shot career bests of 8-8 for the charity stripe vs. St. Thomas and vs. Michigan (Dec. 9) ... adds 3.6 rebounds per game ... recorded a career-high nine rebounds vs. Green Bay (Dec. 12) ... had a career-high two steals vs. Boise State (Nov. 27) and at Rutgers (Jan. 16)

GAME-BY-GAME STATISTICS

| Opponent        | Date       | GS | MIN    | Total  |      | 3-Pointers |      | Free throws |       | Rebounds |     |     |     | PF | A | TO | BLK | STL | PTS | AVG  |
|-----------------|------------|----|--------|--------|------|------------|------|-------------|-------|----------|-----|-----|-----|----|---|----|-----|-----|-----|------|
|                 |            |    |        | FG-15  | PCT  | 3FG-3FGA   | PCT  | FT-FTA      | PCT   | OFF      | DEF | TOT | AVG |    |   |    |     |     |     |      |
| St. Thomas (MN) | 11/10/2021 | *  | 34:47  | 9-15   | .600 | 3-5        | .600 | 8-8         | 1.000 | 2        | 3   | 5   | 5.0 | 2  | 0 | 2  | 1   | 1   | 29  | 29.0 |
| NJIT            | 11/14/2021 | *  | 29:20  | 0-6    | .000 | 0-3        | .000 | 0-0         | .000  | 3        | 4   | 7   | 6.0 | 3  | 1 | 1  | 0   | 0   | 14  | 5.0  |
| at Bradley      | 11/19/2021 | *  | 16:13  | 1-3    | .333 | 1-2        | .500 | 0-0         | .000  | 0        | 1   | 1   | 4.3 | 1  | 0 | 0  | 0   | 0   | 3   | 10.7 |
| Chicago St.     | 11/22/2021 | *  | 16:30  | 1-7    | .143 | 1-3        | .333 | 1-2         | .500  | 0        | 2   | 2   | 3.8 | 2  | 0 | 1  | 0   | 0   | 4   | 9.0  |
| at Milwaukee    | 11/24/2021 |    | 19:27  | 1-5    | .200 | 0-1        | .000 | 2-2         | 1.000 | 2        | 0   | 2   | 3.4 | 3  | 1 | 1  | 0   | 0   | 4   | 8.0  |
| vs Boise St.    | 11/27/2021 |    | 17:21  | 2-7    | .286 | 1-3        | .333 | 0-0         | .000  | 1        | 4   | 5   | 3.7 | 1  | 1 | 0  | 0   | 2   | 5   | 7.5  |
| at Colorado     | 11/28/2021 |    | 16:27  | 1-7    | .143 | 0-5        | .000 | 0-0         | .000  | 0        | 2   | 2   | 3.4 | 2  | 0 | 2  | 0   | 0   | 2   | 6.7  |
| Virginia Tech   | 12/01/2021 |    | 18:56  | 2-6    | .333 | 1-2        | .500 | 2-2         | 1.000 | 0        | 4   | 4   | 3.5 | 1  | 0 | 0  | 0   | 0   | 7   | 6.8  |
| at Northwestern | 12/05/2021 |    | 06:00  | 0-0    | .000 | 0-0        | .000 | 0-0         | .000  | 0        | 1   | 1   | 3.2 | 0  | 1 | 1  | 0   | 0   | 0   | 6.0  |
| Michigan        | 12/09/2021 |    | 26:33  | 4-6    | .667 | 2-4        | .500 | 8-8         | 1.000 | 1        | 5   | 6   | 3.5 | 0  | 0 | 2  | 0   | 0   | 18  | 7.2  |
| Green Bay       | 12/12/2021 | *  | 37:42  | 8-19   | .421 | 5-12       | .417 | 0-0         | .000  | 1        | 8   | 9   | 4.0 | 2  | 0 | 1  | 0   | 0   | 21  | 8.5  |
| Illinois St.    | 12/16/2021 |    | 09:51  | 0-2    | .000 | 0-1        | .000 | 0-0         | .000  | 0        | 3   | 3   | 3.9 | 1  | 0 | 2  | 0   | 0   | 0   | 7.8  |
| Indiana         | 01/05/2022 |    | 19:34  | 2-9    | .222 | 1-5        | .200 | 0-0         | .000  | 0        | 1   | 1   | 3.7 | 2  | 0 | 2  | 0   | 1   | 5   | 7.5  |
| at Illinois     | 01/09/2022 | *  | 26:27  | 3-9    | .333 | 1-4        | .250 | 0-0         | .000  | 1        | 1   | 2   | 3.6 | 3  | 0 | 2  | 0   | 0   | 7   | 7.5  |
| Minnesota       | 01/12/2022 |    | 31:40  | 7-16   | .438 | 4-8        | .500 | 1-3         | .333  | 3        | 3   | 6   | 3.7 | 2  | 1 | 0  | 0   | 1   | 19  | 8.3  |
| at Rutgers      | 01/16/2022 |    | 10:06  | 2-4    | .500 | 0-1        | .000 | 0-0         | .000  | 1        | 1   | 2   | 3.6 | 0  | 0 | 0  | 0   | 2   | 4   | 8.0  |
| Totals          |            | 6  | 336:55 | 43-121 | .355 | 20-59      | .339 | 22-25       | .880  | 15       | 43  | 58  | 3.6 | 25 | 5 | 17 | 1   | 7   | 128 | 8.0  |

Player Averages

| Games Played | Minutes/game | Points/game | FG Pct | 3FG Pct | FT Pct | Rebounds/game | Assists/game | Turnovers/game | Assist/Turnover ratio | Steals/game | Blocks/game |
|--------------|--------------|-------------|--------|---------|--------|---------------|--------------|----------------|-----------------------|-------------|-------------|
| 16           | 21.1         | 8.0         | 35.5   | 33.9    | 88.0   | 3.6           | 0.3          | 1.1            | 0.3                   | 0.4         | 0.1         |

CAREER STATISTICS

|         |      |       | Field Goals |      | 3-Point |      | F-Throws |      | Rebounds |      |     |     |     |     |       |   | Scoring |     |     |     |     |
|---------|------|-------|-------------|------|---------|------|----------|------|----------|------|-----|-----|-----|-----|-------|---|---------|-----|-----|-----|-----|
| SEASON  | TEAM | GP-GS | MIN         | AVG  | FG-FGA  | FG%  | 3FG-3FGA | 3FG% | FT-FTA   | FT%  | OFF | DEF | TOT | AVG | PF-FO | A | TO      | BLK | STL | PTS | AVG |
| 2021-22 | Wisc | 16-6  | 337         | 21.1 | 43-121  | .355 | 20-59    | .339 | 22-25    | .880 | 15  | 43  | 58  | 3.6 | 25-0  | 5 | 17      | 1   | 7   | 128 | 8.0 |
| TOTAL   |      | 16-6  | 337         | 21.1 | 43-121  | .355 | 20-59    | .339 | 22-25    | .880 | 15  | 43  | 58  | 3.6 | 25-0  | 5 | 17      | 1   | 7   | 128 | 8.0 |

Single Game Highs

| Statistic    | Value   |
|--------------|---|
| Points       | 29 vs St. Thomas (MN) 11/10/21                      |
| Rebounds     | 9 vs Green Bay 12/12/21                             |
| Assists      | 1 5 times   |
| Steals       | 2 at Rutgers 01/16/22, vs Boise St. 11/27/21        |
| Blocks       | 1 vs St. Thomas (MN) 11/10/21                       |
| FG Made      | 9 vs St. Thomas (MN) 11/10/21                       |
| FG Attempts  | 19 vs Green Bay 12/12/21                            |
| 3FG Made     | 5 vs Green Bay 12/12/21                             |
| 3FG Attempts | 12 vs Green Bay 12/12/21                            |
| FT Made      | 8 vs St. Thomas (MN) 11/10/21, vs Michigan 12/09/21 |
| FT Attempts  | 8 vs St. Thomas (MN) 11/10/21, vs Michigan 12/09/21 |



20 | SACIA VANDERPOOL

Freshman | Forward | 6-4  
Byron, Minn. | Byron



Twitter: @socialynn | Instagram: socialynn



**Of Note:** Has not played this season due to lower leg injury

**High School:** 3A All-Star ... honorable mention all-state as a senior ... two-time team MVP ... all-conference as a junior and senior ... as a senior, averaged 16.9 points, 9.4 rebounds and 3.0 blocks per game ... scored her 1,000th career point as a senior ... all-area and team captain as a senior ... earned 2021 Academic All State honors ... as a junior, averaged 15.1 points, 9.3 rebounds and 3.0 blocks per game while shooting 55% from the field, 44% from 3-point range and 80% from the free-throw line ... was a four-year letter winner for coach Jeremy Baumbach ... aided the Bears to their first state appearance in 2018 ...honorable mention all-conference as a sophomore ... set school record for most blocks in a game with 13 ... also competed for the FBC The North AAU program, led by coach Tyler Coley ... four-time academic letter winner ... member of both the student council and National Honor Society

GAME-BY-GAME STATISTICS

CAREER STATISTICS

23 | LEXI DUCKETT

RS Sophomore | Guard | 5-11  
Daytona Beach, Fla. | Father Lopez | UNC



Twitter: @L3xxi\_11 | Instagram: lexiduckett



**Of Note:** Transfer from North Carolina in January 2020 ... missed the 2020-21 season with a knee injury

**2021-22:** Has played in 10 games, averaging 7.7 minutes per game ... played her first game as a Badger vs. St. Thomas (Nov. 10) ... scored three points, shooting 1-2 from 3-point range vs. the Tommies ... averaging 1.3 points per game ... played a career-high 30 minutes vs. Chicago State (Nov. 22), tying her career high with six points ... shot a career-best 2-5 from 3-point range vs. the Cougars ... also dished off a career-high two assists vs. CSU ... shot a career-best 2-3 from the free-throw line at Colorado (Nov. 28)

GAME-BY-GAME STATISTICS

| Opponent        | Date       | GS | MIN   | Total  |       | 3-Pointers |      | Free throws |      | Rebounds |     |     |     | PF | A | TO | BLK | STL | PTS | AVG |
|-----------------|------------|----|-------|--------|-------|------------|------|-------------|------|----------|-----|-----|-----|----|---|----|-----|-----|-----|-----|
|                 |            |    |       | FG-FGA | PCT   | 3FG-3FGA   | PCT  | FT-FTA      | PCT  | OFF      | DEF | TOT | AVG |    |   |    |     |     |     |     |
| St. Thomas (MN) | 11/10/2021 |    | 08:48 | 1-3    | .333  | 1-2        | .500 | 0-0         | .000 | 0        | 0   | 0   | 0.0 | 0  | 0 | 0  | 0   | 0   | 3   | 3.0 |
| NJIT            | 11/14/2021 |    | 04:06 | 0-1    | .000  | 0-0        | .000 | 0-0         | .000 | 0        | 0   | 0   | 0.0 | 1  | 0 | 0  | 0   | 0   | 0   | 1.5 |
| at Bradley      | 11/19/2021 |    | 01:23 | 0-0    | .000  | 0-0        | .000 | 0-0         | .000 | 0        | 0   | 0   | 0.0 | 0  | 0 | 0  | 0   | 0   | 0   | 1.0 |
| Chicago St.     | 11/22/2021 |    | 30:07 | 2-5    | .400  | 2-5        | .400 | 0-0         | .000 | 1        | 1   | 2   | 0.5 | 2  | 2 | 0  | 1   | 1   | 6   | 2.3 |
| at Milwaukee    | 11/24/2021 |    | 04:42 | 1-1    | 1.000 | 0-0        | .000 | 0-0         | .000 | 0        | 0   | 0   | 0.4 | 0  | 0 | 0  | 0   | 0   | 2   | 2.2 |
| vs Boise St.    | 11/27/2021 |    | 14:30 | 0-3    | .000  | 0-2        | .000 | 0-0         | .000 | 1        | 0   | 1   | 0.5 | 0  | 0 | 2  | 0   | 0   | 0   | 1.8 |
| at Colorado     | 11/28/2021 |    | 06:42 | 0-1    | .000  | 0-1        | .000 | 2-3         | .667 | 1        | 0   | 1   | 0.6 | 0  | 0 | 1  | 0   | 1   | 2   | 1.9 |
| Virginia Tech   | 12/01/2021 |    | 02:01 | 0-1    | .000  | 0-0        | .000 | 0-0         | .000 | 0        | 0   | 0   | 0.5 | 1  | 0 | 1  | 0   | 0   | 0   | 1.6 |
| Green Bay       | 12/12/2021 |    | 03:54 | 0-0    | .000  | 0-0        | .000 | 0-0         | .000 | 0        | 2   | 2   | 0.7 | 1  | 0 | 1  | 0   | 0   | 0   | 1.4 |
| at Illinois     | 01/09/2022 |    | 00:46 | 0-0    | .000  | 0-0        | .000 | 0-0         | .000 | 0        | 0   | 0   | 0.6 | 0  | 0 | 0  | 0   | 0   | 0   | 1.3 |
| Totals          |            | 0  | 76:59 | 4-15   | .267  | 3-10       | .300 | 2-3         | .667 | 3        | 3   | 6   | 0.6 | 5  | 2 | 5  | 1   | 2   | 13  | 1.3 |

Player Averages

| Games Played | Minutes/ game | Points/ game | FG Pct | 3FG Pct | FT Pct | Rebounds/ game | Assists/ game | Turnovers/ game | Assist/Turnover ratio | Steals/ game | Blocks/ game |
|--------------|---------------|--------------|--------|---------|--------|----------------|---------------|-----------------|-----------------------|--------------|--------------|
| 10           | 7.7           | 1.3          | 26.7   | 30.0    | 66.7   | 0.6            | 0.2           | 0.5             | 0.4                   | 0.2          | 0.1          |

CAREER STATISTICS

| SEASON         | TEAM | GP-GS | MIN/AVG | Field Goals |      | 3-Point  |      | F-Throws |      | Rebounds |     |     |     | Scoring |   |    |     |
|----------------|------|-------|---------|-------------|------|----------|------|----------|------|----------|-----|-----|-----|---------|---|----|-----|
|                |      |       |         | FG-FGA      | FG%  | 3FG-3FGA | 3FG% | FT-FTA   | FT%  | OFF      | DEF | TOT | AVG | PF-FO   | A | TO | BLK |
| 2019-20        | UNC  | 17-0  | 76/4.5  | 6-26        | .231 | 2-10     | .200 | 3-7      | .429 | 4        | 6   | 10  | 0.6 | 10-0    | 1 | 2  | 0   |
| 2021-22        | Wisc | 10-0  | 77/7.7  | 4-15        | .267 | 3-10     | .300 | 2-3      | .667 | 3        | 3   | 6   | 0.6 | 5-0     | 2 | 5  | 1   |
| TOTAL FOR Wisc |      | 10-0  | 77/7.7  | 4-15        | .267 | 3-10     | .300 | 2-3      | .667 | 3        | 3   | 6   | 0.6 | 5-0     | 2 | 5  | 1   |
| TOTAL          |      | 27-0  | 153/5.7 | 10-41       | .244 | 5-20     | .250 | 5-10     | .500 | 7        | 9   | 16  | 0.6 | 15-0    | 3 | 7  | 1   |

Single Game Highs

| Statistic    | Value   |
|--------------|---|
| Points       | 6 vs N.C. Central 12/08/19, vs Chicago St. 11/22/21                   |
| Rebounds     | 4 vs Illinois 12/05/19  |
| Assists      | 2 vs Chicago St. 11/22/21   |
| Steals       | 2 vs N.C. Central 12/08/19  |
| Blocks       | 1 vs Chicago St. 11/22/21   |
| FG Made      | 2 vs N.C. Central 12/08/19, vs UNCW 12/20/19, vs Chicago St. 11/22/21 |
| FG Attempts  | 6 vs N.C. Central 12/08/19  |
| 3FG Made     | 2 vs Chicago St. 11/22/21   |
| 3FG Attempts | 5 vs Chicago St. 11/22/21   |
| FT Made      | 2 at Colorado 11/28/21  |
| FT Attempts  | 3 at Colorado 11/28/21  |

24 | NATALIE LEUZINGER

Sophomore | Guard | 5-8  
Monroe, Wis. | Black Hawk



Twitter: @leuzinger24 | Instagram: natalie\_leuzinger\_424



**2021-22:** Has played in five games, averaging 3.6 minutes per game ... played a season-high 10 minutes at Illinois (Jan. 9) ... scored a career-high three points against the Illini, shooting 1-3 from 3-point range ... also had her first career assist at Illinois.

GAME-BY-GAME STATISTICS

| Opponent     | Date       | GS | MIN   | Total  |      | 3-Pointers |      | Free throws |      | Rebounds |     |     |     | PF | A | TO | BLK | STL | PTS | AVG |
|--------------|------------|----|-------|--------|------|------------|------|-------------|------|----------|-----|-----|-----|----|---|----|-----|-----|-----|-----|
|              |            |    |       | FG-FGA | PCT  | 3FG-3FGA   | PCT  | FT-FTA      | PCT  | OFF      | DEF | TOT | AVG |    |   |    |     |     |     |     |
| vs Boise St. | 11/27/2021 |    | 03:01 | 0-0    | .000 | 0-0        | .000 | 0-0         | .000 | 0        | 0   | 0   | 0.0 | 1  | 0 | 1  | 0   | 0   | 0   | 0.0 |
| at Colorado  | 11/28/2021 |    | 00:40 | 0-0    | .000 | 0-0        | .000 | 0-0         | .000 | 0        | 0   | 0   | 0.0 | 0  | 0 | 0  | 0   | 0   | 0   | 0.0 |
| Indiana      | 01/05/2022 |    | 01:36 | 0-0    | .000 | 0-0        | .000 | 0-0         | .000 | 0        | 0   | 0   | 0.0 | 0  | 0 | 0  | 0   | 0   | 0   | 0.0 |
| at Illinois  | 01/09/2022 |    | 10:25 | 1-3    | .333 | 1-3        | .333 | 0-0         | .000 | 0        | 0   | 0   | 0.0 | 3  | 1 | 0  | 0   | 0   | 3   | 0.8 |
| Minnesota    | 01/12/2022 |    | 02:32 | 0-0    | .000 | 0-0        | .000 | 0-0         | .000 | 0        | 0   | 0   | 0.0 | 0  | 0 | 0  | 0   | 0   | 0   | 0.6 |
| Totals       |            | 0  | 18:14 | 1-3    | .333 | 1-3        | .333 | 0-0         | .000 | 0        | 0   | 0   | 0.0 | 4  | 1 | 1  | 0   | 0   | 3   | 0.6 |

Player Averages

| Games Played | Minutes/game | Points/game | FG Pct | 3FG Pct | FT Pct | Rebounds/game | Assists/game | Turnovers/game | Assist/Turnover ratio | Steals/game | Blocks/game |
|--------------|--------------|-------------|--------|---------|--------|---------------|--------------|----------------|-----------------------|-------------|-------------|
| 5            | 3.6          | 0.6         | 33.3   | 33.3    | 0.0    | 0.0           | 0.2          | 0.2            | 1.0                   | 0.0         | 0.0         |

CAREER STATISTICS

|         |      |       |     | Field Goals |        | 3-Point |          | F-Throws |        | Rebounds |     |     |     |     |     |    |   |    | Scoring |     |     |     |
|---------|------|-------|-----|-------------|--------|---------|----------|----------|--------|----------|-----|-----|-----|-----|-----|----|---|----|---------|-----|-----|-----|
| SEASON  | TEAM | GP-GS | MIN | AVG         | FG-FGA | FG%     | 3FG-3FGA | 3FG%     | FT-FTA | FT%      | OFF | DEF | TOT | AVG | PF  | FO | A | TO | BLK     | STL | PTS | AVG |
| 2020-21 | Wisc | 11-0  | 19  | 1.7         | 0-6    | .000    | 0-2      | .000     | 2-2    | 1.000    | 0   | 0   | 0   | 0.0 | 0-0 | 0  | 0 | 0  | 0       | 0   | 2   | 0.2 |
| 2021-22 | Wisc | 5-0   | 18  | 3.6         | 1-3    | .333    | 1-3      | .333     | 0-0    | .000     | 0   | 0   | 0   | 0.0 | 4-0 | 1  | 1 | 0  | 0       | 0   | 3   | 0.6 |
| TOTAL   |      | 16-0  | 37  | 2.3         | 1-9    | .111    | 1-5      | .200     | 2-2    | 1.000    | 0   | 0   | 0   | 0.0 | 4-0 | 1  | 1 | 0  | 0       | 0   | 5   | 0.3 |

Single Game Highs

| Statistic    | Value                      |
|--------------|----------------------------|
| Points       | 3 at Illinois 01/09/22     |
| Assists      | 1 at Illinois 01/09/22     |
| FG Made      | 1 at Illinois 01/09/22     |
| FG Attempts  | 3 at Illinois 01/09/22     |
| 3FG Made     | 1 at Illinois 01/09/22     |
| 3FG Attempts | 3 at Illinois 01/09/22     |
| FT Made      | 2 at Northwestern 02/20/21 |
| FT Attempts  | 2 at Northwestern 02/20/21 |



30 | SYDNEY HILLIARD

Junior | Guard | 5-11  
Monroe, Wis. | Monroe High School



Twitter: @sydhilliard30 | Instagram: sydneyhilliard



**Honors:** Big Ten Honor Roll, Dec. 21, 2020 ... Big Ten Co-Freshman of the Week, Feb. 3, 2020 ... 2021 Academic All-Big Ten

**2021-22:** Missed the Green Bay (Dec. 12) game due to illness, the Illinois (Jan. 9) game due to injury and played limited time against Minnesota (Jan. 12) due to injury ... has started 13 games, averaging 33.2 minutes per game, ... ranks second on the team with 13.0 points per game, ... has scored in double figures in 12 games ... shooting a season-best 56.2% from the field, which ranks fourth in the Big Ten ... scored a season-high 20 points vs. Chicago State (Nov. 22) ... tied her career best, shooting 8-12 from the free-throw line vs. the Cougars ... leads the team with 4.7 rebounds per game ... pulled down a season-high eight rebounds vs. Virginia Tech (Dec. 1) ... adds 2.5 assists per game ... dished off a season-high seven assists vs. Michigan (Dec. 9) ... leads the team with 1.9 steals per game, tying for third in the B1G ... had a season-high five steals vs. NJIT (Nov. 14)

GAME-BY-GAME STATISTICS

| Opponent        | Date       | GS | MIN    | Total  |       | 3-Pointers |      | Free throws |       | Rebounds |     |     |     | PF | A  | TO | BLK | STL | PTS | AVG  |
|-----------------|------------|----|--------|--------|-------|------------|------|-------------|-------|----------|-----|-----|-----|----|----|----|-----|-----|-----|------|
|                 |            |    |        | FG-FGA | PCT   | 3FG-3FGA   | PCT  | FT-FTA      | PCT   | OFF      | DEF | TOT | AVG |    |    |    |     |     |     |      |
| St. Thomas (MN) | 11/10/2021 | *  | 37:55  | 7-14   | .500  | 0-0        | .000 | 3-3         | 1.000 | 2        | 4   | 6   | 6.0 | 1  | 3  | 2  | 0   | 0   | 17  | 17.0 |
| NJIT            | 11/14/2021 | *  | 39:23  | 8-16   | .500  | 0-0        | .000 | 2-5         | .400  | 2        | 1   | 3   | 4.5 | 4  | 3  | 0  | 0   | 5   | 18  | 17.5 |
| at Bradley      | 11/19/2021 | *  | 33:03  | 8-13   | .615  | 0-0        | .000 | 3-4         | .750  | 4        | 3   | 7   | 5.3 | 5  | 0  | 5  | 0   | 2   | 19  | 18.0 |
| Chicago St.     | 11/22/2021 | *  | 42:24  | 6-15   | .400  | 0-0        | .000 | 8-12        | .667  | 1        | 6   | 7   | 5.8 | 2  | 2  | 2  | 0   | 2   | 20  | 18.5 |
| at Milwaukee    | 11/24/2021 | *  | 29:16  | 6-6    | 1.000 | 0-0        | .000 | 1-3         | .333  | 2        | 4   | 6   | 5.8 | 0  | 1  | 4  | 0   | 1   | 13  | 17.4 |
| vs Boise St.    | 11/27/2021 | *  | 26:51  | 5-9    | .556  | 0-0        | .000 | 1-2         | .500  | 0        | 5   | 5   | 5.7 | 0  | 1  | 1  | 0   | 2   | 11  | 16.3 |
| at Colorado     | 11/28/2021 | *  | 33:19  | 6-8    | .750  | 0-0        | .000 | 0-0         | .000  | 0        | 2   | 2   | 5.1 | 0  | 4  | 3  | 0   | 1   | 12  | 15.7 |
| Virginia Tech   | 12/01/2021 | *  | 33:49  | 6-9    | .667  | 0-0        | .000 | 4-5         | .800  | 2        | 6   | 8   | 5.5 | 4  | 2  | 2  | 0   | 3   | 16  | 15.8 |
| at Northwestern | 12/05/2021 | *  | 34:32  | 0-3    | .000  | 0-0        | .000 | 0-2         | .000  | 0        | 1   | 1   | 5.0 | 3  | 4  | 5  | 0   | 1   | 0   | 14.0 |
| Michigan        | 12/09/2021 | *  | 34:57  | 6-10   | .600  | 0-0        | .000 | 4-5         | .800  | 3        | 4   | 7   | 5.2 | 3  | 7  | 2  | 0   | 1   | 16  | 14.2 |
| Illinois St.    | 12/16/2021 | *  | 36:26  | 8-11   | .727  | 0-0        | .000 | 1-2         | .500  | 1        | 2   | 3   | 5.0 | 4  | 2  | 5  | 0   | 2   | 17  | 14.5 |
| Indiana         | 01/05/2022 | *  | 35:14  | 5-12   | .417  | 0-0        | .000 | 0-0         | .000  | 2        | 0   | 2   | 4.8 | 0  | 4  | 3  | 0   | 3   | 10  | 14.1 |
| Minnesota       | 01/12/2022 | *  | 08:20  | 0-1    | .000  | 0-0        | .000 | 0-0         | .000  | 0        | 3   | 3   | 4.6 | 0  | 1  | 2  | 0   | 1   | 0   | 13.0 |
| at Rutgers      | 01/16/2022 | *  | 38:48  | 6-10   | .600  | 0-0        | .000 | 1-2         | .500  | 2        | 4   | 6   | 4.7 | 1  | 1  | 4  | 0   | 3   | 13  | 13.0 |
| Totals          |            | 14 | 464:18 | 77-137 | .562  | 0-0        | .000 | 28-45       | .622  | 21       | 45  | 66  | 4.7 | 27 | 35 | 40 | 0   | 27  | 182 | 13.0 |

Player Averages

| Games Played | Minutes/game | Points/game | FG Pct | 3FG Pct | FT Pct | Rebounds/game | Assists/game | Turnovers/game | Assist/Turnover ratio | Steals/game | Blocks/game |
|--------------|--------------|-------------|--------|---------|--------|---------------|--------------|----------------|-----------------------|-------------|-------------|
| 14           | 33.2         | 13.0        | 56.2   | 0.0     | 62.2   | 4.7           | 2.5          | 2.9            | 0.9                   | 1.9         | 0.0         |

CAREER STATISTICS

| SEASON  | TEAM | GP-GS | MIN/AVG   | Field Goals |      | 3-Point  |      | F-Throws |      | Rebounds |     |     |     | Scoring |     |     |     |     |     |      |  |
|---------|------|-------|-----------|-------------|------|----------|------|----------|------|----------|-----|-----|-----|---------|-----|-----|-----|-----|-----|------|--|
|         |      |       |           | FG-FGA      | FG%  | 3FG-3FGA | 3FG% | FT-FTA   | FT%  | OFF      | DEF | TOT | AVG | PF-FO   | A   | TO  | BLK | STL | PTS | AVG  |  |
| 2019-20 | Wisc | 29-23 | 792/27.3  | 110-223     | .493 | 7-24     | .292 | 41-69    | .594 | 56       | 82  | 138 | 4.8 | 48-0    | 66  | 60  | 6   | 29  | 268 | 9.2  |  |
| 2020-21 | Wisc | 24-24 | 803/33.4  | 147-307     | .479 | 6-19     | .316 | 71-96    | .740 | 53       | 73  | 126 | 5.3 | 38-0    | 95  | 79  | 4   | 21  | 371 | 15.5 |  |
| 2021-22 | Wisc | 14-14 | 464/33.2  | 77-137      | .562 | 0-0      | .000 | 28-45    | .622 | 21       | 45  | 66  | 4.7 | 27-1    | 35  | 40  | 0   | 27  | 182 | 13.0 |  |
| TOTAL   |      | 67-61 | 2059/30.7 | 334-667     | .501 | 13-43    | .302 | 140-210  | .667 | 130      | 200 | 330 | 4.9 | 113-1   | 196 | 179 | 10  | 77  | 821 | 12.3 |  |

Single Game Highs

| Statistic    | Value   |
|--------------|---|
| Points       | 26 at Iowa 12/05/20                             |
| Rebounds     | 13 at Illinois 02/02/20                         |
| Assists      | 11 vs Minnesota 01/03/21                        |
| Steals       | 6 vs Penn St. 01/04/20                          |
| Blocks       | 3 at Colorado 11/14/19                          |
| FG Made      | 11 at Iowa 12/05/20                             |
| FG Attempts  | 21 vs Illinois 03/09/21                         |
| 3FG Made     | 2 vs Wofford 11/10/19, vs Western Ill. 11/29/20 |
| 3FG Attempts | 4 vs Iowa 01/19/20                              |
| FT Made      | 8 vs Rutgers 12/11/20, vs Chicago St. 11/22/21  |
| FT Attempts  | 12 vs Rutgers 12/11/20, vs Chicago St. 11/22/21 |

40 | TARA STAUFFACHER

Junior | Guard | 5-11  
Columbus, Wis. | Beaver Dam High School



Twitter: @TaraStauffacher | Instagram: tara\_stauffacher



**Honors:** 2021 Academic All-Big Ten

**Of Note:** Earned her first career start at Penn State (Feb. 7, 2021) ... ranked as the No. 1 player in the state of Wisconsin by MaxPreps.com ... scored the most 3-pointers in school history ... aided Beaver Dam High School to three-straight Wisconsin State Championships

**2021-22:** Has played in all 16 games, averaging 12.7 minutes per game ... averaging 2.6 points per game ... had a season-high six points at Colorado (Nov. 28), shooting 2-4 from 3-point range, and vs. Michigan (Dec. 9), shooting 2-3 from behind the arc ... adds 1.8 rebounds per game ... pulled down a season-high five rebounds at Illinois (Jan. 9) ... shooting a season-best 38.1% from the field

GAME-BY-GAME STATISTICS

| Opponent        | Date       | GS | MIN   | Total  |       | 3-Pointers |       | Free throws |       | Rebounds |     |     |     | PF  |    | A | TO | BLK | STL | PTS |     | AVG |
|-----------------|------------|----|-------|--------|-------|------------|-------|-------------|-------|----------|-----|-----|-----|-----|----|---|----|-----|-----|-----|-----|-----|
|                 |            |    |       | FG-FGA | PCT   | 3FG-3FGA   | PCT   | FT-FTA      | PCT   | OFF      | DEF | TOT | AVG |     |    |   |    |     |     |     |     |     |
| St. Thomas (MN) | 11/10/2021 |    | 15:07 | 2-5    | .400  | 0-1        | .000  | 0-0         | .000  | 1        | 0   | 1   | 1.0 | 1   | 1  | 0 | 0  | 0   | 0   | 4   | 4.0 |     |
| NJIT            | 11/14/2021 |    | 23:55 | 2-4    | .500  | 1-3        | .333  | 0-0         | .000  | 1        | 0   | 1   | 1.0 | 1   | 0  | 1 | 0  | 0   | 0   | 5   | 4.5 |     |
| at Bradley      | 11/19/2021 |    | 07:47 | 0-2    | .000  | 0-2        | .000  | 0-0         | .000  | 0        | 3   | 3   | 1.7 | 3   | 0  | 1 | 0  | 0   | 0   | 0   | 3.0 |     |
| Chicago St.     | 11/22/2021 |    | 16:57 | 2-2    | 1.000 | 0-0        | .000  | 0-0         | .000  | 1        | 2   | 3   | 2.0 | 1   | 0  | 0 | 0  | 0   | 1   | 4   | 3.3 |     |
| at Milwaukee    | 11/24/2021 |    | 12:00 | 1-3    | .333  | 0-2        | .000  | 0-0         | .000  | 3        | 1   | 4   | 2.4 | 3   | 2  | 1 | 0  | 0   | 0   | 2   | 3.0 |     |
| vs Boise St.    | 11/27/2021 |    | 16:08 | 1-3    | .333  | 0-2        | .000  | 1-2         | .500  | 3        | 0   | 3   | 2.5 | 2   | 0  | 0 | 0  | 0   | 0   | 3   | 3.0 |     |
| at Colorado     | 11/28/2021 |    | 12:42 | 2-4    | .500  | 2-4        | .500  | 0-0         | .000  | 0        | 1   | 1   | 2.3 | 1   | 1  | 1 | 0  | 0   | 0   | 6   | 3.4 |     |
| Virginia Tech   | 12/01/2021 |    | 08:19 | 0-1    | .000  | 0-0        | .000  | 0-0         | .000  | 0        | 2   | 2   | 2.3 | 1   | 0  | 0 | 0  | 0   | 0   | 0   | 3.0 |     |
| at Northwestern | 12/05/2021 |    | 00:43 | 0-0    | .000  | 0-0        | .000  | 0-0         | .000  | 0        | 0   | 0   | 2.0 | 0   | 0  | 0 | 0  | 0   | 0   | 0   | 2.7 |     |
| Michigan        | 12/09/2021 |    | 09:57 | 2-4    | .500  | 2-3        | .667  | 0-0         | .000  | 0        | 1   | 1   | 1.9 | 3   | 0  | 0 | 0  | 0   | 0   | 6   | 3.0 |     |
| Green Bay       | 12/12/2021 |    | 15:12 | 0-1    | .000  | 0-1        | .000  | 0-0         | .000  | 1        | 2   | 3   | 2.0 | 1   | 0  | 4 | 0  | 0   | 3   | 0   | 2.7 |     |
| Illinois St.    | 12/16/2021 |    | 15:44 | 1-2    | .500  | 1-1        | 1.000 | 2-2         | 1.000 | 0        | 1   | 1   | 1.9 | 0   | 1  | 0 | 0  | 0   | 1   | 5   | 2.9 |     |
| Indiana         | 01/05/2022 |    | 04:52 | 0-1    | .000  | 0-0        | .000  | 0-0         | .000  | 0        | 0   | 0   | 1.8 | 1   | 1  | 0 | 0  | 0   | 0   | 0   | 2.7 |     |
| at Illinois     | 01/09/2022 |    | 25:35 | 1-4    | .250  | 0-3        | .000  | 0-0         | .000  | 1        | 4   | 5   | 2.0 | 1   | 1  | 2 | 0  | 0   | 0   | 2   | 2.6 |     |
| Minnesota       | 01/12/2022 |    | 14:48 | 1-4    | .250  | 0-2        | .000  | 0-0         | .000  | 1        | 0   | 1   | 1.9 | 0   | 1  | 0 | 0  | 0   | 0   | 2   | 2.6 |     |
| at Rutgers      | 01/16/2022 |    | 02:52 | 1-2    | .500  | 1-1        | 1.000 | 0-0         | .000  | 0        | 0   | 0   | 1.8 | 0   | 0  | 0 | 0  | 0   | 0   | 3   | 2.6 |     |
| Totals          |            |    | 0     | 202:38 | 16-42 | .381       | 7-25  | .280        | 3-4   | .750     | 12  | 17  | 29  | 1.8 | 19 | 8 | 10 | 0   | 5   | 42  | 2.6 |     |

| Player Averages |              |             |        |         |        |               |              |                |                       |             |             |
|-----------------|--------------|-------------|--------|---------|--------|---------------|--------------|----------------|-----------------------|-------------|-------------|
| Games Played    | Minutes/game | Points/game | FG Pct | 3FG Pct | FT Pct | Rebounds/game | Assists/game | Turnovers/game | Assist/Turnover ratio | Steals/game | Blocks/game |
| 16              | 12.7         | 2.6         | 38.1   | 28.0    | 75.0   | 1.8           | 0.5          | 0.6            | 0.8                   | 0.3         | 0.0         |

CAREER STATISTICS

| SEASON  | TEAM | GP-GS | MIN/AVG  | Field Goals |      | 3-Point  |      | F-Throws |      | Rebounds |     |     |     | PF-FO |     | A  | TO | BLK | STL | Scoring |  |
|---------|------|-------|----------|-------------|------|----------|------|----------|------|----------|-----|-----|-----|-------|-----|----|----|-----|-----|---------|--|
|         |      |       |          | FG-FGA      | FG%  | 3FG-3FGA | 3FG% | FT-FTA   | FT%  | OFF      | DEF | TOT | AVG | PTS   | AVG |    |    |     |     |         |  |
| 2019-20 | Wisc | 30-0  | 345/11.5 | 18-57       | .316 | 6-28     | .214 | 21-25    | .840 | 19       | 36  | 55  | 1.8 | 30-0  | 13  | 15 | 0  | 5   | 63  | 2.1     |  |
| 2020-21 | Wisc | 24-3  | 398/16.6 | 21-66       | .318 | 14-47    | .298 | 9-12     | .750 | 13       | 32  | 45  | 1.9 | 31-0  | 6   | 13 | 2  | 5   | 65  | 2.7     |  |
| 2021-22 | Wisc | 16-0  | 203/12.7 | 16-42       | .381 | 7-25     | .280 | 3-4      | .750 | 12       | 17  | 29  | 1.8 | 19-0  | 8   | 10 | 0  | 5   | 42  | 2.6     |  |
| TOTAL   |      | 70-3  | 946/13.5 | 55-165      | .333 | 27-100   | .270 | 33-41    | .805 | 44       | 85  | 129 | 1.8 | 80-0  | 27  | 38 | 2  | 15  | 170 | 2.4     |  |

| Single Game Highs |       |  |
|-------------------|-------|--|
| Statistic         | Value |  |
| Points            | 9     | vs North Dakota 12/13/20   |
| Rebounds          | 10    | vs Eastern Ill. 11/26/19   |
| Assists           | 2     | 4 times  |
| Steals            | 3     | vs Green Bay 12/12/21  |
| Blocks            | 1     | vs Indiana 02/24/21, vs Northwestern 01/06/21                            |
| FG Made           | 3     | vs Eastern Ill. 11/26/19, at Penn St. 02/07/21, vs North Dakota 12/13/20 |
| FG Attempts       | 7     | vs North Florida 11/05/19  |
| 3FG Made          | 3     | vs North Dakota 12/13/20   |
| 3FG Attempts      | 5     | vs Michigan 01/14/21, vs North Dakota 12/13/20                           |
| FT Made           | 4     | vs Ball St. 11/29/19   |
| FT Attempts       | 4     | vs Milwaukee 11/17/19, vs Ball St. 11/29/19, at Nebraska 01/28/21        |

41

SARA STAPLETON

Junior | Forward/Center | 6-3  
Blaine, Minn. | Centennial High School



Twitter: @StapletonSara | Instagram: sarastapletonn



**Honors:** 2021 Academic All-Big Ten

**Of Note:** Ranked No. 24 among post players by Prospect Nation ... also ranked as the No. 18 post by ESPN Hoop Gurlz ... member of the 2019 Minnesota State Class AAAA All-Tournament team ... named to the 2018-19 Minnesota Miss Basketball Watch List by Breakdown Sports ... named to the all-tournament team at the 2017 Battle in the Boro and 2017 USJN Windy City

**2021-22:** Has played in 15 games, starting 11, averaging 18.2 minutes per game ... tied her career high with 16 points vs. NJIT (Nov. 14), shooting 60% (6-10) from the field ... added 15 points vs. Virginia Tech (Dec. 1) ... shot career highs of 5-5 from the free-throw line vs. the Hokies ... hit 4-4 from the charity stripe at Rutgers (Jan. 16) ... ranks fifth on the team with 6.3 points per game ... averages 3.3 rebounds per game ... had a season-high six rebounds in two games ... had a career-high three steals at Bradley (Nov. 19) ... had a season-high two blocks in four games ... leads the team and ties for 12th in the Big Ten with 0.9 blocks per game

GAME-BY-GAME STATISTICS

| Opponent        | Date       | GS | MIN    | Total  |      | 3-Pointers |      | Free throws |       | Rebounds |     |     |     | PF | A | TO | BLK | STL | PTS | AVG |
|-----------------|------------|----|--------|--------|------|------------|------|-------------|-------|----------|-----|-----|-----|----|---|----|-----|-----|-----|-----|
|                 |            |    |        | FG-FGA | PCT  | 3FG-3FGA   | PCT  | FT-FTA      | PCT   | OFF      | DEF | TOT | AVG |    |   |    |     |     |     |     |
| St. Thomas (MN) | 11/10/2021 | *  | 12:03  | 0-1    | .000 | 0-0        | .000 | 1-2         | .500  | 0        | 2   | 2   | 2.0 | 3  | 0 | 2  | 0   | 0   | 1   | 1.0 |
| NJIT            | 11/14/2021 | *  | 29:26  | 6-10   | .600 | 0-0        | .000 | 4-5         | .800  | 2        | 4   | 6   | 4.0 | 2  | 1 | 6  | 1   | 1   | 16  | 8.5 |
| at Bradley      | 11/19/2021 | *  | 24:33  | 4-9    | .444 | 0-0        | .000 | 0-0         | .000  | 2        | 3   | 5   | 4.3 | 4  | 0 | 2  | 1   | 3   | 8   | 8.3 |
| Chicago St.     | 11/22/2021 | *  | 06:19  | 0-2    | .000 | 0-0        | .000 | 0-0         | .000  | 1        | 0   | 1   | 3.5 | 2  | 0 | 1  | 0   | 0   | 0   | 6.3 |
| at Milwaukee    | 11/24/2021 | *  | 15:59  | 3-6    | .500 | 0-0        | .000 | 3-4         | .750  | 1        | 3   | 4   | 3.6 | 5  | 1 | 4  | 0   | 0   | 9   | 6.8 |
| vs Boise St.    | 11/27/2021 | *  | 21:58  | 3-7    | .429 | 0-0        | .000 | 1-4         | .250  | 1        | 2   | 3   | 3.5 | 2  | 0 | 1  | 1   | 0   | 7   | 6.8 |
| at Colorado     | 11/28/2021 | *  | 17:18  | 3-5    | .600 | 0-0        | .000 | 0-0         | .000  | 1        | 3   | 4   | 3.6 | 5  | 0 | 2  | 0   | 1   | 6   | 6.7 |
| Virginia Tech   | 12/01/2021 | *  | 23:54  | 5-7    | .714 | 0-0        | .000 | 5-5         | 1.000 | 2        | 3   | 5   | 3.8 | 4  | 0 | 2  | 0   | 0   | 15  | 7.8 |
| at Northwestern | 12/05/2021 | *  | 29:23  | 2-7    | .286 | 0-0        | .000 | 2-2         | 1.000 | 2        | 4   | 6   | 4.0 | 4  | 1 | 5  | 2   | 0   | 6   | 7.6 |
| Michigan        | 12/09/2021 | *  | 20:48  | 4-8    | .500 | 0-0        | .000 | 0-1         | .000  | 1        | 3   | 4   | 4.0 | 5  | 1 | 1  | 2   | 0   | 8   | 7.6 |
| Green Bay       | 12/12/2021 | *  | 19:22  | 1-4    | .250 | 0-0        | .000 | 2-2         | 1.000 | 2        | 1   | 3   | 3.9 | 2  | 0 | 2  | 2   | 0   | 4   | 7.3 |
| Indiana         | 01/05/2022 |    | 11:25  | 2-3    | .667 | 0-0        | .000 | 1-3         | .333  | 0        | 0   | 0   | 3.6 | 3  | 0 | 2  | 0   | 0   | 5   | 7.1 |
| at Illinois     | 01/09/2022 |    | 10:32  | 1-2    | .500 | 0-0        | .000 | 0-0         | .000  | 1        | 2   | 3   | 3.5 | 1  | 0 | 2  | 1   | 0   | 2   | 6.7 |
| Minnesota       | 01/12/2022 |    | 15:12  | 1-3    | .333 | 0-0        | .000 | 1-2         | .500  | 2        | 0   | 2   | 3.4 | 4  | 0 | 1  | 2   | 0   | 3   | 6.4 |
| at Rutgers      | 01/16/2022 |    | 14:24  | 0-0    | .000 | 0-0        | .000 | 4-4         | 1.000 | 0        | 1   | 1   | 3.3 | 1  | 0 | 0  | 1   | 0   | 4   | 6.3 |
| Totals          |            | 11 | 272:35 | 35-74  | .473 | 0-0        | .000 | 24-34       | .706  | 18       | 31  | 49  | 3.3 | 47 | 4 | 33 | 13  | 5   | 94  | 6.3 |

Player Averages

| Games Played | Minutes/game | Points/game | FG Pct | 3FG Pct | FT Pct | Rebounds/game | Assists/game | Turnovers/game | Assist/Turnover ratio | Steals/game | Blocks/game |
|--------------|--------------|-------------|--------|---------|--------|---------------|--------------|----------------|-----------------------|-------------|-------------|
| 15           | 18.2         | 6.3         | 47.3   | 0.0     | 70.6   | 3.3           | 0.3          | 2.2            | 0.1                   | 0.3         | 0.9         |

CAREER STATISTICS

| SEASON  | TEAM | GP-GS | MIN/AVG  | Field Goals |      | 3-Point  |      | F-Throws |      | Rebounds |     |     |     | Scoring |    |    |     |     |     |     |
|---------|------|-------|----------|-------------|------|----------|------|----------|------|----------|-----|-----|-----|---------|----|----|-----|-----|-----|-----|
|         |      |       |          | FG-FGA      | FG%  | 3FG-3FGA | 3FG% | FT-FTA   | FT%  | OFF      | DEF | TOT | AVG | PF-FO   | A  | TO | BLK | STL | PTS | AVG |
| 2019-20 | Wisc | 21-0  | 131/6.2  | 19-39       | .487 | 0-0      | .000 | 11-18    | .611 | 16       | 22  | 38  | 1.8 | 19-0    | 2  | 13 | 12  | 3   | 49  | 2.3 |
| 2020-21 | Wisc | 21-18 | 379/18.1 | 60-127      | .472 | 0-0      | .000 | 17-22    | .773 | 29       | 54  | 83  | 4.0 | 53-0    | 12 | 29 | 17  | 7   | 137 | 6.5 |
| 2021-22 | Wisc | 15-11 | 273/18.2 | 35-74       | .473 | 0-0      | .000 | 24-34    | .706 | 18       | 31  | 49  | 3.3 | 47-3    | 4  | 33 | 13  | 5   | 94  | 6.3 |
| TOTAL   |      | 57-29 | 783/13.7 | 114-240     | .475 | 0-0      | .000 | 52-74    | .703 | 63       | 107 | 170 | 3.0 | 119-3   | 18 | 75 | 42  | 15  | 280 | 4.9 |

Single Game Highs

| Statistic   | Value   |
|-------------|---|
| Points      | 16 vs North Dakota 12/13/20, vs NJIT 11/14/21                           |
| Rebounds    | 11 vs Western Ill. 11/29/20   |
| Assists     | 2 at Minnesota 02/14/21, at Nebraska 01/28/21, vs North Dakota 12/13/20 |
| Steals      | 3 at Bradley 11/19/21   |
| Blocks      | 3 at Penn St. 02/07/21  |
| FG Made     | 8 vs North Dakota 12/13/20  |
| FG Attempts | 15 vs Ohio St. 02/10/21   |
| FT Made     | 5 vs Virginia Tech 12/01/21   |
| FT Attempts | 5 vs NJIT 11/14/21, vs Virginia Tech 12/01/21                           |



## 2021-22 Record . . .

|   |      |
|---|------|
| Overall:                                | 4-12 |
| Home:                                   | 2-7  |
| Away:                                   | 1-5  |
| Neutral:                                | 1-0  |
| Leads at halftime:                      | 3-1  |
| Trails at halftime:                     | 1-8  |
| Tied at halftime:                       | 0-2  |
| Against AP-ranked opponents:            | 0-1  |
| Against unranked teams:                 | 4-10 |
| Big Ten:                                | 1-5  |
| Leads at halftime:                      | 0-0  |
| Trails at halftime:                     | 1-5  |
| Against AP-ranked opponents:            | 0-2  |
| Against unranked teams:                 | 1-3  |
| More field goals than opponent:         | 3-1  |
| Fewer field goals than opponent:        | 1-11 |
| Higher FG % than opponent:              | 3-3  |
| Lower FG % than opponent:               | 1-8  |
| Same FG % as opponent:                  | 0-1  |
| More 3-pt field goals than opponent:    | 2-1  |
| Fewer 3-pt field goals than opponent:   | 1-8  |
| Same 3-pt field goals as opponents:     | 0-3  |
| Higher 3-pt FG % than opponent:         | 3-1  |
| Lower 3-pt FG % than opponent:          | 1-9  |
| More free throws than opponent:         | 2-2  |
| Fewer free throws than opponent:        | 1-9  |
| Same free throws as opponent:           | 1-1  |
| Higher FT % than opponent:              | 3-1  |
| Lower FT % than opponent:               | 1-10 |
| Same FT % as opponent:                  | 0-1  |
| More rebounds than opponent:            | 2-12 |
| Fewer rebounds than opponent:           | 1-9  |
| Same rebounds as opponent:              | 1-1  |
| More fouls than opponent:               | 1-7  |
| Fewer fouls than opponent:              | 3-2  |
| Same fouls as opponent:                 | 0-3  |
| More turnovers than opponent:           | 1-8  |
| Fewer turnovers than opponent:          | 3-3  |
| Same turnovers as opponent:             | 0-1  |
| Scores 80-plus points:                  | 0-1  |
| Scores 70-79 points:                    | 1-0  |
| Scores 60-69 points:                    | 2-4  |
| Scores 50-59 points:                    | 0-4  |
| Scores less than 50 points:             | 1-3  |
| Allows 80-plus points:                  | 0-2  |
| Allows 70-79 points:                    | 0-4  |
| Allows 60-69 points:                    | 1-5  |
| Allows less than 60 points:             | 3-0  |
| UW shot 40% or better from field:       | 2-4  |
| UW shot less than 40% from field:       | 2-8  |
| Opponent shot 40% or better from field: | 3-9  |
| Opponent shot less than 40% from field: | 1-3  |
| UW bench outscored opponents' bench:    | 3-4  |
| Opponent bench outscored UW's bench:    | 1-5  |
| On Sunday:                              | 1-4  |
| On Monday:                              | 0-1  |
| On Wednesday:                           | 1-3  |
| On Thursday:                            | 1-1  |
| On Friday:                              | 0-1  |
| On Saturday:                            | 1-0  |

### Games are decided by:

|                                       |     |
|---------------------------------------|-----|
| Five points or less:                  | 1-0 |
| Six to 10 points:                     | 0-3 |
| More than 10 points:                  | 3-9 |
| No player scores in double digits:    | 0-0 |
| One player scores in double digits:   | 0-0 |
| Two players score in double digits:   | 3-5 |
| Three players score in double digits: | 0-4 |
| Four players score in double digits:  | 1-0 |
| Longest win streak:                   | 1   |
| Current win streak:                   | 1   |
| Longest losing streak:                | 5   |
| Current losing streak:                | 0   |

## Charting the Badgers

### GAMES PLAYED

|                   | 2017-18 | 2018-19 | 2019-20 | 2020-21 | 2021-22 | Total  | Current Streak | Longest Streak |
|-------------------|---------|---------|---------|---------|---------|--------|----------------|----------------|
| Katie Nelson      | 29^     | 29^     | 30^     | 15^     | 16      | 119/16 | 119/16         | 119/16         |
| Tara Stauffacher  | —       | —       | 30      | 24      | 16      | 70     | 37             | 37             |
| Julie Pospíšilová | —       | —       | 31      | 23      | 14      | 68     | 14             | 44             |
| Sydney Hilliard   | —       | —       | 29      | 24      | 14      | 67     | 2              | 58             |
| Sara Stapleton    | —       | —       | 21      | 21      | 15      | 57     | 4              | 25             |
| Brooke Schramek   | —       | —       | —       | 21      | 16      | 37     | 33             | 33             |
| Halle Douglass    | —       | —       | —       | 19      | 13      | 32     | 13             | 15             |
| Lexi Duckett      | —       | —       | —       | 17 #    | 10      | 27     | 0              | 8              |
| Krystyna Ellew    | —       | —       | —       | —       | 16      | 16     | 16             | 16             |
| Natalie Leuzinger | —       | —       | —       | 11      | 5       | 16     | 0              | 3              |

### GAMES STARTED

|                   | 2017-18 | 2018-19 | 2019-20 | 2020-21 | 2021-22 | Total  | Current Streak | Longest Streak |
|-------------------|---------|---------|---------|---------|---------|--------|----------------|----------------|
| Katie Nelson      | 29^     | 29^     | 30^     | 15^     | 16      | 119/16 | 119/16         | 119/16         |
| Sydney Hilliard   | —       | —       | 23      | 24      | 14      | 61     | 2              | 55             |
| Julie Pospíšilová | —       | —       | 9       | 23      | 14      | 45     | 13             | 13             |
| Sara Stapleton    | —       | —       | 0       | 18      | 11      | 29     | 0              | 16             |
| Brooke Schramek   | —       | —       | —       | 0       | 14      | 14     | 12             | 12             |
| Krystyna Ellew    | —       | —       | —       | —       | 6       | 6      | 1              | 4              |
| Halle Douglass    | —       | —       | —       | 1       | 5       | 6      | 5              | 5              |
| Tara Stauffacher  | —       | —       | 0       | 3       | 0       | 3      | 0              | 2              |

### DOUBLE-DIGIT SCORING

|                   | 2017-18 | 2018-19 | 2019-20 | 2020-21 | 2021-22 | Total | Current Streak | Longest Streak |
|-------------------|---------|---------|---------|---------|---------|-------|----------------|----------------|
| Katie Nelson      | 11^     | 15^     | 22^     | 9^      | 2       | 49    | 0              | 6              |
| Sydney Hilliard   | —       | —       | 12      | 18      | 12      | 42    | 1              | 10             |
| Julie Pospíšilová | —       | —       | 4       | 6       | 14      | 24    | 15             | 15             |
| Sara Stapleton    | —       | —       | 0       | 5       | 2       | 7     | 0              | 2              |
| Brooke Schramek   | —       | —       | —       | 0       | 4       | 4     | 0              | 3              |
| Krystyna Ellew    | —       | —       | —       | —       | 4       | 4     | 0              | 2              |
| Halle Douglass    | —       | —       | —       | 0       | 3       | 3     | 0              | 1              |

### 20+ SCORING

|                   | 2017-18 | 2018-19 | 2019-20 | 2020-21 | 2021-22 | Total | Current Streak | Longest Streak |
|-------------------|---------|---------|---------|---------|---------|-------|----------------|----------------|
| Katie Nelson      | 1^      | 3^      | 4^      | 2^      | 0       | 9     | 0              | 2              |
| Sydney Hilliard   | —       | —       | 1       | 7       | 1       | 9     | 0              | 3              |
| Julie Pospíšilová | —       | —       | 0       | 3       | 0       | 3     | 0              | 1              |
| Krystyna Ellew    | —       | —       | —       | —       | 1       | 1     | 0              | 1              |

### DOUBLE-DIGIT REBOUNDING

|                  | 2017-18 | 2018-19 | 2019-20 | 2020-21 | 2021-22 | Total | Current Streak | Longest Streak |
|------------------|---------|---------|---------|---------|---------|-------|----------------|----------------|
| Sydney Hilliard  | —       | —       | 2       | 0       | 0       | 2     | 0              | 1              |
| Sara Stapleton   | —       | —       | 0       | 1       | 0       | 1     | 0              | 1              |
| Tara Stauffacher | —       | —       | 1       | 0       | 0       | 1     | 0              | 1              |

— Did not compete that season

Career/UW Totals

^ at Boston University

# at North Carolina

## LED TEAM IN SCORING

|                   | 2017-18 | 2018-19 | 2019-20 | 2020-21 | 2021-22 | Total |
|-------------------|---------|---------|---------|---------|---------|-------|
| Katie Nelson      | 7^      | 7^      | 8^      | 4^      | 1       | 20    |
| Sydney Hilliard   | —       | —       | 2       | 11      | 7       | 20    |
| Julie Pospíšilová | —       | —       | 2       | 3       | 6       | 11    |
| Krystyna Ellew    | —       | —       | —       | —       | 3       | 3     |
| Brooke Schramek   | —       | —       | —       | 1       | 1       | 2     |

## LED TEAM IN REBOUNDING

|                   | 2017-18 | 2018-19 | 2019-20 | 2020-21 | 2021-22 | Total |
|-------------------|---------|---------|---------|---------|---------|-------|
| Sydney Hilliard   | —       | —       | 3       | 4       | 6       | 13    |
| Katie Nelson      | 2^      | 0^      | 2^      | 1^      | 1       | 6     |
| Julie Pospíšilová | —       | —       | 1       | 2       | 2       | 6     |
| Halle Douglass    | —       | —       | —       | 0       | 2       | 2     |
| Sara Stapleton    | —       | —       | 0       | 2       | 1       | 2     |
| Krystyna Ellew    | —       | —       | —       | —       | 2       | 2     |
| Tara Stauffacher  | —       | —       | 1       | 0       | 0       | 1     |
| Brooke Schramek   | —       | —       | —       | 0       | 1       | 1     |

## LED TEAM IN ASSISTS

|                   | 2017-18 | 2018-19 | 2019-20 | 2020-21 | 2021-22 | Total |
|-------------------|---------|---------|---------|---------|---------|-------|
| Katie Nelson      | 15^     | 23^     | 16^     | 11^     | 7       | 82    |
| Sydney Hilliard   | —       | —       | 6       | 11      | 4       | 21    |
| Julie Pospíšilová | —       | —       | 5       | 10      | 5       | 20    |
| Halle Douglass    | —       | —       | —       | 1       | 2       | 3     |
| Sara Stapleton    | —       | —       | 0       | 1       | 0       | 1     |
| Brooke Schramek   | —       | —       | —       | 0       | 1       | 1     |

## LED TEAM IN STEALS

|                   | 2017-18 | 2018-19 | 2019-20 | 2020-21 | 2021-22 | Total |
|-------------------|---------|---------|---------|---------|---------|-------|
| Katie Nelson      | 10^     | 12^     | 8^      | 7^      | 6       | 43    |
| Sydney Hilliard   | —       | —       | 10      | 5       | 6       | 21    |
| Julie Pospíšilová | —       | —       | 6       | 10      | 3       | 19    |
| Tara Stauffacher  | —       | —       | 2       | 1       | 1       | 4     |
| Sara Stapleton    | —       | —       | 0       | 2       | 1       | 3     |
| Halle Douglass    | —       | —       | —       | 1       | 2       | 3     |

## LED TEAM IN BLOCKS

|                   | 2017-18 | 2018-19 | 2019-20 | 2020-21 | 2021-22 | Total |
|-------------------|---------|---------|---------|---------|---------|-------|
| Julie Pospíšilová | —       | —       | 5       | 9       | 7       | 21    |
| Sara Stapleton    | —       | —       | 4       | 6       | 7       | 17    |
| Katie Nelson      | 2^      | 1^      | 0^      | 0^      | 1       | 4     |
| Halle Douglass    | —       | —       | —       | 2       | 1       | 3     |
| Sydney Hilliard   | —       | —       | 2       | 1       | 0       | 3     |
| Brooke Schramek   | —       | —       | —       | 0       | 3       | 3     |
| Tara Stauffacher  | —       | —       | —       | 1       | 0       | 1     |
| Krystyna Ellew    | —       | —       | —       | —       | 1       | 1     |

— Did not compete that season

Includes ties

^ at Boston University

## CAREER DOUBLE-DOUBLES

## Sydney Hilliard (Career—2/2020-21—1)

21 points, 11 assists vs. Minnesota, 1/3/21

15 points, 11 rebounds vs. Prairie View, 12/20/19

## Sara Stapleton (Career—1/2020-21—1)

11 points, 11 rebounds vs. Western Illinois, 11/29/20

## 2020-21 STARTING LINEUPS

|  |             |
|--|-------------|
| Nelson, Hilliard, Pospíšilová Schramek, Douglass   | 2-2         |
| Nelson, Hilliard, Ellew, Schramek, Stapleton       | 1-1         |
| Nelson, Hilliard, Pospíšilová, Stapleton, Schramek | 1-5         |
| Nelson, Hilliard, Ellew, Pospíšilová, Stapleton    | 0-2         |
| Nelson, Ellew, Pospíšilová, Stapleton, Schramek    | 0-1         |
| Nelson, Ellew, Pospíšilová, Schramek, Douglass     | 0-1         |
| <b>6 Total</b>                                     | <b>4-12</b> |

Overall Statistics

Game Records

| Record         | Overall | Home | Away | Neutral |
|----------------|---------|------|------|---------|
| ALL GAMES      | 4-12    | 2-7  | 1-5  | 1-0     |
| CONFERENCE     | 1-5     | 0-3  | 1-2  | 0-0     |
| NON-CONFERENCE | 3-7     | 2-4  | 0-3  | 1-0     |

Score by Periods

| Team      | 1st | 2nd | 3rd | 4th | OT | TOT  |
|-----------|-----|-----|-----|-----|----|------|
| Wisconsin | 196 | 247 | 254 | 234 | 11 | 942  |
| Opponents | 290 | 224 | 270 | 253 | 19 | 1056 |

Team Box Score

| No.       | Player             |       |        |      | Total   |      | 3-Point  |      | F-Throw |      | Rebounds |     |     |      |     |    |     |     |     |     |      |      |
|-----------|--------------------|-------|--------|------|---------|------|----------|------|---------|------|----------|-----|-----|------|-----|----|-----|-----|-----|-----|------|------|
|           |                    | GP-GS | MIN    | AVG  | FG-FGA  | FG%  | 3FG-3FGA | 3FG% | FT-FTA  | FT%  | OFF      | DEF | TOT | AVG  | PF  | DQ | A   | TO  | BLK | STL | PTS  | AVG  |
| 5         | POSISILOVA, Julie  | 14-14 | 503:41 | 36.0 | 76-207  | .367 | 25-86    | .291 | 27-36   | .750 | 13       | 41  | 54  | 3.9  | 35  | 1  | 46  | 39  | 10  | 23  | 204  | 14.6 |
| 30        | HILLIARD, Sydney   | 14-14 | 464:18 | 33.2 | 77-137  | .562 | 0-0      | .000 | 28-45   | .622 | 21       | 45  | 66  | 4.7  | 27  | 1  | 35  | 40  | 0   | 27  | 182  | 13.0 |
| 14        | ELLEW, Krystyna    | 16-6  | 336:55 | 21.1 | 43-121  | .355 | 20-59    | .339 | 22-25   | .880 | 15       | 43  | 58  | 3.6  | 25  | 0  | 5   | 17  | 1   | 7   | 128  | 8.0  |
| 3         | SCHramek, Brooke   | 16-14 | 389:33 | 24.3 | 37-99   | .374 | 7-31     | .226 | 20-31   | .645 | 22       | 33  | 55  | 3.4  | 47  | 3  | 24  | 40  | 6   | 7   | 101  | 6.3  |
| 41        | STAPLETON, Sara    | 15-11 | 272:35 | 18.2 | 35-74   | .473 | 0-0      | .000 | 24-34   | .706 | 18       | 31  | 49  | 3.3  | 47  | 3  | 4   | 33  | 13  | 5   | 94   | 6.3  |
| 2         | NELSON, Katie      | 16-16 | 607:37 | 38.0 | 34-94   | .362 | 20-54    | .370 | 7-12    | .583 | 14       | 44  | 58  | 3.6  | 32  | 0  | 52  | 25  | 2   | 26  | 95   | 5.9  |
| 10        | DOUGLASS, Halle    | 13-5  | 247:12 | 19.0 | 18-50   | .360 | 5-22     | .227 | 15-20   | .750 | 8        | 30  | 38  | 2.9  | 21  | 0  | 15  | 16  | 3   | 12  | 56   | 4.3  |
| 44        | LUEHRING, Alex     | 7-0   | 98:00  | 14.0 | 10-33   | .303 | 4-16     | .250 | 0-0     | .000 | 5        | 14  | 19  | 2.7  | 6   | 0  | 3   | 3   | 5   | 5   | 24   | 3.4  |
| 40        | STAUFFACHER, Tara  | 16-0  | 202:38 | 12.7 | 16-42   | .381 | 7-25     | .280 | 3-4     | .750 | 12       | 17  | 29  | 1.8  | 19  | 0  | 8   | 10  | 0   | 5   | 42   | 2.6  |
| 23        | DUCKETT, Lexi      | 10-0  | 76:59  | 7.7  | 4-15    | .267 | 3-10     | .300 | 2-3     | .667 | 3        | 3   | 6   | 0.6  | 5   | 0  | 2   | 5   | 1   | 2   | 13   | 1.3  |
| 24        | LEUZINGER, Natalie | 5-0   | 18:14  | 3.6  | 1-3     | .333 | 1-3      | .333 | 0-0     | .000 | 0        | 0   | 0   | 0.0  | 4   | 0  | 1   | 1   | 0   | 0   | 3    | 0.6  |
| 22        | DJURSTROM, Lovisa  | 4-0   | 07:20  | 1.8  | 0-0     | .000 | 0-0      | .000 | 0-0     | .000 | 1        | 3   | 4   | 1.0  | 0   | 0  | 0   | 0   | 0   | 0   | 0    | 0.0  |
| Team      |                    |       |        |      |         |      |          |      |         |      | 23       | 30  | 53  |      |     |    |     | 7   |     |     |      |      |
| Total     |                    | 16    | 3225   |      | 351-875 | .401 | 92-306   | .301 | 148-210 | .705 | 155      | 334 | 489 | 30.6 | 268 | 8  | 195 | 236 | 41  | 119 | 942  | 58.9 |
| Opponents |                    | 16    | 3225   |      | 382-896 | .426 | 105-310  | .339 | 187-267 | .700 | 196      | 370 | 566 | 35.4 | 252 | 5  | 215 | 222 | 53  | 100 | 1056 | 66.0 |

Team Statistics

|                        | WISC    | OPP     |
|------------------------|---------|---------|
| Scoring                | 942     | 1056    |
| Points per game        | 58.9    | 66.0    |
| Scoring margin         | -7.1    | -       |
| Field goals-att        | 351-875 | 382-896 |
| Field goal pct         | .401    | .426    |
| 3 point fg-att         | 92-306  | 105-310 |
| 3-point FG pct         | .301    | .339    |
| 3-pt FG made per game  | 5.8     | 6.6     |
| Free throws-att        | 148-210 | 187-267 |
| Free throw pct         | .705    | .700    |
| F-Throws made per game | 9.3     | 11.7    |
| Rebounds               | 489     | 566     |
| Rebounds per game      | 30.6    | 35.4    |
| Rebounding margin      | -4.8    | -       |
| Assists                | 195     | 215     |
| Assists per game       | 12.2    | 13.4    |
| Turnovers              | 236     | 222     |
| Turnovers per game     | 14.8    | 13.9    |
| Turnover margin        | -0.9    | -       |
| Assist/turnover ratio  | 0.8     | 1.0     |
| Steals                 | 119     | 100     |
| Steals per game        | 7.4     | 6.3     |
| Blocks                 | 41      | 53      |
| Blocks per game        | 2.6     | 3.3     |
| Winning streak         | 1       | -       |
| Home win streak        | 0       | -       |
| Attendance             | 22424   | 7650    |
| Home games-Avg/Game    | 9-2492  | 6-1275  |
| Neutral site-Avg/Game  | -       | 1-952   |

Team Results

| Date       | Opponent        |     | Score | Att. |
|------------|-----------------|-----|-------|------|
| 11/10/2021 | St. Thomas (MN) | W   | 67-51 | 2270 |
| 11/14/2021 | NJIT            | L   | 49-61 | 2984 |
| 11/19/2021 | at Bradley      | L   | 57-64 | 721  |
| 11/22/2021 | Chicago St.     | Lot | 63-71 | 2139 |
| 11/24/2021 | at Milwaukee    | L   | 67-79 | 976  |
| 11/27/2021 | vs Boise St.    | W   | 60-45 | 952  |
| 11/28/2021 | at Colorado     | L   | 51-67 | 1075 |
| 12/01/2021 | Virginia Tech   | L   | 60-70 | 2096 |
| 12/05/2021 | at Northwestern | L   | 49-61 | 1231 |
| 12/09/2021 | Michigan        | L   | 81-93 | 2669 |
| 12/12/2021 | Green Bay       | L   | 53-63 | 3906 |
| 12/16/2021 | Illinois St.    | W   | 70-60 | 2150 |
| 01/05/2022 | Indiana         | L   | 53-76 | 2053 |
| 01/09/2022 | at Illinois     | L   | 47-68 | 2066 |
| 01/12/2022 | Minnesota       | L   | 66-82 | 2157 |
| 01/16/2022 | at Rutgers      | W   | 49-45 | 1581 |



Big Ten Statistics

Game Records

| Record         | Overall | Home | Away | Neutral |
|----------------|---------|------|------|---------|
| ALL GAMES      | 1-5     | 0-3  | 1-2  | 0-0     |
| CONFERENCE     | 1-5     | 0-3  | 1-2  | 0-0     |
| NON-CONFERENCE | 0-0     | 0-0  | 0-0  | 0-0     |

Score by Periods

| Team      | 1st | 2nd | 3rd | 4th | OT | TOT |
|-----------|-----|-----|-----|-----|----|-----|
| Wisconsin | 73  | 73  | 97  | 102 | 0  | 345 |
| Opponents | 125 | 83  | 110 | 107 | 0  | 425 |

Team Box Score

| No.       | Player             |       |        |      | Total   |      | 3-Point  |      | F-Throw |      | Rebounds |     |     |      |    |    |    |    |     |     |     |      |
|-----------|--------------------|-------|--------|------|---------|------|----------|------|---------|------|----------|-----|-----|------|----|----|----|----|-----|-----|-----|------|
|           |                    | GP-GS | MIN    | AVG  | FG-FGA  | FG%  | 3FG-3FGA | 3FG% | FT-FTA  | FT%  | OFF      | DEF | TOT | AVG  | PF | DQ | A  | TO | BLK | STL | PTS | AVG  |
| 5         | POSPISILOVA, Julie | 6-6   | 215:40 | 35.9 | 37-96   | .385 | 10-38    | .263 | 9-12    | .750 | 6        | 18  | 24  | 4.0  | 15 | 0  | 15 | 20 | 2   | 9   | 93  | 15.5 |
| 14        | ELLEW, Krystyna    | 6-1   | 120:20 | 20.1 | 18-44   | .409 | 8-22     | .364 | 9-11    | .818 | 6        | 12  | 18  | 3.0  | 7  | 0  | 2  | 7  | 0   | 4   | 53  | 8.8  |
| 30        | HILLIARD, Sydney   | 5-5   | 151:51 | 30.4 | 17-36   | .472 | 0-0      | .000 | 5-9     | .556 | 7        | 12  | 19  | 3.8  | 7  | 0  | 17 | 16 | 0   | 9   | 39  | 7.8  |
| 3         | SCHramek, Brooke   | 6-6   | 153:23 | 25.6 | 15-41   | .366 | 3-14     | .214 | 12-17   | .706 | 5        | 15  | 20  | 3.3  | 19 | 1  | 9  | 16 | 2   | 1   | 45  | 7.5  |
| 10        | DOUGLASS, Halle    | 6-4   | 158:13 | 26.4 | 11-36   | .306 | 3-16     | .188 | 11-15   | .733 | 6        | 14  | 20  | 3.3  | 12 | 0  | 11 | 7  | 0   | 9   | 36  | 6.0  |
| 2         | NELSON, Katie      | 6-6   | 224:44 | 37.5 | 12-30   | .400 | 7-19     | .368 | 4-8     | .500 | 3        | 20  | 23  | 3.8  | 11 | 0  | 13 | 10 | 1   | 11  | 35  | 5.8  |
| 41        | STAPLETON, Sara    | 6-2   | 101:43 | 17.0 | 10-23   | .435 | 0-0      | .000 | 8-12    | .667 | 6        | 10  | 16  | 2.7  | 18 | 1  | 2  | 11 | 8   | 0   | 28  | 4.7  |
| 40        | STAUFFACHER, Tara  | 6-0   | 58:46  | 9.8  | 5-15    | .333 | 3-9      | .333 | 0-0     | .000 | 2        | 5   | 7   | 1.2  | 5  | 0  | 3  | 2  | 0   | 0   | 13  | 2.2  |
| 24        | LEUZINGER, Natalie | 3-0   | 14:33  | 4.9  | 1-3     | .333 | 1-3      | .333 | 0-0     | .000 | 0        | 0   | 0   | 0.0  | 3  | 0  | 1  | 0  | 0   | 0   | 3   | 1.0  |
| 23        | DUCKETT, Lexi      | 1-0   | 00:46  | 0.8  | 0-0     | .000 | 0-0      | .000 | 0-0     | .000 | 0        | 0   | 0   | 0.0  | 0  | 0  | 0  | 0  | 0   | 0   | 0   | 0.0  |
| Team      |                    |       |        |      |         |      |          |      |         |      | 7        | 10  | 17  |      |    |    | 4  |    |     |     |     |      |
| Total     |                    | 6     | 1200   |      | 126-324 | .389 | 35-121   | .289 | 58-84   | .690 | 48       | 116 | 164 | 27.3 | 97 | 2  | 73 | 93 | 13  | 43  | 345 | 57.5 |
| Opponents |                    | 6     | 1200   |      | 156-346 | .451 | 41-105   | .390 | 72-97   | .742 | 76       | 146 | 222 | 37.0 | 92 | 2  | 87 | 86 | 24  | 44  | 425 | 70.8 |

Team Statistics

|                        | WISC    | OPP     |
|------------------------|---------|---------|
| Scoring                | 345     | 425     |
| Points per game        | 57.5    | 70.8    |
| Scoring margin         | -13.3   | -       |
| Field goals-att        | 126-324 | 156-346 |
| Field goal pct         | .389    | .451    |
| 3 point fg-att         | 35-121  | 41-105  |
| 3-point FG pct         | .289    | .390    |
| 3-pt FG made per game  | 5.8     | 6.8     |
| Free throws-att        | 58-84   | 72-97   |
| Free throw pct         | .690    | .742    |
| F-Throws made per game | 9.7     | 12.0    |
| Rebounds               | 164     | 222     |
| Rebounds per game      | 27.3    | 37.0    |
| Rebounding margin      | -9.7    | -       |
| Assists                | 73      | 87      |
| Assists per game       | 12.2    | 14.5    |
| Turnovers              | 93      | 86      |
| Turnovers per game     | 15.5    | 14.3    |
| Turnover margin        | -1.2    | -       |
| Assist/turnover ratio  | 0.8     | 1.0     |
| Steals                 | 43      | 44      |
| Steals per game        | 7.2     | 7.3     |
| Blocks                 | 13      | 24      |
| Blocks per game        | 2.2     | 4.0     |
| Winning streak         | 1       | -       |
| Home win streak        | 0       | -       |
| Attendance             | 6879    | 4878    |
| Home games-Avg/Game    | 3-2293  | 3-1626  |
| Neutral site-Avg/Game  | -       | 0-0     |

Team Results

| Date       | Opponent        |   | Score | Att. |
|------------|-----------------|---|-------|------|
| 12/05/2021 | at Northwestern | L | 49-61 | 1231 |
| 12/09/2021 | Michigan        | L | 81-93 | 2669 |
| 01/05/2022 | Indiana         | L | 53-76 | 2053 |
| 01/09/2022 | at Illinois     | L | 47-68 | 2066 |
| 01/12/2022 | Minnesota       | L | 66-82 | 2157 |
| 01/16/2022 | at Rutgers      | W | 49-45 | 1581 |

Wisconsin Game-by-Game

|                 |            |       |     | Total   |      | 3-Pointers |      | Free throws |      | Rebounds |     |     |      |     |     |     |     |     |      |      |  |
|-----------------|------------|-------|-----|---------|------|------------|------|-------------|------|----------|-----|-----|------|-----|-----|-----|-----|-----|------|------|--|
| Opponent        | Date       | Score |     | FG-FGA  | PCT  | 3FG-3FGA   | PCT  | FT-FTA      | PCT  | OFF      | DEF | TOT | AVG  | PF  | A   | TO  | BLK | STL | PTS  | AVG  |  |
| St. Thomas (MN) | 11/10/2021 | 67-51 | W   | 25-56   | .446 | 5-14       | .357 | 12-13       | .923 | 12       | 19  | 31  | 31.0 | 12  | 10  | 11  | 1   | 7   | 67   | 67.0 |  |
| NJIT            | 11/14/2021 | 49-61 | L   | 20-59   | .339 | 3-17       | .176 | 6-10        | .600 | 12       | 19  | 31  | 31.0 | 14  | 12  | 13  | 4   | 11  | 49   | 58.0 |  |
| at Bradley      | 11/19/2021 | 57-64 | L   | 24-68   | .353 | 5-17       | .294 | 4-7         | .571 | 16       | 23  | 39  | 33.7 | 23  | 15  | 11  | 2   | 10  | 57   | 57.7 |  |
| Chicago St.     | 11/22/2021 | 63-71 | Lot | 17-55   | .309 | 5-20       | .250 | 24-36       | .667 | 9        | 25  | 34  | 33.8 | 25  | 12  | 10  | 5   | 8   | 63   | 59.0 |  |
| at Milwaukee    | 11/24/2021 | 67-79 | L   | 28-56   | .500 | 4-16       | .250 | 7-10        | .700 | 13       | 14  | 27  | 32.4 | 20  | 13  | 17  | 2   | 6   | 67   | 60.6 |  |
| vs Boise St.    | 11/27/2021 | 60-45 | W   | 23-58   | .397 | 7-21       | .333 | 7-12        | .583 | 11       | 27  | 38  | 33.3 | 12  | 14  | 12  | 2   | 9   | 60   | 60.5 |  |
| at Colorado     | 11/28/2021 | 51-67 | L   | 22-51   | .431 | 5-23       | .217 | 2-4         | .500 | 11       | 17  | 28  | 32.6 | 13  | 12  | 18  | 3   | 7   | 51   | 59.1 |  |
| Virginia Tech   | 12/01/2021 | 60-70 | L   | 20-48   | .417 | 3-14       | .214 | 17-18       | .944 | 6        | 21  | 27  | 31.9 | 24  | 9   | 14  | 2   | 8   | 60   | 59.3 |  |
| at Northwestern | 12/05/2021 | 49-61 | L   | 16-43   | .372 | 3-14       | .214 | 14-20       | .700 | 4        | 24  | 28  | 31.4 | 18  | 12  | 23  | 2   | 6   | 49   | 58.1 |  |
| Michigan        | 12/09/2021 | 81-93 | L   | 29-58   | .500 | 7-18       | .389 | 16-22       | .727 | 10       | 23  | 33  | 31.6 | 20  | 16  | 15  | 3   | 2   | 81   | 60.4 |  |
| Green Bay       | 12/12/2021 | 53-63 | L   | 18-48   | .375 | 10-23      | .435 | 7-10        | .700 | 11       | 26  | 37  | 32.1 | 16  | 11  | 20  | 4   | 5   | 53   | 59.7 |  |
| Illinois St.    | 12/16/2021 | 70-60 | W   | 28-52   | .538 | 10-20      | .500 | 4-6         | .667 | 6        | 27  | 33  | 32.2 | 12  | 14  | 17  | 3   | 5   | 70   | 60.6 |  |
| Indiana         | 01/05/2022 | 53-76 | L   | 20-56   | .357 | 6-21       | .286 | 7-9         | .778 | 6        | 19  | 25  | 31.6 | 14  | 12  | 14  | 1   | 8   | 53   | 60.0 |  |
| at Illinois     | 01/09/2022 | 47-68 | L   | 19-58   | .328 | 7-30       | .233 | 2-4         | .500 | 11       | 19  | 30  | 31.5 | 16  | 12  | 15  | 2   | 5   | 47   | 59.1 |  |
| Minnesota       | 01/12/2022 | 66-82 | L   | 24-61   | .393 | 9-22       | .409 | 9-15        | .600 | 10       | 19  | 29  | 31.3 | 18  | 13  | 12  | 2   | 7   | 66   | 59.5 |  |
| at Rutgers      | 01/16/2022 | 49-45 | W   | 18-48   | .375 | 3-16       | .188 | 10-14       | .714 | 7        | 12  | 19  | 30.6 | 11  | 8   | 14  | 3   | 15  | 49   | 58.9 |  |
| Total           |            | 942   |     | 351-875 | .401 | 92-306     | .301 | 148-210     | .705 | 155      | 334 | 489 | 30.6 | 268 | 195 | 236 | 41  | 119 | 942  | 58.9 |  |
| Opponents       |            | 1056  |     | 382-896 | .426 | 105-310    | .339 | 187-267     | .700 | 196      | 370 | 566 | 35.4 | 252 | 215 | 222 | 53  | 100 | 1056 | 66.0 |  |

Wisconsin Averages

| Games Played | Points/game | FG Pct | 3FG Pct | FT Pct | Rebounds/game | Assists/game | Turnovers/game | Assist/Turnover ratio | Steals/game | Blocks/game |
|--------------|-------------|--------|---------|--------|---------------|--------------|----------------|-----------------------|-------------|-------------|
| 16           | 58.9        | 40.1   | 30.1    | 70.5   | 30.6          | 12.2         | 14.8           | 0.8                   | 7.4         | 2.6         |

Opponent Game-by-Game

|                 |            |       |     | Total   |      | 3-Pointers |      | Free throws |      | Rebounds |     |     |      |     |     |     |     |     |      |      |  |
|-----------------|------------|-------|-----|---------|------|------------|------|-------------|------|----------|-----|-----|------|-----|-----|-----|-----|-----|------|------|--|
| Opponent        | Date       | Score |     | FG-FGA  | PCT  | 3FG-3FGA   | PCT  | FT-FTA      | PCT  | OFF      | DEF | TOT | AVG  | PF  | A   | TO  | BLK | STL | PTS  | AVG  |  |
| St. Thomas (MN) | 11/10/2021 | 67-51 | W   | 20-50   | .400 | 6-21       | .286 | 5-8         | .625 | 12       | 19  | 31  | 31.0 | 15  | 17  | 17  | 3   | 3   | 51   | 51.0 |  |
| NJIT            | 11/14/2021 | 49-61 | L   | 22-54   | .407 | 7-21       | .333 | 10-14       | .714 | 13       | 27  | 40  | 35.5 | 13  | 12  | 17  | 5   | 1   | 61   | 56.0 |  |
| at Bradley      | 11/19/2021 | 57-64 | L   | 19-55   | .345 | 9-25       | .360 | 17-28       | .607 | 15       | 29  | 44  | 38.3 | 12  | 16  | 12  | 5   | 4   | 64   | 58.7 |  |
| Chicago St.     | 11/22/2021 | 63-71 | Lot | 22-53   | .415 | 5-14       | .357 | 22-32       | .688 | 10       | 29  | 39  | 38.5 | 30  | 6   | 14  | 4   | 4   | 71   | 61.8 |  |
| at Milwaukee    | 11/24/2021 | 67-79 | L   | 30-56   | .536 | 5-16       | .313 | 14-18       | .778 | 12       | 16  | 28  | 36.4 | 14  | 17  | 10  | 3   | 8   | 79   | 65.2 |  |
| vs Boise St.    | 11/27/2021 | 60-45 | W   | 17-55   | .309 | 4-21       | .190 | 7-10        | .700 | 13       | 24  | 37  | 36.5 | 16  | 8   | 20  | 2   | 3   | 45   | 61.8 |  |
| at Colorado     | 11/28/2021 | 51-67 | L   | 24-58   | .414 | 7-19       | .368 | 12-17       | .706 | 18       | 19  | 37  | 36.6 | 14  | 16  | 9   | 2   | 16  | 67   | 62.6 |  |
| Virginia Tech   | 12/01/2021 | 60-70 | L   | 26-52   | .500 | 7-22       | .318 | 11-20       | .550 | 6        | 21  | 27  | 35.4 | 21  | 12  | 13  | 4   | 1   | 70   | 63.5 |  |
| at Northwestern | 12/05/2021 | 49-61 | L   | 20-60   | .333 | 5-14       | .357 | 16-18       | .889 | 16       | 24  | 40  | 35.9 | 14  | 14  | 16  | 6   | 11  | 61   | 63.2 |  |
| Michigan        | 12/09/2021 | 81-93 | L   | 35-67   | .522 | 7-17       | .412 | 16-22       | .727 | 12       | 19  | 31  | 35.4 | 20  | 18  | 7   | 4   | 7   | 93   | 66.2 |  |
| Green Bay       | 12/12/2021 | 53-63 | L   | 21-56   | .375 | 9-25       | .360 | 12-15       | .800 | 11       | 21  | 32  | 35.1 | 15  | 16  | 12  | 1   | 9   | 63   | 65.9 |  |
| Illinois St.    | 12/16/2021 | 70-60 | W   | 25-61   | .410 | 5-21       | .238 | 5-8         | .625 | 10       | 19  | 29  | 34.6 | 10  | 8   | 12  | 0   | 7   | 60   | 65.4 |  |
| Indiana         | 01/05/2022 | 53-76 | L   | 28-58   | .483 | 8-19       | .421 | 12-14       | .857 | 10       | 26  | 36  | 34.7 | 14  | 18  | 13  | 2   | 4   | 76   | 66.2 |  |
| at Illinois     | 01/09/2022 | 47-68 | L   | 24-60   | .400 | 10-27      | .370 | 10-16       | .625 | 18       | 27  | 45  | 35.4 | 10  | 10  | 13  | 6   | 5   | 68   | 66.4 |  |
| Minnesota       | 01/12/2022 | 66-82 | L   | 30-61   | .492 | 9-19       | .474 | 13-17       | .765 | 11       | 26  | 37  | 35.5 | 18  | 18  | 12  | 3   | 6   | 82   | 67.4 |  |
| at Rutgers      | 01/16/2022 | 49-45 | W   | 19-40   | .475 | 2-9        | .222 | 5-10        | .500 | 9        | 24  | 33  | 35.4 | 16  | 9   | 25  | 3   | 11  | 45   | 66.0 |  |
| Total           |            | 1056  |     | 382-896 | .426 | 105-310    | .339 | 187-267     | .700 | 196      | 370 | 566 | 35.4 | 252 | 215 | 222 | 53  | 100 | 1056 | 66.0 |  |
| Wisconsin       |            | 942   |     | 351-875 | .401 | 92-306     | .301 | 148-210     | .705 | 155      | 334 | 489 | 30.6 | 268 | 195 | 236 | 41  | 119 | 942  | 58.9 |  |

Opponents Averages

| Games Played | Points/game | FG Pct | 3FG Pct | FT Pct | Rebounds/game | Assists/game | Turnovers/game | Assist/Turnover ratio | Steals/game | Blocks/game |
|--------------|-------------|--------|---------|--------|---------------|--------------|----------------|-----------------------|-------------|-------------|
| 16           | 66.0        | 42.6   | 33.9    | 70.0   | 35.4          | 13.4         | 13.9           | 1.0                   | 6.3         | 3.3         |

NCAA Statistics

| Statistic                                      | National Rank | Conference Rank | Value | National Leader          | Value | Conference Leader     | Value |
|--|---------------|-----------------|-------|--------------------------|-------|-----------------------|-------|
| Assist Turnover Ratio (348 ranked)             | 166           | 11              | 0.83  | FGCU                     | 1.59  | Maryland              | 1.37  |
| Assists (348 ranked)                           | 171           | 13              | 195   | DePaul                   | 362   | Michigan St. Nebraska | 300   |
| Assists Per Game (348 ranked)                  | 234           | 14              | 12.2  | Oklahoma                 | 20.8  | Iowa                  | 18.6  |
| Blocked Shots (346 ranked)                     | 207           | 13              | 41    | South Carolina           | 151   | Northwestern          | 94    |
| Blocked Shots Per Game (348 ranked)            | 242           | 14              | 2.6   | South Carolina           | 8.4   | Northwestern          | 5.9   |
| Defensive Rebounds per Game (30 ranked)        |               |                 |       | Tennessee                | 33.4  | Iowa                  | 30.1  |
| Fewest Fouls (345 ranked)                      | 254           | 8               | 268   | Delaware St.             | 123   | Iowa                  | 221   |
| Fewest Turnovers (348 ranked)                  | 167           | 7               | 236   | UC Riverside             | 142   | Maryland              | 197   |
| Field-Goal Percentage (348 ranked)             | 188           | 12              | 40.1  | Ohio St.                 | 48.2  | Ohio St.              | 48.2  |
| Field-Goal Percentage Defense (348 ranked)     | 296           | 13              | 42.6  | Tennessee                | 30.6  | Nebraska              | 36.6  |
| Free Throw Attempts (348 ranked)               | 235           | 13              | 210   | Troy                     | 452   | Maryland              | 341   |
| Free Throws Made (348 ranked)                  | 233           | 13              | 148   | Troy                     | 328   | Maryland              | 262   |
| Free-Throw Percentage (348 ranked)             | 155           | 10              | 70.5  | Iowa                     | 86.7  | Iowa                  | 86.7  |
| Offensive Rebounds per Game (30 ranked)        |               |                 |       | Troy                     | 18.2  | Maryland              | 15.5  |
| Personal Fouls Per Game (348 ranked)           | 195           | 9               | 16.8  | Colorado St.             | 11.1  | Maryland              | 14.9  |
| Rebound Margin (348 ranked)                    | 297           | 14              | -4.8  | South Carolina           | 17.3  | Michigan              | 8.3   |
| Rebounds (348 ranked)                          | 258           | 14              | 489   | Troy                     | 945   | Nebraska              | 731   |
| Rebounds Per Game (348 ranked)                 | 342           | 14              | 30.56 | Tennessee                | 50.44 | Nebraska              | 43.00 |
| Scoring Defense (348 ranked)                   | 234           | 7               | 66.0  | Georgia Tech             | 46.3  | Rutgers               | 57.1  |
| Scoring Margin (348 ranked)                    | 288           | 14              | -7.1  | North Carolina           | 25.8  | Nebraska              | 19.4  |
| Scoring Offense (348 ranked)                   | 280           | 13              | 58.9  | DePaul                   | 91.3  | Ohio St.              | 83.6  |
| Steals (348 ranked)                            | 167           | 10              | 119   | SFA                      | 234   | Rutgers               | 186   |
| Steals Per Game (348 ranked)                   | 224           | 8               | 7.4   | Grand Canyon             | 14.4  | Northwestern          | 10.5  |
| Three Pt FG Defense (348 ranked)               | 296           | 11              | 33.9  | Binghamton               | 20.7  | Purdue                | 24.7  |
| Three-Point Field Goals Attempted (150 ranked) | 131           | 9               | 306   | FGCU                     | 599   | Minnesota             | 414   |
| Three-Point Field Goals Made (348 ranked)      | 145           | 10              | 92    | FGCU                     | 200   | Minnesota             | 157   |
| Three-Point Field Goals Per Game (348 ranked)  | 185           | 10              | 5.8   | FGCU                     | 12.5  | Ohio St.              | 9.1   |
| Three-Point Field-Goal Percentage (348 ranked) | 193           | 12              | 30.1  | NC State                 | 40.9  | Ohio St.              | 40.1  |
| Turnover Margin (348 ranked)                   | 235           | 11              | -0.88 | SFA                      | 10.53 | Maryland              | 6.47  |
| Turnovers Forced (348 ranked)                  | 309           | 14              | 13.88 | SFA                      | 25.76 | Ohio St.              | 19.44 |
| Turnovers Per Game (348 ranked)                | 87            | 6               | 14.8  | Colorado St.             | 10.0  | Maryland              | 11.6  |
| Won-Lost Percentage (347 ranked)               | 302           | 14              | 25.0  | South Carolina Tennessee | 94.4  | Michigan              | 88.2  |

| Statistic                                      | Player                            | National Rank | Conference Rank | Value          | National Leader  | Value    | Conference Leader             | Value  |
|--|-----------------------------------|---------------|-----------------|----------------|--|----------|-------------------------------|--------|
| Assist Turnover Ratio (250 ranked)             | Katie Nelson                      | 61            | 5               | 2.08           | Tommi Olson, Wyoming   | 3.82     | Katie Benzan, Maryland        | 3.17   |
| Assists (149 ranked)                           |                                   |               |                 |                | Olivia Miles, Notre Dame                                     | 125      | Caitlin Clark, Iowa           | 104    |
| Assists Per Game (250 ranked)                  | Julie Pospisilova                 | 242           | 18              | 3.3            | Olivia Miles, Notre Dame                                     | 7.8      | Caitlin Clark, Iowa           | 7.4    |
| Blocked Shots (140 ranked)                     |                                   |               |                 |                | Tamari Key, Tennessee  | 67       | Cailleigh Walsh, Northwestern | 33     |
| Blocked Shots Per Game (234 ranked)            |                                   |               |                 |                | Lucy Cochrane, Portland                                      | 4.08     | Cailleigh Walsh, Northwestern | 2.06   |
| Defensive Rebounds per Game (30 ranked)        |                                   |               |                 |                | Aijha Blackwell, Missouri                                    | 10.9     | Kendall Bostic, Illinois      | 8.5    |
| Double Doubles (39 ranked)                     |                                   |               |                 |                | Aneesah Morrow, DePaul<br>Aijha Blackwell, Missouri          | 13<br>13 | Angel Reese, Maryland         | 10     |
| Field Goal Attempts (148 ranked)               | Julie Pospisilova                 | 95            | 11              | 207            | Kierstan Bell, FGCU  | 307      | Makenna Marisa, Penn St.      | 272    |
| Field Goals Made (145 ranked)                  |                                   |               |                 |                | Ayoka Lee, Kansas St.  | 167      | Makenna Marisa, Penn St.      | 123    |
| Field-Goal Percentage (250 ranked)             | Sydney Hilliard                   | 29            | 4               | 56.2           | Celena Taborn, Butler  | 74.7     | Monika Czinano, Iowa          | 65.7   |
| Final Points (199 ranked)                      |                                   |               |                 |                | Ayoka Lee, Kansas St.  | 399      | Nia Clouden, Michigan St.     | 362    |
| Free Throw Attempts (149 ranked)               |                                   |               |                 |                | Nia Clouden, Michigan St.                                    | 125      | Nia Clouden, Michigan St.     | 125    |
| Free Throws Made (150 ranked)                  |                                   |               |                 |                | Nia Clouden, Michigan St.                                    | 111      | Nia Clouden, Michigan St.     | 111    |
| Free-Throw Percentage (250 ranked)             |                                   |               |                 |                | Haley Cavinder, Fresno St.                                   | 98.0     | Caitlin Clark, Iowa           | 91.0   |
| Minutes Played (150 ranked)                    | Katie Nelson                      | 7             | 1               | 607:37         | Khayla Pointer, LSU  | 677:04   | Katie Nelson, Wisconsin       | 607:37 |
| Minutes Played Per Game (150 ranked)           | Katie Nelson<br>Julie Pospisilova | 6<br>31       | 1<br>2          | 37.98<br>35.98 | Courtney Whitson, Middle Tenn.                               | 38.65    | Katie Nelson, Wisconsin       | 37.98  |
| Offensive Rebounds per Game (30 ranked)        |                                   |               |                 |                | Angel Reese, Maryland  | 5.4      | Angel Reese, Maryland         | 5.4    |
| Points Per Game (249 ranked)                   | Julie Pospisilova                 | 186           | 15              | 14.6           | Caitlin Clark, Iowa  | 25.6     | Caitlin Clark, Iowa           | 25.6   |
| Rebounds (148 ranked)                          |                                   |               |                 |                | Aijha Blackwell, Missouri                                    | 223      | Angel Reese, Maryland         | 182    |
| Rebounds Per Game (248 ranked)                 |                                   |               |                 |                | Aijha Blackwell, Missouri                                    | 13.1     | Kendall Bostic, Illinois      | 12.1   |
| Steals (143 ranked)                            |                                   |               |                 |                | Jordyn Cambridge, Vanderbilt<br>Mackenzie DeWees, Quinnipiac | 70<br>70 | Veronica Burton, Northwestern | 68     |
| Steals Per Game (250 ranked)                   | Sydney Hilliard                   | 179           | 5               | 1.93           | Angel Parker, Niagara  | 4.50     | Veronica Burton, Northwestern | 4.25   |
| Three-Point Field Goals Attempted (147 ranked) | Julie Pospisilova                 | 123           | 11              | 86             | Taylor Robertson, Oklahoma                                   | 148      | Taylor Mikesell, Ohio St.     | 134    |
| Three-Point Field Goals Made (142 ranked)      |                                   |               |                 |                | Taylor Robertson, Oklahoma                                   | 73       | Taylor Mikesell, Ohio St.     | 64     |
| Three-Point Field Goals Per Game (246 ranked)  | Julie Pospisilova                 | 234           | 15              | 1.79           | Taylor Robertson, Oklahoma                                   | 4.29     | Taylor Mikesell, Ohio St.     | 4.00   |
| Three-Point Field-Goal Percentage (158 ranked) |                                   |               |                 |                | Taylor Robertson, Oklahoma                                   | 49.3     | Taylor Mikesell, Ohio St.     | 47.8   |
| Triple Doubles (3 ranked)                      |                                   |               |                 |                | Caitlin Clark, Iowa  | 3        | Caitlin Clark, Iowa           | 3      |



## 2021-22 Boxscores



Official Basketball Box Score - Final  
**St. Thomas (MN) at Wisconsin**  
 11/10/21 Kohl Center, Madison  
 2021-22 Women's Basketball

Game Time: 6:30 PM  
 Game Duration: 1:40  
 Attendance: 2,270

Officials: Gina Cross, Nykeshia Thompson, Gerda Galtier

St. Thomas (MN) - 51

Record: 0-1

| NO. Name           | Min     | FG    | 3P   | FT  | Rebounds  | Fouls | TP | AS | TO | ST | Blocks | +/- |
|--------------------|---------|-------|------|-----|-----------|-------|----|----|----|----|--------|-----|
|                    |         | M-A   | M-A  | M-A | OR DR TOT | PF FD |    |    |    |    | BS BA  |     |
| 22 Erin Norling    | F 33:04 | 7-18  | 1-8  | 0-0 | 3 3 6     | 3 0   | 15 | 1  | 1  | 0  | 1 0    | -12 |
| 32 Kaia Porter     | F 32:23 | 5-7   | 3-4  | 0-0 | 2 5 7     | 1 1   | 13 | 3  | 2  | 1  | 1 0    | -12 |
| 35 Kate Burns      | C 11:53 | 0-0   | 0-0  | 2-2 | 0 0 0     | 1 1   | 2  | 0  | 1  | 0  | 0 0    | -6  |
| 4 Jade Hill        | G 35:37 | 1-9   | 1-3  | 2-4 | 0 1 1     | 2 4   | 5  | 5  | 3  | 0  | 0 0    | -18 |
| 23 Maggie Negaard  | G 23:18 | 3-8   | 1-5  | 0-0 | 0 5 5     | 1 1   | 7  | 1  | 1  | 1  | 0 0    | -15 |
| 12 Jordyn Glynn    | 21:37   | 0-1   | 0-1  | 0-0 | 0 1 1     | 2 2   | 0  | 3  | 2  | 0  | 0 0    | -2  |
| 34 Jo Langbehn     | 22:48   | 4-6   | 0-0  | 1-2 | 2 2 4     | 3 2   | 9  | 3  | 4  | 1  | 1 0    | -13 |
| 12 Jordyn Glynn    | 10:59   | 0-0   | 0-0  | 0-0 | 2 1 3     | 2 1   | 0  | 1  | 2  | 0  | 0 0    | 7   |
| 5 Noelle Tomes     | 06:15   | 0-1   | 0-0  | 0-0 | 0 0 0     | 0 0   | 0  | 0  | 0  | 0  | 0 0    | 0   |
| 15 Phoebe Frentzel | 00:52   | 0-0   | 0-0  | 0-0 | 0 0 0     | 0 0   | 0  | 0  | 0  | 0  | 0 0    | -1  |
| 13 Gabby Johnson   | 00:37   | 0-0   | 0-0  | 0-0 | 0 0 0     | 0 0   | 0  | 0  | 0  | 0  | 0 0    | -1  |
| 14 Jordyn Lamker   | 00:37   | 0-0   | 0-0  | 0-0 | 0 0 0     | 0 0   | 0  | 0  | 0  | 0  | 0 0    | -1  |
| Team               |         |       |      |     | 3 1 4     |       | 0  | 1  |    |    |        |     |
| Totals             |         | 20-50 | 6-21 | 5-8 | 12 19 31  | 15 12 | 51 | 17 | 17 | 3  | 3 1    | -16 |

Technical Fouls: NONE

| Shooting By Period | 1st         | 2nd        | 3rd        | 4th       | OT     |
|--------------------|-------------|------------|------------|-----------|--------|
| FG%                | 5-11 45.5%  | 3-13 23.1% | 4-12 33.3% | 1-7 14.3% | 0-0 0% |
| 3PT%               | 1-3 33.3%   | 0-0 0%     | 0-0 0%     | 0-0 0%    | 0-0 0% |
| FT%                | 2-2 100%    | 4-12 33.3% | 1-7 14.3%  | 1-2 50%   | 0-0 0% |
| 2nd FG%            | 4-12 33.3%  | 3-13 23.1% | 4-12 33.3% | 1-7 14.3% | 0-0 0% |
| 3PT%               | 1-3 33.3%   | 0-0 0%     | 0-0 0%     | 0-0 0%    | 0-0 0% |
| FT%                | 2-2 100%    | 4-12 33.3% | 1-7 14.3%  | 1-2 50%   | 0-0 0% |
| 4th FG%            | 1-7 14.3%   | 1-2 50%    | 0-0 0%     | 0-0 0%    | 0-0 0% |
| 3PT%               | 0-0 0%      | 0-0 0%     | 0-0 0%     | 0-0 0%    | 0-0 0% |
| FT%                | 1-2 50%     | 0-0 0%     | 0-0 0%     | 0-0 0%    | 0-0 0% |
| GM FG%             | 20-50 40.0% | 3-13 23.1% | 4-12 33.3% | 1-7 14.3% | 0-0 0% |
| 3PT%               | 6-21 28.6%  | 0-0 0%     | 0-0 0%     | 0-0 0%    | 0-0 0% |
| FT%                | 5-8 62.5%   | 4-12 33.3% | 1-7 14.3%  | 1-2 50%   | 0-0 0% |

Dead Ball Rebounds: 2, 0

Wisconsin - 67

Record: 1-0

| NO. Name            | Min     | FG    | 3P   | FT    | Rebounds  | Fouls | TP | AS | TO | ST | Blocks | +/- |
|---------------------|---------|-------|------|-------|-----------|-------|----|----|----|----|--------|-----|
|                     |         | M-A   | M-A  | M-A   | OR DR TOT | PF FD |    |    |    |    | BS BA  |     |
| 41 Sara Stapleton   | F 12:03 | 0-1   | 0-0  | 1-2   | 0 2 2     | 3 3   | 1  | 0  | 2  | 0  | 0 0    | 2   |
| 2 Katie Nelson      | G 38:30 | 3-8   | 0-2  | 0-0   | 1 2 3     | 1 2   | 6  | 4  | 4  | 4  | 0 0    | 15  |
| 3 Brooke Schramek   | G 25:09 | 0-5   | 0-1  | 0-0   | 3 2 5     | 2 0   | 0  | 0  | 0  | 1  | 0 1    | -8  |
| 14 Krystyna Ellw    | G 34:47 | 9-15  | 3-5  | 8-8   | 2 4 6     | 2 5   | 29 | 0  | 2  | 1  | 1 1    | 16  |
| 30 Sydney Hillard   | G 37:55 | 7-14  | 0-0  | 3-3   | 2 4 6     | 1 3   | 17 | 3  | 2  | 0  | 0 0    | 20  |
| 23 Lexi Duckett     | 08:48   | 1-3   | 1-2  | 0-0   | 0 0 0     | 0 0   | 3  | 0  | 0  | 0  | 0 0    | -3  |
| 40 Alex Luehring    | 24:45   | 3-5   | 1-3  | 0-0   | 1 2 3     | 2 1   | 7  | 2  | 0  | 0  | 0 0    | 16  |
| 40 Tara Stauffacher | 15:07   | 2-5   | 0-1  | 0-0   | 1 0 1     | 1 0   | 4  | 1  | 0  | 0  | 0 0    | 2   |
| 22 Lovisa Djurstrom | 02:56   | 0-0   | 0-0  | 0-0   | 1 1 2     | 0 1   | 0  | 0  | 0  | 0  | 0 0    | 20  |
| Team                |         |       |      |       | 1 3 4     |       | 0  | 1  |    |    |        |     |
| Totals              |         | 25-56 | 5-14 | 12-13 | 12 19 31  | 12 15 | 67 | 10 | 11 | 7  | 1 3    | 16  |

Technical Fouls: NONE

| Shooting By Period | 1st         | 2nd        | 3rd        | 4th       | OT     |
|--------------------|-------------|------------|------------|-----------|--------|
| FG%                | 5-14 35.7%  | 3-13 23.1% | 4-12 33.3% | 1-7 14.3% | 0-0 0% |
| 3PT%               | 0-2 0.0%    | 0-0 0%     | 0-0 0%     | 0-0 0%    | 0-0 0% |
| FT%                | 4-4 100%    | 8-8 100%   | 1-2 50%    | 1-2 50%   | 0-0 0% |
| 2nd FG%            | 9-16 56.3%  | 3-13 23.1% | 4-12 33.3% | 1-7 14.3% | 0-0 0% |
| 3PT%               | 0-5 0.0%    | 0-0 0%     | 0-0 0%     | 0-0 0%    | 0-0 0% |
| FT%                | 2-2 100%    | 8-8 100%   | 1-2 50%    | 1-2 50%   | 0-0 0% |
| 4th FG%            | 1-3 33.3%   | 1-2 50%    | 0-0 0%     | 0-0 0%    | 0-0 0% |
| 3PT%               | 0-0 0%      | 0-0 0%     | 0-0 0%     | 0-0 0%    | 0-0 0% |
| FT%                | 2-2 100%    | 8-8 100%   | 1-2 50%    | 1-2 50%   | 0-0 0% |
| GM FG%             | 25-56 44.6% | 3-13 23.1% | 4-12 33.3% | 1-7 14.3% | 0-0 0% |
| 3PT%               | 5-14 35.7%  | 0-0 0%     | 0-0 0%     | 0-0 0%    | 0-0 0% |
| FT%                | 12-13 92.3% | 8-8 100%   | 1-2 50%    | 1-2 50%   | 0-0 0% |

Dead Ball Rebounds: 1, 0

|                  | STM                      | UW                        |
|------------------|--------------------------|---------------------------|
| Biggest lead     | 5 (1 <sup>st</sup> 3:56) | 18 (3 <sup>rd</sup> 8:22) |
| Best Scoring Run | 9 (1 <sup>st</sup> 3:56) | 13 (2 <sup>nd</sup> 8:15) |
| Lead Changes     | 2                        | 2                         |
| Times Tied       | 2                        | 0                         |
| Time with Lead   | 05:54                    | 33:04                     |

| Points from   | STM | UW |
|---------------|-----|----|
| Turnovers     | 13  | 20 |
| Paint         | 20  | 32 |
| Second Chance | 16  | 16 |
| Fast Breaks   | 0   | 2  |
| Bench         | 9   | 14 |

| Period by Period Scoring | 1st | 2nd | 3rd | 4th | TOT |
|--------------------------|-----|-----|-----|-----|-----|
| STM                      | 13  | 11  | 11  | 16  | 51  |
| UW                       | 14  | 24  | 12  | 17  | 67  |



Official Basketball Box Score - Final  
**Wisconsin at Bradley**  
 11/19/21 Renaissance Coliseum, Peoria, IL  
 2021-22 Women's Basketball

Game Time: 6:30 PM  
 Game Duration: 1:55  
 Attendance: 721

Officials: Doug Knight, Tim Daley, Erica Parker

Wisconsin - 57

Record: 1-2

| NO. Name            | Min     | FG    | 3P   | FT  | Rebounds  | Fouls | TP | AS | TO | ST | Blocks | +/- |
|---------------------|---------|-------|------|-----|-----------|-------|----|----|----|----|--------|-----|
|                     |         | M-A   | M-A  | M-A | OR DR TOT | PF FD |    |    |    |    | BS BA  |     |
| 41 Sara Stapleton   | F 24:33 | 4-9   | 0-0  | 0-0 | 2 3 5     | 4 2   | 8  | 0  | 2  | 3  | 1 1    | -6  |
| 2 Katie Nelson      | G 38:37 | 1-6   | 1-4  | 0-0 | 2 2 4     | 2 3   | 3  | 6  | 0  | 0  | 0 0    | -7  |
| 5 Julie Pospisilova | G 38:14 | 7-22  | 2-6  | 1-1 | 4 4 8     | 4 3   | 17 | 6  | 2  | 2  | 0 0    | -7  |
| 14 Krystyna Ellw    | G 16:13 | 1-3   | 1-2  | 0-0 | 0 1 1     | 1 0   | 3  | 0  | 0  | 0  | 0 1    | -1  |
| 30 Sydney Hillard   | G 33:03 | 8-13  | 0-0  | 3-4 | 4 3 7     | 3 5   | 19 | 0  | 5  | 2  | 0 1    | -6  |
| 40 Alex Luehring    | 16:41   | 2-8   | 1-2  | 0-0 | 2 2 2     | 2 0   | 5  | 0  | 1  | 1  | 0 0    | 2   |
| 40 Tara Stauffacher | 07:47   | 0-2   | 0-0  | 0-0 | 0 3 3     | 3 0   | 0  | 0  | 1  | 0  | 0 0    | -10 |
| 3 Brooke Schramek   | 09:29   | 0-2   | 0-0  | 0-2 | 2 1 3     | 0 1   | 0  | 2  | 0  | 0  | 0 0    | -2  |
| 23 Lexi Duckett     | 01:23   | 0-0   | 0-0  | 0-0 | 0 0 0     | 0 0   | 0  | 0  | 0  | 0  | 0 0    | 0   |
| 10 Halle Douglass   | 14:00   | 1-3   | 0-1  | 0-0 | 1 2 3     | 2 0   | 2  | 1  | 1  | 2  | 0 1    | 2   |
| Team                |         |       |      |     | 1 2 3     |       | 0  | 0  |    |    |        |     |
| Totals              |         | 24-68 | 5-17 | 4-7 | 16 23 39  | 23 12 | 57 | 15 | 11 | 10 | 2 5    | -7  |

Technical Fouls: NONE

| Shooting By Period | 1st        | 2nd        | 3rd        | 4th       | OT     |
|--------------------|------------|------------|------------|-----------|--------|
| FG%                | 5-20 25.0% | 3-13 23.1% | 4-12 33.3% | 1-7 14.3% | 0-0 0% |
| 3PT%               | 1-3 33.3%  | 0-0 0%     | 0-0 0%     | 0-0 0%    | 0-0 0% |
| FT%                | 0-0 0%     | 0-0 0%     | 0-0 0%     | 0-0 0%    | 0-0 0% |
| 2nd FG%            | 9-14 64.3% | 3-13 23.1% | 4-12 33.3% | 1-7 14.3% | 0-0 0% |
| 3PT%               | 3-5 60.0%  | 0-0 0%     | 0-0 0%     | 0-0 0%    | 0-0 0% |
| FT%                | 0-0 0%     | 0-0 0%     | 0-0 0%     | 0-0 0%    | 0-0 0% |
| 4th FG%            | 4-13 30.8% | 3-13 23.1% | 4-12 33.3% | 1-7 14.3% | 0-0 0% |
| 3PT%               | 0-1 0.0%   | 0-0 0%     | 0-0 0%     | 0-0 0%    | 0-0 0% |
| FT%                | 4-7 57.1%  | 0-0 0%     | 0-0 0%     | 0-0 0%    | 0-0 0% |
| GM FG%             | 6-21 28.6% | 3-13 23.1% | 4-12 33.3% | 1-7 14.3% | 0-0 0% |
| 3PT%               | 1-3 33.3%  | 0-0 0%     | 0-0 0%     | 0-0 0%    | 0-0 0% |
| FT%                | 0-0 0%     | 0-0 0%     | 0-0 0%     | 0-0 0%    | 0-0 0% |

Dead Ball Rebounds: 2, 0

Bradley - 64

Record: 3-0

| NO. Name            | Min     | FG    | 3P   | FT    | Rebounds  | Fouls | TP | AS | TO | ST | Blocks | +/- |
|---------------------|---------|-------|------|-------|-----------|-------|----|----|----|----|--------|-----|
|                     |         | M-A   | M-A  | M-A   | OR DR TOT | PF FD |    |    |    |    | BS BA  |     |
| 2 Sierra Morrow     | F 37:56 | 4-10  | 0-2  | 1-2   | 4 6 10    | 0 2   | 9  | 4  | 0  | 1  | 4 1    | 9   |
| 25 Dajia Powell     | F 13:18 | 1-4   | 0-0  | 1-2   | 1 2 3     | 1 1   | 3  | 0  | 2  | 0  | 0 0    | -4  |
| 3 Gabi Haack        | G 37:17 | 5-12  | 4-7  | 10-12 | 3 5 8     | 1 8   | 24 | 2  | 0  | 0  | 1 7    | -   |
| 11 Caroline Waite   | G 30:12 | 3-14  | 3-12 | 0-0   | 2 2 3     | 2 3   | 9  | 0  | 1  | 1  | 0 0    | 6   |
| 13 Tatum Koenig     | G 29:37 | 2-3   | 1-2  | 1-2   | 0 4 4     | 3 2   | 6  | 2  | 0  | 0  | 0 0    | 10  |
| 0 Chloe Rice        | 17:24   | 1-2   | 1-1  | 1-2   | 0 2 2     | 1 2   | 4  | 1  | 2  | 1  | 0 0    | 14  |
| 24 Isis Fitch       | 21:40   | 3-8   | 0-0  | 3-6   | 4 2 6     | 3 4   | 9  | 2  | 2  | 1  | 0 0    | 12  |
| 1 Tete Danso        | 06:28   | 0-1   | 0-0  | 0-0   | 1 3 4     | 0 0   | 0  | 1  | 0  | 0  | 1 0    | 2   |
| 12 Nika Dorsey      | 04:51   | 0-1   | 0-0  | 0-2   | 0 1 1     | 0 1   | 0  | 0  | 0  | 0  | 0 0    | -11 |
| 22 Abbie Draper     | 00:20   | 0-0   | 0-0  | 0-0   | 0 1 1     | 0 0   | 0  | 1  | 0  | 0  | 0 0    | -3  |
| 4 Aamnah Interrante | 00:19   | 0-0   | 0-0  | 0-0   | 0 0 0     | 0 0   | 0  | 0  | 0  | 0  | 0 0    | -3  |
| 33 Veronika Roberts | 00:19   | 0-0   | 0-0  | 0-0   | 0 0 0     | 0 0   | 0  | 0  | 0  | 0  | 0 0    | -3  |
| 42 Callie Ziebell   | 00:19   | 0-0   | 0-0  | 0-0   | 0 0 0     | 0 0   | 0  | 0  | 0  | 0  | 0 0    | -2  |
| Team                |         |       |      |       | 2 1 3     |       | 0  | 0  |    |    |        |     |
| Totals              |         | 19-55 | 9-25 | 17-28 | 15 29 44  | 12 23 | 64 | 16 | 12 | 4  | 5 2    | 7   |

Technical Fouls: NONE

| Shooting By Period | 1st         | 2nd        | 3rd        | 4th       | OT     |
|--------------------|-------------|------------|------------|-----------|--------|
| FG%                | 4-14 28.6%  | 3-13 23.1% | 4-12 33.3% | 1-7 14.3% | 0-0 0% |
| 3PT%               | 9-25 36.0%  | 1-2 50%    | 0-0 0%     | 0-0 0%    | 0-0 0% |
| FT%                | 1-2 50%     | 8-8 100%   | 1-2 50%    | 1-2 50%   | 0-0 0% |
| 2nd FG%            | 6-14 42.9%  | 3-13 23.1% | 4-12 33.3% | 1-7 14.3% | 0-0 0% |
| 3PT%               | 2-6 33.3%   | 0-0 0%     | 0-0 0%     | 0-0 0%    | 0-0 0% |
| FT%                | 3-8 37.5%   | 8-8 100%   | 1-2 50%    | 1-2 50%   | 0-0 0% |
| 4th FG%            | 6-15 40.0%  | 3-13 23.1% | 4-12 33.3% | 1-7 14.3% | 0-0 0% |
| 3PT%               | 2-5 40.0%   | 0-0 0%     | 0-0 0%     | 0-0 0%    | 0-0 0% |
| FT%                | 2-4 50%     | 8-8 100%   | 1-2 50%    | 1-2 50%   | 0-0 0% |
| GM FG%             | 3-12 25.0%  | 3-13 23.1% | 4-12 33.3% | 1-7 14.3% | 0-0 0% |
| 3PT%               | 2-5 40.0%   | 0-0 0%     | 0-0 0%     | 0-0 0%    | 0-0 0% |
| FT%                | 11-16 68.8% | 8-8 100%   | 1-2 50%    | 1-2 50%   | 0-0 0% |
| GM FG%             | 19-55 34.5% | 3-13 23.1% | 4-12 33.3% | 1-7 14.3% | 0-0 0% |
| 3PT%               | 9-25 36.0%  | 0-0 0%     | 0-0 0%     | 0-0 0%    | 0-0 0% |
| FT%                | 17-28 60.7% | 8-8 100%   | 1-2 50%    | 1-2 50%   | 0-0 0% |

Dead Ball Rebounds: 9, 0

|                  | WISC                     | BRAD                      |
|------------------|--------------------------|---------------------------|
| Biggest lead     | 7 (1 <sup>st</sup> 4:40) | 10 (4 <sup>th</sup> 0:19) |
| Best Scoring Run | 7 (4 <sup>th</sup> 8:57) | 10 (2 <sup>nd</sup> 9:18) |
| Lead Changes     | 11                       | 0                         |
| Times Tied       | 8                        | 0                         |
| Time with Lead   | 12:58                    | 21:22                     |

## 2021-22 Boxscores



Official Basketball Box Score - Final  
**Wisconsin at Milwaukee**  
11/24/21 Kotsche Center, Milwaukee  
2021-22 Women's Basketball

Game Time: 6:00 PM  
Game Duration: 1:53  
Attendance: 976

Officials: Max Berger, Jodie Duffe, Kayla Maxey

Wisconsin - 67

Record: 1-4

| NO. Name            | Min     | FG<br>M-A | 3P<br>M-A | FT<br>M-A | Rebounds<br>OR DR TOT | Fouls<br>PF FD | TP | AS | TO | ST | Blocks<br>BS BA | +/- |
|---------------------|---------|-----------|-----------|-----------|-----------------------|----------------|----|----|----|----|-----------------|-----|
| 41 Sara Stapleton   | F 15:59 | 3-6       | 0-0       | 3-4       | 1 3 4                 | 5 3            | 9  | 1  | 4  | 0  | 0 0             | -3  |
| 2 Katie Nelson      | G 37:39 | 3-8       | 1-4       | 0-0       | 0 1 1                 | 2 2            | 7  | 1  | 0  | 1  | 0 0             | -9  |
| 3 Brooke Schramek   | G 27:01 | 3-6       | 1-3       | 0-0       | 1 1 2                 | 4 0            | 7  | 2  | 4  | 1  | 0 0             | -13 |
| 5 Julie Pospisilova | G 39:14 | 8-16      | 2-5       | 1-1       | 1 1 2                 | 2 4            | 19 | 5  | 2  | 3  | 1 0             | -12 |
| 30 Sydney Hillard   | G 29:16 | 6-6       | 0-0       | 1-3       | 2 4 6                 | 0 2            | 13 | 1  | 4  | 1  | 0 0             | -12 |
| 14 Krystyna Ellew   | 19:27   | 1-5       | 0-1       | 2-2       | 2 0 2                 | 3 2            | 4  | 1  | 1  | 0  | 0 2             | -2  |
| 40 Tara Stauffacher | 12:00   | 1-3       | 0-2       | 0-0       | 3 1 4                 | 0 0            | 2  | 2  | 1  | 0  | 0 0             | -2  |
| 44 Alex Luehring    | 14:42   | 2-5       | 0-1       | 0-0       | 2 2 4                 | 1 0            | 4  | 0  | 0  | 0  | 1 1             | -7  |
| 23 Lexi Duckett     | 04:42   | 1-1       | 0-0       | 0-0       | 0 0 0                 | 0 1            | 2  | 0  | 0  | 0  | 0 0             | 0   |
| Team                |         |           |           |           | 1 1 2                 |                | 0  | 1  |    |    |                 |     |
| Totals              |         | 28-56     | 4-16      | 7-10      | 13 14 27              | 20 14          | 67 | 13 | 17 | 6  | 2 3             | -12 |

Technical Fouls: NONE

| Shooting By Period | 1st   | 2nd   | 3rd | 4th | FT |
|--------------------|-------|-------|-----|-----|----|
| 1st FG%            | 7-11  | 63.6% |     |     |    |
| 3PT%               | 0-3   | 0.0%  |     |     |    |
| FT%                | 5-7   | 71.4% |     |     |    |
| 2nd FG%            | 11-16 | 68.8% |     |     |    |
| 3PT%               | 1-3   | 33.3% |     |     |    |
| FT%                | 0-1   | 0%    |     |     |    |
| 3rd FG%            | 4-14  | 28.6% |     |     |    |
| 3PT%               | 1-6   | 16.7% |     |     |    |
| FT%                | 0-0   | 0%    |     |     |    |
| 4th FG%            | 6-15  | 40.0% |     |     |    |
| 3PT%               | 2-4   | 50.0% |     |     |    |
| FT%                | 2-2   | 100%  |     |     |    |
| GM FG%             | 28-56 | 50.0% |     |     |    |
| 3PT%               | 4-16  | 25.0% |     |     |    |
| FT%                | 7-10  | 70.0% |     |     |    |

Dead Ball Rebounds: 2, 0

Milwaukee - 79

Record: 3-3

| NO. Name             | Min     | FG<br>M-A | 3P<br>M-A | FT<br>M-A | Rebounds<br>OR DR TOT | Fouls<br>PF FD | TP | AS | TO | ST | Blocks<br>BS BA | +/- |
|----------------------|---------|-----------|-----------|-----------|-----------------------|----------------|----|----|----|----|-----------------|-----|
| 12 Emma Wittmershaus | F 29:23 | 6-9       | 0-1       | 3-3       | 4 6 10                | 3 5            | 15 | 3  | 0  | 1  | 2 0             | 15  |
| 3 Megan Walstad      | F 37:52 | 8-13      | 0-3       | 5-7       | 5 3 8                 | 1 4            | 21 | 4  | 2  | 0  | 1 2             | -9  |
| 1 Sydney Staver      | G 24:27 | 2-8       | 1-3       | 0-0       | 0 0 0                 | 3 4            | 5  | 1  | 2  | 3  | 0 0             | -2  |
| 3 Mickaela Schmelzer | G 37:39 | 4-6       | 4-5       | 1-2       | 0 2 2                 | 2 2            | 13 | 3  | 3  | 1  | 0 0             | 9   |
| 10 Miquela Santoro   | G 36:22 | 8-13      | 0-3       | 3-4       | 0 2 2                 | 2 4            | 19 | 4  | 1  | 3  | 0 0             | 18  |
| 13 Macy McGlone      | 04:44   | 0-1       | 0-0       | 2-2       | 1 2 3                 | 0 1            | 2  | 0  | 1  | 0  | 0 0             | 1   |
| 2 Lior Halevi        | 05:28   | 0-1       | 0-1       | 0-0       | 0 0 0                 | 2 0            | 0  | 1  | 0  | 0  | 0 0             | 2   |
| 30 Kendal Nead       | 18:06   | 2-5       | 0-0       | 0-0       | 2 0 2                 | 0 0            | 4  | 1  | 1  | 0  | 0 0             | 11  |
| 24 Jada Donaldson    | 05:59   | 0-0       | 0-0       | 0-0       | 0 0 0                 | 1 0            | 0  | 0  | 0  | 0  | 0 0             | -3  |
| Team                 |         |           |           |           | 0 1 1                 |                | 0  |    |    |    |                 |     |
| Totals               |         | 30-56     | 5-16      | 14-18     | 12 16 28              | 14 20          | 79 | 17 | 10 | 8  | 3 2             | 12  |

Technical Fouls: NONE

| Shooting By Period | 1st   | 2nd    | 3rd | 4th | FT |
|--------------------|-------|--------|-----|-----|----|
| 1st FG%            | 9-16  | 56.3%  |     |     |    |
| 3PT%               | 2-7   | 28.6%  |     |     |    |
| FT%                | 0-0   | 0%     |     |     |    |
| 2nd FG%            | 10-17 | 58.8%  |     |     |    |
| 3PT%               | 1-3   | 33.3%  |     |     |    |
| FT%                | 1-1   | 100%   |     |     |    |
| 3rd FG%            | 5-12  | 41.7%  |     |     |    |
| 3PT%               | 1-5   | 20.0%  |     |     |    |
| FT%                | 8-10  | 80%    |     |     |    |
| 4th FG%            | 6-11  | 54.5%  |     |     |    |
| 3PT%               | 1-1   | 100.0% |     |     |    |
| FT%                | 5-7   | 71.4%  |     |     |    |
| GM FG%             | 30-56 | 53.6%  |     |     |    |
| 3PT%               | 5-16  | 31.3%  |     |     |    |
| FT%                | 14-18 | 77.8%  |     |     |    |

Dead Ball Rebounds: 4, 0

|                       | WIS                      | MKE                       |
|-----------------------|--------------------------|---------------------------|
| Biggest lead          | 7 (2 <sup>nd</sup> 4:10) | 18 (4 <sup>th</sup> 3:24) |
| Best Scoring Run      | 7 (1 <sup>st</sup> 2:59) | 8 (3 <sup>rd</sup> 2:27)  |
| Lead Changes          | 6                        |                           |
| Times Tied            | 6                        |                           |
| Time with Lead        | 06:33                    | 30:25                     |
| Points from Turnovers | 6                        | 23                        |
| Paint                 | 28                       | 30                        |
| Second Chance         | 11                       | 20                        |
| Fast Breaks           | 2                        | 8                         |
| Bench                 | 12                       | 6                         |

|                       | Boise                    | WISCO                     |
|-----------------------|--------------------------|---------------------------|
| Biggest lead          | 2 (1 <sup>st</sup> 4:17) | 19 (4 <sup>th</sup> 4:11) |
| Best Scoring Run      | 4 (4 <sup>th</sup> 9:41) | 8 (4 <sup>th</sup> 4:49)  |
| Lead Changes          | 8                        |                           |
| Times Tied            | 1                        |                           |
| Time with Lead        | 05:54                    | 31:14                     |
| Points from Turnovers | 2                        | 17                        |
| Paint                 | 22                       | 28                        |
| Second Chance         | 7                        | 5                         |
| Fast Breaks           | 0                        | 9                         |
| Bench                 | 11                       | 16                        |

|     | Boise | WISCO |
|-----|-------|-------|
| 1st | 10    | 11    |
| 2nd | 15    | 9     |
| 3rd | 4     | 45    |
| 4th | 9     | 18    |
| 5th | 21    | 12    |
| 6th | 60    | 12    |



Official Basketball Box Score - Final  
**Wisconsin at Colorado**  
11/28/21 CU Events Center, Boulder  
2021-22 Women's Basketball

Game Time: 12:00 PM  
Game Duration: 1:47  
Attendance: 1,075

Officials: Robert Scofield, Cheryl Flores, Tiffany Bird

Wisconsin - 51

Record: 2-5

| NO. Name             | Min     | FG<br>M-A | 3P<br>M-A | FT<br>M-A | Rebounds<br>OR DR TOT | Fouls<br>PF FD | TP | AS | TO | ST | Blocks<br>BS BA | +/- |
|----------------------|---------|-----------|-----------|-----------|-----------------------|----------------|----|----|----|----|-----------------|-----|
| 41 Sara Stapleton    | F 17:18 | 3-5       | 0-0       | 0-0       | 1 3 4                 | 5 2            | 6  | 0  | 2  | 1  | 0 0             | 1   |
| 2 Katie Nelson       | G 36:54 | 1-3       | 0-2       | 0-0       | 3 4 7                 | 2 4            | 2  | 3  | 3  | 0  | 1 0             | -17 |
| 3 Brooke Schramek    | G 31:30 | 1-3       | 0-1       | 0-0       | 1 3 4                 | 1 4            | 21 | 4  | 2  | 0  | 1 2             | -8  |
| 5 Julie Pospisilova  | G 37:14 | 4-12      | 2-7       | 0-0       | 0 2 2                 | 1 2            | 10 | 1  | 5  | 3  | 2 0             | -16 |
| 30 Sydney Hillard    | G 39:19 | 6-8       | 0-0       | 0-0       | 2 2 2                 | 0 0            | 12 | 4  | 3  | 1  | 0 0             | -17 |
| 44 Alex Luehring     | 05:53   | 0-1       | 0-1       | 0-0       | 0 0 0                 | 0 0            | 0  | 0  | 0  | 0  | 0 0             | -3  |
| 14 Krystyna Ellew    | 16:27   | 1-7       | 0-5       | 0-0       | 2 2 2                 | 2 2            | 2  | 0  | 2  | 0  | 0 0             | -16 |
| 40 Tara Stauffacher  | 12:42   | 2-4       | 2-4       | 0-0       | 1 1 1                 | 0 0            | 6  | 1  | 1  | 0  | 0 0             | -5  |
| 23 Lexi Duckett      | 06:43   | 0-1       | 0-1       | 2-3       | 1 0 1                 | 0 3            | 2  | 0  | 1  | 1  | 0 0             | -5  |
| 10 Halle Douglass    | 00:40   | 0-0       | 0-0       | 0-0       | 0 0 0                 | 0 0            | 0  | 0  | 0  | 0  | 0 0             | 2   |
| 22 Lovisa Djurstrom  | 00:40   | 0-0       | 0-0       | 0-0       | 0 0 0                 | 0 0            | 0  | 0  | 0  | 0  | 0 0             | 2   |
| 24 Natalie Leuzinger | 00:40   | 0-0       | 0-0       | 0-0       | 0 0 0                 | 0 0            | 0  | 0  | 0  | 0  | 0 0             | 2   |
| Team                 |         |           |           |           | 5 0 5                 |                | 0  |    |    |    |                 |     |
| Totals               |         | 22-51     | 5-23      | 2-4       | 11 17 28              | 13 14          | 51 | 12 | 18 | 7  | 3 2             | -16 |

Technical Fouls: NONE

| Shooting By Period | 1st   | 2nd   | 3rd | 4th | FT |
|--------------------|-------|-------|-----|-----|----|
| 1st FG%            | 4-11  | 36.4% |     |     |    |
| 3PT%               | 1-6   | 16.7% |     |     |    |
| FT%                | 0-0   | 0%    |     |     |    |
| 2nd FG%            | 5-13  | 38.5% |     |     |    |
| 3PT%               | 1-5   | 20.0% |     |     |    |
| FT%                | 0-1   | 0%    |     |     |    |
| 3rd FG%            | 8-15  | 53.3% |     |     |    |
| 3PT%               | 2-6   | 33.3% |     |     |    |
| FT%                | 0-0   | 0%    |     |     |    |
| 4th FG%            | 5-12  | 41.7% |     |     |    |
| 3PT%               | 1-6   | 16.7% |     |     |    |
| FT%                | 2-3   | 66.7% |     |     |    |
| GM FG%             | 22-51 | 43.1% |     |     |    |
| 3PT%               | 5-23  | 21.7% |     |     |    |
| FT%                | 2-4   | 50.0% |     |     |    |

Dead Ball Rebounds: 0, 1

Colorado - 67

Record: 7-0

| NO. Name           | Min     | FG<br>M-A | 3P<br>M-A | FT<br>M-A | Rebounds<br>OR DR TOT | Fouls<br>PF FD | TP | AS | TO | ST | Blocks<br>BS BA | +/- |
|--------------------|---------|-----------|-----------|-----------|-----------------------|----------------|----|----|----|----|-----------------|-----|
| 33 Peanut Tuitele  | F 26:35 | 1-4       | 0-0       | 3-4       | 2 1 3                 | 0 3            | 5  | 2  | 0  | 1  | 0 0             | 18  |
| 00 Jaylyn Sherrod  | G 24:21 | 1-9       | 0-2       | 0-0       | 0 1 1                 | 0 0            | 2  | 5  | 2  | 4  | 0 2             | 9   |
| 3 Frida Formann    | G 10:52 | 2-5       | 1-3       | 3-3       | 0 0 0                 | 3 1            | 8  | 0  | 0  | 1  | 0 0             | 18  |
| 4 Leslia Finau     | G 26:12 | 4-7       | 2-5       | 0-2       | 5 1 6                 | 3 3            | 10 | 0  | 1  | 1  | 0 0             | 18  |
| 21 Mya Hollingshed | G 29:53 | 7-10      | 2-3       | 2-2       | 0 10 10               | 3 3            | 18 | 2  | 3  | 1  | 2 0             | 13  |
| 11 Quay Miller     | 18:01   | 4-9       | 0-0       | 3-4       | 4 0 4                 | 2 2            | 11 | 1  | 2  | 1  | 0 0             | 15  |
| 1 Tayanna Jones    | 18:11   | 1-4       | 1-3       | 0-0       | 0 2 2                 | 1 0            | 3  | 2  | 0  | 0  | 0 0             | 2   |
| 15 Kindyl Wetta    | 23:59   | 1-4       | 0-1       | 0-0       | 1 0 1                 | 1 0            | 2  | 2  | 0  | 5  | 0 1             | 17  |
| 2 Tameiya Sadler   | 14:56   | 3-4       | 1-2       | 1-2       | 1 0 1                 | 1 1            | 8  | 2  | 0  | 2  | 0 0             | 7   |
| 13 Kylee Blacksten | 04:42   | 0-2       | 0-0       | 0-0       | 1 0 1                 | 0 0            | 0  | 0  | 0  | 0  | 0 0             | -9  |
| 5 Kennedy Taylor   | 00:49   | 0-0       | 0-0       | 0-0       | 0 1 1                 | 0 0            | 0  | 0  | 1  | 0  | 0 0             | -5  |
| 20 Maura Singer    | 00:49   | 0-0       | 0-0       | 0-0       | 0 0 0                 | 1 0            | 0  | 0  | 0  | 0  | 0 0             | -5  |
| 44 Sophie Gerber   | 00:40   | 0-0       | 0-0       | 0-0       | 0 0 0                 | 0 0            | 0  | 0  | 0  | 0  | 0 0             | -2  |
| Team               |         |           |           |           | 4 3 7                 |                | 0  |    |    |    |                 |     |
| Totals             |         | 24-58     | 7-19      | 12-17     | 18 19 37              | 14 13          | 67 | 16 | 9  | 16 | 2 3             | 16  |

Technical Fouls: NONE

|                       | UW                       | CU                        |
|-----------------------|--------------------------|---------------------------|
| Biggest lead          | 4 (1 <sup>st</sup> 8:30) | 21 (4 <sup>th</sup> 1:09) |
| Best Scoring Run      | 7 (3 <sup>rd</sup> 9:48) | 14 (4 <sup>th</sup> 1:09) |
| Lead Changes          | 1                        |                           |
| Times Tied            | 1                        |                           |
| Time with Lead        | 02:05                    | 36:50                     |
| Points from Turnovers | 8                        | 22                        |
| Paint                 | 30                       | 32                        |
| Second Chance         | 9                        | 20                        |
| Fast Breaks           | 2                        | 6                         |
| Bench                 | 10                       | 24                        |

|                       | VAT                       | UW                        |
|-----------------------|---------------------------|---------------------------|
| Biggest lead          | 18 (4 <sup>th</sup> 4:03) | 0 (1 <sup>st</sup> 10:00) |
| Best Scoring Run      | 8 (1 <sup>st</sup> 7:23)  | 7 (4 <sup>th</sup> 0:21)  |
| Lead Changes          | 0                         |                           |
| Times Tied            | 1                         |                           |
| Time with Lead        | 39:21                     | 00:00                     |
| Points from Turnovers | 13                        | 9                         |
| Paint                 | 34                        | 30                        |
| Second Chance         | 5                         | 7                         |
| Fast Breaks           | 5                         | 4                         |
| Bench                 | 29                        | 13                        |

|     | VAT | UW |
|-----|-----|----|
| 1st | 27  | 14 |
| 2nd | 16  | 13 |
| 3rd | 16  | 70 |
| 4th | 17  | 10 |
| 5th | 18  | 15 |
| 6th | 60  | 12 |

Game Time: 6:30 PM  
Game Duration: 1:47  
Attendance: 2,096

Officials: Beverly Roberts, Mark Berger, Tiana Cruse

Virginia Tech - 70

Record: 7-1

| NO. Name            | Min     | FG<br>M-A | 3P<br>M-A | FT<br>M-A | Rebounds<br>OR DR TOT | Fouls<br>PF FD | TP | AS | TO | ST | Blocks<br>BS BA | +/- |
|---------------------|---------|-----------|-----------|-----------|-----------------------|----------------|----|----|----|----|-----------------|-----|
| 33 Elizabeth Killey | C 26:53 | 5-8       | 0-0       | 3-6       | 1 2 3                 | 2 5            | 13 | 3  | 5  | 0  | 1 0             | 10  |
| 2 Aisha Sheppard    | G 16:45 | 2-8       | 1-7       | 0-0       | 1 0 1                 | 3 1            | 5  | 1  | 1  | 0  | 0 0             | 9   |
| 5 Georgia Amoree    | G 32:16 | 3-8       | 3-6       | 0-0       | 0 3 3                 | 4 4            | 9  | 3  | 3  | 0  | 0 0             | 8   |
| 22 Cayla King       | G 37:21 | 2-5       | 2-5       | 4-4       | 0 3 3                 | 2 4            | 10 | 1  | 0  | 0  | 0 0             | 7   |
| 24 Emily Lytle      | G 21:32 | 2-5       | 0-2       | 0-1       | 1 1 2                 | 2 5            | 4  | 2  | 2  | 0  | 1 0             | 16  |
| 23 Kayana Traylor   | 34:48   | 4-7       | 1-2       | 1-2       | 0 3 3                 | 4 1            | 10 | 2  | 0  | 0  | 0 1             | 2   |
| 15 Azana Baines     | 29:26   | 8-11      | 0-0       | 3-7       | 3 7 10                | 3 4            | 19 | 0  | 1  | 1  | 2 1             | 2   |
| 11 D'asia Gregg     | 00:59   | 0-0       | 0-0       | 0-0       | 0 0 0                 | 1 0            | 0  | 0  | 1  | 0  | 0 0             | -4  |
| Team                |         |           |           |           | 0 2 2                 |                | 0  |    |    |    |                 |     |
| Totals              |         | 26-52     | 7-22      | 11-20     | 6 21 27               | 21 24          | 70 | 12 | 13 | 1  | 4 2             | 10  |

Technical Fouls: NONE

| Shooting By Period |       |       |
|--------------------|-------|-------|
| FG%                | 10-14 | 71.4% |
| 3PT%               | 6-9   | 66.7% |
| FT%                | 1-2   | 50%   |
| FG%                | 4-11  | 36.4% |
| 3PT%               | 0-3   | 0.0%  |
| FT%                | 6-9   | 66.7% |
| FG%                | 7-15  | 46.7% |
| 3PT%               | 0-4   | 0.0%  |
| FT%                | 2-7   | 28.6% |
| FG%                | 5-12  | 41.7% |
| 3PT%               | 1-6   | 16.7% |
| FT%                | 2-2   | 100%  |
| FG%                | 26-52 | 50.0% |
| 3PT%               | 7-22  | 31.8% |
| FT%                | 11-20 | 55.0% |

## 2021-22 Boxscores



Official Basketball Box Score - Final  
**Wisconsin at Northwestern**  
 12/05/21 Welsh-Ryan Arena, Evanston  
 2021-22 Women's Basketball

Game Time: 2:00 PM  
 Game Duration: 1:47  
 Attendance: 1,231

Officials: Kevin Pethet, Brian Garland, Missy Brooks

| Wisconsin - 49 |                   | Record: 2-7 (0-1) |           |           |           |                       |                |    |    |    |         |                 |                      |                    |       |       |       |
|----------------|-------------------|-------------------|-----------|-----------|-----------|-----------------------|----------------|----|----|----|---------|-----------------|----------------------|--------------------|-------|-------|-------|
| NO.            | Name              | Min               | FG<br>M-A | 3P<br>M-A | FT<br>M-A | Rebounds<br>OR DR TOT | Fouls<br>PF FD | TP | AS | TO | ST      | Blocks<br>BS BA | +/-                  | Shooting By Period |       |       |       |
| 41             | Sara Stapleton    | F 29:23           | 2-7       | 0-0       | 2-2       | 2 4 6                 | 4 1            | 6  | 1  | 5  | 0       | 2 1 -5          |                      | 1 <sup>st</sup>    | FG%   | 2-12  | 16.7% |
| 2              | Katie Nelson      | G 40:00           | 1-3       | 1-2       | 0-0       | 0 5 5                 | 4 0            | 3  | 1  | 2  | 3       | 0 0 -12         |                      | 3PT%               | 1-7   | 14.3% |       |
| 3              | Brooke Schramek   | G 32:47           | 6-9       | 1-2       | 5-7       | 1 3 4                 | 3 5 18         | 2  | 2  | 0  | 0       | 1 -7            |                      | FT%                | 2-4   | 50%   |       |
| 5              | Julie Pospisilova | G 36:08           | 4-15      | 1-9       | 3-4       | 0 6 6                 | 1 2 12         | 3  | 7  | 1  | 0 1 -7  |                 |                      | 2 <sup>nd</sup>    | FG%   | 4-9   | 44.4% |
| 30             | Sydney Hillard    | G 34:32           | 0-3       | 0-0       | 0-2       | 0 1 1                 | 3 2 0          | 4  | 5  | 1  | 0 2 -11 |                 |                      | 3PT%               | 1-2   | 50.0% |       |
| 10             | Halle Douglass    | 20:27             | 3-6       | 0-1       | 4-5       | 0 2 2                 | 3 4 10         | 0  | 0  | 1  | 0 1 -8  |                 |                      | FT%                | 2-2   | 100%  |       |
| 14             | Krystyna Eliew    | 06:00             | 0-0       | 0-0       | 0-0       | 0 1 1                 | 0 0 0          | 1  | 1  | 0  | 0 0 -8  |                 |                      | 3 <sup>rd</sup>    | FG%   | 4-9   | 44.4% |
| 40             | Tara Stauffacher  | 00:43             | 0-0       | 0-0       | 0-0       | 0 0 0                 | 0 0 0          | 0  | 0  | 0  | 0 0 -2  |                 |                      | 3PT%               | 0-2   | 0.0%  |       |
| Team           |                   |                   |           |           |           | 1 2 3                 |                | 0  | 1  |    |         |                 |                      | FT%                | 6-6   | 100%  |       |
| Totals         |                   |                   | 16-43     | 3-14      | 14-20     | 4 24 28               | 18 14          | 49 | 12 | 23 | 6       | 2 6 -12         |                      | 4 <sup>th</sup>    | FG%   | 6-13  | 46.2% |
|                |                   |                   |           |           |           |                       |                |    |    |    |         |                 | 3PT%                 | 1-3                | 33.3% |       |       |
|                |                   |                   |           |           |           |                       |                |    |    |    |         |                 | FT%                  | 4-8                | 50%   |       |       |
|                |                   |                   |           |           |           |                       |                |    |    |    |         |                 | GM FG%               | 16-43              | 37.2% |       |       |
|                |                   |                   |           |           |           |                       |                |    |    |    |         |                 | 3PT%                 | 3-14               | 21.4% |       |       |
|                |                   |                   |           |           |           |                       |                |    |    |    |         |                 | FT%                  | 14-20              | 70.0% |       |       |
|                |                   |                   |           |           |           |                       |                |    |    |    |         |                 | Technical Fouls:NONE |                    |       |       |       |

Dead Ball Rebounds: 5, 0

| Northwestern - 61 |                    | Record: 6-3 (1-0) |           |           |           |                       |                |    |    |    |    |                 |                          |                    |       |            |
|-------------------|--------------------|-------------------|-----------|-----------|-----------|-----------------------|----------------|----|----|----|----|-----------------|--------------------------|--------------------|-------|------------|
| NO.               | Name               | Min               | FG<br>M-A | 3P<br>M-A | FT<br>M-A | Rebounds<br>OR DR TOT | Fouls<br>PF FD | TP | AS | TO | ST | Blocks<br>BS BA | +/-                      | Shooting By Period |       |            |
| 10                | Caileigh Walsh     | F 18:17           | 6-12      | 2-3       | 0-0       | 2 1 3                 | 5 1            | 14 | 1  | 2  | 1  | 1 1 10          |                          | 1 <sup>st</sup>    | FG%   | 8-20 40.0% |
| 15                | Courtney Shaw      | F 27:06           | 2-8       | 0-0       | 3-4       | 5 5 10                | 2 4            | 7  | 0  | 2  | 1  | 1 0 3           |                          | 3PT%               | 1-4   | 25.0%      |
| 4                 | Jillian Brown      | G 31:19           | 2-7       | 2-5       | 1-2       | 1 3 4                 | 2 2            | 7  | 2  | 1  | 1  | 1 0 5           |                          | FT%                | 0-0   | 0%         |
| 12                | Veronica Burton    | G 38:55           | 3-8       | 1-4       | 12-12     | 0 3 3                 | 2 8            | 19 | 6  | 4  | 4  | 2 0 10          |                          | 2 <sup>nd</sup>    | FG%   | 6-19 31.6% |
| 21                | Melannie Daley     | G 32:34           | 3-13      | 0-1       | 0-0       | 1 2 3                 | 0 0            | 6  | 2  | 3  | 3  | 0 0 14          |                          | 3PT%               | 2-5   | 40.0%      |
| 20                | Paige Mott         | 23:59             | 2-4       | 0-0       | 0-0       | 2 4 6                 | 1 1            | 4  | 1  | 2  | 0  | 0 0 -4          |                          | FT%                | 2-2   | 100%       |
| 23                | Jasmine McWilliams | 09:28             | 1-3       | 0-0       | 0-0       | 1 2 3                 | 1 0            | 2  | 2  | 0  | 0  | 0 0 8           |                          | 3 <sup>rd</sup>    | FG%   | 4-11 36.4% |
| 1                 | Kaylah Rainey      | 08:31             | 0-3       | 0-1       | 0-0       | 0 0 0                 | 0 0 0          | 0  | 0  | 0  | 1  | 0 1 0           |                          | 3PT%               | 2-3   | 66.7%      |
| 13                | Mercy Ademusayo    | 06:04             | 0-1       | 0-0       | 0-0       | 0 1 1                 | 1 1            | 0  | 0  | 0  | 0  | 1 0 4           |                          | FT%                | 0-0   | 0%         |
| 42                | Anna Morris        | 03:47             | 1-1       | 0-0       | 0-0       | 0 0 0                 | 0 1 2          | 0  | 0  | 0  | 0  | 0 0 10          |                          | 4 <sup>th</sup>    | FG%   | 2-10 20.0% |
| Team              |                    |                   |           |           |           | 4 3 7                 |                | 0  | 2  |    |    |                 |                          | 3PT%               | 0-2   | 0.0%       |
| Totals            |                    |                   | 20-60     | 5-14      | 16-18     | 16 24 40              | 14 18          | 61 | 14 | 16 | 11 | 6 2 12          |                          | GM FG%             | 20-60 | 33.3%      |
|                   |                    |                   |           |           |           |                       |                |    |    |    |    |                 | 3PT%                     | 5-14               | 35.7% |            |
|                   |                    |                   |           |           |           |                       |                |    |    |    |    |                 | FT%                      | 16-18              | 88.9% |            |
|                   |                    |                   |           |           |           |                       |                |    |    |    |    |                 | Technical Fouls:NONE     |                    |       |            |
|                   |                    |                   |           |           |           |                       |                |    |    |    |    |                 | Dead Ball Rebounds: 2, 0 |                    |       |            |

|                  | UW                       | NU                        |
|------------------|--------------------------|---------------------------|
| Biggest lead     | 1 (1 <sup>st</sup> 8:57) | 18 (3 <sup>rd</sup> 8:08) |
| Best Scoring Run | 9 (4 <sup>th</sup> 7:35) | 9 (2 <sup>nd</sup> 8:34)  |
| Lead Changes     | 4                        |                           |
| Times Tied       | 0                        |                           |
| Time with Lead   | 01:33                    | 37:43                     |

| Points from   | UW | NU |
|---------------|----|----|
| Turnovers     | 13 | 21 |
| Paint         | 16 | 24 |
| Second Chance | 6  | 12 |
| Fast Breaks   | 0  | 15 |
| Bench         | 10 | 8  |

| Period by Period Scoring | UW | NU |
|--------------------------|----|----|
| 1st                      | 17 | 16 |
| 2nd                      | 16 | 10 |
| 3rd                      | 14 | 17 |
| 4th                      | 17 | 49 |



Official Basketball Box Score - Final  
**Green Bay at Wisconsin**  
 12/12/21 Kohl Center, Madison  
 2021-22 Women's Basketball

Game Time: 2:00 PM  
 Game Duration: 1:50  
 Attendance: 3,906

Officials: Tim Daley, Kaley Entlerline, Erica Parker

| Green Bay - 63           |         | Record: 5-4 |        |        |                    |             |    |    |    |    |              |     |                          |       |       |  |  |
|--------------------------|---------|-------------|--------|--------|--------------------|-------------|----|----|----|----|--------------|-----|--------------------------|-------|-------|--|--|
| NO. Name                 | Min     | FG M-A      | 3P M-A | FT M-A | Rebounds OR DR TOT | Fouls PF FD | TP | AS | TO | ST | Blocks BS BA | +/- | Shooting By Period       |       |       |  |  |
| 45 Brooklyn Blackburn    | F 16:12 | 1-5         | 0-0    | 1-2    | 1 1 2              | 4 1         | 3  | 1  | 0  | 0  | 0 1 9        |     | 1 <sup>st</sup> FG%      | 8-13  | 61.5% |  |  |
| 0 Hailey Oskley          | G 32:25 | 4-10        | 1-5    | 5-6    | 2 0 2              | 1 3 14      | 3  | 0  | 2  | 0  | 0 0 9        |     | 3PT%                     | 4-5   | 80.0% |  |  |
| 1 Cassie Schiltz         | G 13:41 | 3-6         | 2-4    | 0-0    | 0 2 2              | 0 0 0       | 8  | 2  | 1  | 0  | 1 1 5        |     | FT%                      | 3-3   | 100%  |  |  |
| 12 Callie Genke          | G 11:26 | 0-1         | 0-1    | 0-0    | 0 3 3              | 1 1         | 0  | 1  | 0  | 1  | 0 0 5        |     | 2 <sup>nd</sup> FG%      | 3-14  | 21.4% |  |  |
| 14 Meghan Pingel         | G 28:29 | 1-3         | 0-1    | 3-3    | 1 1 2              | 2 3 5       | 3  | 1  | 0  | 0  | 0 0 11       |     | 3PT%                     | 1-1   | 100%  |  |  |
| 34 Maddy Schreiber       | 30:56   | 3-7         | 2-3    | 0-0    | 3 6 9              | 3 1         | 8  | 3  | 3  | 1  | 0 0 10       |     | 3 <sup>rd</sup> FG%      | 6-19  | 31.6% |  |  |
| 22 Bailey Butler         | 28:15   | 3-7         | 2-4    | 1-2    | 0 2 2              | 0 2 9       | 1  | 1  | 3  | 0  | 0 6          |     | FT%                      | 2-10  | 20.0% |  |  |
| 21 Jasmine Kondrakiewicz | 05:11   | 1-2         | 0-0    | 2-2    | 0 0 0              | 3 2 4       | 0  | 2  | 0  | 0  | 0 -2         |     | FT%                      | 1-2   | 50%   |  |  |
| 24 Sydney Levy           | 19:08   | 2-9         | 2-7    | 0-0    | 0 2 2              | 0 2 6       | 0  | 1  | 2  | 0  | 1 -1         |     | 4 <sup>th</sup> FG%      | 4-10  | 40.0% |  |  |
| 35 Julia Hartwig         | 14:17   | 3-6         | 0-0    | 0-0    | 2 1 3              | 1 1         | 6  | 2  | 2  | 0  | 0 1 4        |     | 3PT%                     | 1-3   | 33.3% |  |  |
| Team                     |         |             |        |        | 2 3 5              |             | 0  | 1  |    |    |              |     | FT%                      | 7-9   | 77.8% |  |  |
| Totals                   |         | 21-56       | 9-25   | 12-15  | 11 21 32           | 15 16       | 63 | 16 | 12 | 9  | 1 4 10       |     | GM FG%                   | 21-56 | 37.5% |  |  |
|                          |         |             |        |        |                    |             |    |    |    |    |              |     | 3PT%                     | 9-25  | 36.0% |  |  |
|                          |         |             |        |        |                    |             |    |    |    |    |              |     | FT%                      | 12-15 | 80.0% |  |  |
|                          |         |             |        |        |                    |             |    |    |    |    |              |     | Technical Fouls:NONE     |       |       |  |  |
|                          |         |             |        |        |                    |             |    |    |    |    |              |     | Dead Ball Rebounds: 0, 1 |       |       |  |  |

| Wisconsin - 53      |         | Record: 2-9 |           |           |                       |                |    |    |    |    |                 |     |                          |             | Dead Ball Rebounds: 0, 1 |  |
|---------------------|---------|-------------|-----------|-----------|-----------------------|----------------|----|----|----|----|-----------------|-----|--------------------------|-------------|--------------------------|--|
| NO. Name            | Min     | FG<br>M-A   | 3P<br>M-A | FT<br>M-A | Rebounds<br>OR DR TOT | Fouls<br>PF FD | TP | AS | TO | ST | Blocks<br>BS BA | +/- | Shooting By Period       |             |                          |  |
| 41 Sara Stapleton   | F 19:22 | 1-4         | 0-0       | 2-2       | 2 1 3                 | 2 2            | 4  | 0  | 2  | 0  | 2 0             | -12 | 1 <sup>st</sup> FG%      | 3-10 30.0%  |                          |  |
| 2 Katie Nelson      | G 40:00 | 1-4         | 1-2       | 0-0       | 0 3 3                 | 4 3            | 3  | 4  | 4  | 0  | 0 0             | -10 | 3PT%                     | 3-6 50.0%   |                          |  |
| 3 Brooke Schramek   | G 32:14 | 3-8         | 2-3       | 3-4       | 4 3 7                 | 2 3            | 11 | 1  | 4  | 0  | 0 0             | -14 | FT%                      | 2-2 100%    |                          |  |
| 5 Julie Pospisilova | G 39:09 | 5-12        | 2-5       | 2-4       | 1 5 6                 | 3 3            | 14 | 5  | 3  | 2  | 2 0             | -8  | 2 <sup>nd</sup> FG%      | 3-15 20.0%  |                          |  |
| 14 Krystyna Eliew   | G 37:42 | 8-19        | 5-12      | 0-0       | 1 8 9                 | 3 2            | 21 | 0  | 1  | 0  | 0 0             | -11 | 3PT%                     | 2-8 25.0%   |                          |  |
| 10 Halle Douglass   | 12:27   | 0-0         | 0-0       | 0-0       | 1 2 1                 | 1 0            | 1  | 0  | 1  | 0  | 0 0             | -3  | FT%                      | 2-2 100%    |                          |  |
| 23 Lexi Duckett     | 03:54   | 0-0         | 0-0       | 0-0       | 0 2 2                 | 1 0            | 0  | 0  | 1  | 0  | 0 0             | -2  | 3 <sup>rd</sup> FG%      | 6-11 54.5%  |                          |  |
| 40 Tara Stauffacher | 15:12   | 0-1         | 0-1       | 0-0       | 1 2 3                 | 1 0            | 0  | 0  | 4  | 3  | 0 0             | 4   | 3PT%                     | 3-5 60.0%   |                          |  |
| Team                |         |             |           |           | 1 2 3                 |                | 0  | 0  |    |    |                 |     | FT%                      | 0-0 0%      |                          |  |
| Totals              |         | 18-48       | 10-23     | 7-10      | 11 26 37              | 16 15          | 53 | 11 | 20 | 5  | 4 1             | -10 | 4 <sup>th</sup> FG%      | 6-12 50.0%  |                          |  |
|                     |         |             |           |           |                       |                |    |    |    |    |                 |     | 3PT%                     | 2-4 50.0%   |                          |  |
|                     |         |             |           |           |                       |                |    |    |    |    |                 |     | FT%                      | 3-6 50%     |                          |  |
|                     |         |             |           |           |                       |                |    |    |    |    |                 |     | GM FG%                   | 18-48 37.5% |                          |  |
|                     |         |             |           |           |                       |                |    |    |    |    |                 |     | 3PT%                     | 10-23 43.5% |                          |  |
|                     |         |             |           |           |                       |                |    |    |    |    |                 |     | FT%                      | 7-10 70.0%  |                          |  |
|                     |         |             |           |           |                       |                |    |    |    |    |                 |     | Technical Fouls:NONE     |             |                          |  |
|                     |         |             |           |           |                       |                |    |    |    |    |                 |     | Dead Ball Rebounds: 0, 1 |             |                          |  |

|                  | UWGB                      | UW                        |
|------------------|---------------------------|---------------------------|
| Biggest lead     | 15 (1 <sup>st</sup> 0:43) | 0 (1 <sup>st</sup> 10:00) |
| Best Scoring Run | 11 (1 <sup>st</sup> 6:52) | 11 (2 <sup>nd</sup> 5:05) |
| Lead Changes     | 0                         |                           |
| Times Tied       | 0                         |                           |
| Time with Lead   | 38:56                     | 00:00                     |

| Points from   | UWGB | UW |
|---------------|------|----|
| Turnovers     | 22   | 9  |
| Paint         | 18   | 10 |
| Second Chance | 4    | 10 |
| Fast Breaks   | 7    | 9  |
| Bench         | 33   | 0  |

| Period by Period Scoring | UWGB | UW |
|--------------------------|------|----|
| 1st                      | 23   | 9  |
| 2nd                      | 15   | 16 |
| 3rd                      | 16   | 63 |
| 4th                      | 17   | 53 |



Official Basketball Box Score - Final  
**Michigan at Wisconsin**  
 12/09/21 Kohl Center, Madison  
 2021-22 Women's Basketball

Game Time: 8:05 PM  
 Game Duration: 1:50  
 Attendance: 2,069

Officials: Gina Cross, Felicia Grinter, Angelica Suthren



## 2021-22 Boxscores



Official Basketball Box Score - Final  
Indiana at Wisconsin  
01/05/22 Kohl Center, Madison  
2021-22 Women's Basketball

Game Time: 6:30 PM  
Game Duration: 1:39  
Attendance: 2,053

Officials: Michael McConnell, Nykeshia Thompson, Angelica Saffron

| Indiana - 76 |                        | Record: 12-2 (4-0) |      |       |     |          |    |       |    |    |    |    |        |    |     |                    |                          |             |       |     |
|--------------|------------------------|--------------------|------|-------|-----|----------|----|-------|----|----|----|----|--------|----|-----|--------------------|--------------------------|-------------|-------|-----|
| NO.          | Name                   | Min                | FG   | 3P    | FT  | Rebounds |    | Fouls | TP | AS | TO | ST | Blocks |    | +/- | Shooting By Period |                          |             |       |     |
|              |                        |                    | M-A  | M-A   | M-A | OR       | DR | PF    |    |    |    |    | FD     | BS |     | BA                 | 1st                      | 2nd         | 3rd   | 4th |
| 10           | Aleksa Gulbe           | F 37:28            | 4-10 | 1-3   | 4-5 | 3        | 4  | 7     | 3  | 4  | 13 | 1  | 1      | 2  | 1   | 0                  | 29                       | 3PT% 6-5    | 42.9% |     |
| 54           | Mackenzie Holmes       | F 25:26            | 6-11 | 0-1   | 4-4 | 3        | 5  | 8     | 1  | 3  | 16 | 0  | 2      | 0  | 1   | 1                  | 18                       | FT% 3-4     | 75%   |     |
| 4            | Nicole Cardano-Hillary | G 35:02            | 4-12 | 2-7   | 1-1 | 0        | 1  | 1     | 2  | 2  | 11 | 3  | 2      | 1  | 0   | 0                  | 16                       | 2ndFG% 8-14 | 57.1% |     |
| 14           | Ali Patberg            | G 35:24            | 6-8  | 4-5   | 2-2 | 0        | 4  | 4     | 0  | 2  | 18 | 3  | 1      | 0  | 0   | 0                  | 30                       | 3PT% 2-4    | 50.0% |     |
| 34           | Grace Berger           | G 36:03            | 4-9  | 0-0   | 1-2 | 0        | 8  | 8     | 3  | 2  | 9  | 11 | 1      | 1  | 0   | 0                  | 22                       | FT% 1-1     | 100%  |     |
| 23           | Kiandra Browne         | 13:54              | 2-3  | 0-0   | 0-0 | 3        | 1  | 4     | 4  | 1  | 4  | 0  | 4      | 0  | 0   | 0                  | 7                        | 3rdFG% 7-14 | 50.0% |     |
| 1            | Kaitlin Peterson       | 13:31              | 2-5  | 1-3   | 0-0 | 1        | 1  | 2     | 1  | 0  | 5  | 0  | 2      | 0  | 0   | 0                  | 1                        | 3PT% 1-4    | 25.0% |     |
| 24           | Mona Zaric             | 01:36              | 0-0  | 0-0   | 0-0 | 0        | 0  | 0     | 0  | 0  | 0  | 0  | 0      | 0  | 0   | 0                  | -4                       | FT% 6-6     | 100%  |     |
| 25           | Anielle Wisne          | 01:36              | 0-0  | 0-0   | 0-0 | 0        | 0  | 0     | 0  | 0  | 0  | 0  | 0      | 0  | 0   | 0                  | -4                       | 4thFG% 7-16 | 43.8% |     |
|              |                        |                    |      |       |     |          |    |       |    |    |    |    |        |    |     |                    | 3PT% 3-6                 | 50.0%       |       |     |
| Team         |                        |                    |      |       |     | 0        | 2  | 2     |    |    | 0  |    |        |    |     |                    | FT% 2-3                  | 66.7%       |       |     |
| Totals       |                        | 28:58              | 8-19 | 12-14 | 10  | 26       | 36 | 14    | 14 | 76 | 18 | 13 | 4      | 2  | 1   | 23                 | GMFG% 28-58              | 48.3%       |       |     |
|              |                        |                    |      |       |     |          |    |       |    |    |    |    |        |    |     |                    | 3PT% 8-19                | 42.1%       |       |     |
|              |                        |                    |      |       |     |          |    |       |    |    |    |    |        |    |     |                    | FT% 12-14                | 85.7%       |       |     |
|              |                        |                    |      |       |     |          |    |       |    |    |    |    |        |    |     |                    | Dead Ball Rebounds: 3, 4 |             |       |     |
|              |                        |                    |      |       |     |          |    |       |    |    |    |    |        |    |     |                    | Technical Fouls: NONE    |             |       |     |

| Wisconsin - 53 |                   | Record: 3-10 (0-3) |           |           |           |                       |             |    |    |    |    |                 |     |                    |                          |       |             |       |  |                       |  |
|----------------|-------------------|--------------------|-----------|-----------|-----------|-----------------------|-------------|----|----|----|----|-----------------|-----|--------------------|--------------------------|-------|-------------|-------|--|-----------------------|--|
| NO.            | Name              | Min                | FG<br>M-A | 3P<br>M-A | FT<br>M-A | Rebounds<br>OR DR TOT | Fouls<br>PF | TP | AS | TO | ST | Blocks<br>BS BA | +/- | Shooting By Period |                          |       |             |       |  |                       |  |
| 2              | Katie Nelson      | G 36:34            | 0-0       | 0-0       | 2-2       | 1 3 4                 | 0 5         | 2  | 4  | 1  | 2  | 0               | 0   | -27                | 1 <sup>st</sup> FG% 4-13 | 30.8% |             |       |  |                       |  |
| 3              | Brooke Schramek   | G 30:22            | 1-7       | 1-3       | 4-4       | 1 5 6                 | 2 3 7       | 2  | 1  | 2  | 1  | 0               | 1   | -15                | 3P1% 2-6                 | 33.3% | 2-6         | 100%  |  |                       |  |
| 5              | Julie Pospisilova | G 30:35            | 6-12      | 3-7       | 0-0       | 1 3 4                 | 4 0         | 15 | 1  | 3  | 2  | 0               | 0   | -26                | FT% 2-2                  | 100%  |             |       |  |                       |  |
| 10             | Halle Douglass    | G 29:48            | 4-12      | 1-6       | 0-0       | 0 4 4                 | 2 1 9       | 0  | 1  | 0  | 0  | 1               | 0   | -26                | 2 <sup>nd</sup> FG% 4-16 | 25.0% |             |       |  |                       |  |
| 30             | Sydney Hillard    | G 35:14            | 5-12      | 0-0       | 0-0       | 2 0 2                 | 0 1         | 10 | 4  | 3  | 3  | 0               | 0   | -21                | 3P1% 1-5                 | 20.0% |             |       |  |                       |  |
| 14             | Krystyna Ellw     | 19:34              | 2-9       | 1-5       | 0-0       | 0 1 1                 | 2 1         | 5  | 0  | 2  | 1  | 0               | 0   | -2                 | FT% 0-0                  | 0%    |             |       |  |                       |  |
| 41             | Sara Stapleton    | 11:25              | 2-3       | 0-0       | 0-0       | 0 0 0                 | 3 3         | 5  | 0  | 2  | 0  | 0               | 0   | -4                 | 3 <sup>rd</sup> FG% 9-18 | 50.0% |             |       |  |                       |  |
| 40             | Tara Stauffacher  | 04:52              | 0-1       | 0-0       | 0-0       | 0 0 0                 | 1 0         | 1  | 0  | 0  | 0  | 0               | 0   | 2                  | 3P1% 1-3                 | 33.3% |             |       |  |                       |  |
| 24             | Natalie Leuzinger | 01:36              | 0-0       | 0-0       | 0-0       | 0 0 0                 | 0 0         | 0  | 0  | 0  | 0  | 0               | 0   | 4                  | FT% 2-3                  | 66.7% |             |       |  |                       |  |
| Team           |                   |                    |           |           |           | 1 3 4                 |             | 0  | 1  |    |    |                 |     |                    | 4 <sup>th</sup> FG% 3-9  | 33.3% |             |       |  |                       |  |
|                |                   |                    |           |           |           |                       |             |    |    |    |    |                 |     |                    | 3P1% 2-7                 | 28.6% |             |       |  |                       |  |
|                |                   |                    |           |           |           |                       |             |    |    |    |    |                 |     |                    | FT% 3-4                  | 75%   |             |       |  |                       |  |
| Totals         |                   | 20:56              | 6-21      | 7-9       | 6         | 19                    | 25          | 14 | 14 | 53 | 12 | 14              | 8   | 1                  | 2                        | -23   | GMFG% 20-56 | 35.7% |  |                       |  |
|                |                   |                    |           |           |           |                       |             |    |    |    |    |                 |     |                    | 3P1% 6-21                | 28.6% |             |       |  |                       |  |
|                |                   |                    |           |           |           |                       |             |    |    |    |    |                 |     |                    | FT% 7-9                  | 77.8% |             |       |  |                       |  |
|                |                   |                    |           |           |           |                       |             |    |    |    |    |                 |     |                    |                          |       |             |       |  | Dead Ball Rebounds: 2 |  |

|                  | IU                        | UW                       | Points from   | IU | UW | Period by Period Scoring |     |     |     |     |    |    |    |   |    |    |    |
|------------------|---------------------------|--------------------------|---------------|----|----|--------------------------|-----|-----|-----|-----|----|----|----|---|----|----|----|
| Biggest lead     | 27 (4 <sup>th</sup> 1:59) | 6 (1 <sup>st</sup> 6:13) | Turnovers     | 9  | 8  | 1st                      | 2nd | 3rd | 4th | TOT |    |    |    |   |    |    |    |
| Best Scoring Run | 14 (3 <sup>rd</sup> 7:56) | 8 (1 <sup>st</sup> 6:13) | Paint         | 34 | 20 | IU                       | 17  | 19  | 21  | 19  | 76 | UW | 12 | 9 | 21 | 11 | 53 |
| Lead Changes     | 2                         |                          | Second Chance | 8  | 7  |                          |     |     |     |     |    |    |    |   |    |    |    |
| Times Tied       | 0                         |                          | Fast Breaks   | 6  | 0  |                          |     |     |     |     |    |    |    |   |    |    |    |
| Time with Lead   | 33:12                     | 06:33                    | Bench         | 9  | 10 |                          |     |     |     |     |    |    |    |   |    |    |    |



Official Basketball Box Score - Final  
Wisconsin at Illinois  
01/09/22 State Farm Center, Champaign  
2021-22 Women's Basketball


Game Time: 2:00 PM  
Game Duration: 1:36  
Attendance: 2,066

Officials: Maggie Tieran, Kalei Enterline, Timothy Greene

| Wisconsin - 47        |                   | Record: 3-11 (0-4) |           |           |           |                       |                |    |    |    |    |                 |     |                    |      |      |       |       |       |      |       |       |
|-----------------------|-------------------|--------------------|-----------|-----------|-----------|-----------------------|----------------|----|----|----|----|-----------------|-----|--------------------|------|------|-------|-------|-------|------|-------|-------|
| NO.                   | Name              | Min                | FG<br>M-A | 3P<br>M-A | FT<br>M-A | Rebounds<br>OR DR TOT | Fouls<br>PF FD | TP | AS | TO | ST | Blocks<br>BS BA | +-  | Shooting By Period |      |      |       |       |       |      |       |       |
| 2                     | Katie Nelson      | G 40:00            | 5-12      | 2-7       | 0-2       | 0 4 4                 | 2              | 4  | 12 | 6  | 1  | 1               | 0   | 0                  | -21  | 1st  | FG%   | 5-16  | 31.3% |      |       |       |
| 3                     | Brooke Schramek   | G 16:16            | 1-6       | 1-4       | 0-0       | 2 0 2                 | 1 0 3          | 2  | 3  | 2  | 3  | 0               | 0   | 2                  | -7   | 3PT% | 3-9   | 33.3% |       |      |       |       |
| 5                     | Julie Pospisilova | G 38:31            | 6-20      | 2-8       | 0-0       | 1 2 3                 | 3 3 3          | 14 | 1  | 4  | 2  | 1               | 0   | -23                | FT%  | 0-0  | 0%    |       |       |      |       |       |
| 10                    | Halle Douglass    | G 31:29            | 1-2       | 0-1       | 2-2       | 2 5 7                 | 2 2 4          | 4  | 1  | 1  | 2  | 0               | 1   | -15                | 2nd  | FG%  | 8-16  | 50.0% |       |      |       |       |
| 14                    | Krystyna Ellw     | G 26:27            | 3-9       | 1-4       | 0-0       | 1 1 2                 | 3 0 7          | 0  | 2  | 0  | 2  | 0               | 1   | -25                | 3PT% | 3-9  | 33.3% |       |       |      |       |       |
| 40                    | Tara Stauffacher  | 25:34              | 1-4       | 0-3       | 0-0       | 1 4 5                 | 1 0 2          | 1  | 2  | 0  | 0  | 0               | 0   | -7                 | FT%  | 0-0  | 0%    |       |       |      |       |       |
| 41                    | Sara Stapleton    | 10:32              | 1-2       | 0-0       | 0-0       | 1 2 3                 | 1 1 2          | 0  | 2  | 0  | 0  | 1               | 0   | -8                 | 3rd  | FG%  | 3-11  | 27.3% |       |      |       |       |
| 24                    | Natalie Leuzinger | 10:25              | 1-3       | 1-3       | 0-0       | 0 0 0                 | 3 0 3          | 0  | 1  | 0  | 0  | 0               | 0   | 3                  | 3PT% | 1-7  | 14.3% |       |       |      |       |       |
| 23                    | Lexi Duckett      | 00:46              | 0-0       | 0-0       | 0-0       | 0 0 0                 | 0 0 0          | 0  | 0  | 0  | 0  | 0               | 0   | -2                 | FT%  | 2-2  | 100%  |       |       |      |       |       |
| Team                  |                   |                    |           |           |           | 3 1 4                 |                | 0  |    | 0  |    |                 |     | 4th                | FG%  | 3-15 | 20.0% |       |       |      |       |       |
| Totals                |                   | 19:58              | 7-30      | 2-4       | 11 19 30  | 16 10                 | 47             | 12 | 15 | 5  | 2  | 6               | -21 |                    | 3PT% | 0-5  | 0.0%  |       |       |      |       |       |
|                       |                   |                    |           |           |           |                       |                |    |    |    |    |                 |     |                    | FT%  | 0-2  | 0%    |       |       |      |       |       |
| Technical Fouls: NONE |                   |                    |           |           |           |                       |                |    |    |    |    |                 |     |                    |      |      |       |       | GM    | FG%  | 19-58 | 32.8% |
|                       |                   |                    |           |           |           |                       |                |    |    |    |    |                 |     |                    |      |      |       |       |       | 3PT% | 7-30  | 23.3% |
|                       |                   |                    |           |           |           |                       |                |    |    |    |    |                 |     |                    |      |      |       |       |       | FT%  | 2-4   | 50.0% |

| Illinois - 68        |                   | Record: 6-8 (1-2) |           |           |           |                   |                |    |    |    |    |                 |     |                    |                                |                                |                 | Dead Ball Rebounds: 1 |  |
|----------------------|-------------------|-------------------|-----------|-----------|-----------|-------------------|----------------|----|----|----|----|-----------------|-----|--------------------|--------------------------------|--------------------------------|-----------------|-----------------------|--|
| NO.                  | Name              | Min               | FG<br>M-A | 3P<br>M-A | FT<br>M-A | Rebounds<br>OR DR | Fouls<br>PF FD | TP | AS | TO | ST | Blocks<br>BS BA | +/- | Shooting By Period |                                |                                |                 |                       |  |
| 20                   | Erika Porter      | F 22:46           | 2-5       | 0-0       | 1-2       | 1 6               | 7 0            | 1  | 5  | 1  | 3  | 0               | 4   | 1                  | 16                             | 1 <sup>st</sup> FG% 7-16 43.8% |                 |                       |  |
| 44                   | Kendall Bostic    | F 31:11           | 2-3       | 0-1       | 0-0       | 5 9               | 14 1           | 1  | 4  | 0  | 2  | 1               | 0   | 0                  | 20                             | 3PT% 4-8 50.0%                 |                 |                       |  |
| 5                    | De'Myia Brown     | G 17:20           | 2-9       | 1-4       | 2-2       | 0 1               | 2 1            | 2  | 1  | 7  | 2  | 0               | 0   | 1                  | 1                              | 2                              | 50.0% 5-6 83.3% |                       |  |
| 11                   | Jada Peebles      | G 33:30           | 6-9       | 2-5       | 2-2       | 0 0               | 0 1            | 2  | 16 | 1  | 1  | 0               | 0   | 0                  | 20                             | 2 <sup>nd</sup> FG% 5-16 31.3% |                 |                       |  |
| 32                   | Aaliyah Nye       | G 33:37           | 7-16      | 7-14      | 0-0       | 4 3               | 7 1            | 2  | 21 | 2  | 0  | 0               | 1   | 0                  | 18                             | 3PT% 1-6 16.7%                 |                 |                       |  |
| 14                   | Geovana Lopes     | 13:40             | 1-2       | 0-0       | 1-2       | 1 1               | 2 0            | 2  | 3  | 0  | 2  | 1               | 0   | 0                  | 12                             | 1 <sup>st</sup> FT% 0-2 0%     |                 |                       |  |
| 0                    | Sara Anastasijska | 08:49             | 0-3       | 0-1       | 0-0       | 2 1               | 3 0            | 0  | 0  | 0  | 1  | 0               | 0   | 0                  | 1                              | 3 <sup>rd</sup> FG% 8-14 57.1% |                 |                       |  |
| 24                   | Adalia McKenzie   | 19:59             | 4-10      | 0-0       | 2-4       | 3 3               | 6 4            | 3  | 10 | 0  | 2  | 1               | 0   | 0                  | 4                              | 3PT% 3-8 37.5%                 |                 |                       |  |
| 12                   | Jayla Oden        | 15:34             | 0-3       | 0-2       | 0-4       | 0 1               | 1 1            | 4  | 2  | 4  | 0  | 2               | 0   | 0                  | 19                             | FT% 2-4 50%                    |                 |                       |  |
| 22                   | Eva Rubin         | 03:34             | 0-0       | 0-0       | 0-0       | 0 0               | 0 0            | 0  | 0  | 0  | 1  | 0               | 0   | -7                 | 4 <sup>th</sup> FG% 4-14 28.6% |                                |                 |                       |  |
| Team                 |                   |                   | 24-60     | 10-27     | 10-16     | 18 27             | 45 10          | 16 | 68 | 10 | 13 | 5               | 6   | 2                  | 21                             | 3PT% 2-5 40.0%                 |                 |                       |  |
| Totals               |                   |                   | 24-60     | 10-27     | 10-16     | 18 27             | 45 10          | 16 | 68 | 10 | 13 | 5               | 6   | 2                  | 21                             | FT% 3-4 75%                    |                 |                       |  |
| Technical Fouls:NONE |                   |                   |           |           |           |                   |                |    |    |    |    |                 |     |                    |                                | GM FG% 24-60 40.0%             |                 |                       |  |
|                      |                   |                   |           |           |           |                   |                |    |    |    |    |                 |     |                    |                                | 3PT% 10-27 37.0%               |                 |                       |  |
|                      |                   |                   |           |           |           |                   |                |    |    |    |    |                 |     |                    |                                | FT% 10-16 62.5%                |                 |                       |  |
|                      |                   |                   |           |           |           |                   |                |    |    |    |    |                 |     |                    |                                | Dead Ball Rebounds: 4, 2       |                 |                       |  |


## RADIO/TV ROSTER

**2**

**KATIE NELSON**  
G | Grad. | 5-8  
Falmouth, Mass.

**3**


**BROOKE SCHRAMEK**  
G | So. | 6-1  
Naperville, Ill.

**5**

**JULIE POSPÍŠILOVÁ**  
G | Jr. | 6-0  
Prague, Czech Rep

**10**

**HALLE DOUGLAS**  
G | So. | 6-1  
Lake Forest, Ill.

**11**

**MATY WILKE**  
G | Fr. | 5-10  
Beaver Dam, Wis.

**14**


**KRISTYNA ELLEW**  
G | Fr. | 5-10  
Chicago, Ill.

**20**

**SACIA VANDERPOOL**  
F | Fr. | 6-4  
Byron, Minn.

**24**

**NATALIE LEUZINGER**  
G | So. | 5-8  
Monroe, Wis.

**30**

**SYDNEY HILLIARD**  
G | Jr. | 5-11  
Monroe, Wis.

**40**

**TARA STAUFFACHER**  
F | Jr. | 5-11  
Columbus, Wis.

**41**

**SARA STAPLETON**  
F/C | Jr. | 6-3  
Blaine, Minn.



**HEAD COACH**  
**MARISA MOSELEY**  
UW Record: 4-12 (1st)  
Overall Record: 49-41 (4th)



**ASSOCIATE HEAD COACH**  
**SCOTT MERRITT**



**ASSISTANT COACH**  
**KATE BARNOSKY**



**ASSISTANT COACH**  
**CAROLINE DOTY**