

# WISCONSIN BASKETBALL

24 NCAA TOURNAMENT APPEARANCES ■ 4 FINAL FOURS ■ 21 BIG TEN CHAMPIONSHIPS ■ 21 CONSENSUS ALL-AMERICANS

## #8 WISCONSIN BADGERS

RECORD: 14-2, 5-1 BIG TEN



**Rankings (AP/Coaches):** 8/8  
**Head Coach:** Greg Gard  
**Record at Wisconsin:** 133-72 (7th Season)  
**Overall Record:** 133-72 (7th Season)

VS

## NORTHWESTERN WILDCATS

RECORD: 9-6, 2-4 BIG TEN



**Rankings (AP/Coaches):** --/--  
**Head Coach:** Chris Collins  
**Record at NU:** 127-139 (9th Season)  
**Overall Record:** 127-139 (9th Season)

TUESDAY, JAN. 18 ■ 8 P.M. (CT) ■ EVANSTON, ILL. ■ WELSH-RYAN ARENA ■ BIG TEN NETWORK

### BADGERS HEAD TO NORTHWESTERN SEEKING LATEST ROAD WIN

- Winners of 6 straight, Wisconsin returns to the road this week to face Northwestern on Tuesday. Tip set for 8 p.m. (CT) on Big Ten Network.
- Up next, UW hosts Michigan State on Thursday. Tip at 8 p.m. on FS1.

### FAST BREAK FACTS

- At 14-2, Wisconsin is off to its best start under Greg Gard and best since 2014-15. UW has built one of the nation's top resume. Consider the numbers:
  - 5-1** - record in Quad 1 games, equaling the most Quad 1 wins in the NCAA. UW also owns the most Quad 1 & 2 wins in the nation (9).
  - 9** - wins over Ken Pomeroy top-100 teams, tied for the most in the nation
  - 6** wins away from the Kohl Center, which trails only Auburn (8), USC (7) and Villanova (7) among major conference teams
  - 5** - strength of schedule (more on page 2)
- With a 74-69 win at #3 Purdue on Jan. 3, the Badgers claimed their 9th top-10 win under Greg Gard. Of those 9 wins, 6 have come away from home (4 true road games).
- The Badgers have scored at least 70 points in each of their 6 straight wins and are averaging 72.1 ppg, which would be the team's 2nd-highest mark of the Gard era. UW is also playing at its fastest pace in over 20 years. (page 2)
- UW has shown a penchant for comebacks this season. The Badgers matched the largest comeback in school history earlier this season, erasing a 22-pt deficit to beat Indiana.
  - Wisconsin has 4 double-digit comebacks this season, including 3 second-half comebacks of 10+ points. (more on page 5)
- UW ranks 2nd in the Big Ten shooting 76.0% at the FT line and has *made* as many FTs (241) as its foes have *attempted* (241).
- Wisconsin leads the NCAA in both fewest turnovers per game (8.2) and turnover percentage (10.6%) this season.
- In his 7th season as head coach, **Greg Gard** has guided Wisconsin to a 133-72 (.649) record - 74-46 (.617) in Big Ten play. (more page 2)
  - UW has ranked in the top 10 of the AP Top 25 in 3 of 7 seasons under head coach Greg Gard.
  - Gard owns the 7th-highest win percentage of any Big Ten coach of the last 40 years.
  - Gard has led UW to appearances in 4 of the 5 NCAA tournaments as head coach.
- Sophomore guard **Johnny Davis** is playing like an All-American. The Maui Invitational MVP, Davis is the only Big Ten player to lead his team in pts (21.7 ppg), reb (7.5 rpg) and ast (2.6 apg). (see page 3)
  - Ranked 6th in the nation in scoring overall, Davis recently scored 20+ points in 6 straight games including a 37-point, 14-rebound masterpiece on the road at No. 3 Purdue (1/3).
- Senior **Brad Davison** is having the best year of his career, ranking 16th in the Big Ten scoring 15.2 ppg. He is also 3rd in the conference shooting 85.7% at the FT line and 6th with a career-best 2.4 triples per game. (more page 5)
  - Davison ranks 8th on UW's all-time scoring list sitting at 1,606 career pts. (more page 7)
- Junior **Tyler Wahl** has scored double figures 5 of the last 6 games (3 straight). That includes back-to-back 20+ point performances, one being a career-high 21 points to lead UW to a win at Maryland (more page 5).



**Johnny Davis is the only player in the Big Ten to lead his team in points (21.7 ppg), rebounds (7.5 rpg) and assists (2.6 apg).**

### WISCONSIN'S PROBABLE STARTERS

No.	Name	Pts.	Reb.	Ast.	Of Note
1	JOHNNY DAVIS	21.7	7.5	2.6	Ranks 6th in the nation at 21.7 ppg; 43.7% FG, 80.7% FTs
5	TYLER WAHL	10.8	5.4	1.7	Double digit scoring 5 of last 6, inc. back-to-back 20pt games
21	STEVEN CROWL	8.8	4.9	1.2	Last 5 games averaging 11.0 ppg (64.7% FG, 4-9 3FG), 6.0 rpg
23	CHUCKY HEPBURN	6.8	2.1	2.0	1.6 assist-to-turnover ratio (33-21); 86.7% FT shooting
34	BRAD DAVISON	15.2	4.1	1.9	Avg. 2.4 3FGs/game (6th B1G); four 20+ point games this year

### 2021-22 SCHEDULE

Nov. 9	ST. FRANCIS (NY)	W, 81-58
Nov. 12	GREEN BAY	W, 72-34
Nov. 15	PROVIDENCE*	L, 58-63

#### MAUI INVITATIONAL - Las Vegas, Nevada

Nov. 22	vs. Texas A&M	W, 69-58
Nov. 23	vs. Houston [12]	W, 65-63
Nov. 24	vs. Saint Mary's	W, 61-55

Dec. 1	at Georgia Tech^	W, 70-66
Dec. 4	MARQUETTE	W, 89-76
Dec. 8	INDIANA	W, 64-59
Dec. 11	at Ohio State [21]	L, 55-73
Dec. 15	NICHOLLS	W, 71-68
Dec. 23	GEORGE MASON	CANCELED
Dec. 29	ILLINOIS STATE	W, 89-85

Jan. 3	at Purdue [3]	W, 74-69
Jan. 6	IOWA	W, 87-78
Jan. 9	at Maryland	W, 70-69
Jan. 13	OHIO STATE [16]	W, 78-68
Jan. 18	at Northwestern	8 PM
Jan. 21	MICHIGAN STATE [14]	8 PM
Jan. 25	at Nebraska	8 PM
Jan. 30	MINNESOTA	NOON

Feb. 2	at Illinois [17]	8 PM
Feb. 5	PENN STATE	5 PM
Feb. 8	at Michigan State [14]	6 PM
Feb. 12	RUTGERS	1 PM
Feb. 15	at Indiana	8 PM
Feb. 20	MICHIGAN	NOON
Feb. 23	at Minnesota	8 PM
Feb. 26	at Rutgers	5 PM

March 1	PURDUE [4]	8 PM
March 6	NEBRASKA	1 PM

#### BIG TEN TOURNAMENT - Indianapolis, Ind.

Mar. 9-13 at Gainbridge Fieldhouse

#### NCAA TOURNAMENT

Mar. 15-16	First Four
Mar. 17-20	Rounds 1-2
Mar. 24-27	Sweet 16 / Elite 8
April 2-4	Final Four / Championship New Orleans

All times listed Central Standard Time

[ ] AP Top 25 Team Ranking

\* Gavitt Tipoff Games

^ Big Ten/ACC Challenge

Home games in **BOLD CAPS**

### FOLLOW THE #BADGERS

#### TV: BIG TEN NETWORK

App: FoxSports | Online: foxsports.com/live

- Play-by-Play: Dave Revsine
- Analyst: Stephen Bardo

#### RADIO: BADGER SPORTS NETWORK

App: iHeartRadio | Satellite: SiriusXM 195

- Play-by-Play: Matt Lepay
- Analyst: Mike Lucas

#### SOCIAL MEDIA: #ONWISCONSIN

- Twitter: @BadgerMBB
- Instagram: badgermbb
- Facebook: /WisconsinMensBasketball
- YouTube: /WisconsinBadgers

## CHARTING THE BADGERS

## CAREER GAMES PLAYED

	Games	Starts	Cons. Starts
Brad Davison	144	140	140
Tyler Wahl	78	37	34
Johnny Davis	45	14	14
Steven Crowl	28	16	16
Jordan Davis	27	0	0
Carter Gilmore	24	0	0
Carter Higginbottom	22	0	0
Ben Carlson	22	1	0
Chucky Hepburn	16	16	16
Chris Vogt	16	0	0
Lorne Bowman	13	0	0
Justin Taphorn	9	0	0
Jahcobi Neath	8	1	1
Markus Ilver	7	0	0
Isaac Lindsey	4	0	0

## DOUBLE-DIGIT POINTS

	Career	'21-22	Cons.
Brad Davison	79 (57-22)	11 (9-2)	4
Johnny Davis	23 (18-5)	14 (13-1)	15
Tyler Wahl	12 (10-2)	7 (6-1)	3
Steven Crowl	6 (6-0)	6 (6-0)	0
Chucky Hepburn	4 (4-0)	4 (4-0)	0
Ben Carlson	1 (1-0)	0 (0-0)	0

## 20-POINT SCORING GAMES

	Career	'21-22	Cons.
Brad Davison	14 (10-4)	4 (3-1)	1
Johnny Davis	9 (8-1)	9 (8-1)	0
Tyler Wahl	2 (2-0)	2 (2-0)	2
Steven Crowl	1 (1-0)	1 (1-0)	0

## 30-POINT SCORING GAMES

	Career	'21-22	Cons.
Johnny Davis	2 (2-0)	2 (2-0)	0
Brad Davison	2 (1-1)	0	0

## DOUBLE-DIGIT REBOUNDS

	Career	'21-22	Cons.
Tyler Wahl	4 (2-2)	1 (1-0)	0
Johnny Davis	2 (2-0)	2 (2-0)	0
Brad Davison	1 (1-0)	0	0

## DOUBLE-DIGIT ASSISTS

	Career	'21-22	Cons.
None Active	--	--	--

## DOUBLE-DOUBLES

	Career	'21-22	Cons.
Tyler Wahl	2 (1-1)	0	0
Johnny Davis	2 (2-0)	2 (2-0)	0

## AMONG NATION'S BEST RESUMES

Off to a 14-2 start, Wisconsin has put together arguably the nation's top resume.

- Wisconsin's strength of the schedule ranks No. 5 in the NCAA according to Sagarin.
- According to the NET rankings, Wisconsin is 5-1 in Quad 1 games, equaling Baylor for the most Quad 1 wins in college basketball.
  - The Badgers are 9-2 in Quad 1/2 games this season (5-1 in Quad 1, 4-1 in Quad 2), the most Quad 1/2 wins in the nation.
  - UW's only Quad 2 loss (home to Providence) came without Johnny Davis in the lineup.
- UW is now 3-1 against AP Top 25 teams this season, including wins over No. 12 Houston and at No. 3 Purdue. Iowa State and Villanova (4) are the only teams with more Top 25 wins.
- The Badgers have 9 top-100 wins, according to KenPom.com, the most of any team.
- Wisconsin's 6 wins away from home (3 road, 3 neutral) are the most among Big Ten teams and trail only Auburn (8), USC (7) and Villanova (7) among major conference teams.

## BIG TEN BEASTS

Over the last 20 seasons, Wisconsin has been one of the Big Ten's best programs.

- Wisconsin has won 5 Big Ten regular season titles since 2000 (2002, 2003, 2008, 2015 and 2020), trailing only Michigan State (8) for the most titles during that span.
  - Overall, UW has 19 Big Ten titles, trailing only Purdue (24), Indiana (22) and Ohio State (20).
- Wisconsin has won 12+ B1G games in 10 of last 12 seasons, the most of any Big Ten team.
- Including 10 wins last season, UW has posted double-digit Big Ten wins in 18 of the last 20 years. No other team can make that claim.
- Since 2001-02 when Bo Ryan and Greg Gard arrived in Madison, UW has the most Big Ten wins and best win pct. at 247-114 (.684).

## Big Ten Win Pct., Since 2001-02 (thru 1/16/22)

Team	W-L	Pct.
1. Wisconsin	247-114	.684
2. Michigan State	244-116	.678
3. Ohio State	225-136	.623
4. Maryland	83-55	.601
5. Purdue	209-150	.582

## TOP-10 TAKEDOWNS

Wisconsin's win at No. 3 Purdue (1/3) was just the latest in a long line of top-10 takedowns under head coach Greg Gard.

- UW has 9 wins over top-10 teams under Gard, including 6 away from home (4 on the road):

## Wins Over Top-10 Opponents Under Greg Gard

Opponent	Score	Date
#3 at Purdue	74-69	1/3/22
#5 at Ohio State	61-57	1/3/20
#2 Michigan	64-54	1/19/19
#6 Purdue	57-53	2/14/18
#1 vs. Villanova (NCAA)	65-62	3/18/17
#9 vs. Xavier (NCAA)	66-63	3/20/16
#8 at Iowa	67-59	2/24/16
#2 at Maryland	70-57	2/13/16
#4 Michigan State	77-76	1/17/16

## OFFENSIVE TEMPO

*"This is a different Badgers team... This isn't your knockdown, drag-out, rough it up Badgers. They can do that too, but they can also outscore you."* - Stephen Bardo, FOX Sports

- The Badgers are averaging 72.1 ppg, which would be the team's 2nd-highest mark under Gard and most since scoring 72.4 ppg in 2017.
  - UW has averaged 70+ ppg just 6 times in 20 seasons under Bo Ryan and Gard, dating back to the 2001-02 season.
- According to KenPom.com, the Badgers have an adjusted offensive tempo of 66.9 possessions per game, which would be the team's fastest mark since he began tracking the stat in the 2001-02 season.
  - Dating back to 2002, UW's second-fastest team was the 2005-06 squad that had an adjusted tempo of 65.2.
- To put it another way, 24.6% of Wisconsin's initial shot attempts (excluding FGAs off O-Reb.) have come in the first 10 seconds of the shot clock, the team's highest mark since at least 2012.

## Wisconsin Adj. Offensive Tempo, KenPom.com

Year	Adj. Tempo	Rank	FGAs <10 sec.
2022	66.7	282	24.6%
2021	64.6	328	21.9%
2020	63.7	342	17.9%
2019	63.9	331	16.0%
2018	62.7	347	10.4%
2017	63.4	334	13.5%
2016	63.3	344	11.1%
2015	58.7	345	11.3%
2014	62.4	286	8.4%
2013	60.4	319	14.7%

## GARD'S GUIDANCE

*"Greg Gard is sitting at that table for National Coach of the Year."* - Matt Norlander (CBS), Jan. 7, 2022

In his 7th season as head coach, **Greg Gard** has guided the Badgers to one of their best starts. That's just the latest line on a resume that stacks up among the Big Ten's best of the last 40 years.

- Gard has guided the Badgers to a record of 133-72 (.649), the 4th-highest win total and 3rd-highest win percentage in UW annals.

## Best Win Pct, Wisconsin Coaches (min. 50 wins)

Coach (School, Years)	Record	Pct.
1. Bo Ryan (2002-15)	364-130	.737
2. Walter Meanwell (1912-17, '21-'34)	246-99	.712
3. <b>Greg Gard (2016-present)</b>	<b>133-72</b>	<b>.649</b>
4. Dick Bennett (1996-2000)	94-68	.580
5. Bud Foster (1935-59)	265-267	.498

- With a conference record of 74-46, Gard's .617 win percentage ranks 7th among Big Ten coaches of the last 40 years (since 1980).

## Best Win Pct, B1G Coaches w/ 50+ Wins (since 1980)

Coach (School, Years)	Record	Pct.
1. Bo Ryan, WIS (2002-15)	172-68	.717
2. Bob Knight, IND (1972-2000)	353-151	.700
3. Tom Izzo, MSU (1995-)	316-144	.687
4. Thad Matta, OSU (2005-17)	150-78	.658
5. Mark Turgeon, MD (2015-21)	90-50	.643
6. Matt Painter, PUR (2005-)	183-111	.622
7. <b>Greg Gard, WIS (2016-)</b>	<b>74-46</b>	<b>.617</b>
8. Gene Keady, PUR (1981-05)	265-169	.611

(thru games played Jan. 16, 2022)

# HERE'S JOHNNY!

## "JOHNNY DAVIS IS A LEGIT NATIONAL PLAYER OF THE YEAR CANDIDATE"

Sophomore **Johnny Davis** has established himself as one of the best players in college basketball. His resume this season includes MVP honors at the Maui Invitational and a 37-point, 14-rebound virtuoso performance in a win at No. 3 Purdue.

- Davis ranks 6th in the nation in scoring at 21.7 point per game.
  - Davis' 21.7 scoring average would rank as the 4th-best single effort in school history (page 8).
  - Wisconsin has not had a player average 20 points per game since Michael Finley averaged 20.5 ppg in the 1994-95 season. Finley averaged 20-plus points in 3 consecutive seasons for the Badgers (1993, 1994, 1995).
  - Coincidentally, Wisconsin will be raising Finley's #24 into the Kohl Center rafters on Feb. 20.
- Davis is the only player in the Big Ten and 1 of 3 major conference players to lead his team in points, rebound and assists. Dereon Seabron (NC State) and Alondes Williams (Wake Forest) are the other 2 major conference players.
- He is averaging 21.7 ppg, 7.5 rpg, 2.6 apg.
- He's also 1st with 19 stl and 3rd with 10 blk.
- Davis had a stretch where he scored at 20+ points in 6 straight games, the first Badger to do so since Alando Tucker had 7 consecutive 20-point games in 2007.
- Davis has scored 20+ in 9 of his last 14 games.
- Davis scored at least 15 points in each of his first 13 games, before finishing with 14 vs. Ohio State on Jan. 13.
- He is just the 2nd Badger in the last 20 seasons (since 2002-03) to score 15+ points in 13 straight games. Devin Harris (15 straight in 2003-04) is the only other.
- In scoring 37 points at Purdue, Davis posted:
  - The most points by a Badger since Frank Kaminsky scored a school-record 43 points . North Dakota on Nov. 19, 2013. It was also the 10th-best single-game scoring performance in school history overall.

### DAVIS MIDSEASON RESUME

- Wooden Award Midseason Top 25
- Lute Olson Award Midseason Watch List
- Midseason No. 1 Player of the Year (Bleacher Report)
- Maui Invitational MVP
- Big Ten Player of the Week (2x)
- Naismith Player of the Week (1/10)
- Oscar Robertson Player of the Week (1/11)

### KENPOM PLAYER OF THE YEAR

- 2022 KenPom.com National Player of the Year Standings (as of Jan. 14).

PLAYER	RATING
1. Oscar Tshiebwe, Kentucky	1.573
2. EJ Liddell, Ohio State	1.570
3. Kofi Cockburn, Illinois	1.438
4. Orlando Robinson, Fresno St.	1.364
5. Trayce Jackson-Davis	1.363
6. <b>Johnny Davis, Wisconsin</b>	<b>1.359</b>
7. Keegan Murray, Iowa	1.353

- The 3rd-highest total in a road game in school history (Michael Finley, 42 at Eastern Michigan 12/10/94; Jordan Taylor, 39 at Indiana 3/3/11).
- Per STATS, Davis is the first player to lead his team in points, rebounds, assists, blocks and steals in a road win over an AP top 5 team since Wake Forest's Tim Duncan did so in a win at No. 5 Maryland on Feb. 1, 1997.
- When facing ranked opponents this season, Davis has averaged 26.3 ppg: 37 at #3 Purdue, 30 vs. #12 Houston; 24 at #21 Ohio State.
- Davis grabbed a career-high 14 rebounds at Purdue, posting his second double-double in as many games. He posted 20 points and 11 rebounds vs. Illinois State (12/29).
- Davis leads UW in rebounds (7.5 rpg)
- Davis also leads the team in assists (37) and steals (19). His 1.4 steals per game ranks 9th in the Big Ten.

- Davis is shooting 80.7% from the free throw line, going 67-for-83 on the season (including 15-for-15 during the Maui Invitational).
- The Badgers are 13-1 with Davis in the lineup, dropping a game to Providence when he was out with a lower-body injury.
- After averaging 7.0 ppg as a freshman last season, Davis has improved his scoring average to 21.7 ppg, an increase of 14.7 ppg. He ranks as the 2nd-largest jump in the Big Ten, trailing only Iowa's Keegan Murray (16.7 ppg increase).
- On his way to claiming Maui Invitational Tournament MVP, Davis put together a 3-game stretch during which he averaged 23.7 points (47.2% FG, 46.2% 3FG, 15-15 FT) and 6.7 rebounds per game, which was highlighted by a career-high 30-point game vs. #12 Houston (11/23).

## WHAT THEY'RE SAYING ABOUT JOHNNY DAVIS

"Arguably the greatest story in college basketball: 'The Johnny Davis Show' ... Johnny Davis looks like a **First-Team All-American, perhaps a National Player of the Year**, and a future lottery pick in the NBA Draft."  
- Gary Parrish (CBS)

"Johnny Davis with one of the best individual performances we've seen in a long time in the Big Ten. **Might be the Wooden Award frontrunner.**"  
- Jeff Borzello (ESPN)

"That performance from Johnny Davis was the **'I am the No. 1 contender for National Player of the Year' statement.**"  
- Sam Vecenie (The Athletic)

"No one has meant more to their team thus far than Johnny Davis. **Player of the Year Frontrunner.**"  
- Jeff Goodman (Stadium)

"Johnny Davis is a **first-team All-American** and is THE breakout player in America."  
- Matt Norlander (CBS)

"He's the definition of a two-way player. He's giving the same amount of effort on the defensive end ... and then offensively, it speaks for itself. **He's a fabulous player.**"  
- Matt Painter (Head Coach, Purdue)

"I don't think there's any question he's moved into the discussion of First-Team All-American, Big Ten Player of the Year, or **National Player of the Year.**"  
- Steve Levin (Fox Sports)





## SITUATIONAL RECORDS

	2021-22	Under Gard
Ahead at the half	11-0	107-14
Behind at the half	3-2	22-53
Tied at the half	0-0	3-5
FG% of .450 or more	6-0	73-12
FG% less than .450	8-2	59-60
Better FG% than opp.	8-0	107-13
Worse FG% than opp.	5-2	25-57
Same FG% as opp.	1-0	1-2
Opp. FG% less than 45%	9-1	103-27
3FG% of 40% or more	4-0	61-8
3FG% less than 40%	10-2	70-64
Try more than 20 3FGs	10-2	75-43
Try 20 or fewer 3FGs	4-0	57-28
Make at least 70% FT	11-1	83-30
Try at least 20 FTs	7-0	58-14
Try fewer than 20 FTs	7-2	72-57
Out-rebound opponent	7-0	80-20
Tied or out-rebounded	7-2	52-52
Same or fewer TOs than opp.	14-2	102-42
More TOs than opp.	0-0	30-30
Commit fewer than 12 TOs	13-2	101-43
Commit 12 or more TOs	1-0	31-28
Score fewer than 50 pts.	0-0	1-2
Score 50-59 points	0-2	6-32
Score 60-69 points	4-0	42-25
Score 70-79 points	6-0	47-10
Score 80-89 points	4-0	29-3
Score 90 or more pts.	0-0	7-0
Allow fewer than 50 pts.	1-0	20-1
Allow 50-59 pts.	4-0	42-6
Allow 60-69 pts.	6-1	51-26
Allow 70-79 pts.	2-1	16-27
Allow 80-89 pts.	1-0	3-11
Allow 90 or more pts.	0-0	0-1
Overtime	0-0	7-5
vs. AP Top 25 opponents	3-1	24-36
vs. AP Top 25 opp. at home	0-0	11-9
Home games	8-1	80-21
Road games	3-1	35-35
Neutral site games	3-0	18-16
Day games	4-1	43-24
Night games	10-1	89-48

## GAMES DECIDED BY

3 points or less	3-0	16-10
4-5 points	4-1	19-16
6-10 points	3-0	29-19
11-19 points	2-1	37-22
20 or more points	2-0	32-3

## TELEVISED GAMES

CBS	0-0	10-10
CBS Sports Network	0-0	0-1
FOX	1-0	3-5
FS1	1-1	12-12
ESPN	2-0	15-12
ESPN2	3-0	13-11
ESPNU	0-0	1-2
ESPN+	0-0	3-1
Big Ten Network	5-1	66-15
Big Ten Plus	2-0	4-0
TBS	0-0	0-3
TNT	0-0	2-0

## ALL-TIME VS. NORTHWESTERN

Tuesday's game marks the 187th meeting between Wisconsin and Northwestern in a series that dates back to 1910. UW leads the all-time series between the schools, 121-65.

- The Badgers have won 6 straight vs. NU, including a sweep of the season series last year. The Badgers won, 68-52, in Madison on 1/20/21 and 68-51 in Evanston on 2/18/21.
- Wisconsin owns a 43-39 edge over Northwestern in games played in Evanston.
  - The Badgers have won 8 of the last 9 games at Northwestern, including 3 straight.
- UW has wins in 20 of the last 25 games against NU in the all-time series (including 6 straight).
- Under head coach Greg Gard, Wisconsin owns a 7-3 record against the Wildcats.
  - In those 10 meetings, the Badgers have held NU to an average of 56.9 ppg.
  - Dating back to 1997, UW has held the Wildcats to 70 or fewer points for 43 consecutive games.
- Since 2011, 12 of UW's last 14 victories over NU have come by at least 15 points.
- Senior **Brad Davison** has averaged 11.7 points, 4.1 rebounds and 3.0 assists per game in 7 career meetings with NU. He has gone 14-for-37 (.378) from 3-point range against the Wildcats.
  - Davison has scored in double figures 5 times against NU, including a high of 18 pts in 2019.
- In 2 career games vs. NU, sophomore **Johnny Davis** is averaging 10.0 ppg, 4.0 rpg and 2.0 apg.
- Wisconsin has 3 Illinois natives on its roster including junior **Carter Higginbottom** (Chicago), sophomore **Justin Taphorn** (Pekin) and freshman **Chris Hodges** (Schaumburg).
  - Taphorn's older brother, Nate, played in 109 games and scored 436 points for Northwestern from 2014-17.

## LAST TIME OUT

**#13 WISCONSIN 78, #16 OHIO STATE 68**  
Jan. 13 | Kohl Center | Madison, Wis.

- Wisconsin never trailed in a convincing 78-68 win over No. 16 Ohio State last Thursday at the Kohl Center.
- The Badgers matched their season high with 10 3-pointers, going 10-for-23 from distance.
- Wisconsin topped the 70-point mark for the 6th consecutive game, and 10th time overall this season. UW is averaging 78.2 points over the last 6 games.
- Ohio State started the game 0-for-12 from 3-point range before making their first triple with 13:23 remaining in the game. The Buckeyes shot 3-19 (15.7%) from deep overall.
- **Brad Davison** led all scorers with 25 points, going 4-6 3FGs and 7-8 FTs.
- **Tyler Wahl** scored 20 points (his second consecutive game with 20+), to go with 7 rebounds, a career-high 6 assists and 3 steals. Wahl shot 8-for-10 overall, including 2-4 from deep.
- **Johnny Davis** chipped in 14 points and a game-high 9 rebounds.

## HISTORY VS. NORTHWESTERN

- Overall: UW leads, 121-65
- In Evanston: UW leads, 43-39
- Gard vs. NU: 7-3
- Active Streak: UW won last 6



## LAST 25 MEETINGS (UW LEADS 20-5)

Date	Rank	Result	Score	Location
2/3/07	2/--	W	69-52	Madison
1/19/08	17/--	W	62-50	Madison
3/8/08	10/--	W	65-52	Evanston
1/7/09	--/--	W	74-45	Madison
1/31/09	--/--	L	63-66	Evanston
1/13/10	13/--	W	60-50	Evanston
2/21/10	14/--	W	70-63	Madison
1/23/11	18/--	W	78-46	Evanston
2/27/11	12/--	W	78-63	Madison
1/18/12	--/--	W	77-57	Madison
2/20/13	19/--	W	69-41	Evanston
1/2/14	4/--	W	76-49	Evanston
1/29/14	14/--	L	56-65	Madison
1/4/15	4/--	W	81-58	Evanston
2/7/15	5/--	W	65-50	Madison
1/12/16	--/--	L	65-70	Evanston
2/12/17	7/--	L	59-66	Madison
3/11/17	24/--	W	76-48	Wash. DC
2/1/18	--/--	L	52-60	Madison
2/22/18	--/--	W	70-64	Rosemont
1/26/19	--/--	W	62-46	Madison
2/23/19	22/--	W	69-64	Evanston
3/4/20	24/--	W	63-48	Madison
1/20/21	10/--	W	68-52	Madison
2/18/21	21/--	W	68-51	Evanston

## LAST MEETING

**#21 WISCONSIN 68, NORTHWESTERN 51**  
Feb. 21 | Welsh-Ryan Arena | Evanston, Ill.

- In the most recent meeting between Wisconsin and Northwestern, the Badgers claimed a 68-51 road win to cap off a season sweep of the Wildcats.
- UW had 5 players score in double figures for the first time during Big Ten play, improving to 10-1 on the season when boasting at least 4 scorers in double figures.
- Wisconsin shot 9-for-25 from 3-point range, committed just 10 fouls and had only 8 turnovers.
- The Badgers got 31 points off the bench led by a team-high 19 points from Micah Potter on 7-for-8 shooting and a perfect 3-for-3 from 3-point range. He also added 8 rebounds, 3 assists, 1 block and 2 steals.
- Senior D'Mitrik Trice tallied 13 points, 5 rebounds and 5 assists.
- Freshman **Johnny Davis** finished with 12 points, setting career highs at the free throw line, going 6-for-7. He also matched his career high with 3 steals.
- Senior **Brad Davison** posted 12 points, 6 rebounds, 3 assists and 3 steals. Sophomore **Tyler Wahl** added 10 points.

## CHARTING THE BADGERS

## LED UW IN SCORING

	2021-22	Career
Brad Davison	4 (3-1)	29 (22-7)
Johnny Davis	9 (8-1)	11 (10-1)
Steven Crowl	2 (2-0)	2 (2-0)
Tyler Wahl	1 (1-0)	2 (2-0)

## LED UW IN REBOUNDING

	2021-22	Career
Johnny Davis	8 (7-1)	14 (11-3)
Tyler Wahl	2 (2-0)	11 (6-5)
Brad Davison	1 (0-1)	9 (4-5)
Steven Crowl	4 (4-0)	4 (3-0)
Chris Vogt	3 (3-0)	3 (3-0)
Ben Carlson	1 (1-0)	1 (1-0)
Jahcobi Neath	1 (1-0)	1 (1-0)

## LED UW IN ASSISTS

	2021-22	Career
Brad Davison	7 (7-0)	36 (20-16)
Johnny Davis	8 (7-1)	11 (9-2)
Tyler Wahl	5 (5-0)	9 (8-1)
Chuckie Hepburn	7 (6-1)	7 (6-1)
Steven Crowl	3 (2-1)	3 (2-1)
Lorne Bowman	1 (1-0)	1 (1-0)
Jahcobi Neath	1 (1-0)	1 (1-0)
Chris Vogt	1 (1-0)	1 (1-0)

## LED UW IN MINUTES

	2021-22	Career
Brad Davison	6 (5-1)	46 (34-12)
Johnny Davis	7 (6-1)	7 (6-1)
Tyler Wahl	4 (3-1)	4 (3-1)
Chuckie Hepburn	1 (1-0)	1 (1-0)

Record in those contests in parentheses

## 2021-22 LINEUP RECORD

Hepburn, Davison, Davis, Wahl, Crowl	13-1
Hepburn, Davison, Neath, Wahl, Crowl	1-0
Hepburn, Davison, Wahl, Carlson, Crowl	0-1

## ACTIVE WIN/LOSS STREAKS

Overall	Won 6
Vs. Unranked teams (AP)	Won 9
Vs. Ranked teams (AP)	Won 2
At Home	Won 6
At Home vs. Big Ten	Won 3
At Home vs. ranked Big Ten	Won 1
At Home vs. unranked Big Ten	Won 7
At Home vs. non-conference	Won 3
At Home vs. ranked opp.	Won 1
On Road	Won 2
On Road vs. Big Ten	Won 2
On Road vs. ranked opp.	Won 1
On Road vs. unranked opp.	Won 4
Neutral	Won 3
Neutral vs. ranked opp.	Won 1
Neutral vs. unranked opp.	Won 4

## WISCONSIN'S IRONMAN DAVISON

Senior **Brad Davison** is back for a 5th season and playing an integral role bridging the experience with the youth of this season's roster.

- Named Big Ten Co-Player of the Week on Dec. 6, Davison is enjoying the finest offensive season of his career, ranked 2nd on UW and 16th in the Big Ten avg 15.2 ppg.
- Leading UW with a 2.1 assist-to-turnover ratio, Davison has 30 assists to 14 turnovers.
- Davison already has four 20-point games this season, most recently scoring 25 points vs. #16 Ohio State (1/13). It's just the latest in a career full of signature performances:

## DAVISON'S TOP-5 SCORING OUTINGS

- 30 pts (8 3s) at Nebraska in 2020
- 30 pts (7 3s) vs Michigan State in 2018
- 29 pts (5 3s) vs. N. Carolina in 2021 NCAA's
- **27 pts (5 3s) at Georgia Tech on Dec. 1, 2021**
- 26 pts (6 3s) at Western Kentucky in 2019
- Davison ranks 6th in the Big Ten averaging a career-best 2.4 triples per contest this season.
- He's 3rd in the B1G shooting 85.7% (60-70) FT.
- For his career, Davison ranks 5th in UW history shooting 83.6% at the charity stripe.

- Davison has been an ironman during his Wisconsin career, appearing in all 144 games he has been eligible (140 straight).
- Davison's durability included a reoccurring shoulder injury as a freshman in 2018-19 when he first dislocated his shoulder during a game against Baylor (11/20/18). He was back in the lineup the next night against UCLA, the first of 29 consecutive starts to end the year despite the fact he re-injured his shoulder on 5 other occasions during that season.
- During a game vs. Michigan State on Feb. 25, 2018, Davison separated his shoulder during the second half and returned to score 10 of his career-high 30 points after the injury.
- Davison has now climbed up to 8th place on Wisconsin's all-time scoring list and needs 131 points to pass Rick Olson to move into 7th:

## CAREER POINTS

6.	1,745	Claude Gregory	1978-81
7.	1,736	Rick Olson	1983-86
8.	<b>1,606</b>	<b>Brad Davison</b>	<b>2017-present</b>
9.	1,545	Trent Jackson	1986-89
10.	1,533	Jordan Taylor	2009-12

- Davison also ranks in UW's career annals for:
  - **2nd** - Games Started (140)
  - **2nd** - 3-Pt Field Goals (261)
  - **1st** - 3-Pt Field Goal Att. (722)
  - **2nd** - Minutes Played (4,541)
  - **5th** - Free Throw % (.836, 357-427)
  - **10th** - Steals (143)

## ALL-TOURNEY TYLER

"Tyler Wahl is one of the best defenders in the country. The box score doesn't truly indicate his value." - Jay Bilas, ESPN

- Wahl had ESPN's Jay Bilas singing his praises after an All-Tournament Team performance during the Maui Invitational in Las Vegas.

- In 3 games, Wahl averaged 11.0 ppg, including a career-high 18 points in the championship game against Saint Mary's.
- Wahl also averaged 5.3 rebounds per game with 4 steals and 5 blocks (4 blk in title game).
- Wahl has found his scoring stride as of late, scoring 20+ points the last 2 games (the first 20+ point performances of his career).
- Wahl has scored in double figures 5 of the last 6 games (3 straight), including a career-high 21 points to lead UW to a win at Maryland (1/9).
- He stuffed the stat sheet vs. #16 Ohio State, finishing with 20 points (8-10 FG), 7 rebounds, a career-high 6 assists and 3 steals in the win.
- On the year, Wahl ranks 3rd on the team in scoring (10.8 ppg) and 2nd in rebounding (5.4 rpg). He leads the team shooting 52.4% FG.
- With 18 blocks this season, Wahl leads UW and ranks 8th in the B1G averaging 1.1 bpg.
- Wahl has improved in each of his 3 seasons:

## Wahl Year-by Year

Year	PPG	RPG	FG%	FT%
2019	2.6	2.6	.430	.389
2020	5.2	4.3	.436	.567
2021	<b>10.8</b>	<b>5.4</b>	<b>.524</b>	<b>.707</b>

- Wahl posted 16 points and 9 rebounds in UW's win over Iowa (1/6), marking his 5th game scoring in double figures this season.
- In UW's win over Indiana (12/8), Wahl grabbed a season-high 12 rebounds, while also stuffing the stat sheet with 7 pts, 3 ast, 3 blk and 1 stl.

## BATTLE-BACK BADGERS

"Hopefully nobody left early. If they did, that will teach them not to give up on this team."

Those were the words from head coach **Greg Gard** after the Badgers' historic 22-point comeback win over Indiana. Wisconsin has shown an impressive resiliency all season long.

- UW has won 4 games when trailing by double digits this season, including 3 second-half comebacks of 10+ points.
- UW has 3 second-half, double-digit comebacks for the first time in the same season since 1999-00. That year, UW came back from 15 (vs. ILL), 13 (at IOWA) and 12 points (vs. IND).
- Against Indiana, Wisconsin was down by as many as 22 points, including 18 in the second half before pulling out a 64-59 win.
- UW's 22-pt comeback matched the largest in school history. UW also erased a 22-point deficit in an 82-81 OT win vs. Ohio State in 1976.
- In that game, the Badgers also equaled the team's greatest 2nd-half comeback (18).
- UW trailed Nicholls by 12 points with 18:40 left in the 2nd half before winning, 71-68.
- In the Maui Invitational championship game, the Badgers trailed Saint Mary's by 10 (37-27) with ~16:00 left before claiming a 61-55 win.
- Wisconsin trailed Texas A&M by 16 (26-10) in the first half, before putting together a 51-9 run to storm back for a 69-58 win.

**2021-22 BIG TEN STANDINGS**

Team	Conf.	Overall
Illinois (#17)	6-0	13-3
<b>Wisconsin (#8)</b>	<b>5-1</b>	<b>14-2</b>
Michigan State (#14)	5-1	14-3
Ohio State (#19)	5-2	11-4
Rutgers	4-2	10-6
Purdue (#4)	3-2	14-2
Indiana (RV)	3-3	12-4
Iowa	3-3	13-4
Penn State	3-4	8-7
Northwestern	2-4	9-6
Michigan	1-3	7-7
Minnesota	1-5	10-5
Maryland	1-5	9-8
Nebraska	0-7	6-12

RECORDS THRU JAN. 16, 2022

**AP TOP 25 (WEEK 11 - 1/17/21)**

Team	Record	Points
1 Gonzaga (25)	14-2	1486
2 Auburn (36)	16-1	1482
3 Arizona	14-1	1320
4 Purdue	14-2	1255
5 Baylor	15-2	1238
6 Duke	14-2	1205
7 Kansas	14-2	1192
<b>8 Wisconsin</b>	<b>14-2</b>	<b>1056</b>
9 UCLA	11-2	1041
10 HOUSTON	15-2	1036
11 Villanova	13-4	908
12 Kentucky	14-3	804
13 LSU	15-2	738
14 Michigan State	14-3	681
15 Iowa State	14-3	665
16 USC	14-2	618
17 Illinois	13-3	521
18 Texas Tech	13-4	509
19 Ohio State	11-4	465
20 Xavier	13-3	427
21 Providence	14-2	350
22 Loyola Chicago	13-2	193
23 Texas	13-4	18-5
24 Tennessee	11-5	98
25 UConn	11-4	73

**Others receiving votes:** Iowa 56, BYU 50, Davidson 34, Alabama 26, San Diego State 25, Miami 21, Oregon 15, West Virginia 14, Colorado State 13, Texas A&M 10, Oklahoma 7, TCU 4, North Carolina 2, Indiana 2

**ALL-NEW BACKCOURT**

Wisconsin has debuted a new backcourt this season, handing the reins over to true freshmen **Chucky Hepburn** and **Lorne Bowman II**.

- The duo is averaging 10.0 ppg, with Hepburn scoring 6.8 ppg and Bowman at 3.2 ppg.
- The two are maintaining a 1.2 assist-to-turnover ratio with 39 dimes and 32 turnovers.
- Big Ten Co-Freshman of the Week (12/6), Hepburn posted career highs in points (15) and assists (6) in UW's win vs. Marquette.
- Averaging 6.8 ppg, Hepburn ranks 2nd for UW in assists (33) and 2nd on team in steals (18). Hepburn also ranks 3rd with a 1.6 assist-to-turnover ratio (33 assists and 21 turnovers).
- Hepburn is shooting 86.7% (26-30) at the free throw line, including 4-for-4 the final 0:23 to clinch UW's comeback win vs. Indiana (12/8).
- Bowman, who missed 3 games due to illness, is shooting a team-high 52.6% from 3-point range, going 10-for-19 from distance.
- In his first career game at Wisconsin (11/9), Bowman went 3-for-4 from 3-point range.

**DE-FENSE! DE-FENSE!**

Wisconsin has limited its opponents this season, holding the opposition to an average of 65.1 points per game, 43.1 FG% and 33.0% 3FG.

- UW ranks 4th in the Big Ten in scoring defense. UW has led the B1G in Scoring D in 4 of 6 years under Gard, including the last 2.
- UW is 62-7 under Gard when holding foes below 60 points (5-0 this season).
- UW ranks 28th in the nation in Ken Pomeroy's Adjusted Defensive Efficiency (15th last year), allowing 94.0 points per 100 possessions.
- Only 7 of UW's 16 opponents have finished better than 1.0 points per possession, with only Iowa and Illinois St. surpassing 1.05 PPP.
- After allowing a first-half, season-high 42 pts (54.8% FG) vs. Indiana (12/8), Wisconsin limited Indiana to just 17 second-half points. IU shot just 22.6% FG in the 2H (including 0-5 3FG).
- UW allowed 3pts the final 8:59 of the game, including zero points in the final 3:00.
- UW held #12 Houston (11/23) to 20 1H pts, its fewest in a half this year (previous low 29).
- In a 72-34 win vs. Green Bay (11/12), UW allowed the fewest pts of the Greg Gard era.
- UW limited Green Bay (11/12) to 23.5% FG, the lowest opponent FG% since UW held Virginia to 23.4% FG back on Dec. 4, 2013.
- GB's 23.5% FG marked the 4th-lowest mark ever by a UW opponent in the Kohl Center.

**MAUI INVITATIONAL CHAMPS**

Wisconsin claimed its first-ever Maui Invitational championship last week in Las Vegas.

- UW is the 6th Big Ten school to win the Maui Invitational and the first since Illinois in 2012.
- **Johnny Davis** was named tournament MVP after averaging 23.7 points and 6.7 rebounds per game, which was highlighted by a career-high 30 points vs. #12 Houston.
- **Tyler Wahl** averaged 11.0 ppg and 5.3 rpg to earn All-Tournament honors.

**WISCONSIN 69, TEXAS A&M 58**

- Trailing by as many as 16 in the first half, UW used two big runs of 15-1 and 15-3 to take the lead never look back in the win.
- Davis tallied a career-high 20 points and 9 rebounds, with Davison adding 19 points (6-6 FT) and 7 rebounds.

**WISCONSIN 65, #12 HOUSTON 63**

- Wisconsin held Houston to just 20 first-half points and earned its highest-ranked win since winning at #12 Michigan State, 85-76, on Dec. 25, 2020.
- UW jumped to a 13-0 lead and shot a season-high 49.6% FG (57.1% in 1H). The Badgers turned it over just 9 times. Houston entered averaging 17.0 forced TOs per game.

- Davis scored a career-high 30 points, while Davison and Wahl added 9 points apiece.

**WISCONSIN 61, SAINT MARY'S 55**

- UW erased a 10-point second-half deficit (37-27 with 15:58 left), its largest second-half comeback since beating NC State in 2018.
- Davis had 20 points and 7 rebounds, while Tyler Wahl added a career-high 18 points, 5 rebounds and 4 blocks.

**NEW FACES, NEW PLACES**

Wisconsin has plenty of new faces, plus familiar ones in new places, that are making their mark:

- UW's roster features 12 underclassmen, tied with Nebraska for most in the Big Ten. It marks UW's largest group of underclassmen in at least 20 years (going back to 2001-02).
- Freshman G **Chucky Hepburn** became the first true freshman to start in a season opener for Wisconsin since Devin Harris in 2001-02.
- He also became just the 5th UW freshman to score in double figures (13 points) in the season opener since 2000.
- Sophomore G **Johnny Davis**, a starter for the first time in his career, leads UW with 21.7 ppg, 7.5 rpg and 37 assists. He also paces the team in steals (19).
- Sophomore F **Steven Crowl** is averaging 8.8 points and 4.9 rebounds per game this season.
- 4 different Badgers have made their first career start this season: **Chucky Hepburn**, **Ben Carlson**, **Steven Crowl** and **Johnny Davis**.

WISCONSIN BASKETBALL RECORD BOOK WATCH

INDIVIDUAL CAREER

POINTS			
1.	2,217	Alando Tucker	2003-07
2.	2,147	Michael Finley	1992-95
3.	2,130	Ethan Happ	2016-19
4.	1,857	Nigel Hayes	2014-17
5.	1,854	Danny Jones	1987-90
6.	1,745	Claude Gregory	1978-81
7.	1,736	Rick Olson	1983-86
8.	1,606	<b>Brad Davison</b>	<b>2017-present</b>
9.	1,545	Trent Jackson	1986-89
10.	1,533	Jordan Taylor	2009-12
11.	1,532	Mike Wilkinson	2002-05
12.	1,459	Bronson Koenig	2014-17
13.	1,458	Frank Kaminsky	2012-15
14.	1,454	Kirk Penney	2000-03
15.	1,430	D'Mitrik Trice	2016-2021
16.	1,425	Devin Harris	2002-04
17.	1,408	Clarence Sherrod	1969-71
18.	1,405	Cory Blackwell	1982-84
19.	1,376	Jon Leuer	2008-11
20.	1,363	Sam Dekker	2013-15

3-POINT FIELD GOALS			
1.	270	Bronson Koenig	2014-17
2.	261	<b>Brad Davison</b>	<b>2017-present</b>
3.	244	D'Mitrik Trice	2016-2021
4.	235	Ben Brust	2011-14
5.	227	Tim Locum	1988-91
6.	217	Kirk Penney	2000-03
7.	213	Michael Finley	1992-95
8.	212	Jason Bohannon	2007-10
9.	193	Trent Jackson	1986-89
10.	187	Devin Harris	2002-04

3-POINT FIELD GOAL ATTEMPTS			
1.	722	<b>Brad Davison</b>	<b>2017-present</b>
2.	695	Bronson Koenig	2014-17
3.	641	D'Mitrik Trice	2016-2021
4.	631	Michael Finley	1992-95
5.	606	Ben Brust	2011-14
6.	561	Kirk Penney	2000-03

ASSISTS			
9.	319	Nigel Hayes	2014-17
10.	311	Mark Vershaw	1998-01
11.	307	Traevon Jackson	2012-15
12.	304	<b>Brad Davison</b>	<b>2017-present</b>
13.	296	Bronson Koenig	2014-17
13.	295	Devin Harris	2002-04

STEALS			
8.	164	Devin Harris	2002-04
9.	151	Trent Jackson	1986-89
10.	143	<b>Brad Davison</b>	<b>2017-present</b>
11.	133	Hennessy Auriantal	1996-99
	133	Nigel Hayes	2014-17

FREE THROWS			
5.	408	Clarence Sherrod	1969-71
	408	Danny Jones	1987-90
7.	394	Mike Wilkinson	2002-05
8.	373	Jordan Taylor	2009-12
9.	369	Ethan Happ	2016-19
10.	362	Devin Harris	2002-04
11.	357	<b>Brad Davison</b>	<b>2017-present</b>
12.	334	Trevon Hughes	2007-10

FREE THROW PCT. (MIN. 175 FTAS)			
1.	.870	Rick Olson (260-299)	1983-86
2.	.856	Tim Locum (166-194)	1988-91
3.	.848	Jason Bohannon (228-269)	2007-10
4.	.837	Josh Gasser (292-349)	2011-15
5.	.836	<b>Brad Davison (357-427)</b>	<b>2017-present</b>
6.	.817	Wes Matthews (273-334)	1978-80
7.	.814	Bronson Koenig (193-237)	2014-17

GAMES STARTED			
1.	144	Josh Gasser	2011-15
2.	140	<b>Brad Davison</b>	<b>2017-present</b>
3.	139	Ethan Happ	2016-19
4.	126	Alando Tucker	2003-07
5.	116	Mike Kelley	1998-01
6.	112	Rick Olson	1983-86
	112	Michael Finley	1992-95
	112	Nigel Hayes	2014-17
9.	109	Andy Kowske	1998-01
	109	Danny Jones	1987-90

GAMES PLAYED			
1.	150	Nigel Hayes	2014-17
2.	148	Josh Gasser	2011-15
	148	Bronson Koenig	2014-17
4.	144	<b>Brad Davison</b>	<b>2017-present</b>
	144	Frank Kaminsky	2012-15
6.	143	D'Mitrik Trice	2018-21
7.	139	Ethan Happ	2016-19
8.	136	Joe Krabbenhoft	2006-09
	136	Jordan Taylor	2009-12
10.	135	Jason Bohannon	2007-10
	135	Khalil Iverson	2016-19

MINUTES PLAYED			
1.	4,774	Josh Gasser	2011-15
2.	4,541	<b>Brad Davison</b>	<b>2017-present</b>
3.	4,446	Nigel Hayes	2014-17
4.	4,297	Alando Tucker	2003-07
5.	4,125	D'Mitrik Trice	2016-2021
6.	4,115	Ethan Happ	2016-19
7.	4,075	Bronson Koenig	2014-17
8.	4,023	Mike Wilkinson	2002-05
9.	3,962	Rick Olson	1983-86
10.	3,950	Jordan Taylor	2009-12

COACHING WINS, OVERALL			
1.	364-130 (.737)	Bo Ryan (2002-15)	
2.	265-267 (.498)	Harold Foster (1935-59)	
3.	246-99 (.712)	Walter Meanwell (1912-17, '21-34)	
4.	133-72 (.649)	<b>Greg Gard (2016-present)</b>	
5.	128-165 (.437)	Steve Yoder (1983-92)	
6.	100-114 (.467)	John Erickson (1960-68)	
7.	94-68 (.580)	Dick Bennett (1996-00)	

COACHING WINS, BIG TEN			
1.	172-68 (.717)	Bo Ryan (2002-15)	
2.	158-80 (.660)	Walter Meanwell (1912-17, '21-34)	
3.	143-182 (.440)	Harold Foster (1935-59)	
4.	74-46 (.617)	<b>Greg Gard (2016-present)</b>	
5.	52-74 (.413)	John Erickson (1960-68)	

INDIVIDUAL SEASON

SCORING AVERAGE			
1.	23.8	Clarence Sherrod	1970-71
2.	22.7	Joe Franklin	1967-68
3.	22.4	Clarence Sherrod	1969-70
4.	22.1	Michael Finley	1992-93
5.	21.7	<b>Johnny Davis</b>	<b>2021-22</b>
6.	20.5	Michael Finley	1994-95

TEAM SEASON

FEWEST TURNOVERS PER GAME - TEAM			
1.	7.4	296 in 40 games	2014-15
2.	7.6	258 in 34 games	2010-11
3.	8.1	307 in 38 games	2013-14
4.	8.2	<b>131 in 16 games</b>	<b>2021-22</b>
5.	8.8	289 in 33 games	2009-10
6.	8.9	320 in 36 games	2011-12

FREE THROW PERCENTAGE - TEAM			
1.	.818 (436-533)		2010-11
2.	.768 (364-474)		2020-21
3.	.764 (353-462)		2019-20
4.	.763 (584-765)		2014-15
5.	.760 (241-317)		<b>2021-22</b>
6.	.758 (413-545)		1983-84

INDIVIDUAL SINGLE GAME

3-POINT FIELD GOALS			
1.	8	Bronson Koenig vs. Va. Tech	3/16/17
	8	<b>Brad Davison at Nebraska</b>	<b>2/15/20</b>
3.	7	15 times; Most recent:	
		D'Mitrik Trice vs. Oklahoma	11/22/18

BIG TEN RECORDS – CAREER

COACHING WINS, BIG TEN			
31.	86-68 (.558)	O.B. Cowles, MINN	1948-59
32.	83-89 (.483)	Jim Dutcher, MINN	1975-86
33.	81-48 (.628)	Mark Turgeon, MD	2011-19
34.	74-46 (.617)	<b>Greg Gard, WIS</b>	<b>2016-present</b>
35.	72-41 (.637)	Bucky O'Connor, IOWA	1952-58
36.	70-150 (.318)	Bill Carmody, NU	2000-13





## THE GARD FILE

### ■ Career Record (7th Season): 133-72 (.649)

- Record at Wisconsin (7th Season): 133-72 (.649)
- Big Ten Record (7th Season): 74-46 (.617)
- NCAA Tournament Appearances/Record: 4 / 5-4 (.556)
- Hometown: Cobb, Wis.
- Alma Mater: UW-Platteville, 1995 (Physical & Health Ed)  
Master's Degree: UW-Platteville, 2007 (Counselor Ed)
- Family: Wife, Michelle  
Daughters, Mackenzie and Peyton; Son, Isaac

## COACHING EXPERIENCE

Position	School	Years
Assistant Coach	Southwestern (Wis.) HS	1990-93
Assistant Coach	Platteville (Wis.) HS	1993-94
Assistant Coach	UW-Platteville	1993-99
Assistant Coach	UW-Milwaukee	1999-01
Assoc. Head Coach	Wisconsin	2001-15
Head Coach	Wisconsin	2015-Present

## CAREER HIGHLIGHTS

Date	Highlight
Dec. 15, 2015	Assumed role of interim head coach upon the retirement of Bo Ryan
Dec. 23, 2015	First career win, 84-79, vs. Green Bay
Jan. 2, 2016	First Big Ten win, 79-57, vs. Rutgers
Jan. 17, 2016	First ranked win, 77-76, vs. #4 MSU
Jan. 26, 2016	UW claimed 82-79 overtime win over eventual Big Ten champion #19 Indiana
Feb. 13, 2016	First road win over ranked team, 70-57, at #2 Maryland
March 7, 2016	Officially named Wisconsin head coach
March 18, 2016	First NCAA tournament win, 47-43, against 10th-seeded Pittsburgh
April 4, 2016	Jim Phelan National Coach of the Year
March 18, 2017	Led UW to its fourth-ever win over No. 1 team in the nation with a 65-62 victory over top-seeded Villanova in NCAA tournament second round
Feb. 15, 2018	UW tallied sixth top-10 win in three seasons under Gard (#6 Purdue, 57-53)
Jan. 19, 2019	UW earned fourth win vs. top-5 team under Gard (#2 Michigan, 64-54)
Jan. 3, 2020	UW won at #5 Ohio State, 61-47

**G**reg Gard, a coaching veteran of 30-plus years, enters his seventh season leading the Wisconsin men's basketball program in 2021-22 after proving himself as one of the best head coaches in the Big Ten. Gard earned 2020 Big Ten Coach of the Year honors after leading the Badgers to the regular season conference championship in 2019-20.

Wisconsin's incredible postseason success hasn't wavered on Gard's watch either, participating in the NCAA tournament in five of his first six seasons (Big Ten automatic qualifier status in canceled 2020 Big Dance, due to COVID pandemic). Most recently in 2020-21, Gard led the Badgers to an NCAA tournament first-round win over North Carolina, advancing UW to the second round of the NCAA tournament for the fifth time in its last six trips to The Big Dance.

Gard's postseason ledger includes a pair of Sweet 16 appearances in each of his first two seasons at the helm. In fact, Gard is just the third coach in the last 20 years to pilot his team to the Sweet 16 in each of his first two seasons, joining UCLA's Steve Lavin (1996-97) and Gonzaga's Mark Few (2000-01).

In his first six seasons as head coach, Gard posted a record of 119-70, the second-fastest (157 games) Wisconsin coach to 100 overall wins in the NCAA tournament era. He also guided UW to a conference record of 69-45. His .605 conference win percentage ranked eighth among Big Ten coaches the last 40 years.

After initially taking over on an interim basis midway through the 2015-16 season, Gard would go on to win the Jim Phelan National Coach of the Year Award that season and was officially named head coach of the Badgers on March 7, 2016. Through six seasons, Gard has already risen to fifth on the school's all-time wins list and owns the third-best win percentage in Wisconsin program history.

The 2020-21 season brought unprecedented challenges due to the global COVID-19 pandemic, but the leadership of Gard and his staff helped navigate the Badgers to an NCAA tournament appearance. The Badgers finished the season 18-13 overall (10-10 Big Ten), highlighted with an 85-62 win over North Carolina in the first round of the NCAA tournament.

Gard's leadership during the 2019-20 season might have been his best. After opening 5-5 overall and 5-5 in the Big Ten, Wisconsin won nine of its last 10

games, including its final eight games of the season to win a share of the 2020 conference championship and claim the No. 1 seed for the later canceled Big Ten tournament. During that run, UW knocked off No. 14 Michigan State, won at No. 19 Michigan and closed the season with a win at Indiana to clinch the title.

In his inaugural season as head coach, Gard led the Badgers to the 2016 NCAA Tournament Sweet 16, becoming just the second-ever first-year coach to win the Jim Phelan National Coach of the Year award. He followed that up by leading UW to the fifth-highest single-season win total in school history (27-10) and making a second-consecutive visit to the Sweet 16.

Gard's Badgers would follow that up with another 12-6 conference campaign in 2017, finishing second in both the regular season and the Big Ten tourney. UW capped off its 27-win season with a signature win in the NCAA tournament, knocking off the nation's No. 1 team Villanova, 65-62, to advance to the Sweet 16.

In 2018-19, Gard piloted the Badgers back to the Big Dance, posting a 23-11 overall record and 14-6 in the Big Ten. UW won 14 conference games for just the 3rd time in school history.

During his tenure as head coach, Gard has helped a pair of players reach first-team All-Big Ten status: Nigel Hayes in 2016 and third-team All-American Ethan Happ received the distinction in both 2017, 2018 and 2019.

Gard served as an assistant at Wisconsin for 14-plus seasons, including the final seven as the associate head coach. Gard served as the Badgers' recruiting coordinator in addition to constructing future game schedules and director of the Badger Boys Basketball Camps.

Gard helped guide the Badgers to back-to-back Final Fours in 2014 and 2015, and in 2015 UW reached its first national championship game since 1941.

In fact, Gard has been on the bench for each of the top 13 winningest seasons at Wisconsin.

Prior to coming to Wisconsin in 2001, Gard spent the previous two seasons as Ryan's assistant at UW-Milwaukee. Previously, Gard served as an assistant coach to Ryan at UW-Platteville from 1993-99. During Gard's years on the Pioneer staff, UW-Platteville compiled a 161-13 (.925) record and won three NCAA Division III titles, five straight Wisconsin Intercollegiate Athletic Conference (WIAC) championships and appeared in six consecutive NCAA tournaments.

## GARD YEAR-BY-YEAR

Year	School	Record	Pct.	Conf.	Record	Place	Postseason
2015-16	Wisconsin	15-8	.652	Big Ten	12-6	T-3rd	NCAA Sweet 16
2016-17	Wisconsin	27-10	.730	Big Ten	12-6	T-2nd	NCAA Sweet 16
2017-18	Wisconsin	15-18	.455	Big Ten	7-11	9th	--
2018-19	Wisconsin	23-11	.676	Big Ten	14-6	4th	NCAA First Round
2019-20	Wisconsin	21-10	.677	Big Ten	14-6	T-1st	Postseason canceled
2020-21	Wisconsin	18-12	.600	Big Ten	10-10	--	NCAA Second Round
2021-22	Wisconsin	14-2	.875	Big Ten	5-1	--	
<b>Totals (7 seasons)</b>		<b>133-72</b>	<b>(.649)</b>		<b>74-46</b>	<b>(.617)</b>	<b>4 NCAA appearances</b>

## GARD vs. DIVISION I TEAMS

Team	Home	Away	Neut.	Total	Team	Home	Away	Neut.	Total
Arkansas-Pine Bluff	1-0	0-0	0-0	1-0	North Carolina	0-0	0-0	1-1	1-1
Baylor	1-0	0-0	0-2	0-2	North Carolina State	1-0	0-1	0-0	1-1
Central Arkansas	1-0	0-0	0-0	1-0	Northwestern	3-2	3-1	1-0	6-3
Chicago State	2-0	0-0	0-0	2-0	Notre Dame	0-0	0-0	0-1	0-1
Coppin State	1-0	0-0	0-0	1-0	Ohio State	4-2	2-2	0-0	6-4
Creighton	0-0	0-1	0-0	0-1	Oklahoma	1-0	0-0	1-0	2-0
Eastern Illinois	2-0	0-0	0-0	2-0	Oregon	0-0	0-0	0-1	0-1
Florida	0-0	0-0	0-1	0-1	Penn State	3-0	4-1	1-0	8-1
Florida A&M	1-0	0-0	0-0	1-0	Pittsburgh	0-0	0-0	1-0	1-0
Georgetown	0-0	0-0	1-0	1-0	Prairie View A&M	1-0	0-0	0-0	1-0
Georgia Tech	0-0	1-0	0-0	1-0	Providence	0-0	0-0	0-0	0-1
Grambling State	1-0	0-0	0-0	1-0	Purdue	2-2	1-5	0-0	3-7
Green Bay	6-0	0-0	0-0	6-0	Rhode Island	1-0	0-0	0-0	1-0
Houston	0-0	0-0	1-0	1-0	Rider	1-0	0-0	0-0	1-0
Houston Baptist	1-0	0-0	0-0	1-0	Richmond	0-0	0-0	0-1	0-1
Idaho State	1-0	0-0	0-0	1-0	Rutgers	4-0	1-2	1-0	6-2
Illinois	3-2	4-1	0-0	7-3	St. Francis Brooklyn	1-0	0-0	0-0	1-0
Illinois State	1-0	0-0	0-0	1-0	Saint Mary's	0-0	0-0	1-1	1-1
Indiana	6-0	2-2	1-0	9-2	Savannah State	1-0	0-0	0-0	1-0
Iowa	2-2	2-3	0-1	4-6	South Carolina State	1-0	0-0	0-0	1-0
Louisville	1-0	0-0	0-0	1-0	Stanford	0-0	0-0	1-0	1-0
Loyola	1-0	0-0	0-0	1-0	Syracuse	1-0	0-0	0-0	1-0
Marquette	2-1	1-2	0-0	3-3	Temple	0-0	0-1	0-0	0-1
Maryland	3-2	3-2	1-0	7-4	Tennessee	0-0	1-0	1-0	2-0
UMass Lowell	1-0	0-0	0-0	1-0	Texas A&M	0-0	0-0	1-0	1-0
McNeese State	1-0	0-0	0-0	1-0	UCLA	0-0	0-0	0-1	0-1
Michigan	3-2	1-3	0-1	4-6	Villanova	0-0	0-0	1-0	1-0
Michigan State	2-2	1-4	0-2	3-8	Virginia	0-0	0-1	0-1	0-2
Milwaukee	2-0	0-0	0-0	2-0	Virginia Tech	0-0	0-0	1-0	1-0
Minnesota	4-1	3-1	0-0	7-2	Western Kentucky	1-0	0-1	0-0	1-1
Nebraska	3-1	4-1	1-1	8-3	Xavier	0-1	1-0	1-0	2-1
New Mexico	0-0	0-0	0-1	0-1	Yale	1-0	0-0	0-0	1-0
Nicholls	1-0	0-0	0-0	1-0	<b>Total</b>	<b>80-21</b>	<b>35-35</b>	<b>18-16</b>	<b>133-72</b>



0 | JAHCOBI NEATH

Junior | Guard | 6-4 | 196  
Toronto, Ontario | Crestwood Prep (Wake Forest)



Twitter: N/A | Instagram: @jahcobiii

INDIVIDUAL BENCHMARKS

	SEASON	CAREER
GP/GS	8/1	58/10
10+ POINTS:	0	6
20+ POINTS:	0	0
3+ FGS MADE:	0	12
2+ ASSISTS:	1	28
2+ STEALS:	1	8
20+ MINUTES:	1	21
1.000 FT %:	2	12

GET TO KNOW JAHCOBI

Jahcobi Neath begins his first season with the Badgers after transferring from Wake Forest. The Toronto, Ontario native played the last two seasons for the Demon Deacons and had an immediate impact as a true freshman in 2019-20. Neath played in 30 games and started five, averaging 5.3 points and 2.2 assists per game his first season, shooting 42.2 percent from the floor, including 48 percent from 3-point range. Last season as a sophomore, Neath played in 20 games for Wake Forest and made four starts. He averaged 3.8 points and 1.7 assists in 15.8 minutes per game. Neath represented Canada at the U18 and U19 levels, playing internationally at the 2019 FIBA U19 World Cup. In high school, he played at Crestwood Prep in Toronto and led the Lions to the 2019 national championship, averaging 26 points, seven rebounds and four assists per game his senior season.

TOP CAREER PERFORMANCES

- **NICHOLLS (12/15/21):** Made his first start at Wisconsin, finishing with 9 points and a career-high 7 rebounds, plus 2 assists
- Played a career-high 34 minutes in a matchup against Pittsburgh (3/10/20) where he scored 6 points, secured 4 rebounds, and added 6 assists
- Posted back-to-back 16-point contests against Georgia Tech (2/19/20) and Duke (2/25/20)

SEASON HIGHS

POINTS: 9 vs. Nicholls (12/15/21)  
FIELD GOALS: 3 vs. Nicholls (12/15/21)  
FG ATTEMPTS: 6 vs. Nicholls (12/15/21)  
3-POINT FGS: 1 (2x) MR vs. Ohio State (1/13/22)  
3-POINT FGAS: 2 vs. Marquette (12/4/21)  
FREE THROWS: 2 (2x) MR vs. Nicholls (12/15/21)  
FT ATTEMPTS: 2 (3x) MR vs. Nicholls (12/15/21)  
REBOUNDS: 7 vs. Nicholls (12/15/21)  
ASSISTS: 2 vs. Nicholls (12/15/21)  
BLOCKS: --  
STEALS: 2 vs. Marquette (12/4/21)  
MINUTES: 27 vs. Nicholls (12/15/21)

CAREER HIGHS

POINTS: 16 (2x) MR vs. Duke (2/25/20)\*  
FIELD GOALS: 5 (2x) MR vs. Longwood (11/27/20)\*  
FG ATTEMPTS: 10 (2x) MR at BC (2/10/21)\*  
3-POINT FGS: 2 (2x) MR at NC State (1/27/21)\*  
3-POINT FGAS: 5 at Virginia Tech (2/27/21)\*  
FREE THROWS: 9 vs. Duke (2/25/20)\*  
FT ATTEMPTS: 12 vs. Duke (2/25/20)\*  
REBOUNDS: 7 vs. Nicholls (12/15/21)  
ASSISTS: 6 (3x) MR vs. Del. St (11/25/20)\*  
BLOCKS: 1 (3x) MR vs. Duke (2/17/21)\*  
STEALS: 3 vs. Catawba (12/31/20)\*  
MINUTES: 34 vs. Pittsburgh (3/10/20)  
\*recorded at Wake Forest

GAME-BY-GAME STATISTICS

Opponent	Date	gs	min	Total		3-Pointers		Free throws		Rebounds				pf	a	t/o	blk	stl	pts	avg
				fg-fga	pct	3fg-fga	pct	ft-fa	pct	off	def	tot	avg							
ST. FRANCIS BROOKLYN	11/09/21	18		1-5	.200	0-0	.000	2-2	1.000	2	0	2	2.0	0	0	1	0	0	4	4.0
at Georgia Tech	12/01/21	6		1-3	.333	0-1	.000	0-0	.000	0	0	0	1.0	0	0	0	0	0	2	3.0
MARQUETTE	12/04/21	9		0-3	.000	0-2	.000	1-2	.500	0	1	1	1.0	3	1	0	0	2	1	2.3
at Ohio St.	12/11/21	6		0-1	.000	0-0	.000	0-0	.000	0	1	1	1.0	0	1	0	0	0	0	1.8
NICHOLLS ST.	12/15/21 *	27		3-6	.500	1-1	1.000	2-2	1.000	2	5	7	2.2	3	2	0	1	1	9	3.2
at Purdue	01/03/22	2		0-1	.000	0-1	.000	1-2	.500	0	1	1	2.0	1	0	0	0	1	1	2.8
IOWA	01/06/22	13		1-3	.333	0-1	.000	0-1	.000	1	3	4	2.3	1	1	1	0	0	2	2.7
OHIO ST.	01/13/22	5		1-2	.500	1-1	1.000	0-0	.000	0	0	0	2.0	0	0	0	0	0	3	2.8
Totals		1	86	7-24	.292	2-7	.286	6-9	.667	5	11	16	2.0	8	5	2	1	3	22	2.8

Games played: 8  
Minutes/game: 10.8  
Points/game: 2.8  
FG Pct: 29.2  
3FG Pct: 28.6  
FT Pct: 66.7

Rebounds/game: 2.0  
Assists/game: 0.6  
Turnovers/game: 0.3  
Assist/turnover ratio: 2.5  
Steals/game: 0.4  
Blocks/game: 0.1

CAREER STATISTICS

Overall	Year	GP-GS	Min/Avg	FG-FGA	Pct	3-Point		FT-FTA	Pct	Rebounding				PF-FO	Ast TO	Blk Stl	Pts/Avg
						FG-FGA	Pct			Off-Def	Tot	Avg					
2019-20*	20-5	554/18.5	54-128	.422	12-25	.480	38-65	.585	7-49	56	1.9	49-0	67	53	1	15	158/5.3
2020-21*	20-4	316/15.8	25-70	.357	6-27	.222	19-21	.905	4-31	35	1.8	28-0	33	35	2	9	75/3.8
2021-22	8-1	87/10.9	7-24	.292	2-7	.286	6-9	.667	5-11	16	2.0	8-0	5	2	1	3	22/2.8
Total	58-10	957/16.5	86-222	.387	20-59	.339	63-95	.663	16-91	107	1.8	85	105	90	4	27	255/4.4

\*at Wake Forest

Conference	Year	GP-GS	Min/Avg	FG-FGA	Pct	3-Point		FT-FTA	Pct	Rebounding				PF-FO	Ast TO	Blk Stl	Pts/Avg
						FG-FGA	Pct			Off-Def	Tot	Avg					
2019-20*	20-4	366/18.3	38-86	.442	10-18	.556	29-46	.630	6-30	36	1.8	36-0	42	31	0	8	115/5.8
2020-21*	17-3	252/14.8	16-50	.320	6-26	.231	9-11	.818	3-21	24	1.4	20-0	25	30	2	4	47/2.8
2021-22	4-0	27/6.8	2-7	.286	1-3	.333	1-3	.333	1-5	6	1.5	2-0	2	1	0	0	6/1.5
Total	41-7	645/15.7	56-143	.392	17-47	.362	39-60	.650	10-56	66	1.6	58	69	62	2	12	168/4.1

\*Atlantic Coast Conference (ACC)

1 |

JOHNNY DAVIS

Sophomore | Guard | 6-5 | 194

La Crosse, Wis. | La Crosse Central High School



Twitter: @JohnnyDavis | Instagram: @johnnydavis

INDIVIDUAL BENCHMARKS

	SEASON	CAREER
GP/GS	14/14	45/14
10+ POINTS:	14	23
20+ POINTS:	9	9
2+ 3-PTERS MADE:	6	7
3+ ASSISTS:	6	10
5+ REBOUNDS:	12	24
LED UW IN PTS:	10	12
LED UW IN REB:	8	14

GET TO KNOW JOHNNY

Sophomore Johnny Davis has established himself as one of the best players in college basketball. His midseason resume includes MVP honors at the Maui Invitational, nomination to the Wooden Award Midseason Top-25 Watch List, as well as a 37-point, 14-rebound virtuoso performance in a win at No. 3 Purdue. Last season, Davis played in all 31 games, averaging 24.4 minutes per game (fifth-most on the team). The 6-foot-5 guard averaged 7.0 points and 4.1 rebounds per game last season, including a season-high 17 points (6-7 FG, 4-4 3FG) in a win over Penn State. A four-star recruit by Rivals, Johnny Davis was named Wisconsin Mr. Basketball as a senior at La Crosse Central. He finished his high school career as Central's all-time leading scorer with 2,158 points. Along with twin brother and fellow Badger, Jordan, he helped lead Central to the WIAA Division 2 state tournament and capture the state title in 2017. In football, Davis was a first-team all-state QB. Davis' father, Mark, played 13 seasons of professional basketball, including 31 games for the Milwaukee Bucks (1988-89, after being selected in the 4th Round of the 1985 NBA Draft by the Cleveland Cavaliers).

HONORS

- 2021-22 Wooden Award Midseason Top 25
- 2021 Maui Invitational Tournament MVP
- 2x Big Ten Player of the Week (11/29/21, 1/10/22)
- Gold medal with USA at 2021 FIBA U19 World Cup

TOP SEASON PERFORMANCES

- **#3 PURDUE (1/3/22):** Career-high 37 points, plus career-best 14 rebounds, 3 ast, 2 blk, 2 stl in road win
- **INDIANA (12/8/21):** Scored 25 points, including the go-ahead 3 with 1:18 remaining, to lead UW in a 22-point comeback win
- **IOWA (1/6/22):** Led the team in points (26), rebounds (9), and assists (5 - matched a career high)
- **#12 HOUSTON (11/23/21):** Had a then career-high 30 points to lead UW to an upset win at Maui Inv.

SEASON HIGHS

POINTS: 37 at Purdue (1/3/22)  
FIELD GOALS: 13 at Purdue (1/3/22)  
FG ATTEMPTS: 24 at Purdue (1/3/22)  
3-POINT FGS: 4 vs. Houston (11/23/21)  
3-POINT FGAS: 7 (4x) MR at Maryland (1/9/22)  
FREE THROWS: 9 at Purdue (1/3/22)  
FT ATTEMPTS: 12 at Purdue (1/3/22)  
REBOUNDS: 14 at Purdue (1/3/22)  
ASSISTS: 5 (3x) MR vs. Iowa (1/6/21)  
BLOCKS: 2 (2x) MR at Purdue (1/3/22)  
STEALS: 4 vs. Houston (11/23/21)  
MINUTES: 38 (3x) MR at Purdue (1/3/22)

CAREER HIGHS

POINTS: 37 at Purdue (1/3/22)  
FIELD GOALS: 13 at Purdue (1/3/22)  
FG ATTEMPTS: 24 at Purdue (1/3/22)  
3-POINT FGS: 4 (2x) MR vs. Houston (11/23/21)  
3-POINT FGAS: 7 (4x) MR at Maryland (1/9/22)  
FREE THROWS: 9 at Purdue (1/3/22)  
FT ATTEMPTS: 12 at Purdue (1/3/22)  
REBOUNDS: 14 at Purdue (1/3/22)  
ASSISTS: 5 (3x) MR vs. Iowa (1/6/21)  
BLOCKS: 2 (5x) MR at Purdue (1/3/22)  
STEALS: 4 (2x) MR vs. Houston (11/23/21)  
MINUTES: 41 vs. Indiana (1/7/21)

GAME-BY-GAME STATISTICS

Opponent	Date	gs	min	Total		3-Pointers		Free throws		Rebounds				pf	a	t/o	blk	stl	pts	avg	
				fg-fga	pct	3fg-fga	pct	ft-fga	pct	off	def	tot	avg								
ST. FRANCIS BROOKLYN	11/09/21	*	26	6-15	.400	2-6	.333	1-2	.500	1	2	3	3.0	0	5	0	0	2	15	15.0	
GREEN BAY	11/12/21	*	25	5-16	.313	0-3	.000	5-6	.833	2	3	5	4.0	1	2	0	1	1	15	15.0	
vs Texas A&M	11/22/21	*	38	8-18	.444	1-5	.200	4-4	1.000	3	6	9	5.7	1	2	3	0	2	21	17.0	
vs Houston	11/23/21	*	37	10-18	.556	4-7	.571	6-6	1.000	0	4	4	5.3	1	1	2	2	4	30	20.3	
vs Saint Mary's (CA)	11/24/21	*	32	7-17	.412	1-1	1.000	5-5	1.000	2	5	7	5.6	1	1	3	0	1	20	20.2	
at Georgia Tech	12/01/21	*	37	4-9	.444	2-4	.500	5-8	.625	2	4	6	5.7	2	5	4	1	1	15	19.3	
MARQUETTE	12/04/21	*	30	9-14	.643	1-1	1.000	6-8	.750	0	5	5	5.6	1	1	1	1	0	25	20.1	
INDIANA	12/08/21	*	37	8-17	.471	1-3	.333	6-7	.857	1	8	9	6.0	1	1	3	1	0	23	20.5	
at Ohio St.	12/11/21	*	38	11-22	.500	2-7	.286	0-0	.000	1	6	7	6.1	4	3	1	0	3	24	20.9	
ILLINOIS ST.	12/29/21	*	37	6-22	.273	0-3	.000	8-9	.889	3	8	11	6.6	3	5	2	1	1	20	20.8	
at Purdue	01/03/22	*	38	13-24	.542	2-5	.400	9-12	.750	1	13	14	7.3	2	3	3	2	2	37	22.3	
IOWA	01/06/22	*	35	10-18	.556	3-7	.429	3-5	.600	1	8	9	7.4	3	5	2	0	0	26	22.6	
at Maryland	01/09/22	*	37	7-19	.368	1-7	.143	4-5	.800	0	7	7	7.4	1	1	3	1	1	19	22.3	
OHIO ST.	01/13/22	*	34	4-18	.222	1-5	.200	5-6	.833	2	7	9	7.5	2	4	0	1	1	14	21.7	
Totals			14	481	108-247	.437	21-64	.328	67-83	.807	19	86	105	7.5	23	37	31	10	19	304	21.7

Games played: 14  
Minutes/game: 34.4  
Points/game: 21.7  
FG Pct: 43.7  
3FG Pct: 32.8  
FT Pct: 80.7

Rebounds/game: 7.5  
Assists/game: 2.6  
Turnovers/game: 2.2  
Assist/turnover ratio: 1.2  
Steals/game: 1.4  
Blocks/game: 0.7

CAREER STATISTICS

Overall					3-Point				Rebounding											
	Year	GP-GS	Min/Avg	FG-FGA	Pct	FG-FGA	Pct	FT-FTA	Pct	Off-Def	Tot	Avg	PF-FO	Ast	TO	Blk	Stl	Pts/Avg		
	2020-21	31-0	753/24.3	86-195	.441	14-36	.389	32-44	.727	34-94	128	4.1	66-0	35	34	18	34	218/7.0		
	2021-22	14-14	482/34.4	108-248	.435	21-65	.323	67-83	.807	19-86	105	7.5	23-0	36	31	10	19	304/21.7		
	Total	45-14	1235/27.4	194-443	.438	35-101	.347	99-127	.780	53-180	233	5.2	89	71	65	28	53	522/11.6		
Conference					3-Point				Rebounding											
	Year	GP-GS	Min/Avg	FG-FGA	Pct	FG-FGA	Pct	FT-FTA	Pct	Off-Def	Tot	Avg	PF-FO	Ast	TO	Blk	Stl	Pts/Avg		
	2020-21	20-0	503/25.2	52-127	.409	9-26	.346	21-29	.724	22-56	78	3.9	48-0	19	23	10	26	134/6.7		
	2021-22	6-6	219/36.5	53-118	.449	10-34	.294	27-35	.771	6-49	55	9.2	13-0	15	16	4	7	143/23.8		
	Total	26-6	722/27.8	105-245	.429	19-60	.317	48-64	.750	28-105	133	5.1	61	34	39	14	33	277/10.7		

5

TYLER WAHL

Junior | Forward | 6-9 | 221

Lakeville, Minn. | Lakeville North High School



Twitter: @tjwahl01 | Instagram: @tjwahl01

INDIVIDUAL BENCHMARKS

	SEASON	CAREER
GP/GS:	16/16	78/37
10+ POINTS:	7	12
20+ POINTS:	2	2
5+ REBOUNDS:	9	29
10+ REBOUNDS:	1	4
DOUBLE-DOUBLES:	0	2
2+ BLOCKS:	4	10
LED UW IN PTS:	1	2
LED UW IN REB:	2	9

GET TO KNOW TYLER

Junior forward Tyler Wahl has had an immediate impact at Wisconsin since stepping onto campus. Having now played in over 75 career games as a Badger, the Lakeville, Minnesota native played in all 31 games for the Badgers last season (18 starts). Averaging 5.2 points, 4.3 rebounds and 1.0 steals per game last year, one of Wahl's best games came when he led the Badgers in scoring for the first time in his career with 14 points, plus a team-high 6 rebounds and 2 assists in a win vs. Northwestern. As a prep senior at Lakeville North, Wahl averaged 18.0 points, 10.0 rebounds and 6.6 assists per game, leading the Panthers to a 27-5 record, the school's first-ever conference title, and an appearance in the Class AAAA state championship game. He earned back-to-back AP second-team All-State honors as a junior and senior, setting the school record for rebounds (905) and finishing third in Panther history with 1,397 points.

HONORS

- 2021 Maui Invitational All-Tournament Team

TOP SEASON PERFORMANCES

- **#16 OHIO STATE (1/13/22):** Scored 20 points (8-10 FG), plus 7 rebounds, a career-high 6 assists, and matched a career high 3 steals.
- **MARYLAND (1/9/22):** Finished with a career-high 21 points and added five rebounds and two assists
- **IOWA (1/6/22):** Scored 16 points (6-7 FG), while pulling down a team-leading 9 rebounds
- **INDIANA (12/8/21):** Season-high 12 rebounds, plus 7 pts, 3 blk and 3 ast in UW's comeback win
- **SAINT MARY'S (11/24/21):** Scored a then career-high 18 points in the Maui Invitational championship game, adding 5 rebounds and a career-high 4 blocks
- **PROVIDENCE (11/15/21):** Career-high 16 points (7-12 FG), plus 5 rebounds and 2 blocks

SEASON HIGHS

POINTS: 21 at Maryland (1/9/21)  
FIELD GOALS: 8 (2x) MR vs. Ohio State (1/13/22)  
FG ATTEMPTS: 12 (2x) MR at Maryland (1/9/21)  
3-POINT FGS: 2 vs. Ohio State (1/13/22)  
3-POINT FGAS: 4 vs. Ohio State (1/13/22)  
FREE THROWS: 8 vs. Illinois St (12/29/21)  
FT ATTEMPTS: 12 vs. Illinois St (12/29/21)  
REBOUNDS: 12 vs. Indiana (12/8/21)  
ASSISTS: 6 vs. Ohio State (1/13/22)  
BLOCKS: 4 vs. Saint Mary's (11/24/21)  
STEALS: 3 (2x) MR vs. Ohio State (1/13/22)  
MINUTES: 36 (2x) MR vs. Saint Mary's (11/24/21)

CAREER HIGHS

POINTS: 21 at Maryland (1/9/21)  
FIELD GOALS: 8 (2x) MR vs. Ohio State (1/13/22)  
FG ATTEMPTS: 12 (2x) MR at Maryland (1/9/21)  
3-POINT FGS: 2 (3x) MR vs. Ohio State (1/13/22)  
3-POINT FGAS: 5 at Nebraska (2/10/21)  
FREE THROWS: 8 vs. Illinois St (12/29/21)  
FT ATTEMPTS: 12 vs. Illinois St (12/29/21)  
REBOUNDS: 15 vs. Green Bay (12/1/20)  
ASSISTS: 6 vs. Ohio State (1/13/22)  
BLOCKS: 4 vs. Saint Mary's (11/24/21)  
STEALS: 3 (5x) MR vs. Ohio State (1/13/22)  
MINUTES: 36 (3x) MR vs. Saint Mary's (11/24/21)

GAME-BY-GAME STATISTICS

Opponent	Date	gs	min	Total		3-Pointers		Free throws		Rebounds				pf	a	t/o	blk	stl	pts	avg	
				fg-fga	pct	3fg-fga	pct	ft-fa	pct	off	def	tot	avg								
ST. FRANCIS BROOKLYN	11/09/21	*	17	1-3	.333	0-1	.000	3-4	.750	1	3	4	4.0	2	1	2	0	0	5	5.0	
GREEN BAY	11/12/21	*	20	1-2	.500	0-0	.000	0-0	.000	1	4	5	4.5	1	2	1	2	0	2	3.5	
PROVIDENCE	11/15/21	*	36	7-12	.583	0-2	.000	2-3	.667	3	2	5	4.7	4	0	1	2	0	16	7.7	
vs Texas A&M	11/22/21	*	30	3-8	.375	0-2	.000	0-0	.000	2	2	4	4.5	0	1	2	1	3	6	7.3	
vs Houston	11/23/21	*	32	4-10	.400	0-2	.000	1-2	.500	1	6	7	5.0	2	1	0	0	0	9	7.6	
vs Saint Mary's (CA)	11/24/21	*	36	6-9	.667	0-0	.000	6-6	1.000	1	4	5	5.0	4	0	1	4	1	18	9.3	
at Georgia Tech	12/01/21	*	33	4-8	.500	0-0	.000	1-3	.333	0	3	3	4.7	2	1	0	2	1	9	9.3	
MARQUETTE	12/04/21	*	34	2-9	.222	0-2	.000	1-1	1.000	2	3	5	4.8	1	3	0	1	0	5	8.8	
INDIANA	12/08/21	*	28	2-7	.286	0-1	.000	3-4	.750	3	9	12	5.6	2	3	0	3	1	7	8.6	
at Ohio St.	12/11/21	*	23	1-7	.143	0-3	.000	1-1	1.000	0	1	1	5.1	3	2	2	1	1	3	8.0	
NICHOLLS ST.	12/15/21	*	32	4-8	.500	0-2	.000	4-6	.667	0	4	4	5.0	2	2	3	0	1	12	8.4	
ILLINOIS ST.	12/29/21	*	32	5-8	.625	0-0	.000	8-12	.667	1	5	6	5.1	1	0	1	0	1	18	9.2	
at Purdue	01/03/22	*	21	3-4	.750	0-1	.000	0-0	.000	1	3	4	5.0	5	1	1	0	1	6	8.9	
IOWA	01/06/22	*	31	6-7	.857	0-0	.000	4-8	.500	3	6	9	5.3	2	2	1	1	2	16	9.4	
at Maryland	01/09/22	*	30	8-12	.667	0-1	.000	5-5	1.000	1	4	5	5.3	4	2	0	1	0	21	10.2	
OHIO ST.	01/13/22	*	34	8-10	.800	2-4	.500	2-3	.667	2	5	7	5.4	2	6	1	0	3	20	10.8	
Totals			16	469	65-124	.524	2-21	.095	41-58	.707	22	64	86	5.4	37	27	16	18	15	173	10.8
Games played: 16										Rebounds/game: 5.4											
Minutes/game: 29.3										Assists/game: 1.7											
Points/game: 10.8										Turnovers/game: 1.0											
FG Pct: 52.4										Assist/turnover ratio: 1.7											
3FG Pct: 9.5										Steals/game: 0.9											
FT Pct: 70.7										Blocks/game: 1.1											

CAREER STATISTICS

Overall					3-Point				Rebounding											
Year	GP-GS	Min/Avg	FG-FGA	Pct	FG-FGA	Pct	FT-FTA	Pct	Off-Def	Tot	Avg	PF-FO	Ast	TO	Blk	Stl	Pts/Avg			
2019-20	31-3	478/15.4	34-79	.430	6-28	.214	7-18	.389	34-48	82	2.6	64-0	32	33	5	20	81/2.6			
2020-21	31-18	765/24.7	58-133	.436	10-36	.278	34-60	.567	33-100	133	4.3	68-0	42	28	21	31	160/5.2			
2021-22	16-16	469/29.3	65-125	.520	2-21	.095	41-58	.707	22-64	86	5.4	37-0	27	16	18	15	173/10.8			
Total	78-37	1712/21.9	157-337	.466	18-85	.212	82-136	.603	89-212	301	3.9	169	101	77	44	66	414/5.3			
Conference					3-Point				Rebounding											
Year	GP-GS	Min/Avg	FG-FGA	Pct	FG-FGA	Pct	FT-FTA	Pct	Off-Def	Tot	Avg	PF-FO	Ast	TO	Blk	Stl	Pts/Avg			
2019-20	20-3	309/15.5	23-54	.426	2-18	.111	2-8	.250	23-27	50	2.5	40-0	19	21	4	14	50/2.5			
2020-21	20-14	524/26.2	41-95	.432	8-28	.286	19-37	.514	23-62	85	4.3	44-0	29	18	9	17	109/5.5			
2020-21	6-6	167/27.8	28-47	.596	2-10	.200	15-21	.714	10-28	38	6.3	18-0	16	5	6	8	73/12.2			
Total	46-23	1000/21.7	92-196	.469	12-56	.214	36-66	.545	56-117	173	3.8	102	64	44	19	39	232/5.0			



20 | BEN CARLSON

Sophomore | Forward | 6-9 | 226  
Woodbury, Minn. | East Ridge High School



Twitter: @ben\_carlson20 | Instagram: @bencarlson20

INDIVIDUAL BENCHMARKS

	SEASON	CAREER
GP/GS:	15/1	22/1
10+ POINTS:	0	0
20+ POINTS:	0	0
5+ REBOUNDS:	2	2
2+ ASSISTS:	1	2
2+ STEALS:	0	0

GET TO KNOW BEN

A four-star recruit by ESPN, 247Sports and Rivals, sophomore forward Ben Carlson appeared in seven games last season before an injury sidelined him for the rest of the year. The Woodbury, Minnesota native scored 13 points in last year’s season opener. A finalist for Minnesota Mr. Basketball as a high school senior, Carlson went down as one of the most decorated players in East Ridge High School history. The 6-foot-9 forward set school records for career points (2,004), rebounds (1,083) and blocked shots (145). Carlson also became the first player in program history to be nominated to the McDonalds All-American Game in 2020. His senior season, Carlson averaged 24.3 points and 11.7 rebounds per game while leading the Raptors to a 20-7 record and a conference title. As a junior, he led East Ridge to the Minnesota Class AA state tournament while averaging a double-double (16 ppg, 11.3 rpg). Off the court, Carlson was a member of National Honors Society.

HONORS

- Four-star recruit (ESPN, 247 Sports, Rivals)
- No. 88 in ESPN 100 (2020)
- 2020 Mr. Minnesota Basketball finalist

TOP CAREER PERFORMANCES

- **INDIANA (12/8/21):** Made first career start as a Badger and posted three points and four rebounds. Played a career-high 20 minutes.
- **GREEN BAY (11/12/21):** Scored five points and grabbed a career-high seven rebounds
- **EASTERN ILLINOIS (11/25/20):** In his first game as a Badger, scored 13 points and recorded two rebounds, a block, and an assist.
- **ARK.-PINE BLUFF (11/27/20):** Scored three points and added two assists, two rebounds, and a block.

SEASON HIGHS

POINTS: 5 vs. Green Bay (11/12/21)  
FIELD GOALS: 2 (4x) MR vs. Nicholls (12/15/21)  
FG ATTEMPTS: 7 vs. Providence (11/15/21)  
3-POINT FGS: --  
3-POINT FGAS: 3 vs. Providence (11/15/21)  
FREE THROWS: 1 (3x) MR at Ohio State (12/11/21)  
FT ATTEMPTS: 2 (2x) MR at Ohio State (12/11/21)  
REBOUNDS: 7 vs. Green Bay (11/12/21)  
ASSISTS: 2 vs. Houston (11/23/21)  
BLOCKS: 1 vs. Providence (11/15/21)  
STEALS: --  
MINUTES: 20 (2x) MR vs. Indiana (12/8/21)

CAREER HIGHS

POINTS: 13 vs. Eastern Illinois (11/25/20)  
FIELD GOALS: 4 vs. Eastern Illinois (11/25/20)  
FG ATTEMPTS: 7 vs. Providence (11/15/21)  
3-POINT FGS: 1 vs. Eastern Illinois (11/25/20)  
3-POINT FGAS: 3 vs. Providence (11/15/21)  
FREE THROWS: 4 vs. Eastern Illinois (11/25/20)  
FT ATTEMPTS: 4 (2x) MR vs. UAPB (11/27/20)  
REBOUNDS: 7 vs. Green Bay (11/12/21)  
ASSISTS: 2 (2x) MR vs. Houston (11/23/21)  
BLOCKS: 1 (3x) MR vs. Providence (11/15/21)  
STEALS: 1 vs. Green Bay (12/1/20)  
MINUTES: 20 (2x) MR vs. Indiana (12/8/21)

GAME-BY-GAME STATISTICS

Opponent	Date	gs	min	Total		3-Pointers		Free throws		Rebounds			pf	a	t/o	blk	stl	pts	avg	
				fg-fga	pct	3fg-fga	pct	ft-fa	pct	off	def	tot								avg
ST. FRANCIS BROOKLYN	11/09/21	19	2-3	.667	0-0	.000	0-0	.000	2	3	5	5.0	0	0	0	0	0	4	4.0	
GREEN BAY	11/12/21	18	2-6	.333	0-1	.000	1-1	1.000	1	6	7	6.0	0	1	0	0	0	5	4.5	
PROVIDENCE	11/15/21	19	1-7	.143	0-3	.000	0-0	.000	2	1	3	5.0	0	0	1	1	0	2	3.7	
vs Texas A&M	11/22/21	4	0-1	.000	0-1	.000	0-0	.000	0	0	0	3.8	1	0	2	0	0	0	2.8	
vs Houston	11/23/21	12	2-3	.667	0-1	.000	0-0	.000	0	2	3	4	0	2	0	0	0	4	3.0	
vs Saint Mary's (CA)	11/24/21	10	0-1	.000	0-0	.000	0-1	.000	1	3	4	3.5	1	0	1	0	0	0	2.5	
at Georgia Tech	12/01/21	1	0-0	.000	0-0	.000	0-0	.000	0	0	0	3.0	0	0	0	0	0	0	2.1	
MARQUETTE	12/04/21	4	1-1	1.000	0-0	.000	0-0	.000	0	0	0	2.6	0	0	0	0	0	2	2.1	
INDIANA	12/08/21	20	1-4	.250	0-2	.000	1-2	.500	2	2	4	2.8	1	0	0	0	0	3	2.2	
at Ohio St.	12/11/21	13	0-3	.000	0-2	.000	1-2	.500	0	2	2	2.7	1	0	0	0	0	1	2.1	
NICHOLLS ST.	12/15/21	9	2-5	.400	0-1	.000	0-0	.000	2	2	4	2.8	0	0	0	0	0	4	2.3	
at Purdue	01/03/22	4	0-0	.000	0-0	.000	0-0	.000	0	0	0	2.6	0	0	0	0	0	0	2.1	
IOWA	01/06/22	1	0-1	.000	0-0	.000	0-0	.000	0	0	0	2.4	0	0	0	0	0	0	1.9	
at Maryland	01/09/22	2	0-0	.000	0-0	.000	0-0	.000	0	0	0	2.2	0	0	0	0	0	0	1.8	
OHIO ST.	01/13/22	0	0-0	.000	0-0	.000	0-0	.000	0	0	0	2.1	0	0	0	0	0	0	1.7	
Totals		1	136	11-35	.314	0-11	.000	3-6	.500	10	21	31	2.1	4	3	4	1	0	25	1.7

Games played: 15  
Minutes/game: 9.1  
Points/game: 1.7  
FG Pct: .314  
3FG Pct: 0.0

Rebounds/game: 2.1  
Assists/game: 0.2  
Turnovers/game: 0.3  
Assist/turnover ratio: 0.8  
Blocks/game: 0.1

CAREER STATISTICS

Overall				3-Point					Rebounding									
Year	GP-GS	Min/Avg	FG-FGA	Pct	FG-FGA	Pct	FT-FTA	Pct	Off-Def	Tot	Avg	PF-FO	Ast	TO	Blk	Stl	Pts/Avg	
2020-21	7-0	64/9.1	6-11	.545	1-3	.333	7-8	.875	1-5	6	0.9	10-0	4	1	3	1	20/2.9	
2021-22	15-1	137/9.1	11-35	.314	0-11	.000	3-6	.500	10-21	31	2.1	4-0	3	4	1	0	25/1.7	
Total	22-1	201/9.1	17-46	.370	1-14	.071	10-14	.714	11-26	37	1.7	14	7	5	4	1	45/2.0	
Conference				3-Point					Rebounding									
Year	GP-GS	Min/Avg	FG-FGA	Pct	FG-FGA	Pct	FT-FTA	Pct	Off-Def	Tot	Avg	PF-FO	Ast	TO	Blk	Stl	Pts/Avg	
2020-21	-- DID NOT PLAY (INJURY) --																	
2021-22	6-0	41/6.8	1-8	.125	0-4	.000	2-4	.500	2-4	6	1.0	2-0	0	0	0	0	4/0.7	
Total	6-0	41/6.8	1-8	.125	0-4	.000	2-4	.500	2-4	6	1.0	2-0	0	0	0	0	4/0.7	

22

STEVEN CROWL

Sophomore | Forward | 7-0 | 234  
Eagan, Minn. | Eastview High School



Twitter: @steven\_crowl | Instagram: @stevencrowl

INDIVIDUAL BENCHMARKS

	SEASON	CAREER
GP/GS:	16/16	28/16
10+ POINTS:	6	6
20+ POINTS:	1	1
5+ REBOUNDS:	7	7
10+ REBOUNDS:	0	0
DOUBLE-DOUBLES:	0	0
LED UW IN PTS:	2	2
LED UW IN REB:	4	4

GET TO KNOW STEVEN

Steven Crowl enters his second season in the Wisconsin program after appearing in 12 games last year as a true freshman. The 7-foot forward from Eagan, Minnesota scored his first points as a Badger in UW's season opener against Eastern Illinois, while also grabbing his first career rebound. In the first round of the 2021 NCAA Tournament, Crowl played 3 minutes and grabbed 2 rebounds against North Carolina to help UW to an 85-62 win. A three-star recruit by 247Sports and Rivals, Crowl had a standout senior season at Eastview High School where he was a finalist for Minnesota Mr. Basketball finalist. One of the most decorated players in Eastview history, Crowl finished his prep career as the school's all-time leading scorer (1,747 pts), rebounder (832 reb) and shot blocker (103 blk). The 6-foot-9 forward also set Eastview school records for career field-goal percentage (59% FG), rebounds in a season (332), rebounds in a game (19) and single-game field-goal percentage (90% FG). As a senior, he averaged 26.7 points and 12 rebounds per game, while also leading his team in assists (4.3 per contest). Crowl played travel basketball for D1 Minnesota, the same program as current Badger teammate Tyler Wahl.

HONORS

- Three-star recruit (247 Sports and Rivals)
- First-team South Suburban All-Conference 2019
- Section 3AAAA Player of the Year 2019
- 2020 Mr. Minnesota Basketball finalist

TOP SEASON PERFORMANCES

- ILLINOIS ST (12/29/21): Team-high 21 pts (7-8 FG, 2-2 3FG), plus 9 reb for a near double-double.
- MARQUETTE (12/4/21): Scored 15 points (6-9 FG, 2-3 3FG), while grabbing a team-high 8 rebounds.
- ST. FRANCIS BKN (11/9/21): Recorded a near double-double in his first career start, finishing with 11 points, 8 rebounds and 1 block.

SEASON HIGHS

POINTS: 21 vs. Illinois St (12/29/21)  
FIELD GOALS: 7 (2x) MR vs. Illinois St (12/29/21)  
FG ATTEMPTS: 11 vs. Green Bay (11/12/21)  
3-POINT FGS: 2 (4x) MR vs. Illinois St (12/29/21)  
3-POINT FGAS: 4 (3x) MR vs. Houston (11/23/21)  
FREE THROWS: 5 vs. Illinois St (12/29/21)  
FT ATTEMPTS: 7 vs. Illinois St (12/29/21)  
REBOUNDS: 9 vs. Illinois St (12/29/21)  
ASSISTS: 3 (3x) MR vs. Ohio State (1/13/22)  
BLOCKS: 1 (4x) MR vs. Marquette (12/4/21)  
STEALS: 1 (5x) MR vs. Ohio State (1/13/22)  
MINUTES: 29 (2x) MR vs. Marquette (12/4/21)

CAREER HIGHS

POINTS: 21 vs. Illinois St (12/29/21)  
FIELD GOALS: 7 (2x) MR vs. Illinois St (12/29/21)  
FG ATTEMPTS: 11 vs. Green Bay (11/12/21)  
3-POINT FGS: 2 (4x) MR vs. Illinois St (12/29/21)  
3-POINT FGAS: 4 (3x) MR vs. Houston (11/23/21)  
FREE THROWS: 5 vs. Illinois St (12/29/21)  
FT ATTEMPTS: 7 vs. Illinois St (12/29/21)  
REBOUNDS: 9 vs. Illinois St (12/29/21)  
ASSISTS: 3 (3x) MR vs. Ohio State (1/13/22)  
BLOCKS: 1 (5x) MR vs. Marquette (12/4/21)  
STEALS: 1 (5x) MR vs. Ohio State (1/13/22)  
MINUTES: 29 (2x) MR vs. Marquette (12/4/21)

GAME-BY-GAME STATISTICS


Opponent	Date	gs	min	Total		3-Pointers		Free throws		Rebounds				pf	a	t/o	blk	stl	pts	avg
				fg	pct	fg	pct	ft	pct	off	def	tot	avg							
ST. FRANCIS BROOKLYN	11/09/21	*	19	4-9	.444	0-1	.000	3-3	1.000	3	5	8	8.0	0	0	2	1	0	11	11.0
GREEN BAY	11/12/21	*	22	7-11	.636	2-4	.500	2-2	1.000	3	4	7	7.5	0	0	0	0	0	18	14.5
PROVIDENCE	11/15/21	*	23	1-10	.100	0-4	.000	2-2	1.000	0	4	4	6.3	2	2	1	0	0	4	11.0
vs Texas A&M	11/22/21	*	29	4-9	.444	2-3	.667	0-0	.000	1	3	4	5.8	3	2	2	1	0	10	10.8
vs Houston	11/23/21	*	23	3-6	.500	1-4	.250	1-2	.500	0	1	1	4.8	4	0	1	0	1	8	10.2
vs Saint Mary's (CA)	11/24/21	*	27	2-7	.286	0-1	.000	0-0	.000	3	4	7	5.2	3	1	1	0	0	4	9.2
at Georgia Tech	12/01/21	*	28	2-7	.286	0-3	.000	1-2	.500	1	3	4	5.0	4	0	1	1	1	5	8.6
MARQUETTE	12/04/21	*	29	6-9	.667	2-3	.667	1-2	.500	1	7	8	5.4	1	1	1	1	0	15	9.4
INDIANA	12/08/21	*	19	2-6	.333	1-2	.500	0-0	.000	0	0	0	4.8	4	3	0	0	1	5	8.9
at Ohio St.	12/11/21	*	23	0-3	.000	0-2	.000	0-0	.000	1	1	2	4.5	3	0	3	0	0	0	8.0
NICHOLLS ST.	12/15/21	*	14	2-6	.333	0-2	.000	1-2	.500	1	3	4	4.5	0	1	1	1	0	5	7.7
ILLINOIS ST.	12/29/21	*	28	7-10	.700	2-3	.667	5-7	.714	9	1	10	4.9	4	2	0	0	0	21	8.8
at Purdue	01/03/22	*	23	2-6	.333	0-3	.000	0-0	.000	1	1	2	4.7	5	1	0	0	0	4	8.5
IOWA	01/06/22	*	23	6-8	.750	0-0	.000	0-0	.000	1	2	3	4.6	2	3	0	0	1	12	8.7
at Maryland	01/09/22	*	22	3-4	.750	1-1	1.000	2-2	1.000	2	6	8	4.8	3	0	0	0	0	9	8.7
OHIO ST.	01/13/22	*	25	4-6	.667	1-2	.500	0-1	.000	2	5	7	4.9	1	3	0	0	1	9	8.8
Totals			16	377	55-117	.470	12-38	.316	18-25	.720	29	50	79	4.9	39	19	13	5	140	8.8
Games played: 16										Rebounds/game: 4.9										
Minutes/game: 23.6										Assists/game: 1.2										
Points/game: 8.8										Turnovers/game: 0.8										
FG Pct: 47.0										Assist/turnover ratio: 1.5										
3FG Pct: 31.6										Steals/game: 0.3										
FT Pct: 72.0										Blocks/game: 0.3										

CAREER STATISTICS

Overall				3-Point				Rebounding				PF-FO	Ast	TO	Blk	Stl	Pts/Avg
Year	GP-GS	Min/Avg	FG-FGA	Pct	FG-FGA	Pct	FT-FTA	Pct	Off-Def	Tot	Avg						
2020-21	12-0	39/3.3	4-8	.500	0-1	.000	0-0	---	4-5	9	0.8	9-0	2	3	1	0	8/0.7
2021-22	16-16	377/23.6	55-115	.478	12-37	.324	18-25	.720	28-50	78	4.9	39-0	19	13	5	5	140/8.8
Total	28-16	416/14.9	59-123	.480	12-38	.316	18-25	.720	32-55	87	3.1	48	21	16	6	5	148/5.3
Conference				3-Point				Rebounding				PF-FO	Ast	TO	Blk	Stl	Pts/Avg
Year	GP-GS	Min/Avg	FG-FGA	Pct	FG-FGA	Pct	FT-FTA	Pct	Off-Def	Tot	Avg						
2020-21	7-0	7/1.0	0-0	---	0-0	---	0-0	---	0-3	3	0.4	1-0	0	0	0	0	0/0.0
2021-22	6-6	136/22.7	17-33	.515	3-10	.300	2-3	.667	7-15	22	3.7	18-0	10	3	0	3	39/6.5
Total	13-6	143/11.0	17-33	.515	3-10	.300	2-3	.667	7-18	25	1.9	19	10	3	0	3	39/3.0

23 | CHUCKY HEPBURN

Freshman | Forward | 6-2 | 211  
Omaha, Neb. | Bellevue West High School



Twitter: @ChuckyHepburn | Instagram: @chucky.hepburn

INDIVIDUAL BENCHMARKS		
	SEASON	CAREER
GP/GS:	16/16	16/16
10+ POINTS:	4	4
20+ POINTS:	0	0
3+ 3FGS:	1	1
2+ ASSISTS:	7	7
2+ STEALS:	4	4
LED UW IN PTS:	0	0
LED UW IN AST:	5	5

**GET TO KNOW CHUCKY**

Chucky Hepburn begins his first season as a Badger in 2021-22. The 6-foot-2 point guard from Omaha, Nebraska was a four-star recruit by ESPN and ranked as the No. 20 point guard in the nation. The 2020 Nebraska Gatorade Player of the Year, Hepburn averaged over 15 points, eight assists and five rebounds per game as a senior at Bellevue West. As a junior in 2020, Hepburn led Bellevue West to the Class A state championship, averaging 17.7 points, 6.1 assists, 4.6 rebounds and 3.1 steals per game that season. A three-time All-Metro First-Team honoree, Hepburn averaged over 18 points, 5 rebounds and 5 assists per game as a sophomore. Hepburn made four staright state appearances, advancing to the state title game his freshman, junior and senior seasons at Bellevue West. Off the court, Hepburn earned the "HomeSchool Papillion TeenService Award" and was a Special Olympics Volunteer Award winner.

- HONORS**
- Big Ten Co-Freshman of the Week (12/6/21)
  - Four-star high school recruit (ESPN)
  - No. 2 ranked 2021 prospect in Nebraska
  - 2020 Nebraska Gatorade Player of the Year
  - 2x First-Team All-Class All-State (2019, '20)
  - 2020 Nebraska Class A State Champion

- TOP SEASON PERFORMANCES**
- **MARQUETTE (12/4/21):** Recorded career highs in points (15) and assists (6), plus 3 steals in the win.
  - **ST. FRANCIS BKN (11/9/21):** First true freshman to start a season opener for UW since 2001, tallying 13 points, including 2-for-3 3FG shooting.

SEASON HIGHS			CAREER HIGHS		
POINTS:	15	vs. Marquette (12/4/21)	POINTS:	15	vs. Marquette (12/4/21)
FIELD GOALS:	5 (2x)	MR vs. Illinois St (12/29/21)	FIELD GOALS:	5 (2x)	MR vs. Illinois St (12/29/21)
FG ATTEMPTS:	9 (2x)	MR vs. Iowa (1/6/22)	FG ATTEMPTS:	9 (2x)	MR vs. Iowa (1/6/22)
3-POINT FGS:	3	vs. Illinois St (12/29/21)	3-POINT FGS:	3	vs. Illinois St (12/29/21)
3-POINT FGAS:	5 (3x)	MR vs. Illinois St (12/29/21)	3-POINT FGAS:	5 (3x)	MR vs. Illinois St (12/29/21)
FREE THROWS:	4 (3x)	MR vs. Iowa (1/6/22)	FREE THROWS:	4 (3x)	MR vs. Iowa (1/6/22)
FT ATTEMPTS:	4 (5x)	MR vs. Iowa (1/6/22)	FT ATTEMPTS:	4 (5x)	MR vs. Iowa (1/6/22)
REBOUNDS:	3 (3x)	MR at Maryland (1/9/22)	REBOUNDS:	3 (3x)	MR at Maryland (1/9/22)
ASSISTS:	6	vs. Marquette (12/4/21)	ASSISTS:	6	vs. Marquette (12/4/21)
BLOCKS:	2	vs. Indiana (12/8/21)	BLOCKS:	2	vs. Indiana (12/8/21)
STEALS:	4	vs. Green Bay (11/12/21)	STEALS:	4	vs. Green Bay (11/12/21)
MINUTES:	36	vs. Providence (11/15/21)	MINUTES:	36	vs. Providence (11/15/21)

GAME-BY-GAME STATISTICS

Opponent	Date	gs	min	Total		3-Pointers		Free throws		Rebounds			pf	a	t/o	blk	stl	pts	avg		
				fg-fga	pct	3fg-fga	pct	ft-fa	pct	off	def	tot								avg	
ST. FRANCIS BROOKLYN	11/09/21	*	24	4-7	.571	2-3	.667	3-4	.750	0	1	1	1.0	3	1	2	0	0	13	13.0	
GREEN BAY	11/12/21	*	24	1-5	.200	1-3	.333	0-0	.000	0	2	2	1.5	1	1	1	0	4	3	8.0	
PROVIDENCE	11/15/21	*	36	2-8	.250	0-3	.000	1-2	.500	1	2	3	2.0	3	2	1	0	1	5	7.0	
vs Texas A&M	11/22/21	*	29	2-4	.500	1-3	.333	2-3	.667	1	1	2	2.0	1	1	1	0	0	7	7.0	
vs Houston	11/23/21	*	31	1-4	.250	1-4	.250	0-0	.000	0	4	4	2.4	2	3	3	1	0	3	6.2	
vs Saint Mary's (CA)	11/24/21	*	31	2-5	.400	0-1	.000	2-2	1.000	0	3	3	2.5	2	1	0	0	1	6	6.2	
at Georgia Tech	12/01/21	*	33	1-6	.167	1-5	.200	4-4	1.000	0	1	1	2.3	2	3	2	1	1	7	6.3	
MARQUETTE	12/04/21	*	31	5-8	.625	2-4	.500	3-3	1.000	0	2	2	2.3	1	6	2	0	3	15	7.4	
INDIANA	12/08/21	*	25	0-4	.000	0-3	.000	4-4	1.000	0	2	2	2.2	4	1	0	2	0	4	7.0	
at Ohio St.	12/11/21	*	33	2-8	.250	1-5	.200	0-0	.000	0	3	3	2.3	1	1	1	0	1	5	6.8	
NICHOLLS ST.	12/15/21	*	33	3-8	.375	0-3	.000	3-4	.750	0	0	0	2.1	1	1	2	0	2	9	7.0	
ILLINOIS ST.	12/29/21	*	36	5-10	.500	3-5	.600	0-0	.000	1	1	2	2.1	2	5	1	0	1	13	7.5	
at Purdue	01/03/22	*	32	2-7	.286	1-4	.250	0-0	.000	0	1	1	2.0	1	3	1	0	1	5	7.3	
IOWA	01/06/22	*	31	3-9	.333	1-4	.250	4-4	1.000	0	2	2	2.0	2	1	0	0	2	11	7.6	
at Maryland	01/09/22	*	33	1-5	.200	1-3	.333	0-0	.000	0	3	3	2.1	3	2	1	0	1	3	7.3	
OHIO ST.	01/13/22	*	28	0-3	.000	0-2	.000	0-0	.000	0	2	2	2.1	2	1	3	0	0	0	6.8	
Totals			16	490	34-101	.337	15-55	.273	26-30	.867	3	30	33	2.1	31	33	21	4	18	109	6.8
Games played: 16											Rebounds/game: 2.1										
Minutes/game: 30.6											Assists/game: 2.1										
Points/game: 6.8											Turnovers/game: 1.3										
FG Pct: 33.7											Assist/turnover ratio: 1.6										
3FG Pct: 27.3											Steals/game: 1.1										
FT Pct: 86.7											Blocks/game: 0.3										

CAREER STATISTICS																
Overall			3-Point					Rebounding								
Year	GP-GS	Min/Avg	FG-FGA	Pct	FT-FTA	Pct	Off-Def	Tot	Avg	PF-FO	Ast	TO	Blk	Stl	Pts/Avg	
2021-22	16-16	489/30.6	34-100	.340	15-53	.283	26-30	.867	3-30	33	2.1	31-0	32	21	4	18
Total	16-16	489/30.6	34-100	.340	15-53	.283	26-30	.867	3-30	33	2.1	31-0	32	21	4	18
Conference			3-Point					Rebounding								
Year	GP-GS	Min/Avg	FG-FGA	Pct	FT-FTA	Pct	Off-Def	Tot	Avg	PF-FO	Ast	TO	Blk	Stl	Pts/Avg	
2021-22	6-6	182/30.3	8-36	.222	4-21	.190	8-8	1.000	0-13	13	2.2	13-0	9	6	2	5
Total	6-6	182/30.3	8-36	.222	4-21	.190	8-8	1.000	0-13	13	2.2	13	9	6	2	5



33

CHRIS VOGT

Senior | Center | 7-0 | 257

Mayfield, KY | Graves County (Cincinnati)



Twitter: @ChrisVogt33 | Instagram: @chrisvogt33

INDIVIDUAL BENCHMARKS

	SEASON	CAREER
GP/GS:	16/0	117/52
10+ POINTS:	0	26
20+ POINTS:	0	3
5+ REBOUNDS:	5	40
10+ REBOUNDS:	0	5
DOUBLE-DOUBLES:	0	4
2+ BLOCKS:	3	33
LED TEAM IN PTS:	0	6
LED TEAM IN REB:	3	15

GET TO KNOW CHRIS

Fifth-year senior transfer Chris Vogt joins the Wisconsin program after playing at Cincinnati last season. A 7-foot center from Mayfield, Kentucky, Vogt has played in 110+ games over his four-year collegiate career, including starting 50 of 53 games at Cincinnati. As a junior in 2019-20, he averaged 11.0 points, 5.9 rebounds and 1.6 blocks per game, shooting a conference-leading 64.8 percent from the floor. Last season, Vogt started 21 of 23 games and averaged 5.0 points, 3.5 rebounds, 1.1 blocks, and 56 percent field goal shooting in 19.4 minutes per game. He ranked among the conference leaders in blocks (fifth) and offensive rebounds (15th). Vogt spent his freshman and sophomore seasons at Northern Kentucky, where he played 48 games.

HONORS

- 2019-20 AAC Regular Season Championship
- 2018-19 Horizon League Regular Season Champion
- 2017-18 Horizon League Regular Season Champion

TOP CAREER PERFORMANCES

- NICHOLLS (12/15/21): Sparked UW off the bench, finishing with 9 pts, 7 reb (4 off.), 1 stl in 25 minutes.
- INDIANA (12/8/21): Season highs with 9 points and 6 rebounds to spark UW's come-from-behind win.
- LIPSCOMB (12/2/20): Scored 12 points (6-7 FG) and hauled in 7 rebounds in the season opener. Played season-high 32 minutes
- SOUTH FLORIDA (12/16/20): Sparked the Bearcats offense with a season-high 13 points and added 4 rebounds, 3 assists, and 1 block.

SEASON HIGHS

POINTS: 9 (2x) MR vs. Nicholls (12/15/21)  
FIELD GOALS: 4 (2x) MR vs. Nicholls (12/15/21)  
FG ATTEMPTS: 7 vs. Nicholls (12/15/21)  
3-POINT FGS: --  
3-POINT FGAS: 1 vs. Green Bay (11/12/21)  
FREE THROWS: 4 vs. Green Bay (11/12/21)  
FT ATTEMPTS: 4 vs. Green Bay (11/12/21)  
REBOUNDS: 9 vs. St. Francis Bkn (11/9/21)  
ASSISTS: 2 (2x) MR vs. Ohio State (1/13/22)  
BLOCKS: 3 (2x) MR at Maryland (1/9/22)  
STEALS: 1 (5x) MR vs. Ohio State (1/13/22)  
MINUTES: 25 vs. Nicholls (12/15/21)

CAREER HIGHS

POINTS: 21 (2x) MR at Tulane (1/4/20)\*  
FIELD GOALS: 9 (3x) MR at Tulane (1/4/20)\*  
FG ATTEMPTS: 13 vs. Green Bay (1/24/19)\*\*  
3-POINT FGS: --  
3-POINT FGAS: 1 vs. Green Bay (11/12/21)  
FREE THROWS: 8 at Temple (1/22/20)\*  
FT ATTEMPTS: 9 (2x) MR at Temple (1/22/20)\*  
REBOUNDS: 14 vs. Green Bay (1/24/19)\*\*  
ASSISTS: 4 vs. Furman (12/10/20)\*  
BLOCKS: 6 vs. Temple (2/12/21)\*  
STEALS: 3 (2x) MR vs. Memphis (2/28/21)\*  
MINUTES: 41 at UConn (2/9/20)\*

\*recorded at Cincinnati \*\*recorded at N Kentucky

GAME-BY-GAME STATISTICS

Opponent	Date	gs	min	Total		3-Pointers		Free throws		Rebounds			pf	a	t/o	blk	stl	pts	avg	
				fg-fga	pct	3fg-fga	pct	ft-fa	pct	off	def	tot								avg
ST. FRANCIS BROOKLYN	11/09/21	17	1-3	.333	0-0	.000	0-0	.000	2	7	9	9.0	2	1	0	2	1	2	2.0	
GREEN BAY	11/12/21	12	0-2	.000	0-1	.000	4-4	1.000	3	2	5	7.0	3	0	0	1	0	4	3.0	
PROVIDENCE	11/15/21	9	0-0	.000	0-0	.000	0-0	.000	0	1	1	5.0	3	1	0	1	0	0	2.0	
vs Texas A&M	11/22/21	7	0-0	.000	0-0	.000	0-0	.000	1	1	2	4.3	1	0	0	0	0	0	1.5	
vs Houston	11/23/21	11	0-0	.000	0-0	.000	0-0	.000	0	2	2	3.8	3	1	0	0	0	0	1.2	
vs Saint Mary's (CA)	11/24/21	6	0-1	.000	0-0	.000	0-0	.000	2	0	2	3.5	2	0	1	0	0	0	1.0	
at Georgia Tech	12/01/21	12	0-2	.000	0-0	.000	0-0	.000	3	4	7	4.0	4	1	0	0	0	0	0.9	
MARQUETTE	12/04/21	5	0-0	.000	0-0	.000	1-2	.500	1	2	3	3.9	0	0	2	0	0	1	0.9	
INDIANA	12/08/21	21	4-6	.667	0-0	.000	1-1	1.000	4	2	6	4.1	2	1	0	0	1	9	1.8	
at Ohio St.	12/11/21	17	3-6	.500	0-0	.000	1-3	.333	0	2	2	3.9	4	0	0	3	1	7	2.3	
NICHOLLS ST.	12/15/21	26	4-7	.571	0-0	.000	1-3	.333	4	3	7	4.2	2	1	0	0	1	9	2.9	
ILLINOIS ST.	12/29/21	12	2-4	.500	0-0	.000	0-0	.000	2	1	3	4.1	4	1	1	1	0	4	3.0	
at Purdue	01/03/22	13	2-3	.667	0-0	.000	2-3	.667	3	0	3	4.0	5	0	1	0	0	6	3.2	
IOWA	01/06/22	13	0-3	.000	0-0	.000	0-0	.000	2	2	4	4.0	3	1	0	0	0	0	3.0	
at Maryland	01/09/22	17	1-2	.500	0-0	.000	0-0	.000	0	1	1	3.8	3	2	0	3	0	2	2.9	
OHIO ST.	01/13/22	15	2-3	.667	0-0	.000	0-0	.000	0	1	1	3.6	3	2	0	0	1	4	3.0	
Totals		0	213	19-42	.452	0-1	.000	10-16	.625	27	31	58	3.6	44	12	5	11	5	48	3.0

Games played: 16  
Minutes/game: 13.3  
Points/game: 3.0  
FG Pct: 45.2  
3FG Pct: 0.0  
FT Pct: 62.5

Rebounds/game: 3.6  
Assists/game: 0.8  
Turnovers/game: 0.3  
Assist/turnover ratio: 2.4  
Steals/game: 0.3  
Blocks/game: 0.7

CAREER STATISTICS

Overall					3-Point			Rebounding														
Year	GP-GS	Min/Avg	FG-FGA	Pct	FG-FGA	Pct	FT-FTA	Pct	Off-Def	Tot	Avg	PF-FO	Ast	TO	Blk	Stl	Pts/Avg					
2017-18*	13-0	42/3.2	6-10	.600	---	---	2-6	.333	0-9	9	0.7	8-0	3	2	4	2	8/1.1					
2018-19*	35-2	450/12.9	64-111	.577	---	---	30-78	.385	47-82	129	3.7	87-0	20	36	42	10	158/4.5					
2019-20**30-29	856/28.5	136-210	.648	---	---	58-101	.574	78-99	177	5.9	93-0	25	51	47	10	330/11.0						
2020-21**23/21	447/19.4	47-84	.560	---	---	20-57	.351	35-46	81	3.5	73-0	25	28	25	5	114/5.0						
2021-22	16-0	210/13.1	19-42	.452	0-1	.000	10-16	.625	27-31	58	3.6	44-0	12	5	11	5	48/3.0					
Total	117-52	2005/17.1	272-457	.595	0-1	.000	120-258	.465	187-267	454	3.9	305	85	122	129	32	664/5.7					
*at Northern Kentucky    **at Cincinnati																						
Conference					3-Point			Rebounding														
Year	GP-GS	Min/Avg	FG-FGA	Pct	FG-FGA	Pct	FT-FTA	Pct	Off-Def	Tot	Avg	PF-FO	Ast	TO	Blk	Stl	Pts/Avg					
2017-18*	7-0	11/1.6	1-1	1.000	---	---	---	---	0-2	2	0.3	2-0	1	1	3	0	2/0.3					
2018-19*	18-2	230/12.8	33-63	.524	---	---	14-35	.400	22-42	64	3.6	36-0	10	18	22	5	80/4.4					
2019-20**18-17	523/29.1	74-118	.627	---	---	31-58	.534	45-50	95	5.3	59-0	14	35	31	8	179/9.9						
2020-21**14-12	271/19.4	25-54	.463	---	---	19-47	.404	23-28	51	3.6	45-0	15	13	15	4	69/4.9						
2021-22	6-0	94/15.7	12-23	.522	---	---	4-7	.571	9-18	27	2.8	20-0	6	1	6	3	28/4.7					
Total	63-31	1129/17.9	145-259	.560	---	---	68-147	.463	99-130	229	3.6	162	46	68	77	20	358/5.7					

\*at Northern Kentucky \*\*at Cincinnati

Conference			3-Point						Rebounding															
Year	GP-GS	Min/Avg	FG-FGA	Pct	FG-FGA	Pct	FT-FTA	Pct	Off-Def	Tot	Avg	PF-FO	Ast	TO	Blk	Stl	Pts/Avg							
2017-18*	7-0	11/1.6	1-1	1.000	---	---	---	---	0-2	2	0.3	2-0	1	1	3	0	2/0.3							
2018-19*	18-2	230/12.8	33-63	.524	---	---	14-35	.400	22-42	64	3.6	36-0	10	18	22	5	80/4.4							
2019-20**	18-17	523/29.1	74-118	.627	---	---	31-58	.534	45-50	95	5.3	59-0	14	35	31	8	179/9.9							
2020-21**	14-12	271/19.4	25-54	.463	---	---	19-47	.404	23-28	51	3.6	45-0	15	13	15	4	69/4.9							
2021-22	6-0	94/15.7	12-23	.522	---	---	4-7	.571	9-8	17	2.8	20-0	6	1	6	3	28/4.7							
Total	63-31	1129/17.9	145-259	.560	---	---	68-147	.463	99-130	229	3.6	162	46	68	77	20	358/5.7							

\*Horizon League \*\*American Athletic Conference

34 |

BRAD DAVISON

Senior | Guard | 6-4 | 200  
Maple Grove, Minn. | Maple Grove High School



Twitter: @braddavi34 | Instagram: @braddavison

INDIVIDUAL BENCHMARKS		
	SEASON	CAREER
GP/GS:	16/16	144/140
20+ POINTS:	4	14
30+ POINTS:	0	2
3+ ASSISTS:	5	48
3+ STEALS:	1	14
LED UW IN PTS:	4	29
LED UW IN AST:	5	29

GET TO KNOW BRAD

Fifth-year senior Brad Davison returns as a key team leader for Wisconsin, not only vocally, but also in terms of production on the court. The Maple Grove, Minnesota native has made 140 career starts as a Badger, just the 12th player in school history to reach the 100 milestone. UW's returning scoring leader, Davison averaged 10.0 points per game last year and shot a career-best 39.1 percent from 3-point range. Starting all 31 games last season, Davison had a masterful performance in the 2021 NCAA Tournament, scoring a game-high 29 points and leading the Badgers to an 85-62 win over North Carolina in the first round.

- HONORS
- Big Ten Co-Player of the Week (12/6/21)
  - 2018 Big Ten All-Freshman Team
  - 2x Big Ten Freshman of the Week
  - 3x Academic All-Big Ten (2019, '20, '21)

- CAREER
- Ranks 2nd in school history with 140 career starts.
  - Ranks 5th in school history with 83.6% career FT%.
  - Ranks 8th in school history with 1,606 points
  - Ranks 10th in school history with 143 career steals.
  - Ranks 2nd in school history with 261 career 3FGs.
  - Just the 12th Badger in school history to make 100 career starts (#100 vs. Louisville, 12/19/20).

- TOP SEASON PERFORMANCES
- **#16 OHIO STATE (1/13/22):** Scored a game-high 25 points (7-12 FG, 4-6 3FG, 7-8 FT).
  - **IOWA (1/6/22):** Finished with 18 pts, 7 reb and 2 ast
  - **MARQUETTE (12/4/21):** Scored 20 points, shooting 4-for-8 from 3PT range in the win
  - **at Ga Tech (12/1/21):** Scored a season-high 27 pts (5-9 3FG) to lead UW to a B1G/ACC Challenge win
  - **PROVIDENCE (11/15/21):** Finished with a team-high 25 points (8-10 FT) and 7 rebounds for UW

SEASON HIGHS			CAREER HIGHS		
POINTS:	27 at Ga Tech (12/1/21)		POINTS:	30 (2x) MR at Nebraska (2/15/20)	
FIELD GOALS:	9 at Ga Tech (12/1/21)		FIELD GOALS:	11 at Nebraska (2/15/20)	
FG ATTEMPTS:	17 vs. Providence (11/15/21)		FG ATTEMPTS:	19 vs. Michigan State (2/25/18)	
3-POINT FGS:	5 at Ga Tech (12/1/21)		3-POINT FGS:	8 at Nebraska (2/15/20)	
3-POINT FGAS:	11 (2x) MR vs. Texas A&M (11/22/21)		3-POINT FGAS:	11 (3x) MR vs. Texas A&M (11/22/21)	
FREE THROWS:	8 vs. Providence (11/15/21)		FREE THROWS:	12 vs. Rhode Island (12/9/20)	
FT ATTEMPTS:	10 vs. Providence (11/15/21)		FT ATTEMPTS:	16 vs. Marquette (12/9/17)	
REBOUNDS:	7 (3x) MR vs. Iowa (1/6/22)		REBOUNDS:	13 at Penn State (1/11/20)	
ASSISTS:	3 (5x) MR at Purdue (1/3/22)		ASSISTS:	7 vs. Nebraska (12/22/20)	
BLOCKS:	--		BLOCKS:	1 (3x) MR vs. Mich. State (3/16/19)	
STEALS:	3 vs. Providence (11/15/21)		STEALS:	5 vs. Illinois (2/27/21)	
MINUTES:	39 vs. Providence (11/15/21)		MINUTES:	44 vs. Minnesota (2/19/18)	

GAME-BY-GAME STATISTICS

Opponent	Date	gs	min	Total		3-Pointers		Free throws		Rebounds				pf	a	t/o	blk	stl	pts	avg	
				fg-fga	pct	3fg-fga	pct	ft-fa	pct	off	def	tot	avg								
ST. FRANCIS BROOKLYN	11/09/21	*	23	3-8	.375	2-4	.500	0-1	.000	0	6	6	6.0	2	2	1	0	2	8	8.0	
GREEN BAY	11/12/21	*	24	5-8	.625	1-4	.250	4-4	1.000	2	1	3	4.5	2	2	1	0	1	15	11.5	
PROVIDENCE	11/15/21	*	39	7-17	.412	3-11	.273	8-10	.800	1	6	7	5.3	4	0	2	0	3	25	16.0	
vs Texas A&M	11/22/21	*	35	5-16	.313	3-11	.273	6-6	1.000	0	7	7	5.8	2	3	1	0	0	19	16.8	
vs Houston	11/23/21	*	28	2-6	.333	1-5	.200	4-4	1.000	0	4	4	5.4	4	2	1	0	1	9	15.2	
vs Saint Mary's (CA)	11/24/21	*	35	1-10	.100	1-7	.143	1-2	.500	1	2	3	5.0	3	1	0	0	0	4	13.3	
at Georgia Tech	12/01/21	*	37	9-16	.563	5-9	.556	4-5	.800	0	1	1	4.4	2	3	1	0	0	27	15.3	
MARQUETTE	12/04/21	*	33	6-12	.500	4-8	.500	4-5	.800	0	4	4	4.4	1	1	0	0	0	20	15.9	
INDIANA	12/08/21	*	34	3-12	.250	2-7	.286	0-0	.000	0	4	4	4.3	1	3	1	0	1	8	15.0	
at Ohio St.	12/11/21	*	28	4-12	.333	3-6	.500	2-2	1.000	0	5	5	4.4	3	0	1	0	0	13	14.8	
NICHOLLS ST.	12/15/21	*	35	5-12	.417	4-9	.444	5-6	.833	0	1	1	4.1	5	2	1	0	1	19	15.2	
ILLINOIS ST.	12/29/21	*	33	1-9	.111	1-8	.125	4-4	1.000	1	4	5	4.2	2	3	1	0	0	7	14.5	
at Purdue	01/03/22	*	38	5-11	.455	3-6	.500	2-2	1.000	0	3	3	4.1	1	3	0	0	0	15	14.5	
IOWA	01/06/22	*	32	6-11	.545	1-3	.333	5-5	1.000	3	4	7	4.3	1	2	1	0	1	18	14.8	
at Maryland	01/09/22	*	38	3-10	.300	1-7	.143	4-6	.667	1	2	3	4.2	1	2	1	0	1	11	14.5	
OHIO ST.	01/13/22	*	37	7-12	.583	4-6	.667	7-8	.875	0	3	3	4.1	2	1	1	0	0	25	15.2	
Totals			16	529	72-182	.396	39-111	.351	60-70	.857	9	57	66	4.1	36	30	14	0	11	243	15.2
Games played: 16										Rebounds/game: 4.1											
Minutes/game: 33.1										Assists/game: 1.9											
Points/game: 15.2										Turnovers/game: 0.9											
FG Pct: 39.6										Assist/turnover ratio: 2.1											
3FG Pct: 35.1										Steals/game: 0.7											
FT Pct: 85.7																					

CAREER STATISTICS																		
Overall				3-Point					Rebounding									
Year	GP-GS	Min/Avg	FG-FGA	Pct	FG-FGA	Pct	FT-FTA	Pct	Off-Def	Tot	Avg	PF-FO	Ast	TO	Blk	Stl	Pts/Avg	
2017-18	33-29	1028/31.2	124-306	.405	60-169	.355	90-110	.818	10-66	76	2.3	109-0	83	59	1	40	398/12.1	
2018-19	34-34	1096/32.2	115-299	.385	52-149	.349	76-94	.809	10-101	111	3.3	79-0	62	34	2	36	358/10.5	
2019-20	30-30	927/30.9	92-233	.395	47-131	.359	65-77	.844	16-113	129	4.3	73-0	56	27	0	23	296/9.9	
2020-21	31-31	960/31.0	91-264	.345	63-162	.389	66-76	.868	10-99	109	3.5	72-0	73	72	0	33	311/10.0	
2021-22	16-16	530/33.1	72-182	.396	39-111	.351	60-70	.857	9-57	66	4.1	36-0	30	13	0	11	243/15.2	
Total	144-140	4541/31.5	494-1284	.385	261-722	.361	357-427	.836	55-436	491	3.4	369	304	160	3	143	1606/11.2	
Conference				3-Point					Rebounding									
Year	GP-GS	Min/Avg	FG-FGA	Pct	FG-FGA	Pct	FT-FTA	Pct	Off-Def	Tot	Avg	PF-FO	Ast	TO	Blk	Stl	Pts/Avg	
2017-18	18-18	598/33.2	67-175	.383	34-96	.354	47-53	.887	5-41	46	2.6	64-0	51	41	1	19	215/11.9	
2018-19	20-20	667/33.4	72-186	.387	32-87	.368	39-51	.765	6-64	70	3.5	51-0	37	18	1	15	215/10.8	
2019-20	19-19	593/31.2	56-149	.376	32-87	.368	42-52	.808	9-76	85	4.5	47-0	31	15	0	11	186/9.8	
2020-21	20-20	636/31.8	54-178	.303	38-108	.352	28-34	.824	9-67	76	3.8	50-0	47	18	0	25	174/8.7	
2021-22	6-6	207/34.5	28-68	.412	14-35	.400	20-23	.870	4-21	25	4.2	9-0	11	5	0	3	90/15.0	
Total	83-83	2701/32.5	277-756	.366	150-413	.363	176-213	.826	33-269	302	3.6	221	177	97	2	73	880/10.6	

# Individual Game by Game

## 2 | JORDAN DAVIS

Sophomore | Guard | 6-4 | 198

La Crosse, Wis. | La Crosse Central High School

### GAME-BY-GAME STATISTICS

Opponent	Date	gs	min	Total		3-Pointers		Free throws		Rebounds				pf	a	to	blk	stl	pts	avg
				fg-fga	pct	3fg-fga	pct	ft-fa	pct	off	def	tot	avg							
ST. FRANCIS BROOKLYN	11/09/21	4		1-2	.500	1-2	.500	0-0	.000	0	0	0	0.0	0	0	1	0	0	3	3.0
GREEN BAY	11/12/21	7		2-2	1.000	0-0	.000	0-0	.000	1	1	2	1.0	2	0	1	0	1	4	3.5
PROVIDENCE	11/15/21	0		1-1	1.000	1-1	1.000	0-0	.000	0	0	0	0.7	0	0	0	0	0	3	3.3
vs Texas A&M	11/22/21	6		1-1	1.000	1-1	1.000	0-0	.000	1	3	4	1.5	1	0	0	0	1	3	3.3
vs Houston	11/23/21	5		0-0	.000	0-0	.000	0-0	.000	0	1	1	1.4	1	0	0	0	0	0	2.6
MARQUETTE	12/04/21	3		0-0	.000	0-0	.000	0-0	.000	0	0	0	1.2	0	0	1	0	0	0	2.2
INDIANA	12/08/21	12		1-4	.250	1-4	.250	0-0	.000	0	1	1	1.1	0	0	0	0	0	3	2.3
at Ohio St.	12/11/21	16		1-2	.500	0-0	.000	0-1	.000	1	1	2	1.3	0	0	1	1	1	2	2.3
NICHOLLS ST.	12/15/21	7		0-1	.000	0-1	.000	0-0	.000	1	1	2	1.3	0	1	0	0	0	0	2.0
ILLINOIS ST.	12/29/21	9		0-0	.000	0-0	.000	0-0	.000	0	0	0	1.2	2	0	0	0	0	0	1.8
at Purdue	01/03/22	5		0-1	.000	0-1	.000	0-0	.000	0	2	2	1.3	1	0	0	0	1	0	1.6
IOWA	01/06/22	1		0-0	.000	0-0	.000	0-0	.000	0	0	0	1.2	0	0	0	0	0	0	1.5
at Maryland	01/09/22	4		1-1	1.000	1-1	1.000	0-0	.000	0	0	0	1.1	1	0	1	0	0	3	1.6
OHIO ST.	01/13/22	3		0-1	.000	0-0	.000	0-0	.000	0	0	0	1.0	0	0	0	0	0	0	1.5
Totals		0	82	8-16	.500	5-11	.455	0-1	.000	4	10	14	1.0	8	1	4	1	4	21	1.5

### CAREER STATISTICS

Overall			3-Point				Rebounding													
Year	GP-GS	Min/Avg	FG-FGA	Pct	FG-FGA	Pct	FT-FTA	Pct	Off-Def	Tot	Avg	PF-FO	Ast	TO	Blk	Stl	Pts/Avg			
2020-21	13-0	19/1.5	3-6	.500	2-5	.400	0-0	---	0-1	1	0.1	0-0	0	1	0	0	8/0.6			
2021-22	14-0	83/5.9	8-16	.500	5-11	.455	0-1	.000	4-10	14	1.0	8-0	1	4	1	4	21/1.5			
Total	27-0	102/3.8	11-22	.500	7-16	.438	0-1	.000	4-11	15	0.6	8-0	1	5	1	4	29/1.1			

Conference			3-Point				Rebounding													
Year	GP-GS	Min/Avg	FG-FGA	Pct	FG-FGA	Pct	FT-FTA	Pct	Off-Def	Tot	Avg	PF-FO	Ast	TO	Blk	Stl	Pts/Avg			
2020-21	8-0	9/1.1	1-4	.250	0-3	.000	0-0	---	0-1	1	0.1	0-0	0	1	0	0	2/0.3			
2021-22	6-0	41/6.8	3-9	.333	2-6	.333	0-1	.000	1-4	5	0.8	2-0	0	1	1	2	8/1.3			
Total	14-0	50/3.6	4-13	.308	2-9	.222	0-1	.000	1-5	6	0.4	2-0	0	2	1	2	10/0.7			

### SEASON HIGHS

POINTS: 4 vs. Green Bay (11/12/21)  
 FIELD GOALS: 2 vs. Green Bay (11/12/21)  
 FG ATTEMPTS: 4 vs. Indiana (12/8/21)  
 3-POINT FGS: 1 (5x) MR at Maryland (1/9/22)  
 3-POINT FGAS: 4 vs. Indiana (12/8/21)  
 FREE THROWS: --  
 FT ATTEMPTS: 1 at Ohio State (12/11/21)  
 REBOUNDS: 4 vs. Texas A&M (11/22/21)  
 ASSISTS: 1 vs. Nicholls (12/15/21)  
 BLOCKS: --  
 STEALS: 1 (4x) MR at Purdue (1/3/22)  
 MINUTES: 16 at Ohio State (12/11/21)

### CAREER HIGHS

POINTS: 4 vs. Green Bay (11/12/21)  
 FIELD GOALS: 2 vs. Green Bay (11/12/21)  
 FG ATTEMPTS: 3 at Michigan (1/12/21)  
 3-POINT FGS: 1 (7x) MR at Maryland (1/9/22)  
 3-POINT FGAS: 4 vs. Indiana (12/8/21)  
 FREE THROWS: --  
 FT ATTEMPTS: 1 at Ohio State (12/11/21)  
 REBOUNDS: 4 vs. Texas A&M (11/22/21)  
 ASSISTS: 1 vs. Nicholls (12/15/21)  
 BLOCKS: --  
 STEALS: 1 (4x) MR at Purdue (1/3/22)  
 MINUTES: 16 at Ohio State (12/11/21)

## 4 | CARTER HIGGINBOTTOM

Junior | Guard | 6-0 | 193

Chicago, Ill. | St. Ignatius High School

### GAME-BY-GAME STATISTICS

Opponent	Date	gs	min	Total		3-Pointers		Free throws		Rebounds				pf	a	to	blk	stl	pts	avg
				fg-fga	pct	3fg-fga	pct	ft-fa	pct	off	def	tot	avg							
ST. FRANCIS BROOKLYN	11/09/21	1		0-0	.000	0-0	.000	0-0	.000	0	0	0	0.0	0	0	1	0	0	0	0.0
GREEN BAY	11/12/21	2		0-0	.000	0-0	.000	0-0	.000	0	0	0	0.0	0	0	0	0	0	0	0.0
MARQUETTE	12/04/21	1		0-0	.000	0-0	.000	0-0	.000	0	0	0	0.0	2	0	1	0	0	0	0.0
IOWA	01/06/22	1		0-1	.000	0-0	.000	0-0	.000	0	0	0	0.0	0	0	0	0	0	0	0.0
OHIO ST.	01/13/22	0		0-0	.000	0-0	.000	0-0	.000	0	0	0	0.0	0	0	0	0	0	0	0.0
Totals		0	5	0-1	.000	0-0	.000	0-0	.000	0	0	0	0.0	2	0	2	0	0	0	0.0

### CAREER STATISTICS

Overall					3-Point			Rebounding									
Year	GP-GS	Min/Avg	FG-FGA	Pct	FG-FGA	Pct	FT-FTA	Pct	Off-Def	Tot	Avg	PF-FO	Ast	TO	Blk	Stl	Pts/Avg
2018-19																	
REDSHIRT SEASON																	
2019-20	9-0	9/1.0	0-1	.000	0-0	---	---	---	0-1	1	0.1	0-0	0	1	0	0	0/0.0
2020-21	9-0	10/1.1	0-4	.000	0-0	---	0-2	.000	0-0	0	.000	1-0	1	2	0	1	0/0.0
2021-22	4-0	5/1.3	0-1	.000	---	---	---	---	0-0	0	.000	2-0	0	2	0	0	0/0.0
Total	22-0	24/1.1	0-6	.000	0-0	---	0-2	.000	0-1	1	0.04	3-0	1	5	0	1	0/0.0
Conference					3-Point			Rebounding									
Year	GP-GS	Min/Avg	FG-FGA	Pct	FG-FGA	Pct	FT-FTA	Pct	Off-Def	Tot	Avg	PF-FO	Ast	TO	Blk	Stl	Pts/Avg
2018-19																	
REDSHIRT SEASON																	
2019-20	4-0	4/1.0	0-1	.000	0-0	---	0-0	---	0-0	0	0.0	0-0	0	0	0	0	0/0.0
2020-21	4-0	5/1.3	0-1	.000	0-0	---	0-2	.000	0-0	0	0.0	1-0	0	1	0	0	0/0.0
2021-22	1-0	1/1.0	0-1	.000	0-0	---	0-0	---	---	---	---	---	---	---	---	---	---
Total	9-0	10/1.1	0-3	.000	0-0	---	0-2	.000	0-0	0	0.0	1	0	1	0	0	0/0.0

### SEASON HIGHS

POINTS: --  
 FIELD GOALS: --  
 FG ATTEMPTS: --  
 3-POINT FGS: --  
 3-POINT FGAS: --  
 FREE THROWS: --  
 FT ATTEMPTS: --  
 REBOUNDS: --  
 ASSISTS: --  
 BLOCKS: --  
 STEALS: --  
 MINUTES: 2 vs. Green Bay (11/12/21)

### CAREER HIGHS

POINTS: --  
 FIELD GOALS: --  
 FG ATTEMPTS: 1 (5x) MR vs. Penn State (2/2/21)  
 3-POINT FGS: --  
 3-POINT FGAS: --  
 FREE THROWS: --  
 FT ATTEMPTS: 2 at Nebraska (2/10/21)  
 REBOUNDS: 1 vs. Milwaukee (12/21/19)  
 ASSISTS: 1 vs. Green Bay (12/1/20)  
 BLOCKS: --  
 STEALS: 1 vs. North Carolina (3/19/21)  
 MINUTES: 2 (4x) MR vs. Green Bay (11/12/21)



Individual Game by Game

10 | ISAAC LINDSEY

Sophomore | Guard | 6-4 | 184  
Mineral Point, Wis. | Mineral Point High School (UNLV)

GAME-BY-GAME STATISTICS

Opponent	Date	gs	min	Total		3-Pointers		Free throws		Rebounds				pf	a	t/o	blk	stl	pts	avg
				fg-fga	pct	3fg-fga	pct	ft-fa	pct	off	def	tot	avg							
ST. FRANCIS BROOKLYN	11/09/21	2		0-0	.000	0-0	.000	0-0	.000	0	0	0	0.0	0	0	0	0	0	0	0.0
GREEN BAY	11/12/21	4		0-1	.000	0-0	.000	0-0	.000	0	0	0	0.0	0	0	0	0	0	0	0.0
ILLINOIS ST.	12/29/21	3		1-3	.333	1-2	.500	0-0	.000	0	0	0	0.0	0	0	0	0	0	3	1.0
IOWA	01/06/22	1		0-0	.000	0-0	.000	0-0	.000	0	0	0	0.0	0	0	0	0	0	0	0.8
Totals		0	10	1-4	.250	1-2	.500	0-0	.000	0	0	0	0.0	0	0	0	0	0	3	0.8

CAREER STATISTICS

Overall			3-Point						Rebounding											
Year	GP-GS	Min/Avg	FG-FGA	Pct	FG-FGA	Pct	FT-FTA	Pct	Off-Def	Tot	Avg	PF-FO	Ast	TO	Blk	Stl	Pts/Avg			
2021-22	4-0	9/2.3	1-4	.250	1-2	.500	---	---	---	---	---	---	---	---	---	---	3/0.8			
Total	4-0	9/2.3	1-4	.250	1-2	.500	---	---	---	---	---	---	---	---	---	---	3/0.8			

Conference			3-Point						Rebounding									
Year	GP-GS	Min/Avg	FG-FGA	Pct	FG-FGA	Pct	FT-FTA	Pct	Off-Def	Tot	Avg	PF-FO	Ast	TO	Blk	Stl	Pts/Avg	
2021-22	1-0	1/1.0	---	---	---	---	---	---	---	---	---	---	---	---	---	---	---	
Total	1-0	1/1.0	---	---	---	---	---	---	---	---	---	---	---	---	---	---	---	

SEASON HIGHS

POINTS: 3 vs. Illinois St (12/29/21)  
FIELD GOALS: 1 vs. Illinois St (12/29/21)  
FG ATTEMPTS: 3 vs. Illinois St (12/29/21)  
3-POINT FGS: 1 vs. Illinois St (12/29/21)  
3-POINT FGAS: 2 vs. Illinois St (12/29/21)  
FREE THROWS: --  
FT ATTEMPTS: --  
REBOUNDS: --  
ASSISTS: --  
BLOCKS: --  
STEALS: --  
MINUTES: 4 vs. Green Bay (11/12/21)

CAREER HIGHS

POINTS: 3 vs. Illinois St (12/29/21)  
FIELD GOALS: 1 vs. Illinois St (12/29/21)  
FG ATTEMPTS: 3 vs. Illinois St (12/29/21)  
3-POINT FGS: 1 vs. Illinois St (12/29/21)  
3-POINT FGAS: 2 vs. Illinois St (12/29/21)  
FREE THROWS: --  
FT ATTEMPTS: --  
REBOUNDS: --  
ASSISTS: --  
BLOCKS: --  
STEALS: --  
MINUTES: 4 vs. Green Bay (11/12/21)

11 | LORNE BOWMAN II

Freshman | Guard | 6-2 | 210  
Detroit, Mich. | St. Mary's High School

GAME-BY-GAME STATISTICS

Opponent	Date	gs	min	Total		3-Pointers		Free throws		Rebounds				pf	a	t/o	blk	stl	pts	avg
				fg-fga	pct	3fg-fga	pct	ft-fa	pct	off	def	tot	avg							
ST. FRANCIS BROOKLYN	11/09/21	15		3-7	.429	3-4	.750	0-0	.000	2	2	4	4.0	0	1	1	0	0	9	9.0
GREEN BAY	11/12/21	15		1-3	.333	1-2	.500	0-0	.000	0	1	1	2.5	4	1	1	0	3	3	6.0
PROVIDENCE	11/15/21	11		1-3	.333	1-2	.500	0-0	.000	0	0	0	1.7	1	0	1	0	0	3	5.0
vs Texas A&M	11/22/21	11		0-1	.000	0-0	.000	2-2	1.000	0	0	0	1.3	1	1	0	0	1	2	4.3
vs Houston	11/23/21	12		1-1	1.000	0-0	.000	0-1	1.000	0	0	0	1.0	1	0	1	0	0	2	3.8
vs Saint Mary's (CA)	11/24/21	11		2-5	.400	1-2	.500	0-0	.000	0	0	0	0.8	1	0	1	0	0	5	4.0
at Georgia Tech	12/01/21	8		2-3	.667	1-2	.500	0-0	.000	0	2	2	1.0	1	0	0	0	0	5	4.1
MARQUETTE	12/04/21	11		2-4	.500	1-3	.333	0-0	.000	0	1	1	1.0	2	0	3	0	0	5	4.3
NICHOLLS ST.	12/15/21	13		1-2	.500	1-2	.500	1-3	.333	0	3	3	1.2	0	0	1	0	0	4	4.2
at Purdue	01/03/22	5		0-0	.000	0-0	.000	0-0	.000	0	0	0	1.1	0	1	0	0	0	0	3.8
IOWA	01/06/22	9		0-3	.000	0-1	.000	0-0	.000	0	0	0	1.0	2	0	1	0	0	0	3.5
at Maryland	01/09/22	8		0-1	.000	0-0	.000	0-0	.000	0	1	1	1.0	1	2	1	0	1	0	3.2
OHIO ST.	01/13/22	12		1-1	1.000	1-1	1.000	0-2	.000	0	0	0	0.9	2	0	0	0	0	3	3.2
Totals		0	141	14-34	.412	10-19	.526	3-8	.375	2	10	12	0.9	16	6	11	0	5	41	3.2

CAREER STATISTICS

Overall			3-Point						Rebounding												Pts/Avg
Year	GP-GS	Min/Avg	FG-FGA	Pct	FG-FGA	Pct	FT-FTA	Pct	Off-Def	Tot	Avg	PF-FO	Ast	TO	Blk	Stl					
2021-22	13-0	142/10.9	14-34	.412	10-19	.526	3-8	.375	2-10	12	0.9	16-0	6	11	0	5	41/3.2				
Total	13-0	142/10.9	14-34	.412	10-19	.526	3-8	.375	2-10	12	0.9	16	6	11	0	5	41/3.2				

Conference			3-Point						Rebounding												Pts/Avg
Year	GP-GS	Min/Avg	FG-FGA	Pct	FG-FGA	Pct	FT-FTA	Pct	Off-Def	Tot	Avg	PF-FO	Ast	TO	Blk	Stl					
2021-22	4-0	34/8.5	1-5	.200	1-2	.500	0-2	.000	0-1	1	0.3	5-0	3	2	0	1					
Total	4-0	34/8.5	1-5	.200	1-2	.500	0-2	.000	0-1	1	0.3	5-0	3	2	0	1					

SEASON HIGHS

POINTS: 9 vs. St. Francis Bkn (11/9/21)  
FIELD GOALS: 3 vs. St. Francis Bkn (11/9/21)  
FG ATTEMPTS: 7 vs. St. Francis Bkn (11/9/21)  
3-POINT FGS: 3 vs. St. Francis Bkn (11/9/21)  
3-POINT FGAS: 4 vs. St. Francis Bkn (11/9/21)  
FREE THROWS: 2 vs. Texas A&M (11/22/21)  
FT ATTEMPTS: 3 vs. Nicholls (12/15/21)  
REBOUNDS: 4 vs. St. Francis Bkn (11/9/21)  
ASSISTS: 2 at Maryland (1/9/22)  
BLOCKS: --  
STEALS: 1 (2x) MR at Maryland (1/9/22)  
MINUTES: 15 vs. St. Francis Bkn (11/9/21)

CAREER HIGHS

POINTS: 9 vs. St. Francis Bkn (11/9/21)  
FIELD GOALS: 3 vs. St. Francis Bkn (11/9/21)  
FG ATTEMPTS: 7 vs. St. Francis Bkn (11/9/21)  
3-POINT FGS: 3 vs. St. Francis Bkn (11/9/21)  
3-POINT FGAS: 4 vs. St. Francis Bkn (11/9/21)  
FREE THROWS: 2 vs. Texas A&M (11/22/21)  
FT ATTEMPTS: 3 vs. Nicholls (12/15/21)  
REBOUNDS: 4 vs. St. Francis Bkn (11/9/21)  
ASSISTS: 2 at Maryland (1/9/22)  
BLOCKS: --  
STEALS: 1 (2x) MR at Maryland (1/9/22)  
MINUTES: 15 vs. St. Francis Bkn (11/9/21)

Individual Game by Game

13 | JUSTIN TAPHORN

Freshman | Guard | 6-5 | 198  
Pekin, Ill. | Pekin High School

GAME-BY-GAME STATISTICS

Opponent	Date	gs	min	Total		3-Pointers		Free throws		Rebounds				pf	a	t/o	blk	stl	pts	avg
				fg-fga	pct	3fg-fga	pct	ft-fa	pct	off	def	tot	avg							
ST. FRANCIS BROOKLYN	11/09/21	1		0-0	.000	0-0	.000	0-0	.000	0	0	0	0.0	0	0	0	0	0	0	0.0
GREEN BAY	11/12/21	2		0-0	.000	0-0	.000	0-0	.000	0	0	0	0.0	0	0	0	0	0	0	0.0
MARQUETTE	12/04/21	1		0-0	.000	0-0	.000	0-0	.000	0	0	0	0.0	0	0	0	0	0	0	0.0
Totals		0	4	0-0	.000	0-0	.000	0-0	.000	0	0	0	0.0	0	0	0	0	0	0	0.0

CAREER STATISTICS

Overall	3-Point								Rebounding									
Year	GP-GS	Min/Avg	FG-FGA	Pct	FG-FGA	Pct	FT-FTA	Pct	Off-Def	Tot	Avg	PF-FO	Ast	TO	Blk	Stl	Pts/Avg	
2020-21	6-0	8/1.3	0-1	.000	0-1	.000	---	---	0-0	0	---	0-0	0	1	0	0	0/0.0	
2021-22	3-0	4/1.3	0-0	.000	0-0	.000	---	---	0-0	0	---	0-0	0	0	0	0	0/0.0	
Total	9-0	12/1.3	0-1	.000	0-1	.000	---	---	0-0	0	---	0-0	0	1	0	0	0/0.0	
Overall	3-Point								Rebounding									
Year	GP-GS	Min/Avg	FG-FGA	Pct	FG-FGA	Pct	FT-FTA	Pct	Off-Def	Tot	Avg	PF-FO	Ast	TO	Blk	Stl	Pts/Avg	
2020-21	2-0	2/1.0	0-0	---	0-0	---	0-0	---	0-0	0	0.0	0-0	0	0	0	0	0/0.0	
2021-22	---	---	---	---	---	---	---	---	---	---	---	---	---	---	---	---	---/--	
Total	2-0	2/1.0	0-0	---	0-0	---	0-0	---	0-0	0	0.0	0-0	0	0	0	0	0/0.0	

SEASON HIGHS

POINTS: --  
FIELD GOALS: --  
FG ATTEMPTS: --  
3-POINT FGS: --  
3-POINT FGAS: --  
FREE THROWS: --  
FT ATTEMPTS: --  
REBOUNDS: --  
ASSISTS: --  
BLOCKS: --  
STEALS: --  
MINUTES: 2 vs. Green Bay (11/12/21)

CAREER HIGHS

POINTS: --  
FIELD GOALS: --  
FG ATTEMPTS: 1 vs. Green Bay (12/1/20)  
3-POINT FGS: --  
3-POINT FGAS: 1 vs. Green Bay (12/1/20)  
FREE THROWS: --  
FT ATTEMPTS: --  
REBOUNDS: --  
ASSISTS: --  
BLOCKS: --  
STEALS: --  
MINUTES: 2 vs. Green Bay (11/12/21)

14 | CARTER GILMORE

Freshman | Forward | 6-7 | 215  
Hartland, Wis. | Arrowhead High School

GAME-BY-GAME STATISTICS

Opponent	Date	gs	min	Total		3-Pointers		Free throws		Rebounds				pf	a	t/o	blk	stl	pts	avg
				fg-fga	pct	3fg-fga	pct	ft-fa	pct	off	def	tot	avg							
ST. FRANCIS BROOKLYN	11/09/21	7	2-2	1,000	0-0	.000	1-2	.500	0	1	1	1.0	0	1	0	1	1	5	5.0	
GREEN BAY	11/12/21	14	0-4	.000	0-1	.000	0-0	.000	2	3	5	3.0	0	0	1	2	0	0	2.5	
PROVIDENCE	11/15/21	25	0-3	.000	0-1	.000	0-0	.000	0	5	5	3.7	2	0	0	0	0	0	1.7	
vs Texas A&M	11/22/21	11	0-0	.000	0-0	.000	1-2	.500	0	0	0	2.8	2	0	0	1	0	1	1.5	
vs Houston	11/23/21	9	0-1	.000	0-1	.000	0-0	.000	0	0	0	2.2	1	1	0	0	1	0	1.2	
vs Saint Mary's (CA)	11/24/21	12	1-1	1,000	0-0	.000	2-2	1,000	1	0	1	2.0	2	0	0	0	0	4	1.7	
at Georgia Tech	12/01/21	5	0-0	.000	0-0	.000	0-0	.000	0	1	1	1.9	1	0	0	0	0	0	1.4	
MARQUETTE	12/04/21	7	0-0	.000	0-0	.000	0-0	.000	1	0	1	1.8	3	1	0	0	0	0	1.3	
INDIANA	12/08/21	4	1-2	.500	0-1	.000	0-0	.000	0	0	0	1.6	0	0	0	0	0	2	1.3	
NICHOLLS ST.	12/15/21	4	0-0	.000	0-0	.000	0-1	.000	0	0	0	1.4	1	0	0	0	0	0	1.2	
ILLINOIS ST.	12/29/21	8	1-1	1,000	1-1	1,000	0-0	.000	0	3	3	1.5	1	0	0	0	0	3	1.4	
at Purdue	01/03/22	19	0-3	.000	0-3	.000	0-0	.000	2	0	2	1.6	1	1	1	0	0	0	1.3	
IOWA	01/06/22	8	1-2	.500	0-1	.000	0-0	.000	0	0	0	1.5	3	0	0	0	0	2	1.3	
at Maryland	01/09/22	9	1-2	.500	0-0	.000	0-0	.000	0	0	0	1.4	2	0	0	0	0	2	1.4	
OHIO ST.	01/13/22	7	0-2	.000	0-2	.000	0-0	.000	0	0	0	1.3	0	1	0	0	0	0	1.3	
Totals		0	149	7-23	.304	1-11	.091	4-7	.571	6	13	19	1.3	19	5	2	4	2	19	1.3

CAREER STATISTICS

Overall	3-Point										Rebounding							
Year	GP-GS	Min/Avg	FG-FGA	Pct	FG-FGA	Pct	FT-FTA	Pct	Off-Def	Tot	Avg	PF-FO	Ast	TO	Blk	Stl	Pts/Avg	
2020-21	9-0	17/1.9	1-5	.200	0-4	.000	0-0	.000	0-3	3	0.3	2-0	0	0	0	0	2/0.2	
2021-22	15-0	148/9.9	7-23	.304	1-11	.091	4-7	.571	6-13	19	1.3	19-0	5	3	4	2	19/1.3	
Total	24-0	165/6.9	8-28	.286	1-15	.067	4-7	.571	6-16	22	0.9	21-0	5	3	4	2	21/0.9	
Overall	3-Point										Rebounding							
Year	GP-GS	Min/Avg	FG-FGA	Pct	FG-FGA	Pct	FT-FTA	Pct	Off-Def	Tot	Avg	PF-FO	Ast	TO	Blk	Stl	Pts/Avg	
2020-21	4-0	8/2.0	0-2	.000	0-2	.000	---	---	0-1	1	0.3	1-0	0	0	0	0	0/0.0	
2021-22	5-0	46/9.2	3-11	.273	0-7	.000	---	---	2-0	2	0.4	6-0	2	1	0	0	6/1.2	
Total	9-0	54/6.0	3-13	.231	0-9	.000	---	---	2-1	3	0.3	7-0	2	1	0	0	6/0.7	

SEASON HIGHS

POINTS: 5 vs. St. Francis Bkn (11/9/21)  
FIELD GOALS: 2 vs. St. Francis Bkn (11/9/21)  
FG ATTEMPTS: 3 (2x) MR at Purdue (1/3/22)  
3-POINT FGS: 1 vs. Illinois St (12/29/21)  
3-POINT FGAS: 3 at Purdue (1/3/22)  
FREE THROWS: 2 vs. Saint Mary's (11/24/21)  
FT ATTEMPTS: 2 (2x) MR vs. Saint Mary's (11/24/21)  
REBOUNDS: 5 vs. Providence (11/15/21)  
ASSISTS: 1 (5x) MR vs. Ohio State (1/13/22)  
BLOCKS: 1 vs. Texas A&M (11/22/21)  
STEALS: 1 (2x) MR vs. Houston (11/23/21)  
MINUTES: 25 vs. Providence (11/15/21)

CAREER HIGHS

POINTS: 5 vs. St. Francis Bkn (11/9/21)  
FIELD GOALS: 2 vs. St. Francis Bkn (11/9/21)  
FG ATTEMPTS: 3 (2x) MR at Purdue (1/3/22)  
3-POINT FGS: 1 vs. Illinois St (12/29/21)  
3-POINT FGAS: 3 at Purdue (1/3/22)  
FREE THROWS: 2 vs. Saint Mary's (11/24/21)  
FT ATTEMPTS: 2 (2x) MR vs. Saint Mary's (11/24/21)  
REBOUNDS: 5 vs. Providence (11/15/21)  
ASSISTS: 1 (5x) MR vs. Ohio State (1/13/22)  
BLOCKS: 1 vs. Texas A&M (11/22/21)  
STEALS: 1 (2x) MR vs. Houston (11/23/21)  
MINUTES: 25 vs. Providence (11/15/21)

# Individual Game by Game

## 35 | MARKUS ILVER

Freshman | Forward | 6-8 | 247  
Tallinn, Estonia | Western Reserve Academy

### GAME-BY-GAME STATISTICS

Opponent	Date	gs	min	Total		3-Pointers		Free throws		Rebounds				pf	a	tlo	blk	stl	pts	avg
				fg-fga	pct	3fg-fga	pct	ft-fia	pct	off	def	tot	avg							
ST. FRANCIS BROOKLYN	11/09/21	7	1-2	.500	0-1	.000	0-0	.000	0	0	0	0.0	1	0	0	0	0	0	2	2.0
GREEN BAY	11/12/21	11	0-4	.000	0-2	.000	3-4	.750	1	3	4	2.0	4	0	1	0	0	3	2.5	
PROVIDENCE	11/15/21	2	0-0	.000	0-0	.000	0-0	.000	0	0	0	1.3	0	0	0	0	0	0	1.7	
MARQUETTE	12/04/21	2	0-1	.000	0-1	.000	0-0	.000	0	0	0	1.0	0	0	0	0	0	0	1.3	
at Ohio St.	12/11/21	3	0-1	.000	0-1	.000	0-0	.000	0	0	0	0.8	0	0	0	0	0	0	1.0	
ILLINOIS ST.	12/29/21	2	0-0	.000	0-0	.000	0-0	.000	0	0	0	0.7	0	0	0	0	0	0	0.8	
IOWA	01/06/22	1	0-0	.000	0-0	.000	0-0	.000	0	0	0	0.6	1	0	1	0	0	0	0.7	
Totals		0	28	1-8	.125	0-5	.000	3-4	.750	1	3	4	0.6	6	0	2	0	0	5	0.7

### CAREER STATISTICS

Overall			3-Point					Rebounding									
Year	GP-GS	Min/Avg	FG-FGA	Pct	FG-FGA	Pct	FT-FTA	Pct	Off-Def	Tot	Avg	PF-FO	Ast	TO	Blk	Stl	Pts/Avg
2021-22	7-0	27/3.9	1-8	.125	0-5	.000	3-4	.750	1-3	4	0.6	6-0	0	2	0	0	5/0.7
Total	7-0	27/3.9	1-8	.125	0-5	.000	3-4	.750	1-3	4	0.6	6-0	0	2	0	0	5/0.7
Conference			3-Point					Rebounding									
Year	GP-GS	Min/Avg	FG-FGA	Pct	FG-FGA	Pct	FT-FTA	Pct	Off-Def	Tot	Avg	PF-FO	Ast	TO	Blk	Stl	Pts/Avg
2021-22	2-0	4/2.0	0-1	.000	0-1	.000	0-0	---	0-0	0	0.0	1-0	0	1	0	0	0/0.0
Total	2-0	4/2.0	0-1	.000	0-1	.000	0-0	---	0-0	0	0.0	1-0	0	1	0	0	0/0.0

### SEASON HIGHS

POINTS: 3 vs. Green Bay (11/12/21)  
FIELD GOALS: 1 vs. St. Francis Bkn (11/9/21)  
FG ATTEMPTS: 4 vs. Green Bay (11/12/21)  
3-POINT FGS: --  
3-POINT FGAS: 2 vs. Green Bay (11/12/21)  
FREE THROWS: 3 vs. Green Bay (11/12/21)  
FT ATTEMPTS: 4 vs. Green Bay (11/12/21)  
REBOUNDS: 4 vs. Green Bay (11/12/21)  
ASSISTS: --  
BLOCKS: --  
STEALS: --  
MINUTES: 11 vs. Green Bay (11/12/21)

### CAREER HIGHS

POINTS: 3 vs. Green Bay (11/12/21)  
FIELD GOALS: 1 vs. St. Francis Bkn (11/9/21)  
FG ATTEMPTS: 4 vs. Green Bay (11/12/21)  
3-POINT FGS: --  
3-POINT FGAS: 2 vs. Green Bay (11/12/21)  
FREE THROWS: 3 vs. Green Bay (11/12/21)  
FT ATTEMPTS: 4 vs. Green Bay (11/12/21)  
REBOUNDS: 4 vs. Green Bay (11/12/21)  
ASSISTS: --  
BLOCKS: --  
STEALS: --  
MINUTES: 11 vs. Green Bay (11/12/21)

# SEASON STATISTICS

Updated Through January 13, 2022

RECORD:	OVERALL	HOME	AWAY	NEUTRAL
ALL GAMES	14-2	8-1	3-1	3-0
CONFERENCE	5-1	3-0	2-1	0-0
NON-CONFERENCE	9-1	5-1	1-0	3-0

##	Player	gp-gs	min	avg	Total		3-Point		F-Throw		Rebounds				pf	dq	a	to	blk	stl	pts	avg
					fg-fga	fg%	3fg-fga	3fg%	ft-fa	ft%	off	def	tot	avg								
01	Johnny Davis	14-14	481	34.4	108-247	.437	21-64	.328	67-83	.807	19	86	105	7.5	23	0	37	31	10	19	304	21.7
34	Brad Davison	16-16	529	33.1	72-182	.396	39-111	.351	60-70	.857	9	57	66	4.1	36	1	30	14	0	11	243	15.2
05	Tyler Wahl	16-16	469	29.3	65-124	.524	2-21	.095	41-58	.707	22	64	86	5.4	37	1	27	16	18	15	173	10.8
22	Steven Crowl	16-16	377	23.6	55-117	.470	12-38	.316	18-25	.720	29	50	79	4.9	39	1	19	13	5	5	140	8.8
23	Chucky Hepburn	16-16	490	30.6	34-101	.337	15-55	.273	26-30	.867	3	30	33	2.1	31	0	33	21	4	18	109	6.8
11	Lorne Bowman II	13-0	141	10.8	14-34	.412	10-19	.526	3-8	.375	2	10	12	0.9	16	0	6	11	0	5	41	3.2
33	Chris Vogt	16-0	213	13.3	19-42	.452	0-1	.000	10-16	.625	27	31	58	3.6	44	1	12	5	11	5	48	3.0
00	Jahcobi Neath	8-1	86	10.8	7-24	.292	2-7	.286	6-9	.667	5	11	16	2.0	8	0	5	2	1	3	22	2.8
20	Ben Carlson	15-1	136	9.1	11-35	.314	0-11	.000	3-6	.500	10	21	31	2.1	4	0	3	4	1	0	25	1.7
02	Jordan Davis	14-0	82	5.9	8-16	.500	5-11	.455	0-1	.000	4	10	14	1.0	8	0	1	4	1	4	21	1.5
14	Carter Gilmore	15-0	149	9.9	7-23	.304	1-11	.091	4-7	.571	6	13	19	1.3	19	0	5	2	4	2	19	1.3
10	Isaac Lindsey	4-0	10	2.5	1-4	.250	1-2	.500	0-0	.000	0	0	0	0.0	0	0	0	0	0	0	3	0.8
35	Markus Ilver	7-0	28	4.0	1-8	.125	0-5	.000	3-4	.750	1	3	4	0.6	6	0	0	2	0	0	5	0.7
04	Carter Higginbottom	5-0	5	1.0	0-1	.000	0-0	.000	0-0	.000	0	0	0	0.0	2	0	0	2	0	0	0	0.0
13	Justin Taphorn	3-0	4	1.3	0-0	.000	0-0	.000	0-0	.000	0	0	0	0.0	0	0	0	0	0	0	0	0.0
Team											28	28	56					4				
Total.....		16	3200		402-958	.420	108-356	.303	241-317	.760	165	414	579	36.2	273	4	178	131	55	87	1153	72.1
Opponents.....		16	3200		392-910	.431	104-315	.330	154-241	.639	141	428	569	35.6	313	9	176	194	60	65	1042	65.1

TEAM STATISTICS	WIS	OPP	Date	Opponent	Score	Att.
SCORING	1153	1042	11/09/21	ST. FRANCIS BROOKLYN	w 81-58	15735
Points per game	72.1	65.1	11/12/21	GREEN BAY	w 72-34	16005
Scoring margin	+6.9	-	11/15/21	PROVIDENCE	L 58-63	15773
FIELD GOALS-ATT	402-958	392-910	11/22/21	vs Texas A&M	w 69-58	0
Field goal pct	.420	.431	11/23/21	vs Houston	w 65-63	0
3 POINT FG-ATT	108-356	104-315	11/24/21	vs Saint Mary's (CA)	w 61-55	2901
3-point FG pct	.303	.330	12/01/21	at Georgia Tech	w 70-66	6302
3-pt FG made per game	6.8	6.5	12/04/21	MARQUETTE	w 89-76	17287
FREE THROWS-ATT	241-317	154-241	* 12/08/21	INDIANA	w 64-59	16013
Free throw pct	.760	.639	* 12/11/21	at Ohio St.	L 55-73	13856
F-Throws made per game	15.1	9.6	12/15/21	NICHOLLS ST.	w 71-68	15752
REBOUNDS	579	569	12/29/21	ILLINOIS ST.	w 89-85	15718
Rebounds per game	36.2	35.6	* 01/03/22	at Purdue	w 74-69	14804
Rebounding margin	+0.6	-	* 01/06/22	IOWA	w 87-78	15212
ASSISTS	178	176	* 01/09/22	at Maryland	w 70-69	10864
Assists per game	11.1	11.0	* 01/13/22	OHIO ST.	w 78-68	15571
TURNOVERS	131	194				
Turnovers per game	8.2	12.1				
Turnover margin	+3.9	-				
Assist/turnover ratio	1.4	0.9				
STEALS	87	65				
Steals per game	5.4	4.1				
BLOCKS	55	60				
Blocks per game	3.4	3.8				
ATTENDANCE	143066	48727				
Home games-Avg/Game	9-15896	4-11456				
Neutral site-Avg/Game	-	3-967				

\* = Conference game

Score by Periods	1st	2nd	Totals
Wisconsin	545	608	1153
Opponents	475	567	1042



# BIG TEN STATISTICS

Updated Through January 13, 2022

RECORD:	OVERALL	HOME	AWAY	NEUTRAL
ALL GAMES	5-1	3-0	2-1	0-0
CONFERENCE	5-1	3-0	2-1	0-0
NON-CONFERENCE	0-0	0-0	0-0	0-0

##	Player	gp-gs	min	avg	Total		3-Point		F-Throw		Rebounds				pf	dq	a	to	blk	stl	pts	avg
					fg-fga	fg%	3fg-fga	3fg%	ft-fa	ft%	off	def	tot	avg								
01	Johnny Davis	6-6	219	36.5	53-118	.449	10-34	.294	27-35	.771	6	49	55	9.2	13	0	15	16	4	7	143	23.8
34	Brad Davison	6-6	207	34.5	28-68	.412	14-35	.400	20-23	.870	4	21	25	4.2	9	0	11	5	0	3	90	15.0
05	Tyler Wahl	6-6	167	27.8	28-47	.596	2-10	.200	15-21	.714	10	28	38	6.3	18	1	16	5	6	8	73	12.2
22	Steven Crowl	6-6	135	22.5	17-33	.515	3-10	.300	2-3	.667	7	15	22	3.7	18	1	10	3	0	3	39	6.5
23	Chucky Hepburn	6-6	182	30.3	8-36	.222	4-21	.190	8-8	1.000	0	13	13	2.2	13	0	9	6	2	5	28	4.7
33	Chris Vogt	6-0	96	16.0	12-23	.522	0-0	.000	4-7	.571	9	8	17	2.8	20	1	6	1	6	3	28	4.7
00	Jahcobi Neath	4-0	26	6.5	2-7	.286	1-3	.333	1-3	.333	1	5	6	1.5	2	0	2	1	0	0	6	1.5
02	Jordan Davis	6-0	41	6.8	3-9	.333	2-6	.333	0-1	.000	1	4	5	0.8	2	0	0	1	1	2	8	1.3
14	Carter Gilmore	5-0	47	9.4	3-11	.273	0-7	.000	0-0	.000	2	0	2	0.4	6	0	2	1	0	0	6	1.2
11	Lorne Bowman II	4-0	34	8.5	1-5	.200	1-2	.500	0-2	.000	0	1	1	0.3	5	0	3	2	0	1	3	0.8
20	Ben Carlson	6-0	40	6.7	1-8	.125	0-4	.000	2-4	.500	2	4	6	1.0	2	0	0	0	0	0	4	0.7
35	Markus Ilver	2-0	4	2.0	0-1	.000	0-1	.000	0-0	.000	0	0	0	0.0	1	0	0	1	0	0	0	0.0
10	Isaac Lindsey	1-0	1	1.0	0-0	.000	0-0	.000	0-0	.000	0	0	0	0.0	0	0	0	0	0	0	0	0.0
04	Carter Higginbottom	2-0	1	0.5	0-1	.000	0-0	.000	0-0	.000	0	0	0	0.0	0	0	0	0	0	0	0	0.0
Team											10	8	18					2				
Total.....		6	1200		156-367	.425	37-133	.278	79-107	.738	52	156	208	34.7	109	3	74	44	19	32	428	71.3
Opponents.....		6	1200		161-352	.457	36-108	.333	58-94	.617	53	172	225	37.5	111	3	84	66	21	18	416	69.3

TEAM STATISTICS	WIS	OPP	Date	Opponent	Score	Att.
SCORING	428	416	* 12/08/21	INDIANA	w 64-59	16013
Points per game	71.3	69.3	* 12/11/21	at Ohio St.	L 55-73	13856
Scoring margin	+2.0	-	* 01/03/22	at Purdue	w 74-69	14804
FIELD GOALS-ATT	156-367	161-352	* 01/06/22	IOWA	w 87-78	15212
Field goal pct	.425	.457	* 01/09/22	at Maryland	w 70-69	10864
3 POINT FG-ATT	37-133	36-108	* 01/13/22	OHIO ST.	w 78-68	15571
3-point FG pct	.278	.333	* = Conference game			
3-pt FG made per game	6.2	6.0				
FREE THROWS-ATT	79-107	58-94				
Free throw pct	.738	.617				
F-Throws made per game	13.2	9.7				
REBOUNDS	208	225				
Rebounds per game	34.7	37.5				
Rebounding margin	-2.8	-				
ASSISTS	74	84				
Assists per game	12.3	14.0				
TURNOVERS	44	66				
Turnovers per game	7.3	11.0				
Turnover margin	+3.7	-				
Assist/turnover ratio	1.7	1.3				
STEALS	32	18				
Steals per game	5.3	3.0				
BLOCKS	19	21				
Blocks per game	3.2	3.5				
ATTENDANCE	46796	39524				
Home games-Avg/Game	3-15599	3-13175				
Neutral site-Avg/Game	-	0-0				

Score by Periods	1st	2nd	Totals
Wisconsin	201	227	428
Opponents	185	231	416

# HOME STATISTICS

Updated Through January 13, 2022

RECORD:	OVERALL	HOME	AWAY	NEUTRAL
ALL GAMES	8-1	8-1	0-0	0-0
CONFERENCE	3-0	3-0	0-0	0-0
NON-CONFERENCE	5-1	5-1	0-0	0-0

##	Player	gp-gs	min	avg	Total		3-Point		F-Throw		Rebounds				pf dq		a to		blk stl		pts	avg
					fg-fga	fg%	3fg-fga	3fg%	ft-fa	ft%	off	def	tot	avg								
01	Johnny Davis	7-7	224	32.0	48-120	.400	8-28	.286	34-43	.791	10	41	51	7.3	11	0	21	12	4	5	138	19.7
34	Brad Davison	9-9	290	32.2	43-101	.426	22-60	.367	37-43	.860	7	33	40	4.4	20	1	16	9	0	9	145	16.1
05	Tyler Wahl	9-9	264	29.3	36-66	.545	2-12	.167	27-41	.659	16	41	57	6.3	17	0	19	10	9	8	101	11.2
22	Steven Crawl	9-9	202	22.4	39-75	.520	8-21	.381	14-19	.737	20	31	51	5.7	14	0	15	5	3	3	100	11.1
23	Chucky Hepburn	9-9	268	29.8	23-62	.371	9-30	.300	18-21	.857	2	14	16	1.8	19	0	19	12	2	13	73	8.1
11	Lorne Bowman II	7-0	86	12.3	9-23	.391	8-15	.533	1-5	.200	2	7	9	1.3	11	0	2	8	0	3	27	3.9
00	Jahcobi Neath	5-1	72	14.4	6-19	.316	2-5	.400	5-7	.714	5	9	14	2.8	7	0	4	2	1	3	19	3.8
33	Chris Vogt	9-0	130	14.4	13-28	.464	0-1	.000	7-10	.700	18	21	39	4.3	22	0	8	3	5	4	33	3.7
20	Ben Carlson	8-1	90	11.3	9-27	.333	0-7	.000	2-3	.667	9	14	23	2.9	1	0	1	1	1	0	20	2.5
02	Jordan Davis	9-0	46	5.1	5-11	.455	3-8	.375	0-0	.000	2	3	5	0.6	4	0	1	3	0	1	13	1.4
14	Carter Gilmore	9-0	84	9.3	5-16	.313	1-7	.143	1-3	.333	3	12	15	1.7	10	0	3	1	3	1	12	1.3
35	Markus Ilver	6-0	25	4.2	1-7	.143	0-4	.000	3-4	.750	1	3	4	0.7	6	0	0	2	0	0	5	0.8
10	Isaac Lindsey	4-0	10	2.5	1-4	.250	1-2	.500	0-0	.000	0	0	0	0.0	0	0	0	0	0	0	3	0.8
04	Carter Higginbottom	5-0	5	1.0	0-1	.000	0-0	.000	0-0	.000	0	0	0	0.0	2	0	0	2	0	0	0	0.0
13	Justin Taphorn	3-0	4	1.3	0-0	.000	0-0	.000	0-0	.000	0	0	0	0.0	0	0	0	0	0	0	0	0.0
Team											18	20	38				2					
Total.....		9	1800		238-560	.425	64-200	.320	149-199	.749	113	249	362	40.2	144	1	109	72	28	50	689	76.6
Opponents.....		9	1800		230-535	.430	54-179	.302	75-128	.586	81	232	313	34.8	186	8	95	102	40	33	589	65.4

## TEAM STATISTICS

WIS OPP

SCORING	689	589
Points per game	76.6	65.4
Scoring margin	+11.1	-
FIELD GOALS-ATT	238-560	230-535
Field goal pct	.425	.430
3 POINT FG-ATT	64-200	54-179
3-point FG pct	.320	.302
3-pt FG made per game	7.1	6.0
FREE THROWS-ATT	149-199	75-128
Free throw pct	.749	.586
F-Throws made per game	16.6	8.3
REBOUNDS	362	313
Rebounds per game	40.2	34.8
Rebounding margin	+5.4	-
ASSISTS	109	95
Assists per game	12.1	10.6
TURNOVERS	72	102
Turnovers per game	8.0	11.3
Turnover margin	+3.3	-
Assist/turnover ratio	1.5	0.9
STEALS	50	33
Steals per game	5.6	3.7
BLOCKS	28	40
Blocks per game	3.1	4.4
ATTENDANCE	143066	0
Home games-Avg/Game	9-15896	0-0
Neutral site-Avg/Game	-	0-0

Date Opponent

Score Att.

11/09/21	ST. FRANCIS BROOKLYN	w	81-58	15735
11/12/21	GREEN BAY	w	72-34	16005
11/15/21	PROVIDENCE	L	58-63	15773
12/04/21	MARQUETTE	w	89-76	17287
* 12/08/21	INDIANA	w	64-59	16013
12/15/21	NICHOLLS ST.	w	71-68	15752
12/29/21	ILLINOIS ST.	w	89-85	15718
* 01/06/22	IOWA	w	87-78	15212
* 01/13/22	OHIO ST.	w	78-68	15571

\* = Conference game

## Score by Periods

1st 2nd Totals

Wisconsin	322	367	689
Opponents	275	314	589

# ROAD/NEUTRAL STATISTICS

Updated Through January 9, 2022

RECORD:	OVERALL	HOME	AWAY	NEUTRAL
ALL GAMES	6-1	0-0	3-1	3-0
CONFERENCE	2-1	0-0	2-1	0-0
NON-CONFERENCE	4-0	0-0	1-0	3-0

##	Player	gp-gs	min	avg	Total		3-Point		F-Throw		Rebounds				pf	dq	a	to	blk	stl	pts	avg
					fg-fga	fg%	3fg-fga	3fg%	ft-fa	ft%	off	def	tot	avg								
01	Johnny Davis	7-7	257	36.7	60-127	.472	13-36	.361	33-40	.825	9	45	54	7.7	12	0	16	19	6	14	166	23.7
34	Brad Davison	7-7	239	34.1	29-81	.358	17-51	.333	23-27	.852	2	24	26	3.7	16	0	14	5	0	2	98	14.0
05	Tyler Wahl	7-7	205	29.3	29-58	.500	0-9	.000	14-17	.824	6	23	29	4.1	20	1	8	6	9	7	72	10.3
22	Steven Crowl	7-7	175	25.0	16-42	.381	4-17	.235	4-6	.667	9	19	28	4.0	25	1	4	8	2	2	40	5.7
23	Chucky Hepburn	7-7	222	31.7	11-39	.282	6-25	.240	8-9	.889	1	16	17	2.4	12	0	14	9	2	5	36	5.1
11	Lorne Bowman II	6-0	55	9.2	5-11	.455	2-4	.500	2-3	.667	0	3	3	0.5	5	0	4	3	0	2	14	2.3
33	Chris Vogt	7-0	83	11.9	6-14	.429	0-0	.000	3-6	.500	9	10	19	2.7	22	1	4	2	6	1	15	2.1
02	Jordan Davis	5-0	36	7.2	3-5	.600	2-3	.667	0-1	.000	2	7	9	1.8	4	0	0	1	1	3	8	1.6
14	Carter Gilmore	6-0	65	10.8	2-7	.286	0-4	.000	3-4	.750	3	1	4	0.7	9	0	2	1	1	1	7	1.2
00	Jahcobi Neath	3-0	14	4.7	1-5	.200	0-2	.000	1-2	.500	0	2	2	0.7	1	0	1	0	0	0	3	1.0
20	Ben Carlson	7-0	46	6.6	2-8	.250	0-4	.000	1-3	.333	1	7	8	1.1	3	0	2	3	0	0	5	0.7
35	Markus Ilver	1-0	3	3.0	0-1	.000	0-1	.000	0-0	.000	0	0	0	0.0	0	0	0	0	0	0	0	0.0
Team											10	8	18					2				
Total.....		7	1400		164-398	.412	44-156	.282	92-118	.780	52	165	217	31.0	129	3	69	59	27	37	464	66.3
Opponents.....		7	1400		162-375	.432	50-136	.368	79-113	.699	60	196	256	36.6	127	1	81	92	20	32	453	64.7

## TEAM STATISTICS

WIS OPP

SCORING	464	453
Points per game	66.3	64.7
Scoring margin	+1.6	-
FIELD GOALS-ATT	164-398	162-375
Field goal pct	.412	.432
3 POINT FG-ATT	44-156	50-136
3-point FG pct	.282	.368
3-pt FG made per game	6.3	7.1
FREE THROWS-ATT	92-118	79-113
Free throw pct	.780	.699
F-Throws made per game	13.1	11.3
REBOUNDS	217	256
Rebounds per game	31.0	36.6
Rebounding margin	-5.6	-
ASSISTS	69	81
Assists per game	9.9	11.6
TURNOVERS	59	92
Turnovers per game	8.4	13.1
Turnover margin	+4.7	-
Assist/turnover ratio	1.2	0.9
STEALS	37	32
Steals per game	5.3	4.6
BLOCKS	27	20
Blocks per game	3.9	2.9
ATTENDANCE	0	48727
Home games-Avg/Game	0-0	4-11456
Neutral site-Avg/Game	-	3-967

Date Opponent Score Att.

11/22/21	vs Texas A&M	w	69-58	0
11/23/21	vs Houston	w	65-63	0
11/24/21	vs Saint Mary's (CA)	w	61-55	2901
12/01/21	at Georgia Tech	w	70-66	6302
* 12/11/21	at Ohio St.	L	55-73	13856
* 01/03/22	at Purdue	w	74-69	14804
* 01/09/22	at Maryland	w	70-69	10864

\* = Conference game

## Score by Periods

1st 2nd Totals

Wisconsin	223	241	464
Opponents	200	253	453

GAME-BY-GAME STATISTICS

WISCONSIN

Opponent	Date	Score		Total		3-Pointers		Free throws		Rebounds												pts	avg
				fg-fga	pct	3fg-fga	pct	ft-fa	pct	off	def	tot	avg	pf	a	t/o	blk	stl					
ST. FRANCIS BROOKLYN	11/09/21	81-58	W	29-66	.439	10-22	.455	13-18	.722	15	33	48	48.0	10	12	12	4	6	81	81.0			
GREEN BAY	11/12/21	72-34	W	24-64	.375	5-21	.238	19-21	.905	18	32	50	49.0	18	9	7	6	10	72	76.5			
PROVIDENCE	11/15/21	58-63	L	20-61	.328	5-27	.185	13-17	.765	11	24	35	44.3	19	5	7	4	4	58	70.3			
vs Texas A&M	11/22/21	69-58	W	23-58	.397	8-26	.308	15-17	.882	11	25	36	42.2	13	10	11	3	7	69	70.0			
vs Houston	11/23/21	65-63	W	23-49	.469	7-24	.292	12-15	.800	2	26	28	39.4	19	11	9	3	7	65	69.0			
vs Saint Mary's (CA)	11/24/21	61-55	W	21-56	.375	3-12	.250	16-18	.889	12	22	34	38.5	19	4	8	4	3	61	67.7			
at Georgia Tech	12/01/21	70-66	W	23-54	.426	9-24	.375	15-22	.682	8	20	28	37.0	18	13	8	5	4	70	68.0			
MARQUETTE	12/04/21	89-76	W	31-61	.508	10-24	.417	17-23	.739	7	28	35	36.8	15	14	11	3	5	89	70.6			
INDIANA	12/08/21	64-59	W	22-62	.355	5-23	.217	15-18	.833	11	30	41	37.2	15	12	4	6	4	64	69.9			
at Ohio St.	12/11/21	55-73	L	22-65	.338	6-26	.231	5-9	.556	5	23	28	36.3	19	7	8	5	7	55	68.4			
NICHOLLS ST.	12/15/21	71-68	W	24-55	.436	6-21	.286	17-27	.630	10	23	33	36.0	14	10	8	2	6	71	68.6			
ILLINOIS ST.	12/29/21	89-85	W	28-67	.418	8-22	.364	25-32	.781	19	25	44	36.7	19	16	6	2	3	89	70.3			
at Purdue	01/03/22	74-69	W	27-60	.450	6-24	.250	14-19	.737	9	25	34	36.5	22	13	7	2	5	74	70.6			
IOWA	01/06/22	87-78	W	33-66	.500	5-17	.294	16-23	.696	15	28	43	36.9	20	15	8	1	6	87	71.8			
at Maryland	01/09/22	70-69	W	25-56	.446	5-20	.250	15-18	.833	5	24	29	36.4	19	11	8	5	4	70	71.7			
OHIO ST.	01/13/22	78-68	W	27-58	.466	10-23	.435	14-20	.700	7	26	33	36.2	14	16	9	0	6	78	72.1			
Wisconsin		1153		402-958	.420	108-356	.303	241-317	.760	165	414	579	36.2	273	178	131	55	87	1153	72.1			
Opponents		1042		392-910	.431	104-315	.330	154-241	.639	141	428	569	35.6	313	176	194	60	65	1042	65.1			

Games played: 16

Points/game: 72.1

FG Pct: 42.0

3FG Pct: 30.3

FT Pct: 76.0

Rebounds/game: 36.2

Assists/game: 11.1

Turnovers/game: 8.2

Assist/turnover ratio: 1.4

Steals/game: 5.4

Blocks/game: 3.4



# GAME-BY-GAME STATISTICS

## OPPONENT

Opponent	Date	Score		Total		3-Pointers		Free throws		Rebounds											
				fg-fga	pct	3fg-fga	pct	ft-fa	pct	off	def	tot	avg	pf	a	t/o	blk	stl	pts	avg	
ST. FRANCIS BROOKLYN	11/09/21	81-58	W	25-63	.397	5-21	.238	3-4	.750	6	25	31	31.0	15	5	12	4	8	58	58.0	
GREEN BAY	11/12/21	72-34	W	12-51	.235	3-16	.188	7-15	.467	9	22	31	31.0	20	6	13	4	3	34	46.0	
PROVIDENCE	11/15/21	58-63	L	22-54	.407	8-22	.364	11-19	.579	12	32	44	35.3	18	11	15	6	3	63	51.7	
vs Texas A&M	11/22/21	69-58	W	19-49	.388	10-26	.385	10-14	.714	5	24	29	33.8	18	11	16	3	7	58	53.2	
vs Houston	11/23/21	65-63	W	23-54	.426	9-23	.391	8-15	.533	10	26	36	34.2	18	10	12	2	7	63	55.2	
vs Saint Mary's (CA)	11/24/21	61-55	W	21-50	.420	4-15	.267	9-12	.750	9	24	33	34.0	21	9	16	5	3	55	55.2	
at Georgia Tech	12/01/21	70-66	W	22-53	.415	6-16	.375	16-20	.800	10	26	36	34.3	20	7	10	3	5	66	56.7	
MARQUETTE	12/04/21	89-76	W	27-61	.443	9-26	.346	13-18	.722	7	25	32	34.0	20	13	13	3	4	76	59.1	
INDIANA	12/08/21	64-59	W	24-62	.387	5-13	.385	6-13	.462	14	30	44	35.1	19	14	9	4	2	59	59.1	
at Ohio St.	12/11/21	55-73	L	29-58	.500	6-19	.316	9-13	.692	8	41	49	36.5	14	15	14	4	4	73	60.5	
NICHOLLS ST.	12/15/21	71-68	W	30-62	.484	5-19	.263	3-8	.375	10	26	36	36.5	24	7	12	5	3	68	61.2	
ILLINOIS ST.	12/29/21	89-85	W	30-61	.492	9-23	.391	16-22	.727	10	26	36	36.4	28	13	9	4	4	85	63.2	
at Purdue	01/03/22	74-69	W	23-56	.411	8-20	.400	15-24	.625	13	27	40	36.7	17	19	12	0	2	69	63.6	
IOWA	01/06/22	87-78	W	30-61	.492	7-20	.350	11-19	.579	6	20	26	35.9	22	19	8	7	4	78	64.6	
at Maryland	01/09/22	70-69	W	25-55	.455	7-17	.412	12-15	.800	5	28	33	35.7	19	10	12	3	4	69	64.9	
OHIO ST.	01/13/22	78-68	W	30-60	.500	3-19	.158	5-10	.500	7	26	33	35.6	20	7	11	3	2	68	65.1	
Opponents		1042		392-910	.431	104-315	.330	154-241	.639	141	428	569	35.6	313	176	194	60	65	1042	65.1	
Wisconsin		1153		402-958	.420	108-356	.303	241-317	.760	165	414	579	36.2	273	178	131	55	87	1153	72.1	

Games played: 16

Points/game: 65.1

FG Pct: 43.1

3FG Pct: 33.0

FT Pct: 63.9

Rebounds/game: 35.6

Assists/game: 11.0

Turnovers/game: 12.1

Assist/turnover ratio: 0.9

Steals/game: 4.1

Blocks/game: 3.8



## GAME 5: WISCONSIN 65, #12 HOUSTON 63

Nov. 23, 2021 • Las Vegas, Nev. • Michelob Ultra Arena



Official Basketball Box Score - Final  
Wisconsin at Houston  
11/23/21 Michelob Ultra Arena, Las Vegas  
2021-22 Men's Basketball

Game Time: 2:00 PM  
Game Duration: 1:56  
Officials: Mike Reed, Don Daly, Al Dussau

Wisconsin - 65												
Record: 4-1												
NO. Name	Min	FG M-A	3P M-A	FT M-A	Rebounds OR DR TOT	Fouls PF FO	TP	AS	TO	ST	Blocks BS BA	+/-
5 Tyler Wahl	F 32:00	4-10	0-2	1-2	1 6 7	2 3	9	1	0	0	1 2	2
22 Steven Crowl	F 22:42	3-6	1-4	1-2	0 1 1	4 2	8	0	1	1	0 1	8
1 Johnny Davis	G 37:24	10-18	4-7	6-6	0 4 4	1 5	30	1	2	4	2 0	2
23 Chucky Hepburn	G 30:58	1-4	1-4	0 0	4 4	2 0	3	3	3	0	1 0	-1
34 Brad Davison	G 28:09	2-6	1-5	4-4	0 4 4	4 5	9	2	1	1	0 0	3
14 Carter Gilmore	09:00	0-1	0-1	0-0	0 0 0	1 0	0	1	0	1	0 0	0
11 Lorne Bowman II	12:44	1-1	0-0	0-0	0 0 0	1 1	2	0	1	0	0 0	3
33 Chris Vogt	10:10	0-0	0-0	0 0	2 2	3 1	0	1	0	0	0 0	-9
20 Ben Carlson	11:26	2-3	0-1	0-0	2 2	0 1	4	2	0	0	0 0	7
2 Jordan Davis	05:27	0-0	0-0	0-0	0 1 1	1 0	0	0	0	0	0 0	-2
Team					1 2 3	0	0	0	0	0	0 0	
Totals	23:49	7-24	12-15	2 26	28	19	18	65	11	9	7 3 2	2

Houston - 63												
Record: 4-1												
NO. Name	Min	FG M-A	3P M-A	FT M-A	Rebounds OR DR TOT	Fouls PF FO	TP	AS	TO	ST	Blocks BS BA	+/-
32 Reggie Chaney	F 19:47	3-3	0-0	1-4	0 5 5	3 3	7	0	0	0	0 0	-5
35 Fabian White Jr	F 25:33	2-4	0-1	0-0	1 3 4	2 1	4	1	0	1	0 0	12
0 Marcus Sasser	G 37:52	4-12	3-7	0-0	0 2 2	2 1	11	2	4	3	0 0	-1
4 Taze Moore	G 15:56	0-6	0-4	0-0	1 2 3	1 0	0	0	1	0	1 2	-2
11 Kyler Edwards	G 34:21	6-10	6-8	0-0	1 4 5	2 2	18	1	3	1	0 0	1
12 Tramon Mirk	13:43	3-6	0-0	2-2	0 2 2	2 1	8	1	0	0	0 0	-1
13 J'wan Roberts	19:14	1-5	0-2	3-4	3 3 6	0 3	5	0	2	1	1 0	-12
1 Jamal Sheard	21:00	3-7	0-1	2-4	1 1 2	3 6	8	5	2	1	0 1	2
25 Josh Carlton	12:34	1-1	0-0	0-1	0 3 3	2 2	0	0	0	0	0 0	-4
Team					3 1 4	0	0	0	0	0	0 0	
Totals	23:54	9-23	8-15	10 26	36	18	63	10	12	7 2 3	2	2

Technical Fouls: NONE

Houston - 63			Record: 41-19										Shooting By Period									
NO. NAME	Min	FG	3P	FT	Rebounds	OR	DR	FT	Fouls	TP	AS	TO	ST	Blocks	BS	BA	+/-					
32 Reggie Chaney	F 19-47	3-3	0-0	1-4	0	5	5	3	3	7	0	0	0	0	0	0	1st FG% 7-27 25.9%					
35 Fabian White Jr	F 25-33	2-4	0-1	0-0	1	3	4	2	1	4	1	0	1	0	0	0	3PT% 2-10 20.0%					
0 Marcus Sheard	G 37-52	4-12	3-7	0-0	2	2	2	1	1	11	2	4	3	0	0	0	FT% 4-5 80%					
4 Taze Moore	G 15-56	0-6	0-4	0-0	1	2	3	1	0	0	0	1	1	0	1	2	2nd FG% 16-27 59.3%					
11 Kyler Edwards	G 34-21	6-10	6-8	0-0	1	4	5	2	2	18	1	3	1	0	0	0	3PT% 7-13 53.8%					
12 Tramon Mark	13-43	3-6	0-0	2-2	0	2	2	0	2	1	8	1	0	0	0	0	FT% 4-10 40%					
13 J'Vann Roberts	19-14	1-5	0-2	3-4	3	3	6	0	3	5	0	2	1	0	0	0	GM FG% 23-54 42.6%					
1 Jamal Sheard	21-30	3-7	0-1	2-4	1	2	1	3	3	8	5	2	1	0	1	2	3PT% 9-23 39.1%					
25 Josh Carlton	12-14	1-1	0-0	0-0	0	3	3	0	0	0	0	0	0	0	0	0	FT% 8-15 53.3%					
Team					3	1	4	0	0	0							Dead Ball Rebounds: 2 0					
Totals	23-54	9-23	8-15	10	26	36	18	19	63	10	12	7	2	3	2	3						
Houston 63 - 102																						
San Antonio 76 - 102																						

Technical Fouls: NONE														
	WIS		HOU		Points from		WIS		HOU		Period by Period Scoring			
Biggest lead	20 (1 <sup>st</sup> 2:13)		0 (1 <sup>st</sup> 20:00)		Turnovers	11	8				1st	2nd	TOT	
Best Scoring Run	13 (1 <sup>st</sup> 15:40)		10 (2 <sup>nd</sup> 16:05)		Paint	26	26				WIS	40	25	65
Lead Changes	0		0		Second Chance	2	6							
Times Tied	0		0		Fast Breaks	5	7				HOU	20	43	63
Time with Lead	38:36		00:00		Bench	6	23							

Points from Turnovers												
1st	11	8	2nd	26	26	TOT	37		1st	40	25	65
WIS	40	25	65	HOU	20	43	63					

## GAME 6: WISCONSIN 61, SAINT MARY'S 55

Nov. 24, 2021 • Maui Invitational • Michelob Ultra Arena



Official Basketball Box Score - Final  
Wisconsin at Saint Mary's (CA)  
11/24/21 Michelob Ultra Arena, Las Vegas  
2021-22 Men's Basketball

Game Time: 2:00 PM  
Game Duration: 1:53  
Attendance: 2,301  
Officials: Jeff Anderson, Randy McCal, Pat Orsico

Wisconsin - 61												
Record: 5-1												
NO. Name	Min	FG M-A	3P M-A	FT M-A	Rebounds OR DR TOT	Fouls PF FO	TP	AS	TO	ST	Blocks BS BA	+/-
5 Tyler Wahl	F 36:02	6-9	0-0	6-6	1 4 5	4 5	18	0	1	1	4 0	2
22 Steven Crowl	F 27:09	2-7	0-1	0-0	0 3 4	7 3	1	4	1	1	0 0	16
23 Chucky Hepburn	G 32:24	7-17	1-1	5-5	2 5 7	1 6	20	1	3	1	0 1	1
34 Brad Davison	G 35:22	1-10	1-7	1-2	2 3 5	2 6	1	0	1	0	0 0	5
33 Chris Vogt	05:51	0-1	0-0	0-0	2 0 2	2 0	0	0	1	0	0 0	-2
11 Lorne Bowman II	11:03	2-5	1-2	0-0	0 0 0	1 0	5	0	1	0	0 0	11
14 Carter Gilmore	11:20	1-1	0-0	2-2	1 0 1	2 1	4	0	0	0	0 0	5
20 Ben Carlson	09:51	0-1	0-0	0-1	1 3 4	1 1	0	0	1	0	0 0	-4
Team					1 1 2	0	0	0	0	0	0 0	
Totals	21:56	31-52	16-18	12 22	34	19	21	61	4	8	3 4 5	6

Technical Fouls: NONE

Saint Mary's (CA) - 55												
Record: 6-1												
NO. Name	Min	FG M-A	3P M-A	FT M-A	Rebounds OR DR TOT	Fouls PF FO	TP	AS	TO	ST	Blocks BS BA	+/-
11 Matthias Tass	F 25:11	3-10	0-0	2-2	2 5 7	2 6	8	1	1	1	0 1	5
14 Kyle Bowen	F 25:02	1-5	1-5	0-0	1 4 5	4 1	3	0	1	0	1 0	-3
0 Logan Johnson	G 34:36	6-12	0-1	0-0	2 3 5	4 1	12	1	3	1	0 1	-9
12 Tommy Kuhse	G 29:54	3-5	0-1	2-4	1 4 5	4 3	8	3	5	1	0 0	1
44 Alex Ducas	G 38:03	4-9	2-5	3-4	1 2 3	2 2	13	1	0	0	0 1	-5
10 Mitchell Saxen	03:17	0-1	0-0	0-0	0 0 0	1 0	0	1	0	0	2 0	-3
42 Dan Fotu	26:30	4-5	1-1	2-2	0 3 3	3 3	11	0	4	0	1 0	-11
3 Augustas Marciulonis	15:02	0-2	0-1	0-0	0 0 0	1 3	0	2	1	0	1 0	-3
5 Jabe Mullins	02:25	0-1	0-0	0-0	0 1 1	0 0	0	0	0	0	0 0	-2
Team					2 2 4	0	0	1	0	0	0 0	
Totals	21:50	41-55	9-12	9 24	33	21	19	55	9	16	3 5 4	-6

Technical Fouls: NONE

Points from Turnovers												
1st	13	7	2nd	26	34	TOT	39		1st	25	36	61
WIS	25	36	61	STM	31	24	55					

Points from Turnovers												
1st	13	7	2nd	26	34	TOT	39		1st	25	36	61
WIS	25	36	61	STM	31	24	55					

**NOTES:** Wisconsin claimed its first-ever Maui Invitational championship...UW became the 6th Big Ten school to win the Maui Invite and first since Illinois in 2012... UW erased a 10-point second half deficit (37-27, 15:58 2H), its largest second-half comeback since beating NC State in 2018 after trailing by 12 with 19:01 left... tournament MVP **Johnny Davis** scored 71 points in 3 tourney games (23.7 ppg), breaking Wisconsin's Maui tournament record of 48 set by Trevon Hughes (2009) and Ethan Happ (2016)...**Tyler Wahl** joined Davis on the all-tournament team.

## GAME 7: #23 WISCONSIN 70, GEORGIA TECH 66

Dec. 1, 2021 • Atlanta • McCamish Pavilion



Official Basketball Box Score - Final  
Wisconsin at Georgia Tech  
12/01/21 McCamish Pavilion, Atlanta  
2021-22 Men's Basketball

Game Time: 9:15 PM  
Game Duration: 2:04  
Attendance: 6,302  
Officials: Ron Groover, Lee Cassell, Pat Driscoll

Wisconsin - 70												
Record: 6-1												
NO. Name	Min	FG M-A	3P M-A	FT M-A	Rebounds OR DR TOT	Fouls PF FO	TP	AS	TO	ST	Blocks BS BA	+/-
5 Tyler Wahl	F 33:08	4-8	0-0	1-3	0 3 3	2 2	9	1	0	1	2 1	2
22 Steven Crowl	F 27:37	2-7	0-3	1-2	1 3 4	4 3	5	0	1	1	0 0	-11
1 Johnny Davis	G 36:57	4-9	2-4	5-8	2 4 6	2 5	15	5	4	1	1 0	-2
23 Chucky Hepburn	G 32:14	1-6	1-5	4-4	0 1 1	2 3	7	3	2	1	1 1	5
34 Brad Davison	G 36:57	9-16	5-9	4-5	0 1 1	2 5	27	3	1	0	0 1	10
33 Chris Vogt	12:05	0-2	0-0	0 0	3 4 7	4 1	0	1	0	0	0 0	15
11 Lorne Bowman II	07:46	2-3	1-2	0-0	0 2 2	1 0	5	0	0	0	0 0	-1
14 Carter Gilmore	05:47	0-0	0-0	0 0	1 1 1	1 0	0	0	0	0	0 0	8
0 Jahcobi Neath	06:06	1-3	0-1	0-0	0 0 0	0 1	2	0	0	0	0 0	0
20 Ben Carlson	01:23	0-0	0-0	0-0	0 0 0	0 0	0	0	0	0	0 0	-6
Team					2 1 3	0	0	0	0	0	0 0	
Totals	23:54	9-24	15-22	8 20	28	18	20	70	13	8	4 5 3	4

Technical Fouls: NONE

Georgia Tech - 66													Technical Fouls: NONE												
Record: 5-2																									
NO. Name	Min	FG M-A	3P M-A	FT M-A	Rebounds OR DR TOT	Fouls PF FO	TP	AS	TO	ST	Blocks BS BA	+/-	Shooting By Period												
4 Jordan Usher	F 28:57	2-7	1-4	0-0	0 2 2	4 1	5	0	2	0	0 1	-5	1 <sup>st</sup> FG% 11-27	40.7%	3 <sup>PT</sup> % 6-10	60.0%									
12 Khalid Moore	F 22:24	3-3	0-0	2-2	2 2 4	1 8	0	0	0	0 0	0 0	-15	FT% 3-4	75%											
24 Rodney Howard	C 36:22	2-7	0-0	5-8	3 2 5	3 5	9	1	2	0	2 1	-1	2 <sup>nd</sup> FG% 11-26	42.3%	3 <sup>PT</sup> % 0-6	0.0%									
0 Michael Devoe	G 40:00	11-20	5-10	6-7	0 6 6	3 7	33	1	0	0	0 1	-4	FT% 6-8	75%	3 <sup>PT</sup> % 1-6	16.7%									
1 Kyle Sturdivant	G 16:03	0-3	0-1	0-0	1 1 1	1 1	0	4	3	1	0 0	1	FT% 13-16	81.3%	3 <sup>PT</sup> % 2-5	41.5%									
2 Saba Gigberia	03:38	0-0	0-0	0-0	0 0 0	0 0	0	1	0	0	0 0	-3	GM FG% 3-13	23.1%	3 <sup>PT</sup> % 0-3	0.0%									
5 Deivon Smith	26:18	4-10	0-0	1-1	3 8 11	3 2	9	0	1	1	0 1	-6	GM FG% 3-13	23.1%	3 <sup>PT</sup> % 0-3	0.0%									
10 Dallen "Deebo" Coleman	21:47	0-2	0-0	2-2	2 3 5	1 1	2	1	0	3	1 0	7	FT% 16-20	80.0%											
13 Miles Kelly	04:31	0-1	0-1	0-0	0 2 2	1 0	0	0	0	0	0 0	0													
Team					1 1 2	0	0	0	0	0	0 0		Dead Ball Rebounds: 8.0%												
Totals		22-53	6-16	16-20	10 26 36	20 18 66	7 10	5	3	5	3 5	-4													

## GAME 9: #22 WISCONSIN 64, INDIANA 59

Dec. 8, 2021 • Madison, Wis. • Kohl Center



Official Basketball Box Score - Final  
Indiana at Wisconsin  
12/08/21 Kohl Center, Madison  
2021-22 Men's Basketball

Game Time: 6:00 PM  
Game Duration: 2:03  
Attendance: 16,013

Officials: D.J. Garstensen, Courtney Green, Rob Kunneman

Indiana - 59

Record: 7-2 (1-1)

NO. Name	Min	FG	3P	FT	Rebounds	Fouls	TP	AS	TO	ST	Blocks	BS	BA
12 Miller Kopp	F 28:37	3-6	1-1	0-0	0	1	1	2	0	7	0	1	0
23 Trayce Jackson-Davis	F 30:39	4-10	0-0	1-2	3	6	1	3	9	1	0	0	1
25 Race Thompson	F 29:45	6-11	0-0	0-0	4	5	9	3	12	1	0	1	0
0 Xavier Johnson	G 27:11	4-16	0-1	2-6	1	6	7	4	6	10	7	3	0
45 Parker Stewart	G 26:03	3-7	3-5	0-0	0	3	4	0	9	1	0	1	0
22 Jordan Geronimo	10:02	0-2	0-1	3-4	2	3	5	1	2	3	1	1	0
53 Tamar Bates	16:53	1-3	1-2	0-0	0	2	2	1	0	3	1	2	0
2 Michael Durr	09:21	2-3	0-0	0-0	0	1	1	0	0	4	0	1	0
1 Rob Phinisee	12:49	1-4	0-2	0-1	1	3	4	1	3	2	2	1	0
3 Anthony Leal	08:40	0-0	0-0	0-0	0	0	0	2	0	0	0	0	0
Team					2	3	5						
Totals		24-62	5-13	6-13	14	30	44	19	15	59	14	9	2

Technical Fouls: NONE

Shooting By Period	1st FG%	2nd FG%	3rd FG%	4th FG%	5th FG%
1st FG%	17-31 54.8%				
2nd FG%	7-31 22.6%				
3rd FG%	5-5 100%				
4th FG%	3-9 33.3%				
5th FG%	24-62 38.7%				
GM FG%	5-13 38.5%				
FT%	6-13 46.2%				
Dead Ball Rebounds:	1	0	0	0	0

Wisconsin - 64

Record: 8-1 (1-0)

NO. Name		Min	FG	3P	FT	Rebounds	FOULS	TP	AS	TO	ST	Blocks	BS	BA
5 Tyler Wahl	F	27:27	2-7	0-1	3-4	3	9	12	2	7	3	0	1	3
22 Steven Crowl	F	19:04	2-6	1-2	0-0	0	0	0	4	0	5	3	0	1
1 Johnny Davis	G	36:45	8-17	1-3	6-7	1	8	9	1	8	23	1	3	0
23 Chucky Hepburn	G	25:33	0-4	0-3	4-4	0	2	2	4	2	4	1	0	2
34 Brad Davison	G	33:55	3-12	2-7	0-0	0	4	4	1	2	8	3	1	0
14 Carter Gilmore		04:01	1-2	0-1	0-0	0	0	0	0	2	0	0	0	0
33 Chris Vogt		20:56	4-6	0-0	1-1	4	2	6	2	2	9	1	0	1
2 Jordan Davis		12:17	1-4	1-4	0-0	0	1	1	0	1	3	0	0	0
20 Ben Carlson		20:02	1-4	0-2	1-2	2	2	4	1	2	3	0	0	0
Team						1	2	3			0	0		
Totals			22-62	5-23	15-18	11	30	41	15	19	64	12	4	6

Technical Fouls: NONE

Shooting By Period	1st FG%	2nd FG%	3rd FG%	4th FG%	5th FG%
1st FG%	10-32 31.3%				
2nd FG%	1-10 10.0%				
3rd FG%	4-5 80%				
4th FG%	12-30 40.0%				
5th FG%	4-13 30.8%				
GM FG%	11-33 33.3%				
FT%	15-18 83.3%				
Dead Ball Rebounds:	2	0	0	0	0

	Biggest lead	Best Scoring Run	Lead Changes	Times Tied	Time with Lead
IU	22 (1st 1:17)	5 (1st 17:38)	12 (1st 8:44)	11 (2nd 0:13)	2
UW	5 (1st 17:38)	11 (2nd 0:13)	2	2	03:01

Points from Turnovers	7	15
Paint	30	22
Second Chance	16	11
Fast Breaks	14	6
Bench	12	17

Period by Period Scoring	1st	2nd	TOT
IU	42	17	59
UW	25	39	64

**NOTES:** Wisconsin overcame a 22-pt deficit, trailing 42-20 in the 1H, matching the largest comeback in program history...the Badgers limited Indiana to just 17 2H points. IU shot just 22.6% FG in the 2H (0-5 3FG)...UW allowed 3pts the final 8:59 of the game, including 0 points the final 3:00...**Johnny Davis** led UW with 23 pts, his 5th game with at 20+ pts this season...Davis also grabbed 9 reb, matching his career high....**Tyler Wahl** grabbed a season-high 12 reb, plus 7 pts, 3 ast, 3 blk and 1 stl...**Chris Vogt** posted season highs with 9 pts and 6 reb...**Brad Davison** finished with 8 pts, 4 reb and 3 ast.

## GAME 10: #21 OHIO STATE 73, #22 WISCONSIN 55

Dec. 8, 2021 • Madison, Wis. • Kohl Center



Official Basketball Box Score - Final  
Wisconsin at Ohio State  
12/11/21 Value City Arena, Columbus, Ohio  
Ohio State vs. Wisconsin

Game Time: 12:00 PM  
Game Duration: 1:52  
Attendance: 13,856

Officials: Rob Riley, Donnie Epley, Bill Ek

Wisconsin - 55

Record: 8-2 (1-1)

NO. Name	Min	FG	3P	FT	Reb	TO	Fouls	TP	AS	TO	ST	Blocks	BS	a/+	
5 Tyler Wahl	F 23:04	1-7	0-3	1-1	0	1	1	3	2	3	2	2	1	0	-4
22 Steven Crowl	F 22:38	0-3	0-2	0-0	1	1	2	3	0	0	0	3	0	0	-15
1 Johnny Davis	G 36:12	11-22	2-7	0-0	1	6	7	4	3	24	3	1	3	0	-19
23 Chucky Hepburn	G 32:55	2-8	1-5	0-0	0	3	3	1	0	5	1	1	1	0	-13
34 Brad Davison	G 27:40	4-12	3-6	2-2	0	5	5	3	2	13	0	1	0	0	-13
20 Ben Carlson	13:36	0-3	0-2	1-2	0	2	2	1	2	1	0	0	0	0	-17
33 Chris Vogt	17:22	3-6	0-0	1-3	0	2	2	4	3	7	0	0	1	3	-3
2 Jordan Davis	15:46	1-2	0-0	0-1	1	1	2	0	1	2	0	0	1	1	-7
0 Jahcobi Neath	05:54	0-1	0-0	0-0	0	1	1	0	1	0	1	0	0	0	-2
35 Markus Iler	02:53	0-1	0-1	0-0	0	0	0	0	0	0	0	0	0	0	-3
Team					2	1	3								
Totals		22-65	6-26	5-9	5	23	28	19	14	55	7	8	7	5	-18

Technical Fouls: NONE

Shooting By Period	1st FG%	2nd FG%	3rd FG%	4th FG%	5th FG%
1st FG%	12-31 38.7%				
2nd FG%	4-13 30.8%				
3rd FG%	1-2 50%				
4th FG%	10-34 29.4%				
5th FG%	2-13 15.4%				
GM FG%	22-65 33.8%				
FT%	5-9 55.6%				
Dead Ball Rebounds:	1	0	0	0	0

Ohio State - 73

Record: 8-2 (2-0)

NO. Name		Min	FG M-A	3P M-A	FT M-A	Rebounds OR TR TOT	Fouls PF	TPs F	AS	TO	ST	Blocks BS	B+			
10 Justin Ahrens	F	26:40	1-4	1-4	2-2	0	4	2	1	5	1	0	0	13		
23 Zed Key	F	22:45	5-7	0-0	1-3	1	8	9	1	5	11	2	0	14		
32 E.J. Liddell	F	30:56	11-16	1-3	5-7	4	5	9	1	7	28	4	2	10		
22 Malik Branham	G	13:54	0-2	0-0	0-0	0	2	2	1	0	0	4	0	5		
55 Jamarl Wheeler	G	30:08	4-9	1-4	0-0	0	5	5	1	2	9	5	2	1	11	
0 Meechie Johnson Jr.		19:01	3-8	2-3	0-0	0	2	2	0	8	2	1	1	1	5	
25 Kyle Young		23:18	2-6	0-2	1-1	1	13	14	1	3	5	0	1	1	9	
50 Joey Brunk		02:21	0-0	0-0	0-0	0	0	0	0	0	0	0	0	0	-3	
2 Cedric Russell		18:52	3-6	1-3	0-0	0	1	1	2	0	7	1	4	0	1	23
3 Eugene Brown III		10:45	0-0	0-0	0-0	0	1	0	1	4	1	0	0	0	0	1
1 Jimmy Sotos		00:40	0-0	0-0	0-0	0	0	0	0	0	0	0	0	0	0	-4
42 Harrison Hooklin		00:40	0-0	0-0	0-0	0	0	0	1	0	0	0	0	0	0	-4
						1	1	2								
Totals			29-58	6-19	9-13	8	41	49	14	19	73	15	14	4	4	5
Totals																

Technical Fouls: NONE

Biggest lead	WIS	OSU
8 (1st 11:47)	23 (2nd 0:40)	
Best Scoring Run	8 (1st 15:32)	12 (1st 6:37)
Lead Changes	2	
Times Tied	2	
Time with Lead	07:06	30:19

Points from	WIS	OSU
Turnovers	11	9
Paint	24	32
Second Chance	2	11
Fast Breaks	8	14
Bench	10	20

Period by Period Scoring			
	1st	2nd	TOT
WIS	29	26	55
OSU	34	39	73

Period by Period Scoring	1st	2nd	TOT
WIS	29	26	55
OSU	34	39	73

## GAME 11: WISCONSIN 71, NICHOLLS 68

Dec. 15, 2021 • Madison, Wis. • Kohl Center



Official Basketball Box Score - Final  
Nicholls St. at Wisconsin  
12/15/21 Kohl Center, Madison, WI  
2021-22 Men's Basketball

Game Time: 7:01 PM  
Game Duration: 2:06  
Attendance: 15,752

Officials: Steve Munkins, Donnie Epley, Brooks Wells

Nicholls St. - 68

Record: 7-4

NO. Name		Min	FG	3P	FT	Rebounds	Fouls	TP	AS	TO	ST	Blocks	BS	BA
			M	M	A	OR	DR	TOT						
1	Emmanuel Little	F 23:29	1-3	0-1	0-0	1	2	3	4	2	2	0	1	0
35	Ryhe Lyons	C 19:40	2-7	0-1	0-0	1	1	2	5	0	4	2	1	0
0	Ty Gordon	G 29:42	10-25	4-11	2-2	0	2	2	4	2	26	2	1	0
5	Pierce Spencer	G 33:55	1-3	1-2	0-0	2	5	7	3	0	3	0	1	0
14	Devante Carter	G 32:30	1-2	0-1	1-4	0	4	4	3	6	15	2	1	0
13	Mekhi Collins	07:54	1-1	0-0	0-0	0	0	0	3	0	2	0	0	0
22	Manny Little	28:29	3-4	0-1	0-2	5	10	15	2	3	6	1	5	1
11	Latrell Jones	12:24	2-2	0-0	0-0	1	1	2	0	0	4	0	1	1
4	Caleb Huffman	11:57	3-5	0-1	0-0	1	1	0	1	6	0	1	0	0
Team						0	0	0						
Totals			30-62	5-19	3-8	10	26	36	24	14	68	7	12	3
												Technical	5	2

Technical Fouls: NONE

Shooting By Period	1st FG%	2nd FG%	3rd FG%	4th FG%	5th FG%
1st FG%	17-30 56.7%				
2nd FG%	2-8 25.0%				
3rd FG%	1-2 50%				
4th FG%	13-32 40.6%				
5th FG%	2-6 33.3%				
GM FG%	30-62 48.4%				
FT%	3-8 37.5%				
Dead Ball Rebounds:	4	2	0	0	0

Wisconsin - 71

Record: 9-2

NO. Name	Min	FG	3P	FT	Rebounds	Fouls	TP	AS	TO	ST	Blocks	BS	BA	+/
5 Tyler Wahl	F 31:25	4-8	0-2	4-6	0 4 4	2 4	2 2	3	1	0	0			
22 Steven Crowl	F 14:15	2-6	0-2	1-2	1 3 4	0	12	5	1	1	0	1	2	-8
0 Jacobson Noah	G 26:44	3-6	1-1	2-2	2 5 0	3	1	9	2	0	0	0	0	0
33 Gusev Hepburn	G 32:17	3-8	0-3	3-4	2 3 1	0	1	8	2	0	2	0	0	0
34 Brad Dawson	G 35:09	5-12	4-9	4-6	0 1 1	5 4	19	2	1	0	0	0	5	5
11 Lorne Bowman II	13:37	1-2	1-2	1-3	0 3 3	0	2	4	0	1	0	0	0	8
20 Ben Carlson	09:30	2-5	0-1	0-0	2 2 4	0	1	4	0	0	0	0	1	11
33 Chris Vogt	25:25	4-7	0-0	1-3	4 3 7	2 5	9	1	0	1	0	0	1	13
21 Jordan Davis	07:19	0-1	0-1	0-0	1 1 2	0	0	0	0	0	0	0	0	-2
14 Carter Gilmore	04:19	0-0	0-0	0-1	0 0 0	1	1	0	0	0	0	0	0	-6
Team					0 1 1	0	0	0	0	0				
Totals	24:55	6-21	17-27	10 23	13 24	71	10	8	6	2	5	0	3	



## GAME 13: #23 WISCONSIN 74, #3 PURDUE 69

Jan. 3, 2022 • West Lafayette, Ind. • Mackey Arena



Official Basketball Box Score - Final  
Wisconsin at Purdue  
01/03/22 Mackey Arena, West Lafayette  
2021-22 Men's Basketball

Game Time: 7:00 PM  
Game Duration: 2:26  
Attendance: 14,804

Officials: Larry Scroto, Don Daly, Donnie Epley

Wisconsin - 74													Record: 11-2 (2-1)												
NO. Name	Min	FG	3P	FT	Rebounds	Fouls	TP	AS	TO	ST	Blocks	+/-	Shooting By Period												
5 Tyler Wahl	F 21:12	3-4	0-1	0-0	1 3 4	5 0	6	1	1	1	0 0 0	3	1 <sup>st</sup> FG%	13-30	43.3%										
22 Steven Crowl	F 23:11	2-6	0-3	0-0	1 1 2	5 2	4	1	0	0	0 0 0	-7	3PT%	1-12	8.3%										
1 Johnny Davis	G 37:52	13-24	2-5	9-12	1 13 14	2 8	37	3	3	2	2 0 0	5	FT%	24	50%										
23 Chuckley Hepburn	G 32:50	2-7	1-4	0-0	0 1 1	1 0 5	3	3	1	0	0 0 0	3	2 <sup>nd</sup> FG%	14-30	46.7%										
34 Brad Davison	G 38:09	5-11	3-6	2-2	0 3 3	1 3 15	3	0	0	0	0 0 2	2	3PT%	5-12	41.7%										
2 Jordan Davis	04:44	0-1	0-1	0-0	0 2 2	1 0 0	0	0	0	0 0 0	2	FT%	12-15	80%											
33 Chris Vogt	12:57	2-3	0-0	2-3	0 3 3	5 3 6	0	1	0	0 0 0	15	GM FG%	27-60	45.0%											
14 Carter Gilmore	18:48	0-3	0-3	0-0	2 0 2	1 0 0	0	1	1	0 0 0	2	3PT%	2-24	25.0%											
0 Jahcobi Neath	02:08	0-1	0-1	1-2	0 1 1	1 1 0	0	0	0	0 0 0	0	FT%	14-19	73.7%											
11 Lorne Bowman II	05:03	0-0	0-0	0-0	0 0 0	0 0 0	0	1	0	0 0 0	5	Dead Ball Rebounds: 21													
20 Ben Carlson	03:06	0-0	0-0	0-0	0 0 0	0 0 0	0	0	0	0 0 0	-5														
Team					1 1 2		0	0																	
Totals		27-60	6-24	14-19	9 25 34	22 17	74	13	7	5	2 0 5	5	Technical Fouls: NONE												

Technical Fouls: NONE

Purdue - 69													Record: 12-2 (1-2)												
NO. Name	Min	FG M-A	3P M-A	FT M-A	Rebounds OR DR TOT	Fouls PF FD	TP	AS	TO	ST	Blocks BS BA	+/-													
0 Mason Gillis	F 22:53	3-4	3-4	0-0	1 3 4	1 1 9	0	0	2	0	0	-1													
50 Trevion Williams	F 19:50	3-8	1-1	2-4	3 2 5	3 3 9	2	0	0	0	0	-2													
11 Isaiah Thompson	G 20:29	0-2	0-2	0-0	1 2 3	1 0 0	2	1	0	0	0	14													
23 Jaden Ivy	G 27:34	3-9	2-5	6-8	0 3 3	3 4 14	3	2	0	0	0	2													
55 Sasha Stefanovic	G 37:14	2-8	1-5	3-4	0 2 2	2 3 8	3	1	0	0	0	1													
2 Eric Hunter Jr.	19:31	1-4	0-1	0-0	0 1 1	0 1 2	2	2	0	0	0	-19													
15 Zach Edey	20:11	10-17	0-0	4-8	5 5 10	3 8 24	2	4	0	0	0	-1													
3 Caleb Furst	06:18	0-0	0-0	0-0	0 0 0	0 0 0	0	0	0	0	0	-6													
25 Ethan Morton	19:57	1-2	1-1	0-0	0 6 6	4 1 3	4	0	2	0	0	-11													
5 Brandon Newman	06:03	0-2	0-1	0-0	0 0 0	0 1 0	1	0	0	0	0	-2													
Team					3 3 6																				
Totals		23-56	8-20	15-24	13 27 40	17 22 69	19	12	2 0 2	-5	5	5													

Shooting By Period			
1 <sup>st</sup> FG	7-22	31.8%	
3 <sup>PT</sup>	4-11	36.4%	
FT	6-10	60%	
2 <sup>nd</sup> FG	16-34	47.1%	
3 <sup>PT</sup>	4-9	44.4%	
FT	9-14	64.3%	
GM FG	23-56	41.1%	
3 <sup>PT</sup>	8-20	40.0%	
FT	15-24	62.5%	
Dead Ball Rebounds: 3			

Technical Fouls: NONE

WIS		PUR		Points from		WIS		PUR		Period by Period Scoring		1st		2nd		TOT	
Biggest lead	7 (1 <sup>st</sup> 2:07)	7 (2 <sup>nd</sup> 11:12)		Turnovers	12	10		Paint	28	28		WIS	29	45	74		
Best Scoring Run	7 (1 <sup>st</sup> 11:00)	8 (2 <sup>nd</sup> 13:53)		Second Chance	12	12		Fast Breaks	6	6		PUR	24	45	69		
Lead Changes	17			Bench	7	29											
Times Tied	6																
Time with Lead	20:49	15:19															

**NOTES:** Wisconsin won at Mackey Arena for the 1st time since 2014 and just the 5th time in school history...the win marked UW's first-ever over a ranked Purdue team at Mackey Arena...UW tallied its 9th win over a top-10 foe under Greg Gard (including 4 such road wins)...**Johnny Davis** scored a career-high 37 points, the most by a Badger since Frank Kaminsky's school record 43 points on 11/19/13... it was the 3rd-highest road total by a Badger in school history, trailing Michael Finley (42pts, 1994) and Jordan Taylor (39, 2011)...per STATS, Davis is the first player to lead his team in pts, reb, ast, blk & stl in a road win over an AP top 5 team since Wake Forest's Tim Duncan did so in a win at No. 5 Maryland on Feb. 1, 1997.

## GAME 15: #23 WISCONSIN 70, MARYLAND 69

Jan. 9, 2022 • College Park, Md. • XFINITY Center



Official Basketball Box Score - Final  
Wisconsin at Maryland  
01/09/22 XFINITY Center, College Park  
2021-22 Men's Basketball

Game Time: 7:30 PM  
Game Duration: 2:09  
Attendance: 10,864

Officials: Rob Riley, Terry Oglesby, Steve McJunkins

Wisconsin - 70				Record: 13-2 (4-1)													
NO. Name	Min	FG	3P	FT	Rebounds	Fouls	TP	AS	TO	ST	Blocks	BS	BA	+/-	Shooting By Period		
5 Tyler Wahl	F 29:33	6-12	0-1	5-5	1 4 5	4 3 21	2	0	0	0	1	0	0	17	1st FG	13-26	50.0%
22 Steven Crowl	F 22:20	3-4	1-1	2-2	2 6 8	3 3 9	0	0	0	0	0	0	0	10	3PT%	4-11	36.4%
1 Johnny Davis	G 37:10	7-19	1-7	4-5	0 7 7	1 7 19	1	3	1	1	0	0	0	5	FT%	3-4	75%
23 Chuckley Hepburn	G 32:13	1-5	1-3	0-0	0 3 3	0 3 3	2	1	1	0	1	0	0	-9	2nd FG	12-30	40.0%
34 Brad Davison	G 38:09	3-10	1-7	4-6	1 2 3	1 5 11	2	1	1	0	1	0	1	-4	3PT%	1-9	11.1%
33 Chris Vogt	17:12	1-2	0-0	0-0	0 1 1	3 1 2	2	0	0	0	0	0	3	-7	FT%	12-14	85.7%
11 Lorne Bowman II	07:47	0-1	0-0	0-0	0 1 1	1 0 0	2	1	1	0	0	0	0	-4	GM FG%	25-56	44.6%
14 Carter Gilmore	08:42	1-2	0-0	0-0	0 0 0	2 0 2	0	0	0	0	0	0	0	-13	3PT%	5-20	25.0%
2 Jordan Davis	04:51	1-1	0-0	0-0	0 0 0	1 0 3	0	0	0	0	0	0	0	3	FT%	15-18	83.3%
20 Ben Carlson	02:13	0-0	0-0	0-0	0 0 0	0 0 0	0	0	0	0	0	0	0	-5	Dead Ball Rebounds: 1.0		
Team					1 0 1		0	1									
Totals		25-56	5-20	15-18	5 24 29	19 19 70	11	8	4	5	3	1					

Technical Fouls: NONE

Maryland - 69				Record: 8-7 (0-4)				Team Statistics										Season Totals			
NO. Name	Min	FG M-A	3P M-A	FT M-A	Rebounds OR DR TOT	Fouls PF FD	TP	AS	TO	ST	Blocks BS BA	+/-	Shooting By Period								
24 Donta Scott	F 31:00	4-8	1-4	1-1	0 6 6	2 2 10	0	2	0	0	0	1	8	1st FG% 9-28	32.1%						
33 Qudus Wahab	C 19:04	1-5	0-0	2-2	0 4 4	0 4 4	1	1	0	0	1	1	8	3PT% 2-7	28.6%						
4 Fatts Russell	G 24:47	5-10	0-0	3-4	0 2 2	4 3 13	6	1	2	0	1	1	8	FT% 6-7	85.7%						
5 Eric Ayala	G 30:07	6-16	4-8	3-3	1 4 5	4 2 19	1	1	0	0	0	2	-14	2nd FG% 16-27	59.3%						
13 Hakim Hart	G 31:27	4-6	0-2	3-4	0 1 1	1 2 11	2	1	0	0	0	0	0	3PT% 5-10	50.0%						
10 Julian Wright	03:19	0-0	0-0	0-0	0 1 1	3 1 4	0	0	1	0	0	0	3	FT% 6-8	75%						
15 Simon Reese	23:55	1-3	0-1	0-1	0 4 4	2 4 2	0	0	1	0	2	0	-7	GM FG% 25-55	45.5%						
11 Xavier Green	26:58	4-5	2-2	0-0	1 3 4	3 1 10	0	0	1	2	0	0	4	3PT% 7-17	41.2%						
23 Ian Martinez	09:13	0-2	0-0	0-0	0 2 2	0 0 0	0	0	1	0	0	0	1	FT% 12-15	80.0%						
													Dead Ball Rebounds: 4-0								
Team					3 1 4						0 2										
Totals		25-55		7-17	12-15	5 28 33		19 19		69 10		12 4		3 5		-1					

# SPECIAL STATISTICS

Game	Pts off T/O (Wis / Opp)	Pts in Paint (Wis / Opp)	2nd Chance Pts (Wis / Opp)	Fast Break Pts (Wis / Opp)	Bench Pts (Wis / Opp)
11/9/21 - ST. FRANCIS BKN	21 / 19	36 / 26	11 / 4	13 / 1	29 / 21
11/12/21 - GREEN BAY	16 / 4	32 / 12	25 / 9	8 / 4	19 / 26
11/15/21 - PROVIDENCE	16 / 5	22 / 22	6 / 19	4 / 11	6 / 9
11/22/21 - vs. Texas A&M	22 / 14	26 / 16	15 / 5	5 / 13	6 / 24
11/23/21 - vs. Houston	11 / 8	26 / 26	2 / 6	5 / 7	6 / 23
11/24/21 - vs. Saint Mary's	13 / 7	26 / 34	9 / 10	0 / 2	9 / 11
12/1/21 - at Georgia Tech	11 / 5	24 / 24	11 / 10	5 / 10	7 / 11
12/4/21 - MARQUETTE	12 / 13	34 / 34	12 / 5	9 / 8	9 / 40
12/8/21 - INDIANA	15 / 7	22 / 30	11 / 16	6 / 14	17 / 12
12/11/21 - at Ohio State	11 / 9	24 / 32	2 / 11	8 / 14	10 / 20
12/15/21 - NICHOLLS	11 / 9	32 / 40	13 / 2	2 / 4	17 / 18
12/29/21 - ILLINOIS STATE	13 / 9	36 / 30	13 / 9	13 / 13	10 / 6
1/3/22 - at Purdue	12 / 10	28 / 28	12 / 12	6 / 6	7 / 29
1/6/22 - IOWA	13 / 8	40 / 38	18 / 14	5 / 9	4 / 21
1/9/22 - at Maryland	18 / 5	32 / 24	8 / 3	9 / 10	7 / 12
1/13/22 - OHIO STATE	16 / 8	32 / 46	14 / 13	5 / 0	10 / 14
<b>RUNNING TOTAL</b>	<b>141 / 140</b>	<b>472 / 462</b>	<b>179 / 148</b>	<b>103 / 126</b>	<b>167 / 288</b>
<b>PER GAME AVERAGE</b>	<b>8.8 / 8.8</b>	<b>29.5 / 28.9</b>	<b>11.2 / 9.3</b>	<b>6.4 / 7.9</b>	<b>10.4 / 18.0</b>

# TEAM SUPERLATIVES

## WISCONSIN

### HIGH

### LOW

• Points	89	2x; MR ILLINOIS ST (12/29/21)	55	at Ohio State (12/11/21)
• First-Half Points	46	ILLINOIS ST (12/29/21)	23	PROVIDENCE (11/15/21)
• Second-Half Points	55	MARQUETTE (12/4/21)	25	vs. Houston (11/23/21)
• Field Goals Made	33	IOWA (1/6/22)	20	PROVIDENCE (11/15/21)
• Field Goal Attempts	66	3x; MR IOWA (1/6/22)	49	vs. Houston (11/23/21)
• Field Goal Percentage	.508 (31-61)	MARQUETTE (12/4/21)	.328 (20-61)	PROVIDENCE (11/15/21)
• 3-Point Field Goals Made	10	3x; MR OHIO STATE (1/13/22)	3	vs. Saint Mary's (11/24/21)
• 3-Point Field Goal Attempts	27	PROVIDENCE (11/15/21)	12	vs. Saint Mary's (11/24/21)
• 3-Point Field Goal Pct. (min. 10 att.)	.455 (10-22)	ST. FRANCIS BROOKLYN (11/9/21)	.185 (5-27)	PROVIDENCE (11/15/21)
• Free Throws Made	25	ILLINOIS ST (12/29/21)	5	at Ohio State (12/11/21)
• Free Throw Attempts	32	ILLINOIS ST (12/29/21)	9	at Ohio State (12/11/21)
• Free Throw Pct. (min. 12 att.)	.905 (19-21)	GREEN BAY (11/12/21)	.630 (17-27)	NICHOLLS (12/15/21)
• Offensive Rebounds	18	GREEN BAY (11/12/21)	2	vs. Houston (11/23/21)
• Defensive Rebounds	33	ST. FRANCIS BROOKLYN (11/9/21)	20	at Georgia Tech (12/1/21)
• Total Rebounds	50	GREEN BAY (11/12/21)	28	3x; MR at Ohio State (12/11/21)
• Fouls	22	at Purdue (1/3/22)	10	ST. FRANCIS BROOKLYN (11/9/21)
• Assists	16	OHIO STATE (1/13/22)	4	vs. Saint Mary's (11/24/21)
• Turnovers	12	ST. FRANCIS BROOKLYN (11/9/21)	4	INDIANA (12/8/21)
• Steals	10	GREEN BAY (11/12/21)	3	ILLINOIS ST (12/29/21)
• Blocked Shots	6	2x; MR INDIANA (12/8/21)	0	OHIO STATE (1/13/22)

## OPPONENT

### HIGH

### LOW

• Points	85	ILLINOIS ST (12/29/21)	34	GREEN BAY (11/12/21)
• First-Half Points	42	INDIANA (12/8/21)	15	GREEN BAY (11/12/21)
• Second-Half Points	49	ILLINOIS ST (12/29/21)	17	INDIANA (12/8/21)
• Field Goals Made	30	3x; MR OHIO STATE (1/13/22)	12	GREEN BAY (11/12/21)
• Field Goal Attempts	63	ST. FRANCIS BROOKLYN (11/9/21)	49	vs. Texas A&M (11/22/21)
• Field Goal Percentage	.500 (30-60)	2x; MR OHIO STATE (1/13/22)	.235 (12-51)	GREEN BAY (11/12/21)
• 3-Point Field Goals Made	10	vs. Texas A&M (11/22/21)	3	2x; MR OHIO STATE (1/13/22)
• 3-Point Field Goal Attempts	26	2x; MR MARQUETTE (12/4/21)	13	INDIANA (12/8/21)
• 3-Point Field Goal Pct. (min. 10 att.)	.412 (7-17)	at Maryland (1/9/22)	.158 (3-19)	OHIO STATE (1/13/22)
• Free Throws Made	16	2x; MR ILLINOIS ST (12/29/21)	3	2x; MR NICHOLLS (12/15/21)
• Free Throw Attempts	24	at Purdue (1/3/22)	4	ST. FRANCIS BROOKLYN (11/9/21)
• Free Throw Pct. (min. 10 att.)	.800 (16-20)	at Georgia Tech (12/1/21)	.462 (6-13)	INDIANA (12/8/21)
• Offensive Rebounds	14	INDIANA (12/8/21)	5	2x; MR at Maryland (1/9/22)
• Defensive Rebounds	41	at Ohio State (12/11/21)	20	IOWA (1/6/22)
• Total Rebounds	49	at Ohio State (12/11/21)	26	IOWA (1/6/22)
• Fouls	28	ILLINOIS ST (12/29/21)	14	at Ohio State (12/11/21)
• Assists	19	2x; MR IOWA (1/6/22)	5	ST. FRANCIS BROOKLYN (11/9/21)
• Turnovers	16	2x; MR vs. Saint Mary's (11/24/21)	8	IOWA (1/6/22)
• Steals	8	ST. FRANCIS BROOKLYN (11/9/21)	2	3x; MR OHIO STATE (1/13/22)
• Blocked Shots	7	IOWA (1/6/22)	0	at Purdue (1/3/22)

## MISCELLANEOUS

### HIGH

### SECOND-HIGHEST

• UW's Largest Deficit Overcome in Win	22 (42-20, 1:17 1H) INDIANA (12/8/21)	16 (10-26, 12:04 1H) vs. Texas A&M (11/22/21)
• UW's Largest Deficit Overcome in Win (2nd Half/OT)	17 (42-25, 19:43 2H) INDIANA (12/8/21)	12 (42-30, 18:40 2H) NICHOLLS (12/15/21)
• UW's Largest Lead Surrendered in Loss	8 (17-9, 11:47 1H) at Ohio State (12/11/21)	6 (18-12, 9:11 1H) PROVIDENCE (11/15/21)
• UW's Largest Lead Surrendered in Loss (2nd Half/OT)	--	--
• UW's Largest Halftime Lead	24 GREEN BAY (11/12/21)	21 ST. FRANCIS BROOKLYN (11/9/21)
• UW's Largest Halftime Deficit	17 INDIANA (12/8/21)	11 PROVIDENCE (11/15/21)
• UW's Largest Lead	45 (69-24, 5:07 2H) GREEN BAY (11/12/21)	32 (65-33, 8:33 2H) ST. FRANCIS BROOKLYN (11/9/21)
• UW's Largest Deficit	22 (42-20, 1:17 1H) INDIANA (12/8/21)	16 (10-26, 12:04 1H) vs. Texas A&M (11/22/21)

# INDIVIDUAL SUPERLATIVES

## WISCONSIN

### HIGH

### SECOND-HIGHEST

• Points	37	Johnny Davis (at Purdue - 1/3/22)	30	Johnny Davis (Houston - 11/23/21)
• First-Half Points	19	Johnny Davis (IOWA - 1/6/22)	18	Johnny Davis (Houston - 11/23/21)
• Second-Half Points	27	Johnny Davis (at Purdue - 1/3/22)	16	Brad Davison (OHIO STATE - 1/13/22)
• Field Goals Made	13	Johnny Davis (at Purdue - 1/3/22)	11	Johnny Davis (at Ohio State - 12/11/21)
• Field Goal Attempts	24	Johnny Davis (at Purdue - 1/3/22)	23	Johnny Davis (ILLINOIS ST - 12/29/21)
• Field Goal Percentage (min. 7 made)	.875 (7-8)	Steven Crowl (ILLINOIS ST - 12/29/21)	.800 (8-10)	Brad Davison (OHIO STATE - 1/13/22)
• 3-Point Field Goals Made	5	Brad Davison (at Georgia Tech - 12/1/21)	4	4x; MR Davison (OHIO STATE - 1/13/22)
• 3-Point Field Goal Attempts	11	2x; MR Davison (Texas A&M - 11/22/21)	9	2x; MR Davison (NICHOLLS - 12/15/21)
• 3-Point Field Goal Pct. (min. 3 made)	.750 (3-4)	Lorne Bowman II (SF BROOKLYN - 11/9/21)	.667 (4-6)	Brad Davison (OHIO STATE - 1/13/22)
• Free Throws Made	9	Johnny Davis (at Purdue - 1/3/22)	8	3x; MR 2 Badgers (ILLINOIS ST - 12/29/21)
• Free Throw Attempts	12	2x; MR Davis (at Purdue - 1/3/22)	10	Brad Davison (PROVIDENCE - 11/15/21)
• Free Throw Pct. (min. 5 made)	1.000 (6-6)	3x; MR Wahl (Saint Mary's - 11/24/21)	1.000 (5-5)	3x; MR Wahl (at Maryland - 1/9/22)
• Offensive Rebounds	8	Steven Crowl (ILLINOIS ST - 12/29/21)	4	2x; MR Vogt (NICHOLLS - 12/15/21)
• Defensive Rebounds	13	Johnny Davis (at Purdue - 1/3/22)	9	Tyler Wahl (INDIANA - 12/8/21)
• Total Rebounds	14	Johnny Davis (at Purdue - 1/3/22)	12	Tyler Wahl (INDIANA - 12/8/21)
• Fouls	5	4x; MR 3 Badgers (at Purdue - 1/3/22)	4	15x; MR Wahl (at Maryland - 1/9/22)
• Assists	6	2x; MR Wahl (OHIO STATE - 1/13/22)	5	3x; MR Davis (IOWA - 1/6/22)
• Turnovers	4	2x; MR Johnny Davis (OHIO STATE - 1/13/22)	3	8x; MR (at Maryland - 1/9/22)
• Steals	4	2x; MR Davis (Houston - 11/23/21)	3	6x; MR Wahl (OHIO STATE - 1/13/22)
• Blocked Shots	4	Tyler Wahl (Saint Mary's - 11/24/21)	3	3x; MR Vogt (at Maryland - 1/9/22)

## OPPONENT

### HIGH

### SECOND-HIGHEST

• Points	33	Michael Devoe (at Georgia Tech - 12/1/21)	28	E.J. Liddell (at Ohio State - 12/11/21)
• First-Half Points	17	Michael Devoe (at Georgia Tech - 12/1/21)	16	Nate Watson (PROVIDENCE - 11/15/21)
• Second-Half Points	19	2x; MR Ayala (at Maryland - 1/9/22)	16	2x; MR Murray (IOWA - 1/6/22)
• Field Goals Made	11	3x; MR Liddell (at Ohio State - 12/11/21)	10	3x; MR Murray (IOWA - 1/6/22)
• Field Goal Attempts	25	Ty Gordon (NICHOLLS - 12/15/21)	20	Michael Devoe (at Georgia Tech - 12/1/21)
• Field Goal Percentage (min. 5 made)	.733 (11-15)	Nate Watson (PROVIDENCE - 11/15/21)	.727 (8-11)	Patrick Emilien (SF BROOKLYN - 11/9/21)
• 3-Point Field Goals Made	6	Kyler Edwards (Houston - 11/23/21)	5	2x; MR Strong (ILLINOIS ST - 12/29/21)
• 3-Point Field Goal Attempts	11	Ty Gordon (NICHOLLS - 12/15/21)	10	Michael Devoe (at Georgia Tech - 12/1/21)
• 3-Point Field Goal Pct. (min. 3 made)	.750 (6-8)	Kyler Edwards (Houston - 11/23/21)	.600 (3-5)	3x; MR Stewart (INDIANA - 12/8/21)
• Free Throws Made	8	Sy Chatman (ILLINOIS ST - 12/29/21)	6	2x; MR Ivey (at Purdue - 1/3/22)
• Free Throw Attempts	11	Sy Chatman (ILLINOIS ST - 12/29/21)	9	Keegan Murray (IOWA - 1/6/22)
• Free Throw Pct. (min. 5 made)	.857 (6-7)	Michael Devoe (at Georgia Tech - 12/1/21)	.727 (8-11)	Sy Chatman (ILLINOIS ST - 12/29/21)
• Offensive Rebounds	5	2x; MR Edey (at Purdue - 1/3/22)	4	3x; MR Liddell (at Ohio State - 12/11/21)
• Defensive Rebounds	13	Kyle Young (at Ohio State - 12/11/21)	10	Manny Littles (NICHOLLS - 12/15/21)
• Total Rebounds	15	Manny Littles (NICHOLLS - 12/15/21)	14	Kyle Young (at Ohio State - 12/11/21)
• Fouls	5	9x; MR 2 Players (OHIO STATE - 1/13/22)	4	20x; MR Brown III (OHIO STATE - 1/13/22)
• Assists	8	Tyler Kolek (MARQUETTE - 12/4/21)	7	2x; MR Johnson (INDIANA - 12/8/21)
• Turnovers	6	Justin Lewis (MARQUETTE - 12/4/21)	5	3x; MR Littles (NICHOLLS - 12/15/21)
• Steals	3	3x; MR Coleman (at Georgia Tech - 12/1/21)	2	6x; MR 2 Players (at Maryland - 1/9/22)
• Blocked Shots	3	3x; MR Keegan Murray (IOWA - 1/6/22)	2	13x; MR Liddell (OHIO STATE - 1/13/22)



# THE LAST TIME WISCONSIN...

## Wisconsin Team

**UW ranked No. 1 in AP Top 25:** Feb. 21, 2007  
**UW ranked in AP Top 25:** No. 13 (1/10/22)  
**UW ranked in USA Today Coaches Poll:** No. 13 (1/10/22)  
**Played AP No. 1-ranked opponent:** Win vs. Villanova, 65-62 (3/18/17)  
**Defeated AP No. 1-ranked opponent:** Villanova, 65-62 (3/18/17)  
**Played AP No. 2-ranked opponent:** Win vs. Michigan, 64-54 (1/19/19)  
**Defeated opponent ranked 3-10 by AP:** Win at No. 3 Purdue, 74-69 (1/3/22)  
**Defeated opponent ranked 11-25 by AP:** Win vs. No. 16 Ohio State, 78-68 (1/13/22)  
**Defeated AP Top 25 opponent on the road:** Win at No. 3 Purdue, 74-69 (1/3/22)

## Scoring

**Scored 20 or more points:** Davison (25) and Wahl (20) vs. #16 Ohio State (1/13/22)  
**Scored 30 or more points:** 37, Johnny Davis at #3 Purdue (1/3/22)  
**Scored 40 or more points:** 43, Frank Kaminsky vs. North Dakota (11/19/13)  
**Two or more Badgers scored 30 points, same game:** Joe Franklin (31) and Chuck Nagle (30) vs. Purdue (3/2/68) — only other time this happened in school history was Jack Brens (31) and Ken Siebel (31) vs. Utah (12/28/62)  
**Two or more Badgers scored 20 points, same game:** Steven Crowl (21) and Johnny Davis (20) vs. Illinois State (12/29/21)  
**Three or more Badgers scored 20 points, same game:** Jon Leuer (24), Josh Gasser (21), Jordan Taylor (20), vs. PVAMU (11/14/10)  
**Scored 20 points in one half:** Johnny Davis (27 in 2nd Half) at #3 Purdue (1/3/22)  
**Scored 20 points/two straight games:** Tyler Wahl (21 at Maryland 1/9/22; 20 vs. #16 Ohio State, 1/13/22)  
**Scored 20 points/three straight games:** Johnny Davis (26 vs. Iowa, 1/6/22; 37 at #3 Purdue, 1/3/22; 20 vs. Illinois State, 12/29/21)  
**Scored 20 points/four straight games:** Johnny Davis (26 vs. Iowa, 1/6/22; 37 at #3 Purdue, 1/3/22; 20 vs. Illinois State, 12/29/21; 24 at #21 Ohio State, 12/11/21)  
**Scored 20 points/five straight games:** Johnny Davis (26 vs. Iowa, 1/6/22; 37 at #3 Purdue, 1/3/22; 20 vs. Illinois State, 12/29/21; 24 at #21 Ohio State, 12/11/21; 23 vs. Indiana, 12/8/21)  
**Scored 30 points/two straight games:** Michael Finley (30 at Michigan, 1/29/94; 32 vs. Michigan State, 2/2/94)  
**No Badger scored in double figures:** vs. Marquette (12/8/12)  
**One Badger scored in double figures:** 23, Johnny Davis vs. Indiana (12/8/21)  
**Four players scored in double figures:** Steven Crowl (21), Johnny Davis (20), Tyler Wahl (18) and Chucky Hepburn (13) vs. Illinois State (12/29/21)  
**Five players scored in double figures:** Johnny Davis (26), Brad Davison (18), Tyler Wahl (16), Steven Crowl (12), Chucky Hepburn (11) vs. Iowa (1/6/22)  
**Six players scored in double figures:** Reuvers (19), Davison (15), Ford (12), King (12), Trice (11) and Pritzl (10) vs. Green Bay (11/21/19)  
**UW Scored 70 or more points:** 78, vs. #16 Ohio State (1/13/22)  
**UW Scored 80 or more points:** 87, vs. Iowa (1/6/22)  
**UW Scored 90 or more points:** 92, vs. Arkansas-Pine Bluff (11/27/20)  
**UW Scored 100 or more points:** 101, vs. Savannah State (12/13/18)

## Field Goal Shooting

**Shot 90 percent or better (min. 10 att.):** .900 (9-10), Carlton McGee vs. Michigan (2/26/92)  
**UW shot 50 percent or better:** .500, vs. Iowa (1/6/22)  
**UW shot 60 percent or better:** .603, vs. Houston Baptist (11/17/18)  
**UW shot 70 percent or better:** .744, vs. Army (12/30/79)  
**UW made 30 or more field goals:** 33, vs. Iowa (1/6/22)  
**UW made 40 or more field goals:** 42, vs. Iowa (3/9/94)  
**UW made 50 or more field goals:** Has not happened  
**UW attempted 60 or more field goals:** 66, vs. Iowa (1/6/22)  
**UW attempted 70 or more field goals:** 70, vs. Iowa (2/18/21)  
**UW attempted 80 or more field goals:** 83, vs. Northwestern (1/28/95)  
**UW attempted 100 or more field goals:** 102, vs. South Dakota (12/9/72)

## 3-Point Field Goal Shooting

**Made 5 or more 3-point field goals:** Brad Davison (5-7 3FG) vs. North Carolina (3/19/21)  
**UW shot 40 percent or better (min. 8 att.):** .435 (10-23), vs. #16 Ohio State (1/13/22)  
**UW shot 50 percent or better (min. 8 att.):** .522 (12-23) vs. Penn State (3/11/21)  
**UW shot 60 percent or better (min. 8 att.):** .640 (16-25), vs. Louisville (12/19/20)  
**UW shot 70 percent or better (min. 8 att.):** .727, at Indiana (2/25/10)  
**UW shot 80 percent or better (min. 8 att.):** .889, vs. North Dakota St. (12/10/86)  
**UW shot 90 percent or better (min. 8 att.):** .900, at Illinois (1/25/97)  
**UW made 10 or more 3-point field goals:** 10, vs. #16 Ohio State (1/13/22)  
**UW made 15 or more 3-point field goals:** 16, vs. Louisville (12/19/20)  
**UW attempted 30 or more 3-point field goals:** 31, vs. Illinois (2/27/21)  
**UW attempted 40 or more 3-point field goals:** 40, vs. Temple (12/3/01)

## Double-Double / Triple-Double

**Had a triple-double:** Ethan Happ (13 pts, 12 reb, 11 ast) vs. Northwestern (1/26/19)  
**Had a double-double (Pts/Reb):** Johnny Davis (37 pts, 13 reb) at #3 Purdue (1/3/22)  
**Had a double-double (Pts/Ast):** Ethan Happ (10 p, 11 r, 12a) vs. Coppin St. (11/6/18)  
**Had a double-double (Ast/Reb):** Ethan Happ (10p, 11r, 12a) vs. Coppin St. (11/6/18)  
**Had a double-double in consecutive games:** Johnny Davis (12/29/21 and 1/3/22)  
**Two with double-double:** Potter (24 p, 13 r) & Davison (11 p, 13 r) at Penn State (1/11/20)

## Free Throw Shooting

**Perfect at the FT line (min. 10 att.):** 10-10, Brad Davison vs. Illinois (1/19/18)  
**UW shot 80 percent or better (min. 12 att.):** .833 (15-18), at Maryland (1/9/22)  
**UW shot 90 percent or better (min. 12 att.):** .900 (19-21), vs. Green Bay (11/12/21)  
**UW shot 100 percent (min. 12 att.):** 15-15, vs. Nebraska (12/22/20)  
**UW made 20 or more free throws:** 25, vs. Illinois State (12/29/21)  
**UW made 30 or more free throws:** 30, vs. Minnesota (2/13/14)  
**UW made 40 or more free throws:** 40, vs. Minnesota (1/12/53)  
**UW attempted 30 or more free throws:** 32, vs. Illinois State (12/29/21)  
**UW attempted 40 or more free throws:** 42, at Illinois (2/3/13)  
**UW attempted 50 or more free throws:** 50, at Indiana (2/12/62)  
**UW attempted 60 or more free throws:** 61, at Michigan (2/21/53)

## Rebounds

**Had 10+ rebounds:** 14, Johnny Davis at #3 Purdue (1/3/22)  
**Had 15+ rebounds:** 15, Tyler Wahl vs. Green Bay (12/1/20)  
**Had 20+ rebounds:** 25, Joe Chrmelich vs. St. Mary's (12/2/76)  
**Had 30+ rebounds:** 30, Paul Morrow vs. Purdue (1/3/53)  
**Had 10+ reb. in consecutive games:** Happ & Iverson, Two Straight (3/7 - 3/10)  
**UW had 40+ rebounds:** 43, vs. Iowa (1/6/22)  
**UW had 50+ rebounds:** 50, vs. Green Bay (11/12/21)

## Assists

**Had 10 or more assists:** 11, Ethan Happ vs. Northwestern (1/26/19)  
**Had 15 or more assists:** Has not happened  
**UW had 20 or more assists:** 22, vs. Louisville (12/19/20)  
**UW had 30 or more assists:** 30, vs. Iowa (3/9/94)

## Blocked Shots

**Had 5 or more blocked shots:** 9 Nate Reuvers vs. Eastern Illinois (11/8/19)  
**Had 10 or more blocked shots:** Has not happened  
**UW had 10 or more blocked shots:** 10 vs. Eastern Illinois (11/25/20)  
**UW had 15 or more blocked shots:** Has not happened

## Steals

**Had 5 or more steals:** 5, Ethan Happ vs. Maryland (2/19/17)  
**Had 10 or more steals:** 10, Mike Kelley vs. Texas (12/7/99)  
**UW had 10 or more steals:** 10, vs. Green Bay (11/12/21)  
**UW had 15 or more steals:** 16, (2x) MR vs. California (12/2/12)

## Turnovers

**UW had 1 or fewer turnovers:** 1, vs. Iowa (1/20/15)  
**UW had 5 or fewer turnovers:** 4, vs. Indiana (12/8/21)  
**UW had 0 turnovers in a half:** 0 in 1H, vs. Arkansas-Pine Bluff (11/27/20)  
**Opponent committed 15 or more turnovers:** 16, vs. Saint Mary's (11/24/21)  
**Opponent committed 20 or more turnovers:** 20, vs. Illinois (2/27/21)

## Overtime

**Won a game in overtime:** 2OT vs. Indiana (80-73), 1/7/21  
**Lost a game in overtime:** vs. Saint Mary's (65-63), 11/5/19  
**Played a 2-overtime game:** win vs. Indiana (80-73), 1/7/21  
**Played a 3-overtime game:** loss vs. Indiana (85-86), 2/16/87  
**Played in consecutive OT games:** (3) vs. Iowa (2/6/13), vs. Mich. (2/9/13), at Minn. (2/14/13)

## Miscellaneous

**Hit a buzzer beater:** vs. Xavier, 3/20/16 (Bronson Koenig hits 3PT in corner, UW 66-63)  
**Won after trailing by at least 10 pts in second half:** 17 vs. Indiana, 12/8/21 (down 42-25, 19:43 remaining - won 64-59)  
**Won after trailing by at least 15 pts in second half:** 17 vs. Indiana, 12/8/21 (down 42-25, 19:43 remaining - won 64-59)  
**UW scored 10 straight points or more:** 10-0 (8:21 1H) at Maryland (1/9/22)  
**UW scored 15 straight points or more:** 16-0 (16:14 - 10:57 2H) vs. Nicholls (12/15/21)  
**UW held opp. scoreless 5:00 or longer:** 6:02 (16:38 - 10:36 2H) vs. Nicholls (12/15/21)  
**UW held opp. scoreless for 8:00 or longer:** 9:08 (17:52 - 8:44 1H) vs. Louisville (12/19/20)

**BASKETBALL COMMUNICATIONS****GENERAL INFORMATION**

- Address: 1440 Monroe Street, Madison, WI 53711
- Website: UWBadgers.com
- Press Box Phone: (608) 262-7766

**BRANDON HARRISON****PRIMARY CONTACT**

- Phone: (608) 279-8653
- Email: bah@athletics.wisc.edu
- Twitter: @BrandonHarrison

**PATRICK HERB****DIRECTOR OF BRAND STRATEGY**

- Phone: (608) 957-2085
- Email: pah@athletics.wisc.edu
- Twitter: @PatrickHerb

**MEDIA RESOURCES****CREDENTIAL APPLICATIONS**

- www.sportssystem.com/Wisconsin

**BIG TEN MEDIA EMAIL LIST**

- office.bigten.org/media

**WISCONSIN BASKETBALL RECORD BOOK**

- go.wisc.edu/MBBRecordBook

**WIRELESS INTERNET ACCESS (KOHL CENTER)**

- BadgerWiFi (connect and register with email address)

**LIVE STATS - STATBROADCAST (KOHL CENTER)**

- Wisconsin.StatBroadcast.com (password: buckybadger)

**OFFICIAL SOCIAL MEDIA CHANNELS**

- Twitter: @BadgerMBB
- Instagram: @badgermbb
- Facebook: /WisconsinMensBasketball
- YouTube: /WisconsinBadgers

**RADIO**

Radio Station: WIBA (1310 AM)

**Play-by-Play Announcer: Matt Lepay**


Address: P.O. Box 99  
Madison, WI 53701  
Phone: 608-274-5450

**Color Analyst: Mike Lucas**

Address: 1440 Monroe St.  
Madison, WI 53711  
Phone: 608-252-6474

**Credentials:** 2021-22 men's basketball credentials must be requested online: [www.sportssystem.com/Wisconsin](http://www.sportssystem.com/Wisconsin)

Contact Brandon Harrison with questions (608-279-8653). Approved credentials will be either mailed or made available at the Brand Communications Office or with the parking attendant (white vehicle) at the entrance to Lot 46 on Frances Street, one block north of the Kohl Center




**0 JAHCOBI NEATH**  
G, Jr., 6-4, 196  
Toronto, Ontario



**1 JOHNNY DAVIS**  
G, So., 6-5, 194  
La Crosse, Wis.



**2 JORDAN DAVIS**  
G, So., 6-4, 198  
La Crosse, Wis.



**4 CARTER HIGGINBOTTOM**  
G, Jr., 6-0, 193  
Chicago, Ill.




**5 TYLER WAHL**  
F, Jr., 6-9, 221  
Lakeville, Minn.



**10 ISAAC LINDSEY**  
G, So., 6-4, 184  
Mineral Point, Wis.



**11 LORNE BOWMAN**  
G, Fr., 6-2, 210  
Detroit, Mich.



**13 JUSTIN TAPHORN**  
G, So., 6-5, 208  
Pekin, Ill.




**14 CARTER GILMORE**  
F, So., 6-7, 224  
Hartland, Wis.



**20 BEN CARLSON**  
F, So., 6-9, 226  
Woodbury, Minn.




**21 CHRIS HODGES**  
F, Fr., 6-9, 239  
Schaumburg, Ill.



**22 STEVEN CROWL**  
F, So., 7-0, 234  
Eagan, Minn.



**23 CHUCKY HEPBURN**  
G, Fr., 6-2, 211  
Omaha, Neb.



**32 MATTHEW MORS**  
F, Fr., 6-7, 241  
Yankton, S.D.



**33 CHRIS VOGT**  
C, Sr., 7-0, 257  
Mayfield, Ky.



**34 BRAD DAVISON**  
G, Sr., 6-4, 200  
Maple Grove, Minn.




**35 MARKUS ILVER**  
F, Fr., 6-8, 219  
Tallinn, Estonia



**GREG GARD**  
Head Coach  
7th season at UW



**JOE KRABBHOF**  
Assistant Coach  
6th season at UW



**DEAN OLIVER**  
Assistant Coach  
5th season at UW



**SHARIF CHAMBLISS**  
Assistant Coach  
1st season at UW



**MARC VANDEWETTERING**  
Dir. Basketball Operations  
9th season at UW



**KYLE BLACKBURN**  
Dir. Recruiting & Scouting  
6th season at UW



**JIM SNIDER**  
Strength & Conditioning  
11th season at UW



**AJ VAN HANDEL**  
Video Coordinator  
11th season at UW

WISCONSIN BADGERS	POS	HT	WT	YR/ELIG	HOMETOWN (HS/LAST SCHOOL)	PRONUNCIATION
0 Jahcobi Neath	G	6-4	196	Jr./Jr.	Toronto, Ontario (Wake Forest)	Juh-KOBE KNEE-th
1 Johnny Davis	G	6-5	194	So./So.	La Crosse, Wis. (Central)	
2 Jordan Davis	G	6-4	198	So./So.	La Crosse, Wis. (Central)	
4 Carter Higginbottom	G	6-0	193	Sr./Jr.	Chicago, Ill. (St. Ignatius)	
5 Tyler Wahl	F	6-9	221	Jr./Jr.	Lakeville, Minn. (North)	WALL
10 Isaac Lindsey	G	6-4	184	So./So.	Mineral Point, Wis. (Mineral Point)	LIN-zee
11 Lorne Bowman II	G	6-2	210	So./Fr.	Detroit, Mich. (St. Mary's)	BOW-men
13 Justin Taphorn	G	6-5	208	So./So.	Pekin, Ill. (Pekin)	
14 Carter Gilmore	F	6-7	224	So./So.	Hartland, Wis. (Arrowhead)	
20 Ben Carlson	F	6-9	226	So./So.	Woodbury, Minn. (East Ridge)	
21 Chris Hodges	F	6-9	239	Fr./Fr.	Schaumburg, Ill. (Schaumburg)	
22 Steven Crowl	F	7-0	234	So./So.	Eagan, Minn. (Eastview)	(rhymes with growl)
23 Chucky Hepburn	G	6-2	211	Fr./Fr.	Omaha, Neb. (Bellevue West)	
32 Matthew Mors	F	6-7	241	Fr./Fr.	Yankton, S.D. (Yankton)	MORE-s
33 Chris Vogt	C	7-0	257	Gr./5th	Mayfield, Ky. (Cincinnati)	VOTE
34 Brad Davison	G	6-4	200	Gr./5th	Maple Grove, Minn. (Maple Grove)	DAVIS-son
35 Markus Ilver	F	6-8	219	Fr./Fr.	Tallinn, Estonia (Western Reserve Acad.)	ILL-ver