

OHIO STATE MEN'S BASKETBALL

1898 **FIRST SEASON** • 1 **NATIONAL CHAMPIONSHIP** • 10 **NCAA FINAL FOURS** • 14 **SWEET 16 APPEARANCES**
30 **NCAA APPEARANCES** • 20 **BIG TEN CONFERENCE CHAMPIONSHIPS** • 27 **CONSENSUS ALL-AMERICANS**

WAYS TO WATCH/LISTEN

Watch: ESPN2 (Jason Benetti & Jon Crispin)

Listen: 97.1 The Fan / OhioStateBuckeyes.com
(Paul Keels & Ron Stokes)

2020-21 SCHEDULE/RESULTS

NOVEMBER

Mon 1	INDIANAPOLIS (Exh.)	W, 82-46
Tue 9	AKRON	W, 67-66
Fri 12	NIAGARA	W, 84-74
Mon 15	BOWLING GREEN ¹	W, 89-58
Thur 18	at Xavier ²	L, 65-71
Mon 22	vs. #21/20 Seton Hall ¹	W, 79-76
Wed 24	vs. #23/24 Florida ¹	L, 68-71
Tue 30	#1/1 DUKE ³	W, 71-66

DECEMBER

Sun 5	at Penn State*	W, 76-64
Wed 8	TOWSON	W, 85-74
Sat 11	#22/17 WISCONSIN*	W, 73-55
Sat 18	vs. #21/21 Kentucky ⁴	Cancelled
Tue 21	TENNESSEE MARTIN	Cancelled
Tue 28	NEW ORLEANS	Cancelled

JANUARY

Sun 2	at Nebraska*	W, 87-79 (ot)
Thur 6	at Indiana*	L, 51-67
Sun 9	NORTHWESTERN*	W, 95-87
Thur 13	at #13/13 Wisconsin* (ESPN2)	7:00
Sun 16	PENN STATE* (BTN)	Noon
Tue 18	IUPUI (BTN)	7:00
Sat 22	NEBRASKA* (BTN)	2:15/4:30
Thur 27	at Minnesota* (ESPN2)	7:00
Sun 30	at Purdue* (CBS)	Noon

FEBRUARY

Thur 3	IOWA* (FS1)	8:00
Sun 6	MARYLAND* (CBS)	1:00
Wed 9	at Rutgers* (BTN)	7:00
Sat 12	at Michigan* (ESPN/ESPN2)	6:00
Tue 15	MINNESOTA* (BTN)	8:30
Sat 19	INDIANA* (ESPN)	Noon
Thur 24	at Illinois* (FS1)	9:00
Sun 27	at Maryland* (CBS)	4:00

March

Thur 3	MICHIGAN STATE* (ESPN/ESPN2)	7:00
Sun 6	MICHIGAN* (FOX)	12:30
We-Su. 9-13	Big Ten Tournament ⁵ (BTN/CBS)	TBA

* Big Ten Conference game

(1) Fort Myers Tip-Off (Fort Myers, Fla.)

(2) Gavitt Games

(3) Big Ten/ACC Men's Basketball Challenge

(4) CBS Sports Classic (Las Vegas, Nev.)

(5) Big Ten Tournament (Indianapolis, Ind.)

GAME 14

#16/15 **OHIO STATE** (10-3, 4-1) VS. #13/13 **WISCONSIN** (13-2, 4-1)

Thursday, Jan. 13 • 7 p.m. ET • Madison, Wisc. • Kohl Center



Head Coach: Chris Holtmann

11th year overall

5th year at Ohio State

Career Record: 211-132



Head Coach: Greg Gard

7th year overall

7th year at Wisconsin

Career Record: 132-72



- Ohio State heads to Madison, Wisc., looking for a season sweep as the Buckeyes and Badgers will tangle for the second time in just over a month on Thursday evening.
- Ohio State leads the all-time series with Wisconsin 90-73, but Wisconsin leads 47-31 in games in Madison. Included vacated games, this will be the 170th all-time meeting between the two programs.
- The Buckeyes won the first meeting this season 73-55 on Dec. 11 in Columbus behind 28 points on 11-of-16 shooting from superstar E.J. Liddell. Reigning Big Ten Player of the Week Johnny Davis scored 24 for Wisconsin but the Buckeyes made it tough as it took him 22 shots to get those 24 points.
- Ohio State is seeking its first official regular season home-and-home sweep of Wisconsin since 1992. (Note: *The Buckeyes swept the season series in 1999 and 2000, but three of those four wins were vacated by the NCAA.*)
- The Buckeyes rebounded from its toughest offensive night of the season at Indiana last Thursday to enjoy its best offensive night in a 95-87 victory over Northwestern last Sunday.
- E.J. Liddell led the way against the Wildcats with a career-high 34 points. He made his first six shots of the game, which included five three-pointers. He became the first Buckeye in program history to make five three-pointers and block five shots in the same game.
- Liddell is currently the only player in the country averaging 20.0 points, 7.0 rebounds, 3.0 blocks and 2.5 assists per game.
- Freshman Malaki Branham has stepped up the last three games. The reigning two-time Big Ten Freshman of the Week has scored 72 points (24 ppg) over the last three games, including a 35-point outburst at Nebraska on Jan. 2. That eclipsed the 63 points he scored in the first 10 games of the season.
- Jamari Wheeler has done a little of everything for the Buckeyes this year and that fact was no more evident than this past Sunday. Wheeler scored eight points, grabbed a game-high eight rebounds, dished-out a team-high six assists and swiped a season-high five steals in the win over the Wildcats.
- Ohio State's 95 points against Northwestern were the most in a Big Ten game since scoring 106 vs. Penn State on Dec. 7, 2019. It was also just the second Big Ten game of 95 or more points for the Buckeyes dating back to the 2006-07 season.
- Other key players stepped up against Northwestern like Zed Key going 4-for-4 from the floor and Meechie Johnson Jr. and Cedric Russell combining to shoot 5-of-6 from long range.



#0 MEECHIE JOHNSON JR.

FR • G • 6-2 • 172 • CLEVELAND, OHIO / GARFIELD

PPG	RPG	MPG	BLK	STL	APG	FG%	3FG%	FT%
6.6	1.6	19.7	1	12	1.3	.368	.400	.714

- Hit game-winning 3-pt vs. Seton Hall
- Career-high 14 pts at Xavier
- Early enrollee in Dec. of 2020
- Played in 17 games in 2021
- Took part in Team USA U19 camp in 2021

Season	Highs	Career
14 - 11/18/21	Pts.....14	11/18/21
5 - 11/9/21	Rebs.....5	11/9/21
3 (2x) - 11/18/21	Asts.....3 (2x)	11/18/21
4 - 11/15/21	Stls.....4	11/15/21
1 - 12/11/21	Blks.....1 (2x)	12/11/21



#1 JIMMY SOTOS

GRAD • G • 6-3 • 200 • ELK GROVE VILLAGE, ILL. / BUCKNELL

PPG	RPG	MPG	BLK	STL	APG	FG%	3FG%	FT%
1.9	1.0	8.6	1	1	1.3	.556	.600	.500

- Transfer from Bucknell
- Played in 12 games in 2020-21 before a shoulder injury
- Has played in 120 career games
- Has over 1 million Tik Tok followers

Season	Highs	Career
6 - 11/22/21	Pts.....24	11/23/19
4 - 11/24/21	Rebs.....8	12/29/17
3 - 11/15/21	Asts.....12	12/25/18
1 - 11/15/21	Stls.....6	2/19/19
1 - 11/22/21	Blks.....2 (4x)	1/25/20



#2 CEDRIC RUSSELL

GRAD • G • 6-2 • 190 • ALEXANDRIA, LA. / PEABODY MAGNET/LOUISIANA

PPG	RPG	MPG	BLK	STL	APG	FG%	3FG%	FT%
3.4	0.5	9.4	0	0	0.4	.414	.455	.750

- Huge gm vs. Duke, 12 pts on 3-3 from deep
- Has made 276 career three-pointers
- Transfer from Louisiana where he graduated with a sports management degree
- Averaged 17.2 ppg last season at UL

Season	Highs	Career
12 - 11/30/21	Pts.....34	3/7/19
3 - 11/30/21	Rebs.....8	2/22/20
2 - 1/9/22	Asts.....6	1/20/20
.....	Stls.....5	3/14/19
.....	Blks.....1 (9x)	2/29/20



#3 EUGENE BROWN III

SO • G • 6-6 • 195 • CONYERS, GA. / SOUTHWEST DEKALB

PPG	RPG	MPG	BLK	STL	APG	FG%	3FG%	FT%
2.1	2.0	9.7	2	1	0.5	.471	.333	.000

- Career-high 12 pts vs. BGUSU
- Three and D guy
- One of the team's better defenders

Season	Highs	Career
12 - 11/15/21	Pts.....12	11/15/21
8 - 11/18/21	Rebs.....8	11/18/21
2 - 11/15/21	Asts.....2	11/15/21
1 - 11/18/21	Stls.....1 (4x)	11/18/21
1 (2x) - 1/9/22	Blks.....2	12/30/20



#10 JUSTIN AHRENS

GRAD • G • 6-6 • 195 • VERSAILLES, OHIO / VERSAILLES

PPG	RPG	MPG	BLK	STL	APG	FG%	3FG%	FT%
7.5	3.0	27.0	1	6	1.3	.368	.378	.737

- One of four team captains
- 23 threes away from Top 10 in OSU history
- Has made multiple 3s nine times this year
- Shooting over 41 from beyond the arc in his career

Season	Highs	Career
17 - 11/22/21	Pts.....29	2/26/19
6 - 11/30/21	Rebs.....7 (3x)	1/3/21
3 (3x) - 11/24/21	Asts.....3 (3x)	11/24/21
2 - 1/9/22	Stls.....2 (5x)	11/22/21
1 - 11/30/21	Blks.....2 (2x)	3/19/21



#14 JUSTICE SUEING

SR • F • 6-7 • 215 • HONOLULU, HAWAII / MATER DEI / CAL

PPG	RPG	MPG	BLK	STL	APG	FG%	3FG%	FT%
6.0	3.5	15.0	0	1	0.0	.385	.000	1.000

- One of four team captains
- Julius Erving Small Forward of the Year Watch List
- The team's "Swiss Army Knife" because of his versatility at multiple positions

Season	Highs	Career
10 - 11/12/21	Pts.....27 (2x)	1/12/19
4 - 11/12/21	Rebs.....11 (2x)	2/4/21
.....	Asts.....6	2/28/19
1 - 11/12/21	Stls.....5 (2x)	1/27/21
.....	Blks.....2 (5x)	1/27/21



#22 MALAKI BRANHAM

FR • G • 6-5 • 180 • COLUMBUS, OHIO / ST. VINCENT-ST. MARY'S

PPG	RPG	MPG	BLK	STL	APG	FG%	3FG%	FT%
10.4	3.5	25.3	3	10	1.9	.458	.419	.923

- Had a breakout night at Nebraska (1/2), scoring OSU B1G Frosh record 35 pts
- Big Ten Freshman of the Week the last two weeks
- Ohio's Mr. Basketball as a senior in 2021

Season	Highs	Career
35 - 1/2/22	Pts.....35	1/2/22
6 (2x) - 1/2/22	Rebs.....6	1/2/22
5 - 1/9/22	Asts.....5	1/9/22
3 (2x) - 1/9/22	Stls.....3	1/9/22
1 (3x) - 1/9/22	Blks.....1	1/9/22



#23 ZED KEY

SO • F • 6-8 • 245 • BAY SHORE, N.Y. / LONG ISLAND LUTHERAN

PPG	RPG	MPG	BLK	STL	APG	FG%	3FG%	FT%
9.3	5.7	22.7	10	2	0.7	.619	.000	.607

- Breakout game vs. Duke with a career and game-high 20 pts
- Buckeyes are 11-0 when he scores 10 or more in a game
- Had career-high 14 rebs at Neb (1/2)
- Game-winner on opening night vs. Akron

Season	Highs	Career
20 - 11/30/21	Pts.....20	11/30/21
14 - 1/2/22	Rebs.....14	1/2/22
2 (2x) - 1/2/22	Asts.....2 (4x)	1/2/22
2 - 1/6/22	Stls.....2	1/6/22
3 - 11/12/21	Blks.....3 (2x)	11/12/21



#24 KALEN ETZLER

FR • F • 6-8 • 200 • VAN WERT, OHIO / CRESTVIEW

PPG	RPG	MPG	BLK	STL	APG	FG%	3FG%	FT%
0.0	0.0	0.0	0	0	0.0	.000	.000	.000

- Likely will redshirt this season
- An athletic forward who can play the four position
- Will put on size and strength as the year goes along

Season	Highs	Career
.....	Pts.....
.....	Rebs.....
.....	Asts.....
.....	Stls.....
.....	Blks.....



#25 KYLE YOUNG

GRAD • F • 6-8 • 225 • CANTON, OHIO / JACKSON

PPG	RPG	MPG	BLK	STL	APG	FG%	3FG%	FT%
9.0	5.8	21.5	7	5	1.1	.564	.417	.871

- One of the team's four captains
- Grabbed a career-high 14 rebs vs. Wisc
- Career-high 18 pts vs. Towson
- In his fifth year with the program

Season	Highs	Career
18 - 12/8/21	Pts.....18 (3x)	12/8/21
14 - 12/11/21	Rebs.....14	12/11/21
3 - 11/22/21	Asts.....5	2/18/21
2 - 11/15/21	Stls.....2 (7x)	11/15/21
1 (76x) - 1/9/22	Blks.....2 (8x)	3/6/21



#31 SETH TOWNS

GRAD • F • 6-8 • 230 • COLUMBUS, OHIO / NORTHLAND / HARVARD

PPG	RPG	MPG	BLK	STL	APG	FG%	3FG%	FT%
0.0	0.0	0.0	0	0	0.0	.000	.000	.000

- Transfer from Harvard who is in his second season with the program
- Had back surgery in Sept. and is targeting a Dec. return
- Ivy League Player of the Year in 2017-18

Season	Highs	Career
.....	Pts.....31	2/2/18
.....	Rebs.....12 (2x)	3/10/18
.....	Asts.....6	2/3/18
.....	Stls.....3	2/23/18
.....	Blks.....4	3/13/21



#32 E.J. LIDDELL

JR • F • 6-7 • 240 • BELLEVILLE, ILL. / WEST

PPG	RPG	MPG	BLK	STL	APG	FG%	3FG%	FT%
20.1	7.2	30.8	41	7	2.7	.509	.373	.756

- Career-high 34 pts vs. NW (1/9) on 5-of-7 from long range
- 62 pts away from 1,000 career pts
- 20+ pts six times this season
- One of team's four captains

Season	Highs	Career
34 - 1/9/22	Pts.....34	1/9/22
14 - 11/30/21	Rebs.....14 (2x)	11/30/21
7 - 1/2/22	Asts.....7	1/2/22
3 - 12/5/21	Stls.....3 (2x)	3/14/21
8 - 11/18/21	Blks.....8	11/18/21



#42 HARRISON HOOKFIN

SR • F • 6-6 • 195 • LEBANON, OHIO / LEBANON

PPG	RPG	MPG	BLK	STL	APG	FG%	3FG%	FT%
0.0	0.5	2.0	0	0	0.0	.000	.000	.000

- Team's only walk-on
- One of the most fit players on the team
- A workout warrior
- A biology major in his fourth year with the program

Season	Highs	Career
.....	Pts.....4	11/25/20
1 - 11/15/21	Rebs.....3	12/30/20
.....	Asts.....
.....	Stls.....1	11/29/19
.....	Blks.....



#50 JOEY BRUNK

GRAD • C • 6-11 • 255 • INDIANAPOLIS, IND. / SOUTHPORT/BUTLER/INDIANA

PPG	RPG	MPG	BLK	STL	APG	FG%	3FG%	FT%
1.4	1.1	5.8	2	1	0.3	.700	.000	.750

- Is 7-of-10 from the floor this year
- 4-year player -- played at Butler for Holtmann as a Fr. before transferring to Indiana
- Played in all 32 games, making 31 starts, at Indiana as a redshirt-junior in 2019-20

Season	Highs	Career
6 - 1/6/22	Pts.....20	1/9/19
5 - 11/15/21	Rebs.....14	12/21/19
3 - 11/15/21	Asts.....4 (2x)	11/25/19
1 - 1/6/22	Stls.....2 (2x)	11/20/19
1 (2x) - 11/24/21	Blks.....2 (2x)	1/18/20



#55 JAMARI WHEELER

GRAD • G • 6-1 • 170 • LIVE OAK, FLA. / THE ROCK SCHOOL/PENN ST.

PPG	RPG	MPG	BLK	STL	APG	FG%	3FG%	FT%
6.9	3.8	30.3	0	22	4.3	.485	.385	.917

- Had a great return to PSU on Dec. 5, registering multiple season-highs
- Transfer from Penn State
- Two-time Big Ten All-Defensive Team
- Led B1G in steals per game the last 2 years

Season	Highs	Career
16 - 1/2/22	Pts.....19	3/10/21
8 - 1/9/22	Rebs.....9	2/14/21
8 - 12/5/21	Asts.....9	3/10/19
5 - 1/9/22	Stls.....6	12/17/17
.....	Blks.....2	1/9/18



CHRIS HOLTMANN

TAYLOR, 1994

Record at Ohio State
97-47 (5th season)

Overall Coaching Record
211-132 (11th season)

- Three-time Naismith National Coach of the Year Finalist (2015, 2018, 2021)
- Big Ten Coach of the Year (2018)
- Big South Coach of the Year (2013)
- Big East Coach of the Year (2017)

- Has won 20+ games each of the last eight seasons
- 6 NCAA Tournament appearances
- His 87 wins over 1st 4 years were 3rd-most behind Thad Matta and Fred Taylor

2021-22 ROSTER BREAKDOWN

BY CLASS

Graduates (6)

Joey Brunk
Cedric Russell
Jimmy Sotos
Seth Towns
Jamari Wheeler
Kyle Young

Seniors (3)

Justin Ahrens
Harrison Hookfin
Justice Sueing

Juniors (1)

E.J. Liddell

Sophomores (2)

Eugene Brown III
Zed Key

Freshman (3)

Malaki Branham
Kalen Etzler
Meechie Johnson, Jr.

BY STATE

Ohio (7)

Justin Ahrens
Malaki Branham
Kalen Etzler
Harrison Hookfin
Meechie Johnson, Jr.
Seth Towns
Kyle Young

Florida (1)

Jamari Wheeler

Georgia (1)

Eugene Brown III

Hawaii (1)

Justice Sueing

Illinois (2)

E.J. Liddell
Jimmy Sotos

Indiana (1)

Joey Brunk

Louisiana (1)

Cedric Russell

New York (1)

Zed Key

No.	Name	Pos.	Ht.	Wt.	Cl.	Hometown	H.S./Last School
0	Meechie Johnson Jr.*	G	6-2	172	Fr.	Cleveland, Ohio	Garfield Heights
1	Jimmy Sotos*	G	6-3	200	Grad.	Elk Grove Village, Ill.	Conant / Bucknell
2	Cedric Russell	G	6-2	190	Grad.	Alexandria, La.	Peabody Magnet / Louisiana
3	Eugene Brown III*	G	6-6	195	So.	Conyers, Ga.	Southwest DeKalb
10	Justin Ahrens***	F	6-6	195	Sr.	Versailles, Ohio	Versailles
14	Justice Sueing*	F	6-6	210	R-Sr.	Honolulu, Hawaii	Mater Dei / California
22	Malaki Branham	G	6-5	180	Fr.	Columbus, Ohio	St. Vincent-St. Mary's
23	Zed Key*	F	6-8	245	So.	Bay Shore, N.Y.	Long Island Lutheran
24	Kalen Etzler	F	6-8	200	Fr.	Van Wert, Ohio	Crestview
25	Kyle Young****	F	6-8	225	Grad.	Canton, Ohio	Jackson
31	Seth Towns*	F	6-8	230	Grad.	Columbus, Ohio	Northland / Harvard
32	E.J. Liddell**	F	6-7	240	Jr.	Belleville, Ill.	West
42	Harrison Hookfin***	F	6-6	195	Sr.	Lebanon, Ohio	Lebanon
50	Joey Brunk	C	6-11	255	Grad.	Indianapolis, Ind.	Southport H.S. / Butler / Indiana
55	Jamari Wheeler	G	6-1	170	Grad.	Live Oak, Fla.	The Rock School / Penn State

* denotes letters earned at Ohio State

SOCIAL MEDIA ROSTER

No.	Name	Twitter	Instagram	TikTok
0	Meechie Johnson Jr.	MeechieJohnson0	meechie.1	meechie.1
1	Jimmy Sotos	SotosShow4	jsotos1	jimmysotos4
2	Cedric Russell	CeddypDaChief	ceddyp0	ceddyp00
3	Eugene Brown III	eugenebrown3_	eugenebrown3_	eugenebrown3_
10	Justin Ahrens	ahrensjustin12	_justinahrens	
14	Justice Sueing	JusticeSueing	justicesueing	justicesueing
22	Malaki Branham	MalakiBranham	malakibranham_	malaki22
23	Zed Key	iamzedkey	iamzedkey	iamzedkey
24	Kalen Etzler	kalen_etzler24	kalenetzler	
25	Kyle Young	kyle_young25	kyle.young25	kyle.young25
31	Seth Towns	219setty	219setty	219setty
32	E.J. Liddell	EasyE2432	ejliddell	ejliddell
42	Harrison Hookfin	harrisonhookfin	harrisonhookfin	
50	Joey Brunk	JoeyBrunk	joeybrunk	joeybrunk
55	Jamari Wheeler	Jamariwheeler5	jamari_kingwheeler5	jamariwheeler5

COACHES AND STAFF

Chris Holtmann, Head Coach
Ryan Pedon, Assistant Coach
Jake Diebler, Assistant Coach
Tony Skinn, Assistant Coach

David Egelhoff, Director of Basketball Operations
Mike Netti, Special Assistant to the Head Coach
Brad Watson, Athletic Trainer
Quadrian Banks, Strength and Conditioning Coach
Terence Dials, Director of Professional Development
Kyle Davis, Video Coordinator
Robbie Rucki, Program Assistant
John McCausland, Program Assistant

PRONUNCIATION GUIDE

Players

Justin Ahrens.....ARRNS
Kalen Etzler.....KAY-lin
E.J. Liddell.....lih-DELL
Malaki Branham.....MAL-uh-kye BRAN-umm
Justice Sueing.....SUE-ing

Coaches

Quadrian Banks.....KWAY-dree-un
Jake Diebler.....DEEB-ler

MAJORS

Justin Ahrens.....Hospitality Management
Malaki Branham.....Sport Industry
Eugene Brown III.....Business
Joey Brunk.....Criminal Justice Administration
Kalen Etzler.....University Exploration
Harrison Hookfin.....Biology
Meechie Johnson Jr.Marketing
Zed Key.....University Exploration
E.J. Liddell.....Journalism
Cedric Russell.....Sport Industry
Jimmy Sotos.....Sport Management
Justice Sueing.....Psychology
Seth Towns.....Sport Management
Jamari Wheeler.....Sports Coaching
Kyle Young.....Sport Management

PLAYERS BY HEIGHT

Joey Brunk.....6-11
Kalen Etzler, Zed Key, Seth Towns, Kyle Young.....6-8
E.J. Liddell.....6-7
Justin Ahrens, Eugene Brown III, Justice Sueing.....6-6
Harrison Hookfin
Malaki Branham.....6-5
Jimmy Sotos.....6-3
Meechie Johnson, Jr., Cedric Russell.....6-2
Jamari Wheeler.....6-1

UNIVERSITY AT A GLANCE

Name of School	The Ohio State University
City (Pop.)	Columbus, Ohio (1.7 m)
Founded	1870
Enrollment	57,466
Nickname	Buckeyes
School Colors	Scarlet (PMS 200) & Gray (PMS 429)
Mascot	Brutus Buckeye
Primary Arena Name	Value City Arena (19,049)
Affiliation	NCAA Division I
Conference	Big Ten Conference
President	Dr. Kristina M. Johnson
AD & Associate Vice President	Eugene Smith
Alma Mater, Year	Notre Dame, 1977
Associate AD/SWA	Janine Oman
Ticket Office Phone	614-292-2624 or 1-800-GO-BUCKS

BASKETBALL HISTORY

First Year of Basketball.....	1898
All-Time Record (Years)*	1,740-1,116 (123rd season)
NCAA Appearances	30
NCAA Record	51-29 (30)
National Championships.....	1 (1960)
National Runners-up	4
NCAA Final Fours.....	10
NCAA Elite Eights.....	14
NCAA SWEET 16s.....	14
NIT Appearances	9
NIT Record.....	19-8
NIT Championships	2
NIT Runner-up	1
Big Ten Conference Season	109th
All-Time Big Ten Regular Season Record*	829-733
Big Ten Championships	20
Outright Big Ten Titles	13
Big Ten Tournament Title Game Appearances	9
Big Ten Tournament Titles.....	4
Big Ten Tournament Record	30-16

*The NCAA vacated 113 games (82-31) between 1998-99 and 2001-02

BASKETBALL STAFF

Head Coach	Chris Holtmann
Alma Mater, Year	Taylor (Ind.), 1994
Assistant Coaches	Ryan Pedon (Wooster, 2000)
.....	Jake Diebler (Valparaiso, 2009)
.....	Tony Skinn (George Mason, 2006)
Director of Basketball Operations.....	David Egelhoff
Director of Professional Development.....	Terence Dials
Special Assistant to the Head Coach	Mike Netti
Coordinator, Recruiting & Operations.....	Kyle Davis
Graduate Assistant.....	Greg Oden
Program Assistant.....	Robbie Rucki
Program Assistant.....	John McCausland
Strength/Conditioning	Quadrian Banks
Athletic Trainer.....	Brad Watson
Team Physician	Dr. Grant Jones
Equipment Manager.....	Eric Buchanan
Athletic Academic Counselor.....	Megan Leitnaker
Athletic Administrator.....	Dan Cloran

RADIO INFORMATION

Radio Station	97.1 FM The Fan
Radio Contact Person	Skip Motic
Phone	614-460-3850
Play-by-Play Announcer	Paul Keels
Analyst	Ron Stokes

ATHLETICS COMMUNICATIONS

Men's Basketball Contact.....	Gary Petit
E-mail:	petit.38@osu.edu
Work:	614-292-3270
Cell:	740-516-4370
Website:	www.OhioStateBuckeyes.com

LIDDELL HAS RARE NIGHT VS. NORTHWESTERN

- After making just five combined shots in the first two games back from the three-week break, junior E.J. Liddell got back on track in a big way vs. Northwestern.
- He hit his first six shots of the game, including five three-pointers, and had 17 points in the first five minutes.
- Liddell finished the game with a career-high 34 points on a career-best 5-of-7 from long range. He also blocked five shots.
- He is the only player in college basketball over the last 15 years to score 30 points, hit five three-pointers and block five shots.
- He is also the only player in school history with five three-pointers and five blocks in the same game.

E.J. LIDDELL - DOING IT ALL

- E.J. Liddell has been one of the best players in the country this season.
- He is averaging 20.1 points, 7.2 rebounds, 3.2 blocks and 2.8 assists per game.
- Over the last 29 years, only Tim Duncan has averaged 20 points, 7.0 rebounds, 3.0 blocks and 2.5 assists in a season.
- He has been in double-figures in every game and has posted six 20-point games.
- He has blocked multiple shots in a game nine times and has also dished-out three or more assists in a game seven times
- He is fourth in the conference in points per game (20.1)
- He leads the conference and is 10th nationally in blocked shots per game at 3.2
- Liddell has shot 90 free throws and made 68 on the season. Both totals are second-best in the Big Ten and in the Top 25 nationally.

BRANHAM BACK-TO-BACK B1G FRESHMAN OF THE WEEK

- Malaki Branham was named the Big Ten Freshman of the Week in back-to-back weeks on Jan. 3 and Jan. 10 after his performances against Nebraska, Indiana and Northwestern.
- He is the first Buckeye to earn Big Ten Freshman of the Week honors in back-to-back weeks since DeAngelo Russell won the award in the first two weeks of February in 2015.
- Branham scored a career-high 35 points on 6-of-10 from long range in the win at Nebraska and then followed that by leading the team with 13 points at Indiana. Against Northwestern, he scored 24 points on 13-of-14 shooting from the free throw line and also dished-out a career-high five assists.

BRANHAM BREAKS OUT AT NEBRASKA

- Freshman Malaki Branham had a tough game against Wisconsin and couldn't wait to get back out on the court.
- It certainly showed against Nebraska on Jan. 2, as the Columbus native poured in a season-high 35 points on 13-of-19 shooting and 6-of-10 from long range
- The 35 points are the most by an OSU freshman in a Big Ten game and second only to Jared Sullinger who scored 40 vs. IUPUI as a freshman in 2010
- The 35 points also tie Keita Bates-Diop for the

most by any OSU player in a Big Ten game since 2000

- Branham's six three-pointers tie an OSU freshman record for the most in a single game. He entered the night just 5-of-15 combined from long range on the season
- His 13 field goals are tied for the second-most by an OSU freshman in a game in program history
- The 35 points are also tied for the second-most in a game by any freshman in the country this season
- He also tied a season-high with six rebounds

BUCKEYES HITTING FROM DEEP

- Ohio State is averaging 9.3 three-point field goals per game this season which is third in the Big Ten.
- The Buckeyes have seven games this season with 10 or more three-pointers
- They are shooting 39.2 percent from beyond the arc which is third in the conference and in the Top 15 nationally
- The Buckeyes made 16 three-pointers in the overtime win at Nebraska on Jan. 2. The 16 triples tied for the fourth-most in a game in program history

LONG BREAK BETWEEN GAMES

- The last two seasons playing amidst a global pandemic has brought about a number of firsts.
- This season's 22-day break between games on Dec. 11 and Jan. 2 is Ohio State's longest stretch between games in the same season since the 1943 and 1944 seasons.
- The Buckeyes earned a spot in the NCAA East Regional each of those seasons and had extended breaks between the final game of the regular season and the first game of the regional.
- In 1944, OSU played on Feb. 24 vs. Indiana and then not again until it beat Kentucky 45-37 at Madison Square Garden on March 22. That was a 29-day break.
- In 1943, the Buckeyes had a 27-day break between Feb. 25 and March 24.

LIDDELL NAMED B1G PLAYER OF THE WEEK

- Junior forward E.J. Liddell led the Buckeyes to wins over Towson and No. 22 Wisconsin and was named the Big Ten Player of the Week on Dec. 13.
- Liddell averaged 21.5 points, 8.0 rebounds, 3.5 assists and shot 63.6 percent from the floor. He was also 13-of-15 from the free throw line.
- In the runaway against Wisconsin, he had a game-high 28 points on a career-best 11-of-16 shooting. He was also just one rebound away from a double-double, finishing with nine boards to go along with four assists and two blocks.
- This was the first Player of the Week honor for Liddell.
- The Buckeyes have had just one Player of the Week honoree each of the last three seasons – Kaleb Wesson on 12/24/18, Kaleb Wesson on 11/18/19 and Duane Washington Jr. on 2/22/21.

FIRST POINTS / FIRST SUBSTITUTION

Opponent	1st Pts	How	Time	Opp	1st Sub	Time	1	2	3	4	5
Indianapolis	Ahrens	3-pointer	19:41	19:05	Brunk-Key	17:32	Wheeler	Johnson Jr.	Ahrens	Liddell	Key
AKRON	Key	Lay-in	18:30	19:35	Sueing-Key	14:28	Wheeler	Johnson Jr.	Ahrens	Liddell	Key
NIAGARA	Key	FT	19:24	19:02	Johnson Jr.-Branham	15:39	Wheeler	Branham	Ahrens	Liddell	Key
BOWLING GREEN	Wheeler	3-pointer	19:40	15:44	Brunk-Key	17:33	Wheeler	Branham	Ahrens	Liddell	Key
at Xavier	Liddell	Lay-in	17:24	19:46	Young-Key	16:54	Wheeler	Branham	Ahrens	Liddell	Key
vs. Seton Hall	Ahrens	3-pointer	19:25	19:47	Key-Brunk	16:13	Wheeler	Branham	Ahrens	Liddell	Brunk
vs. Florida	Liddell	Jumper	19:09	17:08	Johnson Jr.-Wheeler	14:59	Wheeler	Branham	Ahrens	Liddell	Brunk
DUKE	Key	Lay-in	17:40	18:43	Young-Key	14:55	Wheeler	Branham	Ahrens	Liddell	Key
at Penn State	Branham	3-pointer	19:41	18:45	Johnson Jr.-Branham	16:24	Wheeler	Branham	Ahrens	Liddell	Key
TOWSON	Key	Jumper	19:06	18:46	Young-Liddell	16:21	Wheeler	Branham	Ahrens	Liddell	Key
WISCONSIN	Liddell	3-pointer	19:20	18:29	Young-Key	15:12	Wheeler	Branham	Ahrens	Liddell	Key
at Nebraska	Branham	3-pointer	18:18	17:58	Johnson Jr.-Branham	14:25	Wheeler	Branham	Ahrens	Liddell	Key
at Indiana	Branham	Lay-in	18:42	19:55	Young-Key	17:12	Wheeler	Branham	Ahrens	Liddell	Key
NORTHWESTERN	Liddell	Jumper	19:34	19:17	Key-Young	14:37	Wheeler	Branham	Ahrens	Liddell	Young

LAST TIME OUT

Northwestern 87
#13/12 Ohio State 95

Sunday, Jan. 9 in Columbus, Ohio

RECAPING THE NORTHWESTERN GAME

- Coming off its worst offensive game of the season, No. 13/12 Ohio State enjoyed its best offensive game of the year as the Buckeyes scored a season-high in a 95-87 victory over Northwestern.
- Junior forward E.J. Liddell was a big reason why as he scored a career-high 34 points on a career-best 5-of-7 from long range. Liddell made just five combined shots over the last two games but came out on Sunday and made his first six shots from the floor, including 5-of-5 from deep. He had 17 points in the first five minutes.
- Freshman Malaki Branham continued his recent hot streak. He finished with 24 points on 13-of-14 from the free throw line and dished-out a season-high five assists.
- Jamari Wheeler, who was the shortest player on the floor, grabbed a game-high and season-high eight rebounds. He also had eight points, six assists and five steals.
- Zed Key was strong inside, going 4-of-4 from the floor to finish with eight points and three rebounds.
- Meechie Johnson Jr. and Cedric Russell came off the bench and made their presence felt, combining to go 5-of-6 from long range and finishing with six and nine points, respectively.
- Ohio State shot 56.9 percent from the field and was 26-of-27 from the free throw line. The free throw shooting was key as the Buckeyes ran out to an early lead thanks to Liddell's hot start and was able to keep the Wildcats at arm's length the rest of the way.
- The Buckeyes took as much as a 15-point lead in the first half and led 51-39 at the break thanks to a season-high 66.7 percent shooting in the opening half. Northwestern used an 8-0 run to creep to within four at 55-51 with 15:45 to play. But a 13-5 Buckeye run over the next five minutes helped restore and gave OSU some breathing room.
- Northwestern got as close as six a couple of times in the final 3:20 but wasn't able really threaten down the stretch.

MILESTONE WATCH

Top-10 Career 3-pointers (147) Current Mark
Justin Ahrens 124

1,000 Career Points Current Mark
E.J. Liddell 938

500 Career Rebounds Current Mark
E.J. Liddell 403

400 Career Assists Current Mark
Jamari Wheeler 388

1,000 Career Points Current Mark
Seth Towns 920

100 Wins at OSU Current Mark
Chris Holtmann 97

AHRENS HUNTS HIS SHOT, AND USUALLY MAKES IT

- Senior captain Justin Ahrens is the team's three-point specialist. He is constantly hunting his shot and when he gets it, he usually hits it.
- Ahrens is shooting over 40 percent from distance in his career.
- He has made 123 career three-pointers and just 13 shots from inside the arc.
- This season, he has only attempted two shots from two-point range.
- Ahrens and the Buckeyes are 21-3 when he makes three or more three-pointers in a game.

AHRENS CLOSING IN ON OSU TOP-10

- Justin Ahrens has made 124 career three-pointers and is nearing the Top-10 in program history.
- He trails Sean Connolly (2001-03) and Ne-shaun Coleman (1996-99) for the tenth spot. They both made 147 three-pointers in their careers.
- Ahrens' career three-point percentage of .404 is currently second in school history behind Doug Etzler's career mark of .446 (107-of-240)

BUCKEYES OPEN 110TH SEASON OF BIG TEN WITH A WIN

- With the 76-64 victory at Penn State on Dec. 5, the Buckeyes are now 60-47 in league openers
- They are 74-33 in the first conference home game of the season and 40-67 in league road openers.
- Ohio State is 41-20 when the first conference game of the year is at home and 20-27 when opening conference play on the road.
- The Buckeyes also beat Penn State 106-74 in the first conference game of the 2019-20 season in Columbus.

MISCELLANEOUS STATS

Player	GAMES STARTED		
	21-22	Career	Streak
Jamari Wheeler	13	96	38
Justice Sueing	-	92	-
Jimmy Sotos	-	79	-
Kyle Young	1	66	1
Cedric Russell	-	60	-
Joey Brunk	2	46	-
Seth Towns	-	45	-
E.J. Liddell	13	41	38
Justin Ahrens	13	34	18
Zed Key	10	11	-
Malaki Branham	12	12	12
Johnson Jr.	1	1	-

GAMES SCORED IN DOUBLE-FIGURES

Player	21-22	Career
Cedric Russell	1	68
Justice Sueing	1	64
Seth Towns	-	47
E.J. Liddell	13	44
Jimmy Sotos	-	35
Kyle Young	5	28
Joey Brunk	-	17
Jamari Wheeler	1	14
Justin Ahrens	3	12
Zed Key	6	11
Malaki Branham	4	4
Meechie Johnson Jr.	2	2
Eugene Brown III	1	1

20-POINT GAMES

Player	21-22	Career
Cedric Russell	-	19
Seth Towns	-	14
E.J. Liddell	5	13
Justice Sueing	-	12
Jimmy Sotos	-	6
Justin Ahrens	-	1
Joey Brunk	-	1
Zed Key	1	1
Malaki Branham	1	1

30-POINT GAMES

Player	21-22	Career
Seth Towns	-	2
Cedric Russell	-	2
Malaki Branham	1	1
E.J. Liddell	1	1

10-REBOUND GAMES

Player	21-22	Career
E.J. Liddell	2	7
Justice Sueing	-	7
Joey Brunk	-	6
Seth Towns	-	5
Kyle Young	1	5
Zed Key	1	2

DOUBLE-DOUBLES

Player	21-22	Career
E.J. Liddell	2	6
Justice Sueing	-	5
Seth Towns	-	4
Kyle Young	-	3
Joey Brunk	-	2
Zed Key	-	1
Jimmy Sotos	-	1

WINNING THE OPENING TIP

Player	21-22
Zed Key	3-7
Joey Brunk	0-2
E.J. Liddell	0-1

Player	Charges Drawn	3-Pt Plays	Dunks	Go-Ahead Threes
Justin Ahrens	-	1-1	-	8
Malaki Branham	-	-	4	5
Eugene Brown III	1	-	2	-
Meechie Johnson Jr.	-	1-1	-	1
Zed Key	-	-	14	-
E.J. Liddell	-	5-7	6	5
Cedric Russell	-	-	-	2
Jimmy Sotos	-	-	-	1
Jamari Wheeler	1	-	-	2
Kyle Young	3	6-6	4	1
Total	5	13-15	30	25
Opponent	8	19-26		

BIG TEN STANDINGS

(As of Jan. 10, 2021)

TEAM	CONFERENCE	OVERALL	PF-PA	H	A	N	STRK
Michigan State	4-0 1.000	13-2 0.867	1137-983	7-0	3-0	3-2	W8
Illinois	4-0 1.000	11-3 0.786	1126-904	7-1	2-1	2-1	W4
Wisconsin	4-1 0.800	13-2 0.867	1075-974	7-1	3-1	3-0	W5
Ohio State	4-1 0.800	10-3 0.769	990-908	7-0	2-2	1-1	W1
Rutgers	3-1 0.750	9-5 0.643	985-916	9-1	0-4	0-0	W4
Indiana	3-2 0.600	12-3 0.800	1124-912	11-0	0-3	1-0	W2
Purdue	2-2 0.500	13-2 0.867	1277-999	8-1	1-1	4-0	W1
Penn State	2-3 0.400	7-6 0.538	875-861	5-3	1-2	1-1	L1
Michigan	1-2 0.333	7-6 0.538	946-869	4-2	1-3	2-1	L2
Minnesota	1-3 0.250	10-3 0.769	905-843	5-2	3-1	2-0	L2
Iowa	1-3 0.250	11-4 0.733	1301-1074	9-1	1-3	1-0	L1
Northwestern	1-3 0.250	8-5 0.615	1014-850	6-2	1-2	1-1	L3
Maryland	0-4 0.000	8-7 0.533	1052-1016	6-4	0-2	2-1	L3
Nebraska	0-5 0.000	6-10 0.375	1186-1252	6-5	0-4	0-1	L3

LIDDELL SWATTED HIS WAY INTO THE RECORD BOOKS

- In the game at Xavier on Nov. 18, E.J. Liddell did his best to pull the Buckeyes out of an 11-point first-half hole.
- He finished the night with a game-high 17 points to go along with seven rebounds and a career-high eight blocked shots.
- He is just the third Ohio State player in program history with at least 17 points and eight or more blocks in a game.
- Herb Williams had 20 points, 17 rebounds and eight blocks vs. Iowa on Jan. 7, 1978.
- Brad Sellers did it in an NCAA Tournament game as he had 23 points, 13 rebounds and nine blocks vs. Louisiana Tech on March 24, 1986.

JOEY BRUNK NETS SEASON-HIGH IN FIRST GAME BACK AT ASSEMBLY HALL

- Joey Brunk spent two years at Indiana, playing in all 32 games of the 2019-20 season for the Hoosiers.
- He transferred to Ohio State in the summer of 2021 and returned to Indiana for the first time in Jan. 6, 2022.
- The 6-11 center went 2-of-2 from the floor and 2-of-2 from the line to finish with a season-high six points.
- His second bucket gave the Buckeyes an eight-point lead and forced an IU timeout. The smile on his face was a mile wide.

JAMARI WHEELER SHINES IN RETURN TO STATE COLLEGE

- Graduate transfer Jamari Wheeler certainly enjoyed his trip back to State College on Dec. 5.
- The Penn State graduate played in all 127 games for the Nittany Lions over the last four seasons and wouldn't you know it, the first Big Ten game this season was at Penn State.
- Amid the boos (and some cheers), Wheeler shined. He set season-highs in points (9), rebounds (5), assists (8), steals (3) and minutes played (37).

DECIDED AT THE BUZZER

- The Buckeyes have played three games this season that have been decided by a shot in the final seconds.
- OSU beat Akron with a lay-in at the horn by Zed Key.
- Meechie Johnson Jr. lifted the Buckeyes past

No. 21 Seton Hall on a three-pointer with two seconds left in the first game of the Rocket Mortgage Fort Myers Tip-off.

- Two nights later, Florida turned the tables with a running, pull-up three-pointer at the buzzer to steal a 71-68 victory in the championship game.
- This doesn't include the games against Xavier (11/18) and then No. 1 Duke (11/30) that were both one-possession games with less than 20 seconds to play.
- It also doesn't include the 8-point overtime win at Nebraska (1/2) where the Buckeyes erased a 5-point deficit in the final 30 seconds of regulation.

ONE-POINT GAMES

- The Buckeyes scored with less than a second remaining to beat Akron 67-66 on opening night.
- That was the 135th one-point game in program history and the Buckeyes are now 73-62 in those games.
- OSU has had just a single one-point game each of the last two seasons and then opened this year with a one-point game.
- Under Holtmann, the Buckeyes are 2-3 in one-point contests.
- OSU has won its last two one-point games. In addition to the win over Akron, the Buckeyes beat No. 4 Michigan 68-67 in the semifinals of the Big Ten Tournament last season.

KEY WAS THE KEY TO BEATING NO. 1 DUKE

- Sophomore Zed Key got his body into better shape during the offseason to prepare himself for being ready in the big moments.
- Against No. 1 Duke on Nov. 30, he certainly stepped up and the Buckeyes rode him to the win.
- Key found himself one-on-one in the post most of the night and delivered, to the tune of 8-of-15 shooting for a career-high 20 points.
- His previous high before that night was 14 points.

NATIONAL POLLS

ASSOCIATED PRESS

(JAN. 10)

Rk.	Team (No. 1 Votes)	Rec.	Pts.
1	Baylor (61)	15-0	1525
2	Gonzaga	12-2	1440
3	UCLA	10-1	1376
4	Auburn	14-1	1193
5	USC	13-0	1152
6	Arizona	12-1	1144
7	Purdue	13-2	1139
8	Duke	12-2	1130
9	Kansas	12-2	1031
10	Michigan State	13-2	1011
11	Houston	14-2	949
12	LSU	14-1	889
13	Wisconsin	13-2	784
14	Villanova	11-4	682
15	Iowa State	13-2	648
16	Ohio State	10-3	510
17	Xavier	12-2	453
18	Kentucky	12-3	438
19	Texas Tech	11-3	373
20	Seton Hall	11-3	342
21	Texas	12-3	282
22	Tennessee	10-4	277
23	Providence	14-2	250
24	Alabama	11-4	237
25	Illinois	11-3	208

Other opponents receiving votes: Indiana 12, Iowa 2

ESPN/USA TODAY COACHES

(JAN. 10)

Rk.	Team (No. 1 Votes)	Rec.	Pts.
1	Baylor (32)	15-0	800
2	Gonzaga	12-2	735
3	UCLA	10-1	702
4	Auburn	14-1	615
5	Purdue	13-2	606
6	Arizona	12-1	601
7	USC	13-0	595
8	Duke	12-2	590
9	Michigan State	13-2	558
10	Kansas	12-2	553
11	Houston	14-2	431
12	LSU	14-1	399
13	Wisconsin	13-2	391
14	Villanova	11-4	380
15	Ohio State	10-3	312
16	Iowa State	13-2	305
17	Kentucky	12-3	272
18	Seton Hall	11-3	219
19	Texas Tech	11-3	210
20	Providence	14-2	191
21	Xavier	12-2	190
22	Texas	12-3	154
23	Tennessee	10-4	131
24	Illinois	11-3	108
25	Alabama	11-4	105

Other opponents receiving votes: Indiana 6

RECORD BY UNIFORM COLOR	
Home White	5-0
Road Scarlet	2-1
Clark Kellogg era Scarlet	1-1
Jim Jackson era Gray	1-0
Anthracite Gray	1-0
Home White with script Buckeyes	0-1

BIG COMEBACK TO BEAT NO. 1 DUKE

- Ohio State was down 15 points early in the second half against No. 1 Duke on Nov. 30.
- The Buckeyes held Duke to just 7-of-31 shooting (22.6 percent) in the second half and the Blue Devils didn't make a field goal in the final five minutes.
- That allowed the Buckeyes to comeback and take the lead with less than a minute to play and held on for a 71-66 victory.
- That was the first time in 185 games in which Duke lost after leading by 10 or more at half-time (*ESPN Stats and Info*)
- The Blue Devils also don't give up 15-point leads very often.

BUCKEYES WIN AGAIN IN THE BIG TEN/ACC CHALLENGE

- Ohio State's win over No. 1 Duke on Nov. 30 bumped the Buckeyes' all-time record in the Big Ten/ACC Challenge to 9-11 in it's 20 appearances.
- The Buckeyes have won their matchup each of the last three seasons.
- OSU trounced another ACC blue-blood North Carolina 74-49 in Chapel Hill in 2019 and then took down Notre Dame 90-85 in South Bend last season.
- This year's meeting was the fourth meeting between Ohio State and Duke in the Big Ten/ACC Men's Basketball Challenge.
- Duke won the first meeting in 2002 in Greensboro, N.C., which was the Buckeyes' first appearance in the annual event. The teams then split the meetings in 2011 and 2012, with each team winning on its home court.
- Chris Holtmann's teams are 3-2 with the wins over Duke, Notre Dame and UNC and losses to Clemson and Syracuse.

BUCKEYES VS. NO. 1

- Following it's win over No. 1 Duke on Nov. 30, Ohio State is now 10-11 all time vs. the No. 1 ranked team in the AP poll.
- The Buckeyes are 7-5 at home vs. the No. 1 team. In fact, the last six times OSU has played No. 1, it has been played at Value City Arena.
- Overall, the Buckeyes have won eight of the last 11 meetings with the No. 1 ranked team.
- That streak dates back to a 90-84 overtime victory over No. 1 Duke in the ECAC Holiday Classic in New York on Dec. 29, 1978.
- In the win over Duke, Zed Key led the Buckeyes with a career-high 20 points. E.J. Liddell had a double-double with 14 points and 14 rebounds to go along with a career-high six assists. The

Buckeyes erased a 15-point second-half deficit and finished the game on a 14-1 run over the final five minutes.

OHIO STATE VS. THE AP TOP-10 AND TOP-5

- Ohio State is 78-139 (.359) all-time vs. teams in the AP Top-10
- The Buckeyes have won seven of the last 11 meetings vs. Top-10 ranked teams dating back to the start of the 2019-20 season
- Against just Top-5 teams, Ohio State is 42-73 (.365) all-time.
- The last win was a 71-66 victory over No. 1 ranked Duke on Nov. 30 of this season.
- The Buckeyes also split a pair of meetings with Top-5 Duke in 2011 and 2012

20-WIN SEASONS

- The Buckeyes are one of just three Power 5 programs to win 20 games the last four years, joining Kansas and Oregon.
- Broadening it out to three other conferences, Houston and Memphis from the AAC, Creighton from the Big East and Gonzaga from the WCC have also won 20 games in each of the last four seasons
- Any way you look at it, the Buckeyes are in rare 20-win company

HOLTMANN INKS TOP-10 CLASS IN 2022

- Head coach may not smile a ton on the court during the games but off the court, when looking at his 2022 signing class, he can't help but smile.
- The five-player class includes four-star point guard Bruce Thornton, 6-6 four-star forward Brice Sensabaugh, four-star guard Roddy Gayle Jr., 6-11 four-star center Felix Okpara and one of the top guards in Ohio in Bowen Hardman.
- **Thornton | G | 6-2, 205 | Alpharetta, Ga.** a consensus four-star recruit is ranked No. 41 overall in the class. Tough, gritty point guard. Led Milton to the Class 7A state title last season and a top-3 preseason ranking this year.
- **Sensabaugh | F | 6-6, 235 | Orlando, Fla.** A four-star recruit and Top-75 prospect. Didn't play last year due to injury but is regarded as one of the top scorers in the class
- **Gayle Jr. | G | 6-4, 195 | Niagara Falls, N.Y.** a two-time first team All-Western New York honoree before transferring to Wasatch Academy where he averaged 10 ppg and helped Wasatch to its best season in program history.
- **Okpara | C | 6-11, 215 | Lagos, Nigeria** a consensus four-star recruit who is ranked No. 50 overall in the class. Long, athletic center who is one of the top shot-blockers in the class. Moved from Nigeria to the states in 2018.
- **Hardman | G | 6-3, 175 | Cincinnati, Ohio** a three-star recruit who is one of the best shooting guards in Ohio. Averaged over 15 ppg last season and shot nearly 40 percent from beyond the arc.

A LOT OF EXPERIENCE

- Head coach Chris Holtmann is hoping experience can translate into wins.
- He has assembled a veteran group this season that has combined to play in 1,001 collegiate games.
- That is the most of any school in country entering this season.
- The leader of the group in terms of games played is Jamari Wheeler who played in 127 games at Penn State the last four seasons. He was named to the Big Ten All-Defensive Team each of the last two seasons.
- Cedric Russell, a transfer from Louisiana played in 124 games for the Ragin' Cajuns where he made 266 career three-pointers and averaged 16.0 ppg over the last two seasons.
- Kyle Young, a fifth-year graduate from Canton, Ohio, has played the most games in a Buckeye uniform entering the season with 108.

SIX GRADUATES ON THE ROSTER

- With the offseason additions of graduate transfers Joey Brunk (Indiana), Jamari Wheeler (Penn State) and Cedric Russell (Louisiana), the Buckeyes now have six players on the roster who have already received their undergraduate degrees.
- They join Jimmy Sotos, who graduated this past August, Kyle Young, who graduated in the spring of 2020 and Seth Towns, who graduated from Harvard in the spring of 2020.
- The six graduates on the same roster is tied for the most in the country.
- Below is a list of the six graduates, their undergrad degrees as well as the graduate program they are currently in.

Name	Undergrad	Grad program
Sotos	Economics	Sport Management
Russell	General Studies	Sport Industry/ Sports Coaching
Young	Sport Industry	Sport Management
Towns	Sociology	Sport Management
Brunk	Elem. Ed. (<i>Butler</i>)	Criminal Justice Admin
	Master's in Rec. Admin. (<i>Ind.</i>)	
Wheeler	Rehab. & Human Services	Sports Coaching



CHRIS HOLTMMANN AT A GLANCE...

FULL NAME: Christopher Holtmann
BORN: Nov. 11, 1971
HOMETOWN: Nicholasville, Kentucky
HIGH SCHOOL: Jessamine County
ALMA MATER: Taylor, 1994
 Ball State, 2000
FAMILY: Wife, Lori. Daughter, Nora

COACHING TIME LINE:

2017-Pres.: Ohio State (head coach)
 2014-17: Butler (head coach)
 2013-14: Butler (asst. coach)
 2010-13: Gardner-Webb (head coach)
 2008-10: Ohio (asst. coach)
 2003-08: Gardner-Webb (asst. coach)
 1999-03: Taylor (asst. coach)
 1998-99: Geneva (asst. coach)
 1997-98: Taylor (grad assistant)

Assisted Under: Paul Patterson (Taylor);
 Jeff Santarsiero (Geneva); Rick Scruggs
 (Gardner-Webb); John Groce (Ohio);
 Brandon Miller (Butler)

PLAYING CAREER:

Played at Bresica University in 1991 and
 1992 and then transferred to Taylor
 (Ind.) University where he played his
 final two seasons in 1993 and 1994. As
 a senior, earned All-America honors
 while leading Taylor to a No. 1 ranking
 in the NAIA rankings.

EDUCATION:

- Bachelor's degree in psychology from
 Taylor in 1994
 - Master's degree in Athletic
 Administration from Ball State in 2000

CHRIS HOLTMMANN

HEAD COACH | 5TH SEASON at OSU | 11TH OVERALL

NOTING HOLTMMANN...

- Three-time Naismith National Coach of the Year Finalist (2015, 2018, 2021)
- Two-time Jim Phelan National Coach of the Year Finalist (2014, 2017)
- Big Ten Coach of the Year (2018)
- Big South Coach of the Year (2013)
- Big East Coach of the Year (2017)
- Collegeinsider.com John McLendon National Coach of the Year (2017)
- USBWA District V Coach of the Year (2018)
- NAIA All-American (1994)
- Has won 20+ games each of the last eight seasons
- Holtmann teams have won an opening-round game in the NCAA Tournament in five of the last six years in which the NCAA Tournament was contested.
- In his first four years as Ohio State coach his 87 combined wins were third-most behind Thad Matta and Fred Taylor
- Became the 14th head coach in Ohio State history when he was named to the position June 9, 2017
- His 25 wins in his first season at Ohio State were the most for a first-year head coach in program history
- Career win No. 200 was an 87-78 overtime victory over Purdue in the Big Ten Tournament on March 12, 2021
- One of only two coaches in Butler history to lead the Bulldogs to the NCAA Tournament in each of his first three seasons, joining Brad Stevens
- Led Butler to 20+ wins and a NCAA Tournament appearance in each of his three seasons
- Went to the Sweet 16 in 2017 with Butler after earning a No. 4 seed.
- Career win No. 100 was an 81-69 Butler victory over Vermont on Dec. 21, 2016
- Led Gardner-Webb to a school Division I record 21 victories in 2012-13, his final season, after taking over a program that won just eight games in 2009-10.
- In his last season at Gardner-Webb, he was named Big South Conference and NABC District 3 Coach of the Year

HOLTMMANN'S YEARLY RECORDS

Year	School	Record	Conf.	Postseason
2010-11	Gardner-Webb	11-21	6-12/9th	
2011-12	Gardner-Webb	12-20	6-12/9th	
2012-13	Gardner-Webb	21-13	11-5/2nd	CIT 1st Rd
2014-15	Butler	23-11	12-6/3rd	NCAA 3rd Rd
2015-16	Butler	22-11	10-8/4th	NCAA 2nd Rd
2016-17	Butler	25-9	12-6/2nd	NCAA Sweet 16
2017-18	Ohio State	25-9	15-3/2nd	NCAA 2nd Rd
2018-19	Ohio State	20-15	8-12/8th	NCAA 2nd Rd
2019-20	Ohio State	21-10	11-9/5th	Canceled
2020-21	Ohio State	21-10	12-8/5th	NCAA 1st Rd
2021-22	Ohio State	10-3	4-1	-
Overall		211-132	107-82	
		(.615)	(.566)	

OVERALL	W	L	Pct.
Ohio State (5th year)	97	47	.674
Butler (3 years)	70	31	.693
Gardner-Webb (3 years)	44	54	.449

CONFERENCE	W	L	Pct.
Big Ten (5th year)	50	33	.602
Big East (3 years)	34	20	.630
Big South (3 years)	23	29	.442

HOLTMMANN'S TEAMS

Most Points	144 vs. Citadel 11/14/15 (BUT)
Most Points Allowed	97 vs. VMI 1/2/11 (G-W)
Fewest Points	42 at Wofford 12/5/12 (G-W)
Fewest Points Allowed	37 vs. UT Martin 12/22/14 (BUT)
Largest victory	+73 vs. Citadel 11/14/15 (BUT)
Largest defeat	-35 at Purdue 3/2/19 (OSU)
Longest winning streak	9 in 2019-20 (OSU)
Longest losing streak	9 in 2010-11 (G-W)
Decided by 1 point	8-7
Decided by 5 pts or less	47-31
vs. ranked teams	32-38
vs. Top-10 teams	16-18
Home games	127-35
Away games	55-75
Neutral site games	29-22
Overtime games	12-9
Conference Tournament games	5-9
NCAA Tournament games	6-6

HOLTMMANN VS. 2021-22 OPPONENTS

Akron	1 0	Minnesota	3 3
Bowling Green	1 0	Nebraska	6 0
Duke	1 0	Niagara	1 0
Florida	0 1	Northwestern	7 2
Illinois	4 4	Penn State	4 4
Indiana	7 4	Purdue	4 4
Iowa	4 3	Rutgers	6 1
IUPUI	1 0	Seton Hall	6 1
Kentucky	1 0	Towson	1 0
Maryland	3 3	Wisconsin	3 3
Michigan	4 4	Xavier	3 6
Michigan State	2 5		

ALL-TIME SERIES VS. NORTHWESTERN

SERIES INFORMATION WITH WISCONSIN

Series	Ohio State leads 90-73
Games at Ohio State	Ohio State leads 55-25
Games at Value City Arena	Series is tied 8-8
Games at Wisconsin	Wisconsin leads 47-31
Games at Kohl Center	Wisconsin leads 11-5
Neutral Site	Ohio State leads 4-1
Big Ten Tournament Games	Ohio State leads 4-1
Longest Ohio State win streak	8 (1963-68)
Longest OSU home win streak ..	14 (1956-72 & 1981-94)
Longest OSU away win streak 3	(several, last 1990-92)
Longest UW win streak	10 (1913-21)
Longest UW home win streak	9 (2001-11)
Longest UW away win streak	5 (1913-21)
Current Series Streak	Ohio State W-2
Ranked OSU teams vs. Wisconsin	25-14
OSU vs. ranked Wisconsin teams	13-14
OSU record when both teams are ranked	9-4

WHEN OSU SCORES...

OSU Record			
	W	L	Pct.
100+	4	0	1.000
90-99	11	1	.917
80-89	16	1	.941
70-79	20	9	.690
60-69	19	19	.500
50-59	10	15	.400
40-49	5	6	.455
39 or fewer	9	24	.273
Total (169)	94	75	.556

WISCONSIN SERIES SCORING ANALYSIS

Points (Gms.)	OSU	WISC	OSU Rcd.
All Games (169)	10,305	10,008	94-75
Avg.	61.0	59.2	
In Columbus (82)	5,144	4,697	57-25
Avg.	62.7	57.3	
In Madison (82)	4,877	5,052	33-49
Avg.	59.5	61.6	
Neutral Site (5)	284.0	259.0	4-1
Avg.	56.8	51.8	

Note: Includes statistics from four (3-1) vacated games from 1999-2002

Date	W/L	OSU	UW	Site
1/12/05	W	25	22	H
1/21/13	L	11	22	A
2/15/13	L	22	27	H
2/16/15	L	17	26	H
3/6/15	L	12	23	A
1/6/17	L	22	30	H
2/17/17	L	15	40	A
2/24/20	L	27	31	A
3/8/20	L	22	34	H
2/21/21	L	25	42	H
3/8/21	L	24	34	A
2/23/24	W	27	13	H
3/3/24	L	20	30	A
1/13/25	W	27	20	A
3/14/25	W	37	23	H
1/10/27	L	16	25	A
2/19/27	W	20	16	H
1/7/28	L	13	30	H
2/18/28	L	18	21	A
1/11/30	L	25	32	H
3/3/30	L	23	32	A
1/10/31	W	29	19	H
2/23/31	L	24	28	A
2/6/33	W	31	30	A
3/4/33	W	37	20	H
2/12/34	L	23	42	A
2/24/34	L	38	44	H
1/4/36	W	44	23	H
2/11/36	L	25	34	A
1/11/37	W	28	22	H
2/8/37	L	33	35 (ot)	A
2/25/39	W	46	38	A
2/17/40	W	41	35	H
1/25/41	L	31	46	A
2/14/42	L	39	49	A
2/25/42	L	39	44	H
2/3/45	W	40	36	H
2/9/45	W	63	34	A
2/22/47	W	57	56	A
2/16/48	W	53	47	H
1/17/49	W	57	54	A
2/4/50	W	61	47	H
1/13/51	L	67	74	H
2/5/51	L	51	56	A
1/12/52	L	51	58	A
3/1/52	W	69	56	H
1/19/53	L	51	64	A

2/28/53	L	63	69	H
2/6/54	L	73	79	H
2/12/55	L	63	86	A
1/14/56	W	100	98 (2ot)	H
2/20/56	W	79	71	A
1/21/57	W	67	64	A
2/16/57	W	63	50	H
1/11/58	L	64	67	A
2/7/59	W	78	72	H
2/8/60	W	106	69	A
2/27/60	W	93	68	H
1/30/61	W	100	68	A
2/25/61	W	97	74	H
3/3/62	L	67	86	A
2/9/63	W	94	70	H
1/4/64	W	101	85	A
2/15/64	W	92	74	H
1/30/65	W	98	86	H
2/6/65	W	73	71	A
1/31/66	W	87	81 (ot)	H
2/4/67	W	90	84	A
2/3/68	W	86	64	H
2/12/68	L	78	86	A
1/11/69	W	84	69	H
2/8/69	L	73	77	A
2/24/70	W	98	86	A
3/7/70	W	96	87	H
1/16/71	W	83	69	H
2/16/71	W	79	71	A
2/5/72	W	79	69	H
2/3/73	L	76	84	A
1/26/74	L	64	69	A
2/23/74	L	56	68	H
1/18/75	W	89	67	A
2/15/75	W	76	70	H
1/5/76	L	81	82 (ot)	A
3/1/76	L	79	91	H
1/13/77	W	60	58	A
2/26/77	W	82	80 (ot)	H
1/5/78	W	77	61	H
3/4/78	W	83	78	A
1/6/79	W	82	71	H
3/1/79	L	73	76	A
1/26/80	L	71	72	H
2/2/80	L	67	70	A
1/29/81	W	71	67	H
2/21/81	L	63	77	A
1/9/82	W	66	59	H

3/4/82	W	77	75	A
2/5/83	W	82	69	H
2/9/83	W	68	65	A
2/2/84	W	85	74	A
2/11/84	W	71	65	H
1/9/85	W	99	88	H
2/9/85	L	78	92	A
1/9/86	W	78	61	A
2/8/86	W	73	71	H
1/17/87	W	81	66	H
2/12/87	W	83	69	A
1/9/88	L	63	64	A
2/13/88	W	78	53	H
1/7/89	W	73	70	H
3/4/89	L	65	77	A
1/13/90	W	68	53	H
2/15/90	W	68	58	A
1/12/91	W	92	60	H
2/14/91	W	73	71	A
2/5/92	W	86	72	H
2/15/92	W	67	63	A
1/20/93	L	67	76	A
2/20/93	W	80	70	H
1/8/94	L	55	69	A
2/5/94	W	73	57	H
1/11/95	L	59	81	H
3/4/95	L	69	80	A
1/31/96	W	63	55	H
2/10/96	L	56	62	A
2/1/97	W	60	42	H
1/3/98	L	59	64	H
2/25/98	W	61	56	A
*1/2/99	W	78	74 (ot)	A
*2/24/99	W	63	54	H
*1/13/00	W	53	51	A
2/2/00	W	51	48	H
*1/24/01	L	42	57	A
*2/10/01	W	63	58	H
*2/6/02	L	92	94 (ot)	A
1/18/03	L	52	53	H
3/14/03	W	58	50	N
1/28/04	L	57	69	H
2/14/04	L	48	78	A
1/11/05	L	66	72	A
2/27/05	L	56	64	H
3/11/05	L	49	60	N
1/18/06	W	77	67	H
2/15/06	L	73	78	A

1/9/07	L	69	72	A
2/25/07	W	49	48	H
3/11/07	W	66	49	N
2/24/08	L	53	58	H
2/14/09	L	50	55	A
3/13/09	W	61	57	N
12/31/09	L	43	65	A
1/16/10	W	60	51	H
2/12/11	L	67	71	A
3/6/11	W	93	65	H
2/4/12	W	58	52	A
2/26/12	L	60	63	H
1/29/13	W	58	49	H
2/17/13	L	49	71	A
3/17/13	W	50	43	N
2/1/14	W	59	58	A
3/8/15	L	48	72	H
2/4/16	L	68	79	A
1/12/17	L	66	89	A
2/23/17	W	83	73	H
12/2/17	W	83	58	A
3/10/19	L	67	73	H
1/3/20	L	57	61	H
2/9/20	L	57	70	A
1/23/21	W	74	62	A
12/11/21	W	95	87	H

NOTE: Games in **Italic* vacated by NCAA.

Team and Individual Records

Ohio State Team vs. Wisconsin

FG	45 (96)	@ Wisconsin (2/8/60)
FGA	96 (45)	@ Wisconsin (2/8/60)
FG %	68.1 (32-47)	Wisconsin (3/6/11)
FT	31 (41)	@ Wisconsin (2/12/87)
FTA	43 (30)	Wisconsin (1/11/69)
FT %	90.9 (10-11)	@ Wisconsin (1/13/77)
3 FG	14 (15)	Wisconsin (3/6/11)
3 FGA	26 (12)	@ Wisconsin (1/9/07)
3FG%	93.3 (14-15)	Wisconsin (3/6/11)
OR	21	@ Wisconsin (1/20/93)
DR	41	Wisconsin (12/11/21)
Rebs.	72	Wisconsin (1/30/65)
PF	32	@ Wisconsin (2/14/04)
Pts.	106	@ Wisconsin (2/8/60)
Assists	24	Wisconsin (1/12/91)
Blocks	10	@ Wisconsin (1/12/17)
Steals	13	Wisconsin (2/20/93)

Ohio State Individual vs. Wisconsin

FG	15 (24)	Gary Bradds (1/4/64)
FGA	34 (13)	Robin Freeman (1/14/56)
FT	17 (22)	Dennis Hopson (2/12/87)
FTA	22 (17)	Dennis Hopson (2/12/87)
3 FG	7 (8)	Jon Diebler (3/6/11)
3 FGA	11 (5)	Ivan Harris (1/9/07)
OR	6	Shun Jenkins (1/18/03)
DR	13	Kyle Young (12/11/21)
Rebs.	24	Dick Furry (2/7/59)
Pts.	40	Gary Bradds (2/15/64)
Assists	11	Mark Baker (1/12/91)
Blocks	6	Greg Oden (1/9/07)
Steals	5	Curtis Wilson (1/17/87)

Wisconsin Team vs. Ohio State

FG	41 (86)	@ Wisconsin (1/14/56)
FGA	96 (33)	@ Wisconsin (2/24/70)
FG %	.610 (36-59)	@ Wisconsin (2/9/85)
FT	36 (46)	@ Wisconsin (2/6/02)
FTA	46 (36)	@ Wisconsin (2/6/02)
FT %	.900 (9-10)	Wisconsin (2/13/88)
3 FG	13 (30)	Wisconsin (2/23/17)
3 FGA	31 (12)	@ Wisconsin (2/9/20)
3 FG%	.571 (8-14)	@ Wisconsin (2/15/92)
OR	18	@ Wisconsin (2/6/06)
DR	37	Wisconsin (3/10/2019)
Rebs.	58	@ Wisconsin (2/4/67)
PF	30	@ Wisconsin (2/12/87)
Pts.	98	Wisconsin (1/14/56)
Assists	23	@ Wisconsin (2/2/84)
Blocks	7	@ Wisconsin (1/9/07)
Steals	12	Wisconsin (1/28/04)

Wisconsin Individual vs. Ohio State

FG	14 (23)	Don Hearden (3/3/62)
FGA	30 (13)	Bob Litzow (1/21/57)
FT	16 (18)	Devin Harris (2/14/04)
FTA	18 (16)	Devin Harris (2/14/04)
3 FG	7 (11)	Trent Jackson (1/17/87)
3 FGA	11 (7)	Trent Jackson (1/17/87)
OR	6	Sam Okey (2/1/97)
DR	13	Rashard Griffith (1/11/95)
Rebs.	18	John Parker (2/20/56)
Pts.	34	Michael Finley (1/20/93)
Assists	10	Willie Simms (2/14/91)
Blocks	4	Marcus Landry (1/9/07)
Steals	6	J. Krabbenhoft (2/14/09)

PLAYER GAME-BY-GAME VS. WISCONSIN

Player	Date	Res	Loc	MIN	PTS	FGM	FGA	3FM	3FA	FTM	FTA	OREB	DREB	REB	AST	STL	BLK	TO	F
E.J. Liddell	1/3/2020	L	H	13	2	0	1	0	1	2	2	0	0	0	1	0	0	1	4
E.J. Liddell	2/9/2020	L	V	16	8	3	6	1	2	1	2	1	4	5	0	0	1	2	1
E.J. Liddell	1/23/2021	W	V	31	20	7	12	1	3	5	7	0	7	7	0	1	1	1	2
E.J. Liddell	12/11/2021	W	H	30	28	11	16	1	3	5	7	4	5	9	4	1	2	2	1
Averages				22.5	14.5	5.3	8.8	0.8	2.3	3.3	4.5	1.3	4.0	5.3	1.3	0.5	1.0	1.5	2.0
Cedric Russell	12/11/2021	W	H	18	7	3	6	1	3	0	0	0	1	1	1	0	0	4	2
Eugene Brown	1/23/2021	W	V	9	0	0	0	0	0	0	0	0	1	1	0	1	0	1	0
Eugene Brown	12/11/2021	W	H	10	0	0	0	0	0	0	0	1	0	1	0	0	0	0	4
Averages				9.5	0.0	0.0	0.0	0.0	0.0	0.0	0.0	0.5	0.5	1.0	0.0	0.5	0.0	0.5	2.0
Harrison Hookfin	12/11/2021	W	H	0	0	0	0	0	0	0	0	0	0	0	0	0	0	0	1
Jamari Wheeler	12/4/2017	L	H	17	0	0	1	0	0	0	0	0	1	1	1	1	0	1	2
Jamari Wheeler	3/2/2019	L	V	35	4	2	4	0	0	0	0	2	3	5	4	0	0	2	4
Jamari Wheeler	1/6/2019	L	H	14	0	0	1	0	0	0	0	1	0	1	2	0	1	0	0
Jamari Wheeler	1/11/2020	L	H	29	8	3	4	2	3	0	0	0	3	3	1	1	0	0	1
Jamari Wheeler	3/11/2021	L	V	39	10	4	7	2	5	0	0	0	2	2	2	1	0	1	2
Jamari Wheeler	1/30/2021	W	H	29	9	2	5	2	4	3	4	1	3	4	5	2	0	2	3
Jamari Wheeler	2/2/2021	L	V	23	3	1	3	1	2	0	0	0	2	2	1	1	0	2	4
Jamari Wheeler	12/11/2021	W	H	30	9	4	9	1	4	0	0	0	5	5	5	1	0	2	1
Averages				27.0	5.4	2.0	4.3	1.0	2.3	0.4	0.5	0.5	2.4	2.9	2.6	0.9	0.1	1.3	2.1
Jimmy Sotos	12/11/2021	W	H	0	0	0	0	0	0	0	0	0	0	0	0	0	0	0	0
Joey Brunk	12/7/2019	L	V	17	2	1	4	0	0	0	0	1	5	6	1	1	0	2	3
Joey Brunk	3/7/2020	L	H	11	0	0	2	0	0	0	2	0	3	3	0	0	0	0	2
Joey Brunk	12/11/2021	W	H	2	0	0	0	0	0	0	0	0	0	0	0	0	0	0	0
Averages				10.0	0.7	0.3	2.0	0.0	0.0	0.0	0.7	0.3	2.7	3.0	0.3	0.3	0.0	0.7	1.7
Justice Sueing	1/23/2021	W	V	25	8	4	8	0	0	0	1	0	2	2	1	1	0	3	2
Justin Ahrens	3/10/2019	L	H	20	9	3	6	3	5	0	0	0	7	7	1	0	2	1	3
Justin Ahrens	1/3/2020	L	H	2	0	0	1	0	1	0	0	1	0	1	0	0	0	1	0
Justin Ahrens	2/9/2020	L	V	16	0	0	1	0	0	0	0	1	2	3	0	0	0	0	1
Justin Ahrens	1/23/2021	W	V	25	9	3	5	3	5	0	0	0	5	5	0	1	0	0	3
Justin Ahrens	12/11/2021	W	H	26	5	1	4	1	4	2	2	0	4	4	1	0	0	0	2
Averages				17.8	4.6	1.4	3.4	1.4	3.0	0.4	0.4	0.4	3.6	4.0	0.4	0.2	0.4	0.4	1.8
Kyle Young	12/2/2017	W	V	19	4	1	4	0	2	2	2	1	1	2	1	1	0	0	1
Kyle Young	3/10/2019	L	H	33	6	3	8	0	0	0	0	1	7	8	0	1	1	0	2
Kyle Young	2/9/2020	L	V	20	4	2	3	0	0	0	0	2	1	3	3	1	1	1	3
Kyle Young	1/23/2021	W	V	25	8	3	4	0	0	2	2	2	2	4	1	0	0	1	2
Kyle Young	12/11/2021	W	H	23	5	2	6	0	2	1	1	1	13	14	0	1	0	1	1
Averages				24.0	5.4	2.2	5.0	0.0	0.8	1.0	1.0	1.4	4.8	6.2	1.0	0.8	0.4	0.6	1.8
Malaki Branham	12/11/2021	W	H	13	0	0	2	0	0	0	0	0	2	2	0	0	0	4	1
Meechie Johnson	1/23/2021	W	V	3	0	0	0	0	0	0	0	0	0	0	0	0	1	0	0
Meechie Johnson	12/11/2021	W	H	19	8	3	8	2	3	0	0	0	2	2	2	1	1	1	0
Averages				11.0	4.0	1.5	4.0	1.0	1.5	0.0	0.0	0.0	1.0	1.0	1.0	0.5	1.0	0.5	0.0
Seth Towns	1/23/2021	W	V	16	10	5	8	0	2	0	0	0	2	2	0	1	0	0	2
Zed Key	1/23/2021	W	V	6	2	1	1	0	0	0	0	1	4	5	0	0	0	1	2
Zed Key	12/11/2021	W	H	22	11	5	7	0	0	1	3	1	8	9	2	0	1	0	1
Averages				14.0	6.5	3.0	4.0	0.0	0.0	0.5	1.5	1.0	6.0	7.0	1.0	0.0	0.5	0.5	1.5

EARLIER THIS YEAR VS. WISCONSIN



Official Basketball Box Score - Final

Wisconsin at Ohio State

12/11/21 Value City Arena, Columbus, Ohio

Ohio State vs. Wisconsin

Game Time: 12:00 PM

Game Duration: 1:52

Attendance: 13,856

Officials: Rob Riley, Donnie Eppley, Bill Ek

Wisconsin - 55

Record: 8-2 (1-1)

NO.	Name		Min	FG	3P	FT	Rebounds			Fouls		TP	AS	TO	ST	Blocks		+/-
				M-A	M-A	M-A	OR	DR	TOT	PF	FD					BS	BA	
5	Tyler Wahl	F	23:04	1-7	0-3	1-1	0	1	1	3	2	3	2	2	1	1	0	-4
22	Steven Crowl	F	22:38	0-3	0-2	0-0	1	1	2	3	0	0	0	3	0	0	0	-15
1	Johnny Davis	G	38:12	11-22	2-7	0-0	1	6	7	4	3	24	3	1	3	0	1	-19
23	Chucky Hepburn	G	32:55	2-8	1-5	0-0	0	3	3	1	0	5	1	1	1	0	1	-13
34	Brad Davison	G	27:40	4-12	3-6	2-2	0	5	5	3	2	13	0	1	0	0	1	-13
20	Ben Carlson		13:36	0-3	0-2	1-2	0	2	2	1	2	1	0	0	0	0	0	-17
33	Chris Vogt		17:22	3-6	0-0	1-3	0	2	2	4	3	7	0	0	1	3	0	-3
2	Jordan Davis		15:46	1-2	0-0	0-1	1	1	2	0	1	2	0	0	1	1	1	-7
0	Jahcobi Neath		05:54	0-1	0-0	0-0	0	1	1	0	1	0	1	0	0	0	0	-2
35	Markus Ilver		02:53	0-1	0-1	0-0	0	0	0	0	0	0	0	0	0	0	0	3
Team							2	1	3			0		0				
Totals				22-65	6-26	5-9	5	23	28	19	14	55	7	8	7	5	4	-18

Shooting By Period			
1 st	FG%	12-31	38.7%
	3PT%	4-13	30.8%
	FT%	1-2	50%
2 nd	FG%	10-34	29.4%
	3PT%	2-13	15.4%
	FT%	4-7	57.1%
GM	FG%	22-65	33.8%
	3PT%	6-26	23.1%
	FT%	5-9	55.6%

Dead Ball Rebounds: 1, 0

Technical Fouls::NONE

Ohio State - 73

Record: 8-2 (2-0)

NO.	Name		Min	FG	3P	FT	Rebounds			Fouls		TP	AS	TO	ST	Blocks		+/-
				M-A	M-A	M-A	OR	DR	TOT	PF	FD					BS	BA	
10	Justin Ahrens	F	26:40	1-4	1-4	2-2	0	4	4	2	1	5	1	0	0	0	0	13
23	Zed Key	F	22:45	5-7	0-0	1-3	1	8	9	1	5	11	2	0	0	1	1	14
32	E.J. Liddell	F	30:56	11-16	1-3	5-7	4	5	9	1	7	28	4	2	1	2	1	20
22	Malaki Branham	G	13:54	0-2	0-0	0-0	0	2	2	1	0	0	0	4	0	0	0	5
55	Jamari Wheeler	G	30:08	4-9	1-4	0-0	0	5	5	1	2	9	5	2	1	0	1	11
0	Meechie Johnson Jr.		19:01	3-8	2-3	0-0	0	2	2	0	0	8	2	1	1	1	1	5
25	Kyle Young		23:18	2-6	0-2	1-1	1	13	14	1	3	5	0	1	1	0	0	9
50	Joey Brunk		02:21	0-0	0-0	0-0	0	0	0	0	0	0	0	0	0	0	0	-3
2	Cedric Russell		18:52	3-6	1-3	0-0	0	1	1	2	0	7	1	4	0	0	1	23
3	Eugene Brown III		10:45	0-0	0-0	0-0	1	0	1	4	1	0	0	0	0	0	0	1
1	Jimmy Sotos		00:40	0-0	0-0	0-0	0	0	0	0	0	0	0	0	0	0	0	-4
42	Harrison Hookfin		00:40	0-0	0-0	0-0	0	0	0	1	0	0	0	0	0	0	0	-4
Team							1	1	2			0		0				
Totals				29-58	6-19	9-13	8	41	49	14	19	73	15	14	4	4	5	18

Shooting By Period			
1 st	FG%	15-26	57.7%
	3PT%	3-8	37.5%
	FT%	1-2	50%
2 nd	FG%	14-32	43.8%
	3PT%	3-11	27.3%
	FT%	8-11	72.7%
GM	FG%	29-58	50.0%
	3PT%	6-19	31.6%
	FT%	9-13	69.2%

Dead Ball Rebounds: 2, 0

Technical Fouls::NONE

	WIS	OSU
Biggest lead	8 (1 st 11:47)	23 (2 nd 0:40)
Best Scoring Run	8 (1 st 15:32)	12 (1 st 6:37)
Lead Changes	2	
Times Tied	2	
Time with Lead	07:06	30:19

Points from	WIS	OSU
Turnovers	11	9
Paint	24	32
Second Chance	2	11
Fast Breaks	8	14
Bench	10	20

Period by Period Scoring			
	1st	2nd	TOT
WIS	29	26	55
OSU	34	39	73

2021-22 SEASON STATS

RECORD:	OVERALL	HOME	AWAY	NEUTRAL
ALL GAMES	10-3	7-0	2-2	1-1
CONFERENCE	4-1	2-0	2-1	0-0
NON-CONFERENCE	6-2	5-0	0-1	1-1

##	Player	gp-gs	min	avg	Total		3-Point		F-Throw		Rebounds											
					fg-fga	fg%	3fg-fga	3fg%	ft-fga	ft%	off	def	tot	avg	pf	dq	a	to	blk	stl	pts	avg
32	E.J. Liddell	13-13	401	30.8	87-171	.509	19-51	.373	68-90	.756	30	63	93	7.2	34	1	36	40	41	7	261	20.1
22	Malaki Branham	13-12	329	25.3	49-107	.458	13-31	.419	24-26	.923	9	36	45	3.5	20	0	25	23	3	10	135	10.4
23	Zed Key	13-10	295	22.7	52-84	.619	0-0	.000	17-28	.607	21	53	74	5.7	28	0	10	13	10	2	121	9.3
25	Kyle Young	11-1	236	21.5	31-55	.564	10-24	.417	27-31	.871	10	54	64	5.8	19	1	13	13	7	5	99	9.0
10	Justin Ahrens	13-13	351	27.0	28-76	.368	28-74	.378	14-19	.737	1	38	39	3.0	21	0	17	11	1	6	98	7.5
55	Jamari Wheeler	13-13	394	30.3	32-66	.485	15-39	.385	11-12	.917	9	40	49	3.8	29	1	56	25	0	22	90	6.9
00	Meechie Johnson Jr.	13-1	256	19.7	28-76	.368	20-50	.400	10-14	.714	4	17	21	1.6	24	0	18	23	1	12	86	6.6
14	Justice Sueing	2-0	30	15.0	5-13	.385	0-4	.000	2-2	1.000	1	6	7	3.5	3	0	0	2	0	1	12	6.0
02	Cedric Russell	11-0	103	9.4	12-29	.414	10-22	.455	3-4	.750	0	5	5	0.5	8	0	5	5	0	0	37	3.4
03	Eugene Brown III	9-0	87	9.7	8-17	.471	3-9	.333	0-2	.000	9	9	18	2.0	10	0	5	4	2	1	19	2.1
01	Jimmy Sotos	8-0	69	8.6	5-9	.556	3-5	.600	2-4	.500	1	7	8	1.0	8	0	11	4	1	1	15	1.9
50	Joey Brunk	12-2	70	5.8	7-10	.700	0-0	.000	3-4	.750	1	12	13	1.1	11	0	4	3	2	1	17	1.4
42	Harrison Hookfin	2-0	4	2.0	0-1	.000	0-0	.000	0-0	.000	1	0	1	0.5	1	0	0	0	0	0	0	0.0
Team											14	15	29						4			
Total.....		13	2625		344-714	.482	121-309	.392	181-236	.767	111	355	466	35.8	216	3	200	170	68	68	990	76.2
Opponents.....		13	2625		323-793	.407	86-272	.316	176-232	.759	145	287	432	33.2	235	-	140	141	36	94	908	69.8

TEAM STATISTICS	OSU	OPP	Date	Opponent	Score	Att.
SCORING	990	908	11/09/21	AKRON	w	67-66 11947
Points per game	76.2	69.8	11/12/21	NIAGARA	w	84-74 9749
Scoring margin	+6.3	-	1 11/15/21	BOWLING GREEN	w	89-58 9808
FIELD GOALS-ATT	344-714	323-793	2 11/18/21	at Xavier	L	65-71 10379
Field goal pct	.482	.407	3 11/22/21	vs #21 Seton Hall	w	79-76 3500
3 POINT FG-ATT	121-309	86-272	3 11/24/21	vs #23 Florida	L	68-71 3500
3-point FG pct	.392	.316	4 11/30/21	#1 DUKE	w	71-66 18809
3-pt FG made per game	9.3	6.6	* 12/05/21	at Penn St.	w	76-64 9128
FREE THROWS-ATT	181-236	176-232	12/08/21	TOWSON	w	85-74 9472
Free throw pct	.767	.759	* 12/11/21	#22 WISCONSIN	w	73-55 13856
F-Throws made per game	13.9	13.5	* 01/02/22	at Nebraska	Wot	87-79 14478
REBOUNDS	466	432	* 01/06/22	at Indiana	L	51-67 14130
Rebounds per game	35.8	33.2	* 01/09/22	NORTHWESTERN	w	95-87 10620
Rebounding margin	+2.6	-				
ASSISTS	200	140				
Assists per game	15.4	10.8				
TURNOVERS	170	141				
Turnovers per game	13.1	10.8				
Turnover margin	-2.2	-				
Assist/turnover ratio	1.2	1.0				
STEALS	68	94				
Steals per game	5.2	7.2				
BLOCKS	68	36				
Blocks per game	5.2	2.8				
ATTENDANCE	84261	55115				
Home games-Avg/Game	7-12037	4-12029				
Neutral site-Avg/Game	-	2-3500				

* = Conference game
1 = Rocket Mortgage Fort Myers Tip-off (Columbus, Ohio)
2 = Gavitt Tip-off Games
3 = Rocket Mortgage Fort Myers Tip-off (Fort Myers, Fla.)
4 = Big Ten/ACC Challenge

* = Conference game
 1 = Rocket Mortgage Fort Myers Tip-off (Columbus, Ohio)
 2 = Gavitt Tip-off Games
 3 = Rocket Mortgage Fort Myers Tip-off (Fort Myers, Fla.)
 4 = Big Ten/ACC Challenge

Score by Periods	1st	2nd	OT	Totals
Ohio State	468	507	15	990
Opponents	421	480	7	908

2021-22 BIG TEN STATS

RECORD:	OVERALL	HOME	AWAY	NEUTRAL
ALL GAMES	4-1	2-0	2-1	0-0
CONFERENCE	4-1	2-0	2-1	0-0
NON-CONFERENCE	0-0	0-0	0-0	0-0

#	Player	gp-gs	min	avg	Total		3-Point		F-Throw		Rebounds										pts	avg
					fg-fga	fg%	3fg-fga	3fg%	ft-fga	ft%	off	def	tot	avg	pf	dq	a	to	blk	stl		
32	E.J. Liddell	5-5	169	33.8	32-71	.451	8-22	.364	25-30	.833	11	24	35	7.0	13	0	14	14	14	5	97	19.4
22	Malaki Branham	5-5	152	30.4	28-51	.549	9-19	.474	18-20	.900	1	17	18	3.6	6	0	11	10	1	3	83	16.6
55	Jamari Wheeler	5-5	167	33.4	17-36	.472	7-22	.318	4-4	1.000	5	22	27	5.4	9	0	26	14	0	11	45	9.0
25	Kyle Young	4-1	86	21.5	8-17	.471	5-11	.455	9-9	1.000	4	21	25	6.3	7	0	3	7	3	1	30	7.5
00	Meechie Johnson Jr.	5-0	87	17.4	12-27	.444	10-15	.667	1-2	.500	1	7	8	1.6	9	0	7	7	1	6	35	7.0
23	Zed Key	5-4	113	22.6	14-22	.636	0-0	.000	4-7	.571	9	23	32	6.4	10	0	6	6	3	2	32	6.4
10	Justin Ahrens	5-5	128	25.6	7-28	.250	7-28	.250	4-4	1.000	0	16	16	3.2	7	0	5	4	0	3	25	5.0
02	Cedric Russell	5-0	60	12.0	8-19	.421	6-14	.429	0-0	.000	0	1	1	0.2	6	0	4	5	0	0	22	4.4
50	Joey Brunk	4-0	23	5.8	3-3	1.000	0-0	.000	2-2	1.000	0	3	3	0.8	3	0	1	2	0	1	8	2.0
01	Jimmy Sotos	2-0	9	4.5	1-2	.500	1-1	1.000	0-0	.000	0	1	1	0.5	0	0	2	0	0	0	3	1.5
03	Eugene Brown III	4-0	30	7.5	1-1	1.000	0-0	.000	0-0	.000	3	3	6	1.5	7	0	1	1	2	0	2	0.5
42	Harrison Hookfin	1-0	1	1.0	0-0	.000	0-0	.000	0-0	.000	0	0	0	0.0	1	0	0	0	0	0	0	0.0
Team											4	5	9					2				
Total.....		5	1025		131-277	.473	53-132	.402	67-78	.859	38	143	181	36.2	78	0	80	72	24	32	382	76.4
Opponents.....		5	1025		129-310	.416	31-105	.295	63-82	.768	49	115	164	32.8	83	-	65	52	15	36	352	70.4

TEAM STATISTICS	OSU	OPP
SCORING	382	352
Points per game	76.4	70.4
Scoring margin	+6.0	-
FIELD GOALS-ATT	131-277	129-310
Field goal pct	.473	.416
3 POINT FG-ATT	53-132	31-105
3-point FG pct	.402	.295
3-pt FG made per game	10.6	6.2
FREE THROWS-ATT	67-78	63-82
Free throw pct	.859	.768
F-Throws made per game	13.4	12.6
REBOUNDS	181	164
Rebounds per game	36.2	32.8
Rebounding margin	+3.4	-
ASSISTS	80	65
Assists per game	16.0	13.0
TURNOVERS	72	52
Turnovers per game	14.4	10.4
Turnover margin	-4.0	-
Assist/turnover ratio	1.1	1.3
STEALS	32	36
Steals per game	6.4	7.2
BLOCKS	24	15
Blocks per game	4.8	3.0
ATTENDANCE	24476	37736
Home games-Avg/Game	2-12238	3-12579
Neutral site-Avg/Game	-	0-0

Date	Opponent	Score	Att.
* 12/05/21	at Penn St.	W 76-64	9128
* 12/11/21	#22 WISCONSIN	W 73-55	13856
* 01/02/22	at Nebraska	Wot 87-79	14478
* 01/06/22	at Indiana	L 51-67	14130
* 01/09/22	NORTHWESTERN	W 95-87	10620

* = Conference game
 1 = Rocket Mortgage Fort Myers Tip-off (Columbus, Ohio)
 2 = Gavitt Tip-off Games
 3 = Rocket Mortgage Fort Myers Tip-off (Fort Myers, Fla.)
 4 = Big Ten/ACC Challenge

Score by Periods	1st	2nd	OT	Totals
Ohio State	190	177	15	382
Opponents	163	182	7	352

2021-22 SCHEDULE / RESULTS

OVERALL: 10-3 / BIG TEN: 4-1 / HOME: 7-0 / ROAD: 2-2 / NEUTRAL: 1-1

	OSU	OPP												
Date	Rank	Rank	Opponent	W/L	Score	Record	OSU High Scorer	OPP High Scorer	High Rebounds	High Assists	Attend.			
N1	--	--	Indianapolis (Exh.)	W	82-46		Eugene Brown III 15	Cory Miller Jr 11	E.J. Liddell 9 Zed Key 9	E.J. Liddell 3 Jimmy Sotos 3	8,302			
N9	17/17	--	AKRON	W	67-66	1-0	E.J. Liddell 25	Ali Ali 17	E.J. Liddell 11	Justin Ahrens 3 E.J. Liddell 3 Malaki Branham 3	11,947			
N12	17/17	--	NIAGARA	W	84-74	2-0	E.J. Liddell 29	M. Hammond 22	Zed Key 7 Kyle Young 7	Jamari Wheeler 6	9,749			
N15	19/17	--	BOWLING GREEN ¹	W	89-58	3-0	E.J. Liddell 13 M. Johnson Jr. 13	Chandler Turner 12	Zed Key 9	Jamari Wheeler 5	9,808			
N18	19/17	--	at Xavier ²	L	65-71	3-1	E.J. Liddell 17	Paul Scruggs 14 Jack Nunge 14	E. Brown III 8	Jamari Wheeler 6	10,379			
N22	--	21/20	vs. Seton Hall ³	W	79-76	4-1	E.J. Liddell 28	Jared Rhoden 29	Kyle Young 8	Jamari Wheeler 3 Kyle Young 3	3,500			
N24	--	23/24	vs. Florida ³	L	68-71	4-2	E.J. Liddell 23	P. Fleming Jr 19	Kyle Young 6	Justin Ahrens 3	3,500			
N30	--	1/1	DUKE ⁴	W	71-66	5-2	Zed Key 20	W. Moore Jr. 17	E.J. Liddell 14	E.J. Liddell 6	18,809			
D5	--	--	at Penn State*	W	76-64	6-2, 1-0	Kyle Young 16	Jalen Pickett 23	Kyle Young 7	Jamari Wheeler 8	9,128			
D8	21/22	--	TOWSON	W	85-74	7-2, 1-0	Kyle Young 18	Jason Gibson 19	Zed Key 9	Jamari Wheeler 5	9,472			
D11	21/22	22/17	WISCONSIN*	W	73-55	8-2, 1-0	E.J. Liddell 28	Johnny Davis 24	Kyle Young 14	Jamari Wheeler 5	13,856			
D18	15/15	21/21	vs. Kentucky ⁵	Cancelled										
D21	14/13	--	UT MARTIN	Cancelled										
D28	13/12	--	NEW ORLEANS	Cancelled										
J2	13/12	--	at Nebraska*	W	87-79 (ot)	9-2, 3-0	Malaki Branham 35	Bryce McGowens 18	Zed Key 14	E.J. Liddell 5	14,478			
J6	13/12	--	at Indiana*	L	51-67	9-3, 3-1	Malaki Branham 13	T. Jackson-Davis 27	E.J. Liddell 9	Jamari Wheeler 6	14,130			
J9	13/12	--	NORTHWESTERN*	W	95-87	10-3, 4-1	E.J. Liddell 34	Ty Berry 23	Jamari Wheeler 8	Jamari Wheeler 6	10,620			

CAPS - home game

* - Big Ten game

1 - Rocket Mortgage Fort Myers Tip-off (Columbus, Ohio)

2 - Gavitt Games

3 - Rocket Mortgage Fort Myers Tip-off (Fort Myers, Fla.)

4 - Big Ten/ACC Challenge

5 - CBS Sports Classic (Las Vegas, Nev.)

Rank = Associated Press / Coaches (at time of game)

OHIO STATE GAME-BY-GAME STATS

Opponent	Date	Score		Total		3-Pointers		Free throws		Rebounds				pf	a	t/o	blk	stl	pts	avg
				fg-fga	pct	3fg-fga	pct	ft-fa	pct	off	def	tot	avg							
AKRON	11/09/21	67-66	W	26-60	.433	4-14	.286	11-16	.688	17	21	38	38.0	15	11	11	5	5	67	67.0
NIAGARA	11/12/21	84-74	W	27-50	.540	10-26	.385	20-30	.667	6	28	34	36.0	19	17	10	8	5	84	75.5
BOWLING GREEN	11/15/21	89-58	W	36-70	.514	12-32	.375	5-7	.714	13	30	43	38.3	12	27	12	2	8	89	80.0
at Xavier	11/18/21	65-71	L	23-61	.377	8-21	.381	11-13	.846	11	24	35	37.5	18	15	13	9	3	65	76.2
vs #21 Seton Hall	11/22/21	79-76	W	23-48	.479	11-22	.500	22-25	.880	4	27	31	36.2	18	13	10	5	5	79	76.8
vs #23 Florida	11/24/21	68-71	L	25-47	.532	5-19	.263	13-20	.650	7	26	33	35.7	24	11	18	7	5	68	75.3
#1 DUKE	11/30/21	71-66	W	26-54	.481	8-20	.400	11-22	.500	7	33	40	36.3	14	13	12	4	2	71	74.7
at Penn St.	12/05/21	76-64	W	27-53	.509	12-27	.444	10-12	.833	5	23	28	35.2	17	17	13	3	8	76	74.9
TOWSON	12/08/21	85-74	W	27-47	.574	10-23	.435	21-25	.840	8	23	31	34.8	18	13	12	4	3	85	76.0
#22 WISCONSIN	12/11/21	73-55	W	29-58	.500	6-19	.316	9-13	.692	8	41	49	36.2	14	15	14	4	4	73	75.7
at Nebraska	01/02/22	87-79	Wot	30-63	.476	16-34	.471	11-14	.786	13	29	42	36.7	19	18	16	6	4	87	76.7
at Indiana	01/06/22	51-67	L	16-52	.308	8-27	.296	11-12	.917	5	28	33	36.4	13	12	15	3	7	51	74.6
NORTHWESTERN	01/09/22	95-87	W	29-51	.569	11-25	.440	26-27	.963	7	22	29	35.8	15	18	14	8	9	95	76.2
Ohio State		990		344-714	.482	121-309	.392	181-236	.767	111	355	466	35.8	216	200	170	68	68	990	76.2
Opponents		908		323-793	.407	86-272	.316	176-232	.759	145	287	432	33.2	235	140	141	36	94	908	69.8

Games played: 13

Points/game: 76.2

FG Pct: 48.2

3FG Pct: 39.2

FT Pct: 76.7

Rebounds/game: 35.8

Assists/game: 15.4

Turnovers/game: 13.1

Assist/turnover ratio: 1.2

Steals/game: 5.2

Blocks/game: 5.2

OPPONENT GAME-BY-GAME STATS

Opponent	Date	Score		Total		3-Pointers		Free throws		Rebounds				pf	a	t/o	blk	stl	pts	avg
				fg-fga	pct	3fg-fga	pct	ft-fa	pct	off	def	tot	avg							
AKRON	11/09/21	67-66	W	25-58	.431	7-22	.318	9-12	.750	14	20	34	34.0	19	5	11	2	4	66	66.0
NIAGARA	11/12/21	84-74	W	24-56	.429	11-21	.524	15-20	.750	8	23	31	32.5	19	12	13	1	6	74	70.0
BOWLING GREEN	11/15/21	89-58	W	24-61	.393	7-21	.333	3-8	.375	11	21	32	32.3	13	7	18	4	4	58	66.0
at Xavier	11/18/21	65-71	L	26-65	.400	5-24	.208	14-17	.824	16	27	43	35.0	17	14	11	5	10	71	67.2
vs #21 Seton Hall	11/22/21	79-76	W	24-63	.381	5-23	.217	23-27	.852	14	22	36	35.2	17	4	8	4	6	76	69.0
vs #23 Florida	11/24/21	68-71	L	22-60	.367	4-14	.286	23-33	.697	16	19	35	35.2	20	8	11	2	13	71	69.3
#1 DUKE	11/30/21	71-66	W	25-65	.385	4-14	.286	12-16	.750	9	27	36	35.3	23	11	7	2	6	66	68.9
at Penn St.	12/05/21	76-64	W	23-51	.451	5-17	.294	13-15	.867	6	23	29	34.5	16	12	15	1	6	64	68.2
TOWSON	12/08/21	85-74	W	24-55	.436	12-28	.429	14-17	.824	8	13	21	33.0	24	14	10	1	9	74	68.9
#22 WISCONSIN	12/11/21	73-55	W	22-65	.338	6-26	.231	5-9	.556	5	23	28	32.5	19	7	8	5	7	55	67.5
at Nebraska	01/02/22	87-79	Wot	27-65	.415	8-23	.348	17-23	.739	11	23	34	32.6	16	13	8	0	9	79	68.5
at Indiana	01/06/22	51-67	L	25-61	.410	2-15	.133	15-18	.833	11	30	41	33.3	13	14	9	6	7	67	68.4
NORTHWESTERN	01/09/22	95-87	W	32-68	.471	10-24	.417	13-17	.765	16	16	32	33.2	19	19	12	3	7	87	69.8
Opponents		908		323-793	.407	86-272	.316	176-232	.759	145	287	432	33.2	235	140	141	36	94	908	69.8
Ohio State		990		344-714	.482	121-309	.392	181-236	.767	111	355	466	35.8	216	200	170	68	68	990	76.2

Games played: 13

Points/game: 69.8

FG Pct: 40.7

3FG Pct: 31.6

FT Pct: 75.9

Rebounds/game: 33.2

Assists/game: 10.8

Turnovers/game: 10.8

Assist/turnover ratio: 1.0

Steals/game: 7.2

Blocks/game: 2.8

INDIVIDUAL SUPERLATIVES

	OHIO STATE		OPPONENT	
Points	35	Malaki Branham at Nebraska (01/02/22)	29	Jared Rhoden vs #21 Seton Hall (11/22/21)
FGs Made	13	Malaki Branham at Nebraska (01/02/22)	11	Johnny Davis vs #22 Wisconsin (12/11/21) Trayce Jackson-Davis at Indiana (01/06/22)
FG Attempts	20	E.J. Liddell vs Northwestern (01/09/22)	22	Johnny Davis vs #22 Wisconsin (12/11/21)
FG % (min 5 made)	.857 (6-7)	Kyle Young vs Towson (12/08/21)	.667	Three times
3-Pt FGs Made	6	Malaki Branham at Nebraska (01/02/22)	4	Three times
3-Pt FG Attempts	10	Justin Ahrens vs Towson (12/08/21) Malaki Branham at Nebraska (01/02/22)	9	Marcus Hammond vs Niagara (11/12/21)
3-Pt FG % (min 4 made)	1.000 (4-4)	Kyle Young at Penn St. (12/05/21)	.667 (4-6)	Ty Berry vs Northwestern (01/09/22)
FTs Made	13	Malaki Branham vs Northwestern (01/09/22)	11	Jared Rhoden vs #21 Seton Hall (11/22/21)
FT Attempts	14	Malaki Branham vs Northwestern (01/09/22)	13	Jared Rhoden vs #21 Seton Hall (11/22/21)
FT % (min 8 made)	1.000 (10-10) 1.000 (8-8)	E.J. Liddell vs #21 Seton Hall (11/22/21) E.J. Liddell vs Towson (12/08/21)	.900 (9-10)	Phlandrous Fleming Jr. vs #23 Florida (11/24/21)
Rebounds	14	Three times	14	Jack Nunge at Xavier (11/18/21)
Assists	8	Jamari Wheeler at Penn St. (12/05/21)	10	Terry Nolan Jr. vs Towson (12/08/21)
Steals	5	Jamari Wheeler vs Northwestern (01/09/22)	4	Phlandrous Fleming Jr. vs #23 Florida (11/24/21) Derrick Walker at Nebraska (01/02/22)
Blocked Shots	8	E.J. Liddell at Xavier (11/18/21)	4	Trayce Jackson-Davis at Indiana (01/06/22)
Turnovers	6	E.J. Liddell vs Towson (12/08/21)	4	Seven times
Fouls	5	Three times	5	Five times
Minutes	42	Malaki Branham at Nebraska (01/02/22)	40	Jalen Pickett at Penn St. (12/05/21)

TEAM SUPERLATIVES

	OSU HIGH		OSU LOW		OPPONENT HIGH		OPPONENT LOW	
Points	95	NORTHWESTERN (1/09/22)	51	at Indiana (01/06/22)	87	NORTHWESTERN (1/9/22)	55	#22 WISCONSIN (12/11/21)
FGs Made	36	BOWLING GREEN (11/15/21)	16	at Indiana (01/06/22)	32	NORTHWESTERN (1/9/22)	22	vs #23 Florida (11/24/21) #22 WISCONSIN (12/11/21)
FG Attempts	70	BOWLING GREEN (11/15/21)	47	vs #23 Florida (11/24/21) TOWSON (12/08/21)	68	NORTHWESTERN (1/9/22)	51	at Penn St. (12/05/21)
FG %	.574 (27-47)	TOWSON (12/08/21)	.308 (16-52)	at Indiana (01/06/22)	.471 (32-68)	NORTHWESTERN (1/9/22)	.338 (22-65)	#22 WISCONSIN (12/11/21)
Single Half FG %	.667 (18-27)	NORTHWESTERN (1/09/22)	.261 (6-23)	at Indiana (01/06/22) at Xavier (11/18/21)	.516 (16-31)	NORTHWESTERN (1/9/22)	.226 (7-31)	#1 DUKE (11/30/21)
3-PT FGs Made	16	at Nebraska (01/02/22)	65	at Xavier (11/18/21)	12	TOWSON (12/08/21)	2	at Indiana (01/06/22)
3-PT FG Attempts	34	at Nebraska (01/02/22)	14	AKRON (11/09/21)	28	TOWSON (12/08/21)	14	vs #23 Florida (11/24/21) #1 DUKE (11/30/21)
3 PT FG %	.500 (11-22)	vs #21 Seton Hall (11/22/21)	.263 (5-19)	vs #23 Florida (11/24/21)	.524 (11-21)	NIAGARA (11/12/21)	.133 (2-15)	at Indiana (01/06/22)
FTs Made	26	NORTHWESTERN (1/09/22)	5	BOWLING GREEN (11/15/21)	23	vs #21 Seton Hall (11/22/21) vs #23 Florida (11/24/21)	3	BOWLING GREEN (11/15/21)
FT Attempts	30	NIAGARA (11/12/21)	7	BOWLING GREEN (11/15/21)	33	vs #23 Florida (11/24/21)	8	BOWLING GREEN (11/15/21)
FT %	.963 (26-27)	NORTHWESTERN (1/09/22)	.500 (11-22)	#1 DUKE (11/30/21)	.867 (13-15)	at Penn St. (12/05/21)	.375 (3-8)	BOWLING GREEN (11/15/21)
Rebounds	49	#22 WISCONSIN (12/11/21)	28	at Penn St. (12/05/21)	43	at Xavier (11/18/21)	21	TOWSON (12/08/21)
Assists	27	BOWLING GREEN (11/15/21)	11	AKRON (11/09/21) vs #23 Florida (11/24/21)	19	NORTHWESTERN (1/9/22)	4	vs #21 Seton Hall (11/22/21)
Steals	9	NORTHWESTERN (1/09/22)	2	#1 DUKE (11/30/21)	13	vs #23 Florida (11/24/21)	4	AKRON (11/09/21) BOWLING GREEN (11/15/21)
Blocked Shots	9	at Xavier (11/18/21)	2	BOWLING GREEN (11/15/21)	6	at Indiana (01/06/22)	0	at Nebraska (01/02/22)
Turnovers	18	vs #23 Florida (11/24/21)	10	NIAGARA (11/12/21) vs #21 Seton Hall (11/22/21)	18	BOWLING GREEN (11/15/21)	7	#1 DUKE (11/30/21)
Fouls	24	vs #23 Florida (11/24/21)	12	BOWLING GREEN (11/15/21)	24	TOWSON (12/08/21)	13	BOWLING GREEN (11/15/21) at Indiana (01/06/22)
DQ's	1	Three times	--		2	TOWSON (12/08/21)	1	Three times

POINTS - REBOUNDS - ASSISTS

Opponent	Date	Score		00 MEECHIE J	01 SOTOS,JIMM	02 RUSSELL,CE	03 III,EUGENE	10 AHRENS,JUS	14 SUEING,JUS	22 BRANHAM,MA
AKRON	11/09/21	67-66	w	4-5-0	DNP	0-0-0	2-1-1	7-1-3	2-3-0	7-6-3
NIAGARA	11/12/21	84-74	w	7-1-0	0-0-2	DNP	0-1-0	6-3-3	10-4-0	7-2-1
BOWLING GREEN	11/15/21	89-58	w	13-1-3	5-1-3	0-0-1	12-0-2	11-5-1	DNP	8-2-3
at Xavier	11/18/21	65-71	L	14-1-3	DNP	DNP	0-8-1	3-0-1	DNP	7-4-1
vs #21 Seton Hall	11/22/21	79-76	w	8-1-2	6-2-1	0-1-0	DNP	17-4-0	DNP	2-3-2
vs #23 Florida	11/24/21	68-71	L	2-1-2	1-4-1	3-0-0	DNP	6-2-3	DNP	4-3-2
#1 DUKE	11/30/21	71-66	w	0-2-1	0-0-0	12-3-0	DNP	7-6-0	DNP	8-2-1
at Penn St.	12/05/21	76-64	w	8-1-2	DNP	3-0-0	DNP	9-4-1	DNP	11-1-2
TOWSON	12/08/21	85-74	w	3-1-0	0-0-2	0-0-0	3-2-0	16-2-1	DNP	9-5-1
#22 WISCONSIN	12/11/21	73-55	w	8-2-2	0-0-0	7-1-1	0-1-0	5-4-1	DNP	0-2-0
at Nebraska	01/02/22	87-79	w	6-1-2	3-1-2	3-0-1	2-1-1	5-2-1	DNP	35-6-1
at Indiana	01/06/22	51-67	L	7-2-1	DNP	0-0-0	0-4-0	6-3-1	DNP	13-5-3
NORTHWESTERN	01/09/22	95-87	w	6-2-0	DNP	9-0-2	0-0-0	0-3-1	DNP	24-4-5

Opponent	Date	Score		23 KEY,ZED	25 YOUNG,KYLE	32 LIDDELL,EJ	42 HOOKFIN,HA	50 BRUNK,JOEY	55 WHEELER,JA
AKRON	11/09/21	67-66	w	14-5-0	DNP	25-11-3	DNP	4-1-0	2-2-1
NIAGARA	11/12/21	84-74	w	11-7-1	5-7-1	29-5-3	DNP	0-0-0	9-2-6
BOWLING GREEN	11/15/21	89-58	w	12-9-0	8-5-2	13-3-4	0-1-0	1-5-3	6-5-5
at Xavier	11/18/21	65-71	L	6-2-1	12-6-1	17-7-1	DNP	0-1-0	6-5-6
vs #21 Seton Hall	11/22/21	79-76	w	6-2-1	12-8-3	28-6-1	DNP	0-1-0	0-2-3
vs #23 Florida	11/24/21	68-71	L	7-5-0	11-6-0	23-5-1	DNP	4-2-0	7-1-2
#1 DUKE	11/30/21	71-66	w	20-3-1	3-5-2	14-14-6	DNP	0-0-0	7-3-2
at Penn St.	12/05/21	76-64	w	4-3-1	16-7-1	14-5-1	DNP	2-0-1	9-5-8
TOWSON	12/08/21	85-74	w	13-9-0	18-2-1	15-7-3	DNP	0-0-0	8-2-5
#22 WISCONSIN	12/11/21	73-55	w	11-9-2	5-14-0	28-9-4	0-0-0	0-0-0	9-5-5
at Nebraska	01/02/22	87-79	w	7-14-2	DNP	10-8-7	DNP	0-1-0	16-7-1
at Indiana	01/06/22	51-67	L	2-3-1	3-2-0	11-9-0	DNP	6-2-0	3-2-6
NORTHWESTERN	01/09/22	95-87	w	8-3-0	6-2-2	34-4-2	DNP	DNP	8-8-6

GAME-BY-GAME TEAM COMPARISON

Opponent	1st	2nd	Score	Mar	Total FG	FG Pct	3-Pointers	3FG Pct	Free Throws	FT Pct	Rebounds	Assist	T/Over	Block	Steal	Fouls
AKRON	36/28	31/38	67-66	+1	26-60/25-58	.433/.431	4-14/7-22	.286/.318	11-16/9-12	.688/.750	38/34 +4	11/5	11/11	5/2	5/4	15/19
NIAGARA	42/41	42/33	84-74	+10	27-50/24-56	.540/.429	10-26/11-21	.385/.524	20-30/15-20	.667/.750	34/31 +3	17/12	10/13	8/1	5/6	19/19
BOWLING GREEN	41/18	48/40	89-58	+31	36-70/24-61	.514/.393	12-32/7-21	.375/.333	5-7/3-8	.714/.375	43/32 +11	27/7	12/18	2/4	8/4	12/13
Xavier	26/35	39/36	65-71	(6)	23-61/26-65	.377/.400	8-21/5-24	.381/.208	11-13/14-17	.846/.824	35/43 (8)	15/14	13/11	9/5	3/10	18/17
#21 Seton Hall	40/35	39/41	79-76	+3	23-48/24-63	.479/.381	11-22/5-23	.500/.217	22-25/23-27	.880/.852	31/36 (5)	13/4	10/8	5/4	5/6	18/17
#23 Florida	30/26	38/45	68-71	(3)	25-47/22-60	.532/.367	5-19/4-14	.263/.286	13-20/23-33	.650/.697	33/35 (2)	11/8	18/11	7/2	5/13	24/20
#1 DUKE	30/43	41/23	71-66	+5	26-54/25-65	.481/.385	8-20/4-14	.400/.286	11-22/12-16	.500/.750	40/36 +4	13/11	12/7	4/2	2/6	14/23
Penn St.	41/30	35/34	76-64	+12	27-53/23-51	.509/.451	12-27/5-17	.444/.294	10-12/13-15	.833/.867	28/29 (1)	17/12	13/15	3/1	8/6	17/16
TOWSON	33/32	52/42	85-74	+11	27-47/24-55	.574/.436	10-23/12-28	.435/.429	21-25/14-17	.840/.824	31/21 +10	13/14	12/10	4/1	3/9	18/24
#22 WISCONSIN	34/29	39/26	73-55	+18	29-58/22-65	.500/.338	6-19/6-26	.316/.231	9-13/5-9	.692/.556	49/28 +21	15/7	14/8	4/5	4/7	14/19
Nebraska	34/32	38/40	87-79	+8	30-63/27-65	.476/.415	16-34/8-23	.471/.348	11-14/17-23	.786/.739	42/34 +8	18/13	16/8	6/0	4/9	19/16
Indiana	30/33	21/34	51-67	(16)	16-52/25-61	.308/.410	8-27/2-15	.296/.133	11-12/15-18	.917/.833	33/41 (8)	12/14	15/9	3/6	7/7	13/13
NORTHWESTERN	51/39	44/48	95-87	+8	29-51/32-68	.569/.471	11-25/10-24	.440/.417	26-27/13-17	.963/.765	29/32 (3)	18/19	14/12	8/3	9/7	15/19

Note: Game totals are displayed in the format TEAM/OPPONENT for each category

ANALYSIS STATISTICS

Date	Opponent	W/L	Score	Largest Lead				Time Led		Paint		Off TOs		2nd Chance		Fastbreak		Bench	
				OSU	Opp	Ties	LC	OSU	Opp	OSU	Opp	OSU	Opp	OSU	Opp	OSU	Opp	OSU	Opp
11/9/21	AKRON	W	67-66	14	4	9	9	23:35	10:21	40	30	15	20	19	16	2	9	15	9
11/12/21	NIAGARA	W	84-74	12	6	4	6	30:22	6:07	28	22	18	12	9	8	10	2	22	11
11/15/21	BOWLING GREEN	W	89-54	42	-	-	-	39:40	-	46	26	20	8	13	12	8	8	39	37
11/18/21	at Xavier	L	65-71	-	11	-	-	-	39:46	28	38	4	10	12	9	8	12	26	32
11/22/21	vs. #21 Seton Hall	W	79-76	12	5	6	7	28:39	8:28	18	24	8	10	3	8	9	13	32	37
11/24/21	vs. #24 Florida	L	68-71	10	5	6	5	33:24	3:23	34	28	10	22	7	16	6	8	24	31
11/30/21	#1 DUKE	W	71-66	6	15	5	3	31:09	6:02	30	38	8	15	12	7	3	11	15	9
12/5/21	at Penn State	W	76-64	18	7	1	4	34:31	4:35	28	32	18	18	4	7	7	2	29	5
12/8/21	TOWSON	W	85-74	16	7	5	6	10:51	25:57	26	18	12	20	8	5	2	7	24	28
12/11/21	#22 WISCONSIN	W	73-55	23	8	2	2	30:19	7:06	32	24	9	11	11	2	14	8	20	10
12/18/21	vs. #21 Kentucky	Cancelled																	
12/21/21	UT MARTIN	Cancelled																	
12/28/21	NEW ORLEANS	Cancelled																	
1/2/22	at Nebraska	W	87-79 (ot)	8	5	11	8	30:06	8:08	28	38	6	14	12	12	5	5	14	25
1/6/22	at Indiana	L	51-67	8	17	6	16	11:45	26:29	10	38	10	16	2	9	7	17	16	18
1/9/22	NORTHWESTERN	W	95-87	15	-	1	-	39:17	-	32	30	10	16	12	17	8	0	23	13

2021-22 HALF HIGHS AND LOWS

	Ohio State	
	High	Low
1st Half	51 (11/9/22)	26 (11/18/21)
2nd Half	52 (12/8/21)	21 (1/6/22)
	Opponent	
	High	Low
1st Half	43 (11/30/21)	18 (11/15/21)
2nd Half	48 (1/9/22)	23 (11/30/21)

2021-22 POINT DIFFERENTIAL

Margin	1	1	3	5	6	8	10	11	12	16	18	31
Wins	1	1		1		2	1	1	1		1	1
Losses			1		1					1		

Under Holtmann 21-22

1 point games	3-3	1-0
5 or fewer points	15-14	1-1
6-10 points	28-13	4-1
11-15 points	15-11	2-0
16-20 points	15-6	1-1
21+ points	23-3	1-0

OHIO STATE RECORD WHEN...

DAY Under Holtmann 21-22

On Monday	7-0	2-0
On Tuesday	12-3	2-0
On Wednesday	16-7	1-1
On Thursday	12-9	0-2
On Friday	9-5	1-0
On Saturday	22-10	1-0
On Sunday	19-13	3-0

MONTH Under Holtmann 21-22

In November	25-6	5-2
In December	25-5	3-0
In January	19-15	2-1
In February	20-10	0-0
In March	8-11	0-0

OVERTIME Under Holtmann 21-22

At home	0-1	0-0
On road	2-0	1-0
Neutral site	1-3	0-0

HALVES Under Holtman 21-22

Leading at halftime	79-12	8-1
Trailing at halftime	13-34	1-2
Tied at halftime	4-1	0-0

VS. RANKED Under Holtmann 21-22

vs. ranked team at home	9-6	2-0
vs. ranked team on road	6-9	0-0
vs. ranked team on neutral site	5-8	1-1

REBOUNDS Under Holtmann 21-22

OSU has more rebounds	76-17	7-0
OSU has fewer rebounds	20-27	3-2
Rebounds are tied	1-2	0-0

ASSISTS Under Holtmann 21-22

OSU has 15 or more	52-9	6-1
OSU has 20 or more	9-0	1-0
Allow 9 or fewer	26-10	3-1

TURNOVERS Under Holtmann 21-22

OSU has 10 or fewer	25-10	2-0
OSU has fewer than opponent	45-16	3-0
Force 15 or more	22-11	2-0

BLOCKS Under Holtman 21-22

OSU has 5 or more	32-6	5-2
OSU has 0 blocks	3-4	0-0
Opponent has 5 or more	16-17	1-2

STEALS Under McGuff 20-21

OSU has 10 or more	7-0	0-0
OSU has 5 or more	61-28	5-1
Opponent has 10 or more	4-6	0-2

EXTRA POSSESSION 21-22

OSU has more rebounds & fewer turnovers	39-10	2-0
---	-------	-----

OSU POINTS Under Holtmann 21-22

OSU scores 49 or fewer	0-2	0-0
OSU scores 50-59	1-14	0-1
OSU scores 60-69	16-19	1-2
OSU scores 70-79	39-9	4-0
OSU scores 80-89	27-3	4-0
OSU scores 90-99	12-0	1-0
OSU scores 100+	2-0	0-0

OPP POINTS Under Holtmann 21-22

Opponent scores 49 or fewer	7-0	0-0
Opponent scores 50-59	27-0	2-0
Opponent scores 60-69	38-15	3-1
Opponent scores 70-79	19-20	4-2
Opponent scores 80-89	6-8	1-0
Opponent scores 90-99	0-4	0-0
Opponent scores 100+	0-0	0-0

SHOOTING % Under Holtmann 21-22

OSU shoots 50% or better (FG)	38-4	6-1
OSU shoots 40% or better (3FG)	38-10	6-0
OSU shoots 80% or better (FT)	32-13	4-2
Opp shoots under 40% (FG)	44-12	4-1
Opp shoots under 30% (3FG)	37-14	3-3

3-PT FGS Under Holtmann 21-22

OSU makes 10 or more	38-8	7-0
OSU makes 5 or fewer	19-17	1-1
Opponent makes 5 or fewer	24-11	2-3

FT ATTEMPTS Under Holtmann 21-22

OSU attempts more FT	66-16	6-0
OSU attempts fewer FT	28-28	4-3

STARTING LINEUP 21-22

Wheeler, Branham, Ahrens, Liddell, Key	7-2
Wheeler, Johnson Jr., Ahrens, Liddell, Key	1-0
Wheeler, Branham, Ahrens, Liddell, Young	1-0
Wheeler, Branham, Ahrens, Liddell, Brunk	1-1

PLAYER Career 21-22

E.J. Liddell		
Scores 10 or more points	29-15	10-3
Scored 20 or more points	11-3	5-1
Grabs 10 or more rebounds	5-2	2-0
Records a double-double	4-2	2-0
Makes multiple three-pointers	8-2	3-0
Has 3 or more blocks	11-2	6-2
Has 3 or more steals	2-1	1-0

Eugene Brown

Scores 5 or more points	2-1	1-0
Makes multiple three-pointers	2-0	1-0
Grabs 4 or more rebounds	3-4	0-2

Justice Sueing

Scores 10 or more points	13-4	1-0
Scores 20 or more points	0-1	0-0
Makes multiple three-pointers	2-3	0-0
Grabs 10 or more rebounds	5-0	0-0
Records a double-double	4-0	0-0
Has 3 or more steals	3-0	0-0
Has 3 or more assists	4-2	0-0

Justin Ahrens

Scores 10 or more points	11-1	3-0
Makes 3 or more three-pointers	21-3	5-0
Grabs 5 or more rebounds	3-4	2-0

Kyle Young

Scores 10 or more points	23-5	3-2
Grabs 10 or more rebounds	4-1	1-0
Records a double-double	3-0	0-0
Has 2 or more blocks	6-2	0-0
Has 2 or more steals	5-2	1-0

Zed Key

Scores 10 or more points	11-0	6-0
Grabs 10 or more rebounds	2-0	1-0
Records a double-double	1-0	0-0
Has 2 or more blocks	6-1	2-0

Malaki Branham

Scores 10 or more points		3-1
Scores 20 or more points		2-0
Has 3 or more assists		3-1
Has 3 or more steals		1-1

Meechie Johnson Jr.

Scores 10 or more points	1-1	1-1
Made multiple three-pointers	8-2	6-2
3 or more assists	1-1	1-1
3 or more steals	1-0	1-0

THE LAST TIME OHIO STATE...

SCORING

Team	
100 Points Scored	106, vs. Penn State (12/7/19)
vs. Big Ten	106, vs. Penn State (12/7/19)
120 Points Scored	121, vs. George Mason (1/8/95)
50 or Fewer Points Scored	50, at Northwestern (3/6/19)
vs. Big Ten	50, at Northwestern (3/6/19)
Half	
50 Points Scored at Halftime	51, vs. Northwestern (1/9/22)
vs. Big Ten	51, vs. Northwestern (1/9/22)
50+ Points Scored in Both Halves	52/50 vs. North Carolina A&T (11/12/10)
60 Points Scored at Halftime	60, vs. Marshall (11/25/16)
50 Points Scored in Either Half	51 (1st), vs. Northwestern (1/9/22)
vs. Big Ten	51 (1st), vs. Northwestern (1/9/22)
60 Points Scored in Either Half	60 (2nd), vs. Penn State (12/7/19)
vs. Big Ten	60 (2nd) vs. Penn State (12/7/19)
10 or Fewer Pts Scored before Half	9, vs. Michigan State (2/7/96)
15 or Fewer Pts Scored before Half	9, vs. Michigan State (2/7/96)
20 or Fewer Pts Scored during a Half	20 (1st) at Wisconsin (2/9/20)
vs. Big Ten	20 (1st) at Wisconsin (2/9/20)
30+ point improvement 1st to 2nd half/W	+31 (22/53 W, 75-56) vs. Youngstown State (12/18/18)
30+ point improvement 1st to 2nd half/L	+31 (16/47 L, 73-67 OT) vs. Wisconsin (3/10/19)

Individual

40 Points by a Player	40, Jared Sullinger, vs. IUPUI (12/19/10)
vs. Big Ten	42, Clark Kellogg, vs. Northwestern (1/15/81)
30 Points by a Player	34, E.J. Liddell vs. Northwestern (1/9/22)
vs. Big Ten	34, E.J. Liddell vs. Northwestern (1/9/22)
Double-Double in 1st Half	Kaleb Wesson (11p/11r) vs. UMass Lowell (11/10/19)
Double-Double in 1st Half (Big Ten)	Jae'Sean Tate (13p/10r) vs. Wisconsin (2/23/17)
Triple-Double (Pts./Rebs./Asts.)	JaQuan Lyle vs Rutgers (16p/12r/11a on 1/13/16)
Double-Double (Pts./Asts.)	JaQuan Lyle (10p/11a) vs. Jackson St. (11/23/16)
vs. Big Ten	JaQuan Lyle (16p/12r/11a) vs. Rutgers (1/13/16)
2+ Double-Doubles, game	E.J. Liddell (23p/14r) vs. Oral Roberts (3/19/21)
	D. Washington Jr. (18p/10r) vs. Oral Roberts (3/19/21)
Double-Double off the bench	Trevor Thompson (17p/17r) vs. Connecticut (12/10/16)
Two Players with 20+ Points	E.J. Liddell (34), Malaki Branham (24) vs. Northwestern (1/9/22)
Two Freshmen with 20+ Points	D'Angelo Russell (23), Jae'Sean Tate (20) at Rutgers (2/8/15)
Back to Back Gms Two Players with 20 Pts	J. Sullinger (30), D. Thomas (22) vs. Purdue (3/9/12), J. Sullinger (24), D. Thomas (22) vs. Michigan (3/10/12)
Three Players with 20 Points	Keita Bates-Diop (24), Kam Williams (20), C.J. Jackson (20) SDSU (3/15/18)
Two Players with 25 Points	David Lighty (26) and Jared Sullinger (26), vs. Florida (11/16/10)
25 points in 1st half	D'Angelo Russell (25) at Minnesota (1/6/15)
25 points in either half	Justin Ahrens (25-2nd/29 for game) vs. Iowa (2/26/19)
vs. Big Ten	Justin Ahrens (25-2nd/29 for game) vs. Iowa (2/26/19)
25+ pts in back to back games	E.J. Liddell (25) vs. Akron 11/9/21, (29) vs. Niagara 11/2/21
25+ pts in 3 consecutive games	Keita Bates-Diop (27) at Iowa 1/4/18, (32) vs. MSU 1/7/18, (26) vs. Maryland 1/11/18
Player scored 20+ off the Bench	20, Duane Washington Jr. (20) vs. Purdue Fort Wayne (11/11/18)
Player had 20+pts, 15+ Rebounds	20/15, Jae'Sean Tate at Michigan (2/18/18)
5-Consecutive 20 pt. Games	Deshaun Thomas (1/2-13/2013)
Scored 15+ consecutive pts in a game	16 (half 2), JaQuan Lyle at Illinois (1/1/17)

Double Figures

Five Players in Double Figures	vs. Bowling Green (11/15/21); E.J. Liddell (13), Meechie Johnson Jr. (13), Zed Key (12), Eugene Brown III (12)Justin Ahrens (11)
vs. Big Ten	vs. Purdue (3/12/21); Seth Towns (11), Duane Washington Jr. (20), E.J. Liddell (17), Kyle Young (18), CJ Walker (10)
Six Players in Double Figures	vs. Nebraska (1/14/20); A. Wesson (11), Young (10), K. Wesson (13), D.J. Carton (13), CJ Walker (18), E.J. Liddell (10)
vs. Big Ten	vs. Nebraska (1/14/20); A. Wesson (11), Young (10), K. Wesson (13), D.J. Carton (13), CJ Walker (18), E.J. Liddell (10)
Seven Players in Double Figures	Bethune-Cookman (11/25/89) Jackson, Lee, Carter, Brown, Baker, Jent, Skelton
Zero Players in Double Figures	vs. Illinois (1/24/96)
Five Starters in Double Figures	vs. Morehead State (12/2/20); Justice Sueing (11), Kyle Young (10), E.J. Liddell (16), Duane Washington Jr. (11), CJ Walker (11)
vs. Big Ten	vs. No. 19 Michigan (3/1/20); A. Wesson (14), Muhammad (10), K. Wesson (14), CJ Walker (20), Washington Jr. (20)
Zero Starters in Double Figures	at Creighton (11/15/16)

FIELD GOALS

40 Field Goals	40 (67), vs. Robert Morris (11/10/17)
30 Field Goals	30 (63) at Nebraska (1/2/22)
30 FGs in Back to Back games	30 (50) Villanova (11/13/19); 30 (66) Stetson (11/18/19); 31 (58) vs. Purdue Fort Wayne (11/22/19)
in Overtime	30 (63),at Nebraska (1/2/22, 1ot)
20 or Fewer Field Goals	16 (52), at Indiana (1/6/22)
vs. Big Ten	16 (52), at Indiana (1/6/22)
15 or Fewer Field Goals	15 (48), vs. West Virginia (12/29/19)
Starters Made 1st 15 Field Goals Att.	vs. N. Florida (11/29/13): Scott (3-3), A. Williams (4-4), Smith Jr. (2-2), Craft (3-3), Ross (3-3)
Team made 10-Consecutive FGs	vs. William & Mary (12/9/17); (6 2s/4 3s) 19:18-12:24 (2nd)

Individual

Made 10+ consecutive 2 pt FGs	10, K. Wesson vs Youngstown State (12/18/18)
Made 15+ consecutive 2 pt. FGs	17, Deshaun Thomas vs. SC Upstate (6, 12/14/11) and South Carolina (11, 12/17/11)
10 Field Goals Made	13 (19), Malaki Branham at Nebraska (1/2/22)
10 Field Goals and Free Throws Made	10/11, Kaleb Wesson vs. Youngstown State (12/18/18)

Field Goal Attempts

40 or Fewer Attempts	37 (21), vs. Northwestern (1/29/11)
70 Attempts	70 (36), vs. Bowling Green (11/15/21)
80 Attempts	82 (45), vs. Marshall (11/25/16)

Field Goal Percentage

70+ Percent Shooting	.714 (35-49), vs. Presbyterian (12/15/07)
60+ Percent Shooting	.600 (30-50), vs. No. 10 Villanova (11/13/19)
vs. Big Ten	.660 (31-47), at Wisconsin (12/2/17)
Back to Back Games 60+ Pct. Shooting	.653 (32-49), vs. Marquette (11/18/14)
	.617 (37-60), UMass-Lowell (11/14/14)
Five-Consecutive gms 50+ FG Pct.	(11/29-12/14/13 vs. UNF (.692), vs. Maryland (.521), vs. CCSU (.527), vs. Bryant (.525), vs. NDSU (.529)
50+ Percent Shooting	.569 (29-51) vs. Northwestern (1/9/22)
vs. Big Ten	.569 (29-51) vs. Northwestern (1/9/22)
30 Percent Shooting or Less	.266 (17-64), at Northwestern (3/6/19)
70+ Percent Shooting (half).	.708 (17-24/2nd) vs. High Point (12/29/18)
vs. Big Ten	.783 (18-23/1st) at Wisconsin (12/2/17)

Individual

Perfect from the field (min. 10 made)	10 (10), Jae'Sean Tate vs. Northeastern (11/19/17)
---------------------------------------	--

THREE-POINTERS

10 3-Pointers	11-25, vs. Northwestern (1/9/22)
vs. Big Ten	11-25, vs. Northwestern (1/9/22)
10 3-pointers in a half	12/18, (2) vs. Penn State (12/7/19)
15 3-Pointers	16/34, at Nebraska (1/2/22)
Zero 3-Pointers	0/11, at Indiana (3/2/14)
Eight Players with a Made 3-pointer	vs. Maryland (1/11/18)
Three Players with 4 Made 3s in a game	K. Wesson (4-6), Muhammad (4-5), Washington Jr. (4-6)
	vs. Penn State (W, 106-74)
Equal 3s and 2s	8/8 at Indiana (1/6/22)
More 3s than 2s	16/14 at Nebraska (1/2/22)

Three-Point Attempts

35 or More Attempts	35 (14), vs. Purdue (1/19/21)
30 or More Attempts	34 (16), at Nebraska (1/2/22)
10 or Fewer Attempts	9 (5), at Wisconsin (2/1/14)

FREE THROWS

Team	
25 Made Free Throws	26 (27) vs. Northwestern (1/9/22)
vs. Big Ten	27 (27) vs. Northwestern (1/9/22)
30 Made Free Throws	30 (37), vs. Penn State (12/7/19)
Five or Fewer Made Free Throws	5 (7), vs. Bowling Green (11/15/21)
vs. Big Ten	5 (7), at Maryland (2/23/19)
20 Consecutive Made Free Throws	20 (26-27) vs. Northwestern (1/9/22)
Final 15 points scored from FT line	vs. Stanford (11/24/17) W 79-71
Perfect from FT line (min 15 made)	16-16 vs. Penn State (1/25/18)

Attempts

10 or Fewer Free Throws Attempted	7 (5), vs. Bowling Green (11/15/21)
30 Free Throws Attempted	30 (10) vs. Niagara (11/12/21)
vs. Big Ten	30 (22) vs. No. 3 Illinois (3/14/21)
40 Free Throws Attempted	42 (31), vs. Syracuse (3/24/12)
50 Free Throws Attempted	51 (38) vs. Ohio (11/12/13)

Individual

20 Consecutive Made FTs	45, CJ Walker (11/29/20 to 1/31/21)
30 Consecutive Made FTs	45, CJ Walker (11/29/20 to 1/31/21)
40 Consecutive Made FTs	45, CJ Walker (11/29/20 to 1/31/21)

THE LAST TIME OHIO STATE...

REBOUNDS

Team	
50 Rebounds	51, vs. Robert Morris (11/10/17)
vs. Big Ten	51, at Illinois (1/28/16)
60 Rebounds	61, vs. Marshall (11/25/16)
Individual	
15 Rebounds	18, Kaleb Wesson (18p/16r) at Nebraska (2/27/20)
20 Rebounds	22, Herb Williams vs. Marshall (11/28/77)
25 Rebounds	30, Jerry Lucas (3/9/62)
Three Players with 10 Rebounds	Carter, Jent, Robinson, vs. Tenn. State (12/17/90)
12+ Rebounds before halftime	12, Trevor Thompson vs. Youngstown St. (12/20/16)

ASSISTS

Team	
30 or More Assists	30, vs. VMI (11/23/11)
25 or More Assists	27, vs. Bowling Green (11/15/21)
vs. Big Ten	25, vs. Maryland (1/11/18)
Five or Fewer Assists	4, Michigan State (2/23/16)
Individual	
10 Assists	10, Keyshawn Woods vs. UCLA (12/22/18)
15 Assists	16, Shannon Scott vs. Sacred Heart (11/23/14)
Consecutive games with 10 or more	Shannon Scott: 14 vs. Marquette (11/18/14); 16 vs. Sacred Heart (11/23/14)
3 consecutive games with 10 or more	Shannon Scott: 11 vs UMass-Lowell (11/14/14); 14 vs. Marquette (11/18/14); 16 vs. Sacred Heart (11/23/14)
Most assists in back to back games	30, Shannon Scott: 14 vs. Marquette (11/18/14); 16 vs. Sacred Heart (11/23/14)
Most assists in 3 consecutive games	41, Shannon Scott: 11 vs UMass-Lowell (11/14/14); 14 vs. Marquette (11/18/14); 16 vs. Sacred Heart (11/23/14)

TURNOVERS

Team	
Five or Fewer Turnovers	5 vs. Michigan State (1/5/19)
vs. Big Ten	5 vs. Michigan State (1/5/19)

STEALS

Team	
15 or More	15, vs. Mercer (12/22/15)
vs. Big Ten	17, vs. Michigan (2/5/05)
10 or More	12, vs. Indiana (3/14/19)
vs. Big Ten	12, vs. Indiana (3/14/19)
10+ in consecutive games	10 vs. Illinois (1/3/15); 10 at Minnesota (1/6/15)
10+ in 3 consecutive games	10 vs High Point (12/10/14); 10 vs. Morehead St. (12/13/14); 18 vs. NC A&T (12/17/14)
0 steals	vs. Michigan (2/16/16)
Individual	
5 Steals	5, Jamari Wheeler vs. Northwestern (1/9/22)
3 Players 3 or more	Scott (3), Craft (3), Ravenel (3) vs. Minnesota (2/20/13)

BLOCKS

10+ Blocks Team	10, at Wisconsin (1/12/17)
vs. Big Ten	10, at Wisconsin (1/12/17)
0 Blocked Shots	vs. Houston (3/24/19)
vs. Big Ten	vs. Maryland (1/18/19)
6 players with at least 1 block	vs. Nebraska (1/14/20)
7 players with at least 1 block	vs. North Carolina (12/20/14)
3 players with at least 3 blocks	Thompson (3), Bell (3), Bates-Diop (3) vs. Youngstown St. (12/20/16)
Individual	
5 Blocks	5, E.J. Liddell vs. Northwestern (1/9/22)
10 Blocks	11, Ken Johnson, vs. Iowa (2/9/00)

PLAYER USAGE

Six Players Used	vs. Michigan State (2/21/10)
Seven Players Used	vs. Akron (3/15/16)
Playing 40 Minutes (non-OT)	Andre Wesson vs. Illinois (3/5/20)
Playing 45 Minutes (OT)	Keita Bates-Diop at Indiana-OT (2/23/18)
Played 50 Minutes (2OT)	David Lighty, William Buford vs. Illinois-2ot (3/13/10)

FOULS

Three Players Fouled Out	A. Wesson, K. Wesson, Muhammad, vs. Michigan State (1/5/19)
vs. Big Ten	A. Wesson, K. Wesson, Muhammad, vs. Michigan State (1/5/19)

MARGIN OF VICTORY

40-Point Victory	107-61 (+46) vs. Purdue Fort Wayne (11/11/18)
vs. Big Ten	102-62 (+40), vs. Northwestern (1/10/91)
30-Point Victory	89-58 (+31) vs. Bowling Green (11/15/21)
vs. Big Ten	90-54 (+36) vs. Nebraska (12/30/20)
30+ Pt. Wins, Back-to-Back Home Games	80-48 (+32) vs. SEMO (12/17/19) 106-74 (+32) vs. Penn State (12/7/19)
3 30-point Big Ten wins, season	vs. Northwestern (87-54), Nebraska (71-40), at Nebraska (79-45) in 2012
50-Point Victory	97-43 (+54) vs. High Point (12/10/14)
60-Point Victory	100-40, vs. UT Martin (12/27/10)
70-Point Victory	116-44, vs. Chicago State (11/30/91)
80-Point Victory	88-2, vs. Ohio (2/6/1903)

Halftime/Deficits

20+ Point Lead at Halftime	41-18 (+23), vs. Bowling Green (11/15/21)
vs. Big Ten	49-26 (+23), at Wisconsin (12/2/17)
30-Point Lead at Halftime	47-17 (+30), vs. Northeastern (11/19/17)
30+ Deficit at Halftime	48-18 (-30) at Indiana (1/10/16)
20+ Deficit at Halftime	45-21 (-24) at Penn State (2/15/18)
10-Point Halftime Deficit Overcome	-15, Duke (11/30/21), down 43-30, W 71-66
10-Point Deficit Overcome (any point)	-11 at Iowa (2/4/21), down 61-50 14:29-2nd W 89-85
20-Point Halftime Deficit Overcome	-20, vs. Penn State (3/3/01)
20-Point Deficit Overcome	-20, Michigan (12/4/17), down 43-23 1:31-1st, W 71-62
15-19 Point Deficit Overcome	-15, vs. Duke (11/30/21), 45-30 (19:36/2nd), W 71-66

VS. RANKED OPPONENTS

Ohio State Played a Ranked Opponent	
Ohio State Win	73-55, vs. vs. No. 22 Wisconsin (12/11/21)
Ohio State Loss	68-71, vs. No. 23 Florida (11/24/21)
Ohio State Played an AP No. 1-Ranked Team	
Ohio State Win	71-66, vs. No. 1 Duke (11/30/21)
Ohio State Loss	81-68, vs. No. 1 Indiana (2/10/13)
Ohio State Played an AP Top 5 Team	
Ohio State Win	71-66, vs. No. 1 Duke (11/30/21)
Ohio State Loss	91-88 ot, vs. No. 3 Illinois (3/14/21)
Ohio State Played an AP Top 10 Team	
Ohio State Win	71-66, vs. No. 1 Duke (11/30/21)
Ohio State Loss	91-88 ot, vs. No. 3 Illinois (3/14/21)

OVERTIME

Overtime Game	
Ohio State Home Win	72-63, Akron (3/16/16)
Ohio State Home Loss	73-67, Wisconsin (3/10/19)
Ohio State Neutral Win	87-78, vs. Purdue (3/12/21 1ot)
Ohio State Neutral Loss	75-72, vs. Oral Roberts (3/19/21 1ot)
Ohio State Away Win	87-79, at Nebraska (1/2/22 1ot)
Ohio State Away Loss	72-68, at Michigan State (1/7/14)
Double Overtime Game	
Ohio State Win	80-78, at Indiana (2/23/18 2ot)
Ohio State Loss	74-72, vs. Siena (3/20/09)
Triple Overtime Game	
Ohio State Win	93-92, vs. Purdue (3/5/81)
Ohio State Loss	97-96, vs. Rutgers (12/30/78)

ONE-POINT GAMES

Ohio State Home Win	67-66, Akron (11/9/21)
Ohio State Home Loss	58-57, Nebraska (2/18/17)
Ohio State Neutral Win	68-67, vs. No. 4 Michigan (3/13/21)
Ohio State Neutral Loss	69-68 vs. Penn State (3/2/18)
Ohio State Away Win	71-70, at Penn State (2/28/17)
Ohio State Away Loss	71-70, at Northwestern (12/26/20)

OPENERS

Home Openers	
Ohio State Win	67-66, vs. Akron (11/9/21)
Ohio State Loss	73-53, vs. Georgia Tech (12/16/03)
Road Opener	
Ohio State Win	90-85, at Notre Dame (12/8/20)
Ohio State Loss	65-71, at Xavier (11/18/21)
Neutral Opener	
Ohio State Win	79-76, vs. Seton Hall (11/22/21)
Ohio State Loss	Rocket Mortgage Fort Myers Tip-off, Fort Myers, Fla. 86-59, vs. No. 17 Gonzaga (11/23/17) Veterans Coliseum, Portland, Oregon

THE LAST TIME AN OPPONENT...

SCORING

Team

Scored 100 Points in OT	100, at Maryland (1/16/15)
Scored 120 Points	113, LSU (2-OT) (1/15/10)
Scored 50 or Fewer Points By a Big Ten Opponent	122, Indiana (2/2/59) 40, Youngstown St. (12/20/16) 46, vs. Penn State (1/26/16)

Half

50 Points Scored at Halftime	54, Indiana (3/4/17)
60 Points Scored at Halftime	61, Illinois (2/17/88)
50 Points Scored in Either Half By a Big Ten Opponent	50 (2), Michigan State (1/5/19) 50 (2), Michigan State (1/5/19)
60 Points Scored in Either Half	63 (2), Penn State (2/16/98)
15 or Fewer Pts Scored before Half By a Big Ten Opponent	14, Stetson (11/18/19) 15, at Rutgers (1/14/18)
20 or Fewer Points Scored during a Half By a Big Ten Opponent	18 (1), Bowling Green (11/15/21) 20 (1), Purdue (2/15/20)

Individual

40+ Points by a Player	43, Brandon Paul, Illinois (1/10/12)
30+ Points by a Player	30, Kevin Obanor, Oral Roberts (3/19/21 ot)
Triple-Double (Pts./Reb./Asts.)	Zavier Simpson (11p/10r/12a), Michigan (1/29/19)
Two Players with 20 Points	Kevin Obanor (30), Max Abmas (29), Oral Roberts (3/19/21 ot)
Three Players with 20 Points	Ty Berry (23), Pete Nance (20), Chase Audige (20) Northwestern (1/9/22)
Two Players with 25 Points	Kevin Obanor (30), Max Abmas (29), Oral Roberts (3/19/21 ot)
Player scored 20+ Points off the Bench	23, Zach Morley, Wisconsin (3/11/05)

Double Figures

Five Players in Double Figures	No. 3 Illinois (3/14/21); Cockburn (16), Frazier (10), Dosunmu (16), Curbelo (16), Bezhanishvili (12), Williams (13)
By Big Ten Opponent	No. 3 Illinois (3/14/21); Cockburn (16), Frazier (10), Dosunmu (16), Curbelo (16), Bezhanishvili (12), Williams (13)
Six Players in Double Figures	No. 3 Illinois (3/14/21); Cockburn (16), Frazier (10), Dosunmu (16), Curbelo (16), Bezhanishvili (12), Williams (13)
By Big Ten Opponent	No. 3 Illinois (3/14/21); Cockburn (16), Frazier (10), Dosunmu (16), Curbelo (16), Bezhanishvili (12), Williams (13)
Zero Players in Double Figures	Louisiana-Monroe (12/27/13)
Zero Starters in Double Figures	Rutgers (2/13/20), OSU win 72-66

FIELD GOALS

30 Field Goals	32 (68), vs. Northwestern (1/9/22)
By Big Ten Opponent in OT	32 (68), vs. Northwestern (1/9/22)
20 or Fewer Field Goals	31 (75), Illinois (2-OT) (3/13/10)
By Big Ten Opponent	20 (57), vs. No. 4 Michigan (3/13/21) 20 (57), vs. No. 4 Michigan (3/13/21)
20 or Fewer FGs in back to back games	19 (42), Indiana (2/1/20) 20 (60), Michigan (2/4/20) 19 (42), Indiana (2/1/20) 20 (60), Michigan (2/4/20)
By Big Ten Opponents	13 (52), Morehead State (12/2/20) 15 (53), at Illinois (2/15/14) 2 (17)-1st, at Cincinnati (11/7/18)
15 or Fewer Field Goals	
By Big Ten Opponent	
1-5 2-pt FGs made in a half	

Field Goal Attempts

40 or Fewer Attempts	40 (18), Delaware State (12/19/09)
70+ Attempts	70 (25), Oral Roberts (3/19/21 ot)
By Big Ten Opponent	77 (28), vs. Minnesota (3/11/21)
80 Attempts	91 (36), George Mason (12/9/95)
90 Attempts	91 (36), George Mason (12/9/95)

Field Goal Percentage

70 Percent Shooting	.733 (33-45), Michigan State (2/7/04)
60 Percent Shooting	.667 (34-51), at Michigan State (3/5/16)
by Big Ten Opponent	.667 (34-51), at Michigan State (3/5/16)
50 Percent Shooting	.519 (27-52), vs. No. 4 Illinois (3/6/21)
by Big Ten Opponent	.519 (27-52), vs. No. 4 Illinois (3/6/21)
Under 30 Pct. Shooting	.283 (17-60), vs. Nebraska (12/30/20)
by Big Ten Opponent	.283 (17-60), vs. Nebraska (12/30/20)
Consecutive Opps. Under 30 Pct. Shooting	.275 (14-51) Western Carolina (11/21/16); .295 (18-61) Jackson State (11/23/16) .185 (10-54) vs. La.-Monroe (12/27/13) .172 (5-29/2nd) Michigan (12/4/17) OSU W 71-62
Under 20 Pct. Shooting	
Under 20 Pct. Shooting/Half	

THREE-POINTERS

10 3-Pointers	10 (24), vs. Northwestern (1/9/22)
By Big Ten Opponent	10 (24), vs. Northwestern (1/9/22)
17 3-Pointers	17 (35), UMBC (12/29/07)
Most By Big Ten Opponent	16 (26), Purdue (2/7/98)
Zero 3-Pointers	0/13, Minnesota (12/2/18)
By Big Ten Opponent	0/13, Minnesota (12/2/18)

More 3s than 2s	11/10, UMass Lowell (11/29/20)
Back to Back teams with more 3s than 2s	10/9 at No. 5 Louisville (12/2/14); 11/7 vs. Colgate (12/6/14)
Equal 3s and 2s	12 each, Towson (12/8/21)
Back to Back to Back with 10+ 3-Pointers	10 (31) at Michigan (2/4/20); 12 (32) at Wisconsin (2/9/20)

Three-Point Attempts

40 or More Attempts	43 (13) Citadel (11/19/17)
30 or More Attempts	35 (11) Oral Roberts (3/19/21 ot)
By Big Ten Opponent	32 (8) vs. Minnesota (3/11/21)
25 or More Attempts	26 (6) Wisconsin (12/11/21)
By Big Ten Opponent	26 (6) Wisconsin (12/11/21)
10 or Fewer Attempts	9, Jackson State (11/18/11)
By Big Ten Opponent	5, Michigan State (2/15/11)

FREE THROWS

Team

25 Free Throws Made	30 (37), Michigan State (1/5/19)
By Big Ten Opponent	30 (37), Michigan State (1/5/19)
30 Free Throws	30 (37), Michigan State (1/5/19)
5 or Fewer Made Free Throws	5 (9), Wisconsin (12/11/21)
By Big Ten Opponent	5 (9), Wisconsin (12/11/21)
Perfect from Foul Line (at least 10 made)	15/15, Towson (11/15/04)
0 Free Throws	0 (0) Wisconsin (1/29/13)

Attempts

5 or Fewer Free Throws Attempted	5 (3), vs. Nebraska (1/14/20)
By Big Ten Opponent	5 (3), vs. Nebraska (1/14/20)
10 or Fewer Free Throws Attempted	9 (5), Wisconsin (12/11/21)
By Big Ten Opponent	9 (5), Wisconsin (12/11/21)
30 Free Throws Attempted	33 (23), No. 23 Florida (11/24/21)
By Big Ten Opponent	32 (24), No. 3 Illinois (3/14/21)
40 Free Throws Attempted	46, Wisconsin (2/6/02)
By Big Ten Opponent	46, Wisconsin (2/6/02)
0 free throws attempted	Wisconsin (1/29/13)

Individual

Perfect From Foul Line (min. 10 FTA)	10-10, Theo Pinson, North Carolina (12/23/17)
20 Free Throws	20 (22), Glenn Robinson, Purdue (2/23/94)
15 Free Throws	16 (18), Devin Harris, Wisconsin (2/14/04)

REBOUNDS

Team

50 Rebounds	53, vs. North Carolina (12/20/14)
15 or Fewer	14, Presbyterian (12/15/07)

Individual

10+ Rebounds	12, Trayce Jackson-Davis, at Indiana (1/6/22)
15+ Rebounds	15, Bruno Fernando, Maryland (1/18/19)

ASSISTS

Team

Five or Fewer Assists	4, vs. No. 21 Seton Hall (11/22/21)
-----------------------	-------------------------------------

Individual

10 Assists	10, Terry Nolan Jr., Towson (12/8/21)
By Big Ten Opponent	10, Xavier Simpson, Michigan (1/29/19)
15 Assists	15, Tony Miller, Marquette (12/12/93)

TURNOVERS

Team

Five or Fewer Turnovers	2, vs. No. 4 Michigan (3/13/21)
By Big Ten Opponent	2, vs. No. 4 Michigan (3/13/21)
25 Turnovers	25, Mercer (12/22/15)
By Big Ten Opponent	27, Nebraska (1/21/12)
30 Turnovers	33, Denver (12/7/00)

Individual

10 Turnovers	10, Corey Hemphill, Tennessee Tech (11/24/98)
--------------	---

STEALS

Team

10 or More	13, vs. No. 23 Florida (11/24/21)
By Big Ten Opponent	11, at Indiana (1/11/20)

Individual

5 Steals by a Player	5, Carlos Jurgens, Oral Roberts (3/19/21 ot)
5 Steals by 2 players	5, Jamari Wheeler, Josh Reaves, Penn State (2/7/19)

BLOCKS

10+ Team	12, Minnesota (1/8/17)
By Big Ten Opponent	12, Minnesota (1/8/17)
Zero Blocked Shots	at Nebraska (1/2/22)
By Big Ten Opponent	at Nebraska (1/2/22)
3 Consecutive Games 0 Blocks	Mercer, SCSU, Minnesota (2015-16)
4 Consecutive Games 0 Blocks	Mercer, SCSU, Minnesota, Illinois (2015-16)

THE LAST TIME AN OPPONENT...

Individual		OSU started each half with a 12-0 run 2 OSU players outscore opponent		vs. La.-Monroe (12/27/13), 1st 12-0, 2nd 15-0 vs. La.-Monroe (12/27/13), 32 (Smith Jr.-17, Ross-15), ULM 31 (OSU W 71-31)	
5 Blocks		5, Trayce Jackson-Davis, at Indiana (1/6/22)		at No. 10 Wisconsin (W, 74-62) Jan. 23, 2021 at No. 8 Iowa (W, 88-85), Feb. 4, 2021	
PLAYER USAGE		Back-to-Back Road Wins vs. AP Top 15		at No. 10 Wisconsin (W, 74-62) Jan. 23, 2021 at No. 8 Iowa (W, 88-85), Feb. 4, 2021	
Six Players Used		Back-to-Back Road Wins vs. AP Top 25		vs. No. 1 Duke (W, 71, 66, 11/30/21), vs. No. 22 Wisconsin (W, 73-55, 12/11/21)	
Seven Players Used		Back-to-Back Home Wins vs. AP Top 25		at No. 15 Rutgers (W, 79-68) Jan. 9, 2021 at No. 14 Illinois (W, 87-81) Jan. 16, 2021	
Playing 40 Minutes (non-OT)		4-Consecutive Road Wins vs. AP Top 15		at No. 10 Wisconsin (W, 74-62) Jan. 23, 2021 at No. 8 Iowa (W, 88-85), Feb. 4, 2021	
FOULS		5-Consecutive Road Wins in the Big Ten		at No. 15 Rutgers (W, 79-68) Jan. 9, 2021 at No. 14 Illinois (W, 87-81) Jan. 16, 2021	
Three Players Fouled Out		Two 25-pt wins vs. Top 10 in a season		at No. 10 Wisconsin (W, 74-62) Jan. 23, 2021 at No. 8 Iowa (W, 88-85), Feb. 4, 2021	
Four Players Fouled Out		OSU went on 20-0 run		at Maryland (W, 73-65), Feb. 8, 2021 vs. No. 10 Villanova (W, 76-51, 11/13/19); at No. 7 North Carolina (W, 74-49, 12/4/19)	
Five Players Fouled Out		Held Opponent Scoreless for 10+ Mins		vs. Illinois State (11/25/20) (22-0 in 1st half over 13:36)	
MARGIN OF VICTORY		vs. Big Ten		10:41 vs. Stetson (11/18/19) 16:37-5:57 of 1st half	
30-Point Victory		OSU with 0 Fast Break Points		11:31 vs. Illinois (2/4/18), last 10:11 (1st), 1st 1:20 (2nd)	
40-Point Victory		OSU with 0 pts. off opp. Turnovers		vs. Indiana (2/1/20)	
By Big Ten Opponent		OSU Bench outscored Starters		vs. Providence (11/17/16)	
Halftime/Deficits		OSU Player was B1G POW		47/43 vs. Nebraska (12/30/20)	
30-Point Lead at Halftime		OSU Player was B1G FOW		E.J. Liddell (12/13/21)	
20-Point Lead at Halftime		OSU Player was both B1G POW and FOW		Malaki Branham (1/3/22)	
By Big Ten Opponent		MISCELLANEOUS-Opponent		D'Angelo Russell (1/26/15)	
Comeback Win down 10+ at half		0 Pts off Turnovers		vs. La.-Monroe (12/27/13)	
Comeback Win After Trailing by 10+		Big Ten		vs. Michigan State (3/16/13)	
Trailed OSU by 25+ (any point)		More TOs than FGs		Stetson (11/18/19), 17 TOs, 16 FGs	
Trailed OSU by 35+ (any point)		Big Ten		Minnesota (2/20/13), 24 TOs, 14 FGs	
Trailed OSU by 40+ (any point)		2X more TOs than FGs		Nebraska (1/21/12) 27 TOs, 13 FGs	
Trailed OSU by 45+ (any point)		Both Teams 0 bench points		Ohio State at Illinois (1/10/12)	
MISCELLANEOUS-Ohio State		Both Teams 0 blocks		Ohio State vs. Illinois (2/4/18)	
30+ Ohio State Bench Points		0 Fast Break Pts.		vs. Northwestern (1/9/22)	
by Opponent		Both Teams 0 Fast Break Pts.		Ohio State vs. Rutgers (3/8/17)	
40+ Bench Points		0 Bench Points		Purdue (2/7/18)	
by Opponent		More Bench Points than Starters		Bowling Green (11/15/21), 37 bench/21 starters)	
50+ Bench Points		No player with more than 2 FGs		La.-Monroe (12/27/13)	
60+ Points in the Paint		Both an OSU an OPP player with 10+ assists		12, Shannon Scott (OSU); 10, Austin Williams, NC A&T (12/17/14)	
50+ Points in the Paint		20+ Made FTs, Both Teams			
10+ lead any point (Holtmann era)		10+ Players Score			
vs. Big Ten		10+ Offensive Rebounds-Ind.			
OSU when down 10+ (Holtmann era)		10 Steals and 10 Blocks			
vs. Big Ten		10 Assists and 10 Blocks			
20+ lead any point (Holtmann era)		vs. Big Ten			
30+/40+ lead any point (Holtmann era)		10 Assists and 10 Steals			
20+ Made FTs, Both Teams		vs. Big Ten			
		10 Asts., 10 Steals, 10 Blocks			
		20 Assists and 10 Blocks			
		20 Assists and 10 Steals			
		vs. Big Ten			
		20 Asts., 10 Steals, 10 Blocks			
		vs. Big Ten			
		25+ Rebound Margin			
		25+Point Differential 1st to 2nd half			
		30+ FGs, 10+ 3s, 30 FTs in a game			
		10 Players with 10+ mins in a game			
		10 Players with 2+ Rebs in a game			
		OSU more FT pts than 2-pt basket pts.			
		OSU player more assists than opponent			
		OSU player with assists equal to opponent			
		OSU player made 1st career FGA			
		OSU player 1st made career FGA (3 ptr)			
		OSU player outscored opp. in a half			
		OSU player ties opp in total rebounds			
		OSU 0 bench points			
		OSU More TOs than FGs			
		OSU Win when trailing at 5:00 (2nd half)			
		OSU Loss when leading at 5:00 (2nd half)			



EXHIBITION GAME

NOVEMBER 1, 2021
UINDY 46
17/17 OHIO STATE 82
 Value City Arena (8,302)
 Columbus, Ohio

UINDY		FG	3FG	FT	O	D	T	PF	TP	A	T	BS	S	MP			
01 Tchoua	f	2	8	0	0	2	3	1	1	2	3	6	1	1	0	1	15
03 Bingham	f	1	4	0	1	2	2	0	4	4	1	4	0	1	2	0	19
23 Robinson	f	1	7	1	6	0	0	1	3	4	4	3	2	1	0	0	22
10 Montgomery	g	1	8	1	7	0	1	0	1	1	2	3	0	0	1	0	20
22 Miller Jr.	g	5	7	0	0	1	3	0	2	2	1	11	1	0	0	1	21
02 Tynes		0	4	0	1	0	2	0	3	3	1	0	1	4	0	0	15
04 Nicoson		1	1	0	0	0	1	1	2	0	2	1	2	0	0	0	16
05 Etherington		1	2	1	2	0	0	0	0	1	3	0	2	0	1	0	13
11 Hines		1	2	1	2	0	0	0	2	2	0	3	0	0	0	0	6
12 Peeters		1	4	1	1	0	1	0	0	1	3	0	2	0	0	0	13
14 Becher		2	3	0	0	0	0	0	2	0	2	1	4	0	1	0	13
15 Bomba		0	0	0	0	0	0	0	1	1	1	0	0	0	0	0	4
21 Steinfeld		0	2	0	0	0	0	2	4	6	2	0	0	1	2	0	14
24 Ambrose		2	4	0	1	0	0	0	0	0	0	4	0	0	0	0	11
TEAM								3	2	5			3				
Totals.....		18	56	5	21	5	12	10	24	34	18	46	6	19	4	3	200

OSU		FG	3FG	FT	O	D	T	PF	TP	A	T	BS	S	MP			
10 Ahrens	f	2	8	2	7	0	0	1	1	6	2	1	1	23			
23 Key	f	5	9	0	1	2	2	3	6	9	2	12	2	4	0	25	
32 Liddell	f	5	8	1	4	1	1	2	7	9	2	12	3	2	1	0	25
00 Johnson Jr.		3	9	1	3	5	6	1	4	5	2	12	2	1	0	0	18
55 Wheeler	g	2	3	1	2	0	0	0	3	3	2	5	2	0	0	1	15
01 Sotos		0	2	0	2	0	0	0	2	2	2	0	3	3	0	1	16
02 Russell		1	7	1	5	0	0	0	2	2	0	3	0	0	0	0	16
03 Brown III		6	7	3	4	0	3	3	4	7	0	15	0	0	0	1	21
22 Branham		3	9	2	5	2	2	0	1	1	1	10	2	1	0	0	20
24 Etzler		1	3	0	1	0	0	1	2	3	1	2	2	0	0	0	8
42 Hookfin		2	2	0	0	1	2	0	1	1	0	5	0	0	0	0	6
50 Brunk		0	0	0	0	0	0	2	0	2	5	0	3	1	0	9	
TEAM								5									
Totals.....		30	67	11	34	11	16	17	33	50	18	82	18	13	7	5	200

UIndy	1st	2nd	Total	FG%	3pFG%	FT%
UIndy	25	21	46	32.1	23.8	41.7
Ohio State	41	41	82	44.8	32.4	68.8

Officials: Edwin Young, Donnie Eppley, Rob Riley

Points	In Paint	Off T/O	2nd Chance	Fast Break	Bench	Time In Lead	Largest Lead
UIndy	22	7	4	2	19	--	--
Ohio State	30	22	24	13	35	39:41	38



GAME 1

NOVEMBER 9, 2021
AKRON 66
17/17 OHIO STATE 67
 Value City Arena (11,947)
 Columbus, Ohio

AKRON (0-1)		FG	3FG	FT	O	D	T	PF	TP	A	T	BS	S	MP				
24	Ali	f	6	11	2	4	3	3	17	2	2	0	1	33				
25	Freeman	f	4	6	0	0	0	4	5	9	2	8	0	0	1	0	29	
01	Walton	g	6	9	0	0	4	6	2	1	3	1	16	0	3	0	2	31
04	Trimble Jr.	g	2	8	1	6	0	0	1	1	2	5	0	0	0	1	30	
13	Castaneda	g	4	8	3	7	0	0	1	4	5	4	11	2	2	0	0	27
02	Tribble		1	4	0	0	0	0	1	1	2	3	2	1	1	0	0	13
11	Clarke		1	5	1	2	2	2	0	3	3	0	5	0	1	0	0	16
21	Bandaogo		0	2	0	0	0	0	0	1	1	2	0	0	0	1	0	11
22	Dawson		1	5	0	3	0	1	1	1	2	2	2	0	2	0	0	10
TEAM									4	1	5							
Totals.....			25	58	7	22	9	12	14	20	34	19	66	5	11	2	4	200

OSU (1-0)		FG	3FG	FT	O	D	T	PF	TP	A	T	BS	S	MP	
23 Key	f	7	11	0	0	4	1	5	1	14	0	2	1	0	25
32 Liddell	f	10	19	1	4	4	8	7	4	11	5	25	3	1	30
00 Johnson Jr.	g	0	3	0	3	4	4	1	4	5	2	4	0	2	23
10 Ahrens	j	2	4	2	3	1	2	0	1	1	7	3	2	0	34
55 Wheeler	g	0	3	0	0	2	2	0	2	2	1	0	0	1	29
02 Russell		0	0	0	0	0	0	0	2	0	0	0	0	0	4
03 Brown III		1	2	0	1	0	0	1	0	1	0	2	1	0	10
14 Sueing		1	7	0	2	0	0	1	2	3	1	2	0	0	14
22 Branham		3	9	1	1	0	0	2	4	6	1	7	3	1	24
50 Brunk		2	2	0	0	0	0	1	1	1	4	0	0	0	7
TEAM							1	2	3		2				
Totals.....		26	60	4	14	11	16	17	21	38	15	67	11	5	200

	1st	2nd	Total	FG%	3pFG%	FT%
Akron	28	38	66	43.1	31.8	75.0
Ohio State	36	31	67	43.3	28.6	68.6

Officials: Bo Boroski, Chris Beaver, Brian McNutt

Points	In Paint	Off T/O	2nd Chance	Fast Break	Bench	Time In Lead	Largest Lead
Akron	30	20	16	9	9	10:21	4
Ohio State	40	15	19	2	15	23:35	14



GAME 2

NOVEMBER 12, 2021
NIAGARA 74
17/17 OHIO STATE 84
 Value City Arena (9,749)
 Columbus, Ohio

NIAGARA (0-2)		FG	3FG	FT	O	D	T	PF	TP	A	T	BS	S	MP				
05	Cintron	f	5	8	3	3	4	6	2	4	6	3	17	2	1	1	3	33
22	Iorio	f	6	11	3	6	3	3	1	5	6	2	18	1	1	0	1	26
02	Brown	g	1	4	0	1	0	0	2	2	0	2	0	1	0	0	1	16
10	Hammond	g	7	14	4	9	4	7	2	4	6	2	22	3	3	0	0	38
21	Thomasson	g	1	12	0	0	2	2	0	1	1	2	4	4	2	0	0	31
00	Roberts		2	5	1	2	0	0	1	1	2	0	5	1	1	0	1	20
12	Brown		0	0	0	0	0	0	0	0	0	0	2	0	0	0	0	7
13	Traore		1	1	0	0	2	2	1	1	2	2	4	0	0	0	0	9
15	Kuakumensah		0	0	0	0	0	0	0	0	0	2	0	1	0	0	0	4
33	Levaic		0	0	0	0	0	0	0	1	1	1	0	0	0	0	0	8
34	Kratholm		1	1	0	0	0	0	4	4	3	2	0	1	0	1	0	8
TEAM									1	1			3					
Totals.....			24	56	11	21	15	20	8	23	31	19	74	12	13	1	6	200

OSU (2-0)		FG	3FG	FT	O	D	T	PF	TP	A	T	BS	S	MP			
23 Key	f	3	4	0	0	5	7	2	5	7	2	11	1	0	3	0	26
32 Liddell	f	9	15	3	6	8	12	1	4	5	3	29	3	5	4	1	28
10 Ahrens	g	2	6	2	6	0	0	0	3	3	6	3	1	0	0	0	29
22 Branham	g	3	6	1	1	0	0	0	2	2	4	7	1	1	1	1	18
55 Wheeler	g	2	3	2	3	3	4	0	2	2	1	9	6	0	2	33	
00 Johnson Jr.		2	5	2	5	1	2	1	0	1	3	7	0	1	0	0	19
01 Sotos		0	1	0	1	0	0	0	0	0	0	2	0	0	0	0	3
03 Brown III		0	0	0	0	0	2	0	1	1	1	0	0	0	0	0	4
14 Sueing		4	6	0	2	2	2	0	4	4	2	10	0	1	0	1	16
25 Young		2	4	0	2	1	1	0	7	7	0	5	1	1	0	0	23
50 Brunk		0	0	0	0	0	0	0	0	0	0	0	0	0	0	0	1
TEAM																	
Totals.....		27	50	10	26	20	30	6	28	34	19	84	17	10	8	5	200

	1st	2nd	Total	FG%	3pFG%	FT%
Niagara	41	33	74	42.9	52.4	75.0
Ohio State	42	42	84	54.0	38.5	66.7

Officials: John Floyd, Steve McJunkins, Bill Ek

Points	In Paint	Off T/O	2nd Chance	Fast Break	Bench	Time In Lead	Largest Lead
Niagara	22	12	8	2	11	6:07	6
Ohio State	28	18	9	10	22	30:22	12



GAME 3

NOVEMBER 15, 2021
BOWLING GREEN 58
19/17 OHIO STATE 89
 Value City Arena (9,808)
 Columbus, Ohio

BGSU (1-2)		FG	3FG	FT	O	D	T	PF	TP	A	T	BS	S	MP
11	Diggs	f	1	5	1	4	0	0	0	0	0	1	3	0
20	Reece	f	5	8	0	1	5	3	3	6	1	1	1	0
25	Plowden	f	0	6	0	2	0	0	0	1	1	0	0	2
01	Mills	f	2	5	1	0	0	1	2	3	1	5	1	0
55	Gordon	g	1	6	0	2	0	0	3	3	2	2	1	0
02	Fulcher		2	10	0	2	0	0	1	1	0	4	0	2
10	Young		2	4	0	1	0	0	1	3	4	1	4	1
12	Elsasser		1	2	1	1	0	0	0	0	0	3	0	0
13	Turner		5	8	2	3	0	0	1	6	7	0	12	1
15	Curtis		4	6	2	4	1	0	1	1	3	1	3	0
32	O'Neal		1	1	0	1	2	1	1	2	3	3	4	0
	TEAM						4	4				1		
Totals.....		24	61	7	21	3	8	11	21	32	58	7	18	4

GAME 14 -- OHIO STATE AT WISCONSIN



GAME 6

NOVEMBER 24, 2021

23/24 FLORIDA 71
OHIO STATE 68

Suncoast Credit Union Arena (3,500)
Fort Myers, Fla.


FLA (5-0)	FG	3FG	FT	O	D	T	PF	TP	A	T	BS	S	MP
04 Duruji	f	3	9	1	1	2	3	0	3	3	8	0	1 0 1 24
12 Castleton	f	4	9	0	0	3	8	5	8	13	3	11	3 2 1 0 33
00 Jones	g	2	7	1	3	2	0	3	3	1	7	0	4 0 2 37
22 Appleby	g	2	10	1	3	4	0	1	1	2	8	2	1 0 1 29
23 McKissic	g	2	8	1	5	1	2	2	3	5	4	6	1 0 0 2 20
01 Felder	g	3	4	0	1	4	5	3	2	5	3	10	1 0 0 3 19
10 Kennedy	g	1	2	0	0	0	0	0	0	0	0	2	0 0 0 0 4
24 Fleming J	g	5	11	0	1	9	10	2	0	2	4	19	1 3 1 4 33
33 Jitoboh	g	0	0	0	0	0	0	0	0	0	0	0	0 0 0 0 1
TEAM													1 2 3
Totals.....		22	60	4	14	23	33	16	19	35	20	71	8 11 2 13200

OSU (4-2)	FG	3FG	FT	O	D	T	PF	TP	A	T	BS	S	MP
32 Liddell	f	7	11	1	1	8	12	1	4	5	3	23	1 5 5 0 33
50 Brunk	c	2	2	0	0	0	0	0	2	2	4	0	1 1 0 6
10 Ahrens	g	2	6	2	6	0	0	0	2	2	1	6	3 1 0 0 34
22 Branham	g	1	4	0	2	2	0	3	3	2	4	2	3 0 3 22
55 Wheeler	g	3	4	1	2	0	0	1	0	1	2	7	2 0 0 2 24
00 Johnson Jr.	g	1	7	0	5	0	0	1	0	1	1	2	2 3 0 0 22
01 Sotos	g	0	1	0	0	1	2	1	3	4	4	1	1 3 0 0 20
02 Russell	g	1	1	1	1	0	0	0	0	0	3	0	0 0 0 6
23 Key	g	3	4	0	0	1	3	0	5	5	4	7	0 0 1 0 19
25 Young	g	5	7	0	2	1	1	5	6	5	11	0	2 0 0 4 14
TEAM													2 2 4
Totals.....		25	47	5	19	13	20	7	26	33	24	68	11 18 7 5200

	1st	2nd	Total	FG%	3pFG%	FT%
Florida	26	45	71	36.7	28.6	69.7
Ohio State	30	38	68	53.2	26.3	65.0

Officials: Patrick Evans, Terry Oglesbye, Terry Wymer

Points	In Paint	Off T/O	2nd Chance	Fast Break	Bench	Time In Lead	Largest Lead
Florida	28	22	16	8	31	3:23	5
Ohio State	34	10	7	6	24	33:24	10



GAME 7

NOVEMBER 30, 2021

1/1 DUKE 66
OHIO STATE 71

Value City Arena (18,809)
Columbus, Ohio

DUKE (7-1)	FG	3FG	FT	O	D	T	PF	TP	A	T	BS	S	MP
00 Moore Jr.	f	7	15	0	2	3	5	2	6	8	4	17	5 1 0 2 34
05 Banchoero	f	4	14	1	3	5	6	0	5	5	4	14	1 3 0 1 35
15 Williams	c	3	6	0	0	2	2	3	4	7	4	8	0 1 2 0 22
01 Keels	g	3	12	1	4	2	3	1	2	3	2	9	3 2 0 2 36
03 Roach	g	4	10	1	4	0	0	1	3	4	4	9	1 0 0 0 35
12 John	g	2	3	0	0	0	0	1	2	3	5	4	1 0 0 0 15
13 Baker	g	2	4	1	1	0	0	0	1	1	0	5	0 0 0 0 1 21
21 Griffin	g	0	1	0	0	0	0	0	0	0	0	0	0 0 0 0 2
TEAM													1 4 5
Totals.....		25	65	4	14	12	16	9	27	36	23	66	11 7 2 6200

OSU (5-2)	FG	3FG	FT	O	D	T	PF	TP	A	T	BS	S	MP
23 Key	f	8	15	0	0	4	6	1	2	3	2	20	1 0 0 0 27
32 Liddell	f	5	10	1	3	3	7	3	11	14	2	14	6 4 3 0 36
10 Ahrens	g	2	8	2	7	1	3	0	6	6	2	7	0 0 1 1 35
22 Branham	g	4	6	0	0	0	0	0	2	2	3	8	1 2 0 0 19
55 Wheeler	g	3	4	1	2	0	0	0	3	3	3	7	2 5 0 1 29
00 Johnson Jr.	g	0	3	0	3	0	1	0	2	2	0	0	1 1 0 0 16
01 Sotos	g	0	0	0	0	0	0	0	0	0	0	0	0 0 0 0 2
02 Russell	g	3	4	3	3	3	4	0	3	3	0	12	0 0 0 0 15
25 Young	g	1	4	1	2	0	1	1	4	5	2	3	2 0 0 0 20
50 Brunk	g	0	0	0	0	0	0	0	0	0	0	0	0 0 0 0 1
TEAM													2 2 2
Totals.....		26	54	8	20	11	22	7	33	40	14	71	13 12 4 2200

	1st	2nd	Total	FG%	3pFG%	FT%
Duke	43	23	66	38.5	28.6	75.0
Ohio State	30	41	71	48.1	40.0	50.0

Officials: Rob Riley, Courtney Green, Bo Boroski

Points	In Paint	Off T/O	2nd Chance	Fast Break	Bench	Time In Lead	Largest Lead
Duke	38	15	7	11	9	31:09	15
Ohio State	30	8	12	3	15	6:02	6



GAME 8

DECEMBER 5, 2021

OHIO STATE 76
PENN STATE 64

Bryce Jordan Center (9,128)
State College, Pa.

OSU (6-2, 1-0)	FG	3FG	FT	O	D	T	PF	TP	A	T	BS	S	MP
23 Key	f	2	4	0	0	0	0	1	2	3	3	4	1 2 1 0 20
32 Liddell	f	4	9	0	2	6	8	2	3	5	4	14	1 4 1 3 31
10 Ahrens	g	3	8	3	8	0	0	0	4	4	2	9	1 1 0 1 30
22 Branham	g	5	9	1	3	0	0	0	1	1	1	11	2 1 0 0 27
55 Wheeler	g	4	10	1	6	0	0	0	1	4	5	1	9 8 1 0 3 37
00 Johnson Jr.	g	3	5	2	2	0	0	0	1	1	3	8	2 2 0 1 15
02 Russell	g	1	3	1	2	0	0	0	0	0	1	3	0 0 0 0 10
25 Young	g	4	4	4	4	4	4	1	6	7	2	16	1 1 1 0 23
50 Brunk	g	1	1	0	0	0	0	0	0	0	0	2	1 0 0 0 7
TEAM													2 2 1
Totals.....		27	53	12	27	10	12	5	23	28	17	76	17 13 3 8200

PSU (4-4, 0-1)	FG	3FG	FT	O	D	T	PF	TP	A	T	BS	S	MP
01 Lundy	f	5	12	1	3	2	2	1	4	5	2	13	0 4 1 2 25
21 Harrar	f	6	9	0	0	0	2	3	9	12	3	12	1 1 0 1 26
03 Sessoms	g	2	7	1	2	0	0	0	3	3	2	5	4 3 0 0 28
11 Cornwall	g	1	5	0	2	4	4	0	0	0	0	6	3 0 0 2 32
22 Pickett	g	8	15	2	7	5	5	1	3	4	2	23	3 4 0 0 40
02 Dread	g	1	3	1	3	0	0	0	2	2	4	3	1 2 0 1 21
14 White	g	0	0	0	0	2	2	1	1	2	3	2	0 0 0 0 13
23 Johnson	g	0	0	0	0	0	0	0	0	0	0	0	0 0 1 0 15
TEAM													1 1 1
Totals.....		23	51	5	17	13	15	6	23	29	16	64	12 15 1 6200

	1st	2nd	Total	FG%	3pFG%	FT%
Ohio State	41	35	76	50.9	44.4	83.3
Penn State	30	34	64	45.1	29.4	86.7

Officials: Brandon Cruz, D.J. Carstensen, Larry Scirotto

Points	In Paint	Off T/O	2nd Chance	Fast Break	Bench	Time In Lead	Largest Lead
Ohio State	28	18	4	7	29	34:31	18
Penn State	32	18	7	2	5	4:35	7



GAME 9

DECEMBER 8, 2021

TOWSON 74
21/22 OHIO STATE 85

Value City Arena (9,472)
Columbus, Ohio

TOW (6-4)	FG	3FG	FT	O	D	T	PF	TP	A	T	BS	S	MP
32 Thompson	f	1	3	0	0	0	0	1	3	4	2	1	0 1 1 27
55 Holden	f	5	9	3	4	3	3	1	1	2	5	16	1 4 0 2 29
00 Rizzuto	g	3	7	3	5	1	2	0	1	1	3	10	1 1 0 2 24
01 Nolan Jr.	g	1	8	0	5	5	0	0	0	3	7	10	0 0 3 37
25 Timberlake	g	4	12	1	5	2	2	1	3	4	2	11	1 2 0 0 32
10 Hicks	g	0	0	0	0	0	0	0	0	0	0	0	0 0 0 0 1
11 Gibson	g	7	11	4	8	1	1	0	3	3	0	19	0 1 0 0 23
12 Gray	g	2	4	1	1	2	2	0	1	1	2	7	0 0 0 1 15
13 Paar	g	1	1	0	0	0	2	1	1	2	5	2	0 1 0 0 12
TEAM													4 4 1
Totals.....		24	55	12	28	14	17	8	13	21	24	74	14 10 1 9200

OSU (7-2)		FG	3FG	FT	O	D	T	PF	TP	A	T	BS	S	MP
23 Key	f	5	6	0	3	4	1	8	9	2	13	0	1	20 27
32 Liddell	f	3	6	1	4	8	8	1	6	7	3	6	1	0 24
10 Ahrens	g	5	10	5	10	1	1	1	2	2	16	1	0	0 29
22 Branham	g	3	8	1	2	2	2	3	2	5	0	9	1	0 0 27
55 Wheeler	g	3	5	0	2	2	2	1	1	2	5	8	5	2 0 2 34
00 Johnson Jr.		1	2	0	1	1	2	0	1	1	2	3	0	1 0 0 14
01 Sotos		0	0	0	0	0	0	0	0	0	2	0	2	0 0 0 3
02 Russell		0	2	0	1	0	0	0	0	0	0	0	0	0 0 0 5
03 Brown III		1	1	1	1	0	0	1	1	2	1	3	0	1 0 0 10
25 Young		6	7	2	2	4	6	0	2	2	1	18	1	1 1 1 23
50 Brunk		0	0	0	0	0	0	0	0	0	0	0	0	0 0 0 4
TEAM														1 1 1
Totals.....		27	47	10	23	21	25	8	23	31	18	85	13	12 4 3 200



GAME 12		
JANUARY 6, 2021		
13/12	OHIO STATE	51
	INDIANA	67
Simon Skjoldt Assembly Hall (14,130)		
Bloomington, Ind.		

OSU (9-3, 3-1)		FG	3FG	FT	O	D	T	PF	TP	A	T	BS	S	MP				
23	Key	f	0	2	0	0	2	2	0	3	3	2	1	1	0	2	15	
32	Liddell	f	3	12	1	5	4	4	2	7	9	1	11	0	3	2	1	32
10	Ahrens	g	2	6	2	6	0	0	0	3	3	1	6	1	1	0	1	28
22	Branham	g	5	13	1	3	2	2	0	5	5	1	13	3	1	0	0	34
55	Wheeler	g	1	5	1	5	0	0	2	2	2	3	6	3	0	1	34	
00	Johnson Jr.		2	6	2	4	1	2	1	1	2	1	7	1	1	0	1	18
02	Russell		0	2	0	1	0	0	0	0	0	0	0	0	1	0	0	4
03	Brown III		0	0	0	0	0	0	1	3	4	2	0	0	0	0	0	10
25	Young		1	4	1	3	0	0	1	1	2	2	3	0	2	1	0	17
50	Brunk		2	2	0	0	2	2	0	2	2	1	6	0	1	0	1	8
TEAM																		
Totals.....			16	52	8	27	11	12	5	28	33	13	51	12	15	3	7	200

IND (11-3, 2-2)		FG	3FG	FT	O	D	T	PF	TP	A	T	BS	S	MP				
12	Kopp	f	2	6	0	3	0	0	0	4	4	0	4	1	2	0	0	22
23	Jackson-Davis	f	11	17	0	0	5	6	5	7	12	1	27	2	4	5	0	34
25	Thompson	f	3	7	0	1	5	5	2	5	7	1	11	2	2	0	0	30
00	Johnson	g	1	7	0	1	0	1	0	4	4	1	2	3	1	0	1	26
45	Stewart	g	2	8	1	5	0	0	3	3	4	5	2	0	0	0	2	28
01	Phinisee		1	6	0	3	0	0	1	3	4	1	2	0	0	0	1	22
02	Durr		1	1	0	0	2	2	1	0	1	1	4	0	0	0	0	6
22	Geronimo		1	2	1	2	1	2	1	1	2	2	4	0	0	1	1	9
32	Galloway		3	5	0	0	2	2	1	2	3	1	8	4	0	0	2	19
53	Bates		0	2	0	0	0	0	0	0	0	1	0	0	0	0	0	4
TEAM																		
Totals.....			25	61	2	15	15	18	11	30	41	13	67	14	9	6	7	200

	1st	2nd	Total	FG%	3pFG%	FT%
Ohio State	30	21	51	30.8	29.6	91.7
Indiana	33	34	67	41.0	13.3	83.3

Officials: Terry Oglesby, Keith Kimble, Bo Boroski

Points	In Paint	Off T/O	2nd Chance	Fast Break	Bench	Time In Lead	Largest Lead
Ohio State	10	10	2	7	16	11:45	8
Indiana	38	16	9	17	18	26:29	17



GAME 13		
JANUARY 9, 2021		
13/12	NORTHWESTERN	51
	OHIO STATE	67
Value City Arena (10,620)		
Columbus, Ohio		

NW (8-5, 1-3)		FG	3FG	FT	O	D	T	PF	TP	A	T	BS	S	MP				
22	Nance	f	7	12	3	5	3	4	3	3	6	4	20	3	3	1	31	
31	Beran	f	0	6	0	2	0	0	1	1	2	5	0	1	1	1	21	
00	Buie	g	4	12	1	5	2	2	0	0	0	2	11	8	3	0	29	
01	Audige	g	7	14	2	5	4	6	3	2	5	2	20	1	1	0	29	
03	Berry	g	8	12	4	6	3	4	0	6	6	4	23	1	1	0	2	33
02	Greer		0	1	0	1	0	0	0	0	0	1	0	0	0	0	0	11
05	Roper II		1	1	0	0	1	1	1	1	2	0	3	2	0	0	1	15
14	Simmons		0	0	0	0	0	0	0	0	0	0	0	0	0	0	0	3
15	Young		4	7	0	0	0	0	5	0	5	1	8	1	3	0	1	16
21	Williams		1	3	0	0	0	0	1	1	2	0	2	2	0	1	0	12
TEAM																		
Totals.....			32	68	10	24	13	17	16	16	32	19	87	19	12	3	7	200

OSU (10-3, 4-1)		FG	3FG	FT	O	D	T	PF	TP	A	T	BS	S	MP				
25	Young	f	1	3	0	2	4	4	1	1	2	2	6	2	3	1	0	23
32	Liddell	f	12	20	5	7	5	5	0	4	4	3	34	2	2	5	0	34
10	Ahrens	g	0	5	0	5	0	0	0	3	3	0	0	1	1	0	0	21
22	Branham	g	5	8	1	3	13	14	1	3	4	1	24	5	2	1	3	34
55	Wheeler	g	2	4	0	2	4	4	1	7	8	3	8	6	3	0	5	34
00	Johnson Jr.		2	3	2	2	0	0	0	2	2	6	0	1	0	1	0	15
02	Russell		3	4	3	4	0	0	0	0	0	2	9	2	0	0	0	15
03	Brown III		0	0	0	0	0	0	0	0	0	0	0	0	1	0	4	
23	Key		4	4	0	0	0	0	1	2	3	2	8	0	2	0	0	20
TEAM																		
Totals.....			29	51	11	25	26	27	7	22	29	15	95	18	14	8	9	200

	1st	2nd	Total	FG%	3pFG%	FT%
Northwestern	39	48	87	47.1	41.7	76.5
Ohio State	51	44	95	56.9	44.0	96.3

Officials: Donnie Eppley, Bert Smith, DJ Carstensen

Points	In Paint	Off T/O	2nd Chance	Fast Break	Bench	Time In Lead	Largest Lead
Northwestern	30	16	17	0	13	--	--
Ohio State	32	10	12	8	23	39:17	15



MEECHIE JOHNSON JR.

FRESHMAN
GUARD • 6-2 • 172
CLEVELAND, OHIO
GARFIELD HEIGHTS



- Early enrollee last December who played in 17 games last year
- Made the first shot he took in his career, which was a three-pointer
- Participated in Team USA U19 Training Camp this summer
- Has the quickest first step on the team

JOHNSON, JR IN 2021-22

- Made his first collegiate start in the season-opener vs. Akron (11/9)
- Knocked down three three-pointers and finished with a then career-high 13 pts vs. Bowling Green (11/15)
- Had a career-high 14 pts and three assists at Xavier (11/18)
- Hit the game-winning three-pointer with 2 seconds remaining to beat Seton Hall (11/22)



POINTS

Season 13, vs. BGSU (11/15/21)
 Career 13, vs. BGSU (11/15/21)

REBOUNDS

Season 5, vs. Akron (11/9/21)
 Career 5, vs. Akron (11/9/21)

ASSISTS

Season 3, 2x (last: at Xavier, 11/18/21)
 Career 3, 2x (last: at Xavier, 11/18/21)

STEALS

Season 4, vs. BGSU (11/15/21)
 Career 4, vs. BGSU (11/15/21)

BLOCKS

Season 1, vs. Wisconsin (12/11/21)
 Career 1, 2x (last: vs. Wisconsin, 12/11/21)

FIELD GOALS

Season 5, 2x (last: at Xavier, 11/18/21)
 Career 5, 2x (last: at Xavier, 11/18/21)

FG ATTEMPTS

Season 12, 2x (last: at Xavier, 11/18/21)
 Career 12, 2x (last: at Xavier, 11/18/21)

3-PT FGS

Season 3, 2x (last: at Xavier, 11/18/21)
 Career 3, 2x (last: at Xavier, 11/18/21)

3-PT FG ATTS

Season 8, vs. BGSU (11/15/21)
 Career 8, vs. BGSU (11/15/21)

FREE THROWS

Season 4, vs. Akron (11/9/21)
 Career 4, vs. Akron (11/9/21)

FT ATTEMPTS

Season 4, vs. Akron (11/9/21)
 Career 4, vs. Akron (11/9/21)

MINUTES

Season 26:03, vs. Seton Hall (11/22/21)
 Career 26:03, vs. Seton Hall (11/22/21)

2021-22 GAME-BY-GAME STATISTICS

Opponent	Date	gs	min	Total fg-fga	pct	3-Pointers 3fg-fga	pct	Free throws ft-fla	pct	Rebounds off	def	tot	avg	pf	a	t/o	blk	stl	pts	avg
AKRON	11/09/21	*	23	0-3	.000	0-3	.000	4-4	1.000	1	4	5	5.0	2	0	2	0	2	4	4.0
NIAGARA	11/12/21		19	2-5	.400	2-5	.400	1-2	.500	1	0	1	3.0	3	0	1	0	0	7	5.5
BOWLING GREEN	11/15/21		25	5-12	.417	3-8	.375	0-0	.000	0	1	1	2.3	3	3	3	0	4	13	8.0
at Xavier	11/18/21		24	5-12	.417	3-6	.500	1-1	1.000	0	1	1	2.0	3	3	3	0	0	14	9.5
vs #21 Seton Hall	11/22/21		26	2-5	.400	2-4	.500	2-2	1.000	0	1	1	1.8	1	2	2	0	0	8	9.2
vs #23 Florida	11/24/21		22	1-7	.143	0-5	.000	0-0	.000	1	0	1	1.7	1	2	3	0	0	2	8.0
#1 DUKE	11/30/21		16	0-3	.000	0-3	.000	0-1	.000	0	2	2	1.7	0	1	1	0	0	0	6.9
at Penn St.	12/05/21		15	3-5	.600	2-2	1.000	0-0	.000	0	1	1	1.6	3	2	2	0	1	8	7.0
TOWSON	12/08/21		14	1-2	.500	0-1	.000	1-2	.500	0	1	1	1.6	2	0	1	0	0	3	6.6
#22 WISCONSIN	12/11/21		19	3-8	.375	2-3	.667	0-0	.000	0	2	2	1.6	0	2	1	1	1	8	6.7
at Nebraska	01/02/22		20	2-5	.400	2-4	.500	0-0	.000	0	1	1	1.5	3	2	2	0	2	6	6.6
at Indiana	01/06/22		18	2-6	.333	2-4	.500	1-2	.500	1	1	2	1.6	1	1	1	0	1	7	6.7
NORTHWESTERN	01/09/22		15	2-3	.667	2-2	1.000	0-0	.000	0	2	2	1.6	2	0	1	0	1	6	6.6
Totals		1	256	28-76	.368	20-50	.400	10-14	.714	4	17	21	1.6	24	18	23	1	12	86	6.6

Games played: 13
 Minutes/game: 19.7
 Points/game: 6.6
 FG Pct: 36.8
 3FG Pct: 40.0
 FT Pct: 71.4

Rebounds/game: 1.6
 Assists/game: 1.4
 Turnovers/game: 1.8
 Assist/turnover ratio: 0.8
 Steals/game: 0.9
 Blocks/game: 0.1

CAREER STATISTICS

Season	gp-gs	min/avg	Total fg-fga	pct	3-Point fg-fga	pct	F-Throws ft-fla	pct	Rebounds off	def	tot	avg	pf	fo	ast	to	blk	stl	pts	avg
2020-21	17-0	98/5.8	7-18	.389	6-12	.500	1-6	.167	1	6	7	0.4	6	0	3	5	1	3	21	1.2
2021-22	13-1	256/19.7	28-76	.368	20-50	.400	10-14	.714	4	17	21	1.6	24	0	18	23	1	12	86	6.6
TOTAL	30-1	354/11.8	35-94	.372	26-62	.419	11-20	.550	5	23	28	0.9	30	0	21	28	2	15	107	3.6



JIMMY SOTOS

GRADUATE
GUARD • 6-3 • 200
ELK GROVE VILLAGE, ILL.
CONANT / BUCKNELL



- Transfer from Bucknell who played in 12 games last year before suffering a shoulder injury
- Led the Patriot League in assists as a sophomore
- Has a tremendous following on Tik Tok (jimmysotos4)



SOTOS IN 2021-22

- Played well in the win over Seton Hall (11/22), scoring 6 pts on 2-of-2 shooting

POINTS

Season 6, vs. Seton Hall (11/22/21)
Career 24, vs. Hofstra (11/13/19)

REBOUNDS

Season 4, vs. Florida (11/24/21)
Career 8, vs. American (12/29/17)

ASSISTS

Season 3, vs. BGSU (11/15/21)
Career 12, vs. UNLV (12/25/18)

STEALS

Season 1, vs. BGSU (11/15/21)
Career 6, at Colgate (2/19/19)

BLOCKS

Season 1, vs. Seton Hall (11/22/21)
Career 2, 4x (last: vs. Loyola, 1/25/20)

FIELD GOALS

Season 2, 2x (last: vs. Seton Hall, 11/22/21)
Career 9, vs. Canisius (11/13/18)

FG ATTEMPTS

Season 3, vs. BGSU (11/15/21)
Career 17, at Siena (12/21/19)

3-PT FGS

Season 1, 3x (last: at Nebraska, 1/2/22)
Career 5, vs. Canisius (11/13/18)

3-PT FG ATTS

Season 2, vs. BGSU (11/15/21)
Career 11, vs. Vermont (11/10/19)

FREE THROWS

Season 1, 2x (last: vs. Florida, 11/24/21)
Career 11, vs. Albany (12/7/19)

FT ATTEMPTS

Season 2, 2x (last: vs. Florida, 11/24/21)
Career 13, vs. Albany (12/7/19)

MINUTES

Season 20:24, vs. Florida (11/24/21)
Career 38:00, at Boston (3/8/20)

DOUBLE-DOUBLES (1)

Date	Team	Pts / Reb
12/25/18	vs. UNLV	14 / 12a

2021-22 GAME-BY-GAME STATISTICS

Opponent	Date	gs	min	Total		3-Pointers		Free throws		Rebounds				pf	a	t/o	blk	stl	pts	avg
				fg-fga	pct	3fg-fga	pct	ft-fa	pct	off	def	tot	avg							
AKRON	11/09/21		dnp	-	-	-	-	-	-	-	-	-	-	-	-	-	-	-	-	-
NIAGARA	11/12/21	3		0-1	.000	0-1	.000	0-0	.000	0	0	0	0.0	0	2	0	0	0	0	0.0
BOWLING GREEN	11/15/21	14		2-3	.667	1-2	.500	0-0	.000	0	1	1	0.5	2	3	0	0	1	5	2.5
at Xavier	11/18/21		dnp	-	-	-	-	-	-	-	-	-	-	-	-	-	-	-	-	-
vs #21 Seton Hall	11/22/21	18		2-2	1.000	1-1	1.000	1-2	.500	0	2	2	1.0	0	1	1	1	0	6	3.7
vs #23 Florida	11/24/21	20		0-1	.000	0-0	.000	1-2	.500	1	3	4	1.8	4	1	3	0	0	1	3.0
#1 DUKE	11/30/21	2		0-0	.000	0-0	.000	0-0	.000	0	0	0	1.4	0	0	0	0	0	0	2.4
at Penn St.	12/05/21		dnp	-	-	-	-	-	-	-	-	-	-	-	-	-	-	-	-	-
TOWSON	12/08/21	3		0-0	.000	0-0	.000	0-0	.000	0	0	0	1.2	2	2	0	0	0	0	2.0
#22 WISCONSIN	12/11/21	1		0-0	.000	0-0	.000	0-0	.000	0	0	0	1.0	0	0	0	0	0	0	1.7
at Nebraska	01/02/22	8		1-2	.500	1-1	1.000	0-0	.000	0	1	1	1.0	0	2	0	0	0	3	1.9
at Indiana	01/06/22		dnp	-	-	-	-	-	-	-	-	-	-	-	-	-	-	-	-	-
NORTHWESTERN	01/09/22		dnp	-	-	-	-	-	-	-	-	-	-	-	-	-	-	-	-	-
Totals		0	69	5-9	.556	3-5	.600	2-4	.500	1	7	8	1.0	8	11	4	1	1	15	1.9

Games played: 8
Minutes/game: 8.6
Points/game: 1.9
FG Pct: 55.6
3FG Pct: 60.0
FT Pct: 50.0

Rebounds/game: 1.0
Assists/game: 1.4
Turnovers/game: 0.5
Assist/turnover ratio: 2.8
Steals/game: 0.1
Blocks/game: 0.1

CAREER STATISTICS

Season	gp-gs	min/avg	Total		3-Point		F-Throws		Rebounds				pf	fo	ast	to	blk	stl	Scoring	
			fg-fga	pct	fg-fga	pct	ft-fa	pct	off	def	tot	avg							pts	avg
2017-18*	35-13	782/22.3	47-119	.395	24-61	.393	49-63	.778	10	89	99	2.8	64	0	79	59	3	29	167	4.8
2018-19*	31-30	945/30.5	83-207	.401	31-100	.310	56-72	.778	11	111	122	3.9	73	2	189	89	10	32	253	8.2
2019-20*	34-34	1095/32.2	127-313	.406	56-151	.371	80-100	.800	13	106	119	3.5	76	0	131	96	15	54	390	11.5
2020-21	12-2	117/9.8	6-18	.333	5-15	.333	3-4	.750	3	6	9	0.8	15	1	13	6	1	3	20	1.7
2021-22	8-0	69/8.6	5-9	.556	3-5	.600	2-4	.500	1	7	8	1.0	8	0	11	4	1	1	15	1.9
TOTAL	20-2	186/9.3	11-27	.407	8-20	.400	5-8	.625	4	13	17	0.9	23	1	24	10	2	4	35	1.8
All*	120-79	3008/25.1	268-666	.402	119-332	.358	190-243	.782	38	319	357	3.0	236	3	423	254	30	119	845	7.0



CEDRIC RUSSELL

GRADUATE
GUARD • 6-2 • 190
ALEXANDRIA, LA.
PEABODY MAGNET / LOUISIANA

2

- Transfer from Louisiana where he played four seasons and scored over 1,300 pts
- A very good perimeter shooter who made 150 threes over the last 2 seasons
- Averaged 17.2 pts per game last year when he was named first team All-Sun Belt
- Graduated with a degree in sports management

RUSSELL IN 2021-22

- Scored his first points as a Buckeye with a three-pointer against Florida (11/24)
- Was 3-of-3 from deep and 3-of-4 from the line, including the game-sealing FTs vs. No. 1 Duke (11/30)
- Made three three-pointers and finished with nine points in the win over Northwestern (1/9)



POINTS

Season 12, vs. Duke (11/30/21)
Career 34, at Little Rock (3/7/19)

REBOUNDS

Season 3, vs. Duke (11/30/21)
Career 8, at ULM (2/22/20)

ASSISTS

Season 2, vs. Northwestern (1/9/22)
Career 6, vs. South Alabama (1/2/20)

STEALS

Season
Career 5, vs. South Alabama (3/14/19)

BLOCKS

Season
Career 1, 9x, (last: at Little Rock, 2/29/20)

FIELD GOALS

Season 3, 3x (last: vs. Northwestern, 1/9/22)
Career 11, at Arkansas State (2/6/21)

FG ATTEMPTS

Season 6, vs. Wisconsin (12/11/21)
Career 22, vs. Louisiana Tech (12/12/20)

3-PT FGS

Season 3, 2x (last: vs. Northwestern, 1/9/22)
Career 7, at South Alabama (2/13/20)

3-PT FG ATTS

Season 4, 2x (last: vs. Northwestern, 1/9/22)
Career 13, 3x (last: vs. Georgia St., 3/7/21)

FREE THROWS

Season 3, vs. Duke (11/30/21)
Career 9, 2x (last: vs. C. Carolina, 3/3/20)

FT ATTEMPTS

Season 4, vs. Duke (11/30/21)
Career 11, at Little Rock (3/7/19)

MINUTES

Season 18:52, vs. Wisconsin (12/11/21)
Career 40, 5x (last: vs. Little Rock, 1/9/21)

2021-22 GAME-BY-GAME STATISTICS

Opponent	Date	gs	min	Total		3-Pointers		Free throws		Rebounds				pf	a	t/o	blk	stl	pts	avg
				fg-fga	pct	3fg-fga	pct	ft-fga	pct	off	def	tot	avg							
AKRON	11/09/21	4	0-0	.000	0-0	.000	0-0	.000	0	0	0	0.0	2	0	0	0	0	0	0	0.0
NIAGARA	11/12/21	dnp	-	-	-	-	-	-	-	-	-	-	-	-	-	-	-	-	-	-
BOWLING GREEN	11/15/21	8	0-2	.000	0-2	.000	0-0	.000	0	0	0	0.0	0	1	0	0	0	0	0	0.0
at Xavier	11/18/21	dnp	-	-	-	-	-	-	-	-	-	-	-	-	-	-	-	-	-	-
vs #21 Seton Hall	11/22/21	5	0-1	.000	0-1	.000	0-0	.000	0	1	1	0.3	0	0	0	0	0	0	0	0.0
vs #23 Florida	11/24/21	6	1-1	1.000	1-1	1.000	0-0	.000	0	0	0	0.3	0	0	0	0	0	0	3	0.8
#1 DUKE	11/30/21	15	3-4	.750	3-3	1.000	3-4	.750	0	3	3	0.8	0	0	0	0	0	0	12	3.0
at Penn St.	12/05/21	10	1-3	.333	1-2	.500	0-0	.000	0	0	0	0.7	1	0	0	0	0	0	3	3.0
TOWSON	12/08/21	5	0-2	.000	0-1	.000	0-0	.000	0	0	0	0.6	0	0	0	0	0	0	0	2.6
#22 WISCONSIN	12/11/21	19	3-6	.500	1-3	.333	0-0	.000	0	1	1	0.6	2	1	4	0	0	0	7	3.1
at Nebraska	01/02/22	12	1-4	.250	1-4	.250	0-0	.000	0	0	0	0.6	1	1	0	0	0	0	3	3.1
at Indiana	01/06/22	4	0-2	.000	0-1	.000	0-0	.000	0	0	0	0.5	0	0	1	0	0	0	0	2.8
NORTHWESTERN	01/09/22	15	3-4	.750	3-4	.750	0-0	.000	0	0	0	0.5	2	2	0	0	0	0	9	3.4
Totals		0	103	12-29	.414	10-22	.455	3-4	.750	0	5	5	0.5	8	5	5	0	0	37	3.4

Games played: 11
Minutes/game: 9.4
Points/game: 3.4
FG Pct: 41.4
3FG Pct: 45.5
FT Pct: 75.0

Rebounds/game: 0.5
Assists/game: 0.5
Turnovers/game: 0.5
Assist/turnover ratio: 1.0

CAREER STATISTICS

SPRINT HALL OF FAME																					
			Total		3-Point		F-Throws		Rebounds											Scoring	
Season	gp-gs	min/avg	fg-fga	pct	fg-fga	pct	ft-fla	pct	off	def	tot	avg	pf	fo	ast	to	blk	stl	pts	avg	
2017-18*	34-0	514/15.1	34-67	.507	55-127	.433	5-8	.625	7	30	37	1.1	57	1	23	23	0	15	128	3.8	
2018-19*	32-28	861/26.9	101-257	.393	61-174	.351	46-57	.807	5	56	61	1.9	48	0	47	29	6	18	309	9.7	
2019-20*	32-32	1078/33.7	159-388	.410	74-219	.338	68-87	.782	14	104	118	3.7	59	0	68	69	3	28	460	14.4	
2020-21*	26-26	872/33.5	152-363	.419	76-190	.400	66-89	.742	11	73	84	3.2	48	0	30	66	0	14	446	17.2	
2021-22	11-0	103/9.4	12-29	.414	10-22	.455	3-4	.750	0	5	5	0.5	8	0	5	5	0	0	37	3.4	
TOTAL	11-0	103/9.4	12-29	.414	10-22	.455	3-4	.750	0	5	5	0.5	8	0	5	5	0	0	37	3.4	
All*	135-86	3428/25.4	458-1104	.415	276-732	.377	188-245	.767	37	268	305	2.3	220	1	173	192	9	75	1380	10.2	



EUGENE BROWN III

**SOPHOMORE
GUARD • 6-6 • 195
CONYERS, GA.
SOUTHWEST DEKALB**

3

- Played in 29 of 31 games last year as a true freshman
- Is a "three and D" guy who shows up on the defensive end of the floor



BROWN III IN 2021-22

- Made a pair of three-pointers and finished with a career-high 12 pts vs. Bowling Green (11/15)
- Pulled-down a career-high 8 rebs at Xavier (11/18)
- Returned to the court after missing four games with a concussion and made his only shot attempt vs. Towson (12/8)
- Had a huge block at the end of regulation to save the game and propel the team to an OT win at Nebraska (1/2)

POINTS

Season 12, vs. BGSU (11/15/21)
Career 12, vs. BGSU (11/15/21)

REBOUNDS

Season 8, at Xavier (11/18/21)
Career 9, at Xavier (11/18/21)

ASSISTS

Season 2, vs. BGSU (11/15/21)
Career 2, vs. BGSU (11/15/21)

STEALS

Season 1, at Xavier (11/18/21)
Career 1, 4x (last: at Xavier, 3/18/21)

BLOCKS

Season 1, 2x (last: vs. Northwestern, 1/9/22)
Career 2, vs. Nebraska (12/30/20)

FIELD GOALS

Season 5, vs. BGSU (11/15/21)
Career 5, vs. BGSU (11/15/21)

FG ATTEMPTS

Season 9, vs. BGSU (11/15/21)
Career 9, vs. BGSU (11/15/21)

3-PT FGS

Season 2, vs. BGSU (11/15/21)
Career 3, vs. UCLA (12/19/20)

3-PT FG ATTS

Season 5, vs. BGSU (11/15/21)
Career 5, vs. BGSU (11/15/21)

FREE THROWS

Season -
Career 1, 2x (last: at Minnesota, 1/3/21)

FT ATTEMPTS

Season 2, vs. Niagara (11/12/21)
Career 2, 3x (last: vs. Niagara, 11/12/21)

MINUTES

Season 21:51, vs. BGSU (11/15/21)
Career 21:51, vs. BGSU (11/15/21)

2021-22 GAME-BY-GAME STATISTICS


Opponent	Date	gs	min	Total		3-Pointers		Free throws		Rebounds											
				fg-fga	pct	3fg-fga	pct	ft-fga	pct	off	def	tot	avg	pf	a	t/o	blk	stl	pts	avg	
AKRON	11/09/21	10		1-2	.500	0-1	.000	0-0	.000	1	0	1	1.0	0	1	0	0	0	2	2.0	
NIAGARA	11/12/21	4		0-0	.000	0-0	.000	0-2	.000	0	1	1	1.0	1	0	0	0	0	0	1.0	
BOWLING GREEN	11/15/21	22		5-9	.556	2-5	.400	0-0	.000	0	0	0	0.7	1	2	1	0	0	12	4.7	
at Xavier	11/18/21	11		0-4	.000	0-2	.000	0-0	.000	4	4	8	2.5	0	1	1	0	1	0	3.5	
vs #21 Seton Hall	11/22/21	dnp		-	-	-	-	-	-	-	-	-	-	-	-	-	-	-	-	-	
vs #23 Florida	11/24/21	dnp		-	-	-	-	-	-	-	-	-	-	-	-	-	-	-	-	-	
#1 DUKE	11/30/21	dnp		-	-	-	-	-	-	-	-	-	-	-	-	-	-	-	-	-	
at Penn St.	12/05/21	dnp		-	-	-	-	-	-	-	-	-	-	-	-	-	-	-	-	-	
TOWSON	12/08/21	10		1-1	1.000	1-1	1.000	0-0	.000	1	1	2	2.4	1	0	1	0	0	3	3.4	
#22 WISCONSIN	12/11/21	10		0-0	.000	0-0	.000	0-0	.000	1	0	1	2.2	4	0	0	0	0	0	2.8	
at Nebraska	01/02/22	6		1-1	1.000	0-0	.000	0-0	.000	1	0	1	2.0	1	1	1	1	0	2	2.7	
at Indiana	01/06/22	10		0-0	.000	0-0	.000	0-0	.000	1	3	4	2.3	2	0	0	0	0	0	2.4	
NORTHWESTERN	01/09/22	4		0-0	.000	0-0	.000	0-0	.000	0	0	0	2.0	0	0	0	1	0	0	2.1	
Totals		0	87	8-17	.471	3-9	.333	0-2	.000	9	9	18	2.0	10	5	4	2	1	19	2.1	

Games played: 9
Minutes/game: 9.7
Points/game: 2.1
FG Pct: 47.1
3FG Pct: 33.3
FT Pct: 0.0

Rebounds/game: 2.0
Assists/game: 0.6
Turnovers/game: 0.4
Assist/turnover ratio: 1.3
Steals/game: 0.1
Blocks/game: 0.2

CAREER STATISTICS

			Total		3-Point		F-Throws		Rebounds										Scoring	
Season	gp-gs	min/avg	fg-fga	pct	fg-fga	pct	ft-fga	pct	off	def	tot	avg	pf	fo	ast	to	blk	stl	pts	avg
2020-21	29-0	174/6.0	13-37	.351	7-25	.280	2-4	.500	9	28	37	1.3	10	0	6	4	4	3	35	1.2
2021-22	9-0	87/9.7	8-17	.471	3-9	.333	0-2	.000	9	9	18	2.0	10	0	5	4	2	1	19	2.1
TOTAL	38-0	261/6.9	21-54	.389	10-34	.294	2-6	.333	18	37	55	1.4	20	0	11	8	6	4	54	1.4




JUSTIN AHRENS

SENIOR
GUARD • 6-6 • 195
VERSAILLES, OHIO
VERSAILLES

10

- One of the team's four captains
- Considered the team's best shooter
- Has made 96 three-pointers over the last three seasons and is shooting over 40 percent from beyond the arc in his career



POINTS

Season 17, vs. Seton Hall (11/22/21)
Career 29, vs Iowa (2/26/19)

REBOUNDS

Season 6, vs. Duke (11/30/21)
Career 7, 3x (last: at Minnesota, 1/3/21)

ASSISTS

Season 3, 3x (last: vs. Florida, 11/24/21)
Career 3, 3x (last: vs. Florida, 11/24/21)

STEALS

Season 2, vs. Seton Hall (11/22/21)
Career 2, 5x (last: vs. Seton Hall, 11/22/21)

BLOCKS

Season 1, vs. Duke (11/30/21)
Career 2, 2x (last: vs. Oral Roberts, 3/19/21)

FIELD GOALS

Season 5, 2x (last: vs. Towson, 12/8/21)
Career 7, vs. Iowa (2/26/19)

FG ATTEMPTS

Season 10, vs. Towson (12/8/21)
Career 11, vs. Iowa (2/26/19)

3-PT FGS

Season 5, 2x (last: vs. Towson, 12/8/21)
Career 6, 2x (last: vs. Nebraska, 12/30/20)

3-PT FG ATTS

Season 10, vs. Towson (12/8/21)
Career 10, 2x (last: vs. Towson, 12/8/21)

FREE THROWS

Season 3, at Xavier (11/18/21)
Career 9, vs. Iowa (2/26/19)

FT ATTEMPTS

Season 3, 4x (last: vs. Duke, 11/30/21)
Career 9, vs. Iowa (2/26/19)

MINUTES

Season 34:30, vs. Duke (11/30/21)
Career 34:32, vs. Purdue (1/19/21)

2021-22 GAME-BY-GAME STATISTICS

Opponent	Date	gs	min	Total		3-Pointers		Free throws		Rebounds											
				fg-fga	pct	3fg-fga	pct	ft-fga	pct	off	def	tot	avg	pf	a	t/o	blk	stl	pts	avg	
AKRON	11/09/21	*	34	2-4	.500	2-3	.667	1-2	.500	0	1	1	1.0	1	3	2	0	0	7	7.0	
NIAGARA	11/12/21	*	29	2-6	.333	2-6	.333	0-0	.000	0	3	3	2.0	3	3	1	0	0	6	6.5	
BOWLING GREEN	11/15/21	*	18	3-4	.750	3-4	.750	2-3	.667	0	5	5	3.0	0	1	2	0	0	11	8.0	
at Xavier	11/18/21	*	16	0-2	.000	0-2	.000	3-3	1.000	0	0	0	2.3	2	1	1	0	0	3	6.8	
vs #21 Seton Hall	11/22/21	*	28	5-8	.625	5-8	.625	2-3	.667	0	4	4	2.6	3	0	0	0	2	17	8.8	
vs #23 Florida	11/24/21	*	34	2-6	.333	2-6	.333	0-0	.000	0	2	2	2.5	1	3	1	0	0	6	8.3	
#1 DUKE	11/30/21	*	35	2-8	.250	2-7	.286	1-3	.333	0	6	6	3.0	2	0	0	1	1	7	8.1	
at Penn St.	12/05/21	*	30	3-8	.375	3-8	.375	0-0	.000	0	4	4	3.1	2	1	1	0	1	9	8.3	
TOWSON	12/08/21	*	29	5-10	.500	5-10	.500	1-1	1.000	1	1	2	3.0	2	1	0	0	0	16	9.1	
#22 WISCONSIN	12/11/21	*	26	1-4	.250	1-4	.250	2-2	1.000	0	4	4	3.1	2	1	0	0	0	5	8.7	
at Nebraska	01/02/22	*	23	1-5	.200	1-5	.200	2-2	1.000	0	2	2	3.0	2	1	1	0	1	5	8.4	
at Indiana	01/06/22	*	28	2-6	.333	2-6	.333	0-0	.000	0	3	3	3.0	1	1	1	0	1	6	8.2	
NORTHWESTERN	01/09/22	*	21	0-5	.000	0-5	.000	0-0	.000	0	3	3	3.0	0	1	1	0	0	0	7.5	
Totals			13	351	28-76	.368	28-74	.378	14-19	.737	1	38	39	3.0	21	17	11	1	6	98	7.5

Games played: 13
Minutes/game: 27.0
Points/game: 7.5
FG Pct: 36.8
3FG Pct: 37.8
FT Pct: 73.7

Rebounds/game: 3.0
Assists/game: 1.3
Turnovers/game: 0.8
Assist/turnover ratio: 1.5
Steals/game: 0.5
Blocks/game: 0.1

CAREER STATISTICS

		Total		3-Point		F-Throws		Rebounds											Scoring	
Season	gp-gs	min/avg	fg-fga	pct	fg-fga	pct	ft-fga	pct	off	def	tot	avg	pf	fo	ast	to	blk	stl	pts	avg
2018-19	25-4	239/9.6	25-61	.410	19-49	.388	10-11	.909	4	40	44	1.8	23	0	8	14	5	6	79	3.2
2019-20	26-0	261/10.0	26-62	.419	23-57	.404	1-2	.500	8	27	35	1.3	22	0	6	11	1	2	76	2.9
2020-21	31-18	568/18.3	58-134	.433	54-127	.425	7-10	.700	6	53	59	1.9	38	1	11	11	7	16	177	5.7
2021-22	13-13	351/27.0	28-76	.368	28-74	.378	14-19	.737	1	38	39	3.0	21	0	17	11	1	6	98	7.5
TOTAL	95-35	1419/14.9	137-333	.411	124-307	.404	32-42	.762	19	158	177	1.9	104	1	42	47	14	30	430	4.5



JUSTICE SUEING

RS-SENIOR
FORWARD • 6-7 • 215
HONOLULU, HAWAII
MATER DEI / CAL

14

- One of the team's four captains
- Julius Erving Small Forward of the Year Watch List
- The team's "Swiss Army Knife" because of his versatility at multiple positions
- Transfer from Cal who enters the season with over 1,200 pts and 94 games played

SUEING IN 2021-22

- Will miss an extended period of time with an abdominal injury



POINTS

Season 10, vs. Niagara (11/12/21)
Career 27, 2x (last: vs. Arizona, 1/12/19)

REBOUNDS

Season 4, vs. Niagara (11/12/21)
Career 11, 2x (last: at Iowa, 2/4/21)

ASSISTS

Season -
Career 6, vs. Washington (2/28/19)

STEALS

Season 1, vs. Niagara (11/12/21)
Career 5, 2x (last: vs. Penn State, 1/27/21)

BLOCKS

Season -
Career 2, 5x (last: vs. Penn State, 1/27/21)

FIELD GOALS

Season 4, vs. Niagara (11/12/21)
Career 11, at Washington (1/11/18)

FG ATTEMPTS

Season 7, vs. Akron (11/9/21)
Career 19, vs. Stanford (2/18/18)

3-PT FGS

Season -
Career 4, 6x (last: vs. San Diego St., 12/28/18)

3-PT FG ATTS

Season 2, 2x (last: vs. Niagara, 11/12/21)
Career 9, 2x (last: at UCLA, 1/25/18)

FREE THROWS

Season 2, vs. Niagara (11/12/21)
Career 9, 5x (last: vs. Illinois, 3/14/21)

FT ATTEMPTS

Season 2, vs. Niagara (11/12/21)
Career 14, vs. Arizona (1/17/18)

MINUTES

Season 15:52, vs. Niagara (11/12/21)
Career 41:41, vs. Illinois (3/14/21)

DOUBLE-DOUBLES (5)

Date	Team	Pts / Reb
1/3/19	at USC	16 / 11
1/9/21	at Rutgers	12 / 10
1/27/21	Penn State	13 / 10
2/4/21	at Iowa	12 / 11
2/13/21	Indiana	16 / 10

2021-22 GAME-BY-GAME STATISTICS

Opponent	Date	gs	min	Total	3-Pointers	Free throws	Rebounds													
				fg-fga	pct	3fg-fga	pct	ft-fga	pct	off	def	tot	avg	pf	a	t/o	blk	stl	pts	avg
AKRON	11/09/21	14		1-7	.143	0-2	.000	0-0	.000	1	2	3	3.0	1	0	1	0	0	2	2.0
NIAGARA	11/12/21	16		4-6	.667	0-2	.000	2-2	1.000	0	4	4	3.5	2	0	1	0	1	10	6.0
BOWLING GREEN	11/15/21	dnp		-	-	-	-	-	-	-	-	-	-	-	-	-	-	-	-	-
at Xavier	11/18/21	dnp		-	-	-	-	-	-	-	-	-	-	-	-	-	-	-	-	-
vs #21 Seton Hall	11/22/21	dnp		-	-	-	-	-	-	-	-	-	-	-	-	-	-	-	-	-
vs #23 Florida	11/24/21	dnp		-	-	-	-	-	-	-	-	-	-	-	-	-	-	-	-	-
#1 DUKE	11/30/21	dnp		-	-	-	-	-	-	-	-	-	-	-	-	-	-	-	-	-
at Penn St.	12/05/21	dnp		-	-	-	-	-	-	-	-	-	-	-	-	-	-	-	-	-
TOWSON	12/08/21	dnp		-	-	-	-	-	-	-	-	-	-	-	-	-	-	-	-	-
#22 WISCONSIN	12/11/21	dnp		-	-	-	-	-	-	-	-	-	-	-	-	-	-	-	-	-
at Nebraska	01/02/22	dnp		-	-	-	-	-	-	-	-	-	-	-	-	-	-	-	-	-
at Indiana	01/06/22	dnp		-	-	-	-	-	-	-	-	-	-	-	-	-	-	-	-	-
NORTHWESTERN	01/09/22	dnp		-	-	-	-	-	-	-	-	-	-	-	-	-	-	-	-	-
Totals		0	30	5-13	.385	0-4	.000	2-2	1.000	1	6	7	3.5	3	0	2	0	1	12	6.0

Games played: 2
Minutes/game: 15.0
Points/game: 6.0
FG Pct: 38.5
3FG Pct: 0.0
FT Pct: 100.0

Rebounds/game: 3.5
Turnovers/game: 1.0
Steals/game: 0.5

CAREER STATISTICS

			Total		3-Point		F-Throws		Rebounds										Scoring	
Season	gp-gs	min/avg	fg-fga	pt%	fg-fga	pt%	ft-fga	pt%	off	def	tot	avg	pf	fo	ast	to	blk	stl	pts	avg
2017-18*	32-31	1023/32.0	157-362	.434	42-135	.311	86-128	.672	48	124	172	5.4	75	1	44	68	15	75	442	13.8
2018-19*	31-30	1068/34.5	140-324	.432	35-116	.302	129-165	.782	46	140	186	6.0	78	1	60	53	15	52	444	14.3
2020-21	31-31	880/28.4	109-222	.491	22-61	.361	93-124	.750	48	122	170	5.5	75	3	46	56	6	29	333	10.7
2021-22	2-0	30/15.0	5-13	.385	0-4	.000	2-2	1.000	1	6	7	3.5	3	0	0	2	0	1	12	6.0
TOTAL	33-31	910/27.6	114-235	.485	22-65	.338	95-126	.754	49	128	177	5.4	78	3	46	58	6	30	345	10.5
All*	96-92	3001/31.3	411-921	.446	99-316	.313	310-419	.740	143	392	535	5.6	231	5	150	179	36	157	1231	12.8



MALAKI BRANHAM

FRESHMAN
GUARD • 6-5 • 180
COLUMBUS, OHIO
ST. VINCENT-ST. MARY'S

22

- Has a very cerebral game -- is good in the midrange
- Ohio's Mr. Basketball as a senior in 2021 -- Two-time first team All-Ohio honoree
- Top 100 player in the class of 2021 -- Scored 37 pts in the state title game last March
- Asked Jimmy Jackson for permission to wear his retired No. 22



POINTS

Season 35, at Nebraska (1/2/22)

REBOUNDS

Season 6, 2x (last: at Nebraska, 1/2/22)

ASSISTS

Season 5, vs. Northwestern (1/9/22)

STEALS

Season 3, 2x (last: vs. Northwestern, 1/9/22)

BLOCKS

Season 1, 3x (last: vs. Northwestern, 1/9/22)

FIELD GOALS

Season 13, at Nebraska (1/2/22)

FG ATTEMPTS

Season 19, at Nebraska (1/2/22)

3-PT FGS

Season 6, at Nebraska (1/2/22)

3-PT FG ATTS

Season 10, at Nebraska (1/2/22)

FREE THROWS

Season 13, vs. Northwestern (1/9/22)

FT ATTEMPTS

Season 14, vs. Northwestern (1/9/22)

MINUTES

Season 42:07, at Nebraska (1/2/22)


BRANHAM IN 2021-22

- Had seven points in his collegiate debut and assisted on the game-winning buzzer-beater against Akron (11/9)
- Made his first collegiate start vs. Niagara (Nov. 14) and had 7 points
- Scored in double figures for the first time with 11 points in the Big Ten opener at Penn State (12/5)
- Set an OSU freshman record for points in a Big Ten game, scoring 35 points in the overtime win at Nebraska (1/2) ... Tied an OSU freshman record by going 6-of-10 from long range vs. the Huskers
- Scored 24 points on 13-of-14 from the free throw line and also dished-out five assists vs. Northwestern (1/9)

2021-22 GAME-BY-GAME STATISTICS																			
Opponent	Date	gs	min	Total		3-Pointers		Free throws		Rebounds									
				fg-fga	pct	3fg-fga	pct	ft-fga	pct	off	def	tot	avg	pf	a	t/o	blk	stl	pts
AKRON	11/09/21		24	3-9	.333	1-1	1.000	0-0	.000	2	4	6	6.0	1	3	1	1	1	7
NIAGARA	11/12/21	*	18	3-6	.500	1-1	1.000	0-0	.000	0	2	2	4.0	4	1	1	1	1	7
BOWLING GREEN	11/15/21	*	21	3-8	.375	0-3	.000	2-2	1.000	2	0	2	3.3	0	3	2	0	1	8
at Xavier	11/18/21	*	28	3-11	.273	1-2	.500	0-0	.000	1	3	4	3.5	2	1	2	0	0	7
vs #21 Seton Hall	11/22/21	*	18	1-4	.250	0-1	.000	0-0	.000	0	3	3	3.4	2	2	2	0	1	2
vs #23 Florida	11/24/21	*	22	1-4	.250	0-2	.000	2-2	1.000	0	3	3	3.3	2	2	3	0	3	4
#1 DUKE	11/30/21	*	19	4-6	.667	0-0	.000	0-0	.000	0	2	2	3.1	3	1	2	0	0	8
at Penn St.	12/05/21	*	27	5-9	.556	1-3	.333	0-0	.000	0	1	1	2.9	1	2	1	0	0	11
TOWSON	12/08/21	*	27	3-8	.375	1-2	.500	2-2	1.000	3	2	5	3.1	0	1	0	0	0	9
#22 WISCONSIN	12/11/21	*	14	0-2	.000	0-0	.000	0-0	.000	0	2	2	3.0	1	0	4	0	0	0
at Nebraska	01/02/22	*	43	13-19	.684	6-10	.600	3-4	.750	0	6	6	3.3	2	1	2	0	0	35
at Indiana	01/06/22	*	34	5-13	.385	1-3	.333	2-2	1.000	0	5	5	3.4	1	3	1	0	0	13
NORTHWESTERN	01/09/22	*	34	5-8	.625	1-3	.333	13-14	.929	1	3	4	3.5	1	5	2	1	3	24
Totals		12	329	49-107	.458	13-31	.419	24-26	.923	9	36	45	3.5	20	25	23	3	10	135
Games played: 13				Rebounds/game: 3.5															
Minutes/game: 25.3				Assists/game: 1.9															
Points/game: 10.4				Turnovers/game: 1.8															
FG Pct: 45.8				Assist/turnover ratio: 1.1															
3FG Pct: 41.9				Steals/game: 0.8															
FT Pct: 92.3				Blocks/game: 0.2															

CAREER STATISTICS

			Total		3-Point		F-Throws		Rebounds										Scoring	
Season	gp-gs	min/avg	fg-fga	pct	fg-fga	pct	ft-fga	pct	off	def	tot	avg	pf	fo	ast	to	blk	stl	pts	avg
2021-22	13-12	329/25.3	49-107	.458	13-31	.419	24-26	.923	9	36	45	3.5	20	0	25	23	3	10	135	10.4
TOTAL	13-12	329/25.3	49-107	.458	13-31	.419	24-26	.923	9	36	45	3.5	20	0	25	23	3	10	135	10.4



ZED KEY

SOPHOMORE
FORWARD • 6-8 • 245
BAY SHORE, N.Y.
LONG ISLAND LUTHERAN

23

- Big, physical player who seeks out contact
- Undersized in terms of height for a center but makes up for it in his physicalness and brute strength
- Played in every game last year as a true freshman
- Led the team as a freshman by shooting 61.6% from the floor (61-of-99)

KEY IN 2021-22

- Matched his career-high with 14 pts in the season-opening win over Akron (11/9)
- Notched his second-consecutive double-figure game with 11 points and a career-high tying three blocks vs. Niagara (11/12)
- Scored a career-high 20 pts on 8-of-15 shooting in the win over No. 1 Duke (11/30)
- Pulled down a career-high 14 rebounds in the overtime win at Nebraska (1/2/22)



POINTS

Season 20, vs. Duke (11/30/21)
Career 20, vs. Duke (11/30/21)

REBOUNDS

Season 14, at Nebraska (1/2/22)
Career 14, at Nebraska (1/2/22)

ASSISTS

Season 2, 2x (last: at Nebraska, 1/2/22)
Career 2, 4x (last: at Nebraska, 1/2/22)

STEALS

Season 2, at Indiana (1/6/22)
Career 2, at Indiana (1/6/22)

BLOCKS

Season 3, vs. Niagara (11/12/21)
Career 3, 2x (last: vs. Niagara, 11/12/21)

FIELD GOALS

Season 8, vs. Duke (11/30/21)
Career 8, vs. Duke (11/30/21)

FG ATTEMPTS

Season 15, vs. Duke (11/30/21)
Career 15, vs. Duke (11/30/21)

3-PT FGS

Season -
Career -

3-PT FG ATTS

Season -
Career -

FREE THROWS

Season 5, vs. Niagara (11/12/21)
Career 6, 2x (last: at Rutgers, 1/9/21)

FT ATTEMPTS

Season 7, vs. Niagara (11/12/21)
Career 9, 2x (last: at Rutgers, 1/9/21)

MINUTES

Season 34:24, at Nebraska (1/2/22)
Career 34:24, at Nebraska (1/2/22)

DOUBLE-DOUBLES (1)

Date	Team	Pts / Reb
12/13/20	vs. Cleveland State	12 / 10

2021-22 GAME-BY-GAME STATISTICS

Opponent	Date	gs	min	Total		3-Pointers		Free throws		Rebounds											
				fg-fga	pct	3fg-fga	pct	ft-fga	pct	off	def	tot	avg	pf	a	t/o	blk	stl	pts	avg	
AKRON	11/09/21	*	25	7-11	.636	0-0	.000	0-0	.000	4	1	5	5.0	1	0	2	1	0	14	14.0	
NIAGARA	11/12/21	*	26	3-4	.750	0-0	.000	5-7	.714	2	5	7	6.0	2	1	0	3	0	11	12.5	
BOWLING GREEN	11/15/21	*	20	6-9	.667	0-0	.000	0-0	.000	3	6	9	7.0	2	0	1	0	0	12	12.3	
at Xavier	11/18/21	*	17	3-7	.429	0-0	.000	0-1	.000	1	1	2	5.8	3	1	0	0	0	6	10.8	
vs #21 Seton Hall	11/22/21		21	3-6	.500	0-0	.000	0-0	.000	0	2	2	5.0	2	1	3	0	0	6	9.8	
vs #23 Florida	11/24/21		19	3-4	.750	0-0	.000	1-3	.333	0	5	5	5.0	4	0	0	1	0	7	9.3	
#1 DUKE	11/30/21	*	27	8-15	.533	0-0	.000	4-6	.667	1	2	3	4.7	2	1	0	0	0	20	10.9	
at Penn St.	12/05/21	*	20	2-4	.500	0-0	.000	0-0	.000	1	2	3	4.5	3	1	2	1	0	4	10.0	
TOWSON	12/08/21	*	27	5-6	.833	0-0	.000	3-4	.750	1	8	9	5.0	2	0	1	2	0	13	10.3	
#22 WISCONSIN	12/11/21	*	23	5-7	.714	0-0	.000	1-3	.333	1	8	9	5.4	1	2	0	1	0	11	10.4	
at Nebraska	01/02/22	*	35	3-5	.600	0-0	.000	1-2	.500	6	8	14	6.2	2	2	1	1	0	7	10.1	
at Indiana	01/06/22	*	15	0-2	.000	0-0	.000	2-2	1.000	0	3	3	5.9	2	1	1	0	2	2	9.4	
NORTHWESTERN	01/09/22		20	4-4	1.000	0-0	.000	0-0	.000	1	2	3	5.7	2	0	2	0	0	8	9.3	
Totals			10	295	52-84	.619	0-0	.000	17-28	.607	21	53	74	5.7	28	10	13	10	2	121	9.3

Games played: 13
Minutes/game: 22.7
Points/game: 9.3
FG Pct: 61.9
FT Pct: 60.7

Rebounds/game: 5.7
Assists/game: 0.8
Turnovers/game: 1.0
Assist/turnover ratio: 0.8
Steals/game: 0.2
Blocks/game: 0.8

CAREER STATISTICS

Season	gp-gs	min/avg	Total		3-Point		F-Throws		Rebounds				Scoring			
			fg-fga	pct	fg-fga	pct	ft-fga	pct	off	def	tot	avg	pf	fo	ast	to
2020-21	31-1	366/11.8	61-99	.616	0-0	.000	38-69	.551	47	58	105	3.4	60	0	9	24
2021-22	13-10	295/22.7	52-84	.619	0-0	.000	17-28	.607	21	53	74	5.7	28	0	10	13
TOTAL	44-11	661/15.0	113-183	.617	0-0	.000	55-97	.567	68	111	179	4.1	88	0	19	37



KYLE YOUNG

GRADUATE
FORWARD • 6-8 • 225
CANTON, OHIO
JACKSON

25

- One of the team's four captains
- Is in his fifth season with the program -- earned his bachelor's degree in sport industry in the spring of 2020 and is working on his masters in sport management
- Three-time Academic All-Big Ten honoree
- Worked extremely hard on his jump shot in the offseason

YOUNG IN 2021-22

- Was a career-best 7-of-8 from the FT line and finished with 12 points and a game-high 8 rebounds against Seton Hall (11/22)
- Had a great shooting night at Penn State (12/5) as he was a career-best 4-of-4 from beyond the arc and from the line
- Made 6-of-7 shot attempts and tied a career-high with 18 points vs. Towson (12/8)
- Pulled down a career-high 14 rebounds in the win over Wisconsin (12/11)
- Made his first start of the season in the win over Northwestern (1/9)



POINTS

Season 18, vs. Towson (12/8/21)
Career 18, 3x (last: vs. Towson, 12/8/21)

REBOUNDS

Season 14, vs. Wisconsin (12/11/21)
Career 14, vs. Wisconsin (12/11/21)

ASSISTS

Season 3, vs. Seton Hall (11/22/21)
Career 5, at Penn State (2/18/21)

STEALS

Season 2, vs. BGSU (11/15/21)
Career 2, 7x (last: vs. BGSU, 11/15/21)

BLOCKS

Season 1, 7x (last: vs. Northwestern, 1/9/22)
Career 2, 8x (last: vs. Illinois, 3/6/21)

FIELD GOALS

Season 6, vs. Towson (12/8/21)
Career 7, 3x (last: vs. Purdue (3/12/21)

FG ATTEMPTS

Season 7, 2x (last: vs. Towson, 12/8/21)
Career 12, at Maryland (2/8/21)

3-PT FGS

Season 4, at Penn State (12/5/21)
Career 4, 2x (last: at Penn State, 12/5/21)

3-PT FG ATTS

Season 4, at Penn State (12/5/21)
Career 5, vs. Purdue (3/12/21)

FREE THROWS

Season 7, vs. Seton Hall (11/22/21)
Career 7, vs. Seton Hall (11/22/21)

FT ATTEMPTS

Season 8, vs. Seton Hall (11/22/21)
Career 9, vs. Syracuse (11/28/18)

MINUTES

Season 31:10, at Xavier (11/18/21)
Career 35:31, at Cincinnati (11/7/18)

DOUBLE-DOUBLES (3)

Date	Team	Pts / Reb
11/6/19	Cincinnati	14 / 13
11/18/19	Stetson	15 / 10
12/23/20	Rutgers	17 / 12

2021-22 GAME-BY-GAME STATISTICS

Opponent	Date	gs	min	Total		3-Pointers		Free throws		Rebounds										
				fg-fga	pct	3fg-fga	pct	ft-fa	pct	off	def	tot	avg	pf	a	t/o	blk	stl	pts	avg
AKRON	11/09/21		dnp	-	-	-	-	-	-	-	-	-	-	-	-	-	-	-	-	
NIAGARA	11/12/21	23	24	2-4	.500	0-2	.000	1-1	1.000	0	7	7	7.0	0	1	1	0	0	5	5.0
BOWLING GREEN	11/15/21	14	4-5	.800	0-0	.000	0-0	.000	1	4	5	6.0	1	2	0	1	2	8	6.5	
at Xavier	11/18/21	32	3-6	.500	1-3	.333	5-5	1.000	0	6	6	6.0	1	1	2	1	0	12	8.3	
vs #21 Seton Hall	11/22/21	24	2-5	.400	1-2	.500	7-8	.875	3	5	8	6.5	2	3	0	1	1	12	9.3	
vs #23 Florida	11/24/21	14	5-7	.714	0-2	.000	1-1	1.000	1	5	6	6.4	5	0	2	0	0	11	9.6	
#1 DUKE	11/30/21	20	1-4	.250	1-2	.500	0-1	.000	1	4	5	6.2	2	2	0	0	0	3	8.5	
at Penn St.	12/05/21	23	4-4	1.000	4-4	1.000	4-4	1.000	1	6	7	6.3	2	1	1	1	0	16	9.6	
TOWSON	12/08/21	23	6-7	.857	2-2	1.000	4-6	.667	0	2	2	5.8	1	1	1	1	1	18	10.6	
#22 WISCONSIN	12/11/21	23	2-6	.333	0-2	.000	1-1	1.000	1	13	14	6.7	1	0	1	0	1	5	10.0	
at Nebraska	01/02/22		dnp	-	-	-	-	-	-	-	-	-	-	-	-	-	-	-	-	
at Indiana	01/06/22	17	1-4	.250	1-3	.333	0-0	.000	1	1	2	6.2	2	0	2	1	0	3	9.3	
NORTHWESTERN	01/09/22	*	23	1-3	.333	0-2	.000	4-4	1.000	1	1	2	5.8	2	2	3	1	0	6	9.0
Totals		1	236	31-55	.564	10-24	.417	27-31	.871	10	54	64	5.8	19	13	13	7	5	99	9.0

Games played: 11
Minutes/game: 21.5
Points/game: 9.0
FG Pct: 56.4
3FG Pct: 41.7
FT Pct: 87.1

Rebounds/game: 5.8
Assists/game: 1.2
Turnovers/game: 1.2
Assist/turnover ratio: 1.0
Steals/game: 0.5
Blocks/game: 0.6

CAREER STATISTICS

			Total		3-Point		F-Throws		Rebounds											Scoring	
Season	gp-gs	min/avg	fg-fga	pot	fg-fga	pot	ft-fga	pot	off	def	tot	avg	pf	fo	ast	to	blk	stl	pts	avg	
2017-18	25-0	216/8.6	19-43	.442	1-10	.100	5-11	.455	19	21	40	1.6	19	0	4	9	3	7	44	1.8	
2018-19	31-14	636/20.5	78-116	.672	1-6	.167	28-48	.583	48	88	136	4.4	65	1	28	23	16	17	185	6.0	
2019-20	25-25	571/22.8	72-123	.585	2-13	.154	42-64	.656	51	93	144	5.8	48	0	23	14	13	8	188	7.5	
2020-21	27-26	708/26.2	88-162	.543	13-30	.433	44-52	.846	48	101	149	5.5	72	1	34	13	15	12	233	8.6	
2021-22	11-1	236/21.5	31-55	.564	10-24	.417	27-31	.871	10	54	64	5.8	19	1	13	13	7	5	99	9.0	
TOTAL	119-66	2367/19.9	288-499	.577	27-83	.325	146-206	.709	176	357	533	4.5	223	3	102	72	54	49	749	6.3	



SETH TOWNS

GRADUATE
FORWARD • 6-8 • 230
COLUMBUS, OHIO
NORTHLAND / HARVARD

31

- Transfer from Harvard who is in his second season with the program
- Played in 25 games last year and averaged 3.8 points per game
- Was the 2017-18 Ivy League Player of the Year
- Graduated from Harvard in the spring of 2020 with a degree in sociology

TOWNS IN 2021-22

- Had back surgery in September and missed the early portion of the season



POINTS

Season
 Career 31, at Columbia (2/2/18)

REBOUNDS

Season
 Career 12, 2x (last: vs. Cornell, 3/10/18)

ASSISTS

Season
 Career 6, at Cornell (2/3/18)

STEALS

Season
 Career 3, 4x (last: at Princeton, 2/23/18)

BLOCKS

Season
 Career 4, vs. Michigan (3/13/21)

FIELD GOALS

Season
 Career 11, 2x (last: at Columbia 2/2/18)

FG ATTEMPTS

Season
 Career 21, at Columbia (2/2/18)

3-PT FGS

Season
 Career 6, 2x (last: at Columbia 2/2/18)

3-PT FG ATTS

Season
 Career 10, vs. Yale (3/11/17)

FREE THROWS

Season
 Career 9, 2x (last: vs. Brown 2/16/18)

FT ATTEMPTS

Season
 Career 12, 2x (last: vs. Brown 2/16/18)

MINUTES

Season
 Career 36:00, at Dartmouth (1/2018)


DOUBLE-DOUBLES (4)

Date	Team	Pts / Reb
1/28/17	at Columbia	12 / 12
11/16/17	at Holy Cross	24 / 10
3/3/18	Columbia	13 / 10
3/10/18	vs. Cornell	24 / 12

2021-22 GAME-BY-GAME STATISTICS

CAREER STATISTICS

			Total		3-Point		F-Throws		Rebounds											Scoring	
Season	gp-gs	min/avg	fg-fga	pct	fg-fga	pct	ft-fga	pct	off	def	tot	avg	pf	fo	ast	to	blk	stl	pts	avg	
2016-17*	28-20	689/24.6	119-278	.428	38-98	.388	69-84	.821	32	90	122	4.4	85	4	36	65	15	27	345	12.3	
2017-18*	30-25	838/27.9	161-384	.419	63-143	.441	95-118	.805	32	138	170	5.7	74	2	54	64	19	25	480	16.0	
2020-21	25-0	274/11.0	32-76	.421	15-44	.341	16-20	.800	11	43	54	2.2	30	0	7	8	5	5	95	3.8	
TOTAL	25-0	274/11.0	32-76	.421	15-44	.341	16-20	.800	11	43	54	2.2	30	0	7	8	5	5	95	3.8	
AVER	92.46	1004/24.7	213-738	.422	116-285	.407	190-222	.811	75	271	346	4.2	190	6	97	127	29	57	620	11.4	



E.J. LIDDELL
JUNIOR
FORWARD • 6-7 • 240
BELLEVILLE, ILL.
WEST

32

- One of the team's four captains
- Karl Malone Award Watch List & NABC Player of the Year Preseason Watch List
- Went through the NBA Draft process this summer
- First team All-Big Ten last season -- averaged 16.2 ppg and 6.7 rpg
- Has worked hard on improving his three-point shooting this offseason

LIDDELL IN 2021-22

- Was great in the season-opening win over Akron (11/9), notching a fifth double-double with 25 pts and 11 rebs
- Scored a then career-high 29 points on 9-of-15 shooting and had four blocks vs. Niagara (11/12)
- Scored a game-high 17 points and blocked a career-high 8 shots at Xavier (11/18)
- Posted 28 points on 10-of-10 from the FT line in the win over Seton Hall (11/22)
- Had 28 points on 11-of-16 shooting in the win over No. 22 Wisconsin (12/11)
- Made his first six shots from the field, including five from long range, and finished with a career-high 34 points in the win over Northwestern (1/9). Was also a career-best 5-of-7 from distance against the Wildcats



POINTS

Season 34, vs. Northwestern (1/9/22)
 Career 34, vs. Northwestern (1/9/22)

REBOUNDS

Season 14, vs. Duke (11/30/21)
 Career 14, 2x (last: vs. Duke, 11/30/21)

ASSISTS

Season 7, at Nebraska (1/2/22)
 Career 7, at Nebraska (1/2/22)

STEALS

Season 3, at Penn State (12/5/21)
 Career 3, 3x (last: at Penn State, 12/5/21)

BLOCKS

Season 8, at Xavier (11/18/21)
 Career 8, at Xavier (11/18/21)

FIELD GOALS

Season 12, vs. Northwestern (1/9/22)
 Career 12, vs. Northwestern (1/9/22)

FG ATTEMPTS

Season 20, vs. Northwestern (1/9/22)
 Career 20, vs. Northwestern (1/9/22)

3-PT FGS

Season 5, vs. Northwestern (1/9/22)
 Career 5, vs. Northwestern (1/9/22)

3-PT FG ATTS

Season 7, vs. Northwestern (1/9/22)
 Career 7, 4x (last: vs. Northwestern, 1/9/22)

FREE THROWS

Season 10, vs. Seton Hall (11/22/21)
 Career 10, 3x (last: vs. Seton Hall, 11/22/21)

FT ATTEMPTS

Season 12, 2x (last: vs. Florida, 11/24/21)
 Career 12, 3x (last: vs. Florida, 11/24/21)

MINUTES

Season 40:33, at Nebraska (1/2/22)
 Career 40:33, at Nebraska (1/2/22)

DOUBLE-DOUBLES (6)

Date	Team	Pts / Reb
3/5/20	Illinois	17 / 11
12/8/20	at Notre Dame	19 / 12
2/21/21	Michigan	23 / 10
3/19/21	vs. Oral Roberts	23 / 14
11/9/21	Akron	25 / 11
11/30/21	Duke	14 / 14

2021-22 GAME-BY-GAME STATISTICS

Opponent	Date	gs	min	Total		3-Pointers		Free throws		Rebounds				pf	a	t/o	blk	stl	pts	avg	
				fg-fga	pct	3fg-fga	pct	ft-fa	pct	off	def	tot	avg								
AKRON	11/09/21	*	30	10-19	.526	1-4	.250	4-8	.500	7	4	11	11.0	5	3	1	3	1	25	25.0	
NIAGARA	11/12/21	*	28	9-15	.600	3-6	.500	8-12	.667	1	4	5	8.0	3	3	5	4	1	29	27.0	
BOWLING GREEN	11/15/21	*	20	6-8	.750	1-3	.333	0-0	.000	2	1	3	6.3	0	4	2	0	0	13	22.3	
at Xavier	11/18/21	*	32	7-14	.500	1-3	.333	2-3	.667	3	4	7	6.5	3	1	2	8	0	17	21.0	
vs #21 Seton Hall	11/22/21	*	29	8-17	.471	2-5	.400	10-10	1.000	1	5	6	6.4	2	1	1	3	0	28	22.4	
vs #23 Florida	11/24/21	*	33	7-11	.636	1-1	1.000	8-12	.667	1	4	5	6.2	3	1	5	5	0	23	22.5	
#1 DUKE	11/30/21	*	36	5-10	.500	1-3	.333	3-7	.429	3	11	14	7.3	2	6	4	3	0	14	21.3	
at Penn St.	12/05/21	*	31	4-9	.444	0-2	.000	6-8	.750	2	3	5	7.0	4	1	4	1	3	14	20.4	
TOWSON	12/08/21	*	24	3-6	.500	1-4	.250	8-8	1.000	1	6	7	7.0	3	3	6	1	0	15	19.8	
#22 WISCONSIN	12/11/21	*	31	11-16	.688	1-3	.333	5-7	.714	4	5	9	7.2	1	4	2	2	1	28	20.6	
at Nebraska	01/02/22	*	41	2-14	.143	1-5	.200	5-6	.833	3	5	8	7.3	4	7	3	4	0	10	19.6	
at Indiana	01/06/22	*	32	3-12	.250	1-5	.200	4-4	1.000	2	7	9	7.4	1	0	3	2	1	11	18.9	
NORTHWESTERN	01/09/22	*	34	12-20	.600	5-7	.714	5-5	1.000	0	4	4	7.2	3	2	2	5	0	34	20.1	
Totals			13	401	87-171	.509	19-51	.373	68-90	.756	30	63	93	7.2	34	36	40	41	7	261	20.1

Games played: 13
 Minutes/game: 30.8
 Points/game: 20.1
 FG Pct: 50.9
 3FG Pct: 37.3
 FT Pct: 75.6

Rebounds/game: 7.2
 Assists/game: 2.8
 Turnovers/game: 3.1
 Assist/turnover ratio: 0.9
 Steals/game: 0.5
 Blocks/game: 3.2

CAREER STATISTICS

			Total		3-Point		F-Throws		Rebounds											Scoring	
Season	gp-gs	min/avg	fg-fga	pct	fg-fga	pct	ft-fa	pct	off	def	tot	avg	pf	fo	ast	to	blk	stl	pts	avg	
2019-20	31-0	516/16.6	71-154	.461	5-26	.192	61-85	.718	35	82	117	3.8	59	0	14	29	29	13	208	6.7	
2020-21	29-29	848/29.2	158-333	.474	27-80	.338	126-169	.746	51	142	193	6.7	86	2	52	47	31	19	469	16.2	
2021-22	13-13	401/30.8	87-171	.509	19-51	.373	68-90	.756	30	63	93	7.2	34	1	36	40	41	7	261	20.1	
TOTAL	73-42	1765/24.2	316-658	.480	51-157	.325	255-344	.741	116	287	403	5.5	179	3	102	116	101	39	938	12.8	



HARRISON HOOKFIN

SENIOR
FORWARD • 6-6 • 195
LEBANON, OHIO
LEBANON

42

- Team's only walk-on
- One of the most fit players on the team
- A workout warrior
- A biology major in his fourth year with the program

HOOKFIN IN 2021-22

- Made his season debut in the win over Bowling Green (11/15)



POINTS

Season

Career 4, vs. Illinois St. (11/25/20)

REBOUNDS

Season 1, vs. BGSU (11/15/21)

Career 3, vs. Nebraska (12/30/20)

ASSISTS

Season

Career --

STEALS

Season

Career 1, vs. Morgan St. (11/29/19)

BLOCKS

Season

Career --

FIELD GOALS

Season

Career 2, vs. Illinois St. (11/25/20)

FG ATTEMPTS

Season 1, vs. BGSU (11/15/21)

Career 3, 2x (last: vs. Illinois St., 11/25/20)

3-PT FGS

Season

Career --

3-PT FG ATTS

Season

Career 1, 2x (last: vs. Nebraska, 12/30/20)

FREE THROWS

Season

Career --

FT ATTEMPTS

Season

Career --

MINUTES

Season 3:10, vs. BGSU (11/15/21)

Career 6:19, vs. Stetson (11/18/19)

2021-22 GAME-BY-GAME STATISTICS

Opponent	Date	gs	min	Total		3-Pointers		Free throws		Rebounds				Other				pts	avg
				fg-fga	pct	3fg-fga	pct	ft-fa	pct	off	def	tot	avg	pf	a	t/o	blk	stl	
AKRON	11/09/21	dnp		-	-	-	-	-	-	-	-	-	-	-	-	-	-	-	-
NIAGARA	11/12/21	dnp		-	-	-	-	-	-	-	-	-	-	-	-	-	-	-	-
BOWLING GREEN	11/15/21	3		0-1	.000	0-0	.000	0-0	.000	1	0	1	1.0	0	0	0	0	0	0.0
at Xavier	11/18/21	dnp		-	-	-	-	-	-	-	-	-	-	-	-	-	-	-	-
vs #21 Seton Hall	11/22/21	dnp		-	-	-	-	-	-	-	-	-	-	-	-	-	-	-	-
vs #23 Florida	11/24/21	dnp		-	-	-	-	-	-	-	-	-	-	-	-	-	-	-	-
#1 DUKE	11/30/21	dnp		-	-	-	-	-	-	-	-	-	-	-	-	-	-	-	-
at Penn St.	12/05/21	dnp		-	-	-	-	-	-	-	-	-	-	-	-	-	-	-	-
TOWSON	12/08/21	dnp		-	-	-	-	-	-	-	-	-	-	-	-	-	-	-	-
#22 WISCONSIN	12/11/21	1		0-0	.000	0-0	.000	0-0	.000	0	0	0	0.5	1	0	0	0	0	0.0
at Nebraska	01/02/22	dnp		-	-	-	-	-	-	-	-	-	-	-	-	-	-	-	-
at Indiana	01/06/22	dnp		-	-	-	-	-	-	-	-	-	-	-	-	-	-	-	-
NORTHWESTERN	01/09/22	dnp		-	-	-	-	-	-	-	-	-	-	-	-	-	-	-	-
Totals		0	4	0-1	.000	0-0	.000	0-0	.000	1	0	1	0.5	1	0	0	0	0	0.0

Games played: 2
Minutes/game: 2.0
FG Pct: 0.0

Rebounds/game: 0.5

CAREER STATISTICS

			Total		3-Point		F-Throws		Rebounds											Scoring	
Season	gp-gs	min/avg	fg-fga	pct	fg-fga	pct	ft-fga	pct	off	def	tot	avg	pf	fo	ast	to	blk	stl	pts	avg	
2018-19	1-0	1/1.0	0-0	.000	0-0	.000	0-0	.000	0	1	1	1.0	0	0	0	0	0	0	0	0.0	
2019-20	8-0	21/2.6	1-5	.200	0-1	.000	0-0	.000	3	2	5	0.6	0	0	0	5	0	1	2	0.3	
2020-21	4-0	12/3.0	3-6	.500	0-1	.000	0-0	.000	2	2	4	1.0	4	0	0	1	0	0	6	1.5	
2021-22	2-0	4/2.0	0-1	.000	0-0	.000	0-0	.000	1	0	1	0.5	1	0	0	0	0	0	0	0.0	
TOTAL	15-0	38/2.5	4-12	.333	0-2	.000	0-0	.000	6	5	11	0.7	5	0	0	6	0	1	8	0.5	



JOEY BRUNK

**GRADUATE
CENTER • 6-11 • 255
INDIANAPOLIS, IND.
SOUTHPORT / BUTLER / INDIANA**

50

- Four-year collegiate player – played at Butler for Holtmann as a freshman before transferring to Indiana
- Will provide a big presence inside, especially on the defensive end
- Played in all 32 games, making 31 starts, at Indiana as a redshirt-junior in 2019-20
- Didn't play in the 2020-21 season after undergoing back surgery in Dec. of 2020

BRUNK IN 2021-22

- Made his first start as a Buckeye in the win over Seton Hall (11/22)
- Scored a season-high six points in his first game back at Assembly Hall vs. the Hoosiers (1/6)



POINTS

Season 6, at Indiana (1/6/22)
Career 20, at Seton Hall (1/9/19)

REBOUNDS

Season 5, vs. BGSU (11/15/21)
Career 14, vs. Notre Dame (12/21/19)

ASSISTS

Season 3, vs. BGSU (11/15/21)
Career 4, 2x (last: vs. La. Tech, 11/25/19)

STEALS

Season 1, at Indiana (1/6/22)
Career 2, 2x (last: vs. Princeton, 11/20/19)

BLOCKS

Season 1, 2x (last: vs. Florida, 11/24/21)
Career 2, 2x (last: at Nebraska, 1/18/20)

FIELD GOALS

Season 2, 3x (last: at Indiana, 1/6/22)
Career 7, 4x (last: vs. Michigan St., 1/23/20)

FG ATTEMPTS

Season 3, vs. BGSU (11/15/21)
Career 12, vs. Michigan State (1/23/20)

3-PT FGS

Season -
Career 1, at Seton Hall (1/9/19)

3-PT FG ATTS

Season -
Career 2, vs. Northern Colorado (11/12/16)

FREE THROWS

Season 2, at Indiana (1/6/22)
Career 7, 3x (last: at Seton Hall, 1/9/19)

FT ATTEMPTS

Season 2, 2x (last: at Indiana, 1/6/22)
Career 10, vs. Ole Miss (11/16/18)

MINUTES

Season 16:33, vs. BGSU (11/15/21)
Career 31:33, at Rutgers (1/15/20)

DOUBLE-DOUBLES (2)

Date	Team	Pts / Reb
1/9/19	at Seton Hall	20 / 12
1/15/20	at Rutgers	10 / 10

2021-22 GAME-BY-GAME STATISTICS

Opponent	Date	gs	min	Total		3-Pointers		Free throws		Rebounds				pf	a	t/o	blk	stl	pts	avg
				fg-fga	pct	3fg-fga	pct	ft-fa	pct	off	def	tot	avg							
AKRON	11/09/21	7	2-2	1.000	0-0	.000	0-0	.000	0-0	0	1	1	1.0	1	0	0	0	0	4	4.0
NIAGARA	11/12/21	1	0-0	.000	0-0	.000	0-0	.000	0-0	0	0	0	0.5	0	0	0	0	0	0	2.0
BOWLING GREEN	11/15/21	17	0-3	.000	0-0	.000	1-2	.500	1	4	5	2.0	2	3	0	1	0	1	1.7	
at Xavier	11/18/21	4	0-0	.000	0-0	.000	0-0	.000	0-0	0	1	1	1.8	1	0	0	0	0	1.3	
vs #21 Seton Hall	11/22/21	*	7	0-0	.000	0-0	.000	0-0	.000	0	1	1	1.6	2	0	0	0	0	1.0	
vs #23 Florida	11/24/21	*	6	2-2	1.000	0-0	.000	0-0	.000	0	2	2	1.7	2	0	1	1	0	4	1.5
#1 DUKE	11/30/21	1	0-0	.000	0-0	.000	0-0	.000	0-0	0	0	0	1.4	0	0	0	0	0	1.3	
at Penn St.	12/05/21	7	1-1	1.000	0-0	.000	0-0	.000	0-0	0	0	0	1.3	0	1	0	0	0	2	1.4
TOWSON	12/08/21	4	0-0	.000	0-0	.000	0-0	.000	0-0	0	0	0	1.1	0	0	0	0	0	1.2	
#22 WISCONSIN	12/11/21	3	0-0	.000	0-0	.000	0-0	.000	0-0	0	0	0	1.0	0	0	0	0	0	1.1	
at Nebraska	01/02/22	5	0-0	.000	0-0	.000	0-0	.000	0-0	0	1	1	1.0	2	0	1	0	0	1.0	
at Indiana	01/06/22	8	2-2	1.000	0-0	.000	2-2	1.000	0	2	2	1.1	1	0	1	0	1	6	1.4	
NORTHWESTERN	01/09/22	dnp	-	-	-	-	-	-	-	-	-	-	-	-	-	-	-	-	-	-
Totals		2	70	7-10	.700	0-0	.000	3-4	.750	1	12	13	1.1	11	4	3	2	1	17	1.4

Games played: 12
Minutes/game: 5.8
Points/game: 1.4
FG Pct: 70.0
FT Pct: 75.0

Rebounds/game: 1.1
Assists/game: 0.3
Turnovers/game: 0.3
Assist/turnover ratio: 1.3
Steals/game: 0.1
Blocks/game: 0.2

CAREER STATISTICS

Season	gp-gs	min/avg	Total		3-Point		F-Throws		Rebounds				pf	to	ast	to	blk	stl	Scoring	
			fg-fga	pct	fg-fga	pct	ft-fa	pct	off	def	tot	avg							pts	avg
2016-17*	7-0	49/7.0	7-13	.538	0-2	.000	8-12	.667	0	7	7	1.0	8	0	1	3	1	1	22	3.1
2017-18*	20-0	109/5.5	11-21	.524	0-0	.000	3-6	.500	13	22	35	1.8	10	0	3	7	2	0	25	1.3
2018-19*	33-13	613/18.6	95-154	.617	1-3	.333	59-91	.648	47	71	118	3.6	49	0	32	32	6	5	250	7.6
2019-20*	32-31	623/19.5	97-186	.522	0-0	.000	25-56	.446	52	112	164	5.1	66	0	20	33	11	6	219	6.8
2021-22	12-2	70/5.8	7-10	.700	0-0	.000	3-4	.750	1	12	13	1.1	11	0	4	3	2	1	17	1.4
TOTAL	12-2	70/5.8	7-10	.700	0-0	.000	3-4	.750	1	12	13	1.1	11	0	4	3	2	1	17	1.4
All*	104-46	1464/14.1	217-384	.565	1-5	.200	98-169	.580	113	224	337	3.2	144	0	60	78	22	13	533	5.1



JAMARI WHEELER

**GRADUATE
GUARD • 6-1 • 170
LIVE OAK, FLA.
THE ROCK SCHOOL / PENN STATE**

55

- Transfer from Penn State -- graduated with a degree in rehabilitation & human services
- Is a hounding defensive presence with great anticipation
- Two-time Big Ten All-Defensive Team (2020, 2021)
- Led the Big Ten in steals per game in each of the last two seasons
- Has not missed a game in his career

WHEELER IN 2021-22

- Made a pair of threes and had six assists with zero turnovers in the win over Niagara (11/12)
- Was 3-of-4 shooting and scored six points vs. Florida (11/24)
- Enjoyed his return to Penn State (12/5), setting season-highs in points (9), assists (8), rebounds (5), steals (3) and minutes (37)
- Scored a season-high 16 points on a career-best 4-of-5 from long range in the overtime win at Nebraska (1/2)
- Had a great all-around game vs. Northwestern (1/9), scoring eight points, grabbing a game-high eight rebounds, notching a season-high five steals and dishing-out six assists



POINTS

Season 16, at Nebraska (1/2/22)
Career 19, vs. Nebraska (3/10/21)

REBOUNDS

Season 8, vs. Northwestern (1/9/22)
Career 9, vs. Nebraska (2/14/21)

ASSISTS

Season 8, at Penn State (12/5/21)
Career 9, vs. Illinois (3/10/19)

STEALS

Season 5, vs. Northwestern (1/9/22)
Career 6, at George Mason (12/17/17)

BLOCKS

Season -
Career 2, at Indiana (1/9/18)

FIELD GOALS

Season 6, at Nebraska (1/2/22)
Career 6, 5x (last: at Nebraska, 1/2/22)

FG ATTEMPTS

Season 10, at Penn State (12/5/21)
Career 13, 2x (last: vs. Nebraska, 3/10/21)

3-PT FGS

Season 4, at Nebraska (1/2/22)
Career 4, 2x (last: at Nebraska, 1/2/22)

3-PT FG ATTS

Season 6, at Penn State (12/5/21)
Career 9, vs. VMI (11/28/20)

FREE THROWS

Season 4, vs. Northwestern (1/9/22)
Career 4, 2x (last: vs. Northwestern, 1/9/22)

FT ATTEMPTS

Season 4, 2x (last: vs. Northwestern, 1/9/22)
Career 6, 3x (last: vs. Nebraska, 3/10/21)

MINUTES

Season 37:03, at Penn State (12/5/21)
Career 42:58, vs. Minnesota (3/14/19)

2021-22 GAME-BY-GAME STATISTICS

Opponent	Date	gs	min	Total		3-Pointers		Free throws		Rebounds				pf	a	t/o	blk	stl	pts	avg	
				fg-fga	pct	3fg-fga	pct	ft-fga	pct	off	def	tot	avg								
AKRON	11/09/21	*	29	0-3	.000	0-0	.000	2-2	1.000	0	2	2	2.0	1	1	0	0	1	2	2.0	
NIAGARA	11/12/21	*	33	2-3	.667	2-3	.667	3-4	.750	0	2	2	2.0	1	6	0	0	2	9	5.5	
BOWLING GREEN	11/15/21	*	18	2-6	.333	2-5	.400	0-0	.000	1	4	5	3.0	1	5	1	0	0	6	5.7	
at Xavier	11/18/21	*	36	2-5	.400	2-3	.667	0-0	.000	1	4	5	3.5	3	6	2	0	2	6	5.8	
vs #21 Seton Hall	11/22/21	*	24	0-0	.000	0-0	.000	0-0	.000	0	2	2	3.2	4	3	1	0	1	0	4.6	
vs #23 Florida	11/24/21	*	24	3-4	.750	1-2	.500	0-0	.000	1	0	1	2.8	2	2	0	0	2	7	5.0	
#1 DUKE	11/30/21	*	29	3-4	.750	1-2	.500	0-0	.000	0	3	3	2.9	3	2	5	0	1	7	5.3	
at Penn St.	12/05/21	*	37	4-10	.400	1-6	.167	0-0	.000	1	4	5	3.1	1	8	1	0	3	9	5.8	
TOWSON	12/08/21	*	34	3-5	.600	0-2	.000	2-2	1.000	1	1	2	3.0	5	5	2	0	2	8	6.0	
#22 WISCONSIN	12/11/21	*	30	4-9	.444	1-4	.250	0-0	.000	0	5	5	3.2	1	5	2	0	1	9	6.3	
at Nebraska	01/02/22	*	32	6-8	.750	4-5	.800	0-0	.000	3	4	7	3.5	2	1	5	0	1	16	7.2	
at Indiana	01/06/22	*	34	1-5	.200	1-5	.200	0-0	.000	0	2	2	3.4	2	6	3	0	1	3	6.8	
NORTHWESTERN	01/09/22	*	34	2-4	.500	0-2	.000	4-4	1.000	1	7	8	3.8	3	6	3	0	5	8	6.9	
Totals			13	394	32-66	.485	15-39	.385	11-12	.917	9	40	49	3.8	29	56	25	0	22	90	6.9

Games played: 13
Minutes/game: 30.3
Points/game: 6.9
FG Pct: 48.5
3FG Pct: 38.5
FT Pct: 91.7

Rebounds/game: 3.8
Assists/game: 4.3
Turnovers/game: 1.9
Assist/turnover ratio: 2.2
Steals/game: 1.7

CAREER STATISTICS

Season	gp-gs	min/avg	Total		3-Point		F-Throws		Rebounds				pf	fo	ast	to	blk	stl	Scoring	
			fg-fga	pct	fg-fga	pct	ft-fga	pct	off	def	tot	avg							pts	avg
2017-18*	39-3	562/14.4	31-89	.348	4-28	.143	12-27	.444	30	42	72	1.8	68	2	56	36	3	52	78	2.0
2018-19*	32-24	747/23.3	45-109	.413	6-33	.182	18-35	.514	39	68	107	3.3	91	3	89	43	2	47	114	3.6
2019-20*	31-31	806/26.0	45-96	.469	14-36	.389	14-24	.583	25	66	91	2.9	80	1	99	54	5	48	118	3.8
2020-21*	25-25	779/31.2	59-148	.399	30-84	.357	22-35	.629	20	86	106	4.2	58	2	88	44	0	44	170	6.8
2021-22	13-13	394/30.3	32-66	.485	15-39	.385	11-12	.917	9	40	49	3.8	29	1	56	25	0	22	90	6.9
TOTAL	13-13	394/30.3	32-66	.485	15-39	.385	11-12	.917	9	40	49	3.8	29	1	56	25	0	22	90	6.9
All*	140-96	3288/23.5	212-508	.417	69-220	.314	77-133	.579	123	302	425	3.0	326	9	388	202	10	213	570	4.1