

W WISCONSIN BASKETBALL

24 NCAA TOURNAMENT APPEARANCES ■ 4 FINAL FOURS ■ 21 BIG TEN CHAMPIONSHIPS ■ 21 CONSENSUS ALL-AMERICANS

#13 WISCONSIN BADGERS

RECORD: 13-2, 4-1 BIG TEN



Rankings (AP/Coaches): 13/13
Head Coach: Greg Gard
Record at Wisconsin: 132-72 (7th Season)
Overall Record: 132-72 (7th Season)

VS

#16 OHIO STATE BUCKEYES

RECORD: 10-3, 4-1 BIG TEN



Rankings (AP/Coaches): 16/15
Head Coach: Chris Holtmann
Record at OSU: 97-47 (5th Season)
Overall Record: 211-132 (11th Season)

THURSDAY, JAN. 13 ■ 6 P.M. (CT) ■ MADISON, WIS. ■ KOHL CENTER ■ ESPN2

TOP-25 SHOWDOWN SET FOR KOHL CENTER THURSDAY

- Winners of 5 straight, including 3 in 7 days last week, No. 13 Wisconsin hosts No. 16 Ohio State on Thursday. Tip set for 6 p.m. (CT) on ESPN2.
- Up next, UW heads back on the road to face Northwestern on Jan. 18.

FAST BREAK FACTS

- At 13-2, Wisconsin is off to its best start since 2016-17. The Badgers have built that impressive record against the 5th-toughest schedule in the country, according to ESPN:
 - 4 Quad 1 wins, equaling the most in the NCAA.
 - 8 wins over Ken Pomeroy top-100 teams, tied for the most in the nation.
 - 6 wins away from the Kohl Center, which trails only USC (7) and Auburn (7) among major conference teams (more on page 3).
- With a 74-69 win at No. 3 Purdue last week, the Badgers claimed their 9th top-10 win under Greg Gard. Of those 9 wins, 6 have come away from home (4 true road games).
 - The Badgers have 4 road wins against top-5 opponents since 2012-13, tied for the most in the country.
- UW has shown a penchant for comebacks this season. The Badgers matched the largest comeback in school history earlier this season, erasing a 22-pt deficit to beat Indiana.
- Wisconsin has 4 double-digit comebacks this season, including 3 second-half comebacks of 10+ points. (page 4)
- The Badgers are averaging 71.7 ppg, which would be the team's 2nd-highest mark of the Greg Gard era. UW is also playing at its fastest pace in over 20 years. (page 3)
- UW ranks 3rd in the Big Ten shooting 76.4% at the FT line and has made almost as many FTs (227) as its foes have attempted (231).
- Wisconsin leads the NCAA in fewest turnovers per game (8.2) and ranks 2nd in lowest turnover percentage (10.5%) this season.

- Sophomore **Johnny Davis** is playing like an All-American. The Maui Invitational MVP, Davis is the only Big Ten player to lead his team in points (22.3 ppg), rebounds (7.3 rpg) and assists (2.7 apg) - see page 5.
 - Ranked 4th in the nation in scoring overall, Davis recently scored 20+ points in 6 straight games including a 37-point, 14-rebound masterpiece on the road at No. 3 Purdue (1/3).
- Named Big Ten Co-Player of the Week (12/6), **Brad Davison** ranks 18th in the Big Ten scoring 14.5 ppg. He is also 2nd in the conference, shooting 85.5% at the FT line and 8th with a career-best 2.3 triples per game. (page 6)
 - Davison ranks 8th on UW's all-time scoring list sitting at 1,581 career pts. (page 8)
- Junior **Tyler Wahl**, a Maui Invitational All-Tournament team honoree, has scored double figures 4 of the last 5 games (2 straight), including a career-high 21 points to lead UW to a win at Maryland (more page 6).
- In his 7th season as head coach, **Greg Gard** has guided Wisconsin to a 132-72 (.647) record - 73-46 (.613) in Big Ten play. (page 3)
 - Gard owns the 9th-highest Big Ten win percentage of any coach of the last 40 years.
 - Gard has led the Badgers to appearances in 4 of the 5 NCAA tournaments during his tenure.



The Naismith and Oscar Robertson National Player of the Week, Johnny Davis averaged 27.3 ppg, 10.0 rpg and 3.0 apg while leading the Badgers to 3 wins in 7 days last week.

WISCONSIN'S PROBABLE STARTERS

No.	Name	Pts.	Reb.	Ast.	Of Note
1	JOHNNY DAVIS	22.3	7.3	2.7	Scored 15+ points all 13 games; 45.4% FGs, 80.5% FTs
5	TYLER WAHL	10.2	5.3	1.4	Double digit scoring 4 of last 5, inc. career-high 21p at UMD
21	STEVEN CROWL	8.7	4.9	1.1	Career-high 21pts (7-8 FGs) vs. Illinois St.; Team-high 29 OReb
23	CHUCKY HEPBURN	7.3	2.1	2.1	1.8 assist-to-turnover ratio (32-18); 86.7% FT shooting
34	BRAD DAVISON	14.5	4.2	1.9	Avg. 2.2 3FGs/game; 8th on UW's all-time scoring chart (1,581)

2021-22 SCHEDULE

Nov. 9	ST. FRANCIS (NY)	W, 81-58
Nov. 12	GREEN BAY	W, 72-34
Nov. 15	PROVIDENCE*	L, 58-63

MAUI INVITATIONAL - Las Vegas, Nevada

Nov. 22	vs. Texas A&M	W, 69-58
Nov. 23	vs. Houston [12]	W, 65-63
Nov. 24	vs. Saint Mary's	W, 61-55

Dec. 1	at Georgia Tech^	W, 70-66
Dec. 4	MARQUETTE	W, 89-76
Dec. 8	INDIANA	W, 64-59
Dec. 11	at Ohio State [21]	L, 55-73
Dec. 15	NICHOLLS	W, 71-68
Dec. 23	GEORGE MASON	CANCELED
Dec. 29	ILLINOIS STATE	W, 89-85

Jan. 3	at Purdue [3]	W, 74-69
Jan. 6	IOWA	W, 87-78
Jan. 9	at Maryland	W, 70-69
Jan. 13	OHIO STATE [16]	6 PM
Jan. 18	at Northwestern	8 PM
Jan. 21	MICHIGAN STATE [10]	8 PM
Jan. 25	at Nebraska	8 PM
Jan. 30	MINNESOTA	NOON

Feb. 2	at Illinois [25]	8 PM
Feb. 5	PENN STATE	5 PM
Feb. 8	at Michigan State [10]	6 PM
Feb. 12	RUTGERS	1 PM
Feb. 15	at Indiana	8 PM
Feb. 20	MICHIGAN	NOON
Feb. 23	at Minnesota	8 PM
Feb. 26	at Rutgers	5 PM

March 1	PURDUE [7]	8 PM
March 6	NEBRASKA	1 PM

BIG TEN TOURNAMENT - Indianapolis, Ind.

Mar. 9-13 at Gainbridge Fieldhouse

NCAA TOURNAMENT

Mar. 15-16	First Four
Mar. 17-20	Rounds 1-2
Mar. 24-27	Sweet 16 / Elite 8
April 2-4	Final Four / Championship New Orleans

All times listed Central Standard Time

[] AP Top 25 Team Ranking

* Gavitt Tipoff Games

^ Big Ten/ACC Challenge

Home games in **BOLD CAPS**

FOLLOW THE #BADGERS

TV: ESPN2

App: ESPN | Online: ESPN.com/watch

Play-by-Play:	Jason Benetti
Analyst:	Jon Crispin

RADIO: BADGER SPORTS NETWORK

App: iHeartRadio | Satellite: SiriusXM 195

Play-by-Play:	Matt Lepay
Analyst:	Mike Lucas

SOCIAL MEDIA: #ONWISCONSIN

Twitter:	@BadgerMBB
Instagram:	badgermbb
Facebook:	/WisconsinMensBasketball
YouTube:	/WisconsinBadgers

BASKETBALL COMMUNICATIONS**GENERAL INFORMATION**

- Address: 1440 Monroe Street, Madison, WI 53711
- Website: UWBadgers.com
- Press Box Phone: (608) 262-7766

BRANDON HARRISON**PRIMARY CONTACT**

- Phone: (608) 279-8653
- Email: bah@athletics.wisc.edu
- Twitter: @BrandonHarrison

**PATRICK HERB****DIRECTOR OF BRAND STRATEGY**

- Phone: (608) 957-2085
- Email: pah@athletics.wisc.edu
- Twitter: @PatrickHerb

**MEDIA RESOURCES****CREDENTIAL APPLICATIONS**

- www.sportssystem.com/Wisconsin

BIG TEN MEDIA EMAIL LIST

- office.bigten.org/media

WISCONSIN BASKETBALL RECORD BOOK

- go.wisc.edu/MBBRecordBook

WIRELESS INTERNET ACCESS (KOHL CENTER)

- BadgerWiFi (connect and register with email address)

LIVE STATS - STATBROADCAST (KOHL CENTER)

- Wisconsin.StatBroadcast.com (password: buckybadger)

OFFICIAL SOCIAL MEDIA CHANNELS

- Twitter: @BadgerMBB
- Instagram: @badgermbb
- Facebook: /WisconsinMensBasketball
- YouTube: /WisconsinBadgers

RADIO

Radio Station: WIBA (1310 AM)

Play-by-Play Announcer: Matt Lepay


Address: P.O. Box 99
Madison, WI 53701
Phone: 608-274-5450

Color Analyst: Mike Lucas

Address: 1440 Monroe St.
Madison, WI 53711
Phone: 608-252-6474

Credentials: 2021-22 men's basketball credentials must be requested online: www.sportssystem.com/Wisconsin

Contact Brandon Harrison with questions (608-279-8653). Approved credentials will be either mailed or made available at the Brand Communications Office or with the parking attendant (white vehicle) at the entrance to Lot 46 on Frances Street, one block north of the Kohl Center




0 JAHCOBI NEATH
G, Jr., 6-4, 196
Toronto, Ontario



1 JOHNNY DAVIS
G, So., 6-5, 194
La Crosse, Wis.



2 JORDAN DAVIS
G, So., 6-4, 198
La Crosse, Wis.



4 CARTER HIGGINBOTTOM
G, Jr., 6-0, 193
Chicago, Ill.




5 TYLER WAHL
F, Jr., 6-9, 221
Lakeville, Minn.



10 ISAAC LINDSEY
G, So., 6-4, 184
Mineral Point, Wis.



11 LORNE BOWMAN
G, Fr., 6-2, 210
Detroit, Mich.



13 JUSTIN TAPHORN
G, So., 6-5, 208
Pekin, Ill.




14 CARTER GILMORE
F, So., 6-7, 224
Hartland, Wis.



20 BEN CARLSON
F, So., 6-9, 226
Woodbury, Minn.




21 CHRIS HODGES
F, Fr., 6-9, 239
Schaumburg, Ill.



22 STEVEN CROWL
F, So., 7-0, 234
Eagan, Minn.



23 CHUCKY HEPBURN
G, Fr., 6-2, 211
Omaha, Neb.



32 MATTHEW MORS
F, Fr., 6-7, 241
Yankton, S.D.



33 CHRIS VOGT
C, Sr., 7-0, 257
Mayfield, Ky.



34 BRAD DAVISON
G, Sr., 6-4, 200
Maple Grove, Minn.




35 MARKUS ILVER
F, Fr., 6-8, 219
Tallinn, Estonia



GREG GARD
Head Coach
7th season at UW



JOE KRABBRHOFT
Assistant Coach
6th season at UW



DEAN OLIVER
Assistant Coach
5th season at UW



SHARIF CHAMBLISS
Assistant Coach
1st season at UW



MARC VANDEWETTERING
Dir. Basketball Operations
9th season at UW



KYLE BLACKBURN
Dir. Recruiting & Scouting
6th season at UW



JIM SNIDER
Strength & Conditioning
11th season at UW



AJ VAN HANDEL
Video Coordinator
11th season at UW

WISCONSIN BADGERS	POS	HT	WT	YR/ELIG	HOMETOWN (HS/LAST SCHOOL)	PRONUNCIATION
0 Jahcobi Neath	G	6-4	196	Jr./Jr.	Toronto, Ontario (Wake Forest)	Juh-KOBE KNEE-th
1 Johnny Davis	G	6-5	194	So./So.	La Crosse, Wis. (Central)	
2 Jordan Davis	G	6-4	198	So./So.	La Crosse, Wis. (Central)	
4 Carter Higginbottom	G	6-0	193	Sr./Jr.	Chicago, Ill. (St. Ignatius)	
5 Tyler Wahl	F	6-9	221	Jr./Jr.	Lakeville, Minn. (North)	WALL
10 Isaac Lindsey	G	6-4	184	So./So.	Mineral Point, Wis. (Mineral Point)	LIN-zee
11 Lorne Bowman II	G	6-2	210	So./Fr.	Detroit, Mich. (St. Mary's)	BOW-men
13 Justin Taphorn	G	6-5	208	So./So.	Pekin, Ill. (Pekin)	
14 Carter Gilmore	F	6-7	224	So./So.	Hartland, Wis. (Arrowhead)	
20 Ben Carlson	F	6-9	226	So./So.	Woodbury, Minn. (East Ridge)	
21 Chris Hodges	F	6-9	239	Fr./Fr.	Schaumburg, Ill. (Schaumburg)	
22 Steven Crowl	F	7-0	234	So./So.	Eagan, Minn. (Eastview)	(rhymes with growl)
23 Chucky Hepburn	G	6-2	211	Fr./Fr.	Omaha, Neb. (Bellevue West)	
32 Matthew Mors	F	6-7	241	Fr./Fr.	Yankton, S.D. (Yankton)	MORE-s
33 Chris Vogt	C	7-0	257	Gr./5th	Mayfield, Ky. (Cincinnati)	VOTE
34 Brad Davison	G	6-4	200	Gr./5th	Maple Grove, Minn. (Maple Grove)	DAVIS-on
35 Markus Ilver	F	6-8	219	Fr./Fr.	Tallinn, Estonia (Western Reserve Acad.)	ILL-ver

CHARTING THE BADGERS

CAREER GAMES PLAYED

	Games	Starts	Cons. Starts
Brad Davison	143	139	139
Tyler Wahl	77	36	33
Johnny Davis	44	13	13
Steven Crowl	27	15	15
Jordan Davis	26	0	0
Carter Gilmore	23	0	0
Carter Higginbottom	21	0	0
Ben Carlson	21	1	0
Chucky Hepburn	15	15	15
Chris Vogt	15	0	0
Lorne Bowman	12	0	0
Justin Taphorn	9	0	0
Markus Ilver	7	0	0
Jahcobi Neath	7	1	1
Isaac Lindsey	4	0	0

DOUBLE-DIGIT POINTS

	Career	'21-22	Cons.
Brad Davison	78 (56-22)	10 (8-2)	3
Johnny Davis	22 (17-5)	13 (12-1)	14
Tyler Wahl	11 (9-2)	6 (5-1)	2
Steven Crowl	6 (6-0)	6 (6-0)	0
Chucky Hepburn	4 (4-0)	4 (4-0)	0
Ben Carlson	1 (1-0)	0 (0-0)	0

20-POINT SCORING GAMES

	Career	'21-22	Cons.
Brad Davison	13 (9-4)	3 (2-1)	0
Johnny Davis	9 (8-1)	9 (8-1)	0
Steven Crowl	1 (1-0)	1 (1-0)	0
Tyler Wahl	1 (1-0)	1 (1-0)	1

30-POINT SCORING GAMES

	Career	'21-22	Cons.
Johnny Davis	2 (2-0)	2 (2-0)	0
Brad Davison	2 (1-1)	0	0

DOUBLE-DIGIT REBOUNDS

	Career	'21-22	Cons.
Tyler Wahl	4 (2-2)	1 (1-0)	0
Johnny Davis	2 (2-0)	2 (2-0)	0
Brad Davison	1 (1-0)	0	0

DOUBLE-DIGIT ASSISTS

	Career	'21-22	Cons.
None Active	--	--	--

DOUBLE-DOUBLES

	Career	'21-22	Cons.
Tyler Wahl	2 (1-1)	0	0
Johnny Davis	2 (2-0)	2 (2-0)	0

AMONG NATION'S BEST RESUMES

Off to a 13-2 start, Wisconsin has put together arguably the nation's top resume.

- Wisconsin's strength of the schedule ranks No. 5 in the NCAA according to ESPN.
- According to the NET rankings, Wisconsin is 4-1 in Quad 1 games, equaling the most Quad 1 wins in the nation.
 - The Badgers are 8-2 in Quad 1/2 games this season (4-1 in Quad 1, 4-1 in Quad 2), owning the most Quad 1/2 wins in the nation.
- Wisconsin has a pair of top-10 wins, according to KenPom.com, knocking off No. 3 Houston and No. 5 Purdue. Duke is the only other team with 2 top-10 wins.
- The Badgers also have 8 top-100 wins, which is tied with Alabama and Auburn for the most in the country.
- Wisconsin's 6 wins away from home (3 road, 3 neutral) are the most among Big Ten teams and trail only USC (7) among major conference teams.

BIG TEN BEASTS

Over the last 20 seasons, Wisconsin has been one of the Big Ten's best programs.

- Wisconsin has won 5 Big Ten regular season titles since 2000 (2002, 2003, 2008, 2015 and 2020), trailing only Michigan State (8) for the most titles during that span.
 - Overall, UW has 19 Big Ten titles, trailing only Purdue (24), Indiana (22) and Ohio State (20).
- Wisconsin has won 12+ B1G games in 10 of last 12 seasons, the most of any Big Ten team.
- Including 10 wins last season, UW has posted double-digit Big Ten wins in 18 of the last 20 years. No other team can make that claim.
- Since 2001-02, UW has the most Big Ten wins and best win pct. at 246-114 (.683).

Big Ten Win Pct., Since 2001-02 (thru 1/9/22)

Team	W-L	Pct.
1. Wisconsin	246-114	.683
2. Michigan State	243-115	.679
3. Ohio State	224-135	.624
4. Maryland	82-54	.603
5. Purdue	208-150	.581

TOP-10 TAKEDOWNS

Wisconsin's win at No. 3 Purdue (1/3) was just the latest in a long line of top-10 takedowns under head coach Greg Gard.

- UW has 9 wins over top-10 teams under Gard, including 6 away from home (4 on the road):

Wins Over Top-10 Opponents Under Greg Gard

Opponent	Score	Date
#3 at Purdue	74-69	1/3/22
#5 at Ohio State	61-57	1/3/20
#2 Michigan	64-54	1/19/19
#6 Purdue	57-53	2/14/18
#1 vs. Villanova (NCAA)	65-62	3/18/17
#9 vs. Xavier (NCAA)	66-63	3/20/16
#8 at Iowa	67-59	2/24/16
#2 at Maryland	70-57	2/13/16
#4 Michigan State	77-76	1/17/16

OFFENSIVE TEMPO

"This is a different Badgers team...This isn't your knockdown, drag-out, rough it up Badgers. They can do that too, but they can also outscore you." - Stephen Bardo, FOX Sports

- The Badgers are averaging 71.7 ppg, which would be the team's 2nd-highest mark under Gard and most since scoring 72.4 ppg in 2017.
- UW has averaged 70+ ppg just 6 times in 20 seasons under Bo Ryan and Gard, dating back to the 2001-02 season.
- According to KenPom.com, the Badgers have an adjusted offensive tempo of 66.7 possessions per game, which would be the team's fastest mark since he began tracking the stat in the 2001-02 season.
- Dating back to 2002, UW's second-fastest team was the 2005-06 squad that had an adjusted tempo of 65.2.
- To put it another way, 25.0% of Wisconsin's initial shot attempts (excluding FGAs off O-Reb.) have come in the first 10 seconds of the shot clock, the team's highest mark since at least 2012.

Wisconsin Adj. Offensive Tempo, KenPom.com

Year	Adj. Tempo	Rank	FGAs <10 sec.
2022	66.7	282	25.0%
2021	64.6	328	21.9%
2020	63.7	342	17.9%
2019	63.9	331	16.0%
2018	62.7	347	10.4%
2017	63.4	334	13.5%
2016	63.3	344	11.1%
2015	58.7	345	11.3%
2014	62.4	286	8.4%
2013	60.4	319	14.7%

GARD'S GUIDANCE

"Greg Gard is sitting at that table for National Coach of the Year." - Matt Norlander (CBS)

In his 7th season as head coach, **Greg Gard** has guided the Badgers to one of their best starts. That's just the latest line on a resume that stacks up among the Big Ten's best of the last 40 years.

- Gard has guided the Badgers to a record of 132-72 (.647), the 4th-highest win total and 3rd-highest win percentage in UW annals.

Best Win Pct, Wisconsin Coaches (min. 50 wins)

Coach (School, Years)	Record	Pct.
1. Bo Ryan (2002-15)	364-130	.737
2. Walter Meanwell (1912-17, '21-'34)	246-99	.712
3. Greg Gard (2016-present)	132-72	.647
4. Dick Bennett (1996-2000)	94-68	.580
5. Bud Foster (1935-59)	265-267	.498

- With a conference record of 73-46, Gard's .609 win percentage ranks 8th among Big Ten coaches of the last 40 years (since 1980).

Best Win Pct, B1G Coaches w/ 50+ Wins (since 1980)

Coach (School, Years)	Record	Pct.
1. Bo Ryan, WIS (2002-15)	172-68	.717
2. Bob Knight, IND (1972-2000)	353-151	.700
3. Tom Izzo, MSU (1995-)	315-143	.688
4. Thad Matta, OSU (2005-17)	150-78	.658
5. Mark Turgeon, MD (2015-21)	90-50	.643
6. Matt Painter, PUR (2005-)	182-111	.621
7. Gene Keady, PUR (1981-05)	265-169	.611
8. Greg Gard, WIS (2016-)	73-46	.611

(thru games played Jan. 9, 2022)

SITUATIONAL RECORDS

	2021-22	Under Gard
Ahead at the half	10-0	106-14
Behind at the half	3-2	22-53
Tied at the half	0-0	3-5
FG% of .450 or more	5-0	72-12
FG% less than .450	8-2	59-60
Better FG% than opp.	8-0	107-13
Worse FG% than opp.	4-2	24-57
Same FG% as opp.	1-0	1-2
Opp. FG% less than 45%	9-1	103-27
3FG% of 40% or more	3-0	60-8
3FG% less than 40%	10-2	70-64
Try more than 20 3FGs	9-2	74-43
Try 20 or fewer 3FGs	4-0	57-28
Make at least 70% FT	10-1	82-30
Try at least 20 FTs	6-0	57-14
Try fewer than 20 FTs	7-2	72-57
Out-rebound opponent	7-0	80-20
Tied or out-rebounded	6-2	51-52
Same or fewer TOs than opp.	13-2	101-42
More TOs than opp.	0-0	30-30
Commit fewer than 12 TOs	12-2	100-43
Commit 12 or more TOs	1-0	31-28
Score fewer than 50 pts.	0-0	1-2
Score 50-59 points	0-2	6-32
Score 60-69 points	4-0	42-25
Score 70-79 points	5-0	46-10
Score 80-89 points	4-0	29-3
Score 90 or more pts.	0-0	7-0
Allow fewer than 50 pts.	1-0	20-1
Allow 50-59 pts.	4-0	42-6
Allow 60-69 pts.	5-1	50-26
Allow 70-79 pts.	2-1	16-27
Allow 80-89 pts.	1-0	3-11
Allow 90 or more pts.	0-0	0-1
Overtime	0-0	7-5
vs. AP Top 25 opponents	2-1	23-36
vs. AP Top 25 opp. at home	0-0	11-9
Home games	7-1	79-21
Road games	3-1	35-35
Neutral site games	3-0	18-16
Day games	4-1	43-24
Night games	9-1	88-48

GAMES DECIDED BY

3 points or less	3-0	16-10
4-5 points	4-1	19-16
6-10 points	2-0	28-19
11-19 points	2-1	37-22
20 or more points	2-0	32-3

TELEVISED GAMES

CBS	0-0	10-10
CBS Sports Network	0-0	0-1
FOX	1-0	3-5
FS1	1-1	12-12
ESPN	2-0	15-12
ESPN2	2-0	12-11
ESPNU	0-0	1-2
ESPN+	0-0	3-1
Big Ten Network	5-1	66-15
Big Ten Plus	2-0	4-0
TBS	0-0	0-3
TNT	0-0	2-0

ALL-TIME VS. OHIO STATE

Saturday's game will mark the 170th meeting between Wisconsin and Ohio State in a series that dates back to 1905. The Buckeyes lead the all-time series, 94-75, but the Badgers hold a 49-34 advantage in games played in Madison.

- The Badgers have won 6 of the last 10 games against Ohio State, but the Buckeyes have won the last 2 meeting. That includes a rare win in Madison in last season's only meeting.
- Head coach Greg Gard is 5-4 all-time vs. OSU.
- Wisconsin holds a 49-34 all-time advantage against Ohio State in Madison, including a mark of 13-7 at the Kohl Center.
- Both UW and OSU have been ranked in 11 of the last 20 meetings. The Badgers are 5-6 in those games.
- Senior **Brad Davison** has scored in double figures 3 times against OSU, including 13 points in this season's earlier match-up. He also scored 16 vs. OSU in 2017 and 14 in the 2019 contest.
- Sophomore **Johnny Davis** scored a team-high 24 points in this season's first meeting with the Buckeyes. He is averaging 14.5 ppg and 6.0 rpg in 2 career meetings with OSU.

LAST TIME OUT

#23 WISCONSIN 70, MARYLAND 69

Jan. 9 | XFINITY Center | College Park, Md.

- Wisconsin won its 5th straight game, pulling out a 70-69 win at Maryland on Sunday night.
- The Badgers led by as many as 21 points in the first half, but the game tightened and featured 6 lead changes in the final 16:00.
- The Badgers improved to 8-1 this season in games decided by 6 points or fewer.
- UW improved to 13-0 this season when scoring at least 60 points.
- Wisconsin committed just 8 turnovers, including just 3 turnovers in the second half. In fact, the Badgers turned the ball over just once over the final 13:42 of play.
- UW held Maryland to just 6 points in the first 10:20 of the game. The Terps opened the game 3-for-15 from the field during that stretch.
- Junior **Tyler Wahl** scored a career-high 21 points, going 8-12 FG, 5-5 FT, while also grabbing 5 rebounds, 2 assists and a block.
- Sophomore **Johnny Davis** scored 19 points, while grabbing 7 rebounds.
- Senior **Brad Davison** started his 139th game at Wisconsin, matching Ethan Happ for the 2nd-highest total in school history.
- Sophomore **Steven Crowl** finished with 9 points and 8 boards.

HISTORY VS. OHIO STATE

- Overall: OSU leads, 94-75
- In Madison: UW leads, 49-34
- Gard vs. OSU: 5-4
- Active Streak: OSU won 2



LAST 25 MEETINGS (OSU leads, 13-12)

Date	Rank	Result	Score	Location
2/25/07	1/2	L	48-49	Columbus
3/11/07	3/1	L	49-66	Chicago
2/24/08	11/--	W	58-53	Columbus
2/14/09	--/24	W	55-50	Madison
3/13/09	--/--	L	57-61	Indianapolis
12/31/10	23/15	W	65-43	Madison
1/16/10	13/--	L	51-60	Columbus
2/12/11	13/1	W	71-67	Madison
3/6/11	10/1	L	65-93	Columbus
2/4/12	19/3	L	52-58	Madison
2/26/12	16/8	W	63-60	Columbus
1/29/13	--/11	L	49-58	Columbus
2/17/13	20/13	W	71-49	Madison
3/17/13	22/10	L	43-50	Chicago
2/1/14	14/24	L	58-59	Madison
3/8/15	6/23	W	72-48	Columbus
2/14/16	--/--	W	79-68	Madison
1/12/17	13/--	W	89-66	Madison
2/23/17	16/--	L	73-83	Columbus
12/2/17	--/--	L	58-83	Madison
3/10/19	--/--	W	73-67 ^(OT)	Columbus
1/3/20	--/5	W	61-57	Columbus
2/9/20	--/--	W	70-57	Madison
1/23/21	10/15	L	62-74	Madison
12/11/21	22/21	L	55-73	Columbus

LAST MEETING:

#21 OHIO STATE 73, #22 WISCONSIN 55
Dec. 11 | Schottenstein Center | Columbus, Ohio

- Wisconsin trailed by just 5 at the half, but couldn't slow No. 21 Ohio State in the second half, falling 74-55, in the team's first Big Ten road game of the season.
- The Badgers shot just 34%, while OSU went 50% from the field. That led the Buckeyes out-rebounding UW, 49-28.
- UW got the line a season-low 9 times, going just 5-for-9. OSU was 9-for-13 at the stripe.
- Sophomore **Johnny Davis** led the Badgers with 24 points, eclipsing 20 points for the 6th time in the last 7 games.
 - Davis has scored at least 15 points in every game this season and is averaging a team-high 20.9 ppg on the season.
 - Davis also led UW with 7 rebounds, 3 assists and 3 steals on the day.
- Senior **Brad Davison** contributed 13 points, going 3-for-6 from 3-point range. He also grabbed 5 rebounds.
 - Davison has gone 14-for-30 (.467) from 3-point range over the last 4 games. Davison is ranked 5th in the Big Ten, averaging 2.5 3FGs per game.
- Senior **Chris Vogt** chipped in 7 points, 2 rebounds, 3 blocks and a steal off the bench. He is averaging 8.0 ppg in the last 2 games after scoring a total of 7 in the first 8 games.

HERE'S JOHNNY!

"JOHNNY DAVIS IS A LEGIT NATIONAL PLAYER OF THE YEAR CANDIDATE"

Sophomore **Johnny Davis** has established himself as one of the best players in college basketball. His resume this season includes MVP honors at the Maui Invitational and a 37-point, 14-rebound virtuoso performance in a win at No. 3 Purdue.

- Davis ranks 5th in the nation in scoring at 22.3 point per game.
 - Davis' 22.3 scoring average would rank as the 3rd-best single effort in school history (page 8).
 - Wisconsin has not had a player average 20 points per game since Michael Finley averaged 20.5 ppg in the 1994-95 season. Finley averaged 20-plus points in 3 consecutive seasons for the Badgers (1993, 1994, 1995).
 - Coincidentally, Wisconsin will be raising Finley's #24 into the Kohl Center rafters on Feb. 20.
- Davis is the only player in the Big Ten to lead his team in points, rebound and assists.
 - He is averaging 22.3 ppg, 7.3 rpg, 2.7 apg.
 - He's also T-1st with 18 stl and 3rd with 10 blk.
- Davis had a stretch where he scored at 20+ points in 6 straight games, the first Badger to do so since Alando Tucker had 7 consecutive 20-point games in 2007.
 - Davis has scored 20+ in 9 of his last 13 games.
 - Davis has also scored at least 15 points in all 13 games he has played in this season.
 - He is just the 2nd Badger in the last 20 seasons (since 2002-03) to score 15+ points in 13 straight games. Devin Harris (15 straight in 2003-04) is the only other.
- In scoring 37 points at Purdue, Davis posted:
 - The most points by a Badger since Frank Kaminsky scored a school-record 43 points . North Dakota on Nov. 19, 2013. It was also the 10th-best single-game scoring performance in school history overall.
 - The 3rd-highest total in a road game in school history (Michael Finley, 42 at Eastern Michigan 12/10/94; Jordan Taylor, 39 at Indiana 3/3/11).

DAVIS MIDSEASON RESUME

- Wooden Award Midseason Top 25
- Midseason No. 1 Player of the Year (Bleacher Report)
- Maui Invitational MVP
- Big Ten Player of the Week (2x)
- Naismith Player of the Week (1/10)
- Oscar Robertson Player of the Week (1/11)

KENPOM PLAYER OF THE YEAR

- 2022 KenPom.com National Player of the Year Standings (as of Jan. 12).

PLAYER	RATING
1. EJ Liddell, Ohio State	1.600
2. Oscar Tshiebwe, Kentucky	1.568
3. Kofi Cockburn, Illinois	1.432
4. Orlando Robinson, Fresno St.	1.372
5. Johnny Davis, Wisconsin	1.370
6. Trayce Jackson-Davis	1.369
7. Keegan Murray, Iowa	1.353

- Per STATS, Davis is the first player to lead his team in points, rebounds, assists, blocks and steals in a road win over an AP top 5 team since Wake Forest's Tim Duncan did so in a win at No. 5 Maryland on Feb. 1, 1997.
- When facing ranked opponents this season, Davis has averaged 30.3 ppg: 37 at #3 Purdue, 30 vs. #12 Houston; 24 at #21 Ohio State.
- Davis grabbed a career-high 14 rebounds at Purdue, posting his second double-double in as many games. He posted 20 points and 11 rebounds vs. Illinois State (12/29).
 - Davis leads UW in rebounds (7.3 rpg)
- Davis also leads the team in assists (35) and steals (18). His 1.4 steals per game ranks 10th in the Big Ten.
- Davis is shooting 80.5% from the free throw line, going 62-for-77 on the season (including 15-for-15 during the Maui Invitational).

- The Badgers are 12-1 with Davis in the lineup, dropping a game to Providence when he was out with a lower-body injury.
- After averaging 7.0 ppg as a freshman last season, Davis has improved his scoring average to 22.3 ppg, an increase of 15.3 ppg. That ranks as the 2nd-largest jump in the Big Ten, trailing only Iowa's Keegan Murray (17.5 ppg increase).
- On his way to claiming Maui Invitational Tournament MVP, Davis put together a 3-game stretch during which he averaged 23.7 points (47.2% FG, 46.2% 3FG, 15-15 FT) and 6.7 rebounds per game, which was highlighted by a career-high 30-point game vs. #12 Houston (11/23).
 - Davis' 71 pts in 3 Maui Invite games broke Wisconsin's tournament record of 48 set by Trevon Hughes (2009) & Ethan Happ (2016).

WHAT THEY'RE SAYING ABOUT JOHNNY DAVIS

"Arguably the greatest story in college basketball: 'The Johnny Davis Show' ... Johnny Davis looks like a **First-Team All-American, perhaps a National Player of the Year**, and a future lottery pick in the NBA Draft."
- Gary Parrish (CBS)

"Johnny Davis with one of the best individual performances we've seen in a long time in the Big Ten. **Might be the Wooden Award frontrunner.**"
- Jeff Borzello (ESPN)

"That performance from Johnny Davis was the **'I am the No. 1 contender for National Player of the Year' statement.**"
- Sam Vecenie (The Athletic)

"No one has meant more to their team thus far than Johnny Davis. **Player of the Year Frontrunner.**"
- Jeff Goodman (Stadium)

"Johnny Davis is a **first-team All-American** and is THE breakout player in America."
- Matt Norlander (CBS)

"He's the definition of a two-way player. He's giving the same amount of effort on the defensive end ... and then offensively, it speaks for itself. **He's a fabulous player.**"
- Matt Painter (Head Coach, Purdue)

"I don't think there's any question he's moved into the discussion of First-Team All-American, Big Ten Player of the Year, or **National Player of the Year.**"
- Steve Levin (Fox Sports)



CHARTING THE BADGERS

LED UW IN SCORING

	2021-22	Career
Brad Davison	3 (2-1)	28 (21-7)
Johnny Davis	9 (8-1)	11 (10-1)
Steven Crowl	2 (2-0)	2 (2-0)
Tyler Wahl	1 (1-0)	2 (2-0)

LED UW IN REBOUNDING

	2021-22	Career
Johnny Davis	7 (6-1)	13 (10-3)
Tyler Wahl	2 (2-0)	11 (6-5)
Brad Davison	1 (0-1)	9 (4-5)
Steven Crowl	4 (4-0)	4 (3-0)
Chris Vogt	3 (3-0)	3 (3-0)
Ben Carlson	1 (1-0)	1 (1-0)
Jahcobi Neath	1 (1-0)	1 (1-0)

LED UW IN ASSISTS

	2021-22	Career
Brad Davison	7 (7-0)	36 (20-16)
Johnny Davis	8 (7-1)	11 (9-2)
Tyler Wahl	4 (4-0)	8 (7-1)
Chuckie Hepburn	7 (6-1)	7 (6-1)
Steven Crowl	3 (2-1)	3 (2-1)
Lorne Bowman	1 (1-0)	1 (1-0)
Jahcobi Neath	1 (1-0)	1 (1-0)
Chris Vogt	1 (1-0)	1 (1-0)

LED UW IN MINUTES

	2021-22	Career
Brad Davison	5 (4-1)	45 (33-12)
Johnny Davis	7 (6-1)	7 (6-1)
Tyler Wahl	4 (3-1)	4 (3-1)
Chuckie Hepburn	1 (1-0)	1 (1-0)

Record in those contests in parentheses

2021-22 LINEUP RECORD

Hepburn, Davison, Davis, Wahl, Crowl	12-1
Hepburn, Davison, Neath, Wahl, Crowl	1-0
Hepburn, Davison, Wahl, Carlson, Crowl	0-1

ACTIVE WIN/LOSS STREAKS

Overall	Won 5
Vs. Unranked teams (AP)	Won 9
Vs. Ranked teams (AP)	Won 1
At Home	Won 5
At Home vs. Big Ten	Won 2
At Home vs. ranked Big Ten	Lost 4
At Home vs. unranked Big Ten	Won 7
At Home vs. non-conference	Won 3
At Home vs. ranked opp.	Lost 2
On Road	Won 2
On Road vs. Big Ten	Won 2
On Road vs. ranked opp.	Won 1
On Road vs. unranked opp.	Won 4
Neutral	Won 3
Neutral vs. ranked opp.	Won 1
Neutral vs. unranked opp.	Won 4

WISCONSIN'S IRONMAN DAVISON

Senior **Brad Davison** is back for a 5th season and playing an integral role bridging the experience with the youth of this season's roster.

- Named Big Ten Co-Player of the Week on Dec. 6, Davison is enjoying the finest offensive season of his career, ranked 2nd on UW and 18th in the Big Ten avg 14.5 ppg.
- Davison also ranks 4th for the Badgers in rebounds (4.2 rpg), 3rd in assists (29) and leads the team with a 2.4 assist-to-turnover ratio (29 assists, 12 turnovers).
- Davison already has a trio of 20-point efforts this season, including a season-high 27 points at Georgia Tech. Those were just the latest in a career full of signature performances.

DAVISON'S TOP-5 SCORING OUTINGS

- 30 pts (8 3s) at Nebraska in 2020
- 30 pts (7 3s) vs Michigan State in 2018
- 29 pts (5 3s) vs. N. Carolina in 2021 NCAAAs
- **27 pts (5 3s) at Georgia Tech in 2021**
- 26 pts (6 3s) at Western Kentucky in 2019
- Davison is 8th in the Big Ten, averaging a career-best 2.3 triples per contest this season, while shooting 33% from behind the arc.
- He is also 2nd in the Big Ten shooting 85.5% (53-62) at the FT line.
- For his career, Davison ranks 5th in UW history shooting 83.5% at the charity stripe.
- Davison has been an ironman during his Wisconsin career, appearing in all 143 games he has been eligible (139 straight).
- Davison's durability included a reoccurring shoulder injury as a freshman in 2018-19 when he first dislocated his shoulder during a game against Baylor (11/20/18). He was back in the lineup the next night against UCLA, the first of 29 consecutive starts to end the year despite the fact he re-injured his shoulder on 5 other occasions during that season.
- During a game vs. Michigan State on Feb. 25, 2018, Davison separated his shoulder during the second half and returned to score 10 of his career-high 30 points after the injury.
- Davison has now climbed up to 8th place on Wisconsin's all-time scoring list and needs 156 points to pass Rick Olson to move into 7th:

CAREER POINTS

6.	1,745	Claude Gregory	1978-81
7.	1,736	Rick Olson	1983-86
8.	1,581	Brad Davison	2017-present
9.	1,545	Trent Jackson	1986-89
10.	1,533	Jordan Taylor	2009-12

- Davison also ranks in UW's career annals for:
 - **T-2nd** - Games Started (139)
 - **2nd** - 3-Pt Field Goals (257)
 - **1st** - 3-Pt Field Goal Att. (716)
 - **2nd** - Minutes Played (4,504)
 - **5th** - Free Throw % (.835, 350-419)
 - **10th** - Steals (143)

ALL-TOURNEY TYLER

"Tyler Wahl is one of the best defenders in the country. The box score doesn't truly indicate his value." - Jay Bilas, ESPN

- Wahl had ESPN's Jay Bilas singing his praises after an All-Tournament Team performance during the Maui Invitational in Las Vegas.
- In 3 games, Wahl averaged 11.0 ppg, including a career-high 18 points in the championship game against Saint Mary's.
- Wahl also averaged 5.3 rebounds per game with 4 steals and 5 blocks (4 blk in title game).
- Wahl has scored in double figures 4 of the last 5 games (2 straight), including a career-high 21 points to lead UW to a win at Maryland (1/9).
- On the year, Wahl ranks 3rd on the team in scoring (10.2 ppg) and 2nd in rebounding (5.3 rpg). He also leads the team, shooting 50% FG.
- Wahl has improved in each of his 3 seasons:

Wahl Year-by-Year

Year	PPG	RPG	FG%	FT%
2019	2.6	2.6	.430	.389
2020	5.2	4.3	.436	.567
2021	10.2	5.3	.500	.709

- Wahl posted 16 points and 9 rebounds in UW's win over Iowa, marking his 5th game scoring in double figures this season.
- In UW's win over Indiana (12/8), Wahl grabbed a season-high 12 rebounds, while also stuffing the stat sheet with 7 pts, 3 ast, 3 blk and 1 stl.
- With 18 blocks this season, Wahl leads UW and ranks 9th in the B1G averaging 1.2 bpg.

BATTLE-BACK BADGERS

"Hopefully nobody left early. If they did, that will teach them not to give up on this team."

Those were the words from head coach **Greg Gard** after the Badgers' historic 22-point comeback win over Indiana. Wisconsin has shown an impressive resiliency all season long.

- UW has won 4 games when trailing by double digits this season, including 3 second-half comebacks of 10+ points.
- UW has 3 second-half, double-digit comebacks for the first time in the same season since 1999-00. That year, UW came back from 15 (vs. ILL), 13 (at IOWA) and 12 points (vs. IND).
- Against Indiana, Wisconsin was down by as many as 22 points, including 18 in the second half before pulling out a 64-59 win.
- UW's 22-pt comeback matched the largest in school history. UW also erased a 22-point deficit in an 82-81 OT win vs. Ohio State in 1976.
- In that game, the Badgers also equaled the team's greatest 2nd-half comeback (18).
- UW trailed Nicholls by 12 points with 18:40 left in the 2nd half before winning, 71-68.
- In the Maui Invitational championship game, the Badgers trailed Saint Mary's by 10 (37-27) with ~16:00 left before claiming a 61-55 win.
- Wisconsin trailed Texas A&M by 16 (26-10) in the first half, before putting together a 51-9 run to storm back for a 69-58 win.

2021-22 BIG TEN STANDINGS

Team	Conf.	Overall
Illinois (#25)	5-0	12-3
Michigan State (#10)	4-0	13-2
Wisconsin (#13)	4-1	13-2
Ohio State (#16)	4-1	10-3
Indiana (RV)	3-2	12-3
Rutgers	3-2	9-6
Purdue (#7)	2-2	13-2
Penn State	3-3	8-6
Michigan	1-2	7-6
Minnesota	1-3	10-3
Northwestern	1-3	8-5
Iowa (RV)	1-3	11-4
Maryland	0-4	8-7
Nebraska	0-6	6-11

RECORDS THRU JAN. 11, 2022

AP TOP 25 (WEEK 10 - 1/10/21)

Team	Record	Points
1 Baylor (61)	15-0	1525
2 Gonzaga	12-2	1440
3 UCLA	10-1	1376
4 Auburn	14-1	1193
5 USC	13-0	1152
6 Arizona	12-1	1144
7 Purdue	13-2	1139
8 Duke	12-2	1130
9 Kansas	12-2	1031
10 Michigan State	13-2	1011
11 Houston	14-2	949
12 LSU	14-1	889
13 Wisconsin	13-2	784
14 Villanova	11-4	682
15 Iowa State	13-2	648
16 Ohio State	10-3	510
17 Xavier	12-2	453
18 Kentucky	12-3	438
19 Texas Tech	11-3	373
20 Seton Hall	11-3	342
21 Texas	12-3	282
22 Tennessee	10-4	277
23 Providence	14-2	250
24 Alabama	11-4	237
25 Illinois	11-3	208

Others receiving votes: Oklahoma 122, Loyola Chicago 96, Miami (FL) 65, West Virginia 20, Connecticut 17, Indiana 12, Colorado State 10, San Diego State 9, Davidson 5, BYU 2, Iowa 2, San Francisco 2

ALL-NEW BACKCOURT

Wisconsin has debuted a new backcourt this season, handing the reins over to true freshmen **Chucky Hepburn** and **Lorne Bowman II**.

- The duo is averaging 10.5 ppg, with Hepburn scoring 7.3 ppg and Bowman at 3.2 ppg.
- The two are maintaining a 1.3 assist-to-turnover ratio with 38 dimes and 29 turnovers.
- Big Ten Co-Freshman of the Week (12/6), Hepburn posted career highs in points (15) and assists (6) in UW's win vs. Marquette.
- Averaging 7.3 ppg, Hepburn ranks 2nd for UW in assists (32) and tied for team lead in steals (18). Hepburn also ranks 2nd with a 1.8 assist-to-turnover ratio (32 assists and 18 turnovers).
- Hepburn is shooting 86.7% (26-30) at the free throw line, including 4-for-4 the final 0:23 to clinch UW's comeback win vs. Indiana (12/8).
- Bowman, who missed 3 games due to illness, is shooting a team-high 50% from 3-point range, going 9-for-18 from distance.
- In his first career game at Wisconsin (11/9), Bowman went 3-for-4 from 3-point range.

DE-FENSE! DE-FENSE!

Wisconsin has limited its opponents this season, holding the opposition to an average of 64.9 points per game, 42.6 FG% and 34.2% 3FG.

- UW ranks 4th in the Big Ten in scoring defense. UW has led the B1G in Scoring D in 4 of 6 years under Gard, including the last 2.
- UW is 62-7 under Gard when holding foes below 60 points (5-0 this season).
- UW ranks 32nd in the nation in Ken Pomeroy's Adjusted Defensive Efficiency (15th last year), allowing 94.3 points per 100 possessions.
- 7 of UW's 15 opponents have finished better than 1.0 points per possession, with only Iowa and Illinois State surpassing 1.05 PPP.
- After allowing a first-half, season-high 42 pts (54.8% FG) vs. Indiana (12/8), Wisconsin limited Indiana to just 17 second-half points. IU shot just 22.6% FG in the 2H (including 0-5 3FG).
- UW allowed 3pts the final 8:59 of the game, including zero points in the final 3:00.
- UW held #12 Houston (11/23) to 20 1H pts, its fewest in a half this year (previous low 29).
- In a 72-34 win vs. Green Bay (11/12), UW allowed the fewest pts of the Greg Gard era.
- UW limited Green Bay (11/12) to 23.5% FG, the lowest opponent FG% since UW held Virginia to 23.4% FG back on Dec. 4, 2013.
- GB's 23.5% FG marked the 4th-lowest mark ever by a UW opponent in the Kohl Center.

MAUI INVITATIONAL CHAMPS

Wisconsin claimed its first-ever Maui Invitational championship last week in Las Vegas.

- UW is the 6th Big Ten school to win the Maui Invitational and the first since Illinois in 2012.
- **Johnny Davis** was named tournament MVP after averaging 23.7 points and 6.7 rebounds per game, which was highlighted by a career-high 30 points vs. #12 Houston.
- **Tyler Wahl** averaged 11.0 ppg and 5.3 rpg to earn All-Tournament honors.

WISCONSIN 69, TEXAS A&M 58

- Trailing by as many as 16 in the first half, UW used two big runs of 15-1 and 15-3 to take the lead never look back in the win.
- Davis tallied a career-high 20 points and 9 rebounds, with Davison adding 19 points (6-6 FT) and 7 rebounds.

WISCONSIN 65, #12 HOUSTON 63

- Wisconsin held Houston to just 20 first-half points and earned its highest-ranked win since winning at #12 Michigan State, 85-76, on Dec. 25, 2020.
- UW jumped to a 13-0 lead and shot a season-high 49.6% FG (57.1% in 1H). The Badgers turned it over just 9 times. Houston entered averaging 17.0 forced TOs per game.

- Davis scored a career-high 30 points, while Davison and Wahl added 9 points apiece.

WISCONSIN 61, SAINT MARY'S 55

- UW erased a 10-point second-half deficit (37-27 with 15:58 left), its largest second-half comeback since beating NC State in 2018.
- Davis had 20 points and 7 rebounds, while Tyler Wahl added a career-high 18 points, 5 rebounds and 4 blocks.

NEW FACES, NEW PLACES

Wisconsin has plenty of new faces, plus familiar ones in new places, that are making their mark:

- UW's roster features 12 underclassmen, tied with Nebraska for most in the Big Ten. It marks UW's largest group of underclassmen in at least 20 years (going back to 2001-02).
- Freshman G **Chucky Hepburn** became the first true freshman to start in a season opener for Wisconsin since Devin Harris in 2001-02.
- He also became just the 5th UW freshman to score in double figures (13 points) in the season opener since 2000.
- Sophomore G **Johnny Davis**, a starter for the first time in his career, leads UW with 22.3 ppg, 7.3 rpg and 35 assists. He also paces the team in steals (18).
- Sophomore F **Steven Crowl** is averaging 8.7 points and 4.9 rebounds per game this season.
- 4 different Badgers have made their first career start this season: **Chucky Hepburn**, **Ben Carlson**, **Steven Crowl** and **Johnny Davis**.

WISCONSIN BASKETBALL RECORD BOOK WATCH

INDIVIDUAL CAREER

POINTS

1.	2,217	Alando Tucker	2003-07
2.	2,147	Michael Finley	1992-95
3.	2,130	Ethan Happ	2016-19
4.	1,857	Nigel Hayes	2014-17
5.	1,854	Danny Jones	1987-90
6.	1,745	Claude Gregory	1978-81
7.	1,736	Rick Olson	1983-86
8.	1,581	Brad Davison	2017-present
9.	1,545	Trent Jackson	1986-89
10.	1,533	Jordan Taylor	2009-12
11.	1,532	Mike Wilkinson	2002-05
12.	1,459	Bronson Koenig	2014-17
13.	1,458	Frank Kaminsky	2012-15
14.	1,454	Kirk Penney	2000-03
15.	1,430	D'Mitrik Trice	2016-2021
16.	1,425	Devin Harris	2002-04
17.	1,408	Clarence Sherrod	1969-71
18.	1,405	Cory Blackwell	1982-84
19.	1,376	Jon Leuer	2008-11
20.	1,363	Sam Dekker	2013-15

3-POINT FIELD GOALS

1.	270	Bronson Koenig	2014-17
2.	257	Brad Davison	2017-present
3.	244	D'Mitrik Trice	2016-2021
4.	235	Ben Brust	2011-14
5.	227	Tim Locum	1988-91
6.	217	Kirk Penney	2000-03
7.	213	Michael Finley	1992-95
8.	212	Jason Bohannon	2007-10
9.	193	Trent Jackson	1986-89
10.	187	Devin Harris	2002-04

3-POINT FIELD GOAL ATTEMPTS

1.	716	Brad Davison	2017-present
2.	695	Bronson Koenig	2014-17
3.	641	D'Mitrik Trice	2016-2021
4.	631	Michael Finley	1992-95
5.	606	Ben Brust	2011-14
6.	561	Kirk Penney	2000-03

ASSISTS

9.	319	Nigel Hayes	2014-17
10.	311	Mark Vershaw	1998-01
11.	307	Traevon Jackson	2012-15
12.	303	Brad Davison	2017-present
13.	296	Bronson Koenig	2014-17
13.	295	Devin Harris	2002-04

STEALS

8.	164	Devin Harris	2002-04
9.	151	Trent Jackson	1986-89
10.	143	Brad Davison	2017-present
11.	133	Hennssy Auriantal	1996-99
	133	Nigel Hayes	2014-17
13.	131	Claude Gregory	1978-81

FREE THROW PCT. (MIN. 175 FTAS)

1.	.870	Rick Olson (260-299)	1983-86
2.	.856	Tim Locum (166-194)	1988-91
3.	.848	Jason Bohannon (228-269)	2007-10
4.	.837	Josh Gasser (292-349)	2011-15
5.	.835	Brad Davison (350-419)	2017-present
6.	.817	Wes Matthews (273-334)	1978-80
7.	.814	Bronson Koenig (193-237)	2014-17

GAMES STARTED

1.	144	Josh Gasser	2011-15
2.	139	Ethan Happ	2016-19
	139	Brad Davison	2017-present
4.	126	Alando Tucker	2003-07
5.	116	Mike Kelley	1998-01
6.	112	Rick Olson	1983-86
	112	Michael Finley	1992-95
	112	Nigel Hayes	2014-17
9.	109	Andy Kowske	1998-01
	109	Danny Jones	1987-90

GAMES PLAYED

1.	150	Nigel Hayes	2014-17
2.	148	Josh Gasser	2011-15
	148	Bronson Koenig	2014-17
4.	144	Frank Kaminsky	2012-15
5.	143	D'Mitrik Trice	2018-21
	143	Brad Davison	2017-present
7.	139	Ethan Happ	2016-19
8.	136	Joe Krabbenhoft	2006-09
	136	Jordan Taylor	2009-12
10.	135	Jason Bohannon	2007-10
	135	Khalil Iverson	2016-19

MINUTES PLAYED

1.	4,774	Josh Gasser	2011-15
2.	4,504	Brad Davison	2017-present
3.	4,446	Nigel Hayes	2014-17
4.	4,297	Alando Tucker	2003-07
5.	4,125	D'Mitrik Trice	2016-2021
6.	4,115	Ethan Happ	2016-19
7.	4,075	Bronson Koenig	2014-17
8.	4,023	Mike Wilkinson	2002-05
9.	3,962	Rick Olson	1983-86
10.	3,950	Jordan Taylor	2009-12

COACHING WINS, OVERALL

1.	364-130 (.737)	Bo Ryan (2002-15)
2.	265-267 (.498)	Harold Foster (1935-59)
3.	246-99 (.712)	Walter Meanwell (1912-17, '21-34)
4.	132-72 (.647)	Greg Gard (2016-present)
5.	128-165 (.437)	Steve Yoder (1983-92)
6.	100-114 (.467)	John Erickson (1960-68)
7.	94-68 (.580)	Dick Bennett (1996-00)

COACHING WINS, BIG TEN

1.	172-68 (.717)	Bo Ryan (2002-15)
2.	158-80 (.660)	Walter Meanwell (1912-17, '21-34)
3.	143-182 (.440)	Harold Foster (1935-59)
4.	73-46 (.613)	Greg Gard (2016-present)
5.	52-74 (.413)	John Erickson (1960-68)

INDIVIDUAL SEASON

SCORING AVERAGE

1.	23.8	Clarence Sherrod	1970-71
2.	22.7	Joe Franklin	1967-68
3.	22.4	Clarence Sherrod	1969-70
4.	22.3	Johnny Davis	2021-22
5.	22.1	Michael Finley	1992-93
6.	20.5	Michael Finley	1994-95

TEAM SEASON

FEWEST TURNOVERS PER GAME - TEAM

1.	7.4	296 in 40 games	2014-15
2.	7.6	258 in 34 games	2010-11
3.	8.1	307 in 38 games	2013-14
	8.1	114 in 14 games	2021-22
5.	8.8	289 in 33 games	2009-10
6.	8.9	320 in 36 games	2011-12

FREE THROW PERCENTAGE - TEAM

1.	.818 (436-533)	2010-11
2.	.770 (211-274)	2021-22
3.	.768 (364-474)	2020-21
4.	.764 (353-462)	2019-20
5.	.763 (584-765)	2014-15
6.	.758 (413-545)	1983-84

INDIVIDUAL SINGLE GAME

3-POINT FIELD GOALS

1.	8	Bronson Koenig vs. Va. Tech	3/16/17
	8	Brad Davison at Nebraska	2/15/20
3.	7	15 times; Most recent:	
		D'Mitrik Trice vs. Oklahoma	11/22/18

BIG TEN RECORDS – CAREER

COACHING WINS, BIG TEN

31.	86-68 (.558)	O.B. Cowles, MINN	1948-59
32.	83-89 (.483)	Jim Dutcher, MINN	1975-86
33.	81-48 (.628)	Mark Turgeon, MD	2011-19
34.	73-46 (.613)	Greg Gard, WIS	2016-present
35.	72-41 (.637)	Bucky O'Connor, IOWA	1952-58
36.	70-150 (.318)	Bill Carmody, NU	2000-13



THE GARD FILE

■ Career Record (7th Season): 132-72 (.647)

- Record at Wisconsin (7th Season): 132-72 (.647)
- Big Ten Record (7th Season): 73-46 (.613)
- NCAA Tournament Appearances/Record: 4 / 5-4 (.556)
- Hometown: Cobb, Wis.
- Alma Mater: UW-Platteville, 1995 (Physical & Health Ed)
Master's Degree: UW-Platteville, 2007 (Counselor Ed)
- Family: Wife, Michelle
Daughters, Mackenzie and Peyton; Son, Isaac

COACHING EXPERIENCE

Position	School	Years
Assistant Coach	Southwestern (Wis.) HS	1990-93
Assistant Coach	Platteville (Wis.) HS	1993-94
Assistant Coach	UW-Platteville	1993-99
Assistant Coach	UW-Milwaukee	1999-01
Assoc. Head Coach	Wisconsin	2001-15
Head Coach	Wisconsin	2015-Present

CAREER HIGHLIGHTS

Date	Highlight
Dec. 15, 2015	Assumed role of interim head coach upon the retirement of Bo Ryan
Dec. 23, 2015	First career win, 84-79, vs. Green Bay
Jan. 2, 2016	First Big Ten win, 79-57, vs. Rutgers
Jan. 17, 2016	First ranked win, 77-76, vs. #4 MSU
Jan. 26, 2016	UW claimed 82-79 overtime win over eventual Big Ten champion #19 Indiana
Feb. 13, 2016	First road win over ranked team, 70-57, at #2 Maryland
March 7, 2016	Officially named Wisconsin head coach
March 18, 2016	First NCAA tournament win, 47-43, against 10th-seeded Pittsburgh
April 4, 2016	Jim Phelan National Coach of the Year
March 18, 2017	Led UW to its fourth-ever win over No. 1 team in the nation with a 65-62 victory over top-seeded Villanova in NCAA tournament second round
Feb. 15, 2018	UW tallied sixth top-10 win in three seasons under Gard (#6 Purdue, 57-53)
Jan. 19, 2019	UW earned fourth win vs. top-5 team under Gard (#2 Michigan, 64-54)
Jan. 3, 2020	UW won at #5 Ohio State, 61-47

Greg Gard, a coaching veteran of 30-plus years, enters his seventh season leading the Wisconsin men's basketball program in 2021-22 after proving himself as one of the best head coaches in the Big Ten. Gard earned 2020 Big Ten Coach of the Year honors after leading the Badgers to the regular season conference championship in 2019-20.

Wisconsin's incredible postseason success hasn't wavered on Gard's watch either, participating in the NCAA tournament in five of his first six seasons (Big Ten automatic qualifier status in canceled 2020 Big Dance, due to COVID pandemic). Most recently in 2020-21, Gard led the Badgers to an NCAA tournament first-round win over North Carolina, advancing UW to the second round of the NCAA tournament for the fifth time in its last six trips to The Big Dance.

Gard's postseason ledger includes a pair of Sweet 16 appearances in each of his first two seasons at the helm. In fact, Gard is just the third coach in the last 20 years to pilot his team to the Sweet 16 in each of his first two seasons, joining UCLA's Steve Lavin (1996-97) and Gonzaga's Mark Few (2000-01).

In his first six seasons as head coach, Gard posted a record of 119-70, the second-fastest (157 games) Wisconsin coach to 100 overall wins in the NCAA tournament era. He also guided UW to a conference record of 69-45. His .605 conference win percentage ranked eighth among Big Ten coaches the last 40 years.

After initially taking over on an interim basis midway through the 2015-16 season, Gard would go on to win the Jim Phelan National Coach of the Year Award that season and was officially named head coach of the Badgers on March 7, 2016. Through six seasons, Gard has already risen to fifth on the school's all-time wins list and owns the third-best win percentage in Wisconsin program history.

The 2020-21 season brought unprecedented challenges due to the global COVID-19 pandemic, but the leadership of Gard and his staff helped navigate the Badgers to an NCAA tournament appearance. The Badgers finished the season 18-13 overall (10-10 Big Ten), highlighted with an 85-62 win over North Carolina in the first round of the NCAA tournament.

Gard's leadership during the 2019-20 season might have been his best. After opening 5-5 overall and 5-5 in the Big Ten, Wisconsin won nine of its last 10

games, including its final eight games of the season to win a share of the 2020 conference championship and claim the No. 1 seed for the later canceled Big Ten tournament. During that run, UW knocked off No. 14 Michigan State, won at No. 19 Michigan and closed the season with a win at Indiana to clinch the title.

In his inaugural season as head coach, Gard led the Badgers to the 2016 NCAA Tournament Sweet 16, becoming just the second-ever first-year coach to win the Jim Phelan National Coach of the Year award. He followed that up by leading UW to the fifth-highest single-season win total in school history (27-10) and making a second-consecutive visit to the Sweet 16.

Gard's Badgers would follow that up with another 12-6 conference campaign in 2017, finishing second in both the regular season and the Big Ten tourney. UW capped off its 27-win season with a signature win in the NCAA tournament, knocking off the nation's No. 1 team Villanova, 65-62, to advance to the Sweet 16.

In 2018-19, Gard piloted the Badgers back to the Big Dance, posting a 23-11 overall record and 14-6 in the Big Ten. UW won 14 conference games for just the 3rd time in school history.

During his tenure as head coach, Gard has helped a pair of players reach first-team All-Big Ten status: Nigel Hayes in 2016 and third-team All-American Ethan Happ received the distinction in both 2017, 2018 and 2019.

Gard served as an assistant at Wisconsin for 14-plus seasons, including the final seven as the associate head coach. Gard served as the Badgers' recruiting coordinator in addition to constructing future game schedules and director of the Badger Boys Basketball Camps.

Gard helped guide the Badgers to back-to-back Final Fours in 2014 and 2015, and in 2015 UW reached its first national championship game since 1941.

In fact, Gard has been on the bench for each of the top 13 winningest seasons at Wisconsin.

Prior to coming to Wisconsin in 2001, Gard spent the previous two seasons as Ryan's assistant at UW-Milwaukee. Previously, Gard served as an assistant coach to Ryan at UW-Platteville from 1993-99. During Gard's years on the Pioneer staff, UW-Platteville compiled a 161-13 (.925) record and won three NCAA Division III titles, five straight Wisconsin Intercollegiate Athletic Conference (WIAC) championships and appeared in six consecutive NCAA tournaments.

GARD YEAR-BY-YEAR

Year	School	Record	Pct.	Conf.	Record	Place	Postseason
2015-16	Wisconsin	15-8	.652	Big Ten	12-6	T-3rd	NCAA Sweet 16
2016-17	Wisconsin	27-10	.730	Big Ten	12-6	T-2nd	NCAA Sweet 16
2017-18	Wisconsin	15-18	.455	Big Ten	7-11	9th	--
2018-19	Wisconsin	23-11	.676	Big Ten	14-6	4th	NCAA First Round
2019-20	Wisconsin	21-10	.677	Big Ten	14-6	T-1st	Postseason canceled
2020-21	Wisconsin	18-12	.600	Big Ten	10-10	--	NCAA Second Round
2021-22	Wisconsin	13-2	.867	Big Ten	4-1	--	
Totals (7 seasons)		132-72	(.647)		73-46	(.613)	4 NCAA appearances

GARD vs. DIVISION I TEAMS

Team	Home	Away	Neut.	Total	Team	Home	Away	Neut.	Total
Arkansas-Pine Bluff	1-0	0-0	0-0	1-0	North Carolina	0-0	0-0	1-1	1-1
Baylor	1-0	0-0	0-2	0-2	North Carolina State	1-0	0-1	0-0	1-1
Central Arkansas	1-0	0-0	0-0	1-0	Northwestern	3-2	3-1	1-0	6-3
Chicago State	2-0	0-0	0-0	2-0	Notre Dame	0-0	0-0	0-1	0-1
Coppin State	1-0	0-0	0-0	1-0	Ohio State	3-2	2-2	0-0	5-4
Creighton	0-0	0-1	0-0	0-1	Oklahoma	1-0	0-0	1-0	2-0
Eastern Illinois	2-0	0-0	0-0	2-0	Oregon	0-0	0-0	0-1	0-1
Florida	0-0	0-0	0-1	0-1	Penn State	3-0	4-1	1-0	8-1
Florida A&M	1-0	0-0	0-0	1-0	Pittsburgh	0-0	0-0	1-0	1-0
Georgetown	0-0	0-0	1-0	1-0	Prairie View A&M	1-0	0-0	0-0	1-0
Georgia Tech	0-0	1-0	0-0	1-0	Providence	0-0	0-0	0-0	0-1
Grambling State	1-0	0-0	0-0	1-0	Purdue	2-2	1-5	0-0	3-7
Green Bay	6-0	0-0	0-0	6-0	Rhode Island	1-0	0-0	0-0	1-0
Houston	0-0	0-0	1-0	1-0	Rider	1-0	0-0	0-0	1-0
Houston Baptist	1-0	0-0	0-0	1-0	Richmond	0-0	0-0	0-1	0-1
Idaho State	1-0	0-0	0-0	1-0	Rutgers	4-0	1-2	1-0	6-2
Illinois	3-2	4-1	0-0	7-3	St. Francis Brooklyn	1-0	0-0	0-0	1-0
Illinois State	1-0	0-0	0-0	1-0	Saint Mary's	0-0	0-0	1-1	1-1
Indiana	6-0	2-2	1-0	9-2	Savannah State	1-0	0-0	0-0	1-0
Iowa	2-2	2-3	0-1	4-6	South Carolina State	1-0	0-0	0-0	1-0
Louisville	1-0	0-0	0-0	1-0	Stanford	0-0	0-0	1-0	1-0
Loyola	1-0	0-0	0-0	1-0	Syracuse	1-0	0-0	0-0	1-0
Marquette	2-1	1-2	0-0	3-3	Temple	0-0	0-1	0-0	0-1
Maryland	3-2	3-2	1-0	7-4	Tennessee	0-0	1-0	1-0	2-0
UMass Lowell	1-0	0-0	0-0	1-0	Texas A&M	0-0	0-0	1-0	1-0
McNeese State	1-0	0-0	0-0	1-0	UCLA	0-0	0-0	0-1	0-1
Michigan	3-2	1-3	0-1	4-6	Villanova	0-0	0-0	1-0	1-0
Michigan State	2-2	1-4	0-2	3-8	Virginia	0-0	0-1	0-1	0-2
Milwaukee	2-0	0-0	0-0	2-0	Virginia Tech	0-0	0-0	1-0	1-0
Minnesota	4-1	3-1	0-0	7-2	Western Kentucky	1-0	0-1	0-0	1-1
Nebraska	3-1	4-1	1-1	8-3	Xavier	0-1	1-0	1-0	2-1
New Mexico	0-0	0-0	0-1	0-1	Yale	1-0	0-0	0-0	1-0
Nicholls	1-0	0-0	0-0	1-0	Total	79-21	35-35	18-16	132-72

0 | JAHCOBI NEATH

Junior | Guard | 6-4 | 196
Toronto, Ontario | Crestwood Prep (Wake Forest)



Twitter: N/A | Instagram: @jahcobiii

INDIVIDUAL BENCHMARKS

	SEASON	CAREER
GP/GS	7/1	57/10
10+ POINTS:	0	6
20+ POINTS:	0	0
3+ FGS MADE:	0	12
2+ ASSISTS:	1	28
2+ STEALS:	1	8
20+ MINUTES:	1	21
1,000 FT %:	2	12

GET TO KNOW JAHCOBI

Jahcobi Neath begins his first season with the Badgers after transferring from Wake Forest. The Toronto, Ontario native played the last two seasons for the Demon Deacons and had an immediate impact as a true freshman in 2019-20. Neath played in 30 games and started five, averaging 5.3 points and 2.2 assists per game his first season, shooting 42.2 percent from the floor, including 48 percent from 3-point range. Last season as a sophomore, Neath played in 20 games for Wake Forest and made four starts. He averaged 3.8 points and 1.7 assists in 15.8 minutes per game. Neath represented Canada at the U18 and U19 levels, playing internationally at the 2019 FIBA U19 World Cup. In high school, he played at Crestwood Prep in Toronto and led the Lions to the 2019 national championship, averaging 26 points, seven rebounds and four assists per game his senior season.

- TOP CAREER PERFORMANCES
- **NICHOLLS (12/15/21):** Made his first start at Wisconsin, finishing with 9 points and a career-high 7 rebounds, plus 2 assists
 - Played a career-high 34 minutes in a matchup against Pittsburgh (3/10/20) where he scored 6 points, secured 4 rebounds, and added 6 assists
 - Posted back-to-back 16-point contests against Georgia Tech (2/19/20) and Duke (2/25/20)

SEASON HIGHS

POINTS: 9 vs. Nicholls (12/15/21)
FIELD GOALS: 3 vs. Nicholls (12/15/21)
FG ATTEMPTS: 6 vs. Nicholls (12/15/21)
3-POINT FGS: 1 vs. Nicholls (12/15/21)
3-POINT FGAS: 2 vs. Marquette (12/4/21)
FREE THROWS: 2 (2x) MR vs. Nicholls (12/15/21)
FT ATTEMPTS: 2 (3x) MR vs. Nicholls (12/15/21)
REBOUNDS: 7 vs. Nicholls (12/15/21)
ASSISTS: 2 vs. Nicholls (12/15/21)
BLOCKS: --
STEALS: 2 vs. Marquette (12/4/21)
MINUTES: 27 vs. Nicholls (12/15/21)

CAREER HIGHS

POINTS: 16 (2x) MR vs. Duke (2/25/20)*
FIELD GOALS: 5 (2x) MR vs. Longwood (11/27/20)*
FG ATTEMPTS: 10 (2x) MR at BC (2/10/21)*
3-POINT FGS: 2 (2x) MR at NC State (1/27/21)*
3-POINT FGAS: 5 at Virginia Tech (2/27/21)*
FREE THROWS: 9 vs. Duke (2/25/20)*
FT ATTEMPTS: 12 vs. Duke (2/25/20)*
REBOUNDS: 7 vs. Nicholls (12/15/21)
ASSISTS: 6 (3x) MR vs. Del. St (11/25/20)*
BLOCKS: 1 (3x) MR vs. Duke (2/17/21)*
STEALS: 3 vs. Catawba (12/31/20)*
MINUTES: 34 vs. Pittsburgh (3/10/20)
*recorded at Wake Forest

GAME-BY-GAME STATISTICS

Opponent	Date	gs	min	Total		3-Pointers		Free throws		Rebounds				pf	a	t/o	blk	stl	pts	avg
				fg-fga	pct	3fg-fga	pct	ft-fa	pct	off	def	tot	avg							
ST. FRANCIS BROOKLYN	11/09/21	18	1-5	.200	0-0	.000	2-2	1.000	2	0	2	2.0	0	0	1	0	0	4	4.0	
at Georgia Tech	12/01/21	6	1-3	.333	0-1	.000	0-0	.000	0	0	0	1.0	0	0	0	0	0	2	3.0	
MARQUETTE	12/04/21	9	0-3	.000	0-2	.000	1-2	.500	0	1	1	1.0	3	1	0	0	2	1	2.3	
at Ohio St.	12/11/21	6	0-1	.000	0-0	.000	0-0	.000	0	1	1	1.0	0	1	0	0	0	0	1.8	
NICHOLLS ST.	12/15/21 *	27	3-6	.500	1-1	1.000	2-2	1.000	2	5	7	2.2	3	2	0	1	1	9	3.2	
at Purdue	01/03/22	2	0-1	.000	0-1	.000	1-2	.500	0	1	1	2.0	1	0	0	0	1	2.8		
IOWA	01/06/22	13	1-3	.333	0-1	.000	0-1	.000	1	3	4	2.3	1	1	1	0	0	2	2.7	
Totals		1	81	6-22	.273	1-6	.167	6-9	.667	5	11	16	2.3	8	5	2	1	3	19	2.7

Games played: 7
Minutes/game: 11.6
Points/game: 2.7
FG Pct: 27.3
3FG Pct: 16.7
FT Pct: 66.7

Rebounds/game: 2.3
Assists/game: 0.7
Turnovers/game: 0.3
Assist/turnover ratio: 2.5
Steals/game: 0.4
Blocks/game: 0.1

CAREER STATISTICS

Overall	Year	GP-GS	Min/Avg	FG-FGA	Pct	3-Point			Rebounding			PF-FO	Ast	TO	Blk	Stl	Pts/Avg
						FG-FGA	Pct	FT-FTA	Pct	Off-Def	Tot						
2019-20*	20-5	554/18.5	54-128	.422	12-25	.480	38-65	.585	7-49	56	1.9	49-0	67	53	1	15	158/5.3
2020-21*	20-4	316/15.8	25-70	.357	6-27	.222	19-21	.905	4-31	35	1.8	28-0	33	35	2	9	75/3.8
2021-22	7-1	82/11.7	6-22	.273	1-6	.167	6-9	.667	5-11	16	2.3	8-0	5	2	1	3	19/2.7
Total	57-10	952/16.7	85-220	.386	19-58	.328	63-95	.663	16-91	107	1.9	85-0	105	90	4	27	252/4.4

*at Wake Forest

Conference	Year	GP-GS	Min/Avg	FG-FGA	Pct	3-Point			Rebounding			PF-FO	Ast	TO	Blk	Stl	Pts/Avg
						FG-FGA	Pct	FT-FTA	Pct	Off-Def	Tot						
2019-20*	20-4	366/18.3	38-86	.442	10-18	.556	29-46	.630	6-30	36	1.8	36-0	42	31	0	8	115/5.8
2020-21*	17-3	252/14.8	16-50	.320	6-26	.231	9-11	.818	3-21	24	1.4	20-0	25	30	2	4	47/2.8
2021-22	3-0	22/7.3	1-5	.200	0-2	.000	1-3	.333	1-5	6	2.0	2-0	2	1	0	0	3/1.0
Total	40-7	640/16.0	55-141	.390	16-46	.348	39-60	.650	10-56	66	1.7	58-0	69	62	2	12	165/4.1

*Atlantic Coast Conference (ACC)

1 | JOHNNY DAVIS

Sophomore | Guard | 6-5 | 194
La Crosse, Wis. | La Crosse Central High School



Twitter: @JohnnyDavis | Instagram: @johnnydavis

INDIVIDUAL BENCHMARKS

	SEASON	CAREER
GP/GS	13/13	44/13
10+ POINTS:	13	22
20+ POINTS:	9	9
2+ 3-PTERS MADE:	6	7
3+ ASSISTS:	6	10
5+ REBOUNDS:	11	23
LED UW IN PTS:	10	12
LED UW IN REB:	7	13

GET TO KNOW JOHNNY

Sophomore Johnny Davis has established himself as one of the best players in college basketball. His midseason resume includes MVP honors at the Maui Invitational, nomination to the Wooden Award Midseason Top-25 Watch List, as well as a 37-point, 14-rebound virtuoso performance in a win at No. 3 Purdue. Last season, Davis played in all 31 games, averaging 24.4 minutes per game (fifth-most on the team). The 6-foot-5 guard averaged 7.0 points and 4.1 rebounds per game last season, including a season-high 17 points (6-7 FG, 4-4 3FG) in a win over Penn State. A four-star recruit by Rivals, Johnny Davis was named Wisconsin Mr. Basketball as a senior at La Crosse Central. He finished his high school career as Central's all-time leading scorer with 2,158 points. Along with twin brother and fellow Badger, Jordan, he helped lead Central to the WIAA Division 2 state tournament and capture the state title in 2017. In football, Davis was a first-team all-state QB. Davis' father, Mark, played 13 seasons of professional basketball, including 31 games for the Milwaukee Bucks (1988-89, after being selected in the 4th Round of the 1985 NBA Draft by the Cleveland Cavaliers.

HONORS

- 2021-22 Wooden Award Midseason Top 25
- 2021 Maui Invitational Tournament MVP
- 2x Big Ten Player of the Week (11/29/21, 1/10/22)
- Gold medal with USA at 2021 FIBA U19 World Cup

TOP SEASON PERFORMANCES

- **#3 PURDUE (1/3/22):** Career-high 37 points, plus career-best 14 rebounds, 3 ast, 2 blk, 2 stl in road win
- **INDIANA (12/8/21):** Scored 25 points, including the go-ahead 3 with 1:18 remaining, to lead UW in a 22-point comeback win
- **IOWA (1/6/22):** Led the team in points (26), rebounds (9), and assists (5 - matched a career high)
- **#12 HOUSTON (11/23/21):** Had a then career-high 30 points to lead UW to an upset win at Maui Inv.

SEASON HIGHS

POINTS: 37 at Purdue (1/3/22)
FIELD GOALS: 13 at Purdue (1/3/22)
FG ATTEMPTS: 24 at Purdue (1/3/22)
3-POINT FGs: 4 vs. Houston (11/23/21)
3-POINT FGAS: 7 (4x) MR at Maryland (1/9/22)
FREE THROWS: 9 at Purdue (1/3/22)
FT ATTEMPTS: 12 at Purdue (1/3/22)
REBOUNDS: 14 at Purdue (1/3/22)
ASSISTS: 5 (3x) MR vs. Iowa (1/6/21)
BLOCKS: 2 (2x) MR at Purdue (1/3/22)
STEALS: 4 vs. Houston (11/23/21)
MINUTES: 38 (3x) MR at Purdue (1/3/22)

CAREER HIGHS

POINTS: 37 at Purdue (1/3/22)
FIELD GOALS: 13 at Purdue (1/3/22)
FG ATTEMPTS: 24 at Purdue (1/3/22)
3-POINT FGs: 4 (2x) MR vs. Houston (11/23/21)
3-POINT FGAS: 7 (4x) MR at Maryland (1/9/22)
FREE THROWS: 9 at Purdue (1/3/22)
FT ATTEMPTS: 12 at Purdue (1/3/22)
REBOUNDS: 14 at Purdue (1/3/22)
ASSISTS: 5 (3x) MR vs. Iowa (1/6/21)
BLOCKS: 2 (5x) MR at Purdue (1/3/22)
STEALS: 4 (2x) MR vs. Houston (11/23/21)
MINUTES: 41 vs. Indiana (1/7/21)

GAME-BY-GAME STATISTICS

Opponent	Date	gs	min	Total		3-Pointers		Free throws		Rebounds				pf	a	t/o	blk	stl	pts	avg	
				fg-fga	pct	3fg-fga	pct	ft-fa	pct	off	def	tot	avg								
ST. FRANCIS BROOKLYN	11/09/21	*	26	6-15	.400	2-6	.333	1-2	.500	1	2	3	3.0	0	5	0	0	2	15	15.0	
GREEN BAY	11/12/21	*	25	5-16	.313	0-3	.000	5-6	.833	2	3	5	4.0	1	2	0	1	1	15	15.0	
vs Texas A&M	11/22/21	*	38	8-18	.444	1-5	.200	4-4	1.000	3	6	9	5.7	1	2	3	0	2	21	17.0	
vs Houston	11/23/21	*	37	10-18	.556	4-7	.571	6-6	1.000	0	4	4	5.3	1	1	2	2	4	30	20.3	
vs Saint Mary's (CA)	11/24/21	*	32	7-17	.412	1-1	1.000	5-5	1.000	2	5	7	5.6	1	1	3	0	1	20	20.2	
at Georgia Tech	12/01/21	*	37	4-9	.444	2-4	.500	5-8	.625	2	4	6	5.7	2	5	4	1	1	15	19.3	
MARQUETTE	12/04/21	*	30	9-14	.643	1-1	1.000	6-8	.750	0	5	5	5.6	1	1	1	1	0	25	20.1	
INDIANA	12/08/21	*	37	8-17	.471	1-3	.333	6-7	.857	1	8	9	6.0	1	1	3	1	0	23	20.5	
at Ohio St.	12/11/21	*	38	11-22	.500	2-7	.286	0-0	.000	1	6	7	6.1	4	3	1	0	3	24	20.9	
ILLINOIS ST.	12/29/21	*	42	6-22	.273	0-3	.000	8-9	.889	2	8	10	6.5	3	5	3	1	1	20	20.8	
at Purdue	01/03/22	*	38	13-24	.542	2-5	.400	9-12	.750	1	13	14	7.2	2	3	3	2	2	37	22.3	
IOWA	01/06/22	*	35	10-18	.556	3-7	.429	3-5	.600	1	8	9	7.3	3	5	2	0	0	26	22.6	
at Maryland	01/09/22	*	37	7-19	.368	1-7	.143	4-5	.800	0	7	7	7.3	1	1	3	1	1	19	22.3	
Totals			13	452	104-229	.454	20-59	.339	62-77	.805	16	79	95	7.3	21	35	28	10	18	290	22.3

Games played: 13
Minutes/game: 34.8
Points/game: 22.3
FG Pct: 45.4
3FG Pct: 33.9
FT Pct: 80.5

Rebounds/game: 7.3
Assists/game: 2.7
Turnovers/game: 2.2
Assist/turnover ratio: 1.3
Steals/game: 1.4
Blocks/game: 0.8

CAREER STATISTICS

Overall					3-Point				Rebounding											
Year	GP-GS	Min/Avg	FG-FGA	Pct	FG-FGA	Pct	FT-FTA	Pct	Off-Def	Tot	Avg	PF-FO	Ast	TO	Blk	Stl	Pts/Avg			
2020-21	31-0	753/24.3	86-195	.441	14-36	.389	32-44	.727	34-94	128	4.1	66-0	35	34	18	34	218/7.0			
2021-22	13-13	448/34.5	104-230	.452	20-60	.333	62-77	.805	17-79	96	7.4	21-0	34	27	10	18	290/22.3			
Total	44-13	1201/27.3	190-425	.447	34-96	.354	94-121	.777	51-173	224	5.1	87-0	69	61	28	52	508/11.5			
Conference					3-Point				Rebounding											
Year	GP-GS	Min/Avg	FG-FGA	Pct	FG-FGA	Pct	FT-FTA	Pct	Off-Def	Tot	Avg	PF-FO	Ast	TO	Blk	Stl	Pts/Avg			
2020-21	20-0	503/25.2	52-127	.409	9-26	.346	21-29	.724	22-56	78	3.9	48-0	19	23	10	26	134/6.7			
2021-22	5-5	185/37.0	49-100	.490	9-29	.310	22-29	.759	4-42	46	9.2	11-0	13	12	4	6	129/25.8			
Total	25-5	688/27.5	101-227	.445	18-55	.327	43-58	.741	26-98	124	5.0	59-0	32	35	14	32	263/10.5			

5

TYLER WAHL

Junior | Forward | 6-9 | 221

Lakeville, Minn. | Lakeville North High School



Twitter: @tjwahl01 | Instagram: @tjwahl01

INDIVIDUAL BENCHMARKS

	SEASON	CAREER
GP/GS:	15/15	77/36
10+ POINTS:	6	11
20+ POINTS:	1	1
5+ REBOUNDS:	8	28
10+ REBOUNDS:	1	4
DOUBLE-DOUBLES:	0	2
2+ BLOCKS:	4	10
LED UW IN PTS:	1	2
LED UW IN REB:	2	9

GET TO KNOW TYLER

Junior forward Tyler Wahl has had an immediate impact at Wisconsin since stepping onto campus. Having now played in over 75 career games as a Badger, the Lakeville, Minnesota native played in all 31 games for the Badgers last season (18 starts). Averaging 5.2 points, 4.3 rebounds and 1.0 steals per game last year, one of Wahl's best games came when he led the Badgers in scoring for the first time in his career with 14 points, plus a team-high 6 rebounds and 2 assists in a win vs. Northwestern. As a prep senior at Lakeville North, Wahl averaged 18.0 points, 10.0 rebounds and 6.6 assists per game, leading the Panthers to a 27-5 record, the school's first-ever conference title, and an appearance in the Class AAAA state championship game. He earned back-to-back AP second-team All-State honors as a junior and senior, setting the school record for rebounds (905) and finishing third in Panther history with 1,397 points.

HONORS

- 2021 Maui Invitational All-Tournament Team

TOP SEASON PERFORMANCES

- **MARYLAND (1/9/22):** Finished with a career-high 21 points and added five rebounds and two assists
- **IOWA (1/6/22):** Scored 16 points (6-7 FG), while pulling down a team-leading 9 rebounds
- **INDIANA (12/8/21):** Season-high 12 rebounds, plus 7 pts, 3 blk and 3 ast in UW's comeback win
- **SAINT MARY'S (11/24/21):** Scored a then career-high 18 points in the Maui Invitational championship game, adding 5 rebounds and a career-high 4 blocks
- **PROVIDENCE (11/15/21):** Career-high 16 points (7-12 FG), plus 5 rebounds and 2 blocks

SEASON HIGHS

POINTS: 21 at Maryland (1/9/21)
FIELD GOALS: 8 at Maryland (1/9/21)
FG ATTEMPTS: 12 (2x) MR at Maryland (1/9/21)
3-POINT FGS: --
3-POINT FGAS: 3 at Ohio State (12/11/21)
FREE THROWS: 8 vs. Illinois St (12/29/21)
FT ATTEMPTS: 12 vs. Illinois St (12/29/21)
REBOUNDS: 12 vs. Indiana (12/8/21)
ASSISTS: 3 (2x) MR vs. Indiana (12/8/21)
BLOCKS: 4 vs. Saint Mary's (11/24/21)
STEALS: 3 vs. Texas A&M (11/22/21)
MINUTES: 36 (2x) MR vs. Saint Mary's (11/24/21)

CAREER HIGHS

POINTS: 21 at Maryland (1/9/21)
FIELD GOALS: 8 at Maryland (1/9/21)
FG ATTEMPTS: 12 (2x) MR at Maryland (1/9/21)
3-POINT FGS: 2 (2x) MR vs. Northwestern (1/20/21)
3-POINT FGAS: 5 at Nebraska (2/10/21)
FREE THROWS: 8 vs. Illinois St (12/29/21)
FT ATTEMPTS: 12 vs. Illinois St (12/29/21)
REBOUNDS: 15 vs. Green Bay (12/1/20)
ASSISTS: 4 (2x) MR vs. Green Bay (12/1/20)
BLOCKS: 4 vs. Saint Mary's (11/24/21)
STEALS: 3 (4x) MR vs. Texas A&M (11/22/21)
MINUTES: 36 (3x) MR vs. Saint Mary's (11/24/21)

GAME-BY-GAME STATISTICS

Opponent	Date	gs	min	Total		3-Pointers		Free throws		Rebounds				pf	a	t/o	blk	stl	pts	avg	
				fg-fga	pct	3fg-fga	pct	ft-fa	pct	off	def	tot	avg								
ST. FRANCIS BROOKLYN	11/09/21	*	17	1-3	.333	0-1	.000	3-4	.750	1	3	4	4.0	2	1	2	0	0	5	5.0	
GREEN BAY	11/12/21	*	20	1-2	.500	0-0	.000	0-0	.000	1	4	5	4.5	1	2	1	2	0	2	3.5	
PROVIDENCE	11/15/21	*	36	7-12	.583	0-2	.000	2-3	.667	3	2	5	4.7	4	0	1	2	0	16	7.7	
vs Texas A&M	11/22/21	*	30	3-8	.375	0-2	.000	0-0	.000	2	2	4	4.5	0	1	2	1	3	6	7.3	
vs Houston	11/23/21	*	32	4-10	.400	0-2	.000	1-2	.500	1	6	7	5.0	2	1	0	0	0	9	7.6	
vs Saint Mary's (CA)	11/24/21	*	36	6-9	.667	0-0	.000	6-6	1.000	1	4	5	5.0	4	0	1	4	1	18	9.3	
at Georgia Tech	12/01/21	*	33	4-8	.500	0-0	.000	1-3	.333	0	3	3	4.7	2	1	0	2	1	9	9.3	
MARQUETTE	12/04/21	*	34	2-9	.222	0-2	.000	1-1	1.000	2	3	5	4.8	1	3	0	1	0	5	8.8	
INDIANA	12/08/21	*	28	2-7	.286	0-1	.000	3-4	.750	3	9	12	5.6	2	3	0	3	1	7	8.6	
at Ohio St.	12/11/21	*	23	1-7	.143	0-3	.000	1-1	1.000	0	1	1	5.1	3	2	2	1	1	3	8.0	
NICHOLLS ST.	12/15/21	*	32	4-8	.500	0-2	.000	4-6	.667	0	4	4	5.0	2	2	3	0	1	12	8.4	
ILLINOIS ST.	12/29/21	*	37	5-8	.625	0-0	.000	8-12	.667	1	5	6	5.1	1	0	1	0	1	18	9.2	
at Purdue	01/03/22	*	21	3-4	.750	0-1	.000	0-0	.000	1	3	4	5.0	5	1	1	0	1	6	8.9	
IOWA	01/06/22	*	31	6-7	.857	0-0	.000	4-8	.500	3	6	9	5.3	2	2	1	1	2	16	9.4	
at Maryland	01/09/22	*	30	8-12	.667	0-1	.000	5-5	1.000	1	4	5	5.3	4	2	0	1	0	21	10.2	
Totals			15	440	57-114	.500	0-17	.000	39-55	.709	20	59	79	5.3	35	21	15	18	12	153	10.2

Games played: 15
Minutes/game: 29.3
Points/game: 10.2
FG Pct: 50.0
3FG Pct: 0.0
FT Pct: 70.9

Rebounds/game: 5.3
Assists/game: 1.4
Turnovers/game: 1.0
Assist/turnover ratio: 1.4
Steals/game: 0.8
Blocks/game: 1.2

CAREER STATISTICS

Overall				3-Point				Rebounding												PF-FO	Ast	TO	Blk	Stl	Pts/Avg
Year	GP-GS	Min/Avg	FG-FGA	Pct	FG-FGA	Pct	FT-FTA	Pct	Off-Def	Tot	Avg	Pct	Avg	Pct	Avg	Pct	Avg	Pct	Avg						
2019-20	31-3	478/15.4	34-79	.430	6-28	.214	7-18	.389	34-48	82	2.6	64-0	32	33	5	20	81/2.6								
2020-21	31-18	765/24.7	58-133	.436	10-36	.278	34-60	.567	33-100	133	4.3	68-0	42	28	21	31	160/5.2								
2021-22	15-15	436/29.1	57-115	.496	0-17	.000	39-55	.709	20-59	79	5.3	35-1	21	15	18	12	153/10.2								
Total	77-36	1679/21.8	149-327	.456	16-81	.198	80-133	.602	87-207	294	3.8	167-1	95	76	44	63	394/5.1								
Conference				3-Point				Rebounding												PF-FO	Ast	TO	Blk	Stl	Pts/Avg
Year	GP-GS	Min/Avg	FG-FGA	Pct	FG-FGA	Pct	FT-FTA	Pct	Off-Def	Tot	Avg	Pct	Avg	Pct	Avg	Pct	Avg	Pct	Avg						
2019-20	20-3	309/15.5	23-54	.426	2-18	.111	2-8	.250	23-27	50	2.5	40-0	19	21	4	14	50/2.5								
2020-21	20-14	524/26.2	41-95	.432	8-28	.286	19-37	.514	23-62	85	4.3	44-0	29	18	9	17	109/5.5								
2021-21	5-5	134/26.8	20-37	.541	0-6	.000	13-18	.722	8-23	31	6.2	16-1	10	4	6	5	53/10.6								
Total	45-22	967/21.5	84-186	.452	10-52	.192	34-63	.540	54-112	166	3.7	100-1	58	43	19	36	212/4.7								

20 | BEN CARLSON

Sophomore | Forward | 6-9 | 226
Woodbury, Minn. | East Ridge High School



Twitter: @ben_carlson20 | Instagram: @bencarlson20

INDIVIDUAL BENCHMARKS

	SEASON	CAREER
GP/GS:	14/1	21/1
10+ POINTS:	0	0
20+ POINTS:	0	0
5+ REBOUNDS:	2	2
2+ ASSISTS:	1	2
2+ STEALS:	0	0

GET TO KNOW BEN

A four-star recruit by ESPN, 247Sports and Rivals, sophomore forward Ben Carlson appeared in seven games last season before an injury sidelined him for the rest of the year. The Woodbury, Minnesota native scored 13 points in last year’s season opener. A finalist for Minnesota Mr. Basketball as a high school senior, Carlson went down as one of the most decorated players in East Ridge High School history. The 6-foot-9 forward set school records for career points (2,004), rebounds (1,083) and blocked shots (145). Carlson also became the first player in program history to be nominated to the McDonalds All-American Game in 2020. His senior season, Carlson averaged 24.3 points and 11.7 rebounds per game while leading the Raptors to a 20-7 record and a conference title. As a junior, he led East Ridge to the Minnesota Class AA state tournament while averaging a double-double (16 ppg, 11.3 rpg). Off the court, Carlson was a member of National Honors Society.

HONORS

- Four-star recruit (ESPN, 247 Sports, Rivals)
- No. 88 in ESPN 100 (2020)
- 2020 Mr. Minnesota Basketball finalist

TOP CAREER PERFORMANCES

- INDIANA (12/8/21): Made first career start as a Badger and posted three points and four rebounds. Played a career-high 20 minutes.
- GREEN BAY (11/12/21): Scored five points and grabbed a career-high seven rebounds
- EASTERN ILLINOIS (11/25/20): In his first game as a Badger, scored 13 points and recorded two rebounds, a block, and an assist.
- ARK.-PINE BLUFF (11/27/20): Scored three points and added two assists, two rebounds, and a block.

SEASON HIGHS

POINTS: 5 vs. Green Bay (11/12/21)
FIELD GOALS: 2 (4x) MR vs. Nicholls (12/15/21)
FG ATTEMPTS: 7 vs. Providence (11/15/21)
3-POINT FGS: --
3-POINT FGAS: 3 vs. Providence (11/15/21)
FREE THROWS: 1 (3x) MR at Ohio State (12/11/21)
FT ATTEMPTS: 2 (2x) MR at Ohio State (12/11/21)
REBOUNDS: 7 vs. Green Bay (11/12/21)
ASSISTS: 2 vs. Houston (11/23/21)
BLOCKS: 1 vs. Providence (11/15/21)
STEALS: --
MINUTES: 20 (2x) MR vs. Indiana (12/8/21)

CAREER HIGHS

POINTS: 13 vs. Eastern Illinois (11/25/20)
FIELD GOALS: 4 vs. Eastern Illinois (11/25/20)
FG ATTEMPTS: 7 vs. Providence (11/15/21)
3-POINT FGS: 1 vs. Eastern Illinois (11/25/20)
3-POINT FGAS: 3 vs. Providence (11/15/21)
FREE THROWS: 4 vs. Eastern Illinois (11/25/20)
FT ATTEMPTS: 4 (2x) MR vs. UAPB (11/27/20)
REBOUNDS: 7 vs. Green Bay (11/12/21)
ASSISTS: 2 (2x) MR vs. Houston (11/23/21)
BLOCKS: 1 (3x) MR vs. Providence (11/15/21)
STEALS: 1 vs. Green Bay (12/1/20)
MINUTES: 20 (2x) MR vs. Indiana (12/8/21)

GAME-BY-GAME STATISTICS

Opponent	Date	gs	min	Total		3-Pointers		Free throws		Rebounds			pf	a	t/o	blk	stl	pts	avg	
				fg	pct	3fg	pct	ft	pct	off	def	tot								avg
ST. FRANCIS BROOKLYN	11/09/21	19	2-3	.667	0-0	.000	0-0	.000	2	3	5	5.0	0	0	0	0	0	4	4.0	
GREEN BAY	11/12/21	18	2-6	.333	0-1	.000	1-1	1.000	1	6	7	6.0	0	1	0	0	0	5	4.5	
PROVIDENCE	11/15/21	19	1-7	.143	0-3	.000	0-0	.000	2	1	3	5.0	0	0	1	1	0	2	3.7	
vs Texas A&M	11/22/21	4	0-1	.000	0-1	.000	0-0	.000	0	0	0	3.8	1	0	2	0	0	0	2.8	
vs Houston	11/23/21	12	2-3	.667	0-1	.000	0-0	.000	0	2	2	3.4	0	2	0	0	0	4	3.0	
vs Saint Mary's (CA)	11/24/21	10	0-1	.000	0-0	.000	0-1	.000	1	3	4	3.5	1	0	1	0	0	0	2.5	
at Georgia Tech	12/01/21	1	0-0	.000	0-0	.000	0-0	.000	0	0	0	3.0	0	0	0	0	0	0	2.1	
MARQUETTE	12/04/21	4	1-1	1.000	0-0	.000	0-0	.000	0	0	0	2.6	0	0	0	0	0	2	2.1	
INDIANA	12/08/21	20	1-4	.250	0-2	.000	1-2	.500	2	2	4	2.8	1	0	0	0	0	3	2.2	
at Ohio St.	12/11/21	13	0-3	.000	0-2	.000	1-2	.500	0	2	2	2.7	1	0	0	0	0	1	2.1	
NICHOLLS ST.	12/15/21	9	2-5	.400	0-1	.000	0-0	.000	2	2	4	2.8	0	0	0	0	0	4	2.3	
at Purdue	01/03/22	4	0-0	.000	0-0	.000	0-0	.000	0	0	0	2.6	0	0	0	0	0	0	2.1	
IOWA	01/06/22	1	0-1	.000	0-0	.000	0-0	.000	0	0	0	2.4	0	0	0	0	0	0	1.9	
at Maryland	01/09/22	2	0-0	.000	0-0	.000	0-0	.000	0	0	0	2.2	0	0	0	0	0	0	1.8	
Totals		1	136	11-35	.314	0-11	.000	3-6	.500	10	21	31	2.2	4	3	4	1	0	25	1.8

Games played: 14	Rebounds/game: 2.2
Minutes/game: 9.7	Assists/game: 0.2
Points/game: 1.8	Turnovers/game: 0.3
FG Pct: 31.4	Assist/turnover ratio: 0.8
3FG Pct: 0.0	Blocks/game: 0.1

CAREER STATISTICS

Overall				3-Point				Rebounding				PF-FO	Ast	TO	Blk	Stl	Pts/Avg
Year	GP-GS	Min/Avg	FG-FGA	Pct	FG-FGA	Pct	FT-FTA	Pct	Off-Def	Tot	Avg						
2020-21	7-0	64/9.1	6-11	.545	1-3	.333	7-8	.875	1-5	6	0.9	10-0	4	1	3	1	20/2.9
2021-22	14-1	136/9.7	11-35	.314	0-11	.000	3-6	.500	10-21	31	2.2	4-0	3	4	1	0	25/1.8
Total	21-1	200/9.5	17-46	.370	1-14	.071	10-14	.714	11-26	37	1.8	14-0	7	5	4	1	45/2.1
Conference				3-Point				Rebounding				PF-FO	Ast	TO	Blk	Stl	Pts/Avg
Year	GP-GS	Min/Avg	FG-FGA	Pct	FG-FGA	Pct	FT-FTA	Pct	Off-Def	Tot	Avg						
2020-21																	
2021-22	5-0	40/8.0	1-8	.125	0-4	.000	2-4	.500	2-4	6	1.2	2-0	0	0	0	0	4/0.8
Total	5-0	40/8.0	1-8	.125	0-4	.000	2-4	.500	2-4	6	1.2	2-0	0	0	0	0	4/0.8

22

STEVEN CROWL

Sophomore | Forward | 7-0 | 234
Eagan, Minn. | Eastview High School



Twitter: @steven_crowl | Instagram: @stevencrowl

INDIVIDUAL BENCHMARKS

	SEASON	CAREER
GP/GS:	15/15	27/15
10+ POINTS:	6	6
20+ POINTS:	1	1
5+ REBOUNDS:	6	6
10+ REBOUNDS:	0	0
DOUBLE-DOUBLES:	0	0
LED UW IN PTS:	2	2
LED UW IN REB:	4	4

GET TO KNOW STEVEN

Steven Crowl enters his second season in the Wisconsin program after appearing in 12 games last year as a true freshman. The 7-foot forward from Eagan, Minnesota scored his first points as a Badger in UW's season opener against Eastern Illinois, while also grabbing his first career rebound. In the first round of the 2021 NCAA Tournament, Crowl played 3 minutes and grabbed 2 rebounds against North Carolina to help UW to an 85-62 win. A three-star recruit by 247Sports and Rivals, Crowl had a standout senior season at Eastview High School where he was a finalist for Minnesota Mr. Basketball finalist. One of the most decorated players in Eastview history, Crowl finished his prep career as the school's all-time leading scorer (1,747 pts), rebounder (832 reb) and shot blocker (103 blk). The 6-foot-9 forward also set Eastview school records for career field-goal percentage (59% FG), rebounds in a season (332), rebounds in a game (19) and single-game field-goal percentage (90% FG). As a senior, he averaged 26.7 points and 12 rebounds per game, while also leading his team in assists (4.3 per contest). Crowl played travel basketball for D1 Minnesota, the same program as current Badger teammate Tyler Wahl.

HONORS

- Three-star recruit (247 Sports and Rivals)
- First-team South Suburban All-Conference 2019
- Section 3AAAA Player of the Year 2019
- 2020 Mr. Minnesota Basketball finalist

TOP SEASON PERFORMANCES

- **ILLINOIS ST (12/29/21):** Team-high 21 pts (7-8 FG, 2-2 3FG), plus 9 reb for a near double-double.
- **MARQUETTE (12/4/21):** Scored 15 points (6-9 FG, 2-3 3FG), while grabbing a team-high 8 rebounds.
- **ST. FRANCIS BKN (11/9/21):** Recorded a near double-double in his first career start, finishing with 11 points, 8 rebounds and 1 block.

SEASON HIGHS

POINTS: 21 vs. Illinois St (12/29/21)
FIELD GOALS: 7 (2x) MR vs. Illinois St (12/29/21)
FG ATTEMPTS: 11 vs. Green Bay (11/12/21)
3-POINT FGS: 2 (4x) MR vs. Illinois St (12/29/21)
3-POINT FGAS: 4 (3x) MR vs. Houston (11/23/21)
FREE THROWS: 5 vs. Illinois St (12/29/21)
FT ATTEMPTS: 7 vs. Illinois St (12/29/21)
REBOUNDS: 9 vs. Illinois St (12/29/21)
ASSISTS: 3 (2x) MR vs. Iowa (1/6/22)
BLOCKS: 1 (4x) MR vs. Marquette (12/4/21)
STEALS: 1 (4x) MR vs. Iowa (1/6/22)
MINUTES: 29 (2x) MR vs. Marquette (12/4/21)

CAREER HIGHS

POINTS: 21 vs. Illinois St (12/29/21)
FIELD GOALS: 7 (2x) MR vs. Illinois St (12/29/21)
FG ATTEMPTS: 11 vs. Green Bay (11/12/21)
3-POINT FGS: 2 (4x) MR vs. Illinois St (12/29/21)
3-POINT FGAS: 4 (3x) MR vs. Houston (11/23/21)
FREE THROWS: 5 vs. Illinois St (12/29/21)
FT ATTEMPTS: 7 vs. Illinois St (12/29/21)
REBOUNDS: 9 vs. Illinois St (12/29/21)
ASSISTS: 3 (2x) MR vs. Iowa (1/6/22)
BLOCKS: 1 (5x) MR vs. Marquette (12/4/21)
STEALS: 1 (4x) MR vs. Iowa (1/6/22)
MINUTES: 29 (2x) MR vs. Marquette (12/4/21)

GAME-BY-GAME STATISTICS

Opponent	Date	gs	min	Total		3-Pointers		Free throws		Rebounds				pf	a	t/o	blk	stl	pts	avg	
				fg-fga	pct	3fg-fga	pct	ft-fa	pct	off	def	tot	avg								
ST. FRANCIS BROOKLYN	11/09/21	*	19	4-9	.444	0-1	.000	3-3	1.000	3	5	8	8.0	0	0	2	1	0	11	11.0	
GREEN BAY	11/12/21	*	22	7-11	.636	2-4	.500	2-2	1.000	3	4	7	7.5	0	0	0	0	0	18	14.5	
PROVIDENCE	11/15/21	*	23	1-10	.100	0-4	.000	2-2	1.000	0	4	4	6.3	2	2	1	0	0	4	11.0	
vs Texas A&M	11/22/21	*	29	4-9	.444	2-3	.667	0-0	.000	1	3	4	5.8	3	2	2	1	0	10	10.8	
vs Houston	11/23/21	*	23	3-6	.500	1-4	.250	1-2	.500	0	1	1	4.8	4	0	1	0	1	8	10.2	
vs Saint Mary's (CA)	11/24/21	*	27	2-7	.286	0-1	.000	0-0	.000	3	4	7	5.2	3	1	1	0	0	4	9.2	
at Georgia Tech	12/01/21	*	28	2-7	.286	0-3	.000	1-2	.500	1	3	4	5.0	4	0	1	1	1	5	8.6	
MARQUETTE	12/04/21	*	29	6-9	.667	2-3	.667	1-2	.500	1	7	8	5.4	1	1	1	1	0	15	9.4	
INDIANA	12/08/21	*	19	2-6	.333	1-2	.500	0-0	.000	0	0	0	4.8	4	3	0	0	1	5	8.9	
at Ohio St.	12/11/21	*	23	0-3	.000	0-2	.000	0-0	.000	1	1	2	4.5	3	0	3	0	0	0	8.0	
NICHOLLS ST.	12/15/21	*	14	2-6	.333	0-2	.000	1-2	.500	1	3	4	4.5	0	1	1	1	0	5	7.7	
ILLINOIS ST.	12/29/21	*	30	7-10	.700	2-3	.667	5-7	.714	11	1	12	5.1	4	2	0	0	0	21	8.8	
at Purdue	01/03/22	*	23	2-6	.333	0-3	.000	0-0	.000	1	1	2	4.8	5	1	0	0	0	4	8.5	
IOWA	01/06/22	*	23	6-8	.750	0-0	.000	0-0	.000	1	2	3	4.7	2	3	0	0	1	12	8.7	
at Maryland	01/09/22	*	22	3-4	.750	1-1	1.000	2-2	1.000	2	6	8	4.9	3	0	0	0	0	9	8.7	
Totals			15	354	51-111	.459	11-36	.306	18-24	.750	29	45	74	4.9	38	16	13	5	4	131	8.7

Games played: 15
Minutes/game: 23.6
Points/game: 8.7
FG Pct: 45.9
3FG Pct: 30.6
FT Pct: 75.0


Rebounds/game: 4.9
Assists/game: 1.1
Turnovers/game: 0.9
Assist/turnover ratio: 1.2
Steals/game: 0.3
Blocks/game: 0.3

CAREER STATISTICS

Overall			3-Point							Rebounding										
Year	GP-GS	Min/Avg	FG-FGA	Pct	FG-FGA	Pct	FT-FTA	Pct	Off-Def	Tot	Avg	PF-FO	Ast	TO	Blk	Stl	Pts/Avg			
2020-21	12-0	39/3.3	4-8	.500	0-1	.000	0-0	---	4-5	9	0.8	9-0	2	3	1	0	8/0.7			
2021-22	15-15	352/23.5	51-109	.468	11-35	.314	18-24	.750	26-45	71	4.7	38-1	16	13	5	4	131/8.7			
Total	27-15	391/14.5	55-117	.470	11-36	.306	18-24	.750	30-50	80	3.0	47-1	18	16	6	4	139/5.1			
Conference			3-Point							Rebounding										
Year	GP-GS	Min/Avg	FG-FGA	Pct	FG-FGA	Pct	FT-FTA	Pct	Off-Def	Tot	Avg	PF-FO	Ast	TO	Blk	Stl	Pts/Avg			
2020-21	7-0	7/1.0	0-0	---	0-0	---	0-0	---	0-3	3	0.4	1-0	0	0	0	0	0/0.0			
2021-22	5-5	111/22.2	13-27	.481	2-8	.250	2-2	1.000	5-10	15	3.0	17-1	7	3	0	2	30/6.0			
Total	12-5	118/9.8	13-27	.481	2-8	.250	2-2	1.000	5-13	18	1.5	18-1	7	3	0	2	30/2.5			

23 | CHUCKY HEPBURN

Freshman | Forward | 6-2 | 211
Omaha, Neb. | Bellevue West High School



Twitter: @ChuckyHepburn | Instagram: @chucky.hepburn

INDIVIDUAL BENCHMARKS		
	SEASON	CAREER
GP/GS:	15/15	15/15
10+ POINTS:	4	4
20+ POINTS:	0	0
3+ 3FGS:	1	1
2+ ASSISTS:	7	7
2+ STEALS:	4	4
LED UW IN PTS:	0	0
LED UW IN AST:	5	5

GET TO KNOW CHUCKY

Chucky Hepburn begins his first season as a Badger in 2021-22. The 6-foot-2 point guard from Omaha, Nebraska was a four-star recruit by ESPN and ranked as the No. 20 point guard in the nation. The 2020 Nebraska Gatorade Player of the Year, Hepburn averaged over 15 points, eight assists and five rebounds per game as a senior at Bellevue West. As a junior in 2020, Hepburn led Bellevue West to the Class A state championship, averaging 17.7 points, 6.1 assists, 4.6 rebounds and 3.1 steals per game that season. A three-time All-Metro First-Team honoree, Hepburn averaged over 18 points, 5 rebounds and 5 assists per game as a sophomore. Hepburn made four straight state appearances, advancing to the state title game his freshman, junior and senior seasons at Bellevue West. Off the court, Hepburn earned the "HomeSchool Papillion TeenService Award" and was a Special Olympics Volunteer Award winner.

- HONORS**
- Big Ten Co-Freshman of the Week (12/6/21)
 - Four-star high school recruit (ESPN)
 - No. 2 ranked 2021 prospect in Nebraska
 - 2020 Nebraska Gatorade Player of the Year
 - 2x First-Team All-Class All-State (2019, '20)
 - 2020 Nebraska Class A State Champion

- TOP SEASON PERFORMANCES**
- **MARQUETTE (12/4/21):** Recorded career highs in points (15) and assists (6), plus 3 steals in the win.
 - **ST. FRANCIS BKN (11/9/21):** First true freshman to start a season opener for UW since 2001, tallying 13 points, including 2-for-3 3FG shooting.

SEASON HIGHS	
POINTS:	15 vs. Marquette (12/4/21)
FIELD GOALS:	5 (2x) MR vs. Illinois St (12/29/21)
FG ATTEMPTS:	9 (2x) MR vs. Iowa (1/6/22)
3-POINT FGS:	3 vs. Illinois St (12/29/21)
3-POINT FGAS:	5 (3x) MR vs. Illinois St (12/29/21)
FREE THROWS:	4 (3x) MR vs. Iowa (1/6/22)
FT ATTEMPTS:	4 (5x) MR vs. Iowa (1/6/22)
REBOUNDS:	3 (3x) MR at Maryland (1/9/22)
ASSISTS:	6 vs. Marquette (12/4/21)
BLOCKS:	2 vs. Indiana (12/8/21)
STEALS:	4 vs. Green Bay (11/12/21)
MINUTES:	36 vs. Providence (11/15/21)

CAREER HIGHS	
POINTS:	15 vs. Marquette (12/4/21)
FIELD GOALS:	5 (2x) MR vs. Illinois St (12/29/21)
FG ATTEMPTS:	9 (2x) MR vs. Iowa (1/6/22)
3-POINT FGS:	3 vs. Illinois St (12/29/21)
3-POINT FGAS:	5 (3x) MR vs. Illinois St (12/29/21)
FREE THROWS:	4 (3x) MR vs. Iowa (1/6/22)
FT ATTEMPTS:	4 (5x) MR vs. Iowa (1/6/22)
REBOUNDS:	3 (3x) MR at Maryland (1/9/22)
ASSISTS:	6 vs. Marquette (12/4/21)
BLOCKS:	2 vs. Indiana (12/8/21)
STEALS:	4 vs. Green Bay (11/12/21)
MINUTES:	36 vs. Providence (11/15/21)

GAME-BY-GAME STATISTICS

Opponent	Date	gs	min	Total		3-Pointers		Free throws		Rebounds				pf	a	t/o	blk	stl	pts	avg	
				fg-fga	pct	3fg-fga	pct	ft-fa	pct	off	def	tot	avg								
ST. FRANCIS BROOKLYN	11/09/21	*	24	4-7	.571	2-3	.667	3-4	.750	0	1	1	1.0	3	1	2	0	0	13	13.0	
GREEN BAY	11/12/21	*	24	1-5	.200	1-3	.333	0-0	.000	0	2	2	1.5	1	1	1	0	4	3	8.0	
PROVIDENCE	11/15/21	*	36	2-8	.250	0-3	.000	1-2	.500	1	2	3	2.0	3	2	1	0	1	5	7.0	
vs Texas A&M	11/22/21	*	29	2-4	.500	1-3	.333	2-3	.667	1	1	2	2.0	1	1	1	0	0	7	7.0	
vs Houston	11/23/21	*	31	1-4	.250	1-4	.250	0-0	.000	0	4	4	2.4	2	3	3	1	0	3	6.2	
vs Saint Mary's (CA)	11/24/21	*	31	2-5	.400	0-1	.000	2-2	1.000	0	3	3	2.5	2	1	0	0	1	6	6.2	
at Georgia Tech	12/01/21	*	33	1-6	.167	1-5	.200	4-4	1.000	0	1	1	2.3	2	3	2	1	1	7	6.3	
MARQUETTE	12/04/21	*	31	5-8	.625	2-4	.500	3-3	1.000	0	2	2	2.3	1	6	2	0	3	15	7.4	
INDIANA	12/08/21	*	25	0-4	.000	0-3	.000	4-4	1.000	0	2	2	2.2	4	1	0	2	0	4	7.0	
at Ohio St.	12/11/21	*	33	2-8	.250	1-5	.200	0-0	.000	0	3	3	2.3	1	1	1	0	1	5	6.8	
NICHOLLS ST.	12/15/21	*	33	3-8	.375	0-3	.000	3-4	.750	0	0	0	2.1	1	1	2	0	2	9	7.0	
ILLINOIS ST.	12/29/21	*	41	5-11	.455	3-5	.600	0-0	.000	1	1	2	2.1	2	5	1	0	1	13	7.5	
at Purdue	01/03/22	*	32	2-7	.286	1-4	.250	0-0	.000	0	1	1	2.0	1	3	1	0	1	5	7.3	
IOWA	01/06/22	*	31	3-9	.333	1-4	.250	4-4	1.000	0	2	2	2.0	2	1	0	0	2	11	7.6	
at Maryland	01/09/22	*	33	1-5	.200	1-3	.333	0-0	.000	0	3	3	2.1	3	2	1	0	1	3	7.3	
Totals			15	467	34-99	.343	15-53	.283	26-30	.867	3	28	31	2.1	29	32	18	4	18	109	7.3

Games played: 15	Rebounds/game: 2.1
Minutes/game: 31.1	Assists/game: 2.1
Points/game: 7.3	Turnovers/game: 1.2
FG Pct: 34.3	Assist/turnover ratio: 1.8
3FG Pct: 28.3	Steals/game: 1.2
FT Pct: 86.7	Blocks/game: 0.3

CAREER STATISTICS																			
Overall				3-Point				Rebounding											
Year	GP-GS	Min/Avg	FG-FGA	Pct	FG-FGA	Pct	FT-FTA	Pct	Off-Def	Tot	Avg	PF-FO	Ast	TO	Blk	Stl	Pts/Avg		
2021-22	15-15	461/30.7	34-97	.351	15-51	.294	26-30	.867	3-28	31	2.1	29-0	31	18	4	18	109/7.3		
Total	15-15	461/30.7	34-97	.351	15-51	.294	26-30	.867	3-28	31	2.1	29-0	31	18	4	18	109/7.3		
Conference				3-Point				Rebounding											
Year	GP-GS	Min/Avg	FG-FGA	Pct	FG-FGA	Pct	FT-FTA	Pct	Off-Def	Tot	Avg	PF-FO	Ast	TO	Blk	Stl	Pts/Avg		
2021-22	5-5	154/30.8	8-33	.242	4-19	.211	8-8	1.000	0-11	11	2.2	11-0	8	3	2	5	28/5.6		
Total	5-5	154/30.8	8-33	.242	4-19	.211	8-8	1.000	0-11	11	2.2	11-0	8	3	2	5	28/5.6		

33 | CHRIS VOGT

Senior | Center | 7-0 | 257
Mayfield, KY | Graves County (Cincinnati)



Twitter: @ChrisVogt33 | Instagram: @chrisvogt33

INDIVIDUAL BENCHMARKS

	SEASON	CAREER
GP/GS:	15/0	116/52
10+ POINTS:	0	26
20+ POINTS:	0	3
5+ REBOUNDS:	5	40
10+ REBOUNDS:	0	5
DOUBLE-DOUBLES:	0	4
2+ BLOCKS:	3	33
LED TEAM IN PTS:	0	6
LED TEAM IN REB:	3	15

GET TO KNOW CHRIS

Fifth-year senior transfer Chris Vogt joins the Wisconsin program after playing at Cincinnati last season. A 7-foot center from Mayfield, Kentucky, Vogt has played in 100+ games over his four-year collegiate career, including starting 50 of 53 games at Cincinnati. As a junior in 2019-20, he averaged 11.0 points, 5.9 rebounds and 1.6 blocks per game, shooting a conference-leading 64.8 percent from the floor. Last season, Vogt started 21 of 23 games and averaged 5.0 points, 3.5 rebounds, 1.1 blocks, and 56 percent field goal shooting in 19.4 minutes per game. He ranked among the conference leaders in blocks (fifth) and offensive rebounds (15th). Vogt spent his freshman and sophomore seasons at Northern Kentucky, where he played 48 games.

HONORS

- 2019-20 AAC Regular Season Championship
- 2018-19 Horizon League Regular Season Champion
- 2017-18 Horizon League Regular Season Champion

TOP CAREER PERFORMANCES

- NICHOLLS (12/15/21): Sparked UW off the bench, finishing with 9 pts, 7 reb (4 off.), 1 stl in 25 minutes.
- INDIANA (12/8/21): Season highs with 9 points and 6 rebounds to spark UW's come-from-behind win.
- LIPSCOMB (12/2/20): Scored 12 points (6-7 FG) and hauled in 7 rebounds in the season opener. Played season-high 32 minutes
- SOUTH FLORIDA (12/16/20): Sparked the Bearcats offense with a season-high 13 points and added 4 rebounds, 3 assists, and 1 block.

SEASON HIGHS

POINTS: 9 (2x) MR vs. Nicholls (12/15/21)
FIELD GOALS: 4 (2x) MR vs. Nicholls (12/15/21)
FG ATTEMPTS: 7 vs. Nicholls (12/15/21)
3-POINT FGS: --
3-POINT FGAS: 1 vs. Green Bay (11/12/21)
FREE THROWS: 4 vs. Green Bay (11/12/21)
FT ATTEMPTS: 4 vs. Green Bay (11/12/21)
REBOUNDS: 9 vs. St. Francis Bkn (11/9/21)
ASSISTS: 2 at Maryland (1/9/22)
BLOCKS: 3 (2x) MR at Maryland (1/9/22)
STEALS: 1 (4x) MR vs. Nicholls (12/15/21)
MINUTES: 25 vs. Nicholls (12/15/21)

CAREER HIGHS

POINTS: 21 (2x) MR at Tulane (1/4/20)*
FIELD GOALS: 9 (3x) MR at Tulane (1/4/20)*
FG ATTEMPTS: 13 vs. Green Bay (1/24/19)**
3-POINT FGS: --
3-POINT FGAS: 1 vs. Green Bay (11/12/21)
FREE THROWS: 8 at Temple (1/22/20)*
FT ATTEMPTS: 9 (2x) MR at Temple (1/22/20)*
REBOUNDS: 14 vs. Green Bay (1/24/19)**
ASSISTS: 4 vs. Furman (12/10/20)*
BLOCKS: 6 vs. Temple (2/12/21)*
STEALS: 3 (2x) MR vs. Memphis (2/28/21)*
MINUTES: 41 at UConn (2/9/20)*

*recorded at Cincinnati **recorded at N Kentucky

GAME-BY-GAME STATISTICS

Opponent	Date	gs	min	Total		3-Pointers		Free throws		Rebounds			pf	a	t/o	blk	stl	pts	avg	
				fg-fga	pct	3fg-fga	pct	ft-fa	pct	off	def	tot								avg
ST. FRANCIS BROOKLYN	11/09/21	17	1-3	.333	0-0	.000	0-0	.000	2	7	9	9.0	2	1	0	2	1	2	2.0	
GREEN BAY	11/12/21	12	0-2	.000	0-1	.000	4-4	1.000	3	2	5	7.0	3	0	0	1	0	4	3.0	
PROVIDENCE	11/15/21	9	0-0	.000	0-0	.000	0-0	.000	0	1	1	5.0	3	1	0	1	0	0	2.0	
vs Texas A&M	11/22/21	7	0-0	.000	0-0	.000	0-0	.000	1	1	2	4.3	1	0	0	0	0	0	1.3	
vs Houston	11/23/21	11	0-0	.000	0-0	.000	0-0	.000	0	2	2	3.8	3	1	0	0	0	0	1.2	
vs Saint Mary's (CA)	11/24/21	6	0-1	.000	0-0	.000	0-0	.000	2	0	2	3.5	2	0	1	0	0	0	1.0	
at Georgia Tech	12/01/21	12	0-2	.000	0-0	.000	0-0	.000	3	4	7	4.0	4	1	0	0	0	0	0.9	
MARQUETTE	12/04/21	5	0-0	.000	0-0	.000	1-2	.500	1	2	3	3.9	0	0	2	0	0	1	0.9	
INDIANA	12/08/21	21	4-6	.667	0-0	.000	1-1	1.000	4	2	6	4.1	2	1	0	0	1	9	1.8	
at Ohio St.	12/11/21	17	3-6	.500	0-0	.000	1-3	.333	0	2	2	3.9	4	0	0	3	1	7	2.3	
NICHOLLS ST.	12/15/21	26	4-7	.571	0-0	.000	1-3	.333	4	3	7	4.2	2	1	0	0	1	9	2.9	
ILLINOIS ST.	12/29/21	12	2-4	.500	0-0	.000	0-0	.000	2	1	3	4.1	4	1	1	1	0	4	3.0	
at Purdue	01/03/22	13	2-3	.667	0-0	.000	2-3	.667	3	0	3	4.0	5	0	1	0	0	6	3.2	
IOWA	01/06/22	13	0-3	.000	0-0	.000	0-0	.000	2	2	4	4.0	3	1	0	0	0	0	3.0	
at Maryland	01/09/22	17	1-2	.500	0-0	.000	0-0	.000	0	1	1	3.8	3	2	0	3	0	2	2.9	
Totals		0	198	17-39	.436	0-1	.000	10-16	.625	27	30	57	3.8	41	10	5	11	4	44	2.9

Games played: 15
Minutes/game: 13.2
Points/game: 2.9
FG Pct: 43.6
3FG Pct: 0.0
FT Pct: 62.5

Rebounds/game: 3.8
Assists/game: 0.7
Turnovers/game: 0.3
Assist/turnover ratio: 2.0
Steals/game: 0.3
Blocks/game: 0.7

CAREER STATISTICS

Overall				3-Point				Rebounding											
Year	GP-GS	Min/Avg	FG-FGA	Pct	FG-FGA	Pct	FT-FTA	Pct	Off-Def	Tot	Avg	PF-FO	Ast	TO	Blk	Stl	Pts/Avg		
2017-18*	13-0	42/3.2	6-10	.600	---	---	2-6	.333	0-9	9	0.7	8-0	3	2	4	2	8/1.1		
2018-19*	35-2	450/12.9	64-111	.577	---	---	30-78	.385	47-82	129	3.7	87-0	20	36	42	10	158/4.5		
2019-20**	30-29	856/28.5	136-210	.648	---	---	58-101	.574	78-99	177	5.9	93-0	25	51	47	10	330/11.0		
2020-21**	23/21	447/19.4	47-84	.560	---	---	20-57	.351	35-46	81	3.5	73-0	25	28	25	5	114/5.0		
2021-22	15-0	196/13.1	17-39	.436	0-1	.000	10-16	.625	27-30	57	3.8	41-1	10	5	11	4	44/2.9		
Total	116-52	1991/17.2	270-454	.595	0-1	.000	120-258	.465	187-266	453	3.9	302-1	83	122	129	31	660/5.7		

*at Northern Kentucky **at Cincinnati


Conference				3-Point				Rebounding											
Year	GP-GS	Min/Avg	FG-FGA	Pct	FG-FGA	Pct	FT-FTA	Pct	Off-Def	Tot	Avg	PF-FO	Ast	TO	Blk	Stl	Pts/Avg		
2017-18*	7-0	11/1.6	1-1	1.000	---	---	---	---	0-2	2	0.3	2-0	1	1	3	0	2/0.3		
2018-19*	18-2	230/12.8	33-63	.524	---	---	14-35	.400	22-42	64	3.6	36-0	10	18	22	5	80/4.4		
2019-20**	18-17	523/29.1	74-118	.627	---	---	31-58	.534	45-50	95	5.3	59-0	14	35	31	8	179/9.9		
2020-21**	14-12	271/19.4	25-54	.463	---	---	19-47	.404	23-28	51	3.6	45-0	15	13	15	4	69/4.9		
2021-22	5-0	80/16.0	10-20	.500	---	---	4-7	.571	9-7	16	3.2	17-1	4	1	6	2	24/4.8		
Total	62-31	1115/18.0	143-256	.559	---	---	68-147	.463	99-129	228	3.7	159-1	44	68	77	19	354/5.7		

*Horizon League **American Athletic Conference

34

BRAD DAVISON

Senior | Guard | 6-4 | 200
Maple Grove, Minn. | Maple Grove High School



Twitter: @braddavi34 | Instagram: @braddavison

INDIVIDUAL BENCHMARKS		
	SEASON	CAREER
GP/GS:	15/15	143/139
20+ POINTS:	3	13
30+ POINTS:	0	2
3+ ASSISTS:	5	48
3+ STEALS:	1	14
LED UW IN PTS:	3	28
LED UW IN AST:	5	29

GET TO KNOW BRAD

Fifth-year senior Brad Davison returns as a key team leader for Wisconsin, not only vocally, but also in terms of production on the court. The Maple Grove, Minnesota native has made nearly 140 career starts as a Badger, just the 12th player in school history to reach the 100 milestone. UW's returning scoring leader, Davison averaged 10.0 points per game last year and shot a career-best 39.1 percent from 3-point range. Starting all 31 games last season, Davison had a masterful performance in the 2021 NCAA Tournament, scoring a game-high 29 points and leading the Badgers to an 85-62 win over North Carolina in the first round.

- HONORS**
- Big Ten Co-Player of the Week (12/6/21)
 - 2018 Big Ten All-Freshman Team
 - 2x Big Ten Freshman of the Week
 - 3x Academic All-Big Ten (2019, '20, '21)

- CAREER**
- Ranks 3rd in school history with 139 career starts.
 - Ranks 5th in school history with 83.5% career FT%.
 - Ranks 8th in school history with 1,581 points
 - Ranks 10th in school history with 143 career steals.
 - Ranks 2nd in school history with 257 career 3FGs.
 - Just the 12th Badger in school history to make 100 career starts (#100 vs. Louisville, 12/19/20).
 - Became the 43rd player in UW history with 1,000 career points (the 20th to do so by junior season).
 - Set UW freshman records for FT% (.818) + 3FGs (60)

- TOP SEASON PERFORMANCES**
- **IOWA (1/6/22):** Finished with 18 pts, 7 reb and 2 ast
 - **MARQUETTE (12/4/21):** Scored 20 points, shooting 4-for-8 from 3PT range in the win
 - **at Ga Tech (12/1/21):** Scored a season-high 27 pts (5-9 3FG) to lead UW to a B1G/ACC Challenge win
 - **PROVIDENCE (11/15/21):** Finished with a team-high 25 points (8-10 FT) and 7 rebounds for UW

SEASON HIGHS			CAREER HIGHS		
POINTS:	27	at Ga Tech (12/1/21)	POINTS:	30 (2x)	MR at Nebraska (2/15/20)
FIELD GOALS:	9	at Ga Tech (12/1/21)	FIELD GOALS:	11	at Nebraska (2/15/20)
FG ATTEMPTS:	17	vs. Providence (11/15/21)	FG ATTEMPTS:	19	vs. Michigan State (2/25/18)
3-POINT FGS:	5	at Ga Tech (12/1/21)	3-POINT FGS:	8	at Nebraska (2/15/20)
3-POINT FGAS:	11 (2x)	MR vs. Texas A&M (11/22/21)	3-POINT FGAS:	11 (3x)	MR vs. Texas A&M (11/22/21)
FREE THROWS:	8	vs. Providence (11/15/21)	FREE THROWS:	12	vs. Rhode Island (12/9/20)
FT ATTEMPTS:	10	vs. Providence (11/15/21)	FT ATTEMPTS:	16	vs. Marquette (12/9/17)
REBOUNDS:	7 (3x)	MR vs. Iowa (1/6/22)	REBOUNDS:	13	at Penn State (1/11/20)
ASSISTS:	3 (5x)	MR at Purdue (1/3/22)	ASSISTS:	7	vs. Nebraska (12/22/20)
BLOCKS:	--		BLOCKS:	1 (3x)	MR vs. Mich. State (3/16/19)
STEALS:	3	vs. Providence (11/15/21)	STEALS:	5	vs. Illinois (2/27/21)
MINUTES:	39	vs. Providence (11/15/21)	MINUTES:	44	vs. Minnesota (2/19/18)

GAME-BY-GAME STATISTICS

Opponent	Date	gs	min	Total		3-Pointers		Free throws		Rebounds				pf	a	t/o	blk	stl	pts	avg	
				fg-fga	pct	3fg-fga	pct	ft-fga	pct	off	def	tot	avg								
ST. FRANCIS BROOKLYN	11/09/21	*	23	3-8	.375	2-4	.500	0-1	.000	0	6	6	6.0	2	2	1	0	2	8	8.0	
GREEN BAY	11/12/21	*	24	5-8	.625	1-4	.250	4-4	1.000	2	1	3	4.5	2	2	1	0	1	15	11.5	
PROVIDENCE	11/15/21	*	39	7-17	.412	3-11	.273	8-10	.800	1	6	7	5.3	4	0	2	0	3	25	16.0	
vs Texas A&M	11/22/21	*	35	5-16	.313	3-11	.273	6-6	1.000	0	7	7	5.8	2	3	1	0	0	19	16.8	
vs Houston	11/23/21	*	28	2-6	.333	1-5	.200	4-4	1.000	0	4	4	5.4	4	2	1	0	1	9	15.2	
vs Saint Mary's (CA)	11/24/21	*	35	1-10	.100	1-7	.143	1-2	.500	1	2	3	5.0	3	1	0	0	0	4	13.3	
at Georgia Tech	12/01/21	*	37	9-16	.563	5-9	.556	4-5	.800	0	1	1	4.4	2	3	1	0	0	27	15.3	
MARQUETTE	12/04/21	*	33	6-12	.500	4-8	.500	4-5	.800	0	4	4	4.4	1	1	0	0	0	20	15.9	
INDIANA	12/08/21	*	34	3-12	.250	2-7	.286	0-0	.000	0	4	4	4.3	1	3	1	0	1	8	15.0	
at Ohio St.	12/11/21	*	28	4-12	.333	3-6	.500	2-2	1.000	0	5	5	4.4	3	0	1	0	0	13	14.8	
NICHOLLS ST.	12/15/21	*	35	5-12	.417	4-9	.444	5-6	.833	0	1	1	4.1	5	2	1	0	1	19	15.2	
ILLINOIS ST.	12/29/21	*	38	1-10	.100	1-9	.111	4-4	1.000	1	4	5	4.2	2	3	0	0	0	7	14.5	
at Purdue	01/03/22	*	38	5-11	.455	3-6	.500	2-2	1.000	0	3	3	4.1	1	3	0	0	0	15	14.5	
IOWA	01/06/22	*	32	6-11	.545	1-3	.333	5-5	1.000	3	4	7	4.3	1	2	1	0	1	18	14.8	
at Maryland	01/09/22	*	38	3-10	.300	1-7	.143	4-6	.667	1	2	3	4.2	1	2	1	0	1	11	14.5	
Totals			15	497	65-171	.380	35-106	.330	53-62	.855	9	54	63	4.2	34	29	12	0	11	218	14.5
Games played: 15										Rebounds/game: 4.2											
Minutes/game: 33.1										Assists/game: 1.9											
Points/game: 14.5										Turnovers/game: 0.8											
FG Pct: 38.0										Assist/turnover ratio: 2.4											
3FG Pct: 33.0										Steals/game: 0.7											
FT Pct: 85.5																					

CAREER STATISTICS																		
Overall				3-Point					Rebounding									
Year	GP-GS	Min/Avg	FG-FGA	Pct	FG-FGA	Pct	FT-FTA	Pct	Off-Def	Tot	Avg	PF-FO	Ast	TO	Blk	Stl	Pts/Avg	
2017-18	33-29	1028/31.2	124-306	.405	60-169	.355	90-110	.818	10-66	76	2.3	109-0	83	59	1	40	398/12.1	
2018-19	34-34	1096/32.2	115-299	.385	52-149	.349	76-94	.809	10-101	111	3.3	79-0	62	34	2	36	358/10.5	
2019-20	30-30	927/30.9	92-233	.395	47-131	.359	65-77	.844	16-113	129	4.3	73-0	56	27	0	23	296/9.9	
2020-21	31-31	960/31.0	91-264	.345	63-162	.389	66-76	.868	10-99	109	3.5	72-0	73	72	0	33	311/10.0	
2021-22	15-15	493/32.9	65-170	.382	35-105	.333	53-62	.855	9-54	63	4.2	34-1	29	12	0	11	218/14.5	
Total	143-139	4504/31.5	487-1272	.383	257-716	.359	350-419	.835	55-433	488	3.4	367-1	303	159	3	143	1581/11.1	
Conference				3-Point					Rebounding									
Year	GP-GS	Min/Avg	FG-FGA	Pct	FG-FGA	Pct	FT-FTA	Pct	Off-Def	Tot	Avg	PF-FO	Ast	TO	Blk	Stl	Pts/Avg	
2017-18	18-18	598/33.2	67-175	.383	34-96	.354	47-53	.887	5-41	46	2.6	64-0	51	41	1	19	215/11.9	
2018-19	20-20	667/33.4	72-186	.387	32-87	.368	39-51	.765	6-64	70	3.5	51-0	37	18	1	15	215/10.8	
2019-20	19-19	593/31.2	56-149	.376	32-87	.368	42-52	.808	9-76	85	4.5	47-0	31	15	0	11	186/9.8	
2020-21	20-20	636/31.8	54-178	.303	38-108	.352	28-34	.824	9-67	76	3.8	50-0	47	18	0	25	174/8.7	
2021-22	5-5	170/34.0	21-56	.375	10-29	.345	13-15	.867	4-18	22	4.4	7-0	10	4	0	3	65/13.0	
Total	82-82	2664/32.5	270-744	.363	146-407	.359	169-205	.824	33-266	299	3.6	219-0	176	96	2	73	855/10.4	

Individual Game by Game

2 | JORDAN DAVIS

Sophomore | Guard | 6-4 | 198
La Crosse, Wis. | La Crosse Central High School

GAME-BY-GAME STATISTICS

Opponent	Date	gs	min	Total		3-Pointers		Free throws		Rebounds				pf	a	t/o	blk	stl	pts	avg
				fg-fga	pct	3fg-fga	pct	ft-fia	pct	off	def	tot	avg							
ST. FRANCIS BROOKLYN	11/09/21	4		1-2	.500	1-2	.500	0-0	.000	0	0	0	0.0	0	0	1	0	0	3	3.0
GREEN BAY	11/12/21	7		2-2	1.000	0-0	.000	0-0	.000	1	1	2	1.0	2	0	1	0	1	4	3.5
PROVIDENCE	11/15/21	0		1-1	1.000	1-1	1.000	0-0	.000	0	0	0	0.7	0	0	0	0	0	3	3.3
vs Texas A&M	11/22/21	6		1-1	1.000	1-1	1.000	0-0	.000	1	3	4	1.5	1	0	0	0	1	3	3.3
vs Houston	11/23/21	5		0-0	.000	0-0	.000	0-0	.000	0	1	1	1.4	1	0	0	0	0	0	2.6
MARQUETTE	12/04/21	3		0-0	.000	0-0	.000	0-0	.000	0	0	0	1.2	0	0	1	0	0	0	2.2
INDIANA	12/08/21	12		1-4	.250	1-4	.250	0-0	.000	0	1	1	1.1	0	0	0	0	0	3	2.3
at Ohio St.	12/11/21	16		1-2	.500	0-0	.000	0-1	.000	1	1	2	1.3	0	0	0	1	1	2	2.3
NICHOLLS ST.	12/15/21	7		0-1	.000	0-1	.000	0-0	.000	1	1	2	1.3	0	1	0	0	0	0	2.0
ILLINOIS ST.	12/29/21	8		0-0	.000	0-0	.000	0-0	.000	0	0	0	1.2	2	0	0	0	0	0	1.8
at Purdue	01/03/22	5		0-1	.000	0-1	.000	0-0	.000	0	2	2	1.3	1	0	0	0	1	0	1.6
IOWA	01/06/22	1		0-0	.000	0-0	.000	0-0	.000	0	0	0	1.2	0	0	0	0	0	0	1.5
at Maryland	01/09/22	4		1-1	1.000	1-1	1.000	0-0	.000	0	0	0	1.1	1	0	1	0	0	3	1.6
Totals		0	78	8-15	.533	5-11	.455	0-1	.000	4	10	14	1.1	8	1	4	1	4	21	1.6

CAREER STATISTICS

Overall			3-Point						Rebounding											
Year	GP-GS	Min/Avg	FG-FGA	Pct	FG-FGA	Pct	FT-FTA	Pct	Off-Def	Tot	Avg	PF-FO	Ast	TO	Blk	Stl	Pts/Avg			
2020-21	13-0	19/1.5	3-6	.500	2-5	.400	0-0	---	0-1	1	0.1	0-0	0	1	0	0	8/0.6			
2021-22	13-0	80/6.2	8-15	.533	5-11	.455	0-1	.000	4-10	14	1.1	8-0	1	4	1	4	21/1.6			
Total	26-0	99/3.8	11-21	.524	7-16	.438	0-1	.000	4-11	15	0.6	8-0	1	5	1	4	29/1.1			
Conference			3-Point						Rebounding											
Year	GP-GS	Min/Avg	FG-FGA	Pct	FG-FGA	Pct	FT-FTA	Pct	Off-Def	Tot	Avg	PF-FO	Ast	TO	Blk	Stl	Pts/Avg			
2020-21	8-0	9/1.1	1-4	.250	0-3	.000	0-0	---	0-1	1	0.1	0-0	0	1	0	0	2/0.3			
2021-22	5-0	38/7.6	3-8	.375	2-6	.333	0-1	.000	1-4	5	1.0	2-0	0	1	1	2	8/1.6			
Total	13-0	47/3.6	4-12	.333	2-9	.222	0-1	.000	1-5	6	0.5	2-0	0	2	1	2	10/0.8			

4 | CARTER HIGGINBOTTOM

Junior | Guard | 6-0 | 193
Chicago, Ill. | St. Ignatius High School

GAME-BY-GAME STATISTICS

Opponent	Date	gs	min	Total		3-Pointers		Free throws		Rebounds				pf	a	t/o	blk	stl	pts	avg
				fg-fga	pct	3fg-fga	pct	ft-fia	pct	off	def	tot	avg							
ST. FRANCIS BROOKLYN	11/09/21	1		0-0	.000	0-0	.000	0-0	.000	0	0	0	0.0	0	0	1	0	0	0	0.0
GREEN BAY	11/12/21	2		0-0	.000	0-0	.000	0-0	.000	0	0	0	0.0	0	0	0	0	0	0	0.0
MARQUETTE	12/04/21	1		0-0	.000	0-0	.000	0-0	.000	0	0	0	0.0	2	0	1	0	0	0	0.0
IOWA	01/06/22	1		0-1	.000	0-0	.000	0-0	.000	0	0	0	0.0	0	0	0	0	0	0	0.0
Totals		0	5	0-1	.000	0-0	.000	0-0	.000	0	0	0	0.0	2	0	2	0	0	0	0.0

CAREER STATISTICS

Overall			3-Point					Rebounding									
Year	GP-GS	Min/Avg	FG-FGA	Pct	FG-FGA	Pct	FT-FTA	Pct	Off-Def	Tot	Avg	PF-FO	Ast	TO	Blk	Stl	Pts/Avg
2018-19																	
REDSHIRT SEASON																	
2019-20	9-0	9/1.0	0-1	.000	0-0	--	---	--	0-1	1	0.1	0-0	0	1	0	0	0/0.0
2020-21	9-0	10/1.1	0-4	.000	0-0	--	0-2	.000	0-0	0	.000	1-0	1	2	0	1	0/0.0
2021-22	4-0	5/1.3	0-1	.000	---	---	---	---	0-0	0	.000	2-0	0	2	0	0	0/0.0
Total	22-0	24/1.1	0-6	.000	0-0	---	0-2	.000	0-1	1	0.04	3-0	1	5	0	1	0/0.0
Conference			3-Point					Rebounding									
Year	GP-GS	Min/Avg	FG-FGA	Pct	FG-FGA	Pct	FT-FTA	Pct	Off-Def	Tot	Avg	PF-FO	Ast	TO	Blk	Stl	Pts/Avg
2018-19																	
REDSHIRT SEASON																	
2019-20	4-0	4/1.0	0-1	.000	0-0	---	0-0	---	0-0	0	0.0	0-0	0	0	0	0	0/0.0
2020-21	4-0	5/1.3	0-1	.000	0-0	---	0-2	.000	0-0	0	0.0	1-0	0	1	0	0	0/0.0
2021-22	1-0	1/1.0	0-1	.000	0-0	---	0-0	---	---	---	---	---	---	---	---	---	---
Total	9-0	10/1.1	0-3	.000	0-0	---	0-2	.000	0-0	0	0.0	1	0	1	0	0	0/0.0

SEASON HIGHS

POINTS: 4 vs. Green Bay (11/12/21)
FIELD GOALS: 2 vs. Green Bay (11/12/21)
FG ATTEMPTS: 4 vs. Indiana (12/8/21)
3-POINT FGS: 1 (5x) MR at Maryland (1/9/22)
3-POINT FGAS: 4 vs. Indiana (12/8/21)
FREE THROWS: --
FT ATTEMPTS: 1 at Ohio State (12/11/21)
REBOUNDS: 4 vs. Texas A&M (11/22/21)
ASSISTS: 1 vs. Nicholls (12/15/21)
BLOCKS: --
STEALS: 1 (4x) MR at Purdue (1/3/22)
MINUTES: 16 at Ohio State (12/11/21)

CAREER HIGHS

POINTS: 4 vs. Green Bay (11/12/21)
FIELD GOALS: 2 vs. Green Bay (11/12/21)
FG ATTEMPTS: 3 at Michigan (1/12/21)
3-POINT FGS: 1 (7x) MR at Maryland (1/9/22)
3-POINT FGAS: 4 vs. Indiana (12/8/21)
FREE THROWS: --
FT ATTEMPTS: 1 at Ohio State (12/11/21)
REBOUNDS: 4 vs. Texas A&M (11/22/21)
ASSISTS: 1 vs. Nicholls (12/15/21)
BLOCKS: --
STEALS: 1 (4x) MR at Purdue (1/3/22)
MINUTES: 16 at Ohio State (12/11/21)

SEASON HIGHS

POINTS: --
FIELD GOALS: --
FG ATTEMPTS: --
3-POINT FGS: --
3-POINT FGAS: --
FREE THROWS: --
FT ATTEMPTS: --
REBOUNDS: --
ASSISTS: --
BLOCKS: --
STEALS: --
MINUTES: 2 vs. Green Bay (11/12/21)

CAREER HIGHS

POINTS: --
FIELD GOALS: --
FG ATTEMPTS: 1 (5x) MR vs. Penn State (2/2/21)
3-POINT FGS: --
3-POINT FGAS: --
FREE THROWS: --
FT ATTEMPTS: 2 at Nebraska (2/10/21)
REBOUNDS: 1 vs. Milwaukee (12/21/19)
ASSISTS: 1 vs. Green Bay (12/1/20)
BLOCKS: --
STEALS: 1 vs. North Carolina (3/19/21)
MINUTES: 2 (4x) MR vs. Green Bay (11/12/21)

Individual Game by Game

10 | ISAAC LINDSEY

Sophomore | Guard | 6-4 | 184
Mineral Point, Wis. | Mineral Point High School (UNLV)

GAME-BY-GAME STATISTICS

Opponent	Date	gs	min	Total		3-Pointers		Free throws		Rebounds				pf	a	t/o	blk	stl	pts	avg
				fg-fga	pct	3fg-fga	pct	ft-fia	pct	off	def	tot	avg							
ST. FRANCIS BROOKLYN	11/09/21	2		0-0	.000	0-0	.000	0-0	.000	0	0	0	0.0	0	0	0	0	0	0	0.0
GREEN BAY	11/12/21	4		0-1	.000	0-0	.000	0-0	.000	0	0	0	0.0	0	0	0	0	0	0	0.0
ILLINOIS ST.	12/29/21	2		1-3	.333	1-3	.333	0-0	.000	0	0	0	0.0	0	0	0	0	0	3	1.0
IOWA	01/06/22	1		0-0	.000	0-0	.000	0-0	.000	0	0	0	0.0	0	0	0	0	0	0	0.8
Totals		0	9	1-4	.250	1-3	.333	0-0	.000	0	0	0	0.0	0	0	0	0	0	3	0.8

CAREER STATISTICS

Overall		3-Point				Rebounding													
Year	GP-GS	Min/Avg	FG-FGA	Pct	FG-FGA	Pct	FT-FTA	Pct	Off-Def	Tot	Avg	PF-FO	Ast	TO	Blk	Stl	Pts	Avg	
2021-22	4-0	9/2.3	1-4	.250	1-2	.500	---	---	---	---	---	---	---	---	---	---	3/0.8		
Total	4-0	9/2.3	1-4	.250	1-2	.500	---	---	---	---	---	---	---	---	---	---	3/0.8		

Conference		3-Point				Rebounding													
Year	GP-GS	Min/Avg	FG-FGA	Pct	FG-FGA	Pct	FT-FTA	Pct	Off-Def	Tot	Avg	PF-FO	Ast	TO	Blk	Stl	Pts	Avg	
2021-22	1-0	1/1.0	---	---	---	---	---	---	---	---	---	---	---	---	---	---	---		
Total	1-0	1/1.0	---	---	---	---	---	---	---	---	---	---	---	---	---	---	---		

SEASON HIGHS

POINTS: 3 vs. Illinois St (12/29/21)
FIELD GOALS: 1 vs. Illinois St (12/29/21)
FG ATTEMPTS: 3 vs. Illinois St (12/29/21)
3-POINT FGS: 1 vs. Illinois St (12/29/21)
3-POINT FGAS: 2 vs. Illinois St (12/29/21)
FREE THROWS: --
FT ATTEMPTS: --
REBOUNDS: --
ASSISTS: --
BLOCKS: --
STEALS: --
MINUTES: 4 vs. Green Bay (11/12/21)

CAREER HIGHS

POINTS: 3 vs. Illinois St (12/29/21)
FIELD GOALS: 1 vs. Illinois St (12/29/21)
FG ATTEMPTS: 3 vs. Illinois St (12/29/21)
3-POINT FGS: 1 vs. Illinois St (12/29/21)
3-POINT FGAS: 2 vs. Illinois St (12/29/21)
FREE THROWS: --
FT ATTEMPTS: --
REBOUNDS: --
ASSISTS: --
BLOCKS: --
STEALS: --
MINUTES: 4 vs. Green Bay (11/12/21)

11 | LORNE BOWMAN II

Freshman | Guard | 6-2 | 210
Detroit, Mich. | St. Mary's High School

GAME-BY-GAME STATISTICS

Opponent	Date	gs	min	Total		3-Pointers		Free throws		Rebounds				pf	a	t/o	blk	stl	pts	avg
				fg-fga	pct	3fg-fga	pct	ft-fia	pct	off	def	tot	avg							
ST. FRANCIS BROOKLYN	11/09/21	15		3-7	.429	3-4	.750	0-0	.000	2	2	4	4.0	0	1	1	0	0	9	9.0
GREEN BAY	11/12/21	15		1-3	.333	1-2	.500	0-0	.000	0	1	1	2.5	4	1	1	0	3	3	6.0
PROVIDENCE	11/15/21	11		1-3	.333	1-2	.500	0-0	.000	0	0	0	1.7	1	0	1	0	0	3	5.0
vs Texas A&M	11/22/21	11		0-1	.000	0-0	.000	2-2	1.000	0	0	0	1.3	1	1	0	0	1	2	4.3
vs Houston	11/23/21	12		1-1	1.000	0-0	.000	0-1	0.000	0	0	0	1.0	1	0	1	0	0	2	3.8
vs Saint Mary's (CA)	11/24/21	11		2-5	.400	1-2	.500	0-0	.000	0	0	0	0.8	1	0	1	0	0	5	4.0
at Georgia Tech	12/01/21	8		2-3	.667	1-2	.500	0-0	.000	0	2	2	1.0	1	0	0	0	0	5	4.1
MARQUETTE	12/04/21	11		2-4	.500	1-3	.333	0-0	.000	0	1	1	1.0	2	0	3	0	0	5	4.3
NICHOLLS ST.	12/15/21	13		1-2	.500	1-2	.500	1-3	.333	0	3	3	1.2	0	0	1	0	0	4	4.2
at Purdue	01/03/22	5		0-0	.000	0-0	.000	0-0	.000	0	0	0	1.1	0	1	0	0	0	0	3.8
IOWA	01/06/22	9		0-3	.000	0-1	.000	0-0	.000	0	0	0	1.0	2	0	1	0	0	0	3.5
at Maryland	01/09/22	8		0-1	.000	0-0	.000	0-0	.000	0	1	1	1.0	1	2	1	0	1	0	3.2
Totals		0	129	13-33	.394	9-18	.500	3-6	.500	2	10	12	1.0	14	6	11	0	5	38	3.2

CAREER STATISTICS

Overall		3-Point				Rebounding													
Year	GP-GS	Min/Avg	FG-FGA	Pct	FG-FGA	Pct	FT-FTA	Pct	Off-Def	Tot	Avg	PF-FO	Ast	TO	Blk	Stl	Pts	Avg	
2021-22	12-0	130/10.8	13-33	.394	9-18	.500	3-6	.500	2-10	12	1.0	14-0	6	11	0	5	38/3.2		
Total	12-0	130/10.8	13-33	.394	9-18	.500	3-6	.500	2-10	12	1.0	14-0	6	11	0	5	38/3.2		

Conference		3-Point				Rebounding													
Year	GP-GS	Min/Avg	FG-FGA	Pct	FG-FGA	Pct	FT-FTA	Pct	Off-Def	Tot	Avg	PF-FO	Ast	TO	Blk	Stl	Pts	Avg	
2021-22	3-0	22/7.3	0-4	.000	0-1	.000	---	---	0-1	1	0.3	3-0	3	2	---	1	---		
Total	3-0	22/7.3	0-4	.000	0-1	.000	---	---	0-1	1	0.3	3-0	3	2	---	1	---		

SEASON HIGHS

POINTS: 9 vs. St. Francis Bkn (11/9/21)
FIELD GOALS: 3 vs. St. Francis Bkn (11/9/21)
FG ATTEMPTS: 7 vs. St. Francis Bkn (11/9/21)
3-POINT FGS: 3 vs. St. Francis Bkn (11/9/21)
3-POINT FGAS: 4 vs. St. Francis Bkn (11/9/21)
FREE THROWS: 2 vs. Texas A&M (11/22/21)
FT ATTEMPTS: 3 vs. Nicholls (12/15/21)
REBOUNDS: 4 vs. St. Francis Bkn (11/9/21)
ASSISTS: 2 at Maryland (1/9/22)
BLOCKS: --
STEALS: 1 (2x) MR at Maryland (1/9/22)
MINUTES: 15 vs. St. Francis Bkn (11/9/21)

CAREER HIGHS

POINTS: 9 vs. St. Francis Bkn (11/9/21)
FIELD GOALS: 3 vs. St. Francis Bkn (11/9/21)
FG ATTEMPTS: 7 vs. St. Francis Bkn (11/9/21)
3-POINT FGS: 3 vs. St. Francis Bkn (11/9/21)
3-POINT FGAS: 4 vs. St. Francis Bkn (11/9/21)
FREE THROWS: 2 vs. Texas A&M (11/22/21)
FT ATTEMPTS: 3 vs. Nicholls (12/15/21)
REBOUNDS: 4 vs. St. Francis Bkn (11/9/21)
ASSISTS: 2 at Maryland (1/9/22)
BLOCKS: --
STEALS: 1 (2x) MR at Maryland (1/9/22)
MINUTES: 15 vs. St. Francis Bkn (11/9/21)

Individual Game by Game

13 | JUSTIN TAPHORN

Freshman | Guard | 6-5 | 198
Pekin, Ill. | Pekin High School

GAME-BY-GAME STATISTICS

Opponent	Date	gs	min	Total		3-Pointers		Free throws		Rebounds				pf	a	t/o	blk	stl	pts	avg
				fg-fga	pct	3fg-fga	pct	ft-fia	pct	off	def	tot	avg							
ST. FRANCIS BROOKLYN	11/09/21	1		0-0	.000	0-0	.000	0-0	.000	0	0	0	0.0	0	0	0	0	0	0	0.0
GREEN BAY	11/12/21	2		0-0	.000	0-0	.000	0-0	.000	0	0	0	0.0	0	0	0	0	0	0	0.0
MARQUETTE	12/04/21	1		0-0	.000	0-0	.000	0-0	.000	0	0	0	0.0	0	0	0	0	0	0	0.0
Totals		0	4	0-0	.000	0-0	.000	0-0	.000	0	0	0	0.0	0	0	0	0	0	0	0.0

CAREER STATISTICS

Overall	3-Point								Rebounding								
Year	GP-GS	Min/Avg	FG-FGA	Pct	FG-FGA	Pct	FT-FTA	Pct	Off-Def	Tot	Avg	PF-FO	Ast	TO	Blk	Stl	Pts/Avg
2020-21	6-0	8/1.3	0-1	.000	0-1	.000	---	---	0-0	0	---	0-0	0	1	0	0	0/0.0
2021-22	3-0	4/1.3	0-0	.000	0-0	.000	---	---	0-0	0	---	0-0	0	0	0	0	0/0.0
Total	9-0	12/1.3	0-1	.000	0-1	.000	---	---	0-0	0	---	0-0	0	1	0	0	0/0.0
Overall	3-Point								Rebounding								
Year	GP-GS	Min/Avg	FG-FGA	Pct	FG-FGA	Pct	FT-FTA	Pct	Off-Def	Tot	Avg	PF-FO	Ast	TO	Blk	Stl	Pts/Avg
2020-21	2-0	2/1.0	0-0	---	0-0	---	0-0	---	0-0	0	0.0	0-0	0	0	0	0	0/0.0
2021-22	---	---	---	---	---	---	---	---	---	---	---	---	---	---	---	---	---/--
Total	2-0	2/1.0	0-0	---	0-0	---	0-0	---	0-0	0	0.0	0-0	0	0	0	0	0/0.0

SEASON HIGHS

POINTS: --
FIELD GOALS: --
FG ATTEMPTS: --
3-POINT FGS: --
3-POINT FGAS: --
FREE THROWS: --
FT ATTEMPTS: --
REBOUNDS: --
ASSISTS: --
BLOCKS: --
STEALS: --
MINUTES: 2 vs. Green Bay (11/12/21)

CAREER HIGHS

POINTS: --
FIELD GOALS: --
FG ATTEMPTS: 1 vs. Green Bay (12/1/20)
3-POINT FGS: --
3-POINT FGAS: 1 vs. Green Bay (12/1/20)
FREE THROWS: --
FT ATTEMPTS: --
REBOUNDS: --
ASSISTS: --
BLOCKS: --
STEALS: --
MINUTES: 2 vs. Green Bay (11/12/21)

14 | CARTER GILMORE

Freshman | Forward | 6-7 | 215
Hartland, Wis. | Arrowhead High School

GAME-BY-GAME STATISTICS

Opponent	Date	gs	min	Total		3-Pointers		Free throws		Rebounds				pf	a	t/o	blk	stl	pts	avg
				fg-fga	pct	3fg-fga	pct	ft-fia	pct	off	def	tot	avg							
ST. FRANCIS BROOKLYN	11/09/21	7	2-2	1,000	0-0	.000	1-2	.500	0	1	1	1.0	0	1	0	1	1	5	5.0	
GREEN BAY	11/12/21	14	0-4	.000	0-1	.000	0-0	.000	2	3	5	3.0	0	0	1	2	0	0	2.5	
PROVIDENCE	11/15/21	25	0-3	.000	0-1	.000	0-0	.000	0	5	5	3.7	2	0	0	0	0	0	1.7	
vs Texas A&M	11/22/21	11	0-0	.000	0-0	.000	1-2	.500	0	0	0	2.8	2	0	0	1	0	1	1.5	
vs Houston	11/23/21	9	0-1	.000	0-1	.000	0-0	.000	0	0	0	2.2	1	1	0	0	1	0	1.2	
vs Saint Mary's (CA)	11/24/21	12	1-1	1,000	0-0	.000	2-2	1.000	1	0	1	2.0	2	0	0	0	0	4	1.7	
at Georgia Tech	12/01/21	5	0-0	.000	0-0	.000	0-0	.000	0	1	1	1.9	1	0	0	0	0	0	1.4	
MARQUETTE	12/04/21	7	0-0	.000	0-0	.000	0-0	.000	1	0	1	1.8	3	1	0	0	0	0	1.3	
INDIANA	12/08/21	4	1-2	.500	0-1	.000	0-0	.000	0	0	0	1.6	0	0	0	0	0	2	1.3	
NICHOLLS ST.	12/15/21	4	0-0	.000	0-0	.000	0-1	.000	0	0	0	1.4	1	0	0	0	0	0	1.2	
ILLINOIS ST.	12/29/21	13	1-1	1,000	1-1	1.000	0-0	.000	0	2	2	1.5	1	0	1	0	0	3	1.4	
at Purdue	01/03/22	19	0-3	.000	0-3	.000	0-0	.000	2	0	2	1.5	1	1	1	0	0	0	1.3	
IOWA	01/06/22	8	1-2	.500	0-1	.000	0-0	.000	0	0	0	1.4	3	0	0	0	0	2	1.3	
at Maryland	01/09/22	9	1-2	.500	0-0	.000	0-0	.000	0	0	0	1.3	2	0	0	0	0	2	1.4	
Totals		0	147	7-21	.333	1-9	.111	4-7	.571	6	12	18	1.3	19	4	3	4	2	19	1.4

CAREER STATISTICS

Overall	3-Point								Rebounding								
Year	GP-GS	Min/Avg	FG-FGA	Pct	FG-FGA	Pct	FT-FTA	Pct	Off-Def	Tot	Avg	PF-FO	Ast	TO	Blk	Stl	Pts/Avg
2020-21	9-0	17/1.9	1-5	.200	0-4	.000	0-0	.000	0-3	3	0.3	2-0	0	0	0	0	2/0.2
2021-22	14-0	141/10.1	7-21	.333	1-9	.111	4-7	.571	6-13	19	1.4	19-0	4	3	4	2	19/1.4
Total	23-0	158/6.9	8-26	.308	1-13	.077	4-7	.571	6-16	22	1.0	21-0	4	3	4	2	21/0.9
Overall	3-Point								Rebounding								
Year	GP-GS	Min/Avg	FG-FGA	Pct	FG-FGA	Pct	FT-FTA	Pct	Off-Def	Tot	Avg	PF-FO	Ast	TO	Blk	Stl	Pts/Avg
2020-21	4-0	8/2.0	0-2	.000	0-2	.000	0-0	---	0-1	1	0.3	1-0	0	0	0	0	0/0.0
2021-22	4-0	39/9.8	3-9	.333	0-5	.000	0-0	---	2-0	2	0.5	6-0	1	1	0	0	6/1.5
Total	8-0	47/5.9	3-11	.273	0-7	.000	0-0	---	2-1	3	0.4	7-0	1	1	0	0	6/0.8

SEASON HIGHS

POINTS: 5 vs. St. Francis Bkn (11/9/21)
FIELD GOALS: 2 vs. St. Francis Bkn (11/9/21)
FG ATTEMPTS: 3 (2x) MR at Purdue (1/3/22)
3-POINT FGS: 1 vs. Illinois St (12/29/21)
3-POINT FGAS: 3 at Purdue (1/3/22)
FREE THROWS: 2 vs. Saint Mary's (11/24/21)
FT ATTEMPTS: 2 (2x) MR vs. Saint Mary's (11/24/21)
REBOUNDS: 5 vs. Providence (11/15/21)
ASSISTS: 1 (4x) MR at Purdue (1/3/22)
BLOCKS: 1 vs. Texas A&M (11/22/21)
STEALS: 1 (2x) MR vs. Houston (11/23/21)
MINUTES: 25 vs. Providence (11/15/21)

CAREER HIGHS

POINTS: 5 vs. St. Francis Bkn (11/9/21)
FIELD GOALS: 2 vs. St. Francis Bkn (11/9/21)
FG ATTEMPTS: 3 (2x) MR at Purdue (1/3/22)
3-POINT FGS: 1 vs. Illinois St (12/29/21)
3-POINT FGAS: 3 at Purdue (1/3/22)
FREE THROWS: 2 vs. Saint Mary's (11/24/21)
FT ATTEMPTS: 2 (2x) MR vs. Saint Mary's (11/24/21)
REBOUNDS: 5 vs. Providence (11/15/21)
ASSISTS: 1 (4x) MR at Purdue (1/3/22)
BLOCKS: 1 vs. Texas A&M (11/22/21)
STEALS: 1 (2x) MR vs. Houston (11/23/21)
MINUTES: 25 vs. Providence (11/15/21)

Individual Game by Game

35 | MARKUS ILVER

Freshman | Forward | 6-8 | 247
Tallinn, Estonia | Western Reserve Academy

GAME-BY-GAME STATISTICS

Opponent	Date	gs	min	Total		3-Pointers		Free throws		Rebounds				pf	a	tlo	blk	stl	pts	avg
				fg-fga	pct	3fg-fga	pct	ft-fia	pct	off	def	tot	avg							
ST. FRANCIS BROOKLYN	11/09/21	7		1-2	.500	0-1	.000	0-0	.000	0	0	0	0.0	1	0	0	0	0	2	2.0
GREEN BAY	11/12/21	11		0-4	.000	0-2	.000	3-4	.750	1	3	4	2.0	4	0	1	0	0	3	2.5
PROVIDENCE	11/15/21	2		0-0	.000	0-0	.000	0-0	.000	0	0	0	1.3	0	0	0	0	0	0	1.7
MARQUETTE	12/04/21	2		0-1	.000	0-1	.000	0-0	.000	0	0	0	1.0	0	0	0	0	0	0	1.3
at Ohio St.	12/11/21	3		0-1	.000	0-1	.000	0-0	.000	0	0	0	0.8	0	0	0	0	0	0	1.0
ILLINOIS ST.	12/29/21	2		0-0	.000	0-0	.000	0-0	.000	0	0	0	0.7	0	0	0	0	0	0	0.8
IOWA	01/06/22	1		0-0	.000	0-0	.000	0-0	.000	0	0	0	0.6	1	0	1	0	0	0	0.7
Totals		0	28	1-8	.125	0-5	.000	3-4	.750	1	3	4	0.6	6	0	2	0	0	5	0.7

CAREER STATISTICS

Overall			3-Point						Rebounding									
Year	GP-GS	Min/Avg	FG-FGA	Pct	FG-FGA	Pct	FT-FTA	Pct	Off-Def	Tot	Avg	PF-FO	Ast	TO	Blk	Stl	Pts/Avg	
2021-22	7-0	27/3.9	1-8	.125	0-5	.000	3-4	.750	1-3	4	0.6	6-0	0	2	0	0	5/0.7	
Total	7-0	27/3.9	1-8	.125	0-5	.000	3-4	.750	1-3	4	0.6	6-0	0	2	0	0	5/0.7	
Conference			3-Point						Rebounding									
Year	GP-GS	Min/Avg	FG-FGA	Pct	FG-FGA	Pct	FT-FTA	Pct	Off-Def	Tot	Avg	PF-FO	Ast	TO	Blk	Stl	Pts/Avg	
2021-22	2-0	4/2.0	0-1	.000	0-1	.000	0-0	---	0-0	0	0.0	1-0	0	1	0	0	0/0.0	
Total	2-0	4/2.0	0-1	.000	0-1	.000	0-0	---	0-0	0	0.0	1-0	0	1	0	0	0/0.0	

SEASON HIGHS

POINTS: 3 vs. Green Bay (11/12/21)
FIELD GOALS: 1 vs. St. Francis Bkn (11/9/21)
FG ATTEMPTS: 4 vs. Green Bay (11/12/21)
3-POINT FGS: --
3-POINT FGAS: 2 vs. Green Bay (11/12/21)
FREE THROWS: 3 vs. Green Bay (11/12/21)
FT ATTEMPTS: 4 vs. Green Bay (11/12/21)
REBOUNDS: 4 vs. Green Bay (11/12/21)
ASSISTS: --
BLOCKS: --
STEALS: --
MINUTES: 11 vs. Green Bay (11/12/21)

CAREER HIGHS

POINTS: 3 vs. Green Bay (11/12/21)
FIELD GOALS: 1 vs. St. Francis Bkn (11/9/21)
FG ATTEMPTS: 4 vs. Green Bay (11/12/21)
3-POINT FGS: --
3-POINT FGAS: 2 vs. Green Bay (11/12/21)
FREE THROWS: 3 vs. Green Bay (11/12/21)
FT ATTEMPTS: 4 vs. Green Bay (11/12/21)
REBOUNDS: 4 vs. Green Bay (11/12/21)
ASSISTS: --
BLOCKS: --
STEALS: --
MINUTES: 11 vs. Green Bay (11/12/21)

SEASON STATISTICS

Updated Through January 9, 2022

RECORD:	OVERALL	HOME	AWAY	NEUTRAL
ALL GAMES	13-2	7-1	3-1	3-0
CONFERENCE	4-1	2-0	2-1	0-0
NON-CONFERENCE	9-1	5-1	1-0	3-0

##	Player	gp-gs	min	avg	Total		3-Point		F-Throw		Rebounds				pf	dq	a	to	blk	stl	pts	avg
					fg-fga	fg%	3fg-fga	3fg%	ft-fa	ft%	off	def	tot	avg								
01	Johnny Davis	13-13	452	34.8	104-229	.454	20-59	.339	62-77	.805	16	79	95	7.3	21	0	35	28	10	18	290	22.3
34	Brad Davison	15-15	497	33.1	65-171	.380	35-106	.330	53-62	.855	9	54	63	4.2	34	1	29	12	0	11	218	14.5
05	Tyler Wahl	15-15	440	29.3	57-114	.500	0-17	.000	39-55	.709	20	59	79	5.3	35	1	21	15	18	12	153	10.2
22	Steven Crowl	15-15	354	23.6	51-111	.459	11-36	.306	18-24	.750	29	45	74	4.9	38	1	16	13	5	4	131	8.7
23	Chucky Hepburn	15-15	467	31.1	34-99	.343	15-53	.283	26-30	.867	3	28	31	2.1	29	0	32	18	4	18	109	7.3
11	Lorne Bowman II	12-0	129	10.8	13-33	.394	9-18	.500	3-6	.500	2	10	12	1.0	14	0	6	11	0	5	38	3.2
33	Chris Vogt	15-0	198	13.2	17-39	.436	0-1	.000	10-16	.625	27	30	57	3.8	41	1	10	5	11	4	44	2.9
00	Jahcobi Neath	7-1	81	11.6	6-22	.273	1-6	.167	6-9	.667	5	11	16	2.3	8	0	5	2	1	3	19	2.7
20	Ben Carlson	14-1	136	9.7	11-35	.314	0-11	.000	3-6	.500	10	21	31	2.2	4	0	3	4	1	0	25	1.8
02	Jordan Davis	13-0	78	6.0	8-15	.533	5-11	.455	0-1	.000	4	10	14	1.1	8	0	1	4	1	4	21	1.6
14	Carter Gilmore	14-0	147	10.5	7-21	.333	1-9	.111	4-7	.571	6	12	18	1.3	19	0	4	3	4	2	19	1.4
10	Isaac Lindsey	4-0	9	2.3	1-4	.250	1-3	.333	0-0	.000	0	0	0	0.0	0	0	0	0	0	0	3	0.8
35	Markus Ilver	7-0	28	4.0	1-8	.125	0-5	.000	3-4	.750	1	3	4	0.6	6	0	0	2	0	0	5	0.7
04	Carter Higginbottom	4-0	5	1.3	0-1	.000	0-0	.000	0-0	.000	0	0	0	0.0	2	0	0	2	0	0	0	0.0
13	Justin Taphorn	3-0	4	1.3	0-0	.000	0-0	.000	0-0	.000	0	0	0	0.0	0	0	0	0	0	0	0	0.0
Team											28	25	53					4				
Total.....		15	3025		375-902	.416	98-335	.293	227-297	.764	160	387	547	36.5	259	4	162	123	55	81	1075	71.7
Opponents.....		15	3025		362-850	.426	101-295	.342	149-231	.645	135	401	536	35.7	294	7	169	183	57	64	974	64.9

TEAM STATISTICS	WIS	OPP	Date	Opponent	Score	Att.
SCORING	1075	974	11/09/21	ST. FRANCIS BROOKLYN	w 81-58	15735
Points per game	71.7	64.9	11/12/21	GREEN BAY	w 72-34	16005
Scoring margin	+6.7	-	11/15/21	PROVIDENCE	L 58-63	15773
FIELD GOALS-ATT	375-902	362-850	11/22/21	vs Texas A&M	w 69-58	0
Field goal pct	.416	.426	11/23/21	vs Houston	w 65-63	0
3 POINT FG-ATT	98-335	101-295	11/24/21	vs Saint Mary's (CA)	w 61-55	2901
3-point FG pct	.293	.342	12/01/21	at Georgia Tech	w 70-66	6302
3-pt FG made per game	6.5	6.7	12/04/21	MARQUETTE	w 89-76	17287
FREE THROWS-ATT	227-297	149-231	* 12/08/21	INDIANA	w 64-59	16013
Free throw pct	.764	.645	* 12/11/21	at Ohio St.	L 55-73	13856
F-Throws made per game	15.1	9.9	12/15/21	NICHOLLS ST.	w 71-68	15752
REBOUNDS	547	536	12/29/21	ILLINOIS ST.	w 89-85	15718
Rebounds per game	36.5	35.7	* 01/03/22	at Purdue	w 74-69	14804
Rebounding margin	+0.7	-	* 01/06/22	IOWA	w 87-78	15212
ASSISTS	162	169	* 01/09/22	at Maryland	w 70-69	10864
Assists per game	10.8	11.3				
TURNOVERS	123	183				
Turnovers per game	8.2	12.2				
Turnover margin	+4.0	-				
Assist/turnover ratio	1.3	0.9				
STEALS	81	64				
Steals per game	5.4	4.3				
BLOCKS	55	57				
Blocks per game	3.7	3.8				
ATTENDANCE	127495	48727				
Home games-Avg/Game	8-15937	4-11456				
Neutral site-Avg/Game	-	3-967				

* = Conference game

Score by Periods	1st	2nd	Totals
Wisconsin	505	570	1075
Opponents	448	526	974

BIG TEN STATISTICS

Updated Through January 9, 2022

RECORD:	OVERALL	HOME	AWAY	NEUTRAL
ALL GAMES	4-1	2-0	2-1	0-0
CONFERENCE	4-1	2-0	2-1	0-0
NON-CONFERENCE	0-0	0-0	0-0	0-0

##	Player	gp-gs	min	avg	Total		3-Point		F-Throw		Rebounds				pf	dq	a	to	blk	stl	pts	avg
					fg-fga	fg%	3fg-fga	3fg%	ft-fa	ft%	off	def	tot	avg								
01	Johnny Davis	5-5	185	37.0	49-100	.490	9-29	.310	22-29	.759	4	42	46	9.2	11	0	13	12	4	6	129	25.8
34	Brad Davison	5-5	170	34.0	21-56	.375	10-29	.345	13-15	.867	4	18	22	4.4	7	0	10	4	0	3	65	13.0
05	Tyler Wahl	5-5	133	26.6	20-37	.541	0-6	.000	13-18	.722	8	23	31	6.2	16	1	10	4	6	5	53	10.6
22	Steven Crowl	5-5	110	22.0	13-27	.481	2-8	.250	2-2	1.000	5	10	15	3.0	17	1	7	3	0	2	30	6.0
23	Chucky Hepburn	5-5	154	30.8	8-33	.242	4-19	.211	8-8	1.000	0	11	11	2.2	11	0	8	3	2	5	28	5.6
33	Chris Vogt	5-0	81	16.2	10-20	.500	0-0	.000	4-7	.571	9	7	16	3.2	17	1	4	1	6	2	24	4.8
02	Jordan Davis	5-0	38	7.6	3-8	.375	2-6	.333	0-1	.000	1	4	5	1.0	2	0	0	1	1	2	8	1.6
14	Carter Gilmore	4-0	40	10.0	3-9	.333	0-5	.000	0-0	.000	2	0	2	0.5	6	0	1	1	0	0	6	1.5
00	Jahcobi Neath	3-0	21	7.0	1-5	.200	0-2	.000	1-3	.333	1	5	6	2.0	2	0	2	1	0	0	3	1.0
20	Ben Carlson	5-0	40	8.0	1-8	.125	0-4	.000	2-4	.500	2	4	6	1.2	2	0	0	0	0	0	4	0.8
10	Isaac Lindsey	1-0	1	1.0	0-0	.000	0-0	.000	0-0	.000	0	0	0	0.0	0	0	0	0	0	0	0	0.0
35	Markus Ilver	2-0	4	2.0	0-1	.000	0-1	.000	0-0	.000	0	0	0	0.0	1	0	0	1	0	0	0	0.0
11	Lorne Bowman II	3-0	22	7.3	0-4	.000	0-1	.000	0-0	.000	0	1	1	0.3	3	0	3	2	0	1	0	0.0
04	Carter Higginbottom	1-0	1	1.0	0-1	.000	0-0	.000	0-0	.000	0	0	0	0.0	0	0	0	0	0	0	0	0.0
Team											9	5	14					2				
Total.....		5	1000		129-309	.417	27-110	.245	65-87	.747	45	130	175	35.0	95	3	58	35	19	26	350	70.0
Opponents.....		5	1000		131-292	.449	33-89	.371	53-84	.631	46	146	192	38.4	91	1	77	55	18	16	348	69.6

TEAM STATISTICS	WIS	OPP	Date	Opponent	Score	Att.
SCORING	350	348	* 12/08/21	INDIANA	w 64-59	16013
Points per game	70.0	69.6	* 12/11/21	at Ohio St.	L 55-73	13856
Scoring margin	+0.4	-	* 01/03/22	at Purdue	w 74-69	14804
FIELD GOALS-ATT	129-309	131-292	* 01/06/22	IOWA	w 87-78	15212
Field goal pct	.417	.449	* 01/09/22	at Maryland	w 70-69	10864
3 POINT FG-ATT	27-110	33-89	* = Conference game			
3-point FG pct	.245	.371				
3-pt FG made per game	5.4	6.6				
FREE THROWS-ATT	65-87	53-84				
Free throw pct	.747	.631				
F-Throws made per game	13.0	10.6				
REBOUNDS	175	192				
Rebounds per game	35.0	38.4				
Rebounding margin	-3.4	-				
ASSISTS	58	77				
Assists per game	11.6	15.4				
TURNOVERS	35	55				
Turnovers per game	7.0	11.0				
Turnover margin	+4.0	-				
Assist/turnover ratio	1.7	1.4				
STEALS	26	16				
Steals per game	5.2	3.2				
BLOCKS	19	18				
Blocks per game	3.8	3.6				
ATTENDANCE	31225	39524				
Home games-Avg/Game	2-15612	3-13175				
Neutral site-Avg/Game	-	0-0				

Score by Periods	1st	2nd	Totals
Wisconsin	161	189	350
Opponents	158	190	348

HOME STATISTICS

Updated Through January 6, 2022

RECORD:	OVERALL	HOME	AWAY	NEUTRAL
ALL GAMES	7-1	7-1	0-0	0-0
CONFERENCE	2-0	2-0	0-0	0-0
NON-CONFERENCE	5-1	5-1	0-0	0-0

##	Player	gp-gs	min	avg	Total		3-Point		F-Throw		Rebounds				pf	dq	a	to	blk	stl	pts	avg
					fg-fga	fg%	3fg-fga	3fg%	ft-fa	ft%	off	def	tot	avg								
01	Johnny Davis	6-6	195	32.5	44-102	.431	7-23	.304	29-37	.784	7	34	41	6.8	9	0	19	9	4	4	124	20.7
34	Brad Davison	8-8	258	32.2	36-90	.400	18-55	.327	30-35	.857	7	30	37	4.6	18	1	15	7	0	9	120	15.0
22	Steven Crowl	8-8	179	22.4	35-69	.507	7-19	.368	14-18	.778	20	26	46	5.8	13	0	12	5	3	2	91	11.4
05	Tyler Wahl	8-8	235	29.4	28-56	.500	0-8	.000	25-38	.658	14	36	50	6.3	15	0	13	9	9	5	81	10.1
23	Chucky Hepburn	8-8	245	30.6	23-60	.383	9-28	.321	18-21	.857	2	12	14	1.8	17	0	18	9	2	13	73	9.1
00	Jahcobi Neath	4-1	67	16.8	5-17	.294	1-4	.250	5-7	.714	5	9	14	3.5	7	0	4	2	1	3	16	4.0
11	Lorne Bowman II	6-0	74	12.3	8-22	.364	7-14	.500	1-3	.333	2	7	9	1.5	9	0	2	8	0	3	24	4.0
33	Chris Vogt	8-0	115	14.4	11-25	.440	0-1	.000	7-10	.700	18	20	38	4.8	19	0	6	3	5	3	29	3.6
20	Ben Carlson	7-1	90	12.9	9-27	.333	0-7	.000	2-3	.667	9	14	23	3.3	1	0	1	1	1	0	20	2.9
02	Jordan Davis	8-0	42	5.3	5-10	.500	3-8	.375	0-0	.000	2	3	5	0.6	4	0	1	3	0	1	13	1.6
14	Carter Gilmore	8-0	82	10.3	5-14	.357	1-5	.200	1-3	.333	3	11	14	1.8	10	0	2	2	3	1	12	1.5
35	Markus Ilver	6-0	25	4.2	1-7	.143	0-4	.000	3-4	.750	1	3	4	0.7	6	0	0	2	0	0	5	0.8
10	Isaac Lindsey	4-0	9	2.3	1-4	.250	1-3	.333	0-0	.000	0	0	0	0.0	0	0	0	0	0	0	3	0.8
04	Carter Higginbottom	4-0	5	1.3	0-1	.000	0-0	.000	0-0	.000	0	0	0	0.0	2	0	0	2	0	0	0	0.0
13	Justin Taphorn	3-0	4	1.3	0-0	.000	0-0	.000	0-0	.000	0	0	0	0.0	0	0	0	0	0	0	0	0.0
Team											18	17	35				2					
Total.....		8	1625		211-504	.419	54-179	.302	135-179	.754	108	222	330	41.2	130	1	93	64	28	44	611	76.4
Opponents.....		8	1625		200-475	.421	51-159	.321	70-118	.593	75	205	280	35.0	167	6	88	91	37	32	521	65.1

TEAM STATISTICS

	WIS	OPP
SCORING	611	521
Points per game	76.4	65.1
Scoring margin	+11.3	-
FIELD GOALS-ATT	211-504	200-475
Field goal pct	.419	.421
3 POINT FG-ATT	54-179	51-159
3-point FG pct	.302	.321
3-pt FG made per game	6.8	6.4
FREE THROWS-ATT	135-179	70-118
Free throw pct	.754	.593
F-Throws made per game	16.9	8.8
REBOUNDS	330	280
Rebounds per game	41.2	35.0
Rebounding margin	+6.3	-
ASSISTS	93	88
Assists per game	11.6	11.0
TURNOVERS	64	91
Turnovers per game	8.0	11.4
Turnover margin	+3.4	-
Assist/turnover ratio	1.5	1.0
STEALS	44	32
Steals per game	5.5	4.0
BLOCKS	28	37
Blocks per game	3.5	4.6
ATTENDANCE	127495	0
Home games-Avg/Game	8-15937	0-0
Neutral site-Avg/Game	-	0-0

Date Opponent

Date	Opponent	Score	Att.
11/09/21	ST. FRANCIS BROOKLYN	w 81-58	15735
11/12/21	GREEN BAY	w 72-34	16005
11/15/21	PROVIDENCE	L 58-63	15773
12/04/21	MARQUETTE	w 89-76	17287
* 12/08/21	INDIANA	w 64-59	16013
12/15/21	NICHOLLS ST.	w 71-68	15752
12/29/21	ILLINOIS ST.	w 89-85	15718
* 01/06/22	IOWA	w 87-78	15212

* = Conference game

Score by Periods

	1st	2nd	Totals
Wisconsin	282	329	611
Opponents	248	273	521

ROAD/NEUTRAL STATISTICS

Updated Through January 9, 2022

RECORD:	OVERALL	HOME	AWAY	NEUTRAL
ALL GAMES	6-1	0-0	3-1	3-0
CONFERENCE	2-1	0-0	2-1	0-0
NON-CONFERENCE	4-0	0-0	1-0	3-0

##	Player	gp-gs	min	avg	Total		3-Point		F-Throw		Rebounds				pf	dq	a	to	blk	stl	pts	avg
					fg-fga	fg%	3fg-fga	3fg%	ft-fa	ft%	off	def	tot	avg								
01	Johnny Davis	7-7	257	36.7	60-127	.472	13-36	.361	33-40	.825	9	45	54	7.7	12	0	16	19	6	14	166	23.7
34	Brad Davison	7-7	239	34.1	29-81	.358	17-51	.333	23-27	.852	2	24	26	3.7	16	0	14	5	0	2	98	14.0
05	Tyler Wahl	7-7	205	29.3	29-58	.500	0-9	.000	14-17	.824	6	23	29	4.1	20	1	8	6	9	7	72	10.3
22	Steven Crowl	7-7	175	25.0	16-42	.381	4-17	.235	4-6	.667	9	19	28	4.0	25	1	4	8	2	2	40	5.7
23	Chucky Hepburn	7-7	222	31.7	11-39	.282	6-25	.240	8-9	.889	1	16	17	2.4	12	0	14	9	2	5	36	5.1
11	Lorne Bowman II	6-0	55	9.2	5-11	.455	2-4	.500	2-3	.667	0	3	3	0.5	5	0	4	3	0	2	14	2.3
33	Chris Vogt	7-0	83	11.9	6-14	.429	0-0	.000	3-6	.500	9	10	19	2.7	22	1	4	2	6	1	15	2.1
02	Jordan Davis	5-0	36	7.2	3-5	.600	2-3	.667	0-1	.000	2	7	9	1.8	4	0	0	1	1	3	8	1.6
14	Carter Gilmore	6-0	65	10.8	2-7	.286	0-4	.000	3-4	.750	3	1	4	0.7	9	0	2	1	1	1	7	1.2
00	Jahcobi Neath	3-0	14	4.7	1-5	.200	0-2	.000	1-2	.500	0	2	2	0.7	1	0	1	0	0	0	3	1.0
20	Ben Carlson	7-0	46	6.6	2-8	.250	0-4	.000	1-3	.333	1	7	8	1.1	3	0	2	3	0	0	5	0.7
35	Markus Ilver	1-0	3	3.0	0-1	.000	0-1	.000	0-0	.000	0	0	0	0.0	0	0	0	0	0	0	0	0.0
Team											10	8	18					2				
Total.....		7	1400		164-398	.412	44-156	.282	92-118	.780	52	165	217	31.0	129	3	69	59	27	37	464	66.3
Opponents.....		7	1400		162-375	.432	50-136	.368	79-113	.699	60	196	256	36.6	127	1	81	92	20	32	453	64.7

TEAM STATISTICS

WIS OPP

SCORING	464	453
Points per game	66.3	64.7
Scoring margin	+1.6	-
FIELD GOALS-ATT	164-398	162-375
Field goal pct	.412	.432
3 POINT FG-ATT	44-156	50-136
3-point FG pct	.282	.368
3-pt FG made per game	6.3	7.1
FREE THROWS-ATT	92-118	79-113
Free throw pct	.780	.699
F-Throws made per game	13.1	11.3
REBOUNDS	217	256
Rebounds per game	31.0	36.6
Rebounding margin	-5.6	-
ASSISTS	69	81
Assists per game	9.9	11.6
TURNOVERS	59	92
Turnovers per game	8.4	13.1
Turnover margin	+4.7	-
Assist/turnover ratio	1.2	0.9
STEALS	37	32
Steals per game	5.3	4.6
BLOCKS	27	20
Blocks per game	3.9	2.9
ATTENDANCE	0	48727
Home games-Avg/Game	0-0	4-11456
Neutral site-Avg/Game	-	3-967

Date Opponent

Score

Att.

11/22/21	vs Texas A&M	w	69-58	0
11/23/21	vs Houston	w	65-63	0
11/24/21	vs Saint Mary's (CA)	w	61-55	2901
12/01/21	at Georgia Tech	w	70-66	6302
* 12/11/21	at Ohio St.	L	55-73	13856
* 01/03/22	at Purdue	w	74-69	14804
* 01/09/22	at Maryland	w	70-69	10864

* = Conference game

Score by Periods

1st 2nd Totals

Wisconsin	223	241	464
Opponents	200	253	453

GAME-BY-GAME STATISTICS

WISCONSIN

Opponent	Date	Score		Total		3-Pointers		Free throws		Rebounds											pts	avg
				fg-fga	pct	3fg-fga	pct	ft-fa	pct	off	def	tot	avg	pf	a	t/o	blk	stl				
ST. FRANCIS BROOKLYN	11/09/21	81-58	W	29-66	.439	10-22	.455	13-18	.722	15	33	48	48.0	10	12	12	4	6	81	81.0		
GREEN BAY	11/12/21	72-34	W	24-64	.375	5-21	.238	19-21	.905	18	32	50	49.0	18	9	7	6	10	72	76.5		
PROVIDENCE	11/15/21	58-63	L	20-61	.328	5-27	.185	13-17	.765	11	24	35	44.3	19	5	7	4	4	58	70.3		
vs Texas A&M	11/22/21	69-58	W	23-58	.397	8-26	.308	15-17	.882	11	25	36	42.2	13	10	11	3	7	69	70.0		
vs Houston	11/23/21	65-63	W	23-49	.469	7-24	.292	12-15	.800	2	26	28	39.4	19	11	9	3	7	65	69.0		
vs Saint Mary's (CA)	11/24/21	61-55	W	21-56	.375	3-12	.250	16-18	.889	12	22	34	38.5	19	4	8	4	3	61	67.7		
at Georgia Tech	12/01/21	70-66	W	23-54	.426	9-24	.375	15-22	.682	8	20	28	37.0	18	13	8	5	4	70	68.0		
MARQUETTE	12/04/21	89-76	W	31-61	.508	10-24	.417	17-23	.739	7	28	35	36.8	15	14	11	3	5	89	70.6		
INDIANA	12/08/21	64-59	W	22-62	.355	5-23	.217	15-18	.833	11	30	41	37.2	15	12	4	6	4	64	69.9		
at Ohio St.	12/11/21	55-73	L	22-65	.338	6-26	.231	5-9	.556	5	23	28	36.3	19	7	8	5	7	55	68.4		
NICHOLLS ST.	12/15/21	71-68	W	24-55	.436	6-21	.286	17-27	.630	10	23	33	36.0	14	10	8	2	6	71	68.6		
ILLINOIS ST.	12/29/21	89-85	Wot	28-69	.406	8-24	.333	25-32	.781	21	24	45	36.8	19	16	7	2	3	89	70.3		
at Purdue	01/03/22	74-69	W	27-60	.450	6-24	.250	14-19	.737	9	25	34	36.5	22	13	7	2	5	74	70.6		
IOWA	01/06/22	87-78	W	33-66	.500	5-17	.294	16-23	.696	15	28	43	37.0	20	15	8	1	6	87	71.8		
at Maryland	01/09/22	70-69	W	25-56	.446	5-20	.250	15-18	.833	5	24	29	36.5	19	11	8	5	4	70	71.7		
Wisconsin		1075		375-902	.416	98-335	.293	227-297	.764	160	387	547	36.5	259	162	123	55	81	1075	71.7		
Opponents		974		362-850	.426	101-295	.342	149-231	.645	135	401	536	35.7	294	169	183	57	64	974	64.9		

Games played: 15

Points/game: 71.7

FG Pct: 41.6

3FG Pct: 29.3

FT Pct: 76.4

Rebounds/game: 36.5

Assists/game: 10.8

Turnovers/game: 8.2

Assist/turnover ratio: 1.3

Steals/game: 5.4

Blocks/game: 3.7

OPPONENT

Opponent	Date	Score		Total		3-Pointers		Free throws		Rebounds												pts	avg
				fg-fga	pct	3fg-fga	pct	ft-fga	pct	off	def	tot	avg	pf	a	t/o	blk	stl					
ST. FRANCIS BROOKLYN	11/09/21	81-58	W	25-63	.397	5-21	.238	3-4	.750	6	25	31	31.0	15	5	12	4	8	58	58.0			
GREEN BAY	11/12/21	72-34	W	12-51	.235	3-16	.188	7-15	.467	9	22	31	31.0	20	6	13	4	3	34	46.0			
PROVIDENCE	11/15/21	58-63	L	22-54	.407	8-22	.364	11-19	.579	12	32	44	35.3	18	11	15	6	3	63	51.7			
vs Texas A&M	11/22/21	69-58	W	19-49	.388	10-26	.385	10-14	.714	5	24	29	33.8	18	11	16	3	7	58	53.2			
vs Houston	11/23/21	65-63	W	23-54	.426	9-23	.391	8-15	.533	10	26	36	34.2	18	10	12	2	7	63	55.2			
vs Saint Mary's (CA)	11/24/21	61-55	W	21-50	.420	4-15	.267	9-12	.750	9	24	33	34.0	21	9	16	5	3	55	55.2			
at Georgia Tech	12/01/21	70-66	W	22-53	.415	6-16	.375	16-20	.800	10	26	36	34.3	20	7	10	3	5	66	56.7			
MARQUETTE	12/04/21	89-76	W	27-61	.443	9-26	.346	13-18	.722	7	25	32	34.0	20	13	13	3	4	76	59.1			
INDIANA	12/08/21	64-59	W	24-62	.387	5-13	.385	6-13	.462	14	30	44	35.1	19	14	9	4	2	59	59.1			
at Ohio St.	12/11/21	55-73	L	29-58	.500	6-19	.316	9-13	.692	8	41	49	36.5	14	15	14	4	4	73	60.5			
NICHOLLS ST.	12/15/21	71-68	W	30-62	.484	5-19	.263	3-8	.375	10	26	36	36.5	24	7	12	5	3	68	61.2			
ILLINOIS ST.	12/29/21	89-85	Wot	30-61	.492	9-22	.409	16-22	.727	11	25	36	36.4	29	13	9	4	5	85	63.2			
at Purdue	01/03/22	74-69	W	23-56	.411	8-20	.400	15-24	.625	13	27	40	36.7	17	19	12	0	2	69	63.6			
IOWA	01/06/22	87-78	W	30-61	.492	7-20	.350	11-19	.579	6	20	26	35.9	22	19	8	7	4	78	64.6			
at Maryland	01/09/22	70-69	W	25-55	.455	7-17	.412	12-15	.800	5	28	33	35.7	19	10	12	3	4	69	64.9			
Opponents		974		362-850	.426	101-295	.342	149-231	.645	135	401	536	35.7	294	169	183	57	64	974	64.9			
Wisconsin		1075		375-902	.416	98-335	.293	227-297	.764	160	387	547	36.5	259	162	123	55	81	1075	71.7			

Games played: 15

Points/game: 64.9

FG Pct: 42.6

3FG Pct: 34.2

FT Pct: 64.5

Rebounds/game: 35.7

Assists/game: 11.3

Turnovers/game: 12.2

Assist/turnover ratio: 0.9

Steals/game: 4.3

Blocks/game: 3.8

GAME 1: WISCONSIN 81, ST. FRANCIS BROOKLYN 58

Nov. 9, 2021 • Madison, Wis. • Kohl Center



Official Basketball Box Score - Final
St. Francis Brooklyn at Wisconsin
 11/09/21 Kohl Center, Madison
 2021-22 Men's Basketball

Game Time: 7:00 PM
 Game Duration: 1:48
 Attendance: 15,735

Officials: Rob Riley, Lamont Simpson, Michael Kibitz (A.)

St. Francis Brooklyn - 58

Record: 0-4

NO. Name	Min	FG	3P	FT	Rebounds	Fouls	TP	AS	TO	ST	Blocks	BA	+
1 Patrick Emilien	F 34:16	8-11	1-3	1-2	0 5 5	0 5	18	0	0	1	0	0	-20
12 Vuk Stevanic	F 19:20	1-3	0-1	0-0	1 2 2	0 1	2	0	0	0	2	0	-14
0 Tedrick Wilcox Jr.	G 12:13	1-3	1-2	0-0	2 2 4	0 3	0	0	0	1	0	0	-8
3 Rob Higgins	G 25:11	1-9	0-1	2-2	0 0 0	3 1	4	2	2	3	0	2	-12
11 Michael Cubbage	G 28:47	5-13	0-3	0-0	1 6 7	2 1	10	0	3	1	0	0	-24
32 Jack Hemphill	15:41	3-7	1-4	0-0	2 1 3	0 0	1	7	2	1	0	2	-9
5 Larry Moreno	15:11	0-5	0-4	0-0	0 1 1	1 1	0	0	1	0	0	0	-17
15 Trey Quarlesbaum	24:58	4-6	2-3	0-0	1 4 5	2 0	10	0	2	1	0	0	-18
4 Bahadai Haidani	10:43	0-2	0-0	0 0	1 1 1	0 0	8	0	1	0	0	1	-3
10 D'Andre Howell-South	08:37	2-3	0-0	0 0	0 0 0	2 0	4	0	1	1	0	1	3
31 Kasper Suorong	05:03	0-1	0-0	0-0	0 0 0	0 0	0	0	1	1	0	0	7
Team					1 4 5		0		0				
Totals		25-63	5-21	3-4	6 25 31	15 10	58	5	12	8	4	4	-23

Technical Fouls: NONE

Wisconsin - 81

Record: 1-0

NO. Name	Min	FG	3P	FT	Rebounds	Fouls	TP	AS	TO	ST	Blocks	BA	+
5 Tyler Wahl	F 17:09	1-3	0-1	3-4	1 3 4	2 2	5	1	2	0	0	0	6
22 Steven Crowl	F 18:56	4-9	0-1	3-4	3 5 8	0 2	2	11	0	2	0	1	11
1 Johnny Davis	G 26:25	6-15	2-6	1-2	1 2 3	0 4	15	5	0	2	0	0	23
23 Chucky Hepburn	G 23:14	4-7	2-3	3-4	0 1 1	3 2	13	1	2	0	0	0	18
34 Brad Davison	G 23:39	3-8	2-4	0-1	0 6 6	2 1	8	2	1	2	0	1	21
20 Ben Carlson	19:30	2-3	0-0	0-0	2 3 5	0 1	4	0	0	0	0	0	12
3 Chris Vogt	16:49	1-3	0-0	0-0	2 7 9	2 0	2	1	0	1	2	0	14
0 Jahcobi Neath	17:33	1-5	0-0	2-2	2 0 2	0 1	4	0	1	0	0	1	10
11 Lorne Bowman II	15:17	3-7	3-4	0-0	2 2 4	0 0	9	1	1	0	1	0	10
14 Carter Gilmore	07:00	2-2	0-0	1-2	0 1 1	0 2	5	1	0	1	1	0	2
35 Markus Iver	06:32	1-2	0-1	0-0	0 0 0	0 1	0	2	0	0	0	0	1
2 Jordan Davis	04:13	1-2	1-2	0-0	0 0 0	0 0	3	0	1	0	0	0	-4
10 Isaac Lindsey	02:14	0-0	0-0	0-0	0 0 0	0 0	0	0	0	0	0	0	-4
4 Carter Higginbottom	00:48	0-0	0-0	0-0	0 0 0	0 0	0	0	1	0	0	0	-7
13 Justin Taphorn	00:41	0-0	0-0	0-0	0 0 0	0 0	0	0	0	0	0	0	1
Team					2 3 5		0		1				
Totals		29-66	10-22	13-18	15 33 48	10 15	81	12	12	6	4	4	23

Technical Fouls: NONE

	SFB	UW
Biggest lead	1 (1 st 18:01)	32 (2 nd 8:33)
Best Scoring Run	11 (2 nd 18:07)	15 (1 st 5:33)
Lead Changes	2	
Times Tied	0	
Time with Lead	01:54	37:18

NOTES: Chucky Hepburn became the first true freshman to start in a season opener for UW since Devin Harris in 2001...**Johnny Davis** made his first career start, tallying 15 points and a career-high 5 assists...**Steven Crowl** made his first career start, setting career highs in points (11) and rebounds (8)...UW won its sixth-straight home opener, and for the 23rd time in the last 24 years...UW improved to 6-0 in home openers under **Greg Gard**.

GAME 2: WISCONSIN 72, GREEN BAY 34

Nov. 12, 2021 • Madison, Wis. • Kohl Center



Official Basketball Box Score - Final
Green Bay at Wisconsin
 11/12/21 Kohl Center, Madison
 2021-22 Men's Basketball

Game Time: 7:00 PM
 Game Duration: 1:53
 Attendance: 16,005

Officials: Matt Morales, Chad Barlow, Kenneth Mubaland

Green Bay - 34

Record: 0-2

NO. Name	Min	FG	3P	FT	Rebounds	Fouls	TP	AS	TO	ST	Blocks	BA	+
3 Japannah Kellogg III	F 20:43	1-1	0-0	0-4	1 1 2	1 3	2	0	1	1	2	0	-27
11 Cade Meyer	F 18:04	1-6	0-1	2-5	0 0 0	5 3	4	0	0	0	0	1	-18
1 Mich Listau	G 20:30	0-3	0-1	2-2	2 2 0	1 1	2	1	1	0	0	0	-19
5 Lucas Steiber	G 09:38	0-1	0-1	0-0	0 2 2	0 1	0	1	0	0	0	0	-11
23 Emmanuel Ansong	G 16:18	0-5	0-1	0-0	1 1 2	3 1	0	0	1	0	0	1	-29
2 Kamari McGee	21:32	2-9	0-1	0-0	0 3 3	2 0	4	1	4	0	0	2	-16
14 Randy Tucker	13:12	0-2	0-1	2-2	2 2 4	3 3	2	2	0	0	0	0	-11
15 Donovan Ivory	18:08	1-5	1-3	0-0	0 3 3	2 0	3	0	3	0	0	1	-17
4 Blayton Williams	05:37	0-1	0-0	0-1	1 1 1	0 0	0	0	0	0	0	0	-1
12 Cem Kircman	17:14	2-4	1-1	0-0	1 3 4	3 2	5	1	1	1	0	0	-12
13 Ryan Coflin	16:06	1-4	0-0	0 2	2 0 0	3 0	1	1	1	0	0	0	-9
55 Nate Jenkins	12:26	2-5	0-0	0-0	1 1 0	2 4	0	0	0	0	0	0	-16
21 Tutu Majok	10:32	2-5	0-1	1-2	2 1 3	0 2	5	0	0	0	0	0	-4
Team					2 0 2		0		1				
Totals		12-51	3-16	7-15	9 22 31	20 18	34	6	13	3	4	6	-38

Technical Fouls: NONE

Wisconsin - 72

Record: 2-0

NO. Name	Min	FG	3P	FT	Rebounds	Fouls	TP	AS	TO	ST	Blocks	BA	+
5 Tyler Wahl	F 19:45	1-2	0-0	0-0	1 4 5	1 2	2	2	1	0	2	1	18
22 Steven Crowl	F 21:59	7-11	2-4	2-2	3 4 7	1 1	18	0	0	0	0	0	35
1 Johnny Davis	G 24:46	5-16	0-3	5-6	2 3 5	1 6	15	2	0	0	1	1	37
23 Chucky Hepburn	G 23:49	1-5	1-3	0-0	0 2 2	1 0	3	1	1	4	0	0	38
34 Brad Davison	G 26:08	5-8	1-4	4-4	2 1 3	2 2	15	1	1	1	0	0	34
20 Ben Carlson	18:39	2-6	0-1	1-1	1 6 7	0 0	5	1	0	0	0	2	27
3 Chris Vogt	12:43	0-2	0-1	4-4	3 2 5	3 4	0	0	0	0	1	1	5
11 Lorne Bowman II	15:16	1-3	1-2	0-0	0 1 1	4 1	3	1	1	3	0	0	4
14 Carter Gilmore	14:19	0-4	0-1	0-0	2 3 5	0 0	0	0	1	0	2	0	6
35 Markus Iver	10:44	0-4	0-2	3-4	1 3 4	4 3	3	0	1	0	0	0	-1
2 Jordan Davis	06:32	2-2	0-0	0-0	1 1 2	2 0	4	0	1	1	0	0	1
10 Isaac Lindsey	03:48	0-1	0-0	0-0	0 0 0	0 0	0	0	0	0	0	0	-6
4 Carter Higginbottom	01:46	0-0	0-0	0-0	0 0 0	0 0	0	0	0	0	0	0	-4
13 Justin Taphorn	01:46	0-0	0-0	0-0	0 0 0	0 0	0	0	0	0	0	0	-4
Team					2 2 4		0		0				
Totals		24-64	5-21	19-21	18 32 50	18 20	72	9	7	10	6	4	38

Technical Fouls: NONE

	GB	UW
Biggest lead	2 (1 st 18:20)	45 (2 nd 5:07)
Best Scoring Run	6 (1 st 12:42)	13 (1 st 0:43)
Lead Changes	1	
Times Tied	2	
Time with Lead	00:37	35:52

NOTES: UW won its 23rd-consecutive non-conference home game dating back to the 2017-18 season...UW allowed just 34 points, its fewest surrendered in the Greg Gard era and fewest overall since a 62-31 win Nov. 14, 2014...UW held GB to 23.5% FG, the 4th-lowest mark ever by a UW opponent at the Kohl Center...**Steven Crowl** scored a career-high 18 points.

GAME 3: PROVIDENCE 63, WISCONSIN 58

Nov. 15, 2021 • Madison, Wis. • Kohl Center



Official Basketball Box Score - Final
Providence at Wisconsin
 11/15/21 Kohl Center, Madison
 2021-22 Men's Basketball

Game Time: 8:00 PM
 Game Duration: 2:09
 Attendance: 15,773

Officials: Mike Roberts, Bart Smith, Tim O'Grady

Providence - 63

Record: 3-0

NO. Name	Min	FG	3P	FT	Rebounds	Fouls	TP	AS	TO	ST	Blocks	BA	+
14 Noah Horchler	F 25:29	1-1	0-0	0-1	1 5 6	3 1	2	0	1	1	3	0	-8
0 Nate Watson	C 32:25	11-15	0-0	2-5	3 3 6	3 4	24	0	2	0	1	0	4
1 Aljami Durham	G 35:31	4-11	3-5	2-4	0 2 2	1 6	13	4	3	0	0	1	-2
4 Jared Bynum	G 27:30	1-10	0-4	2-3	1 8 9	2 2	4	7	5	1	0	0	-5
11 A.J. Reeves	G 31:12	3-9	3-8	2-2	4 4 8	2 3	11	0	0	0	0	0	6
5 Ed Crosswell	08:50	0-1	0-0	0-0	0 2 2	3 0	0	0	1	1	1	1	-1
15 Justin Mraya	24:36	1-4	1-3	0-0	2 5 7	1 0	3	0	1	0	1	0	9
10 Allyn Breed	10:43	1-3	1-2	3-4	0 2 2	3 3	6	0	1	0	0	0	5
12 Brycen Goodine	03:44	0-0	0-0	0-0	0 0 0	0 0	0	0	0	0	0	0	7
Team					1 1 2		0		1				
Totals		22-54	8-22	11-19	12 32 44	18 19	63	11	15	3	6	4	5

Technical Fouls: NONE

Wisconsin - 58

Record: 2-1

NO. Name	Min	FG M-A	3P M-A	FT M-A	Rebounds OR DR TOT	Fouls F PD	TP	AS	TO	ST	Blocks B	BA	+
5 Tyler Wahl	F 36:19	7-12	0-2	2-3	3 2 5	4 5	16	0	1	0	2	1	-7
20 Ben Carlson	F 17:49	1-7	0-3	0-0	2 1 3	0 1	2	0	1	0	1	3	-13
22 Steven Crowl	F 23:34	1-10	0-4	2-2	0 4 4	2 1	4	2	1	0	0	2	8
23 Chucky Hepburn	G 35:42	2-8	0-3	1-2	1 2 1	3 3	5	2	1	1	0	0	-3
34 Brad Davison	G 36:19	7-17	3-11	8-10	1 6 7	4 8	25	0	2	3	0	0	-4
14 Carter Gilmore	25:34	0-3	0-1	0-0	0 5 5	2 0	0	0	0	0	0	0	5
33 Chris Vogt	08:30	0-0	0-0	0-0	0 1 1	3 0	0	1	0	0	1	0	1
11 Lorne Bowman II	10:49	1-3	1-2	0-0	0 0 0	1 0	3	0	1	0	0	0	-13
35 Markus Iver	02:11	0-0	0-0	0-0	0 0 0	0 0	0	0	0	0	0	0	2
2 Jordan Davis	00:13	1-1	1-1	0-0	0 0 0	0 0	3	0	0	0	0	0	-1
Team					4 3 7		0		0				
Totals		20-61	5-27	13-17	11 24	35	19	18	58	5	4	6	-5

GAME 5: WISCONSIN 65, #12 HOUSTON 63

Nov. 23, 2021 • Las Vegas, Nev. • Michelob Ultra Arena



Official Basketball Box Score - Final
Wisconsin at Houston
11/23/21 Michelob Ultra Arena, Las Vegas
2021-22 Men's Basketball

Game Time: 2:00 PM
Game Duration: 1:56
Officials: Mike Reed, Don Daly, Al Dussau

Wisconsin - 65														
Record: 4-1														
NO. Name	Min	FG M-A	3P M-A	FT M-A	Rebounds OR DR TOT	Fouls PF FO	TP AS TO ST	Blocks BS BA	+/-	Shooting By Period				
5 Tyler Wahl	F 32:00	4-10	0-2	1-2	1 6 7	2 3	9 1 0 0	0 1 2	2	1 st FG% 16-28	57.1%			
22 Steven Crowl	F 22:42	3-6	1-4	1-2	0 1 1	4 2	8 0 1 1	0 1 8	8	3PT% 7-15	46.7%			
1 Johnny Davis	G 37:24	10-18	4-7	6-6	0 4 4	1 5	30 1 2 4	2 0 2	8	FT% 1-1	33.3%			
23 Chucky Hepburn	G 30:58	1-4	1-4	0 0 4	4 2 0	3 3	3 3 0 1	0 0 -1	-1	2 nd FG% 7-21	33.3%			
34 Brad Davison	G 28:09	2-6	1-5	4-4	0 4 4	4 5	9 2 1 1	0 0 0	3	3PT% 0-9	0.0%			
14 Carter Gilmore	09:00	0-1	0-1	0 0 0	0 0 0	1 0	1 0 1 0	0 0 0	0	FT% 11-12	91.7%			
11 Lorne Bowman II	12:44	1-1	0-0	0 0 0	0 0 0	1 1	2 0 1 0	0 0 0	3	GM FG% 23-49	46.9%			
33 Chris Vogt	10:10	0-0	0-0	0 0 2	2 3 1	0 1	0 0 0 0	0 0 -9	-9	3PT% 7-24	29.2%			
20 Ben Carlson	11:26	2-3	0-1	0 0 2	2 2 0	1 4	2 0 0 0	0 0 0	7	FT% 12-15	80.0%			
2 Jordan Davis	05:27	0-0	0-0	0 0 0	1 1 0	0 0	0 0 0 0	0 0 -2	-2	Dead Ball Rebounds: 1.0				
Team					1 2 3	0	0	0	1					
Totals	23:49	7-24	12-15	2 26	28	19	18	65	11	9	7	3	2	2

Shooting By Period		
1st	FG%	16-28 57.1%
	3PT%	7-15 46.7%
	FT%	1-3 33.3%
2nd	FG%	7-21 33.3%
	3PT%	0-9 0.0%
	FT%	11-12 91.7%
GM	FG%	23-49 46.9%
	3PT%	7-24 29.2%
	FT%	12-15 80.0%

Dead Ball Rebounds: 1.0

Technical Fouls: NONE

Houston - 63														
Record: 4-1														
NO. Name	Min	FG M-A	3P M-A	FT M-A	Rebounds OR DR TOT	Fouls PF FO	TP AS TO ST	Blocks BS BA	+/-	Shooting By Period				
32 Reggie Chaney	F 19:47	3-3	0-0	1-4	0 5 5	3 3	7 0 0 0	0 0	-5	1st FG 7-27	25.9%			
35 Fabian White Jr	F 25:33	2-4	0-1	0-0	1 3 4	2 1	4 1 0 1	0 0	12	3PT 2-10	20.0%			
0 Marcus Sasser	G 37:52	4-12	3-7	0-0	0 2 2	2 1	11 2 4 3	0 0	-1	FT 4-5	80.0%			
4 Taze Moore	G 15:56	0-6	0-4	0-0	1 2 3	1 0	0 0 1 0	1 2	-2	2nd FG 16-27	59.3%			
11 Kyler Edwards	G 34:21	6-10	6-8	0-0	1 4 5	2 2	18 1 3 1	0 0	1	3PT 7-13	53.8%			
12 Tramon Mirk	13:43	3-6	0-0	2-2	2 2 2	2 1	8 1 0 0	0 0	-1	FT 4-10	40%			
13 J'wan Roberts	19:14	1-5	0-2	3 4	3 3 6	0 3	5 0 2 1	1 0	-12	GMFG 25-54	42.6%			
1 Jamal Sheard	21:00	3-7	0-1	2-4	1 1 2	3 6	8 5 2 0	1 0	1	3PT 9-23	39.1%			
25 Josh Carlton	12:34	1-1	0-0	0 1	0 1 1	3 2	2 0 0 0	0 0	-4	FT 8-15	53.3%			
Team					3 1 4	0	0	0	0	Dead Ball Rebounds: 2.0				
Totals	23:54	9-23	8-15	10 26	36	18	63	10	12	7	2	3	2	2
Houston 63 - 63														

Technical Fouls: NONE

	WS	HOU	Points from	WS	HOU	Period by Period Scoring			
Biggest lead	20 (1 st 2:13)	0 (1 st 20:00)	Turnovers	11	8	1st	2nd	TOT	
Best Scoring Run	13 (1 st 15:40)	10 (2 nd 16:05)	Paint	26	26	WS	40	25	65
Lead Changes			Second Chance	2	6	HOU	20	43	63
Times Tied	0		Fast Breaks	5	7				
Time with Lead	38:36	00:00	Bench	6	23				

Technical Fouls: NONE

	WS	HOU	Points from	WS	HOU	Period by Period Scoring			
Biggest lead	20 (1 st 2:13)	0 (1 st 20:00)	Turnovers	11	8	1st	2nd	TOT	
Best Scoring Run	13 (1 st 15:40)	10 (2 nd 16:05)	Paint	26	26	WS	40	25	65
Lead Changes			Second Chance	2	6	HOU	20	43	63
Times Tied	0		Fast Breaks	5	7				
Time with Lead	38:36	00:00	Bench	6	23				

Technical Fouls: NONE

	WS	HOU	Points from	WS	HOU	Period by Period Scoring			
Biggest lead	20 (1 st 2:13)	0 (1 st 20:00)	Turnovers	11	8	1st	2nd	TOT	
Best Scoring Run	13 (1 st 15:40)	10 (2 nd 16:05)	Paint	26	26	WS	40	25	65
Lead Changes			Second Chance	2	6	HOU	20	43	63
Times Tied	0		Fast Breaks	5	7				
Time with Lead	38:36	00:00	Bench	6	23				

Technical Fouls: NONE

	WS	HOU	Points from	WS	HOU	Period by Period Scoring			
Biggest lead	20 (1 st 2:13)	0 (1 st 20:00)	Turnovers	11	8	1st	2nd	TOT	
Best Scoring Run	13 (1 st 15:40)	10 (2 nd 16:05)	Paint	26	26	WS	40	25	65
Lead Changes		0	Second Chance	2	6	HOU	20	43	63
Times Tied	0		Fast Breaks	5	7				
Time with Lead	38:36	00:00	Bench	6	23				

GAME 9: #22 WISCONSIN 64, INDIANA 59

Dec. 8, 2021 • Madison, Wis. • Kohl Center



Official Basketball Box Score - Final
Indiana at Wisconsin
12/08/21 Kohl Center, Madison
2021-22 Men's Basketball

Game Time: 6:00 PM
Game Duration: 2:03
Attendance: 16,013

Officials: D.J. Garstensen, Courtney Green, Rob Kunneman

Indiana - 59

Record: 7-2 (1-1)

NO. Name	Min	FG	3P	FT	Rebounds	Fouls	TP	AS	TO	ST	Blocks	+/
12 Miller Kopp	F 28:37	3-6	1-1	0-0	0 1 1	2 0	7	0	1	0	0	1 0
23 Trayce Jackson-Davis	F 30:39	4-10	0-0	1-2	3 3 6	1 3	9	1	0	0	1 1	-11
25 Race Thompson	F 29:45	6-11	0-1	0-0	4 5 9	3 1	12	1	0	1	0 1	-13
0 Xavier Johnson	G 27:11	4-16	0-1	2-6	1 6 7	4 6	10	7	3	0	2 -1	
45 Parker Stewart	G 26:03	3-7	3-5	0-0	0 3 4	4 0	9	1	0	1	0 1	-11
22 Jordan Geronimo	10:02	0-2	0-1	3-4	2 3 5	1 2	3	1	1	0	2 0	9
53 Tamar Bates	16:53	1-3	1-2	0-0	0 2 2	1 0	3	1	2	0	0 0	9
2 Michael Durr	09:21	2-3	0-0	0-0	0 1 1	0 0	4	0	1	0	0 0	9
1 Rob Phinisee	12:49	1-4	0-2	0-1	1 3 4	1 3	2	2	1	0	0 0	-4
3 Anthony Leal	08:40	0-0	0-0	0-0	0 0 0	2 0	0	0	0	0	1 0	-9
Team					2 3 5							
Totals		24-62	5-13	6-13	14 30 44	19 15	59	14	9	2	4 6	-5

Technical Fouls: NONE

Shooting By Period	1st FG%	2nd FG%	3rd FG%	4th FG%	5th FG%
1st FG%	17-31 54.8%				
2nd FG%	3-7 42.9%				
3rd FG%	3-4 75%				
4th FG%	7-31 22.6%				
5th FG%	0-5 0%				
6th FG%	0-0 0%				
7th FG%	0-0 0%				
8th FG%	0-0 0%				
9th FG%	0-0 0%				
10th FG%	0-0 0%				
11th FG%	0-0 0%				
12th FG%	0-0 0%				
13th FG%	0-0 0%				
14th FG%	0-0 0%				
15th FG%	0-0 0%				
16th FG%	0-0 0%				
17th FG%	0-0 0%				
18th FG%	0-0 0%				
19th FG%	0-0 0%				
20th FG%	0-0 0%				
21st FG%	0-0 0%				
22nd FG%	0-0 0%				
23rd FG%	0-0 0%				
24th FG%	0-0 0%				
25th FG%	0-0 0%				
26th FG%	0-0 0%				
27th FG%	0-0 0%				
28th FG%	0-0 0%				
29th FG%	0-0 0%				
30th FG%	0-0 0%				
31st FG%	0-0 0%				
32nd FG%	0-0 0%				
33rd FG%	0-0 0%				
34th FG%	0-0 0%				
35th FG%	0-0 0%				
36th FG%	0-0 0%				
37th FG%	0-0 0%				
38th FG%	0-0 0%				
39th FG%	0-0 0%				
40th FG%	0-0 0%				
41st FG%	0-0 0%				
42nd FG%	0-0 0%				
43rd FG%	0-0 0%				
44th FG%	0-0 0%				
45th FG%	0-0 0%				
46th FG%	0-0 0%				
47th FG%	0-0 0%				
48th FG%	0-0 0%				
49th FG%	0-0 0%				
50th FG%	0-0 0%				
51st FG%	0-0 0%				
52nd FG%	0-0 0%				
53rd FG%	0-0 0%				
54th FG%	0-0 0%				
55th FG%	0-0 0%				
56th FG%	0-0 0%				
57th FG%	0-0 0%				
58th FG%	0-0 0%				
59th FG%	0-0 0%				
60th FG%	0-0 0%				
61st FG%	0-0 0%				
62nd FG%	0-0 0%				
63rd FG%	0-0 0%				
64th FG%	0-0 0%				
65th FG%	0-0 0%				
66th FG%	0-0 0%				
67th FG%	0-0 0%				
68th FG%	0-0 0%				
69th FG%	0-0 0%				
70th FG%	0-0 0%				
71st FG%	0-0 0%				
72nd FG%	0-0 0%				
73rd FG%	0-0 0%				
74th FG%	0-0 0%				
75th FG%	0-0 0%				
76th FG%	0-0 0%				
77th FG%	0-0 0%				
78th FG%	0-0 0%				
79th FG%	0-0 0%				
80th FG%	0-0 0%				
81st FG%	0-0 0%				
82nd FG%	0-0 0%				
83rd FG%	0-0 0%				
84th FG%	0-0 0%				
85th FG%	0-0 0%				
86th FG%	0-0 0%				
87th FG%	0-0 0%				
88th FG%	0-0 0%				
89th FG%	0-0 0%				
90th FG%	0-0 0%				
91st FG%	0-0 0%				
92nd FG%	0-0 0%				
93rd FG%	0-0 0%				
94th FG%	0-0 0%				
95th FG%	0-0 0%				
96th FG%	0-0 0%				
97th FG%	0-0 0%				
98th FG%	0-0 0%				
99th FG%	0-0 0%				
100th FG%	0-0 0%				

Dead Ball Rebounds: 1, 0

Wisconsin - 64

Record: 8-1 (1-0)

NO. Name	Min	FG	3P	FT	Rebounds	Fouls	TP	AS	TO	ST	Blocks	+/
5 Tyler Wahl	F 27:27	2-7	0-1	3-4	3 9 12	2 2	7	3	0	1	3 1	12
22 Steven Crowl	F 19:04	2-6	1-2	0-0	0 0 0	4 0	5	1	0	0	1 0	-8
1 Johnny Davis	G 36:45	8-17	1-3	6-7	1 8 9	1 8	23	1	3	0	1 0	4
23 Chucky Hepburn	G 25:33	0-4	0-3	4-4	0 2 2	4 2	4	1	0	0	2 0	6
34 Brad Davison	G 33:55	3-12	2-7	0-0	0 4 4	1 2	8	3	1	1	0 2	7
14 Carter Gilmore	04:01	1-2	0-1	0-0	0 0 0	0 0	2	0	0	0	0 0	-6
33 Chris Vogt	20:56	4-6	0-0	1-1	4 2 6	2 2	9	1	0	1	0 0	13
2 Jordan Davis	12:17	1-4	1-4	0-0	0 1 1	0 1	3	0	0	0	0 0	-4
20 Ben Carlson	20:02	1-4	0-2	1-2	2 2 4	1 2	3	0	0	0	0 0	-4
Team					1 2 3							
Totals		22-62	5-23	15-18	11 30 41	15 19	64	12	4	4	6 4	5

Technical Fouls: NONE

Shooting By Period	1st FG%	2nd FG%	3rd FG%	4th FG%	5th FG%
1st FG%	10-32 31.3%				
2nd FG%	1-10 10.0%				
3rd FG%	4-5 80%				
4th FG%	12-30 40.0%				
5th FG%	4-13 30.8%				
6th FG%	11-13 84.6%				
7th FG%	22-42 52.4%				
8th FG%	5-23 21.7%				
9th FG%	15-18 83.3%				
10th FG%	0-0 0%				
11th FG%	0-0 0%				
12th FG%	0-0 0%				
13th FG%	0-0 0%				
14th FG%	0-0 0%				
15th FG%	0-0 0%				
16th FG%	0-0 0%				
17th FG%	0-0 0%				
18th FG%	0-0 0%				
19th FG%	0-0 0%				
20th FG%	0-0 0%				
21st FG%	0-0 0%				
22nd FG%	0-0 0%				
23rd FG%	0-0 0%				
24th FG%	0-0 0%				
25th FG%	0-0 0%				
26th FG%	0-0 0%				
27th FG%	0-0 0%				
28th FG%	0-0 0%				
29th FG%	0-0 0%				
30th FG%	0-0 0%				
31st FG%	0-0 0%				
32nd FG%	0-0 0%				
33rd FG%	0-0 0%				
34th FG%	0-0 0%				
35th FG%	0-0 0%				
36th FG%	0-0 0%				
37th FG%	0-0 0%				
38th FG%	0-0 0%				
39th FG%	0-0 0%				
40th FG%	0-0 0%				
41st FG%	0-0 0%				
42nd FG%	0-0 0%				
43rd FG%	0-0 0%				
44th FG%	0-0 0%				
45th FG%	0-0 0%				
46th FG%	0-0 0%				
47th FG%	0-0 0%				
48th FG%	0-0 0%				
49th FG%	0-0 0%				
50th FG%	0-0 0%				
51st FG%	0-0 0%				
52nd FG%	0-0 0%				
53rd FG%	0-0 0%				
54th FG%	0-0 0%				
55th FG%	0-0 0%				
56th FG%	0-0 0%				
57th FG%	0-0 0%				
58th FG%	0-0 0%				
59th FG%	0-0 0%				
60th FG%	0-0 0%				
61st FG%	0-0 0%				
62nd FG%	0-0 0%				
63rd FG%	0-0 0%				
64th FG%	0-0 0%				
65th FG%	0-0 0%				
66th FG%	0-0 0%				
67th FG%	0-0 0%				
68th FG%	0-0 0%				
69th FG%	0-0 0%				
70th FG%	0-0 0%				
71st FG%	0-0 0%				
72nd FG%	0-0 0%				
73rd FG%	0-0 0%				
74th FG%	0-0 0%				
75th FG%	0-0 0%				
76th FG%	0-0 0%				
77th FG%	0-0 0%				
78th FG%	0-0 0%				
79th FG%	0-0 0%				
80th FG%	0-0 0%				
81st FG%	0-0 0%				
82nd FG%	0-0 0%				
83rd FG%	0-0 0%				
84th FG%	0-0 0%				
85th FG%	0-0 0%				
86th FG%	0-0 0%				
87th FG%	0-0 0%				
88th FG%	0-0 0%				
89th FG%	0-0 0%				
90th FG%	0-0 0%				
91st FG%	0-0 0%				
92nd FG%	0-0 0%				
93rd FG%	0-0 0%				
94th FG%	0-0 0%				
95th FG%	0-0 0%				
96th FG%	0-0 0%				
97th FG%	0-0 0%				
98th FG%	0-0 0%				
99th FG%	0-0 0%				
100th FG%	0-0 0%				

Dead Ball Rebounds: 2, 0

	IU	UW
Biggest lead	22 (1 st 1:17)	5 (1 st 17:38)
Best Scoring Run	12 (1 st 8:44)	11 (2 nd 0:13)
Lead Changes	2	
Times Tied	2	
Time with Lead	34:26	03:01

Points from	IU	UW
Turnovers	7	15
Paint	30	22
Second Chance	16	11
Fast Breaks	14	6
Bench	12	17

Period by Period Scoring			
	1st	2nd	TOT
IU	42	17	59
UW	25	39	64

Period by Period Scoring	1st	2nd	TOT
42	17	59	

GAME 13: #23 WISCONSIN 74, #3 PURDUE 69 Jan. 3, 2022 • West Lafayette, Ind. • Mackey Arena



Official Basketball Box Score - Final
Wisconsin at Purdue
01/03/22 Mackey Arena, West Lafayette
2021-22 Men's Basketball

Game Time: 7:00 PM
Game Duration: 2:26
Attendance: 14,804

Officials: Larry Scroto, Don Daily, Donnie Epley

Wisconsin - 74													Record: 11-2 (2-1)												
NO. Name	Min	FG M-A	3P M-A	FT M-A	Rebounds OR DR TOT	Fouls PF FO	TP	AS	TO	ST	Blocks BS BA	+/-	Shooting By Period												
5 Tyler Wahl	F 21:12	3-4	0-1	0-0	1 3 4	5 0	6	1	1	1	0 0 0	3	1 st FG 13-30	43.3%											
22 Steven Crowl	F 23:11	2-6	0-3	0-0	1 1 2	5 2	4	1	0	0	0 0 0	-7	3P th 1-12	8.3%											
1 Johnny Davis	G 37:52	13-24	2-5	9-12	1 13 14	2 8	37	3	3	2	2 0 0	5	FT% 2-4	50.0%											
23 Chucky Hepburn	G 32:50	2-7	1-4	0-0	0 1 1	1 0 5	3	3	1	1	0 0 0	3	2 nd FG 14-30	46.7%											
34 Brad Davison	G 38:09	5-11	3-6	2-2	0 3 3	1 3 15	3	0	0	0	0 0 0	2	3P th 5-12	41.7%											
2 Jordan Davis	G 44:44	0-1	0-1	0-0	0 2 2	1 0 0	0	0	0	1 0 0	0	2	FT% 12-15	80%											
33 Chris Vogt	12:57	2-3	0-0	2-3	0 3 3	5 3 6	0	1	0	0	0 0 0	15	GM FG% 27-60	45.0%											
14 Carter Gilmore	18:48	0-3	0-3	0-0	2 0 2	1 0 0	0	1	1	0 0 0	2	3P th 6-24	25.0%												
0 Jahcobi Neath	02:08	0-1	0-1	1-2	0 1 1	1 1 1	0	0	0	0 0 0	0	0	FT% 14-19	73.7%											
11 Lorne Bowman II	05:03	0-0	0-0	0-0	0 0 0	0 0 0	0	1	0	0 0 0	5	Dead Ball Rebounds: 2													
20 Ben Carlson	03:06	0-0	0-0	0-0	0 0 0	0 0 0	0	0	0	0 0 0	-5														
Team					1 1 2																				
Totals	27:60	6-24	14-19	9	25	34	22	17	74	13	7	5	2	0	5	Technical Fouls: NONE									

Technical Fouls: NONE

Purdue - 69													Record: 12-2 (1-2)												
NO. Name		Min	FG		3P		FT		Rebounds		Fouls		TP	AS	TO	ST	Blocks		+/-	Shooting By Period					
			M	A	M	A	M	A	OR	DR	TOT	PF					FF	BS					BA		
0 Mason Gillis	F	22:53	3-4	3-4	0-0	1	3	4	1	1	9	0	2	0	0	0	0	-1	1st FG% 7-22	31.8%					
50 Trevion Williams	F	19:50	3-8	1-1	2-4	3	2	5	3	3	9	2	0	0	0	1	-2	3PT% 4-11	36.4%						
11 Isaiah Thompson	G	20:29	0-2	0-2	0-0	1	2	3	1	0	2	1	0	0	0	0	14	FT% 6-10	60.0%						
23 Jaden Ivey	G	27:34	3-9	2-5	6-8	0	3	3	3	4	14	3	2	0	0	0	2	2nd FG% 16-34	47.1%						
55 Sasha Stefanovic	G	37:14	2-8	1-5	3-4	0	2	2	2	3	8	3	1	0	0	0	1	3PT% 4-9	44.4%						
2 Eric Hunter Jr.	19:31	1-4	0-1	0-0	0	0	1	0	1	0	2	2	2	0	0	0	-19	FT% 9-14	64.3%						
15 Zach Edey	20:11	10-17	0-0	4-8	5	5	10	3	8	24	2	4	0	0	0	0	-1	GM FG% 23-56	41.1%						
3 Caleb Furst	06:18	0-0	0-0	0-0	0	0	0	0	0	0	0	0	0	0	0	0	-6	3PT% 8-20	40.0%						
25 Ethan Morton	19:57	1-2	1-1	0-0	0	6	6	4	1	3	4	0	2	0	0	0	-11	FT% 15-24	62.5%						
5 Brandon Newman	06:03	0-2	0-1	0-0	0	0	0	0	0	1	0	1	0	0	0	0	-2	Dead Ball Rebounds: 3							
Team																									
Totals		23:56	8-20	15-24	13	27	40	17	22	69	19	12	2	0	2	-5									

Technical Fouls: NONE

WIS		PUR		Points from		Turnovers		Period by Period Scoring	
Biggest lead	7 (1 st 2:07)	7 (2 nd 11:12)		12	10			1st 2nd TOT	
Best Scoring Run	7 (1 st 11:00)	8 (2 nd 13:53)		28	28			WIS 29 45 74	
Lead Changes	17			12	12			PUR 24 45 69	
Times Tied	6			Fast Breaks	6	6			
Time with Lead	20:49	15:19		Bench	7	29			

NOTES: Wisconsin won at Mackey Arena for the 1st time since 2014 and just the 5th time in school history...the win marked UW's first-ever over a ranked Purdue team at Mackey Arena...UW tallied its 9th win over a top-10 foe under Greg Gard (including 4 such road wins)...**Johnny Davis** scored a career-high 37 points, the most by a Badger since Frank Kaminsky's school record 43 points on 11/19/13... it was the 3rd-highest road total by a Badger in school history, trailing Michael Finley (42pts, 1994) and Jordan Taylor (39, 2011)...per STATS, Davis is the first player to lead his team in pts, reb, ast, blk & stl in a road win over an AP top 5 team since Wake Forest's Tim Duncan did so in a win at No. 5 Maryland on Feb. 1, 1997.

GAME 15: #23 WISCONSIN 70, MARYLAND 69 Jan. 9, 2022 • College Park, Md. • XFINITY Center



Official Basketball Box Score - Final
Wisconsin at Maryland
01/09/22 XFINITY Center, College Park
2021-22 Men's Basketball

Game Time: 7:30 PM
Game Duration: 2:09
Attendance: 10,864

Officials: Rob Riley, Terry Oglesby, Steve McJunkins

Wisconsin - 70													Record: 13-2 (4-1)												
NO.	Name	Min	FG	3P	FT	Rebounds	Fouls	TP	AS	TO	ST	Blocks	+/-	Shooting By Period											
			M-A	M-A	M-A	OR	DR	FF	FD			BS	BA		1 st FG	1 st 3P	1 st FT								
5	Tyler Wahl	F 29:33	8-12	0-1	5-5	1	4	5	4	3	21	2	0	0	1	10	17	50.0%							
22	Steven Crowl	F 22:20	3-4	1-1	2-2	2	6	8	3	3	9	0	0	0	0	0	10	36.4%							
1	Johnny Davis	G 37:10	7-19	1-7	4-5	0	7	7	1	7	19	1	3	1	1	0	75%								
23	Chucky Hepburn	G 32:13	1-5	1-3	0-0	0	3	3	3	0	3	2	1	1	0	11.1%									
34	Brad Davison	G 38:09	3-10	1-7	4-6	1	2	3	1	5	11	2	1	1	0	1	85.7%								
33	Chris Vogt	17:12	1-2	0-0	0-0	0	1	2	0	1	3	2	0	0	0	3	44.4%								
11	Lorne Bowman II	07:47	0-1	0-0	0-0	0	1	1	1	0	0	2	1	1	0	1	25.0%								
14	Carter Gilmore	08:42	1-2	0-0	0-0	0	0	0	2	0	2	0	0	0	0	-13	83.3%								
2	Jordan Davis	04:41	1-1	1-1	0-0	0	0	0	0	1	3	0	1	0	0	0	0								
20	Ben Carlson	02:13	0-0	0-0	0-0	0	0	0	0	0	0	0	0	0	0	0	-5								
Team						1	0	1			0				Dead Ball Rebounds: 1										
Totals			25-56	5-20	15-18	5	24	29	19	19	70	11	8	4	5	3	1								

Technical Fouls: NONE

Maryland - 69				Record: 8-7 (0-4)																
NO. Name	Min	FG M-A	3P M-A	FT M-A	Rebounds OR DR TOT	Fouls PF FD	TP	AS	TO	ST	Blocks BS BA	+/-								
24 Donita Scott	F 31:00	4-8	1-4	1-1	0 6 6	2 2 10	0	2	0	0	1	-8								
33 Qudus Wahab	C 19:04	1-5	0-0	2-2	0 4 4	0 4 4	1	1	1	0	1	1	8							
4 Fatts Russell	G 24:47	5-10	0-0	3-4	0 2 2	4 3 13	6	1	2	0	1	1	8							
5 Eric Ayala	G 30:07	6-16	4-8	3-3	1 4 5	4 2 19	1	1	0	0	0	2	-14							
13 Hakim Hart	G 31:37	4-6	0-2	3-4	0 1 1	1 2 11	2	1	0	0	0	0	0							
15 Simon Wright	03:19	0-0	0-0	0-0	0 1 1	3 1 0	0	0	1	0	0	0	3							
10 Julian Reese	23:55	1-3	0-1	0-1	0 4 4	2 4 2	0	0	1	0	2	0	-7							
11 Xavier Green	26:58	4-5	2-2	0-0	0 3 3	3 1 10	0	1	2	0	0	0	4							
23 Ian Martinez	09:13	0-2	0-0	0-0	0 2 0	0 0 1	0	0	1	0	0	0	1							
Team					3 4 4		0 2 2													
Totals					25-55		7-17		12-15		5 28		33 19 19		60 10 12		4 3 5		-1	
7-16-36-58-74-86-91-95-97-99-100-102-104-106-108-110-112-114-116-118-120-122-124-126-128-130-132-134-136-138-140-142-144-146-148-150-152-154-156-158-160-162-164-166-168-170-172-174-176-178-180-182-184-186-188-190-192-194-196-198-200-202-204-206-208-210-212-214-216-218-220-222-224-226-228-230-232-234-236-238-240-242-244-246-248-250-252-254-256-258-260-262-264-266-268-270-272-274-276-278-280-282-284-286-288-290-292-294-296-298-300-302-304-306-308-310-312-314-316-318-320-322-324-326-328-330-332-334-336-338-340-342-344-346-348-350-352-354-356-358-360-362-364-366-368-370-372-374-376-378-380-382-384-386-388-390-392-394-396-398-400-402-404-406-408-410-412-414-416-418-420-422-424-426-428-430-432-434-436-438-440-442-444-446-448-450-452-454-456-458-460-462-464-466-468-470-472-474-476-478-480-482-484-486-488-490-492-494-496-498-500-502-504-506-508-510-512-514-516-518-520-522-524-526-528-530-532-534-536-538-540-542-544-546-548-550-552-554-556-558-560-562-564-566-568-570-572-574-576-578-580-582-584-586-588-590-592-594-596-598-600-602-604-606-608-610-612-614-616-618-620-622-624-626-628-630-632-634-636-638-640-642-644-646-648-650-652-654-656-658-660-662-664-666-668-670-672-674-676-678-680-682-684-686-688-690-692-694-696-698-700-702-704-706-708-710-712-714-716-718-720-722-724-726-728-730-732-734-736-738-740-742-744-746-748-750-752-754-756-758-760-762-764-766-768-770-772-774-776-778-780-782-784-786-788-790-792-794-796-798-800-802-804-806-808-810-812-814-816-818-820-822-824-826-828-830-832-834-836-838-840-842-844-846-848-850-852-854-856-858-860-862-864-866-868-870-872-874-876-878-880-882-884-886-888-890-892-894-896-898-900-902-904-906-908-910-912-914-916-918-920-922-924-926-928-930-932-934-936-938-940-942-944-946-948-950-952-954-956-958-960-962-964-966-968-970-972-974-976-978-980-982-984-986-988-990-992-994-996-998-1000-1002-1004-1006-1008-1010-1012-1014-1016-1018-1020-1022-1024-1026-1028-1030-1032-1034-1036-1038-1040-1042-1044-1046-1048-1050-1052-1054-1056-1058-1060-1062-1064-1066-1068-1070-1072-1074-1076-1078-1080-1082-1084-1086-1088-1090-1092-1094-1096-1098-1100-1102-1104-1106-1108-1110-1112-1114-1116-1118-1120-1122-1124-1126-1128-1130-1132-1134-1136-1138-1140-1142-1144-1146-1148-1150-1152-1154-1156-1158-1160-1162-1164-1166-1168-1170-1172-1174-1176-1178-1180-1182-1184-1186-1188-1190-1192-1194-1196-1198-1200-1202-1204-1206-1208-1210-1212-1214-1216-1218-1220-1222-1224-1226-1228-1230-1232-1234-1236-1238-1240-1242-1244-1246-1248-1250-1252-1254-1256-1258-1260-1262-1264-1266-1268-1270-1272-1274-1276-1278-1280-1282-1284-1286-1288-1290-1292-1294-1296-1298-1300-1302-1304-1306-1308-1310-1312-1314-1316-1318-1320-1322-1324-1326-1328-1330-1332-1334-1336-1338-1340-1342-1344-1346-1348-1350-1352-1354-1356-1358-1360-1362-1364-1366-1368-1370-1372-1374-1376-1378-1380-1382-1384-1386-1388-1390-1392-1394-1396-1398-1400-1402-1404-1406-1408-1410-1412-1414-1416-1418-1420-1422-1424-1426-1428-1430-1432-1434-1436-1438-1440-1442-1444-1446-1448-1450-1452-1454-1456-1458-1460-1462-1464-1466-1468-1470-1472-1474-1476-1478-1480-1482-1484-1486-1488-1490-1492-1494-1496-1498-1500-1502-1504-1506-1508-1510-1512-1514-1516-1518-1520-1522-1524-1526-1528-1530-1532-1534-1536-1538-1540-1542-1544-1546-1548-1550-1552-1554-1556-1558-1560-1562-1564-1566-1568-1570-1572-1574-1576-1578-1580-1582-1584-1586-1588-1590-1592-1594-1596-1598-1600-1602-1604-1606-1608-1610-1612-1614-1616-1618-1620-1622-1624-1626-1628-1630-1632-1634-1636-1638-1640-1642-1644-1646-1648-1650-1652-1654-1656-1658-1660-1662-1664-1666-1668-1670-1672-1674-1676-1678-1680-1682-1684-1686-1688-1690-1692-1694-1696-1698-1700-1702-1704-1706-1708-1710-1712-1714-1716-1718-1720-1722-1724-1726-1728-1730-1732-1734-1736-1738-1740-1742-1744-1746-1748-1750-1752-1754-1756-1758-1760-1762-1764-1766-1768-1770-1772-1774-1776-1778-1780-1782-1784-1786-1788-1790-1792-1794-1796-1798-1800-1802-1804-1806-1808-1810-1812-1814-1816-1818-1820-1822-1824-1826-1828-1830-1832-1834-1836-1838-1840-1842-1844-1846-1848-1850-1852-1854-1856-1858-1860-1862-1864-1866-1868-1870-1872-1874-1876-1878-1880-1882-1884-1886-1888-1890-1892-1894-1896-1898-1900-1902-1904-1906-1908-1910-1912-1914-1916-1918-1920-1922-1924-1926-1928-1930-1932-1934-1936-1938-1940-1942-1944-1946-1948-1950-1952-1954-1956-1958-1960-1962-1964-1966-1968-1970-1972-1974-1976-1978-1980-1982-1984-1986-1988-1990-1992-1994-1996-1998-2000-2002-2004-2006-2008-2010-2012-2014-2016-2018-2020-2022-2024-2026-2028-2030-2032-2034-2036-2038-2040-2042-2044-2046-2048-2050-2052-2054-2056-2058-2060-2062-2064-2066-2068-2070-2072-2074-2076-2078-2080-2082-2084-2086-2088-2090-2092-2094-2096-2098-2100-2102-2104-2106-2108-2110-2112-2114-2116-2118-2120-2122-2124-2126-2128-2130-2132-2134-2136-2138-2140-2142-2144-2146-2148-2150-2152-2154-2156-2158-2160-2162-2164-2166-2168-2170-2172-2174-2176-2178-2180-2182-2184-2186-2188-2190-2192-2194-2196-2198-2200-2202-2204-2206-2208-2210-2212-2214-2216-2218-2220-2222-2224-2226-2228-2230-2232-2234-2236-2238-2240-2242-2244-2246-2248-2250-2252-2254-2256-2258-2260-2262-2264-2266-2268-2270-2272-2274-2276-2278-2280-2282-2284-2286-2288-2290-2292-2294-2296-2298-2300-2302-2304-2306-2308-2310-2312-2314-2316-2318-2320-2322-2324-2326-2328-2330-2332-2334-2336-2338-2340-2342-2344-2346-2348-2350-2352-2354-2356-2358-2360-2362-2364-2366-2368-2370-2372-2374-2376-2378-2380-2382-2384-2386-2388-2390-2392-2394-2396-2398-2400-2402-2404-2406-2408-2410-2412-2414-2416-2418-2420-2422-2424-2426-2428-2430-2432-2434-2436-2438-2440-2442-2444-2446-2448-2450-2452-2454-2456-2458-2460-2462-2464-2466-2468-2470-2472-2474-2476-2478-2480-2482-2484-2486-2488-2490-2492-2494-2496-2498-2500-2502-2504-2506-2508-2510-2512-2514-2516-2518-2520-2522-2524-2526-2528-2530-2532-2534-2536-2538-2540-2542-2544-2546-2548-2550-2552-2554-2556-2558-2560-2562-2564-2566-2568-2570-2572-2574-2576-2578-2580-2582-2584-2586-2588-2590-2592-2594-2596-2598-2600-2602-2604-2606-2608-2610-2612-2614-2616-2618-2620-2622-2624-2626-2628-2630-2632-2634-2636-2638-2640-2642-2644-2646-2648-2650-2652-2654-2656-2658-2660-2662-2664-2666-2668-2670-2672-2674-2676-2678-2680-2682-2684-2686-2688-2690-2692-2694-2696-2698-2700-2702-2704-2706-2708-2710-2712-2714-2716-2718-2720-2722-2724-2726-2728-2730-2732-2734-2736-2738-2740-2742-2744-2746-2748-2750-2752-2754-2756-2758-2760-2762-2764-2766-2768-2770-2772-2774-2776-2778-2780-2782-2784-2786-2788-2790-2792-2794-2796-2798-2800-2802-2804-2806-2808-2810-2812-2814-2816-2818-2820-2822-2824-2826-2828-2830-2832-2834-2836-2838-2840-2842-2844-2846-2848-2850-2852-2854-2856-2858-2860-2862-2864-2866-2868-2870-2872-2874-2876-2878-2880-2882-2884-2886-2888-2890-2892-2894-2896-2898-2900-2902-2904-2906-2908-2910-2912-2914-2916-2918-2920-2922-2924-2926-2928-2930-2932-2934-2936-2938-2940-2942-2944-2946-2948-2950-2952-2954-2956-2958-2960-2962-2964-2966-2968-2970-2972-2974-2976-2978-2980-2982-2984-2986-2988-2990-2992-2994-2996-2998-3000-3002-3004-3006-3008-3010-3012-3014-3016-3018-3020-3022-3024-3026-3028-3030-3032-3034-3036-3038-3040-3042-3044-3046-3048-3050-3052-3054-3056-3058-3060-3062-3064-3066-3068-3070-3072-3074-3076-3078-3080-3082-3084-3086-3088-3090-3092-3094-3096-3098-3100-3102-3104-3106-3108-3110-3112-3114-3116-3118-3120-3122-3124-3126-3128-3130-3132-3134-3136-3138-3140-3142-3144-3146-3148-3150-3152-3154-3156-3158-3160-3162-3164-3166-3168-3170-3172-3174-3176-3178-3180-3182-3184-3186-3188-3190-3192-3194-3196-3198-3200-3202-3204-3206-3208-3210-3212-3214-3216-3218-3220-3222-3224-3226-3228-3230-3232-3234-3236-3238-3240-3242-3244-3246-3248-3250-3252-3254-3256-3258-3260-3262-3264-3266-3268-3270-3272-3274-3276-3278-3280-3282-3284-3286-3288-3290-3292-3294-3296-3298-3300-3302-3304-3306-3308-3310-3312-3314-3316-3318-3320-3322-3324-3326-3328-3330-3332-3334-3336-3338-3340-3342-3344-3346-3348-3350-3352-3354-3356-3358-3360-3362-3364-3366-3368-3370-3372-3374-3376-3378-3380-3382-3384-3386-3388-3390-3392-3394-3396-3398-3400-3402-3404-3406-3408-3410-3412-3414-3416-3418-3420-3422-3424-3426-3428-3430-3432-3434-3436-3438-3440-3442-3444-3446-3448-3450-3452-3454-3456-3458-3460-3462-3464-3466-3468-3470-3472-3474-3476-3478-3480-3482-3484-3486-3488-3490-3492-3494-3496-3498-3500-3502-3504-3506-3508-3510-3512-3514-3516-3518-3520-3522-3524-3526-3528-3530-3532-3534-3536-3538-3540-3542-3544-3546-3548-3550-3552-3554-3556-3558-3560-3562-3564-3566-3568-3570-3572-3574-3576-3578-3580-3582-3584-3586-3588-3590-3592-3594-3596-3598-3600-3602-3604-3606-3608-3610-3612-3614-3616-3618-3620-3622-3624-3626-3628-3630-3632-3634-3636-3638-3640-3642-3644-3646-3648-3650-3652-3654-3656-3658-3660-3662-3664-3666-3668-3670-3672-3674-3676-3678-3680-3682-3684-3686-3688-3690-3692-3694-3696-3698-3700-3702-3704-3706-3708-3710-3712-3714-3716-3718-3720-3722-3724-3726-3728-3730-3732-3734-3736-3738-3740-3742-3744-3746-3748-3750-3752-3754-3756-3758-3760-3762-3764-3766-3768-3770-3772-3774-3776-3778-3780-3782-3784-3786-3788-3790-3792-3794-3796-3798-3800-3802-3804-3806-3808-3810-3812-3814-3816-3818-3820-3822-3824-3826-3828-3830-3832-3834-3836-3838-3840-3842-3844-3846-3848-3850-3852-3854-3856-3858-3860-3862-3864-3866-3868-3870-3872-3874-3876-3878-3880-3882-3884-3886-3888-3890-3892-3894-3896-3898-3900-3902-3904-3906-3908-3910-3912-3914-3916-3918-3920-3922-3924-3926-3928-3930-3932-3934-3936-3938-3940-3942-3944-3946-3948-3950-3952-3954-3956-3958-3960-3962-3964-3966-3968-3970-3972-3974-3976-3978-3980-3982-3984-3986-3988-3990-3992-3994-3996-3998-4000-4002-4004-4006-4008-4010-4012-4014-4016-4018-4020-4022-4024-4026-4028-4030-4032-4034-4036-4038-4040-4042-4044-4046-4048-4050-4052-4054-4056-4058-4060-4062-4064-4066-4068-4070-4072-4074-4076-4078-4080-4082-4084-4086-4088-4090-4092-4094-4096-4098-4100-4102-4104-4106-4108-4110-4112-4114-4116-4118-4120-4122-4124-4126-4128-4130-4132-4134-4136-4138-4140-4142-4144-4146-4148-4150-4152-4154-4156-4158-4160-4162-4164-4166-4168-4170-4172-4174-4176-4178-4180-4182-4184-4186-4188-4190-4192-4194-4196-4198-4200-4202-4204-4206-4208-4210-4212-4214-4216-4218-4220-4222-4224-4226-4228-4230-4232-4234-4236-4238-4240-4242-4244-4246-4248-4250-4252-4254-4256-4258-4260-4262-4264-4266-4268-4270-4272-4274-4276-4278-4280-4282-4284-4286-4288-4290-4292-4294-4296-4298-4300-4302-4304-4306-4308-4310-4312-4314-4316-4318-4320-4322-4324-4326-4328-4330-4332-4334-4336-4338-4340-4342-4344-4346-4348-4350-4352-4354-4356-4358-4360-4362-4364-4366-4368-4370-4372-4374-4376-4378-4380-4382-4384-4386-4388-4390-4392-4394-4396-4398-4400-4402-4404-4406-4408-4410-4412-4414-4416-4418-4420-4422-4424-4426-4428-4430-4432-4434-4436-4438-4440-4442-4444-4446-4448-4450-4452-4454-4456-4458-4460-4462-4464-4466-4468-4470-4472-4474-4476-4478-4480-4482-4484-4486-4488-4490-4492-4494-4496-4498-4500-4502-4504-4506-4508-4510-4512-4514-4516-4518-4520-4522-4524-4526-4528-4530-4532-4534-4536-4538-4540-4542-4544-4546-4548-4550-4552-4554-4556-4558-4560-4562-4564-4566-4568-4570-4572-4574-4576-4578-4580-4582-4584-4586-4588-4590-4592-4594-4596-4598-4600-4602-4604-4606-4608-4610-4612-4614-4616-4618-4620-4622-4624-4626-4628-4630-4632-4634-4636-4638-4640-4642-4644-4646-4648-4650-4652-4654-4656-4658-4660-4662-4664-4666-4668																				

SPECIAL STATISTICS

Game	Pts off T/O (Wis / Opp)	Pts in Paint (Wis / Opp)	2nd Chance Pts (Wis / Opp)	Fast Break Pts (Wis / Opp)	Bench Pts (Wis / Opp)
11/9/21 - ST. FRANCIS BKN	21 / 19	36 / 26	11 / 4	13 / 1	29 / 21
11/12/21 - GREEN BAY	16 / 4	32 / 12	25 / 9	8 / 4	19 / 26
11/15/21 - PROVIDENCE	16 / 5	22 / 22	6 / 19	4 / 11	6 / 9
11/22/21 - vs. Texas A&M	22 / 14	26 / 16	15 / 5	5 / 13	6 / 24
11/23/21 - vs. Houston	11 / 8	26 / 26	2 / 6	5 / 7	6 / 23
11/24/21 - vs. Saint Mary's	13 / 7	26 / 34	9 / 10	0 / 2	9 / 11
12/1/21 - at Georgia Tech	11 / 5	24 / 24	11 / 10	5 / 10	7 / 11
12/4/21 - MARQUETTE	12 / 13	34 / 34	12 / 5	9 / 8	9 / 40
12/8/21 - INDIANA	15 / 7	22 / 30	11 / 16	6 / 14	17 / 12
12/11/21 - at Ohio State	11 / 9	24 / 32	2 / 11	8 / 14	10 / 20
12/15/21 - NICHOLLS	11 / 9	32 / 40	13 / 2	2 / 4	17 / 18
12/29/21 - ILLINOIS STATE	13 / 9	36 / 30	13 / 9	13 / 13	10 / 6
1/3/22 - at Purdue	12 / 10	28 / 28	12 / 12	6 / 6	7 / 29
1/6/22 - IOWA	13 / 8	40 / 38	18 / 14	5 / 9	4 / 21
1/9/22 - at Maryland	18 / 5	32 / 24	8 / 3	9 / 10	7 / 12
RUNNING TOTAL	125 / 132	440 / 416	165 / 135	98 / 126	157 / 274
PER GAME AVERAGE	14.3 / 8.8	29.3 / 27.7	11.0 / 9.0	6.5 / 8.4	10.5 / 18.3

TEAM SUPERLATIVES

WISCONSIN

HIGH

LOW

• Points	89	2x; MR ILLINOIS ST (12/29/21)	55	at Ohio State (12/11/21)
• First-Half Points	46	ILLINOIS ST (12/29/21)	23	PROVIDENCE (11/15/21)
• Second-Half Points	55	MARQUETTE (12/4/21)	25	vs. Houston (11/23/21)
• Field Goals Made	33	IOWA (1/6/22)	20	PROVIDENCE (11/15/21)
• Field Goal Attempts	66	3x; MR IOWA (1/6/22)	49	vs. Houston (11/23/21)
• Field Goal Percentage	.508 (31-61)	MARQUETTE (12/4/21)	.328 (20-61)	PROVIDENCE (11/15/21)
• 3-Point Field Goals Made	10	2x; MR MARQUETTE (12/4/21)	3	vs. Saint Mary's (11/24/21)
• 3-Point Field Goal Attempts	27	PROVIDENCE (11/15/21)	12	vs. Saint Mary's (11/24/21)
• 3-Point Field Goal Pct. (min. 10 att.)	.455 (10-22)	ST. FRANCIS BROOKLYN (11/9/21)	.185 (5-27)	PROVIDENCE (11/15/21)
• Free Throws Made	25	ILLINOIS ST (12/29/21)	5	at Ohio State (12/11/21)
• Free Throw Attempts	32	ILLINOIS ST (12/29/21)	9	at Ohio State (12/11/21)
• Free Throw Pct. (min. 12 att.)	.905 (19-21)	GREEN BAY (11/12/21)	.630 (17-27)	NICHOLLS (12/15/21)
• Offensive Rebounds	18	GREEN BAY (11/12/21)	2	vs. Houston (11/23/21)
• Defensive Rebounds	33	ST. FRANCIS BROOKLYN (11/9/21)	20	at Georgia Tech (12/1/21)
• Total Rebounds	50	GREEN BAY (11/12/21)	28	3x; MR at Ohio State (12/11/21)
• Fouls	22	at Purdue (1/3/22)	10	ST. FRANCIS BROOKLYN (11/9/21)
• Assists	15	IOWA (1/6/22)	4	vs. Saint Mary's (11/24/21)
• Turnovers	12	ST. FRANCIS BROOKLYN (11/9/21)	4	INDIANA (12/8/21)
• Steals	10	GREEN BAY (11/12/21)	3	ILLINOIS ST (12/29/21)
• Blocked Shots	6	2x; MR INDIANA (12/8/21)	1	IOWA (1/6/22)

OPPONENT

HIGH

LOW

• Points	85	ILLINOIS ST (12/29/21)	34	GREEN BAY (11/12/21)
• First-Half Points	42	INDIANA (12/8/21)	15	GREEN BAY (11/12/21)
• Second-Half Points	49	ILLINOIS ST (12/29/21)	17	INDIANA (12/8/21)
• Field Goals Made	30	2x; MR IOWA (1/6/22)	12	GREEN BAY (11/12/21)
• Field Goal Attempts	63	ST. FRANCIS BROOKLYN (11/9/21)	49	vs. Texas A&M (11/22/21)
• Field Goal Percentage	.500 (30-60)	ILLINOIS ST (12/29/21)	.235 (12-51)	GREEN BAY (11/12/21)
• 3-Point Field Goals Made	10	vs. Texas A&M (11/22/21)	3	GREEN BAY (11/12/21)
• 3-Point Field Goal Attempts	26	2x; MR MARQUETTE (12/4/21)	13	INDIANA (12/8/21)
• 3-Point Field Goal Pct. (min. 10 att.)	.412 (7-17)	at Maryland (1/9/22)	.188 (3-16)	GREEN BAY (11/12/21)
• Free Throws Made	16	2x; MR ILLINOIS ST (12/29/21)	3	2x; MR NICHOLLS (12/15/21)
• Free Throw Attempts	24	at Purdue (1/3/22)	4	ST. FRANCIS BROOKLYN (11/9/21)
• Free Throw Pct. (min. 10 att.)	.800 (16-20)	at Georgia Tech (12/1/21)	.462 (6-13)	INDIANA (12/8/21)
• Offensive Rebounds	14	INDIANA (12/8/21)	5	2x; MR at Maryland (1/9/22)
• Defensive Rebounds	41	at Ohio State (12/11/21)	20	IOWA (1/6/22)
• Total Rebounds	49	at Ohio State (12/11/21)	26	IOWA (1/6/22)
• Fouls	28	ILLINOIS ST (12/29/21)	14	at Ohio State (12/11/21)
• Assists	19	2x; MR IOWA (1/6/22)	5	ST. FRANCIS BROOKLYN (11/9/21)
• Turnovers	16	2x; MR vs. Saint Mary's (11/24/21)	8	IOWA (1/6/22)
• Steals	8	ST. FRANCIS BROOKLYN (11/9/21)	2	2x; MR at Purdue (1/3/22)
• Blocked Shots	7	IOWA (1/6/22)	0	at Purdue (1/3/22)

MISCELLANEOUS

HIGH

SECOND-HIGHEST

• UW's Largest Deficit Overcome in Win	22 (42-20, 1:17 1H) INDIANA (12/8/21)	16 (10-26, 12:04 1H) vs. Texas A&M (11/22/21)
• UW's Largest Deficit Overcome in Win (2nd Half/OT)	17 (42-25, 19:43 2H) INDIANA (12/8/21)	12 (42-30, 18:40 2H) NICHOLLS (12/15/21)
• UW's Largest Lead Surrendered in Loss	8 (17-9, 11:47 1H) at Ohio State (12/11/21)	6 (18-12, 9:11 1H) PROVIDENCE (11/15/21)
• UW's Largest Lead Surrendered in Loss (2nd Half/OT)	--	--
• UW's Largest Halftime Lead	24 GREEN BAY (11/12/21)	21 ST. FRANCIS BROOKLYN (11/9/21)
• UW's Largest Halftime Deficit	17 INDIANA (12/8/21)	11 PROVIDENCE (11/15/21)
• UW's Largest Lead	45 (69-24, 5:07 2H) GREEN BAY (11/12/21)	32 (65-33, 8:33 2H) ST. FRANCIS BROOKLYN (11/9/21)
• UW's Largest Deficit	22 (42-20, 1:17 1H) INDIANA (12/8/21)	16 (10-26, 12:04 1H) vs. Texas A&M (11/22/21)

INDIVIDUAL SUPERLATIVES

WISCONSIN

HIGH

SECOND-HIGHEST

• Points	37	Johnny Davis (at Purdue - 1/3/22)	30	Johnny Davis (Houston - 11/23/21)
• First-Half Points	19	Johnny Davis (IOWA - 1/6/22)	18	Johnny Davis (Houston - 11/23/21)
• Second-Half Points	27	Johnny Davis (at Purdue - 1/3/22)	14	2x; MR Davison (MARQUETTE - 12/4/21)
• Field Goals Made	13	Johnny Davis (at Purdue - 1/3/22)	11	Johnny Davis (at Ohio State - 12/11/21)
• Field Goal Attempts	24	Johnny Davis (at Purdue - 1/3/22)	23	Johnny Davis (ILLINOIS ST - 12/29/21)
• Field Goal Percentage (min. 5 made)	.875 (7-8)	Steven Crowl (ILLINOIS ST - 12/29/21)	.857 (6-7)	Tyler Wahl (IOWA - 1/6/22)
• 3-Point Field Goals Made	5	Brad Davison (at Georgia Tech - 12/1/21)	4	3x; MR Davison (NICHOLLS - 12/15/21)
• 3-Point Field Goal Attempts	11	2x; MR Davison (Texas A&M - 11/22/21)	9	2x; MR Davison (NICHOLLS - 12/15/21)
• 3-Point Field Goal Pct. (min. 2 made)	.750 (3-4)	Lorne Bowman II (SF BROOKLYN - 11/9/21)	.666 (2-3)	2x; MR Crowl (MARQUETTE - 12/4/21)
• Free Throws Made	9	Johnny Davis (at Purdue - 1/3/22)	8	3x; MR 2 Badgers (ILLINOIS ST - 12/29/21)
• Free Throw Attempts	12	2x; MR Davis (at Purdue - 1/3/22)	10	Brad Davison (PROVIDENCE - 11/15/21)
• Free Throw Pct. (min. 5 made)	1.000 (6-6)	3x; MR Wahl (Saint Mary's - 11/24/21)	1.000 (5-5)	3x; MR Wahl (at Maryland - 1/9/22)
• Offensive Rebounds	8	Steven Crowl (ILLINOIS ST - 12/29/21)	4	2x; MR Vogt (NICHOLLS - 12/15/21)
• Defensive Rebounds	13	Johnny Davis (at Purdue - 1/3/22)	9	Tyler Wahl (INDIANA - 12/8/21)
• Total Rebounds	14	Johnny Davis (at Purdue - 1/3/22)	12	Tyler Wahl (INDIANA - 12/8/21)
• Fouls	5	4x; MR 3 Badgers (at Purdue - 1/3/22)	4	15x; MR Wahl (at Maryland - 1/9/22)
• Assists	6	Chucky Hepburn (MARQUETTE - 12/4/21)	5	3x; MR Davis (IOWA - 1/6/22)
• Turnovers	4	Johnny Davis (at Georgia Tech - 12/1/21)	3	8x; MR (at Maryland - 1/9/22)
• Steals	4	2x; MR Davis (Houston - 11/23/21)	3	5x; MR Crowl (at Ohio State - 12/11/21)
• Blocked Shots	4	Tyler Wahl (Saint Mary's - 11/24/21)	3	3x; MR Vogt (at Maryland - 1/9/22)

OPPONENT

HIGH

SECOND-HIGHEST

• Points	33	Michael Devoe (at Georgia Tech - 12/1/21)	28	E.J. Liddell (at Ohio State - 12/11/21)
• First-Half Points	17	Michael Devoe (at Georgia Tech - 12/1/21)	16	Nate Watson (PROVIDENCE - 11/15/21)
• Second-Half Points	19	2x; MR Ayala (at Maryland - 1/9/22)	16	2x; MR Murray (IOWA - 1/6/22)
• Field Goals Made	11	3x; MR Liddell (at Ohio State - 12/11/21)	10	3x; MR Murray (IOWA - 1/6/22)
• Field Goal Attempts	25	Ty Gordon (NICHOLLS - 12/15/21)	20	Michael Devoe (at Georgia Tech - 12/1/21)
• Field Goal Percentage (min. 5 made)	.733 (11-15)	Nate Watson (PROVIDENCE - 11/15/21)	.727 (8-11)	Patrick Emilien (SF BROOKLYN - 11/9/21)
• 3-Point Field Goals Made	6	Kyler Edwards (Houston - 11/23/21)	5	2x; MR Strong (ILLINOIS ST - 12/29/21)
• 3-Point Field Goal Attempts	11	Ty Gordon (NICHOLLS - 12/15/21)	10	Michael Devoe (at Georgia Tech - 12/1/21)
• 3-Point Field Goal Pct. (min. 3 made)	.750 (6-8)	Kyler Edwards (Houston - 11/23/21)	.600 (3-5)	3x; MR Stewart (INDIANA - 12/8/21)
• Free Throws Made	8	Sy Chatman (ILLINOIS ST - 12/29/21)	6	2x; MR Ivey (at Purdue - 1/3/22)
• Free Throw Attempts	11	Sy Chatman (ILLINOIS ST - 12/29/21)	9	Keegan Murray (IOWA - 1/6/22)
• Free Throw Pct. (min. 5 made)	.857 (6-7)	Michael Devoe (at Georgia Tech - 12/1/21)	.727 (8-11)	Sy Chatman (ILLINOIS ST - 12/29/21)
• Offensive Rebounds	5	2x; MR Edey (at Purdue - 1/3/22)	4	3x; MR Liddell (at Ohio State - 12/11/21)
• Defensive Rebounds	13	Kyle Young (at Ohio State - 12/11/21)	10	Manny Littles (NICHOLLS - 12/15/21)
• Total Rebounds	15	Manny Littles (NICHOLLS - 12/15/21)	14	Kyle Young (at Ohio State - 12/11/21)
• Fouls	5	7x; MR C. McAffery (IOWA - 1/6/22)	4	19x; MR 2 Players (at Maryland - 1/9/22)
• Assists	8	Tyler Kolek (MARQUETTE - 12/4/21)	7	2x; MR Johnson (INDIANA - 12/8/21)
• Turnovers	6	Justin Lewis (MARQUETTE - 12/4/21)	5	3x; MR Littles (NICHOLLS - 12/15/21)
• Steals	3	3x; MR Coleman (at Georgia Tech - 12/1/21)	2	6x; MR 2 Players (at Maryland - 1/9/22)
• Blocked Shots	3	3x; MR Keegan Murray (IOWA - 1/6/22)	2	12x; MR Reese (at Maryland - 1/9/22)

THE LAST TIME WISCONSIN...

Wisconsin Team

UW ranked No. 1 in AP Top 25: Feb. 21, 2007
UW ranked in AP Top 25: No. 23 (1/3/22)
UW ranked in USA Today Coaches Poll: No. 23 (1/3/22)
Played AP No. 1-ranked opponent: Win vs. Villanova, 65-62 (3/18/17)
Defeated AP No. 1-ranked opponent: Villanova, 65-62 (3/18/17)
Played AP No. 2-ranked opponent: Win vs. Michigan, 64-54 (1/19/19)
Defeated opponent ranked 3-10 by AP: Win at No. 3 Purdue, 74-69 (1/3/22)
Defeated opponent ranked 11-25 by AP: Win vs. No. 12 Houston, 65-63 (11/23/21)
Defeated AP Top 25 opponent on the road: Win at No. 3 Purdue, 74-69 (1/3/22)

Scoring

Scored 20 or more points: 21, Tyler Wahl at Maryland (1/9/22)
Scored 30 or more points: 37, Johnny Davis at #3 Purdue (1/3/22)
Scored 40 or more points: 43, Frank Kaminsky vs. North Dakota (11/19/13)
Two or more Badgers scored 30 points, same game: Joe Franklin (31) and Chuck Nagle (30) vs. Purdue (3/2/68) — only other time this happened in school history was Jack Brens (31) and Ken Siebel (31) vs. Utah (12/28/62)
Two or more Badgers scored 20 points, same game: Steven Crowl (21) and Johnny Davis (20) vs. Illinois State (12/29/21)
Three or more Badgers scored 20 points, same game: Jon Leuer (24), Josh Gasser (21), Jordan Taylor (20), vs. PVAMU (11/14/10)
Scored 20 points in one half: Johnny Davis (27 in 2nd Half) at #3 Purdue (1/3/22)
Scored 20 points/two straight games: Johnny Davis (26 vs. Iowa, 1/6/22; 37 at #3 Purdue)
Scored 20 points/three straight games: Johnny Davis (26 vs. Iowa, 1/6/22; 37 at #3 Purdue, 1/3/22; 20 vs. Illinois State, 12/29/21)
Scored 20 points/four straight games: Johnny Davis (26 vs. Iowa, 1/6/22; 37 at #3 Purdue, 1/3/22; 20 vs. Illinois State, 12/29/21; 24 at #21 Ohio State, 12/11/21)
Scored 20 points/five straight games: Johnny Davis (26 vs. Iowa, 1/6/22; 37 at #3 Purdue, 1/3/22; 20 vs. Illinois State, 12/29/21; 24 at #21 Ohio State, 12/11/21; 23 vs. Indiana, 12/8/21)
Scored 30 points/two straight games: Michael Finley (30 at Michigan, 1/29/94; 32 vs. Michigan State, 2/2/94)
No Badger scored in double figures: vs. Marquette (12/8/12)
One Badger scored in double figures: 23, Johnny Davis vs. Indiana (12/8/21)
Four players scored in double figures: Steven Crowl (21), Johnny Davis (20), Tyler Wahl (18) and Chucky Hepburn (13) vs. Illinois State (12/29/21)
Five players scored in double figures: Johnny Davis (26), Brad Davison (18), Tyler Wahl (16), Steven Crowl (12), Chucky Hepburn (11) vs. Iowa (1/6/22)
Six players scored in double figures: Reuvers (19), Davison (15), Ford (12), King (12), Trice (11) and Pritzl (10) vs. Green Bay (11/21/19)
UW Scored 70 or more points: 70, at Maryland (1/9/22)
UW Scored 80 or more points: 87, vs. Iowa (1/6/22)
UW Scored 90 or more points: 92, vs. Arkansas-Pine Bluff (11/27/20)
UW Scored 100 or more points: 101, vs. Savannah State (12/13/18)

Field Goal Shooting

Shot 90 percent or better (min. 10 att.): .900 (9-10), Carlton McGee vs. Michigan (2/26/92)
UW shot 50 percent or better: .500, vs. Iowa (1/6/22)
UW shot 60 percent or better: .603, vs. Houston Baptist (11/17/18)
UW shot 70 percent or better: .744, vs. Army (12/30/79)
UW made 30 or more field goals: 33, vs. Iowa (1/6/22)
UW made 40 or more field goals: 42, vs. Iowa (3/9/94)
UW made 50 or more field goals: Has not happened
UW attempted 60 or more field goals: 66, vs. Iowa (1/6/22)
UW attempted 70 or more field goals: 70, vs. Iowa (2/18/21)
UW attempted 80 or more field goals: 83, vs. Northwestern (1/28/95)
UW attempted 100 or more field goals: 102, vs. South Dakota (12/9/72)

3-Point Field Goal Shooting

Made 5 or more 3-point field goals: Brad Davison (5-7 3FG) vs. North Carolina (3/19/21)
UW shot 40 percent or better (min. 8 att.): .400 (8-20), vs. Illinois State (12/29/21)
UW shot 50 percent or better (min. 8 att.): .522 (12-23) vs. Penn State (3/11/21)
UW shot 60 percent or better (min. 8 att.): .640 (16-25), vs. Louisville (12/19/20)
UW shot 70 percent or better (min. 8 att.): .727, at Indiana (2/25/10)
UW shot 80 percent or better (min. 8 att.): .889, vs. North Dakota St. (12/10/86)
UW shot 90 percent or better (min. 8 att.): .900, at Illinois (1/25/97)
UW made 10 or more 3-point field goals: 10, vs. Marquette (12/4/21)
UW made 15 or more 3-point field goals: 16, vs. Louisville (12/19/20)
UW attempted 30 or more 3-point field goals: 31, vs. Illinois (2/27/21)
UW attempted 40 or more 3-point field goals: 40, vs. Temple (12/3/01)

Double-Double / Triple-Double

Had a triple-double: Ethan Happ (13 pts, 12 reb, 11 ast) vs. Northwestern (1/26/19)
Had a double-double (Pts/Reb): Johnny Davis (37 pts, 13 reb) at #3 Purdue (1/3/22)
Had a double-double (Pts/Ast): Ethan Happ (10 p, 11 r, 12a) vs. Coppin St. (11/6/18)
Had a double-double (Ast/Reb): Ethan Happ (10p, 11r, 12a) vs. Coppin St. (11/6/18)
Had a double-double in consecutive games: Johnny Davis (12/29/21 and 1/3/22)
Two with double-double: Potter (24 p, 13 r) & Davison (11 p, 13 r) at Penn State (1/11/20)

Free Throw Shooting

Perfect at the FT line (min. 10 att.): 10-10, Brad Davison vs. Illinois (1/19/18)
UW shot 80 percent or better (min. 12 att.): .833 (15-18), at Maryland (1/9/22)
UW shot 90 percent or better (min. 12 att.): .900 (19-21), vs. Green Bay (11/12/21)
UW shot 100 percent (min. 12 att.): 15-15, vs. Nebraska (12/22/20)
UW made 20 or more free throws: 25, vs. Illinois State (12/29/21)
UW made 30 or more free throws: 30, vs. Minnesota (2/13/14)
UW made 40 or more free throws: 40, vs. Minnesota (1/12/53)
UW attempted 30 or more free throws: 32, vs. Illinois State (12/29/21)
UW attempted 40 or more free throws: 42, at Illinois (2/3/13)
UW attempted 50 or more free throws: 50, at Indiana (2/12/62)
UW attempted 60 or more free throws: 61, at Michigan (2/21/53)

Rebounds

Had 10+ rebounds: 14, Johnny Davis at #3 Purdue (1/3/22)
Had 15+ rebounds: 15, Tyler Wahl vs. Green Bay (12/1/20)
Had 20+ rebounds: 25, Joe Chrmelich vs. St. Mary's (12/2/76)
Had 30+ rebounds: 30, Paul Morrow vs. Purdue (1/3/53)
Had 10+ reb. in consecutive games: Happ & Iverson, Two Straight (3/7 - 3/10)
UW had 40+ rebounds: 43, vs. Iowa (1/6/22)
UW had 50+ rebounds: 50, vs. Green Bay (11/12/21)

Assists

Had 10 or more assists: 11, Ethan Happ vs. Northwestern (1/26/19)
Had 15 or more assists: Has not happened
UW had 20 or more assists: 22, vs. Louisville (12/19/20)
UW had 30 or more assists: 30, vs. Iowa (3/9/94)

Blocked Shots

Had 5 or more blocked shots: 9 Nate Reuvers vs. Eastern Illinois (11/8/19)
Had 10 or more blocked shots: Has not happened
UW had 10 or more blocked shots: 10 vs. Eastern Illinois (11/25/20)
UW had 15 or more blocked shots: Has not happened

Steals

Had 5 or more steals: 5, Ethan Happ vs. Maryland (2/19/17)
Had 10 or more steals: 10, Mike Kelley vs. Texas (12/7/99)
UW had 10 or more steals: 10, vs. Green Bay (11/12/21)
UW had 15 or more steals: 16, (2x) MR vs. California (12/2/12)

Turnovers

UW had 1 or fewer turnovers: 1, vs. Iowa (1/20/15)
UW had 5 or fewer turnovers: 4, vs. Indiana (12/8/21)
UW had 0 turnovers in a half: 0 in 1H, vs. Arkansas-Pine Bluff (11/27/20)
Opponent committed 15 or more turnovers: 16, vs. Saint Mary's (11/24/21)
Opponent committed 20 or more turnovers: 20, vs. Illinois (2/27/21)

Overtime

Won a game in overtime: 2OT vs. Indiana (80-73), 1/7/21
Lost a game in overtime: vs. Saint Mary's (65-63), 11/5/19
Played a 2-overtime game: win vs. Indiana (80-73), 1/7/21
Played a 3-overtime game: loss vs. Indiana (85-86), 2/16/87
Played in consecutive OT games: (3) vs. Iowa (2/6/13), vs. Mich. (2/9/13), at Minn. (2/14/13)

Miscellaneous

Hit a buzzer beater: vs. Xavier, 3/20/16 (Bronson Koenig hits 3PT in corner, UW 66-63)
Won after trailing by at least 10 pts in second half: 17 vs. Indiana, 12/8/21 (down 42-25, 19:43 remaining - won 64-59)
Won after trailing by at least 15 pts in second half: 17 vs. Indiana, 12/8/21 (down 42-25, 19:43 remaining - won 64-59)
UW scored 10 straight points or more: 10-0 (8:21 1H) at Maryland (1/9/22)
UW scored 15 straight points or more: 16-0 (16:14 - 10:57 2H) vs. Nicholls (12/15/21)
UW held opp. scoreless 5:00 or longer: 6:02 (16:38 - 10:36 2H) vs. Nicholls (12/15/21)
UW held opp. scoreless for 8:00 or longer: 9:08 (17:52 - 8:44 1H) vs. Louisville (12/19/20)