

W WISCONSIN BASKETBALL

WISCONSIN BADGERS

3-11 (0-4 B1G)



Rankings (AP/Coaches): —/
Head Coach: Marisa Moseley
Wisconsin Record: 3-11 (1st yr.)
Overall Record: 48-40 (4th yr.)

vs.

MINNESOTA GOLDEN GOPHERS

8-8 (1-3 B1G)



Rankings (AP/Coaches): —/
Head Coach: Lindsay Whalen
Minnesota Record: 53-47 (4th yr.)
Overall Record: 53-47 (4th yr.)

WEDNESDAY, JAN. 12 • 6:30 P.M. • MADISON, WIS. • KOHL CENTER • B1G+

BADGERS RETURN HOME FOR BORDER BATTLE

- The Badgers (3-11, 0-4 B1G) return home to host Minnesota (8-8, 1-3) in a Border Battle on Wednesday. Tip time is 6:30 p.m. from the Kohl Center live on B1G+.
- The Border Battle is an all-sports competition between the athletic departments of Wisconsin and Minnesota. The Badgers lead the 2021-22 standings 135-105. Twenty points are on the line on Wednesday.
- The week continues on Sunday at Rutgers (7-10, 0-5). Tip time is 1 p.m. ET from The RAC in Piscataway, New Jersey.



Katie Nelson went over 1,200 career points at Illinois on Sunday.

FAST BREAK FACTS

- A low-scoring second-half hindered the Badgers as they fell at Illinois, 68-47, on Sunday. After trailing 34-32 at the half, the Badgers were outscored 31-15 in the second half.
- Junior **Julie Pospíšilová** and sophomore **Brooke Schramek** rank among the top Big Ten players for most improved scorers. Pospíšilová ranks sixth, upping her scoring from 8.9 last season to 14.4 this season, an improvement of 5.5 points per game. Schramek ranks 10th, improving her scoring from 2.9 as a freshman to 7.0 this season.
- Grad **Katie Nelson** has turned up her assists the last four games, averaging 4.8 dimes per game over the stretch. On the season, the point guard ranks 16th in the Big Ten and leads the Badger squad with 3.6 assists per game. Nelson also has an assist-to-turnover ratio of 2.7 over the last four contests, Nelson also went over 1,200 career points at Illinois on Sunday, scoring 10 points against the Illini.
- Wisconsin has struggled with its scoring the last two games, averaging 50 points per game. The Badgers scored a season-low 47 points at Illinois on Sunday, shooting a season-low 32.8% (19-58) at Illinois on Sunday. On the season, UW ranks 13th in the Big Ten with 59.1 points per game and 12th in field goal percentage at 40.3%.
- Junior **Julie Pospíšilová** continues her double-figure scoring streak, having scored 10-or-more points in all 12 games she has played this season. The 6-foot guard leads the Badgers and ranks 14th in the Big Ten with 14.4 points per game.
- Head coach **Marisa Moseley** is familiar with Minnesota as she served as an assistant for the Golden Gophers from 2007-09 under then-head coach Pam Borton. In two seasons, the Gophers were 40-24 and 22-14 in the Big Ten, making the NCAA Tournament both years, winning a tournament game in 2009.

PROBABLE STARTERS (based on last game)



2

Katie Nelson
 5-8 | G | Gr.
 5.6 ppg | 3.8 rpg
 3.6 apg | 1.6 spg



3

Brooke Schramek
 6-1 | G | So.
 6.7 ppg | 3.6 rpg
 1.6 apg




5

Julie Pospíšilová
 6-0 | G | Jr.
 14.4 ppg | 3.8 rpg
 3.3 apg | 1.6 spg



10

Halle Douglass
 6-1 | G | So.
 3.9 ppg | 2.9 rpg



30

Sydney Hilliard
 5-11 | G | Jr.
 14.1 ppg | 4.8 rpg
 2.8 apg | 1.9 spg

2021-22 SCHEDULE

Overall: 3-11 (Home 2-6; Away 0-5; Neutral 1-0)
Big Ten: 0-4 (Home 0-2; Away 0-2)

NOV. 10	ST. THOMAS	W, 67-51
NOV. 14	NJIT	L, 49-61
Nov. 19	at Bradley	L, 57-64
NOV. 22	CHICAGO STATE	L, 63-71
Nov. 24	at Milwaukee	L, 67-79

Rocky Mountain Hoops Classic, Boulder, Colo.

Nov. 27	vs. Boise State	W, 60-45
Nov. 28	at Colorado	L, 51-67

DEC. 1	VIRGINIA TECH	L, 60-70
Dec. 5	at Northwestern	L, 49-61
DEC. 9	#13/11 MICHIGAN (BTN)	L, 81-93
DEC. 12	GREEN BAY	L, 53-63
DEC. 16	ILLINOIS STATE	W, 70-60
DEC. 23	EASTERN ILLINOIS	Canc.
DEC. 30	PURDUE (BTN)	Pstpd

JAN. 5	#6/6 INDIANA	L, 53-76
Jan. 9	at Illinois	L, 47-68

JAN. 12	MINNESOTA	6:30 p.m.
Jan. 16	at Rutgers	1 p.m.

Jan. 20	at #11/10 Michigan	6 p.m.
JAN. 23	PENN STATE	2 p.m.

Jan. 27	at Nebraska	7 p.m.
Jan. 30	at Minnesota	2 p.m.

FEB. 3	IOWA	6:30 p.m.
FEB. 6	ILLINOIS	1 p.m.

Feb. 9	at #8/8 Maryland	5 p.m.
FEB. 13	MICHIGAN STATE	3 p.m.

Feb. 20	at Ohio State	1 p.m.
FEB. 23	NEBRASKA	6:30 p.m.

Feb. 27	at Purdue	TBA
---------	-----------	-----

March 2-6 at Big Ten Tournament
 Gainbridge Fieldhouse,
 Indianapolis

All home games, in **BOLD**, are played in the Kohl Center, 601 W. Dayton St. #AP/WBCA Rank

All dates and times subject to change.

FOLLOW THE #BADGERS

TV: BIG TEN NETWORK

App: B1G+
 Online: BigTenPlus.com

RADIO: U 100.9

App: iHeartRadio | U 100.9 FM
 ■ Play-by-Play: Jon Arias or Reid Magnum

SOCIAL MEDIA:

- Twitter: @BadgerWBB
- Instagram: badgerwbb
- Facebook: /WisconsinWomensBasketball
- YouTube: /WisconsinBadgers

2021-22 Big Ten Standings

Jan. 10

	Big Ten		Overall	
1. Indiana	4-0	1.000	12-2	.857
2. Michigan	4-1	.800	13-2	.867
Maryland	4-1	.800	12-4	.750
4. Northwestern	2-1	.667	10-4	.714
Iowa	2-1	.667	8-4	.667
6. Ohio State	3-2	.600	11-3	.786
7. Nebraska	2-2	.500	13-2	.867
Purdue	2-2	.500	11-4	.733
Michigan State	2-2	.500	8-7	.533
10. Penn State	1-2	.333	7-6	.538
Illinois	1-2	.333	6-8	.429
12. Minnesota	1-3	.250	8-8	.500
13. Wisconsin	0-4	.000	3-11	.214
Rutgers	0-5	.000	7-10	.412

ALL GAMES

13. Scoring Offense	59.1
8. Scoring Defense	66.4
14. Scoring Margin	-7.3
12. Field Goal Pct.	40.3
12. Field Goal Pct. Defense	41.9
12. 3-pt Field Goal Pct.	29.9
13. 3-pt Field Goal Pct. Defense	33.3
10. 3-pt Field Goals Made	5.7
9. Free Throw Pct.	71.3
14. Rebounding Offense	31.5
8. Rebounding Defense	35.4
13. Rebounding Margin	-3.9
12. Offensive Rebounds	9.9
14. Defensive Rebounds	21.6
14. Assists	12.4
10. Assist/Turnover Ratio	0.8
6. Turnovers per game	15.0
12. Turnover Margin	-1.8
14. Blocked Shots	2.6
13. Steals	6.9

INDIVIDUAL

Scoring	14. Julie Pospíšilová	14.4
	15. Sydney Hilliard	14.1
FG%	4. Sydney Hilliard	56.3
	17. Julie Pospíšilová	36.2
3-pt %	12. Julie Pospíšilová	30.8
3 pt per game	13. Julie Pospíšilová	2.0
Assists.	16. Katie Nelson	3.6
	17. Julie Pospíšilová	3.3
	23. Sydney Hilliard	2.8
Asst/TO	5. Katie Nelson	2.4
	T20. Julie Pospíšilová	1.1
Blocks	T18. Sara Stapleton	0.8
	T18. Julie Pospíšilová	0.8
Steals	T3. Sydney Hilliard	1.9
	T11. Katie Nelson	1.6
Minutes	1. Katie Nelson	37.7
	2. Julie Pospíšilová	35.7
	4. Sydney Hilliard	34.8

BADGERS FALL AT ILLINOIS

■ A low-scoring second half hindered Wisconsin as it fell at Illinois, 65-47, on Sunday afternoon. Trailing 34-32 at the half, the Badgers were outscored 31-15 in the second half.

■ After shooting 40.6% (13-32) in the first half, Wisconsin shot just 23.1% (6-26) in the second half while Illinois upped its shooting from 37.5% (12-32) in the first half to 42.9% (12-28) in the second stanza. For the game, the Illini shot 40% (24-60) while Wisconsin connected on a season-low 32.8% (19-58).

■ Free throws also made a difference as Illinois went to the line 16 times, making 10 for 62.5% while UW was just 2-4 (50%) from the charity stripe.

■ Illinois had three players score in double figures. Wisconsin was led by **Julie Pospíšilová** with 14 points while **Katie Nelson** added 12 points. Nelson also dished off a game-high six assists.

■ UW was outrebounded 25-13 in the second half and finished the game with 15 fewer rebounds (45-30). The Illini pulled down 18 offensive rebounds leading to 14 second-chance points. **Halle Douglass** led Wisconsin with seven boards.

■ UW dished off 12 assists while turning the ball over 15 times. Illinois had six steals on defense while giving the ball up 13 times.

POSPÍŠILOVÁ, SCHRAMEK MOST IMPROVED

■ Junior **Julie Pospíšilová** and sophomore **Brooke Schramek** rank among the top Big Ten players for most improved scorers.

2021-22 CAREER COUNTDOWN

Milestone	Name	Date
1200 points	Katie Nelson (Career)	at Illinois, 1/9
800 points	Sydney Hilliard	vs. Indiana, 1/5
700 points	Sydney Hilliard	vs. Chicago State, 11/22
500 points	Julie Pospíšilová	vs. Illinois State, 12/16
400 points	Julie Pospíšilová	at Milwaukee, 11/24
200 points	Sara Stapleton	vs. NJIT, 11/14
100 points	Brooke Schramek	vs. Northwestern, 12/5
	Krystyna Ellew	at Illinois, 1/9

400 rebounds	Katie Nelson (Career)	at Illinois, 1/9
300 rebounds	Sydney Hilliard	at Colorado, 11/28
200 rebounds	Julie Pospíšilová	vs. Northwestern, 12/5

400 assists	Katie Nelson	vs. Chicago State, 11/22
-------------	--------------	--------------------------

Milestone	Name	# Needed
300 points	Sara Stapleton	27
100 points	Halle Douglass	11
100 rebounds	Brooke Schramek	11
200 assists	Sydney Hilliard	6
	Julie Pospíšilová	15

■ Pospíšilová ranks sixth, upping her scoring from 8.9 last season to 14.4 this season, an improvement of 5.5 ppg.

■ Schramek ranks 10th, improving her scoring from 2.9 as a freshman to 7.0 this season.

Name, School	00-01	01-02	+
1. Emily Kiser, MICH	2.4	10.7	+8.3
Makenna Marisa, PSU	13.4	21.7	+8.3
3. Angel Reese, MD	10.0	18.2	+8.2
4. Cassidy Hardin, PUR	2.8	10.4	+7.6
5. Ra Shaya Kyle, PUR	5.3	11.0	+5.7
6. Julie Pospíšilová, WIS	8.9	14.5	+5.5
7. Rickie Woltman, PUR	1.0	5.7	+4.7
8. Danielle Rauch, MICH	2.3	6.3	+4.0
9. Madison Layden, PUR	8.7	12.6	+3.9
10. Brooke Schramek, WIS	2.9	6.7	+3.8

2020-21 WISCONSIN ROSTER

NO	NAME	POS	HT	YR	HOMETOWN/HIGH SCHOOL (PREVIOUS)
2	Katie Nelson	G	5-8	Gr.	Falmouth, Mass./Bishop Feehan (Boston Univ.)
3	Brooke Schramek	G	6-1	So.	Naperville, Ill./Benet Academy
5	Julie Pospíšilová	G	6-0	Jr.	Prague, Czech Republic/Gym. Jaroslava Seiferta
10	Halle Douglass	G	6-1	So.	Lake Forest, Ill./Lake Forest
11	Maty Wilke	G	5-10	Fr.	Beaver Dam, Wis./Beaver Dam
14	Krystyna Ellew	G	5-10	Fr.	Chicago, Ill./Taft
20	Sacia Vanderpool	G	6-4	Fr.	Byron, Minn./Byron
23	Lexi Duckett	G	5-11	RS So.	Daytona Beach, Fla./Father Lopez (UNC)
24	Natalie Leuzinger	G	5-8	So.	Monroe, Wis./Black Hawk
30	Sydney Hilliard	G	5-11	Jr.	Monroe, Wis./Monroe
40	Tara Stauffacher	G	5-11	Jr.	Columbus, Wis./Beaver Dam
41	Sara Stapleton	F/C	6-3	Jr.	Blaine, Minn./Centennial

Head Coach: Marisa Moseley

Associate Head Coach: Scott Merritt

Assistant Coaches: Kate Barnosky, Caroline Doty

Director of Operations: Mitch Simmons

Video Director: Will Watkins

Strength and Conditioning: A.J. Whitehead

Graduate Assistant: Estella Moschkau

PRONUNCIATION GUIDE: #3 Brooke SCHRAM-ick | #5 Julie POHS-pish-eh-LOW-va | #10 HAL-ee Douglass | #11 MAT ee WILL key | #14 Christina ELL ew | #20 SAY sha VAN der pool | #24 Natalie LIGHT-zing-er | #40 Tara STAW fah ker | HC Marisa MOHS lee | AC Kate bar NOS kee | AC Caroline DOH tee

COMPARING THE TEAMS

	G	PPG	FG%	3-pt%	FT%	RPG	APG	TOPG	SPG	BPG	OPP PPG
Wisconsin	14	59.1	.403	.299	.713	31.5	12.4	15.0	6.9	2.6	66.4
Minnesota	16	69.1	.417	.372	.728	37.3	13.6	16.5	7.3	3.8	68.3

JULIE P FOR THE SCORE

- Junior **Julie Pospíšilová** continues her double-figure scoring streak, having scored 10-or-more points in all 12 games she has played this season. The 6-foot guard leads the Badgers and ranks 14th in the Big Ten with 14.4 points per game.
- Over the last four games, she is averaging 15.0 points per game while shooting 42.6% (23-54) from the field, including 41.7% (10-24) from 3-point range. Pospíšilová also adds 4.0 rebounds, 3.0 assists, 1.0 blocks and 1.3 steals per game over the stretch.
- On the season, she shoots 37% (57-154) from the field and leads the Badgers with 22 3-pointers. Pospíšilová ranks 12th in the Big Ten with 2.0 triples per game. She also adds 3.9 rebounds, 3.5 assists, and 1.5 steals per game.

DOUGLASS FOR THE REBOUND

- Sophomore **Halle Douglass** has led the Badgers in rebounding in two of the last three games. The 6-1 guard is averaging 6.7 rebounds per game over the stretch.
- Douglass had a career-high nine rebounds against Illinois State on Dec. 16 and a team-high seven rebounds at Illinois on Sunday.
- On the season, she averages 3.9 points per game and 2.9 rebounds per game. Douglass has started the last three games.

LEUZINGER LIGHTING UP

- Sophomore **Natalie Leuzinger** had a career game at Illinois on Sunday, recording a career-high three points and one assist.
- The guard hit career bests of 1-3 from 3-point range, playing a season-high 10 minutes. She also took a charge and played a key defensive role.

SLOW START TO GAMES

- The Badgers have been struggling with slow starts this season, being outscored by 12 foes in the first period this season. The Badgers average 11.7 points in the first quarter while foes average 17.4 points in the first period.
- Wisconsin has been outscored by at least nine points by seven opponents in the first quarter this season—Chicago State (21-7), Colorado (18-9), Virginia Tech (27-17), Northwestern (17-7), Michigan (22-13), Green Bay (23-11) and Illinois (23-13).

REBOUNDING STRUGGLES

- UW recorded a season-low 25 rebounds against Indiana on Jan. 5 and 30 boards at Illinois on Sunday, dropping its season average to 31.5 boards per game, which ranks 14th in the Big Ten.
- The Badgers give up 35.4 rebounds per game, which ranks eighth in the Big Ten, and has a rebounding margin of minus 3.9, which sits 13th in the Big Ten.
- Junior **Sydney Hilliard** leads the team with 4.8 rebounds per game while **Julie Pospíšilová** and **Katie Nelson** add 3.8 boards per game.

COUNTING DOWN

- Sophomore **Halle Douglass** needs 11 points for 100 career points.
- Junior **Sydney Hilliard** needs just six assists to reach 200 career helpers.
- Junior **Julie Pospíšilová** is counting down to 200 assists, needing 15 helpers.
- Sophomore **Brooke Schramek** is 11 rebounds away from 100 boards.

I GOT THAT!

- Freshman **Krystyna Ellew** went over 100 career points at Illinois on Sunday.
- Grad student **Katie Nelson** went over 1,200 career points at Illinois on Sunday. The guard has 1,205 points in her fifth season. She also went over 400 career rebounds against the Illini. Nelson has 403 boards.

HAVING A CAREER SEASON

- Eight upperclassmen are having the best seasons of their careers in 2021-22 in at least one statistical category.
- **Halle Douglass**, who missed the first two games of the season with a lower leg injury, is averaging season bests of 3.9 points and 2.9 rebounds per game. She is shooting a season-best 40.5%. Douglass has three blocks, needing one more to equal her freshman total, and six steals, equaling last year's total.
- **Lexi Duckett** is averaging season bests of 1.4 points per game while shooting 26.7% from the field, including 30% from 3-point range. The guard is also shooting 66.7% from the free-throw line. She also has two assists this season after tallying one assist as a freshman and also earned her first career block.
- **Sydney Hilliard** is shooting a season-best 56.3% from the field. She is also averaging a season-best 1.9 steals per game.

SERIES HISTORY

Minnesota

Minnesota leads: 45-36

In Madison: Minnesota leads 20-19

In Minneapolis: Minnesota leads 20-14

Neutral: Series tied 4-4

Date	Place	W/L	Score
Jan. 23, 2016	Madison, Wis.	L	77-84
Jan. 7, 2017	Minneapolis, Minn.	L	60-88
Jan. 18, 2018	Minneapolis, Minn.	L	65-90
Jan. 31, 2018	Madison, Wis.	L	61-71
Dec. 28, 2018	Minneapolis, Minn.	L	56-74
Jan. 17, 2019	Madison, Wis.	L	50-78
Jan. 22, 2020	Minneapolis, Minn.	W	72-62
Feb. 6, 2020	Madison, Wis.	L	64-73
Jan. 3, 2021	Madison, Wis.	L	83-88
Feb. 14, 2021	Minneapolis, Minn.	L	63-68

- **Natalie Leuzinger** is averaging a season-best 0.8 points per game. She also has her first career assists.
- **Katie Nelson** is averaging a season-best 3.8 rebounds per game.
- **Julie Pospíšilová**, who missed the first two games of the season, playing with the Czech National Team, is averaging a season-best 14.4 points per game. She is also shooting a season-best 76.7% from the free-throw line.
- **Brooke Schramek** is averaging season bests of 6.7 points, 3.6 rebounds, 1.6 assists and 0.4 steals per game. She is also shooting a season-best 38.6% from the field, 25% from 3-point range and 65.5% from the free-throw line.
- **Sara Stapleton** is averaging season-best 6.7 points per game and already has five steals this season, after tallying 10 steals her first two seasons combined.
- **Tara Stauffacher** is shooting a season-best 38.9% from the field. She also has five steals, which ties her season totals from her freshman and sophomore seasons.

POSPÍŠILOVÁ NAMED ALL-TOURNEY

- Junior **Julie Pospíšilová** was named to the Rocky Mountain Hoops Classic All-Tournament team.
- The 6-foot guard averaged a team-best 12.5 points while adding 4.5 rebounds per game. She dished off a career-high eight assists vs. Boise State to average 4.5 assists per game. Pospíšilová also added 1.5 blocks and 1.5 steals per game.

IMPRESSIVE DEBUT FOR ELLEW

- Freshman **Krystyna Ellew** scored a game-high 29 points in the Badgers' season-opening, 67-51, win over St. Thomas on Nov. 10.
- It's believed to be the most points ever scored by a Big Ten freshman in her collegiate debut, surpassing the

QUICK FACTS

School	University of Wisconsin
Location	Madison, Wis.
Population	263,332
Founded	1848
Enrollment	47,936
Nickname	Badgers
School Colors	Cardinal and White
Affiliation	NCAA Division I
Conference	Big Ten
Chancellor	Rebecca Blank
Director of Athletics	Chris MacIntosh
Athletic Dept. Phone	608-262-1866
Ticket Office Phone	608-262-1440
Website	UWBadgers.com
Twitter	@BadgerWBB
Instagram	badgerwbb
Facebook	/WisconsinWomensBasketball

BASKETBALL STAFF

Head Coach	Marisa Moseley
Alma Mater, Year	Boston University
Overall	48-39 (4th yr.)
Wisconsin	3-11 (1st yr.)

Associate Head Coach	Scott Merritt (1st Yr.)
Assistant Coach	Kate Barnosky (1st yr.)
Assistant Coach	Caroline Doty (1st yr.)
Strength & Conditioning Coach	AJ Whitehead
Graduate Assistant	Estella Moschkau
Director of Operations	Mitch Simmons
Video Coordinator	Will Watkins

KOHL CENTER

Opened	Jan. 20, 1998
Seasons	24th year
Capacity	17,142

2021-22 IN REVIEW

Overall Record	5-19
Big Ten Record (finish)	2-18 (14th)
Postseason	None

2021-22 TEAM INFORMATION

Starters Returning/Lost	3/2
Letterwinners Returning/Lost	9/3
Newcomers	4

TOP RETURNEES

Sydney Hilliard (Jr.)*	15.5 ppg, 5.3 rpg, 4.0 apg
Julie Pospíšilová (Jr.)*	8.9 ppg, 3.8 rpg, 3.7 apg
Sarah Stapleton (Jr.)*	6.5 ppg, 4.0 rpg
* 2020-21 Starter	

NEWCOMERS

Lexi Duckett (RS So.)	Daytona Beach, Fla./UNC
Krystyna Ellew (Fr.)	Chicago, Ill.
Katie Nelson (Gr.)	Falmouth, Mass./Boston Univ.
Sacia Vanderpool (Fr.)	Byron, Minn.
Maty Wilke (Fr.)	Beaver Dam, Wis.

TEAM HISTORY

First Year	1974-75
Years	49th year
Overall record	624-732 (.461)
Big Ten record	246-427 (.366)

NCAA TOURNAMENT HISTORY

Appearances (Last)	7 (2010)
Record	2-7

previous mark of 27 points done twice before— Illinois' Robin Preece against Illinois State on Dec. 1, 1992, and Iowa's Caitlin Clark vs. Northern Iowa on Nov. 25, 2020.

- It also ties for fifth on the UW freshman single-game scoring list.

MOSELEY RECOGNIZED

- Head coach **Marisa Moseley** was named one of 40 Under 40: Rising Stars in women's basketball, according to *The Athletic* on Nov. 23.
- Moseley won her first game at Wisconsin on Nov. 10 with a 67-51 win over St. Thomas.

POSPÍŠILOVÁ PLAYS INTERNATIONAL

- Junior **Julie Pospíšilová** missed the first two games of the season, playing with the Czech Republic in the European Championships.
- The Czech team lost to Belarus, 66-60, on Nov. 13 with Pospíšilová scoring four points, adding two assists and one steal. On Nov. 14 the team defeated Ireland, 70-54, with Pospíšilová scoring seven points and adding three rebounds, three assists and one steal.
- Over the two games, Pospíšilová averaged 18 minutes, 5.5 points, 1.5 rebounds, 2.5 assists and 1.0 steals per game.

STARTERS, STATS RETURN

- Wisconsin returns nine letterwinners and three starters from last season.
- Leading the team is **Sydney Hilliard**, who averaged a team-best 15.5 ppg last season, earning consensus honorable mention All-Big Ten selection in 2021. Other returning starters include **Julie Pospíšilová** (8.9 ppg/3.7 apg) and **Sara Stapleton** (6.5 ppg/4.0 rpg).
- The Badgers return 83.4% of their assists, 72% of their 3-pointers, 62% of their points, and 60% of their rebounds from last season.

BADGER STATE PRIDE

- Wisconsin's 2021-22 roster features four Badger state natives.
- **Sydney Hilliard** was honored as the 2019 Point Guard of the Year at Monroe High School. **Tara Stauffacher** was ranked as the No. 1 player in the state in 2019 by MaxPreps.com for Beaver Dam High School. Freshman **Maty Wilke** joins the Badgers this season after a stand-out career at Beaver Dam. The other Wisconsin native is **Natalie Leuzinger** from Monroe.

BADGERS WELCOME FIVE

- The Badgers added five new athletes to the team in 2021-22.
- **Katie Nelson** comes to UW four years at Boston University under head coach Marisa Moseley. Nelson was a three-time All-Patriot League pick, including first-team honors in 2021. She scored more than 1,000 points and led the Terriers in assists all three years.
- Redshirt sophomore **Lexi Duckett** transferred from North Carolina at semester break in 2020-21. The 5-foot-11 guard played in 17 games with the Tarheels in 2019-20, averaging 1.0 points and 0.6 rebounds per game.
- Wisconsin also signed three for the 2021-22 season—**Maty Wilke**, a 5-foot-10 guard from Beaver Dam; **Sacia Vanderpool**, a 6-foot-4 forward from Byron, Minnesota; and **Krystyna Ellew**, a 5-foot-10 guard from Chicago.
- Wilke was a unanimous first-team all-state honoree in 2020. In 2019-20, she averaged 16.6 points, 7.4 rebounds, 4.8 assists and 3.6 steals per game. Wilke led the Golden Beavers to two state championships.
- Vanderpool was a 2021 3A state all star, averaging 16.9 points, 9.4 rebounds and 3.0 blocks per game as a senior.
- Ellew is the all-time leading scorer at Taft High School and earned first-team all-state honors as a senior. Ellew averaged 20+ points and eight+ rebounds per game throughout her career.



THE MOSELEY FILE

• Wisconsin Record:	3-11 (1st yr.)
• Career Record:	48-40 (4th yr.)
• Big Ten Record:	0-4
• Alma Mater:	Boston, 2004

NOTABLE ATHLETES

WNBA ATHLETES

Tina Charles	Napheesa Collier
Stefanie Dolson	Bria Hartley
Moriah Jefferson	Maya Moore
Breanna Stewart	Kia Nurse
Morgan Tuck	Megan Walker
Katie Lou Samuelson	Gabby Nurse
Kaleena Mosqueda-Lewis	Kiah Stokes

ALL-AMERICANS

Gabby Williams, UConn—2017, '18
 Katie Lou Samuelson, UConn—2017, '18
 Napheesa Collier, UConn—2017
 Breanna Stewart, UConn—2014, '15, '16
 Moriah Jefferson, UConn—2015, '16
 Morgan Tuck, UConn—2016
 Kaleena Mosqueda-Lewis, UConn—2013, '15
 Stefanie Dolson, UConn—2013, '15
 Bria Hartley, UConn—2012, '14
 Maya Moore, UConn—2010, '11
 Tina Charles, UConn—2010

OLYMPIANS

2020: Breanna Stewart, Tina Charles, Napheesa Collier (Gold, USA)
 Stefanie Dolson (Gold—3x3)
 Gabby Williams (Bronze, France)
 Kia Nurse (Canada)

2016: Maya Moore, Breanna Stewart (Gold, USA)
 Kia Nurse (Canada)

2012: Tina Charles, Maya Moore (Gold, USA)

AP NATIONAL PLAYERS OF THE YEAR

Breanna Stewart, UConn—2016, '15, '14
 Maya Moore, UConn—2014

HEAD COACH MARISA MOSELEY

- Named head coach of the Badgers in March 2021
- Won her first game at Wisconsin vs. St. Thomas on Nov. 10, 2021
- Spent three seasons as the head coach at Boston University, compiling a 45-29 record
- Named the 2018-19 Patriot League Coach of the Year
- Two-time Patriot League Tournament participants
- Six Patriot League honorees
- Spent nine season as assistant coach at Connecticut
- Won five NCAA championships and nine conference titles with the Huskies
- Coached three National Players of the Year and 11 All-Americans
- Coached seven Olympians
- Spent two season as assistant coach at Minnesota and one year as assistant coach at Denver
- Founding member of the Patriot League's Anti-Racism Commission
- Member of the University of Connecticut's Diversity Council
- Member of the University of Denver's Diversity, Equity and Inclusion Committee
- Four-year letterwinner at Boston University from 2000-04
- Earned third-team all-conference honors
- Named team defensive player of the year
- Four-year member of the America East Honor Roll

Moseley year by year

Wisconsin—Head Coach

Year	Record	Pct.	Conf.	Record	Place	Postseason
2020-21	3-11	.214	B1G	0-3	T13th	
1st year	3-11	.214		0-4		

Boston University—Head Coach

Year	Record	Pct.	Conf.	Record	Place	Postseason
2020-21	12-3	.800	Patriot	10-2	1st	PL Tournament Runner-Up
2019-20	18-12	.600	Patriot	12-6	2nd	PL Tournament Semifinals
2018-19	15-14	.517	Patriot	11-7	4th	PL Tournament Quarterfinals
3 years	45-29	.613		33-15	.679	

Head Coaching Record

Year	Record	Pct.	Conf.	Record	Pct.
4th year	48-40	.545		33-19	.635

UConn—Assistant Coach

Year	Record	Pct.	Conf.	Record	Place	Postseason
2017-18	36-1	.973	16-0	1.000	1st	Final Four
2016-17	26-1	.963	16-0	1.000	1st	Final Four
2015-16	28-0	1.000	18-0	1.000	1st	National Champions
2014-15	38-1	.974	18-0	1.000	1st	National Champions
2013-14	40-0	1.000	18-0	1.000	1st	National Champions
2012-13	35-4	.897	14-2	.875	2nd	National Champions
2011-12	33-5	.868	13-3	.813	3rd	Final Four
2010-11	36-2	.947	16-0	1.000	1st	Final Four
2009-10	39-0	1.000	16-0	1.000	1st	National Champions
9 years	330-14	.959	145-5	.967		

2 | KATIE NELSON

Graduate Student | Guard | 5-8
Falmouth, Mass. | Bishop Feehan | Boston University



Instagram: knelson44



Honors: 2021 All-Patriot League First Team ... 2020 All-Patriot League Second Team... 2019 All-Patriot League Third Team... 2018 Patriot League All-Rookie Team... Patriot League Rookie of the Week - Nov. 20, 2017, Nov. 27, 2017... 2018, 2019, 2020 Patriot League Academic Honor Roll

Of note: Graduate transfer from Boston University ... started all 103 games at BU and led the team in assists and minutes in each of her four seasons

2021-22: Started her first game as a Badger vs. St. Thomas (Nov. 10) ... has started all 14 games ... leads the Big Ten and ranks ninth nationally with 37.7 minutes per game ... ranks sixth on the team with 5.6 points per game ... scored a season-high 17 points vs. Illinois State (Dec. 16) ... added 12 points at Illinois (Jan. 9) ... leads the team with 3.6 assists per game, which ranks 16th in the Big Ten ... tied for fourth in the Big Ten with a 2.4 assist-to-turnover ratio ... adds 1.6 steals, which ties for 11th in the Big Ten, and 3.8 rebounds per game ... had a season-high seven rebounds at Colorado (Nov. 28)

GAME-BY-GAME STATISTICS

Opponent	Date	GS	MIN	Total		3-Pointers		Free throws		Rebounds				PF	A	TO	BLK	STL	PTS	AVG
				FG-FGA	PCT	3FG-3FGA	PCT	FT-FTA	PCT	OFF	DEF	TOT	AVG							
St. Thomas (MN)	11/10/2021	*	38:30	3-8	.375	0-2	.000	0-0	.000	1	2	3	3.0	1	4	4	0	4	6	6.0
NJIT	11/14/2021	*	40:00	3-10	.300	2-5	.400	0-0	.000	0	0	0	1.5	3	6	0	0	3	8	7.0
at Bradley	11/19/2021	*	38:37	1-6	.167	1-4	.250	0-0	.000	2	2	4	2.3	2	6	0	0	0	3	5.7
Chicago St.	11/22/2021	*	43:56	2-10	.200	1-5	.200	3-4	.750	1	3	4	2.8	3	5	1	0	1	8	6.3
at Milwaukee	11/24/2021	*	37:39	3-8	.375	1-4	.250	0-0	.000	0	1	1	2.4	2	1	0	0	1	7	6.4
vs Boise St.	11/27/2021	*	29:37	1-4	.250	1-2	.500	0-0	.000	1	3	4	2.7	0	4	1	0	3	3	5.8
at Colorado	11/28/2021	*	36:54	1-3	.333	0-2	.000	0-0	.000	3	4	7	3.3	2	3	3	1	0	2	5.3
Virginia Tech	12/01/2021	*	38:49	1-4	.250	1-3	.333	0-0	.000	1	2	3	3.3	1	1	1	0	3	3	5.0
at Northwestern	12/05/2021	*	40:00	1-3	.333	1-2	.500	0-0	.000	0	5	5	3.4	4	1	2	0	3	3	4.8
Michigan	12/09/2021	*	28:56	1-3	.333	0-1	.000	0-0	.000	1	4	5	3.6	2	0	2	0	1	2	4.5
Green Bay	12/12/2021	*	40:00	1-4	.250	1-2	.500	0-0	.000	0	3	3	3.5	4	4	4	0	0	3	4.4
Illinois St.	12/16/2021	*	38:51	6-7	.857	5-6	.833	0-0	.000	2	4	6	3.8	3	5	1	0	0	17	5.4
Indiana	01/05/2022	*	36:34	0-0	.000	0-0	.000	2-2	1.000	1	3	4	3.8	0	4	1	0	2	2	5.2
at Illinois	01/09/2022	*	40:00	5-12	.417	2-7	.286	0-2	.000	4	4	8	3.8	2	6	1	0	1	12	5.6
Totals			14 528:23	29-82	.354	16-45	.356	5-8	.625	13	40	53	3.8	29	50	21	1	22	79	5.6

Player Averages

Games Played	Minutes/ game	Points/ game	FG Pct	3FG Pct	FT Pct	Rebounds/ game	Assists/ game	Turnovers/ game	Assist/Turnover ratio	Steals/ game	Blocks/ game
14	37.7	5.6	35.4	35.6	62.5	3.8	3.6	1.5	2.4	1.6	0.1

CAREER STATISTICS

SEASON	TEAM	GP-GS	MIN/AVG	Field Goals		3-Point		F-Throws		Rebounds				Scoring						
				FG-FGA	FG%	3FG-3FGA	3FG%	FT-FTA	FT%	OFF	DEF	TOT	AVG	PF-FO	A	TO	BLK	STL	PTS	AVG
2017-18	BU	29-29	1010/34.8	95-264	.360	55-142	.387	29-43	.674	31	72	103	3.6	59-0	99	117	4	38	274	9.4
2018-19	BU	29-29	1100/37.9	96-264	.364	51-155	.329	56-69	.812	19	72	91	3.1	53-1	108	95	3	35	299	10.3
2019-20	BU	30-30	1183/39.4	125-327	.382	56-172	.326	67-91	.736	21	80	101	3.4	55-0	108	89	0	27	373	12.4
2020-21	BU	15-15	536/35.7	67-140	.479	28-69	.406	18-27	.667	16	39	55	3.7	21-0	64	26	1	24	180	12.0
2021-22	Wisc	14-14	528/37.7	29-82	.354	16-45	.356	5-8	.625	13	40	53	3.8	29-0	50	21	1	22	79	5.6
TOTAL FOR Wisc	14-14	528/37.7	29-82	.354		16-45	.356	5-8	.625	13	40	53	3.8	29-0	50	21	1	22	79	5.6
TOTAL	117-117	4357/37.2	412-1077	.383		206-583	.353	175-238	.735	100	303	403	3.4	217-1	429	348	9	146	1205	10.3

Single Game Highs

Statistic	Value
Points	29 vs Northeastern 12/29/19
Rebounds	9 at California 12/07/19, at Lafayette 01/02/20
Assists	8 4 times
Steals	4 9 times
Blocks	1 9 times
FG Made	10 at Delaware 11/19/17
FG Attempts	18 vs Holy Cross 01/25/20
3FG Made	7 vs Dartmouth 12/21/19
3FG Attempts	12 at Harvard 11/21/17, vs Holy Cross 01/25/20
FT Made	7 4 times
FT Attempts	10 at Lafayette 02/07/21

3 | BROOKE SCHRAMEK

Sophomore | Guard | 6-1
Naperville, Ill. | Benet Academy



Instagram: brooke.schramek3



Of Note: Joins notable former Benet athletes that have attended Wisconsin: men’s basketball 2015 National Player of the year Frank Kaminski and women’s basketball alum Jordan Wilson (2002-06) ... sister Emily played basketball at Northern Michigan (2015-18) ... sister Kendal is a senior forward at UW-Oshkosh

2020-21: Has played in all 14 games, starting 12 ... averaging 24.5 minutes per game ... started her first game as a Badger vs. St. Thomas (Nov. 10) ... scored a career-high 18 points at Northwestern (Dec. 5) ... ranks fifth on the team with 6.7 points per game ... has scored in double figures in four games ... pulled down a career-high seven rebounds vs. Chicago State (Nov. 22) while adding a career-high three blocks ... tied her career best with seven rebounds vs. Green Bay (Dec. 12) ... averaging 3.6 rebounds per game ... dished off a career-high three assists in three games ... adds 1.6 assists per game ... tied her career-high with two steals vs. Boise State (Nov. 27)

GAME-BY-GAME STATISTICS

Opponent	Date	GS	MIN	Total		3-Pointers		Free throws		Rebounds				PF	A	TO	BLK	STL	PTS	AVG
				FG-FGA	PCT	3FG-3FGA	PCT	FT-FTA	PCT	OFF	DEF	TOT	AVG							
St. Thomas (MN)	11/10/2021	*	25:09	0-5	.000	0-1	.000	0-0	.000	3	2	5	5.0	2	0	0	0	1	0	0.0
NJIT	11/14/2021	*	12:22	1-4	.250	0-2	.000	0-0	.000	0	2	2	3.5	0	0	2	0	0	2	1.0
at Bradley	11/19/2021		09:29	0-2	.000	0-0	.000	0-2	.000	2	1	3	3.3	0	2	0	0	0	0	0.7
Chicago St.	11/22/2021		26:41	2-5	.400	0-1	.000	2-4	.500	3	4	7	4.3	5	1	0	3	1	6	2.0
at Milwaukee	11/24/2021	*	27:01	3-6	.500	1-3	.333	0-0	.000	1	1	2	3.8	4	2	4	0	1	7	3.0
vs Boise St.	11/27/2021	*	20:01	3-5	.600	0-1	.000	2-2	1.000	2	0	2	3.5	4	0	4	0	2	8	3.8
at Colorado	11/28/2021	*	31:30	5-10	.500	1-3	.333	0-1	.000	1	3	4	3.6	2	3	1	0	1	11	4.9
Virginia Tech	12/01/2021	*	22:21	1-4	.250	0-1	.000	0-0	.000	0	0	0	3.1	5	3	6	1	0	2	4.5
at Northwestern	12/05/2021	*	32:47	6-9	.667	1-2	.500	5-7	.714	1	3	4	3.2	3	2	2	0	0	18	6.0
Michigan	12/09/2021	*	27:08	4-8	.500	0-2	.000	2-4	.500	1	3	4	3.3	5	2	2	1	0	10	6.4
Green Bay	12/12/2021	*	32:14	3-8	.375	2-3	.667	3-4	.750	4	3	7	3.6	2	1	4	0	0	11	6.8
Illinois St.	12/16/2021	*	29:20	4-9	.444	0-2	.000	1-1	1.000	1	2	3	3.6	4	3	3	0	0	9	7.0
Indiana	01/05/2022	*	30:22	1-7	.143	1-3	.333	4-4	1.000	1	5	6	3.8	2	2	1	1	0	7	7.0
at Illinois	01/09/2022	*	16:16	1-6	.167	1-4	.250	0-0	.000	2	0	2	3.6	1	2	3	0	0	3	6.7
Totals			12 342:43	34-88	.386	7-28	.250	19-29	.655	22	29	51	3.6	39	23	32	6	6	94	6.7

Player Averages

Games Played	Minutes/ game	Points/ game	FG Pct	3FG Pct	FT Pct	Rebounds/ game	Assists/ game	Turnovers/ game	Assist/Turnover ratio	Steals/ game	Blocks/ game
14	24.5	6.7	38.6	25.0	65.5	3.6	1.6	2.3	0.7	0.4	0.4

CAREER STATISTICS

SEASON TEAM	GP-GS	MIN/AVG	Field Goals		3-Point		F-Throws		Rebounds				PF-FO	A	TO	BLK	STL	Scoring	
			FG-FGA	FG%	3FG-3FGA	3FG%	FT-FTA	FT%	OFF	DEF	TOT	AVG						PTS	AVG
2020-21 Wisc	21-0	337/16.1	17-70	.243	7-30	.233	19-32	.594	15	23	38	1.8	37-0	13	22	6	3	60	2.9
2021-22 Wisc	14-12	343/24.5	34-88	.386	7-28	.250	19-29	.655	22	29	51	3.6	39-3	23	32	6	6	94	6.7
TOTAL	35-12	680/19.4	51-158	.323	14-58	.241	38-61	.623	37	52	89	2.5	76-3	36	54	12	9	154	4.4

Single Game Highs

Statistic	Value
Points	18 at Northwestern 12/05/21
Rebounds	7 vs Chicago St. 11/22/21, vs Green Bay 12/12/21
Assists	3 vs Virginia Tech 12/01/21, vs Illinois St. 12/16/21, at Colorado 11/28/21
Steals	2 at Michigan St. 03/06/21, vs Boise St. 11/27/21
Blocks	3 vs Chicago St. 11/22/21
FG Made	6 at Northwestern 12/05/21
FG Attempts	10 at Colorado 11/28/21
3FG Made	2 at Michigan 12/31/20, vs Green Bay 12/12/21
3FG Attempts	5 vs Iowa 02/28/21
FT Made	5 at Michigan St. 03/06/21, at Northwestern 12/05/21
FT Attempts	7 at Iowa 12/05/20, at Northwestern 12/05/21

5 | JULIE POSPÍŠILOVÁ

Junior | Guard | 6-0
Prague, Czech Republic | Jaroslava Seiferta



Twitter: @Julpospisilova | Instagram: Pospisilovajulie



Honors: 2021 Academic All-Big Ten

Of Note: First Badger from the Czech Republic ... competed with the Czech National Team for two games at the European Championship in November ... trained with the Czech Senior National team during the summer of 2021 ... played on the Czech Republic Junior National Team for five years, competing in five European Championships, winning gold medals in 2015 and 2018 ... in 2016-17, Pospisilova was part of a student exchange program at Downers Grove North High School in Illinois, where she averaged 13.4 points and 6.1 rebounds per game ... also played for Chicago Hoops Express Nike Blue Star team

2020-21: Missed the first two games of the season to play with the Czech National Team in the European Championship ... returned to the lineup at Bradley (Nov. 19) where she started ... has played and started 12 games, averaging 35.7 minutes per game, which ranks second in the Big Ten ... leads the the team with 14.4 points per game ... has scored in double figures all 12 games ... scored a season-high 21 points vs. Michigan (Dec. 9), shooting 8-16 from the field ... dished off a career-high eight assists vs. Boise State (Nov. 27) ... adds 3.8 rebounds, 3.3 assists and 1.6 steals per game ... had a season-high six rebounds in two contests

GAME-BY-GAME STATISTICS

Opponent	Date	GS	MIN	Total		3-Pointers		Free throws		Rebounds				PF	A	TO	BLK	STL	PTS	AVG	
				FG-FGA	PCT	3FG-3FGA	PCT	FT-FTA	PCT	OFF	DEF	TOT	AVG								
at Bradley	11/19/2021	*	38:14	7-22	.318	2-6	.333	1-1	1.000	4	4	8	8.0	4	6	2	0	2	17	17.0	
Chicago St.	11/22/2021	*	32:55	2-8	.250	1-5	.200	10-14	.714	0	0	0	4.0	5	2	3	0	1	15	16.0	
at Milwaukee	11/24/2021	*	39:14	8-16	.500	2-5	.400	1-1	1.000	1	1	2	3.3	2	5	2	1	3	19	17.0	
vs Boise St.	11/27/2021	*	33:16	5-15	.333	3-7	.429	2-2	1.000	1	6	7	4.3	1	8	1	1	0	15	16.5	
at Colorado	11/28/2021	*	37:14	4-12	.333	2-7	.286	0-0	.000	0	2	2	3.8	1	1	5	2	3	10	15.2	
Virginia Tech	12/01/2021	*	33:38	4-12	.333	1-7	.143	2-2	1.000	0	2	2	3.5	4	2	1	0	2	11	14.5	
at Northwestern	12/05/2021	*	36:08	4-15	.267	1-9	.111	3-4	.750	0	6	6	3.9	1	3	7	0	1	12	14.1	
Michigan	12/09/2021	*	35:09	8-16	.500	3-6	.500	2-2	1.000	2	1	3	3.8	1	4	3	0	0	21	15.0	
Green Bay	12/12/2021	*	39:09	5-12	.417	2-5	.400	2-4	.500	1	5	6	4.0	3	5	3	2	2	14	14.9	
Illinois St.	12/16/2021	*	34:21	4-14	.286	2-6	.333	0-0	.000	0	3	3	3.9	0	2	2	2	1	10	14.4	
Indiana	01/05/2022	*	30:35	6-12	.500	3-7	.429	0-0	.000	1	3	4	3.9	4	1	3	0	2	15	14.5	
at Illinois	01/09/2022	*	38:31	6-20	.300	2-8	.250	0-0	.000	1	2	3	3.8	3	1	4	1	2	14	14.4	
Totals			12	428:24	63-174	.362	24-78	.308	23-30	.767	11	35	46	3.8	29	40	36	9	19	173	14.4

Player Averages											
Games Played	Minutes/ game	Points/ game	FG Pct	3FG Pct	FT Pct	Rebounds/ game	Assists/ game	Turnovers/ game	Assist/Turnover ratio	Steals/ game	Blocks/ game
12	35.7	14.4	36.2	30.8	76.7	3.8	3.3	3.0	1.1	1.6	0.8

CAREER STATISTICS

SEASON TEAM	GP-GS	MIN/AVG	Field Goals		3-Point		F-Throws		Rebounds				Scoring						
			FG-FGA	FG%	3FG-3FGA	3FG%	FT-FTA	FT%	OFF	DEF	TOT	AVG	PF-FO	A	TO	BLK	STL	PTS	AVG
2019-20 Wisc	31-9	636/20.5	61-175	.349	32-90	.356	3-4	.750	26	60	86	2.8	65-2	60	59	15	19	157	5.1
2020-21 Wisc	23-23	713/31.0	82-201	.408	30-82	.366	10-18	.556	19	68	87	3.8	60-1	86	101	27	39	204	8.9
2021-22 Wisc	12-12	428/35.7	63-174	.362	24-78	.308	23-30	.767	11	35	46	3.8	29-1	40	36	9	19	173	14.4
TOTAL	66-44	1778/26.9	206-550	.375	86-250	.344	36-52	.692	56	163	219	3.3	154-4	186	196	51	77	534	8.1

Single Game Highs	
Statistic	Value
Points	28 vs Minnesota 01/03/21
Rebounds	9 at Iowa 12/05/20
Assists	8 vs Boise St. 11/27/21
Steals	6 vs Western Ill. 11/29/20
Blocks	4 vs Valparaiso 12/20/20
FG Made	10 vs Minnesota 01/03/21
FG Attempts	22 at Bradley 11/19/21
3FG Made	5 vs Valparaiso 12/20/20, vs Minnesota 01/03/21
3FG Attempts	9 at Northwestern 12/05/21
FT Made	10 vs Chicago St. 11/22/21
FT Attempts	14 vs Chicago St. 11/22/21

10 | HALLE DOUGLASS

Freshman | Guard | 6-1
Lake Forest, Ill. | Lake Forest



Twitter: @halledouglass | Instagram: halledouglass_



Of Note: Parents are both UW graduates ... her father Billy was a guard for the Badgers from 1988-92, serving as team co-captain in 1991-92

2021-22: Missed the first two games of the season with a lower leg injury ... has played in 11 games, starting three averaging 17.0 minutes per game ... returned to the lineup vs. Bradley (Nov. 19) ... scored a then-career-high 10 points at Northwestern (Dec. 5) before upping that to 12 points vs. Illinois State (Dec. 16) ... shot a career-best 71.4% (5-7) from the field vs. the Redbirds ... averaging 3.9 points per game ... shot a career high of 4-4 from the free-throw line vs. Virginia Tech (Dec. 1) ... pulled down a career-high nine rebounds vs. ISU ... averaging 2.9 rebounds per game ... also tied her career high with two steals vs. Bradley and at Illinois (Jan. 9) ... had a season-high two assists vs. Michigan (Dec. 9) ... tied her career high with one block in three games

High School: Ranked 93rd by Prospects Nation ... ranked 99th by ESPNW's 2020 HoopGurlz Top 100 ... two-time North Suburban Conference Player of the Year (2019, 2020) ... selected to the Adidas AAU All-American Team and played internationally in Spain

GAME-BY-GAME STATISTICS

Opponent	Date	GS	MIN	Total		3-Pointers		Free throws		Rebounds				PF	A	TO	BLK	STL	PTS	AVG
				FG-FGA	PCT	3FG-3FGA	PCT	FT-FTA	PCT	OFF	DEF	TOT	AVG							
at Bradley	11/19/2021		14:00	1-3	.333	0-1	.000	0-0	.000	1	2	3	3.0	2	1	1	0	2	2	2.0
Chicago St.	11/22/2021		05:12	0-0	.000	0-0	.000	0-0	.000	0	2	2	2.5	3	0	1	1	0	0	1.0
vs Boise St.	11/27/2021		03:01	0-0	.000	0-0	.000	0-0	.000	0	0	0	1.7	0	0	1	0	0	0	0.7
at Colorado	11/28/2021		00:40	0-0	.000	0-0	.000	0-0	.000	0	0	0	1.3	0	0	0	0	0	0	0.5
Virginia Tech	12/01/2021		18:12	1-4	.250	0-1	.000	4-4	1.000	0	2	2	1.4	3	1	1	1	0	6	1.6
at Northwestern	12/05/2021		20:27	3-6	.500	0-1	.000	4-5	.800	0	2	2	1.5	3	0	0	0	1	10	3.0
Michigan	12/09/2021		16:32	0-3	.000	0-2	.000	0-2	.000	0	1	1	1.4	1	2	1	0	0	0	2.6
Green Bay	12/12/2021		12:27	0-0	.000	0-0	.000	0-0	.000	1	1	2	1.5	1	1	1	0	0	0	2.3
Illinois St.	12/16/2021	*	35:27	5-7	.714	2-4	.500	0-1	.000	0	9	9	2.3	0	1	4	1	1	12	3.3
Indiana	01/05/2022	*	29:48	4-12	.333	1-6	.167	0-0	.000	0	4	4	2.5	2	0	1	0	0	9	3.9
at Illinois	01/09/2022	*	31:29	1-2	.500	0-1	.000	2-2	1.000	2	5	7	2.9	2	1	1	0	2	4	3.9
Totals		3	187:14	15-37	.405	3-16	.188	10-14	.714	4	28	32	2.9	17	7	12	3	6	43	3.9

Player Averages											
Games Played	Minutes/ game	Points/ game	FG Pct	3FG Pct	FT Pct	Rebounds/ game	Assists/ game	Turnovers/ game	Assist/Turnover ratio	Steals/ game	Blocks/ game
11	17.0	3.9	40.5	18.8	71.4	2.9	0.6	1.1	0.6	0.5	0.3

CAREER STATISTICS

				Field Goals		3-Point		F-Throws		Rebounds									Scoring	
SEASON	TEAM	GP-GS	MIN/AVG	FG-FGA	FG%	3FG-3FGA	3FG%	FT-FTA	FT%	OFF	DEF	TOT	AVG	PF-FO	A	TO	BLK	STL	PTS	AVG
2020-21	Wisc	19-1	339/17.8	15-53	.283	6-22	.273	10-13	.769	9	28	37	1.9	29-0	30	29	4	6	46	2.4
2021-22	Wisc	11-3	187/17.0	15-37	.405	3-16	.188	10-14	.714	4	28	32	2.9	17-0	7	12	3	6	43	3.9
TOTAL		30-4	526/17.5	30-90	.333	9-38	.237	20-27	.741	13	56	69	2.3	46-0	37	41	7	12	89	3.0

Single Game Highs		
Statistic	Value	
Points	12	vs Illinois St. 12/16/21
Rebounds	9	vs Illinois St. 12/16/21
Assists	4	vs Northwestern 01/06/21
Steals	2	vs Indiana 02/24/21, at Bradley 11/19/21, at Illinois 01/09/22
Blocks	1	7 times
FG Made	5	vs Illinois St. 12/16/21
FG Attempts	12	vs Indiana 01/05/22
3FG Made	2	at Purdue 01/21/21, vs Illinois St. 12/16/21
3FG Attempts	6	vs Indiana 01/05/22
FT Made	4	vs Virginia Tech 12/01/21, at Northwestern 12/05/21
FT Attempts	5	at Northwestern 12/05/21

11 | MATY WILKE

Freshman | Guard | 5-10
Beaver Dam, Wis. | Beaver Dam



Twitter: @MatyWilke | Instagram: matywilke



Of Note: Recovering from torn ACL she suffered in December 2020 ... will redshirt the 2021-22 season

High School: Three-time first-team all-conference selection ... 2020 Conference Player of the Year ... as a senior, averaged 21.8 points, 8.6 assists, 6.1 rebounds and 4.4 steals per game before getting injured ... as a junior, averaged 16.6 points, 7.4 rebounds, 4.8 assists and 3.6 steals per game ... under coach Tim Chase, led the Golden Beavers to three Division 2 state tournaments, including two state championships 2020 All-State First Team unanimous honors ... also played for the North Tartan EYBL AAU program led by coach Gerard Coury and Bill Larson ... also played softball and participated in golf ... member of the National Honor Society

GAME-BY-GAME STATISTICS

CAREER STATISTICS

14 | KRYSTYNA ELLEW

Freshman | Guard | 5-10
Chicago, Ill. | Taft



Twitter: @KrystynaEllew | Instagram: t.ellew



2020-21: Has played in 14 games, starting six, averaging 21.1 minutes per games ... started her first game as a Badger vs. St. Thomas (Nov. 10) ... scored 29 points vs. the Tommies, which ties for fifth on the UW freshman single-game record list and is a Big Ten record for most points scored in a career opener by a women's basketball player ... ranks third on the team with 7.5 points per game ... has scored in double figures in three games ... shooting a team-best 21-22 (95.5%) from the free-throw line ... shot career bests of 8-8 for the charity stripe vs. St. Thomas and vs. Michigan (Dec. 9) ... adds 3.6 rebounds per game ... recorded a career-high nine rebounds vs. Green Bay (Dec. 12) ... had a career-high two steals vs. Boise State (Nov. 27)

GAME-BY-GAME STATISTICS

Opponent	Date	GS	MIN	Total		3-Pointers		Free throws		Rebounds				PF	A	TO	BLK	STL	PTS	AVG
				FG-FGA	PCT	3FG-3FGA	PCT	FT-FTA	PCT	OFF	DEF	TOT	AVG							
St. Thomas (MN)	11/10/2021	*	34:47	9-15	.600	3-5	.600	8-8	1.000	2	3	5	5.0	2	0	2	1	1	29	29.0
NJIT	11/14/2021	*	29:20	0-6	.000	0-3	.000	0-0	.000	3	4	7	6.0	3	1	1	0	0	0	14.5
at Bradley	11/19/2021	*	16:13	1-3	.333	1-2	.500	0-0	.000	0	1	1	4.3	1	0	0	0	0	3	10.7
Chicago St.	11/22/2021	*	16:30	1-7	.143	1-3	.333	1-2	.500	0	2	2	3.8	2	0	1	0	0	4	9.0
at Milwaukee	11/24/2021		19:27	1-5	.200	0-1	.000	2-2	1.000	2	0	2	3.4	3	1	1	0	0	4	8.0
vs Boise St.	11/27/2021		17:21	2-7	.286	1-3	.333	0-0	.000	1	4	5	3.7	1	1	0	0	2	5	7.5
at Colorado	11/28/2021		16:27	1-7	.143	0-5	.000	0-0	.000	0	2	2	3.4	2	0	2	0	0	2	6.7
Virginia Tech	12/01/2021		18:56	2-6	.333	1-2	.500	2-2	1.000	0	4	4	3.5	1	0	0	0	0	7	6.8
at Northwestern	12/05/2021		06:00	0-0	.000	0-0	.000	0-0	.000	0	1	1	3.2	0	1	1	0	0	0	6.0
Michigan	12/09/2021		26:33	4-6	.667	2-4	.500	8-8	1.000	1	5	6	3.5	0	0	2	0	0	18	7.2
Green Bay	12/12/2021	*	37:42	8-19	.421	5-12	.417	0-0	.000	1	8	9	4.0	2	0	1	0	0	21	8.5
Illinois St.	12/16/2021		09:51	0-2	.000	0-1	.000	0-0	.000	0	3	3	3.9	1	0	2	0	0	0	7.8
Indiana	01/05/2022		19:34	2-9	.222	1-5	.200	0-0	.000	0	1	1	3.7	2	0	2	0	1	5	7.5
at Illinois	01/09/2022	*	26:27	3-9	.333	1-4	.250	0-0	.000	1	1	2	3.6	3	0	2	0	0	7	7.5
Totals		6	295:09	34-101	.337	16-50	.320	21-22	.955	11	39	50	3.6	23	4	17	1	4	105	7.5

Player Averages

Games Played	Minutes/ game	Points/ game	FG Pct	3FG Pct	FT Pct	Rebounds/ game	Assists/ game	Turnovers/ game	Assist/Turnover ratio	Steals/ game	Blocks/ game
14	21.1	7.5	33.7	32.0	95.5	3.6	0.3	1.2	0.2	0.3	0.1

CAREER STATISTICS

			Field Goals		3-Point		F-Throws		Rebounds								Scoring			
SEASON	TEAM	GP-GS	MIN/AVG	FG-FGA	FG%	3FG-3FGA	3FG%	FT-FTA	FT%	OFF	DEF	TOT	AVG	PF-FO	A	TO	BLK	STL	PTS	AVG
2021-22	Wisc	14-6	295/21.1	34-101	.337	16-50	.320	21-22	.955	11	39	50	3.6	23-0	4	17	1	4	105	7.5
TOTAL		14-6	295/21.1	34-101	.337	16-50	.320	21-22	.955	11	39	50	3.6	23-0	4	17	1	4	105	7.5

Single Game Highs

Statistic	Value	
Points	29	vs St. Thomas (MN) 11/10/21
Rebounds	9	vs Green Bay 12/12/21
Assists	1	4 times
Steals	2	vs Boise St. 11/27/21
Blocks	1	vs St. Thomas (MN) 11/10/21
FG Made	9	vs St. Thomas (MN) 11/10/21
FG Attempts	19	vs Green Bay 12/12/21
3FG Made	5	vs Green Bay 12/12/21
3FG Attempts	12	vs Green Bay 12/12/21
FT Made	8	vs St. Thomas (MN) 11/10/21, vs Michigan 12/09/21
FT Attempts	8	vs St. Thomas (MN) 11/10/21, vs Michigan 12/09/21



Twitter: @socialynn | Instagram: socialynn



Of Note: Has not played this season due to lower leg injury

High School: 3A All-Star ... honorable mention all-state as a senior ... two-time team MVP ... all-conference as a junior and senior ... as a senior, averaged 16.9 points, 9.4 rebounds and 3.0 blocks per game ... scored her 1,000th career point as a senior ... all-area and team captain as a senior ... earned 2021 Academic All State honors ... as a junior, averaged 15.1 points, 9.3 rebounds and 3.0 blocks per game while shooting 55% from the field, 44% from 3-point range and 80% from the free-throw line ... was a four-year letter winner for coach Jeremy Baumbach ... aided the Bears to their first state appearance in 2018 ...honorable mention all-conference as a sophomore ... set school record for most blocks in a game with 13 ... also competed for the FBC The North AAU program, led by coach Tyler Coley ... four-time academic letter winner ... member of both the student council and National Honor Society

GAME-BY-GAME STATISTICS

CAREER STATISTICS

23 | LEXI DUCKETT

RS Sophomore | Guard | 5-11
Daytona Beach, Fla. | Father Lopez | UNC



Twitter: @L3xxi_11 | Instagram: lexiduckett



Of Note: Transfer from North Carolina in January 2020 ... missed the 2020-21 season with a knee injury

2021-22: Has played in nine games, averaging 8.5 minutes per game ... played her first game as a Badger vs. St. Thomas (Nov. 10) ... averaging 1.4 points per game ... scored three points, shooting 1-2 from 3-point range vs. the Tommies ... played a career-high 30 minutes vs. Chicago State (Nov. 22), tying her career high with six points ... shot a career-best 2-5 from 3-point range vs. the Cougars ... also dished off a career-high two assists vs. CSU ... shot a career-best 2-3 from the free-throw line at Colorado (Nov. 28)

GAME-BY-GAME STATISTICS

Opponent	Date	GS	MIN	Total		3-Pointers		Free throws		Rebounds				PF	A	TO	BLK	STL	PTS	AVG
				FG-FGA	PCT	3FG-3FGA	PCT	FT-FTA	PCT	OFF	DEF	TOT	AVG							
St. Thomas (MN)	11/10/2021		08:48	1-3	.333	1-2	.500	0-0	.000	0	0	0	0.0	0	0	0	0	0	3	3.0
NJIT	11/14/2021		04:06	0-1	.000	0-0	.000	0-0	.000	0	0	0	0.0	1	0	0	0	0	0	1.5
at Bradley	11/19/2021		01:23	0-0	.000	0-0	.000	0-0	.000	0	0	0	0.0	0	0	0	0	0	0	1.0
Chicago St.	11/22/2021		30:07	2-5	.400	2-5	.400	0-0	.000	1	1	2	0.5	2	2	0	1	1	6	2.3
at Milwaukee	11/24/2021		04:42	1-1	1.000	0-0	.000	0-0	.000	0	0	0	0.4	0	0	0	0	0	2	2.2
vs Boise St.	11/27/2021		14:30	0-3	.000	0-2	.000	0-0	.000	1	0	1	0.5	0	0	2	0	0	0	1.8
at Colorado	11/28/2021		06:42	0-1	.000	0-1	.000	2-3	.667	1	0	1	0.6	0	0	1	0	1	2	1.9
Virginia Tech	12/01/2021		02:01	0-1	.000	0-0	.000	0-0	.000	0	0	0	0.5	1	0	1	0	0	0	1.6
Green Bay	12/12/2021		03:54	0-0	.000	0-0	.000	0-0	.000	0	2	2	0.7	1	0	1	0	0	0	1.4
at Illinois	01/09/2022		00:46	0-0	.000	0-0	.000	0-0	.000	0	0	0	0.6	0	0	0	0	0	0	1.3
Totals		0	76:59	4-15	.267	3-10	.300	2-3	.667	3	3	6	0.6	5	2	5	1	2	13	1.3

Player Averages

Games Played	Minutes/ game	Points/ game	FG Pct	3FG Pct	FT Pct	Rebounds/ game	Assists/ game	Turnovers/ game	Assist/Turnover ratio	Steals/ game	Blocks/ game
10	7.7	1.3	26.7	30.0	66.7	0.6	0.2	0.5	0.4	0.2	0.1

CAREER STATISTICS

SEASON	TEAM	GP-GS	MIN/AVG	Field Goals		3-Point		F-Throws		Rebounds				Scoring						
				FG-FGA	FG%	3FG-3FGA	3FG%	FT-FTA	FT%	OFF	DEF	TOT	AVG	PF-FO	A	TO	BLK	STL	PTS	AVG
2019-20	UNC	17-0	76/4.5	6-26	.231	2-10	.200	3-7	.429	4	6	10	0.6	10-0	1	2	0	4	17	1.0
2021-22	Wisc	10-0	77/7.7	4-15	.267	3-10	.300	2-3	.667	3	3	6	0.6	5-0	2	5	1	2	13	1.3
TOTAL FOR Wisc		10-0	77/7.7	4-15	.267	3-10	.300	2-3	.667	3	3	6	0.6	5-0	2	5	1	2	13	1.3
TOTAL		27-0	153/5.7	10-41	.244	5-20	.250	5-10	.500	7	9	16	0.6	15-0	3	7	1	6	30	1.1

Single Game Highs

Statistic	Value
Points	6 vs N.C. Central 12/08/19, vs Chicago St. 11/22/21
Rebounds	4 vs Illinois 12/05/19
Assists	2 vs Chicago St. 11/22/21
Steals	2 vs N.C. Central 12/08/19
Blocks	1 vs Chicago St. 11/22/21
FG Made	2 vs N.C. Central 12/08/19, vs UNCW 12/20/19, vs Chicago St. 11/22/21
FG Attempts	6 vs N.C. Central 12/08/19
3FG Made	2 vs Chicago St. 11/22/21
3FG Attempts	5 vs Chicago St. 11/22/21
FT Made	2 at Colorado 11/28/21
FT Attempts	3 at Colorado 11/28/21

24 | NATALIE LEUZINGER

Sophomore | Guard | 5-8
Monroe, Wis. | Black Hawk



Twitter: @leuzinger24 | Instagram: natalie_leuzinger_424



2021-22: Has played in four games, averaging 3.9 minutes per game ... played a season-high 10 minutes at Illinois (Jan. 9) ... scored a career-high three points against the Illini, shooting 1-3 from 3-point range ... also had her first career assist at Illinois.

GAME-BY-GAME STATISTICS

Opponent	Date	GS	MIN	Total		3-Pointers		Free throws		Rebounds				PF		A		BLK		STL		PTS		AVG
				FG-FGA	PCT	3FG-3FGA	PCT	FT-FTA	PCT	OFF	DEF	TOT	AVG											
vs Boise St.	11/27/2021		03:01	0-0	.000	0-0	.000	0-0	.000	0	0	0	0.0	1	0	1	0	0	0	0	0	0.0		
at Colorado	11/28/2021		00:40	0-0	.000	0-0	.000	0-0	.000	0	0	0	0.0	0	0	0	0	0	0	0	0	0.0		
Indiana	01/05/2022		01:36	0-0	.000	0-0	.000	0-0	.000	0	0	0	0.0	0	0	0	0	0	0	0	0	0.0		
at Illinois	01/09/2022		10:25	1-3	.333	1-3	.333	0-0	.000	0	0	0	0.0	3	1	0	0	0	0	0	3	0.8		
Totals		0	15:42	1-3	.333	1-3	.333	0-0	.000	0	0	0	0.0	4	1	1	0	0	0	3	0.8			

Player Averages

Games Played	Minutes/ game	Points/ game	FG Pct	3FG Pct	FT Pct	Rebounds/ game	Assists/ game	Turnovers/ game	Assist/Turnover ratio	Steals/ game	Blocks/ game
4	3.9	0.8	33.3	33.3	0.0	0.0	0.3	0.3	1.0	0.0	0.0

CAREER STATISTICS

			Field Goals		3-Point		F-Throws		Rebounds								Scoring			
SEASON	TEAM	GP-GS	MIN/AVG	FG-FGA	FG%	3FG-FGA	3FG%	FT-FTA	FT%	OFF	DEF	TOT	AVG	PF-FO	AST	TO	BLK	STL	PTS	AVG
2020-21	Wisc	11-0	19/1.7	0-6	.000	0-2	.000	2-2	1.000	0	0	0	0.0	0-0	0	0	0	0	2	0.2
TOTAL		11-0	19/1.7	0-6	.000	0-2	.000	2-2	1.000	0	0	0	0.0	0-0	0	0	0	0	2	0.2

Single Game Highs

Statistic	Value
Points	2 at Northwestern 02/20/21
FG Attempts	2 at Penn St. 02/07/21, vs Indiana 02/24/21
3FG Attempts	1 at Penn St. 02/07/21, vs Michigan 01/14/21
FT Made	2 at Northwestern 02/20/21
FT Attempts	2 at Northwestern 02/20/21

30 | SYDNEY HILLIARD

Junior | Guard | 5-11
Monroe, Wis. | Monroe High School



Twitter: @sydhilliard30 | Instagram: sydneyhilliard



Honors: Big Ten Honor Roll, Dec. 21, 2020 ... Big Ten Co-Freshman of the Week, Feb. 3, 2020 ... 2021 Academic All-Big Ten

2021-22: Missed the Green Bay game due to illness and the Illinois game due to injury ... has started 12 games, averaging 34.8 minutes per game, which ranks fourth in the Big Ten ... ranks second on the team with 14.1 points per game, which ranks 15th in the Big Ten ... has scored in double figures in 11 games ... shooting a season-best 56.3% from the field, which ranks fourth in the Big Ten ... scored a season-high 20 points vs. Chicago State (Nov. 22) ... tied her career best, shooting 8-12 from the free-throw line vs. the Cougars ... leads the team with 4.8 rebounds per game ... pulled down a season-high eight rebounds vs. Virginia Tech (Dec. 1) ... adds 2.8 assists and 1.9 steals per game, tying for fourth in the B1G in steals per game ... dished off a season-high seven assists vs. Michigan (Dec. 9) ... had a season-high five steals vs. NJIT (Nov. 14)

GAME-BY-GAME STATISTICS

Opponent	Date	GS	MIN	Total		3-Pointers		Free throws		Rebounds				PF		A		TO		BLK		STL		PTS		AVG
				FG-FGA	PCT	3FG-3FGA	PCT	FT-FTA	PCT	OFF	DEF	TOT	AVG													
St. Thomas (MN)	11/10/2021	*	37:55	7-14	.500	0-0	.000	3-3	1.000	2	4	6	6.0	1	3	2	0	0	0	0	17	17.0				
NJIT	11/14/2021	*	39:23	8-16	.500	0-0	.000	2-5	.400	2	1	3	4.5	4	3	0	0	5	18	17.5						
at Bradley	11/19/2021	*	33:03	8-13	.615	0-0	.000	3-4	.750	4	3	7	5.3	5	0	5	0	2	19	18.0						
Chicago St.	11/22/2021	*	42:24	6-15	.400	0-0	.000	8-12	.667	1	6	7	5.8	2	2	2	0	2	20	18.5						
at Milwaukee	11/24/2021	*	29:16	6-6	1.000	0-0	.000	1-3	.333	2	4	6	5.8	0	1	4	0	1	13	17.4						
vs Boise St.	11/27/2021	*	26:51	5-9	.556	0-0	.000	1-2	.500	0	5	5	5.7	0	1	1	0	2	11	16.3						
at Colorado	11/28/2021	*	33:19	6-8	.750	0-0	.000	0-0	.000	0	2	2	5.1	0	4	3	0	1	12	15.7						
Virginia Tech	12/01/2021	*	33:49	6-9	.667	0-0	.000	4-5	.800	2	6	8	5.5	4	2	2	0	3	16	15.8						
at Northwestern	12/05/2021	*	34:32	0-3	.000	0-0	.000	0-2	.000	0	1	1	5.0	3	4	5	0	1	0	14.0						
Michigan	12/09/2021	*	34:57	6-10	.600	0-0	.000	4-5	.800	3	4	7	5.2	3	7	2	0	1	16	14.2						
Illinois St.	12/16/2021	*	36:26	8-11	.727	0-0	.000	1-2	.500	1	2	3	5.0	4	2	5	0	2	17	14.5						
Indiana	01/05/2022	*	35:14	5-12	.417	0-0	.000	0-0	.000	2	0	2	4.8	0	4	3	0	3	10	14.1						
Totals		12	417:09	71-126	.563	0-0	.000	27-43	.628	19	38	57	4.8	26	33	34	0	23	169	14.1						

Player Averages

Games Played	Minutes/game	Points/game	FG Pct	3FG Pct	FT Pct	Rebounds/game	Assists/game	Turnovers/game	Assist/Turnover ratio	Steals/game	Blocks/game
12	34.8	14.1	56.3	0.0	62.8	4.8	2.8	2.8	1.0	1.9	0.0

CAREER STATISTICS

SEASON	TEAM	GP-GS	MIN/AVG	Field Goals		3-Point		F-Throws		Rebounds				PF-FO		A	TO	BLK	STL	Scoring	
				FG-FGA	FG%	3FG-3FGA	3FG%	FT-FTA	FT%	OFF	DEF	TOT	AVG	PTS	AVG						
2019-20	Wisc	29-23	792/27.3	110-223	.493	7-24	.292	41-69	.594	56	82	138	4.8	48-0	66	60	6	29	268	9.2	
2020-21	Wisc	24-24	803/33.4	147-307	.479	6-19	.316	71-96	.740	53	73	126	5.3	38-0	95	79	4	21	371	15.5	
2021-22	Wisc	12-12	417/34.8	71-126	.563	0-0	.000	27-43	.628	19	38	57	4.8	26-1	33	34	0	23	169	14.1	
TOTAL		65-59	2012/31.0	328-656	.500	13-43	.302	139-208	.668	128	193	321	4.9	112-1	194	173	10	73	808	12.4	

Single Game Highs

Statistic	Value
Points	26 at Iowa 12/05/20
Rebounds	13 at Illinois 02/02/20
Assists	11 vs Minnesota 01/03/21
Steals	6 vs Penn St. 01/04/20
Blocks	3 at Colorado 11/14/19
FG Made	11 at Iowa 12/05/20
FG Attempts	21 vs Illinois 03/09/21
3FG Made	2 vs Wofford 11/10/19, vs Western Ill. 11/29/20
3FG Attempts	4 vs Iowa 01/19/20
FT Made	8 vs Rutgers 12/11/20, vs Chicago St. 11/22/21
FT Attempts	12 vs Rutgers 12/11/20, vs Chicago St. 11/22/21

40 | TARA STAUFFACHER

Junior | Guard | 5-11
Columbus, Wis. | Beaver Dam High School



Twitter: @TaraStauffacher | Instagram: tara_stauffacher



Honors: 2021 Academic All-Big Ten

Of Note: Earned her first career start at Penn State (Feb. 7, 2021) ... ranked as the No. 1 player in the state of Wisconsin by MaxPreps.com ... scored the most 3-pointers in school history ... aided Beaver Dam High School to three-straight Wisconsin State Championships

2021-22: Has played in all 14 games, averaging 13.2 minutes per game ... averaging 2.6 points per game ... had a season-high six points at Colorado (Nov. 28), shooting 2-4 from 3-point range, and vs. Michigan (Dec. 9), shooting 2-3 from behind the arc ... adds 2.0 rebounds per game ... pulled down a season-high five rebounds at Illinois (Jan. 9) ... shooting a season-best 38.9% from the field

GAME-BY-GAME STATISTICS

Opponent	Date	GS	MIN	Total		3-Pointers		Free throws		Rebounds				PF	A	TO	BLK	STL	PTS	AVG
				FG-FGA	PCT	3FG-3FGA	PCT	FT-FTA	PCT	OFF	DEF	TOT	AVG							
St. Thomas (MN)	11/10/2021		15:07	2-5	.400	0-1	.000	0-0	.000	1	0	1	1.0	1	1	0	0	0	4	4.0
NJIT	11/14/2021		23:55	2-4	.500	1-3	.333	0-0	.000	1	0	1	1.0	1	0	1	0	0	5	4.5
at Bradley	11/19/2021		07:47	0-2	.000	0-2	.000	0-0	.000	0	3	3	1.7	3	0	1	0	0	0	3.0
Chicago St.	11/22/2021		16:57	2-2	1.000	0-0	.000	0-0	.000	1	2	3	2.0	1	0	0	0	1	4	3.3
at Milwaukee	11/24/2021		12:00	1-3	.333	0-2	.000	0-0	.000	3	1	4	2.4	3	2	1	0	0	2	3.0
vs Boise St.	11/27/2021		16:08	1-3	.333	0-2	.000	1-2	.500	3	0	3	2.5	2	0	0	0	0	3	3.0
at Colorado	11/28/2021		12:42	2-4	.500	2-4	.500	0-0	.000	0	1	1	2.3	1	1	1	0	0	6	3.4
Virginia Tech	12/01/2021		08:19	0-1	.000	0-0	.000	0-0	.000	0	2	2	2.3	1	0	0	0	0	0	3.0
at Northwestern	12/05/2021		00:43	0-0	.000	0-0	.000	0-0	.000	0	0	0	2.0	0	0	0	0	0	0	2.7
Michigan	12/09/2021		09:57	2-4	.500	2-3	.667	0-0	.000	0	1	1	1.9	3	0	0	0	0	6	3.0
Green Bay	12/12/2021		15:12	0-1	.000	0-1	.000	0-0	.000	1	2	3	2.0	1	0	4	0	3	0	2.7
Illinois St.	12/16/2021		15:44	1-2	.500	1-1	1.000	2-2	1.000	0	1	1	1.9	0	1	0	0	1	5	2.9
Indiana	01/05/2022		04:52	0-1	.000	0-0	.000	0-0	.000	0	0	0	1.8	1	1	0	0	0	0	2.7
at Illinois	01/09/2022		25:35	1-4	.250	0-3	.000	0-0	.000	1	4	5	2.0	1	1	2	0	0	2	2.6
Totals		0	184:58	14-36	.389	6-22	.273	3-4	.750	11	17	28	2.0	19	7	10	0	5	37	2.6

Player Averages

Games Played	Minutes/game	Points/game	FG Pct	3FG Pct	FT Pct	Rebounds/game	Assists/game	Turnovers/game	Assist/Turnover ratio	Steals/game	Blocks/game
14	13.2	2.6	38.9	27.3	75.0	2.0	0.5	0.7	0.7	0.4	0.0

CAREER STATISTICS

				Field Goals		3-Point		F-Throws		Rebounds				Scoring						
SEASON	TEAM	GP-GS	MIN/AVG	FG-FGA	FG%	3FG-3FGA	3FG%	FT-FTA	FT%	OFF	DEF	TOT	AVG	PF-FO	A	TO	BLK	STL	PTS	AVG
2019-20	Wisc	30-0	345/11.5	18-57	.316	6-28	.214	21-25	.840	19	36	55	1.8	30-0	13	15	0	5	63	2.1
2020-21	Wisc	24-3	398/16.6	21-66	.318	14-47	.298	9-12	.750	13	32	45	1.9	31-0	6	13	2	5	65	2.7
2021-22	Wisc	14-0	185/13.2	14-36	.389	6-22	.273	3-4	.750	11	17	28	2.0	19-0	7	10	0	5	37	2.6
TOTAL		68-3	929/13.7	53-159	.333	26-97	.268	33-41	.805	43	85	128	1.9	80-0	26	38	2	15	165	2.4

Single Game Highs

Statistic	Value
Points	9 vs North Dakota 12/13/20
Rebounds	10 vs Eastern Ill. 11/26/19
Assists	2 4 times
Steals	3 vs Green Bay 12/12/21
Blocks	1 vs Indiana 02/24/21, vs Northwestern 01/06/21
FG Made	3 vs Eastern Ill. 11/26/19, at Penn St. 02/07/21, vs North Dakota 12/13/20
FG Attempts	7 vs North Florida 11/05/19
3FG Made	3 vs North Dakota 12/13/20
3FG Attempts	5 vs Michigan 01/14/21, vs North Dakota 12/13/20
FT Made	4 vs Ball St. 11/29/19
FT Attempts	4 vs Milwaukee 11/17/19, vs Ball St. 11/29/19, at Nebraska 01/28/21

41 | SARA STAPLETON

Junior | Forward/Center | 6-3
Blaine, Minn. | Centennial High School



Twitter: @StapletonSara | Instagram: sarastapletonn



Honors: 2021 Academic All-Big Ten

Of Note: Ranked No. 24 among post players by Prospect Nation ... also ranked as the No. 18 post by ESPN Hoop Gurlz ... member of the 2019 Minnesota State Class AAAA All-Tournament team ... named to the 2018-19 Minnesota Miss Basketball Watch List by Breakdown Sports ... named to the all-tournament team at the 2017 Battle in the Boro and 2017 USJN Windy City

2021-22: Has played in 13 games, starting 11, averaging 18.7 minutes per game ... tied her career high with 16 points vs. NJIT (Nov. 14), shooting 60% (6-10) from the field ... added 15 points vs. Virginia Tech (Dec. 1) ... shot career highs of 5-5 from the free-throw line vs. the Hokies ... ranks fourth on the team with 6.7 points per game ... averages 3.5 rebounds per game ... had a season-high six rebounds in two games ... had a career-high three steals at Bradley (Nov. 19) ... had a season-high two blocks in three games ... share the team lead with 0.8 blocks per game

GAME-BY-GAME STATISTICS

Opponent	Date	GS	MIN	Total		3-Pointers		Free throws		Rebounds				PF	A	TO	BLK	STL	PTS	AVG
				FG-FGA	PCT	3FG-3FGA	PCT	FT-FTA	PCT	OFF	DEF	TOT	AVG							
St. Thomas (MN)	11/10/2021	*	12:03	0-1	.000	0-0	.000	1-2	.500	0	2	2	2.0	3	0	2	0	0	1	1.0
NJIT	11/14/2021	*	29:26	6-10	.600	0-0	.000	4-5	.800	2	4	6	4.0	2	1	6	1	1	16	8.5
at Bradley	11/19/2021	*	24:33	4-9	.444	0-0	.000	0-0	.000	2	3	5	4.3	4	0	2	1	3	8	8.3
Chicago St.	11/22/2021	*	06:19	0-2	.000	0-0	.000	0-0	.000	1	0	1	3.5	2	0	1	0	0	0	6.3
at Milwaukee	11/24/2021	*	15:59	3-6	.500	0-0	.000	3-4	.750	1	3	4	3.6	5	1	4	0	0	9	6.8
vs Boise St.	11/27/2021	*	21:58	3-7	.429	0-0	.000	1-4	.250	1	2	3	3.5	2	0	1	1	0	7	6.8
at Colorado	11/28/2021	*	17:18	3-5	.600	0-0	.000	0-0	.000	1	3	4	3.6	5	0	2	0	1	6	6.7
Virginia Tech	12/01/2021	*	23:54	5-7	.714	0-0	.000	5-5	1.000	2	3	5	3.8	4	0	2	0	0	15	7.8
at Northwestern	12/05/2021	*	29:23	2-7	.286	0-0	.000	2-2	1.000	2	4	6	4.0	4	1	5	2	0	6	7.6
Michigan	12/09/2021	*	20:48	4-8	.500	0-0	.000	0-1	.000	1	3	4	4.0	5	1	1	2	0	8	7.6
Green Bay	12/12/2021	*	19:22	1-4	.250	0-0	.000	2-2	1.000	2	1	3	3.9	2	0	2	2	0	4	7.3
Indiana	01/05/2022		11:25	2-3	.667	0-0	.000	1-3	.333	0	0	0	3.6	3	0	2	0	0	5	7.1
at Illinois	01/09/2022		10:32	1-2	.500	0-0	.000	0-0	.000	1	2	3	3.5	1	0	2	1	0	2	6.7
Totals			11 242:59	34-71	.479	0-0	.000	19-28	.679	16	30	46	3.5	42	4	32	10	5	87	6.7

Player Averages

Games Played	Minutes/ game	Points/ game	FG Pct	3FG Pct	FT Pct	Rebounds/ game	Assists/ game	Turnovers/ game	Assist/Turnover ratio	Steals/ game	Blocks/ game
13	18.7	6.7	47.9	0.0	67.9	3.5	0.3	2.5	0.1	0.4	0.8

CAREER STATISTICS

SEASON	TEAM	GP-GS	MIN/AVG	Field Goals		3-Point		F-Throws		Rebounds				Scoring						
				FG-FGA	FG%	3FG-3FGA	3FG%	FT-FTA	FT%	OFF	DEF	TOT	AVG	PF-FO	A	TO	BLK	STL	PTS	AVG
2019-20	Wisc	21-0	131/6.2	19-39	.487	0-0	.000	11-18	.611	16	22	38	1.8	19-0	2	13	12	3	49	2.3
2020-21	Wisc	21-18	379/18.1	60-127	.472	0-0	.000	17-22	.773	29	54	83	4.0	53-0	12	29	17	7	137	6.5
2021-22	Wisc	13-11	243/18.7	34-71	.479	0-0	.000	19-28	.679	16	30	46	3.5	42-3	4	32	10	5	87	6.7
TOTAL		55-29	753/13.7	113-237	.477	0-0	.000	47-68	.691	61	106	167	3.0	114-3	18	74	39	15	273	5.0

Single Game Highs

Statistic	Value
Points	16 vs North Dakota 12/13/20, vs NJIT 11/14/21
Rebounds	11 vs Western Ill. 11/29/20
Assists	2 at Minnesota 02/14/21, at Nebraska 01/28/21, vs North Dakota 12/13/20
Steals	3 at Bradley 11/19/21
Blocks	3 at Penn St. 02/07/21
FG Made	8 vs North Dakota 12/13/20
FG Attempts	15 vs Ohio St. 02/10/21
FT Made	5 vs Virginia Tech 12/01/21
FT Attempts	5 vs NJIT 11/14/21, vs Virginia Tech 12/01/21

2021-22 Record . . .

Overall:	3-11
Home:	2-6
Away:	0-5
Neutral:	1-0
Leads at halftime:	3-1
Trails at halftime:	0-7
Tied at halftime:	0-2
Against AP-ranked opponents:	0-1
Against unranked teams:	3-9
Big Ten:	0-4
Leads at halftime:	0-0
Trails at halftime:	0-4
Against AP-ranked opponents:	0-2
Against unranked teams:	0-2

More field goals than opponent:	3-1
Fewer field goals than opponent:	0-10
Higher FG % than opponent:	3-3
Lower FG % than opponent:	0-7
Same FG % as opponent:	0-1
More 3-pt field goals than opponent:	1-1
Fewer 3-pt field goals than opponent:	1-8
Same 3-pt field goals as opponents:	0-2
Higher 3-pt FG% than opponent:	3-1
Lower 3-pt FG% than opponent:	0-8
More free throws than opponent:	1-2
Fewer free throws than opponent:	1-8
Same free throws as opponent:	1-1
Higher FT % than opponent:	2-1
Lower FT % than opponent:	1-9
Same FT% as opponent:	0-1
More rebounds than opponent:	2-12
Fewer rebounds than opponent:	0-8
Same rebounds as opponent:	1-1
More fouls than opponent:	1-7
Fewer fouls than opponent:	2-2
Same fouls as opponent:	0-2
More turnovers than opponent:	1-8
Fewer turnovers than opponent:	2-3
Scores 80-plus points:	0-1
Scores 70-79 points:	1-0
Scores 60-69 points:	2-3
Scores 50-59 points:	0-4
Scores less than 50 points:	0-3
Allows 80-plus points:	0-1
Allows 70-79 points:	0-4
Allows 60-69 points:	1-5
Allows less than 60 points:	2-0
UW shot 40% or better from field:	2-4
UW shot less than 40% from field:	1-7
Opponent shot 40% or better from field:	2-8
Opponent shot less than 40% from field:	1-3
UW bench outscored opponents' bench:	2-3
Opponent bench outscored UW's bench:	1-5
On Sunday:	0-4
On Monday:	0-1
On Wednesday:	1-2
On Thursday:	1-1
On Friday:	0-1
On Saturday:	1-0

Games are decided by:

Five points or less:	0-0
Six to 10 points:	0-3
More than 10 points:	3-8
No player scores in double digits:	0-0
One player scores in double digits:	0-0
Two players score in double digits:	2-5
Three players score in double digits:	0-3
Four players score in double digits:	1-0
Longest win streak:	1
Current win streak:	1
Longest losing streak:	5
Current losing streak:	2

Charting the Badgers

GAMES PLAYED

	2017-18	2018-19	2019-20	2020-21	2021-22	Total	Current Streak	Longest Streak
Katie Nelson	29 [*]	29 [*]	30 [*]	15 [*]	14	117/14	117/14	117/14
Tara Stauffacher	—	—	30	24	14	68	35	35
Julie Pospíšilová	—	—	31	23	12	66	12	44
Sydney Hilliard	—	—	29	24	12	65	0	58
Sara Stapleton	—	—	21	21	13	55	2	25
Brooke Schramek	—	—	—	21	14	35	31	31
Halle Douglass	—	—	—	19	11	30	11	15
Lexi Duckett	—	—	—	17 #	9	26	0	8
Natalie Leuzinger	—	—	—	11	4	15	2	3
Krystyna Ellew	—	—	—	—	14	14	14	14

GAMES STARTED

	2017-18	2018-19	2019-20	2020-21	2021-22	Total	Current Streak	Longest Streak
Katie Nelson	29 [*]	29 [*]	30 [*]	15 [*]	14	117/14	117/14	117/14
Sydney Hilliard	—	—	23	24	12	59	0	55
Julie Pospíšilová	—	—	9	23	12	43	11	13
Sara Stapleton	—	—	0	18	11	29	0	16
Brooke Schramek	—	—	—	0	12	12	10	10
Krystyna Ellew	—	—	—	—	6	6	1	4
Tara Stauffacher	—	—	0	3	0	3	0	2
Halle Douglass	—	—	—	1	2	3	2	2

DOUBLE-DIGIT SCORING

	2017-18	2018-19	2019-20	2020-21	2021-22	Total	Current Streak	Longest Streak
Katie Nelson	11 [*]	15 [*]	22 [*]	9 [*]	2	49	1	6
Sydney Hilliard	—	—	12	18	11	41	0	10
Julie Pospíšilová	—	—	4	6	12	22	13	13
Sara Stapleton	—	—	0	5	2	7	0	2
Brooke Schramek	—	—	—	0	4	4	0	3
Krystyna Ellew	—	—	—	—	3	3	0	2
Halle Douglass	—	—	—	0	2	2	0	1

20+ SCORING

	2017-18	2018-19	2019-20	2020-21	2021-22	Total	Current Streak	Longest Streak
Katie Nelson	1 [*]	3 [*]	4 [*]	2 [*]	0	9	0	2
Sydney Hilliard	—	—	1	7	1	9	0	3
Julie Pospíšilová	—	—	0	3	0	3	0	1
Krystyna Ellew	—	—	—	—	1	1	0	1

DOUBLE-DIGIT REBOUNDING

	2017-18	2018-19	2019-20	2020-21	2021-22	Total	Current Streak	Longest Streak
Sydney Hilliard	—	—	2	0	0	2	0	1
Sara Stapleton	—	—	0	1	0	1	0	1
Tara Stauffacher	—	—	1	0	0	1	0	1

— Did not compete that season

Career/UW Totals

^{*} at Boston University

at North Carolina

LED TEAM IN SCORING

	2017-18	2018-19	2019-20	2020-21	2021-22	Total
Katie Nelson	7^	7^	8^	4^	1	20
Sydney Hilliard	—	—	2	11	6	19
Julie Pospíšilová	—	—	2	3	5	10
Brooke Schramek	—	—	—	1	1	2
Krystyna Ellew	—	—	—	—	2	2

LED TEAM IN REBOUNDING

	2017-18	2018-19	2019-20	2020-21	2021-22	Total
Sydney Hilliard	—	—	3	4	5	12
Katie Nelson	2^	0^	2^	1^	1	6
Julie Pospíšilová	—	—	1	2	2	6
Halle Douglass	—	—	—	0	2	2
Sara Stapleton	—	—	0	2	1	2
Tara Stauffacher	—	—	1	0	0	1
Krystyna Ellew	—	—	—	—	1	1
Brooke Schramek	—	—	—	0	1	1

LED TEAM IN ASSISTS

	2017-18	2018-19	2019-20	2020-21	2021-22	Total
Katie Nelson	15^	23^	16^	11^	7	82
Sydney Hilliard	—	—	6	11	4	21
Julie Pospíšilová	—	—	5	10	4	19
Halle Douglass	—	—	—	1	0	1
Sara Stapleton	—	—	0	1	0	1
Brooke Schramek	—	—	—	0	1	1

LED TEAM IN STEALS

	2017-18	2018-19	2019-20	2020-21	2021-22	Total
Katie Nelson	10^	12^	8^	7^	5	42
Sydney Hilliard	—	—	10	5	6	21
Julie Pospíšilová	—	—	6	10	3	19
Tara Stauffacher	—	—	2	1	1	4
Sara Stapleton	—	—	0	2	1	3
Halle Douglass	—	—	—	1	1	2

LED TEAM IN BLOCKS

	2017-18	2018-19	2019-20	2020-21	2021-22	Total
Julie Pospíšilová	—	—	5	9	6	20
Sara Stapleton	—	—	4	6	5	15
Sydney Hilliard	—	—	2	1	0	3
Katie Nelson	2^	1^	0^	0^	0	3
Halle Douglass	—	—	—	2	1	3
Brooke Schramek	—	—	—	0	3	3
Tara Stauffacher	—	—	—	1	0	1
Krystyna Ellew	—	—	—	—	1	1

— Did not compete that season

Includes ties

^ at Boston University

CAREER DOUBLE-DOUBLES

Sydney Hilliard (Career—2/2020-21—1)

21 points, 11 assists vs. Minnesota, 1/3/21

15 points, 11 rebounds vs. Prairie View, 12/20/19

Sara Stapleton (Career—1/2020-21—1)

11 points, 11 rebounds vs. Western Illinois, 11/29/20

2020-21 STARTING LINEUPS

Nelson, Hilliard, Ellew, Schramek, Stapleton	1-1
Nelson, Hillard, Ellew, Pospíšilová, Stapleton	0-2
Nelson, Hilliard, Pospíšilová, Stapleton, Schramek	1-5
Nelson, Ellew, Pospíšilová, Stapleton, Schramek	0-1
Nelson, Hilliard, Pospíšilová, Schramek, Douglass	1-1
Nelson, Ellew, Pospíšilová, Schramek, Douglass	0-1
6 Totals	3-11

Overall Statistics

Game Records

Record	Overall	Home	Away	Neutral
ALL GAMES	3-11	2-6	0-5	1-0
CONFERENCE	0-4	0-2	0-2	0-0
NON-CONFERENCE	3-7	2-4	0-3	1-0

Score by Periods

Team	1st	2nd	3rd	4th	OT	TOT
Wisconsin	168	231	222	195	11	827
Opponents	244	208	240	218	19	929

Team Box Score

No.	Player				Total		3-Point		F-Throw		Rebounds											
		GP-GS	MIN	AVG	FG-FGA	FG%	3FG-3FGA	3FG%	FT-FTA	FT%	OFF	DEF	TOT	AVG	PF	DQ	A	TO	BLK	STL	PTS	AVG
5	POSPISILOVA, Julie	12-12	428:24	35.7	63-174	.362	24-78	.308	23-30	.767	11	35	46	3.8	29	1	40	36	9	19	173	14.4
30	HILLIARD, Sydney	12-12	417:09	34.8	71-126	.563	0-0	.000	27-43	.628	19	38	57	4.8	26	1	33	34	0	23	169	14.1
14	ELLEW, Krystyna	14-6	295:09	21.1	34-101	.337	16-50	.320	21-22	.955	11	39	50	3.6	23	0	4	17	1	4	105	7.5
3	SCHramek, Brooke	14-12	342:43	24.5	34-88	.386	7-28	.250	19-29	.655	22	29	51	3.6	39	3	23	32	6	6	94	6.7
41	STAPLETON, Sara	13-11	242:59	18.7	34-71	.479	0-0	.000	19-28	.679	16	30	46	3.5	42	3	4	32	10	5	87	6.7
2	NELSON, Katie	14-14	528:23	37.7	29-82	.354	16-45	.356	5-8	.625	13	40	53	3.8	29	0	50	21	1	22	79	5.6
10	DOUGLASS, Halle	11-3	187:14	17.0	15-37	.405	3-16	.188	10-14	.714	4	28	32	2.9	17	0	7	12	3	6	43	3.9
44	LUEHRING, Alex	7-0	98:00	14.0	10-33	.303	4-16	.250	0-0	.000	5	14	19	2.7	6	0	3	3	5	5	24	3.4
40	STAUFFACHER, Tara	14-0	184:58	13.2	14-36	.389	6-22	.273	3-4	.750	11	17	28	2.0	19	0	7	10	0	5	37	2.6
23	DUCKETT, Lexi	10-0	76:59	7.7	4-15	.267	3-10	.300	2-3	.667	3	3	6	0.6	5	0	2	5	1	2	13	1.3
24	LEUZINGER, Natalie	4-0	15:42	3.9	1-3	.333	1-3	.333	0-0	.000	0	0	0	0.0	4	0	1	1	0	0	3	0.8
22	DJURSTROM, Lovisa	4-0	07:20	1.8	0-0	.000	0-0	.000	0-0	.000	1	3	4	1.0	0	0	0	0	0	0	0	0.0
Team											22	27	49					7				
Total		14	2825		309-766	.403	80-268	.299	129-181	.713	138	303	441	31.5	239	8	174	210	36	97	827	59.1
Opponents		14	2825		333-795	.419	94-282	.333	169-240	.704	176	320	496	35.4	218	5	188	185	47	83	929	66.4

Team Statistics

	WISC	OPP
Scoring	827	929
Points per game	59.1	66.4
Scoring margin	-7.3	-
Field goals-att	309-766	333-795
Field goal pct	.403	.419
3 point fg-att	80-268	94-282
3-point FG pct	.299	.333
3-pt FG made per game	5.7	6.7
Free throws-att	129-181	169-240
Free throw pct	.713	.704
F-Throws made per game	9.2	12.1
Rebounds	441	496
Rebounds per game	31.5	35.4
Rebounding margin	-3.9	-
Assists	174	188
Assists per game	12.4	13.4
Turnovers	210	185
Turnovers per game	15.0	13.2
Turnover margin	-1.8	-
Assist/turnover ratio	0.8	1.0
Steals	97	83
Steals per game	6.9	5.9
Blocks	36	47
Blocks per game	2.6	3.4
Winning streak	0	-
Home win streak	0	-
Attendance	20267	6069
Home games-Avg/Game	8-2533	5-1214
Neutral site-Avg/Game	-	1-952

Team Results

Date	Opponent		Score	Att.
11/10/2021	St. Thomas (MN)	W	67-51	2270
11/14/2021	NJIT	L	49-61	2984
11/19/2021	at Bradley	L	57-64	721
11/22/2021	Chicago St.	Lot	63-71	2139
11/24/2021	at Milwaukee	L	67-79	976
11/27/2021	vs Boise St.	W	60-45	952
11/28/2021	at Colorado	L	51-67	1075
12/01/2021	Virginia Tech	L	60-70	2096
12/05/2021	at Northwestern	L	49-61	1231
12/09/2021	Michigan	L	81-93	2669
12/12/2021	Green Bay	L	53-63	3906
12/16/2021	Illinois St.	W	70-60	2150
01/05/2022	Indiana	L	53-76	2053
01/09/2022	at Illinois	L	47-68	2066

Big Ten Statistics

Game Records

Record	Overall	Home	Away	Neutral
ALL GAMES	0-4	0-2	0-2	0-0
CONFERENCE	0-4	0-2	0-2	0-0
NON-CONFERENCE	0-0	0-0	0-0	0-0

Score by Periods

Team	1st	2nd	3rd	4th	OT	TOT
Wisconsin	45	57	65	63	0	230
Opponents	79	67	80	72	0	298

Team Box Score

No.	Player				Total		3-Point		F-Throw		Rebounds											
		GP-GS	MIN	AVG	FG-FGA	FG%	3FG-3FGA	3FG%	FT-FTA	FT%	OFF	DEF	TOT	AVG	PF	DQ	A	TO	BLK	STL	PTS	AVG
5	POSPISILOVA, Julie	4-4	140:23	35.1	24-63	.381	9-30	.300	5-6	.833	4	12	16	4.0	9	0	9	17	1	5	62	15.5
3	SCHRAMMEK, Brooke	4-4	106:33	26.6	12-30	.400	3-11	.273	11-15	.733	5	11	16	4.0	11	1	8	8	2	0	38	9.5
30	HILLIARD, Sydney	3-3	104:43	34.9	11-25	.440	0-0	.000	4-7	.571	5	5	10	3.3	6	0	15	10	0	5	26	8.7
14	ELLEW, Krystyna	4-1	78:34	19.6	9-24	.375	4-13	.308	8-8	1.000	2	8	10	2.5	5	0	1	7	0	1	30	7.5
10	DOUGLASS, Halle	4-2	98:15	24.6	8-23	.348	1-10	.100	6-9	.667	2	12	14	3.5	8	0	3	3	0	3	23	5.8
41	STAPLETON, Sara	4-2	72:07	18.0	9-20	.450	0-0	.000	3-6	.500	4	9	13	3.3	13	1	2	10	5	0	21	5.3
2	NELSON, Katie	4-4	145:30	36.4	7-18	.389	3-10	.300	2-4	.500	2	16	18	4.5	8	0	11	6	0	7	19	4.8
40	STAUFFACHER, Tara	4-0	41:07	10.3	3-9	.333	2-6	.333	0-0	.000	1	5	6	1.5	5	0	2	2	0	0	8	2.0
24	LEUZINGER, Natalie	2-0	12:01	6.0	1-3	.333	1-3	.333	0-0	.000	0	0	0	0.0	3	0	1	0	0	0	3	1.5
23	DUCKETT, Lexi	1-0	00:46	0.8	0-0	.000	0-0	.000	0-0	.000	0	0	0	0.0	0	0	0	0	0	0	0	0.0
Team											6	7	13				4					
Total		4	800		84-215	.391	23-83	.277	39-55	.709	31	85	116	29.0	68	2	52	67	8	21	230	57.5
Opponents		4	800		107-245	.437	30-77	.390	54-70	.771	56	96	152	38.0	58	2	60	49	18	27	298	74.5

Team Statistics

	WISC	OPP
Scoring	230	298
Points per game	57.5	74.5
Scoring margin	-17.0	-
Field goals-att	84-215	107-245
Field goal pct	.391	.437
3 point fg-att	23-83	30-77
3-point FG pct	.277	.390
3-pt FG made per game	5.8	7.5
Free throws-att	39-55	54-70
Free throw pct	.709	.771
F-Throws made per game	9.8	13.5
Rebounds	116	152
Rebounds per game	29.0	38.0
Rebounding margin	-9.0	-
Assists	52	60
Assists per game	13.0	15.0
Turnovers	67	49
Turnovers per game	16.8	12.3
Turnover margin	-4.5	-
Assist/turnover ratio	0.8	1.2
Steals	21	27
Steals per game	5.3	6.8
Blocks	8	18
Blocks per game	2.0	4.5
Winning streak	0	-
Home win streak	0	-
Attendance	4722	3297
Home games-Avg/Game	2-2361	2-1649
Neutral site-Avg/Game	-	0-0

Team Results

Date	Opponent		Score	Att.
12/05/2021	at Northwestern	L	49-61	1231
12/09/2021	Michigan	L	81-93	2669
01/05/2022	Indiana	L	53-76	2053
01/09/2022	at Illinois	L	47-68	2066

Wisconsin Game-by-Game

				Total		3-Pointers		Free throws		Rebounds											
Opponent	Date	Score		FG-FGA	PCT	3FG-3FGA	PCT	FT-FTA	PCT	OFF	DEF	TOT	AVG	PF	A	TO	BLK	STL	PTS	AVG	
St. Thomas (MN)	11/10/2021	67-51	W	25-56	.446	5-14	.357	12-13	.923	12	19	31	31.0	12	10	11	1	7	67	67.0	
NJIT	11/14/2021	49-61	L	20-59	.339	3-17	.176	6-10	.600	12	19	31	31.0	14	12	13	4	11	49	58.0	
at Bradley	11/19/2021	57-64	L	24-68	.353	5-17	.294	4-7	.571	16	23	39	33.7	23	15	11	2	10	57	57.7	
Chicago St.	11/22/2021	63-71	Lot	17-55	.309	5-20	.250	24-36	.667	9	25	34	33.8	25	12	10	5	8	63	59.0	
at Milwaukee	11/24/2021	67-79	L	28-56	.500	4-16	.250	7-10	.700	13	14	27	32.4	20	13	17	2	6	67	60.6	
vs Boise St.	11/27/2021	60-45	W	23-58	.397	7-21	.333	7-12	.583	11	27	38	33.3	12	14	12	2	9	60	60.5	
at Colorado	11/28/2021	51-67	L	22-51	.431	5-23	.217	2-4	.500	11	17	28	32.6	13	12	18	3	7	51	59.1	
Virginia Tech	12/01/2021	60-70	L	20-48	.417	3-14	.214	17-18	.944	6	21	27	31.9	24	9	14	2	8	60	59.3	
at Northwestern	12/05/2021	49-61	L	16-43	.372	3-14	.214	14-20	.700	4	24	28	31.4	18	12	23	2	6	49	58.1	
Michigan	12/09/2021	81-93	L	29-58	.500	7-18	.389	16-22	.727	10	23	33	31.6	20	16	15	3	2	81	60.4	
Green Bay	12/12/2021	53-63	L	18-48	.375	10-23	.435	7-10	.700	11	26	37	32.1	16	11	20	4	5	53	59.7	
Illinois St.	12/16/2021	70-60	W	28-52	.538	10-20	.500	4-6	.667	6	27	33	32.2	12	14	17	3	5	70	60.6	
Indiana	01/05/2022	53-76	L	20-56	.357	6-21	.286	7-9	.778	6	19	25	31.6	14	12	14	1	8	53	60.0	
at Illinois	01/09/2022	47-68	L	19-58	.328	7-30	.233	2-4	.500	11	19	30	31.5	16	12	15	2	5	47	59.1	
Total		827		309-766	.403	80-268	.299	129-181	.713	138	303	441	31.5	239	174	210	36	97	827	59.1	
Opponents		929		333-795	.419	94-282	.333	169-240	.704	176	320	496	35.4	218	188	185	47	83	929	66.4	

Wisconsin Averages

Games Played	Points/game	FG Pct	3FG Pct	FT Pct	Rebounds/game	Assists/game	Turnovers/game	Assist/Turnover ratio	Steals/game	Blocks/game
14	59.1	40.3	29.9	71.3	31.5	12.4	15.0	0.8	6.9	2.6

Opponent Game-by-Game

				Total		3-Pointers		Free throws		Rebounds											
Opponent	Date	Score		FG-FGA	PCT	3FG-3FGA	PCT	FT-FTA	PCT	OFF	DEF	TOT	AVG	PF	A	TO	BLK	STL	PTS	AVG	
St. Thomas (MN)	11/10/2021	67-51	W	20-50	.400	6-21	.286	5-8	.625	12	19	31	31.0	15	17	17	3	3	51	51.0	
NJIT	11/14/2021	49-61	L	22-54	.407	7-21	.333	10-14	.714	13	27	40	35.5	13	12	17	5	1	61	56.0	
at Bradley	11/19/2021	57-64	L	19-55	.345	9-25	.360	17-28	.607	15	29	44	38.3	12	16	12	5	4	64	58.7	
Chicago St.	11/22/2021	63-71	Lot	22-53	.415	5-14	.357	22-32	.688	10	29	39	38.5	30	6	14	4	4	71	61.8	
at Milwaukee	11/24/2021	67-79	L	30-56	.536	5-16	.313	14-18	.778	12	16	28	36.4	14	17	10	3	8	79	65.2	
vs Boise St.	11/27/2021	60-45	W	17-55	.309	4-21	.190	7-10	.700	13	24	37	36.5	16	8	20	2	3	45	61.8	
at Colorado	11/28/2021	51-67	L	24-58	.414	7-19	.368	12-17	.706	18	19	37	36.6	14	16	9	2	16	67	62.6	
Virginia Tech	12/01/2021	60-70	L	26-52	.500	7-22	.318	11-20	.550	6	21	27	35.4	21	12	13	4	1	70	63.5	
at Northwestern	12/05/2021	49-61	L	20-60	.333	5-14	.357	16-18	.889	16	24	40	35.9	14	14	16	6	11	61	63.2	
Michigan	12/09/2021	81-93	L	35-67	.522	7-17	.412	16-22	.727	12	19	31	35.4	20	18	7	4	7	93	66.2	
Green Bay	12/12/2021	53-63	L	21-56	.375	9-25	.360	12-15	.800	11	21	32	35.1	15	16	12	1	9	63	65.9	
Illinois St.	12/16/2021	70-60	W	25-61	.410	5-21	.238	5-8	.625	10	19	29	34.6	10	8	12	0	7	60	65.4	
Indiana	01/05/2022	53-76	L	28-58	.483	8-19	.421	12-14	.857	10	26	36	34.7	14	18	13	2	4	76	66.2	
at Illinois	01/09/2022	47-68	L	24-60	.400	10-27	.370	10-16	.625	18	27	45	35.4	10	10	13	6	5	68	66.4	
Total		929		333-795	.419	94-282	.333	169-240	.704	176	320	496	35.4	218	188	185	47	83	929	66.4	
Wisconsin		827		309-766	.403	80-268	.299	129-181	.713	138	303	441	31.5	239	174	210	36	97	827	59.1	

Opponents Averages

Games Played	Points/game	FG Pct	3FG Pct	FT Pct	Rebounds/game	Assists/game	Turnovers/game	Assist/Turnover ratio	Steals/game	Blocks/game
14	66.4	41.9	33.3	70.4	35.4	13.4	13.2	1.0	5.9	3.4

NCAA Statistics

Statistic	National Rank	Conference Rank	Value	National Leader	Value	Conference Leader	Value
Assist Turnover Ratio (348 ranked)	165	10	0.83	Tulsa	1.54	Maryland	1.42
Assists (347 ranked)	161	13	174	DePaul	312	Nebraska	272
Assists Per Game (348 ranked)	223	13	12.4	DePaul	20.8	Iowa	18.8
Blocked Shots (348 ranked)	199	13	36	South Carolina	135	Northwestern	88
Blocked Shots Per Game (348 ranked)	244	14	2.6	South Carolina	8.4	Northwestern	6.3
Defensive Rebounds per Game (30 ranked)				Tennessee	33.4	Nebraska	30.5
Fewest Fouls (345 ranked)	258	7	239	Washington	99	Iowa	193
Fewest Turnovers (348 ranked)	191	7	210	Wright St.	120	Maryland	180
Field-Goal Percentage (348 ranked)	178	12	40.3	Boston College	48.8	Iowa	47.9
Field-Goal Percentage Defense (348 ranked)	272	12	41.9	Tennessee	30.1	Nebraska	35.4
Free Throw Attempts (348 ranked)	243	13	181	Troy	396	Maryland	328
Free Throws Made (348 ranked)	228	13	129	Troy	290	Maryland	250
Free-Throw Percentage (348 ranked)	130	9	71.3	Iowa	85.5	Iowa	85.5
Offensive Rebounds per Game (30 ranked)				Troy	18.1	Maryland	15.8
Personal Fouls Per Game (348 ranked)	212	12	17.1	Colorado St.	11.2	Maryland	15.1
Rebound Margin (348 ranked)	278	13	-3.9	South Carolina	16.9	Nebraska	8.5
Rebounds (348 ranked)	236	13	441	Troy	835	Nebraska	658
Rebounds Per Game (348 ranked)	339	14	31.50	Tennessee	50.50	Nebraska	43.87
Scoring Defense (348 ranked)	248	8	66.4	Georgia Tech	44.6	Indiana	56.5
Scoring Margin (348 ranked)	287	14	-7.3	North Carolina	27.9	Nebraska	23.1
Scoring Offense (348 ranked)	276	13	59.1	DePaul	92.1	Maryland	83.3
Steals (348 ranked)	214	12	97	Grand Canyon	201	Rutgers	166
Steals Per Game (348 ranked)	272	13	6.9	Grand Canyon	14.4	Northwestern	10.5
Three Pt FG Defense (348 ranked)	290	13	33.3	Binghamton	20.7	Purdue	25.4
Three-Point Field Goals Attempted (150 ranked)	134	10	268	FGCU	529	Minnesota	371
Three-Point Field Goals Made (348 ranked)	147	10	80	FGCU	173	Minnesota	138
Three-Point Field Goals Per Game (348 ranked)	190	10	5.7	FGCU	12.4	Ohio St.	9.0
Three-Point Field-Goal Percentage (348 ranked)	201	12	29.9	Tulsa	41.5	Ohio St.	38.8
Turnover Margin (348 ranked)	272	12	-1.79	SFA	10.07	Maryland	6.75
Turnovers Forced (348 ranked)	324	14	13.21	Niagara	25.91	Ohio St.	20.43
Turnovers Per Game (348 ranked)	97	6	15.0	Colorado St.	10.2	Maryland	11.2
Won-Lost Percentage (343 ranked)	316	14	21.4	Colorado	100.0	Michigan	86.7
						Nebraska	86.7

Statistic	Player	National Rank	Conference Rank	Value	National Leader	Value	Conference Leader	Value
Assist Turnover Ratio (249 ranked)	Katie Nelson	40	5	2.38	Tommi Olson, Wyoming	5.14	Katie Benzan, Maryland	3.31
Assists (147 ranked)	Katie Nelson	132	15	50	Emily Ryan, Iowa St.	109	Caitlin Clark, Iowa	85
Assists Per Game (250 ranked)	Katie Nelson	205	15	3.6	Olivia Miles, Notre Dame	7.5	Caitlin Clark, Iowa	7.1
	Julie Pospisilova	232	17	3.3				
Blocked Shots (144 ranked)					Tamari Key, Tennessee	65	Cailleigh Walsh, Northwestern	30
Blocked Shots Per Game (235 ranked)					Tamari Key, Tennessee	4.06	Cailleigh Walsh, Northwestern	2.14
Defensive Rebounds per Game (29 ranked)					Aijha Blackwell, Missouri	10.6	Kendall Bostic, Illinois	8.3
Double Doubles (43 ranked)					Aijha Blackwell, Missouri	11	Angel Reese, Maryland	10
					NaLyssa Smith, Baylor	11		
Field Goal Attempts (148 ranked)	Julie Pospisilova	116	11	174	Kierstan Bell, FGCU	268	Makenna Marisa, Penn St.	237
Field Goals Made (146 ranked)					Ayoka Lee, Kansas St.	143	Angel Reese, Maryland	111
Field-Goal Percentage (250 ranked)	Sydney Hilliard	31	4	56.3	Celena Taborn, Butler	74.6	Monika Czinano, Iowa	63.7
Final Points (200 ranked)					Ayoka Lee, Kansas St.	349	Nia Clouden, Michigan St.	322
Free Throw Attempts (142 ranked)					Nia Clouden, Michigan St.	117	Nia Clouden, Michigan St.	117
Free Throws Made (147 ranked)					Nia Clouden, Michigan St.	106	Nia Clouden, Michigan St.	106
Free-Throw Percentage (250 ranked)					Haley Cavinder, Fresno St.	97.7	Nia Clouden, Michigan St.	90.6
Minutes Played (150 ranked)	Katie Nelson	11	1	528:23	Khayla Pointer, LSU	599:36	Katie Nelson, Wisconsin	528:23
Minutes Played Per Game (150 ranked)	Katie Nelson	9	1	37.74	Lauren Park-Lane, Seton Hall	39.30	Katie Nelson, Wisconsin	37.74
	Julie Pospisilova	38	2	35.70				
	Sydney Hilliard	78	4	34.76				
Offensive Rebounds per Game (30 ranked)					Angel Reese, Maryland	5.4	Angel Reese, Maryland	5.4
Points Per Game (250 ranked)	Julie Pospisilova	192	14	14.4	Caitlin Clark, Iowa	25.2	Caitlin Clark, Iowa	25.2
	Sydney Hilliard	220	15	14.1				
Rebounds (148 ranked)					Aijha Blackwell, Missouri	193	Angel Reese, Maryland	172
Rebounds Per Game (250 ranked)					Aijha Blackwell, Missouri	12.9	Kendall Bostic, Illinois	11.9
Steals (135 ranked)					Jordyn Cambridge, Vanderbilt	64	Veronica Burton, Northwestern	58
Steals Per Game (247 ranked)	Sydney Hilliard	189	4	1.92	Angel Parker, Niagara	4.70	Veronica Burton, Northwestern	4.14
Three-Point Field Goals Attempted (142 ranked)	Julie Pospisilova	115	11	78	Taylor Robertson, Oklahoma	137	Cassidy Hardin, Purdue	121
Three-Point Field Goals Made (143 ranked)					Taylor Robertson, Oklahoma	66	Taylor Mikesell, Ohio St.	56
Three-Point Field Goals Per Game (249 ranked)	Julie Pospisilova	156	13	2.00	Taylor Robertson, Oklahoma	4.40	Taylor Mikesell, Ohio St.	4.00
Three-Point Field-Goal Percentage (178 ranked)	Julie Pospisilova	166	12	30.8	Naomie Alnatas, Kansas City	57.8	McKenna Warnock, Iowa	48.0

2021-22 Boxscores



Official Basketball Box Score - Final
St. Thomas (MN) at Wisconsin
11/10/21 Kohl Center, Madison
2021-22 Women's Basketball

Game Time: 6:30 PM
Game Duration: 1:40
Attendance: 2,270

Officials: Gina Cross, Nykessa Thompson, Gerda Galtier

St. Thomas (MN) - 51

Record: 0-1

NO. Name	Min	FG M-A	3P M-A	FT M-A	Rebounds OR DR TOT	Fouls PF FO	TP	AS	TO	ST	Blocks BS BA	+/-
22 Erin Norling	F 33:04	7-18	1-8	0-0	3 3 6	3 0	15	1	1	0	1 0	-12
32 Kaia Porter	F 32:23	5-7	3-4	0-0	2 5 7	1 1	13	3	2	1	1 0	-12
35 Kate Burns	C 11:53	0-0	0-0	2-2	0 0 0	1 1	2	0	1	0	0 0	-6
4 Jade Hill	G 35:37	1-9	1-3	2-4	0 1 1	2 4	5	5	3	0	0 0	-18
23 Maggie Negaard	G 23:18	3-8	1-5	0-0	0 5 5	1 1	7	1	1	1	0 0	-15
3 Amanda Pollard	21:37	0-1	0-1	0-0	0 1 1	2 2	0	3	2	0	0 0	-2
12 Jordyn Glynn	22:48	4-6	0-0	1-2	2 2 4	3 2	9	3	4	1	1 0	-13
34 Jo Langbehn	10:59	0-0	0-0	0-0	2 1 3	2 1	0	1	2	0	0 0	7
5 Noelle Tomes	06:15	0-1	0-0	0-0	0 0 0	0 0	0	0	0	0	0 0	0
15 Phoebe Frentzel	00:52	0-0	0-0	0-0	0 0 0	0 0	0	0	0	0	0 0	-1
13 Gabby Johnson	00:37	0-0	0-0	0-0	0 0 0	0 0	0	0	0	0	0 0	-1
14 Jordyn Lamker	00:37	0-0	0-0	0-0	0 0 0	0 0	0	0	0	0	0 0	-1
Team					3 1 4		0	1				
Totals		20-50	6-21	5-8	12 19 31	15 12	51	17	17	3	3 1	-16

Technical Fouls: NONE

Shooting By Period	1st FG	2nd FG	3rd FG	4th FG	GM FG
1st FG	5-11 45.5%				
2nd FG	1-3 33.3%	4-12 33.3%			
3rd FG	1-7 14.3%	5-17 29.4%			
4th FG	1-7 14.3%	0-0 0%	6-10 60.0%		
GM FG	20-50 40.0%	6-21 28.6%	5-8 62.5%		

Dead Ball Rebounds: 2, 0

Wisconsin - 67

Record: 1-0

NO. Name	Min	FG M-A	3P M-A	FT M-A	Rebounds OR DR TOT	Fouls PF FO	TP	AS	TO	ST	Blocks BS BA	+/-
41 Sara Stapleton	F 12:03	0-1	0-0	1-2	0 2 2	3 3	1	0	2	0	0 0	2
2 Katie Nelson	G 38:30	3-8	0-2	0-0	1 2 3	1 2	6	4	4	4	0 0	15
3 Brooke Schramek	G 25:09	0-5	0-1	0-0	3 2 5	2 0	0	0	0	1	0 1	-8
14 Krystyna Ellw	G 34:47	9-15	3-5	8-8	2 3 5	2 5	29	0	2	1	1 1	16
30 Sydney Hillard	G 37:55	7-14	0-0	3-3	2 4 6	1 3	17	3	2	0	0 0	20
23 Lexi Duckett	08:48	1-3	1-2	0-0	0 0 0	0 0	3	0	0	0	0 0	-3
40 Alex Luehring	24:45	3-5	1-3	0-0	1 2 3	2 1	7	2	0	0	0 0	16
40 Tara Stauffacher	15:07	2-5	0-1	0-0	1 0 1	1 0	4	1	0	0	0 0	2
22 Lovisa Djurstrom	02:56	0-0	0-0	0-0	1 1 2	0 1	0	0	0	0	0 0	20
Team					1 3 4		0	1				
Totals		25-56	5-14	12-13	12 19 31	12 15	67	10	11	7	1 3	16

Technical Fouls: NONE

Shooting By Period	1st FG	2nd FG	3rd FG	4th FG	GM FG
1st FG	5-14 35.7%				
2nd FG	0-2 0.0%	9-16 56.3%			
3rd FG	0-5 0.0%	4-13 30.8%			
4th FG	1-1 100%	5-15 33.3%	6-11 54.5%		
GM FG	25-56 44.6%	5-14 35.7%	12-13 92.3%		

Dead Ball Rebounds: 1, 0

Biggest lead	STM	UW
5 (1 st 3:56)	18 (3 rd 8:22)	
Best Scoring Run	9 (1 st 3:56)	13 (2 nd 8:15)
Lead Changes	2	
Times Tied	2	
Time with Lead	05:54	33:04
Points from Turnovers	STM 13	UW 20
Paint	20	32
Second Chance	16	16
Fast Breaks	0	2
Bench	9	14
Period by Period Scoring	1st 2nd 3rd 4th TOT	1st 2nd 3rd 4th TOT
STM 13 11 11 16	51	UW 14 24 12 17 67



Official Basketball Box Score - Final
Wisconsin at Bradley
11/19/21 Renaissance Coliseum, Peoria, IL
2021-22 Women's Basketball

Game Time: 6:30 PM
Game Duration: 1:55
Attendance: 721

Officials: Doug Knight, Tim Daley, Erica Parker

Wisconsin - 57

Record: 1-2

NO. Name	Min	FG M-A	3P M-A	FT M-A	Rebounds OR DR TOT	Fouls PF FO	TP	AS	TO	ST	Blocks BS BA	+/-
41 Sara Stapleton	F 24:33	4-9	0-0	0-0	2 3 5	4 2	8	0	2	3	1 1	-6
2 Katie Nelson	G 38:37	1-6	1-4	0-0	2 2 4	2 3	3	6	0	0	0 0	-7
5 Julie Pospisilova	G 38:14	7-22	2-6	1-1	4 4 8	4 3	17	6	2	2	0 0	-7
14 Krystyna Ellw	G 16:13	1-3	1-2	0-0	0 1 1	1 0	3	0	0	0	0 1	-1
30 Sydney Hillard	G 33:03	8-13	0-0	3-4	4 3 7	3 5	19	0	5	2	0 1	-6
40 Alex Luehring	16:41	2-8	1-2	0-0	2 2 2	2 0	5	0	1	1	0 0	2
40 Tara Stauffacher	07:47	0-2	0-2	0-0	0 3 3	3 0	0	0	1	0	0 0	-10
3 Brooke Schramek	09:29	0-2	0-0	0-2	2 1 3	0 1	0	2	0	0	0 0	-2
23 Lexi Duckett	01:23	0-0	0-0	0-0	0 0 0	0 0	0	0	0	0	0 0	0
10 Halle Douglass	14:00	1-3	0-1	0-0	1 2 3	2 0	2	1	1	2	0 1	2
Team					1 2 3		0	0				
Totals		24-68	5-17	4-7	16 23 39	23 12	57	15	11	10	2 5	-7

Technical Fouls: NONE

Shooting By Period	1st FG	2nd FG	3rd FG	4th FG	GM FG
1st FG	5-20 25.0%				
2nd FG	1-3 33.3%	6-14 42.9%			
3rd FG	0-0 0%	3-5 60.0%			
4th FG	0-0 0%	4-13 30.8%	6-11 54.5%		
GM FG	24-68 35.3%	5-17 29.4%	6-11 54.5%		

Dead Ball Rebounds: 2, 0

Bradley - 64

Record: 3-0

NO. Name	Min	FG M-A	3P M-A	FT M-A	Rebounds OR DR TOT	Fouls PF FO	TP	AS	TO	ST	Blocks BS BA	+/-
2 Sierra Morrow	F 37:56	4-10	0-2	1-2	4 6 10	0 2	9	4	0	1	4 1	9
25 Dajia Powell	F 13:18	1-4	0-0	1-2	1 2 3	1 1	3	0	2	0	0 0	-4
3 Gabi Haack	G 37:17	5-12	4-7	10-12	3 5 8	1 8	24	2	0	0	1 7	
11 Caroline Waite	G 30:12	3-14	3-12	0-0	2 2 3	2 3	9	0	1	1	0 0	6
13 Tatum Koenig	G 29:37	2-3	1-2	1-2	0 4 4	3 2	6	2	0	0	0 0	10
0 Chloe Rice	17:24	1-2	1-1	1-2	0 2 2	1 2	4	1	2	1	0 0	14
24 Isis Fitch	21:40	3-8	0-0	3-6	4 2 6	3 4	9	2	2	1	0 0	12
1 Tete Danso	06:28	0-1	0-0	0-0	1 3 4	0 0	0	1	0	0	1 0	2
12 Nika Dorsey	04:51	0-1	0-2	0-1	1 1 0	1 0	0	0	0	0	0 0	-11
22 Abbie Draper	00:20	0-0	0-0	0-0	1 1 0	0 0	0	1	0	0	0 0	-3
4 Aamnah Interrante	00:19	0-0	0-0	0-0	0 0 0	0 0	0	0	0	0	0 0	-3
33 Veronika Roberts	00:19	0-0	0-0	0-0	0 0 0	0 0	0	0	0	0	0 0	-3
42 Callie Ziebel	00:19	0-0	0-0	0-0	0 0 0	1 0	0	0	0	0	0 0	-2
Team					2 1 3		0	0				
Totals		19-55	9-25	17-28	15 29 44	12 23	64	16	12	4	5 2	7

Technical Fouls: NONE

Shooting By Period	1st FG	2nd FG	3rd FG	4th FG	GM FG
1st FG	4-14 28.6%				
2nd FG	3-9 33.3%	6-14 42.9%			
3rd FG	1-2 50%	3-5 60.0%			
4th FG	0-0 0%	6-15 40.0%	3-12 25.0%		
GM FG	19-55 34.5%	9-25 36.0%	3-12 25.0%		

Dead Ball Rebounds: 9, 0

Biggest lead	WISC	BRAD
7 (1 st 4:40)	10 (4 th 0:19)	
Best Scoring Run	7 (4 th 8:57)	10 (2 nd 9:18)
Lead Changes	11	
Times Tied	8	
Time with Lead	12:58	21:22
Points from Turnovers	WISC 10	BRAD 12
Paint	38	14
Second Chance	18	10
Fast Breaks	6	19
Bench	7	13
Period by Period Scoring	1st 2nd 3rd 4th TOT	1st 2nd 3rd 4th TOT
WISC 11 21 12 13 57		BRAD 12 17 16 19 64



Official Basketball Box Score - Final
NJIT at Wisconsin
11/14/21 Kohl Center, Madison
2021-22 Women's Basketball

Game Time: 1:01 PM
Game Duration: 1:42
Attendance: 2,994

Officials: Julie Krommhoek, Karleena Tobin, Kelsey Reynolds

NJIT - 61

Record: 1-2

NO. Name	Min	FG M-A	3P M-A	FT M-A	Rebounds OR DR TOT	Fouls PF FO	TP	AS	TO	ST	Blocks BS BA	+/-
12 Maria Fux	C 28:16	1-6	1-4	2-2	1 1 2	1 1	1	5	2	1	0 0	15
20 Kimi Evans	C 25:50	4-8	0-1	0-0	2 7 9	1 0	8	1	1	0	3 1	19
4 Kenna Squier	G 39:28	5-11	0-2	4-5	3 4 7	2 4	14	5	1	0	0 1	13
14 Lyzi Lilwinko	G 29:14	3-8	0-1	3-5	1 4 5	0 6	9	0	2	0	0 1	16
44 Elynn Stoll	G 30:42	5-13	4-8	0-0	0 0 0	4 1	14	1	3	1	0 0	13
30 Kendle Dalrymple	30:41	1-1	1-1	0-0	0 1 1	0 0	3	0	1	0	0 0	-3
21 Trinity Williams	12:41	2-4	1-2	1 0 1	3 2 5	0 1	0	0	1	0	0 0	-1
3 Grace Plummer	17:21	1-2	1-2	0-0	0 6 6	2 0	3	2	2	0	0 0	-1
5 Maddie Martin	11:18	0-0	0-0	0-0	0 2 2	0 0	0	1	2	0	0 0	-5
13 Kiana Brereton	01:29	0-1	0-0	0-0	0 0 0	0 0	0	0	1	0	0 0	-2
Team					5 2 7		0	2				
Totals		22-54	7-21	10-14	13 27 40	13 14	61	12	17	1	5 4	12

Technical Fouls: NONE

Dead Ball Rebounds: 3, 1

Wisconsin - 49

Record: 1-1

NO. Name	Min	FG M-A	3P M-A	FT M-A	Rebounds			Fouls		TP	AS	TO	ST	Blocks		+/-	Shooting By Period		
					OR	DR	TOT	PF	FO					BS	BA		1st FG%	2nd FG%	3rd FG%
41 Sara Stapleton	F 29:28	6-10	0-0	4-5	2	4	6	2	6	16	1	6	1	1	2	-4	1st FG%	4.8	50.0%
2 Katie Nelson	G 40:00	3-10	2-5	0-0	0	0	0	3	0	8	6	0	3	0	0	-12	3PT%	0.3	0.0%
3 Brooke Schramek	G 12:22	1-4	0-2	0-0	0	2	2	0	0	2	0	2	0	0	0	2	3PT%	2.2	100%
14 Krystyna Ellw	G 29:20	0-6	0-3	0-0	3	4	7	3	2	0	1	1	0	0	0	-12	2nd FG%	6.19	31.6%
30 Sydney Hillard	G 39:23	8-16	0-0	2-5	2	1	3	4	5	18	3	0	5	0	1	-12	3PT%	0	0.0%
44 Alex Luehring	21:28	0-8	0-4	0-0	2	6	8	0	0	0	1	3	2	3	2	2	1st FG%	3.4	75%
23 Lexi Duckett	04:06	0-1	0-0	0-0	0	0	0	1	0	0	0	0	0	0	0	-6	3rd FG%	6.12	50.0%
40 Tara Stauffacher	23:55	2-4	1-3	0-0	1	0	1	1	0	5	0	1	0	0	0	-18	3PT%	3.5	60.0%
Team					2	2	4			0	0						3PT%	1.4	25%
Totals		20-59	3-17	6-10	12	19	31	14	13	49	12	33	11	4	5	-12	4th FG%	4.20	20.0%
																	3PT%	0.9	0.0%
																	FT%	0	0%
																	Technical Fouls: NONE		
																	GMFG%	20.69	33.9%
																	3PT%	3.17	17.6%
																	3PT%	6-10	60.0%

2021-22 Boxscores



Official Basketball Box Score - Final
Wisconsin at Milwaukee
11/24/21 Kotsche Center, Milwaukee
2021-22 Women's Basketball

Game Time: 6:00 PM
Game Duration: 1:53
Attendance: 976

Officials: Max Berger, Jodie Duffe, Kayla Maxey

Wisconsin - 67

Record: 1-4

NO. Name	Min	FG M-A	3P M-A	FT M-A	Rebounds OR DR TOT	Fouls PF FD	TP	AS	TO	ST	Blocks BS BA	+/-
41 Sara Stapleton	F 15:59	3-6	0-0	3-4	1 3 4	5 3	9	1	4	0	0 0	-3
2 Katie Nelson	G 37:39	3-8	1-4	0-0	0 1 1	2 2	7	1	0	1	0 0	-9
3 Brooke Schramek	G 27:01	3-6	1-3	0-0	1 1 2	4 0	7	2	4	1	0 0	-13
5 Julie Pospisilova	G 39:14	8-16	2-5	1-1	1 1 2	2 4	19	5	2	3	1 0	-12
30 Sydney Hillard	G 29:16	6-6	0-0	1-3	2 4 6	0 2	13	1	4	1	0 0	-12
14 Krystyna Ellew	19:27	1-5	0-1	2-2	2 0 2	3 2	4	1	1	0	0 2	-2
40 Tara Stauffacher	12:00	1-3	0-2	0-0	3 1 4	0 0	2	2	1	0	0 0	-2
44 Alex Luehring	14:42	2-5	0-1	0-0	2 2 4	1 0	4	0	0	0	1 1	-7
23 Lexi Duckett	04:42	1-1	0-0	0-0	0 0 0	0 1	2	0	0	0	0 0	0
Team					1 1 2		0	1				
Totals		28-56	4-16	7-10	13 14 27	20 14	67	17	6	2	3	-12

Technical Fouls: NONE

Shooting By Period	1st	2nd	3rd	4th	FT
1st FG%	7-11	63.6%			
3PT%	0-3	0.0%			
FT%	5-7	71.4%			
2nd FG%	11-16	68.8%			
3PT%	1-3	33.3%			
FT%	0-1	0%			
3rd FG%	4-14	28.6%			
3PT%	1-6	16.7%			
FT%	0-0	0%			
4th FG%	6-15	40.0%			
3PT%	2-4	50.0%			
FT%	2-2	100%			
GM FG%	28-56	50.0%			
3PT%	4-16	25.0%			
FT%	7-10	70.0%			

Dead Ball Rebounds: 2, 0

Milwaukee - 79

Record: 3-3

NO. Name	Min	FG M-A	3P M-A	FT M-A	Rebounds OR DR TOT	Fouls PF FD	TP	AS	TO	ST	Blocks BS BA	+/-
12 Emma Wittmershaus	F 29:23	6-9	0-1	3-3	4 6 10	3 5	15	3	0	1	2 0	15
33 Megan Walstad	F 37:52	8-13	0-3	5-7	5 3 8	1 4	21	4	2	0	1 2	-9
1 Sydney Staver	G 24:27	2-8	1-3	0-0	0 0 0	3 4	5	1	2	3	0 0	-2
3 Mickaela Schmelzer	G 37:39	4-6	4-5	1-2	0 2 2	2 2	13	3	3	1	0 0	9
10 Miquela Santoro	G 36:22	8-13	0-3	3-4	0 2 2	2 4	19	4	1	3	0 0	18
13 Macy McGlone	04:44	0-1	0-0	2-2	1 2 3	0 1	2	0	1	0	0 0	1
2 Lior Halevi	05:28	0-1	0-1	0-0	0 0 0	2 0	0	1	0	0	0 0	2
30 Kendall Nead	18:06	2-5	0-0	0-0	2 0 2	0 0	4	1	1	0	0 0	11
24 Jada Donaldson	05:59	0-0	0-0	0-0	0 0 0	1 0	0	0	0	0	0 0	-3
Team					0 1 1		0					
Totals		30-56	5-16	14-18	12 16 28	14 20	79	17	10	8	3	12

Technical Fouls: NONE

Shooting By Period	1st	2nd	3rd	4th	FT
1st FG%	9-16	56.3%			
3PT%	2-7	28.6%			
FT%	0-0	0%			
2nd FG%	10-17	58.8%			
3PT%	1-3	33.3%			
FT%	1-1	100%			
3rd FG%	5-12	41.7%			
3PT%	1-5	20.0%			
FT%	8-10	80%			
4th FG%	6-11	54.5%			
3PT%	1-1	100.0%			
FT%	5-7	71.4%			
GM FG%	30-56	53.6%			
3PT%	5-16	31.3%			
FT%	14-18	77.8%			

Dead Ball Rebounds: 4, 0

	WIS	MKE
Biggest lead	7 (2nd 4:10)	18 (4th 3:24)
Best Scoring Run	7 (1st 2:59)	8 (3rd 2:27)
Lead Changes	6	
Times Tied	6	
Time with Lead	06:33	30:25
Points from Turnovers	6	23
Paint	28	30
Second Chance	11	20
Fast Breaks	2	8
Bench	12	6
Period by Period Scoring	WIS 19 23 9 16 67	MKE 20 22 19 18 79



Official Basketball Box Score - Final
Wisconsin at Colorado
11/28/21 CU Events Center, Boulder
2021-22 Women's Basketball

Game Time: 12:00 PM
Game Duration: 1:47
Attendance: 1,075

Officials: Robert Scofield, Cheryl Flores, Tiffany Bird

Wisconsin - 51

Record: 2-5

NO. Name	Min	FG M-A	3P M-A	FT M-A	Rebounds OR DR TOT	Fouls PF FD	TP	AS	TO	ST	Blocks BS BA	+/-
41 Sara Stapleton	F 17:18	3-5	0-0	0-0	1 3 4	5 2	6	0	2	1	0 0	1
2 Katie Nelson	G 36:54	1-3	0-2	0-0	3 4 7	2 4	2	3	3	0	1 0	-17
30 Jaylyn Sherrod	G 31:30	5-10	1-3	0-1	1 3 4	1 4	21	4	1	1	0 2	-8
3 Brooke Schramek	G 37:14	4-12	2-7	0-0	0 2 2	1 2	10	1	5	3	2 0	-16
5 Julie Pospisilova	G 39:14	6-8	0-0	0-0	2 2 2	0 0	12	4	3	1	0 0	-17
30 Sydney Hillard	G 39:14	6-8	0-0	0-0	2 2 2	0 0	12	4	3	1	0 0	-17
44 Alex Luehring	05:53	0-1	0-1	0-0	0 0 0	0 0	0	0	0	0	0 0	-3
14 Krystyna Ellew	16:27	1-7	0-5	0-0	2 2 2	2 2	0	0	0	0	0 0	-16
40 Tara Stauffacher	12:42	2-4	2-4	0-0	1 1 1	0 0	6	1	1	0	0 0	-5
23 Lexi Duckett	06:43	0-1	0-1	2-3	1 0 1	0 3	2	0	1	1	0 0	-5
10 Halle Douglass	00:40	0-0	0-0	0-0	0 0 0	0 0	0	0	0	0	0 0	2
22 Lovisa Djurström	00:40	0-0	0-0	0-0	0 0 0	0 0	0	0	0	0	0 0	2
24 Natalie Leuzinger	00:40	0-0	0-0	0-0	0 0 0	0 0	0	0	0	0	0 0	2
Team					5 0 5		0					
Totals		22-51	5-23	2-4	11 17 28	13 14	51	12	18	7	3	-16

Technical Fouls: NONE

Shooting By Period	1st	2nd	3rd	4th	FT
1st FG%	4-11	36.4%			
3PT%	1-6	16.7%			
FT%	0-0	0%			
2nd FG%	5-13	38.5%			
3PT%	1-5	20.0%			
FT%	0-1	0%			
3rd FG%	8-15	53.3%			
3PT%	2-6	33.3%			
FT%	0-0	0%			
4th FG%	5-12	41.7%			
3PT%	1-6	16.7%			
FT%	2-3	66.7%			
GM FG%	22-51	43.1%			
3PT%	5-23	21.7%			
FT%	2-4	50.0%			

Dead Ball Rebounds: 0, 1

Colorado - 67

Record: 7-0

NO. Name	Min	FG M-A	3P M-A	FT M-A	Rebounds OR DR TOT	Fouls PF FD	TP	AS	TO	ST	Blocks BS BA	+/-
33 Peanut Tuitele	F 26:35	1-4	0-0	3-4	2 1 3	0 3	5	2	0	1	0 0	18
00 Jaylyn Sherrod	G 24:21	1-9	0-2	0-0	0 1 1	0 0	2	5	2	4	0 2	9
3 Frida Formann	G 10:52	2-5	1-3	3-3	0 0 0	3 1	8	0	0	1	0 0	18
4 Leslia Finau	G 26:12	4-7	2-5	0-2	5 1 6	3 3	10	0	1	1	0 0	18
21 Mya Hollingshed	G 29:53	7-10	2-3	2-2	0 10 10	3 3	18	2	3	1	2 0	13
11 Quay Miller	18:01	4-9	0-0	3-4	4 0 4	2 2	11	1	2	1	0 0	15
1 Tayanna Jones	18:11	1-4	1-3	0-0	0 2 2	1 0	3	2	0	0	0 0	2
15 Kindyl Wetta	23:59	1-4	0-1	0-0	1 0 1	1 0	2	2	0	5	0 1	17
2 Tameiya Sadler	14:56	3-4	1-2	1-2	1 0 1	1 1	8	2	0	2	0 0	7
13 Kylee Blacksten	04:42	0-2	0-0	0-0	1 0 1	0 0	0	0	0	0	0 0	-9
5 Kennedy Taylor	00:49	0-0	0-0	0-0	0 1 1	0 0	0	0	1	0	0 0	-5
20 Maura Singer	00:49	0-0	0-0	0-0	0 0 0	1 0	0	0	0	0	0 0	-5
44 Sophie Gerber	00:40	0-0	0-0	0-0	0 0 0	0 0	0	0	0	0	0 0	-2
Team					4 3 7		0					
Totals		24-58	7-19	12-17	18 19 37	14 13	67	16	9	16	2	3

Technical Fouls: NONE

	UW	CU
Biggest lead	4 (1st 8:30)	21 (4th 1:09)
Best Scoring Run	7 (3rd 9:48)	14 (4th 1:09)
Lead Changes	1	
Times Tied	1	
Time with Lead	02:05	36:50
Points from Turnovers	8	22
Paint	30	32
Second Chance	9	20
Fast Breaks	2	6
Bench	10	24
Period by Period Scoring	UW 9 11 18 13 51	CU 18 12 22 15 67



Official Basketball Box Score - Final
Boise St. at Wisconsin
11/27/21 CU Events Center, Boulder
2021-22 Women's Basketball

Game Time: 3:30 PM
Game Duration: 1:58
Attendance: 952

Officials: Tiffany Bird, Richard Waters, Kimberly Hobbs

Boise St. - 45

Record: 1-4

NO. Name	Min	FG M-A	3P M-A	FT M-A	Rebounds OR DR TOT	Fouls PF FD	TP	AS	TO	ST	Blocks BS BA	+/-
23 Elodie Lalotte	F 13:10	4-5	0-0	0-0	3 3 6	5 2	8	0	4	0	0 0	4
33 Abby Muse	F 27:18	2-6	0-0	2-4	3 3 6	3 4	6	2	3	1	0 0	-7
12 Mary Kay Naro	G 37:45	3-12	0-5	4-4	2 2 4	0 2	10	6	2	0	2 0	-15
14 Anna Ostlie	G 20:26	0-7	0-5	0-0	1 3 4	2 0	0	0	3	1	0 2	-13
15 Dominique Leonidas	G 29:29	4-10	2-4	0-0	2 2 2	2 2	10	0	4	0	0 0	-12
25 Rachel Bowers	17:40	1-4	0-0	1-2	0 3 3	2 2	3	0	1	0	0 0	-11
11 Kaitlin Burgess	14:53	1-3	1-3	0-0	2 2 2	0 0	3	0	2	1	0 0	-6
22 Trista Hull	20:30	1-3	0-0	0-0	1 0 1	1 0	2	0	0	0	0 0	-11
24 Jayda Clark	12:22	1-3	1-3	0-0	2 2 2	1 0	0	0	1	0	0 0	-3
21 Sydney McQuietor	03:37	0-1	0-0	0-0	0 0 0	0 0	0	0	0	0	0 0	-5
2 Linsey Lovrovich	02:50	0-1	0-1	0-0	0 1 1	0 0	0	0	0	0	0 0	4
Team					3 3 6		0					
Totals		17-55	4-21	7-10	13 24 37	16 12	45	8	20	3	2	-15

Technical Fouls: NONE

Shooting By Period	1st	2nd	3rd	4th	FT
1st FG%	4-17	23.5%			
3PT%	2-6	33.3%			
FT%	0-0	0%			
2nd FG%	4-11	36.4%			
3PT%	1-3	33.3%			
FT%	2-2	100%			
3rd FG%	7-16	43.8%			
3PT%	1-8	12.5%			
FT%	0-0	0%			
4th FG%	2-11	18.2%			
3PT%	0-4	0.0%			
FT%	5-8	62.5%			
GM FG%	17-55	30.9%			
3PT%	4-21	19.0%			
FT%	7-10	70.0%			

2021-22 Boxscores



Official Basketball Box Score - Final
Wisconsin at Northwestern
 12/05/21 Welsh-Ryan Arena, Evanston
 2021-22 Women's Basketball

Game Time: 2:00 PM
 Game Duration: 1:47
 Attendance: 1,231

Officials: Kevin Pethet, Brian Garland, Missy Brooks

Wisconsin - 49		Record: 2-7 (0-1)																			
NO.	Name	Min	FG	3P	FT	Rebounds	Fouls	TP	AS	TO	ST	Blocks	BS	BA	+/-	Shooting By Period					
41	Sara Stapleton	F 29:23	2-7	0-0	2-2	2 4 6	4 1	6	1	5	0	2	1	0	-5	1 st	FG%	2-12	16.7%		
2	Katie Nelson	G 40:00	1-3	1-2	0-0	0 5 5	4 0	3	1	2	3	0	0	-12	3 rd	1 st	FT%	1-4	14.3%		
3	Brooke Schramek	G 32:47	6-9	1-2	5-7	1 3 4	3 5	18	2	2	0	0	1	-7	2 nd	FG%	2-4	50%			
5	Julie Pospisilova	G 36:08	4-15	1-9	3-4	0 6 6	1 2	12	3	7	1	0	1	-7	3 rd	FG%	4-9	44.4%			
30	Sydney Hillard	G 34:32	0-3	0-0	0-2	0 1 1	3 2	0	4	5	1	0	2	-11	FT%	2-2	50.0%				
10	Halle Douglass	20:27	3-6	0-1	4-5	0 2 2	3 4	10	0	0	1	0	1	-8	3 rd	FG%	4-9	44.4%			
14	Krystyna Eliew	06:00	0-0	0-0	0-0	0 1 1	0 0	0	1	1	0	0	0	-8	3 rd	FT%	0-2	0.0%			
40	Tara Stauffacher	00:43	0-0	0-0	0-0	0 0 0	0 0	0	0	0	0	0	0	-2	FT%	6-6	100%				
Team						1 2 3		0		1					4 th	FG%	6-13	46.2%			
Totals			16-43	3-14	14-20	4 24 28	18 14	49	12	23	6	2	6	-12	3 rd	1 st	3-13	33.3%			
															Technical Fouls: NONE						
															GM FG%					16-43	37.2%
															3 rd					3-14	21.4%
															FT%					14-20	70.0%

Shooting By Period			
1 st	FG%	8-20	40.0%
	3PT%	1-4	25.0%
	FT%	0-0	0%
2 nd	FG%	6-19	31.6%
	3PT%	2-5	40.0%
	FT%	2-2	100%
3 rd	FG%	4-11	36.4%
	3PT%	2-3	66.7%
	FT%	0-0	0%
4 th	FG%	2-10	20.0%
	3PT%	0-2	0.0%
	FT%	14-16	87.5%
GM	FG%	20-60	33.3%
	3PT%	15-14	35.7%
	FT%	5-18	88.9%
Dead Ball Rebounds: 2, 2, 2, 2			

2021-22 Boxscores



Official Basketball Box Score - Final
Indiana at Wisconsin
01/05/22 Kohl Center, Madison
2021-22 Women's Basketball

Game Time: 6:30 PM
Game Duration: 1:39
Attendance: 2,053

Officials: Michael McConnell, Nykeshia Thompson, Angelica Suffern

Indiana - 76														
Record: 12-2 (4-0)														
NO.	Name	Min	FG	3P	FT	Rebounds	Fouls	TP	AS	TO	ST	Blocks	+/-	
			M-A	M-A	M-A	OR DR TOT	PF FD					BS BA		
10	Aleksa Gulbe	F 37:28	4-10	1-3	4-5	3 4 7	3 4	13	1	1	2	1 0	29	
54	Mackenzie Holmes	F 25:26	6-11	0-1	4-4	3 5 8	1 3	16	0	2	0	1 1	18	
4	Nicole Cardano-Hillary	G 35:02	4-12	2-7	1-1	0 1 1	2 2	11	3	2	1	0 0	16	
14	Ali Patberg	G 35:24	6-8	4-5	2-2	0 4 4	0 2	18	3	1	0	0 0	30	
34	Grace Berger	G 36:03	4-9	0-0	1-2	0 8 8	3 2	9	11	1	1	0 0	22	
23	Kiandra Browne	13:54	2-3	0-0	0-0	3 1 4	4 1	4	0	4	0	0 0	7	
1	Kaitlin Peterson	13:31	2-5	1-3	0-0	1 1 2	1 0	5	0	2	0	0 0	1	
24	Mona Zaric	01:36	0-0	0-0	0-0	0 0 0	0 0	0	0	0	0	0 0	-4	
25	Arielle Wisne	01:36	0-0	0-0	0-0	0 0 0	0 0	0	0	0	0	0 0	-4	
Team						0 2 2		0	0					
Totals						28-58	8-19	12-14	10	26	36	14	14	76
Technical Fouls: NONE														
Shooting By Period														
1st FG% 6-14 42.9%														
3PT% 2-5 40.0%														
FT% 3-4 75%														
2nd FG% 8-14 57.1%														
3PT% 2-4 50.0%														
FT% 1-1 100%														
3rd FG% 7-14 50.0%														
3PT% 1-4 25.0%														
FT% 6-6 100%														
4th FG% 7-16 43.8%														
3PT% 3-6 50.0%														
FT% 2-3 66.7%														
GMFG% 28-58 48.3%														
3PT% 8-19 42.1%														
FT% 12-14 85.7%														
Dead Ball Rebounds: 3, 4														



Official Basketball Box Score - Final
Wisconsin at Illinois
01/09/22 State Farm Center, Champaign
2021-22 Women's Basketball


Game Time: 2:00 PM
Game Duration: 1:36
Attendance: 2,066

Officials: Maggie Tiernan, Kalei Enterline, Timothy Greene

Wisconsin - 47														
Record: 3-11 (0-4)														
NO.	Name	Min	FG	3P	FT	Rebounds	Fouls	TP	AS	TO	ST	Blocks	+/-	
			M-A	M-A	M-A	OR DR TOT	PF FD					BS BA		
2	Katie Nelson	G 40:00	5-12	2-7	0-2	0 4 4	2 4	12	6	1	1	0 0	-21	
3	Brooke Schramek	G 16:16	1-6	1-4	0-0	2 0 2	1 0	3	2	3	0	0 2	-7	
5	Julie Pospisilova	G 38:31	6-20	2-8	0-0	1 2 3	3 3	14	1	4	2	1 2	-23	
10	Halle Douglass	G 31:29	1-2	0-1	2-2	2 5 7	2 2	4	1	1	2	0 1	-15	
14	Krystyna Ellew	G 26:27	3-9	1-4	0-0	1 1 2	3 0	7	0	2	0	0 1	-25	
40	Tara Stauffacher	25:34	1-4	0-3	0-0	1 4 5	1 0	2	1	2	0	0 0	-7	
41	Sara Stapleton	10:32	1-2	0-0	0-0	1 2 3	1 1	2	0	2	0	1 0	-8	
24	Natalie Leuzinger	10:25	1-3	1-3	0-0	0 0 0	3 0	3	1	0	0	0 0	3	
23	Lexi Duckett	00:46	0-0	0-0	0-0	0 0 0	0 0	0	0	0	0	0 0	-2	
Team						3 1 4		0		0				
Totals						19-58	7-30	2-4	11	19	30	16	10	47
Technical Fouls: NONE														
Shooting By Period														
1st FG% 5-16 31.3%														
3PT% 3-9 33.3%														
FT% 0-0 0%														
2nd FG% 8-16 50.0%														
3PT% 3-9 33.3%														
FT% 0-0 0%														
3rd FG% 3-11 27.3%														
3PT% 1-7 14.3%														
FT% 2-2 100%														
4th FG% 3-15 20.0%														
3PT% 0-5 0%														
FT% 0-2 0%														
GMFG% 19-58 32.8%														
3PT% 7-30 23.3%														
FT% 2-4 50.0%														
Dead Ball Rebounds: 1, 1														

Wisconsin - 53															Dead Ball Rebounds: 3-4				
Record: 3-10 (0-3)																			
NO.	Name	Min	FG M-A	3P M-A	FT M-A	Rebounds OR DR TOT	Fouls PF FD	TP	AS	TO	ST	Blocks BS BA	+/-						
2	Katie Nelson	G 36:34	0-0	0-0	2-2	1 3 4	0 5	2	4	1	2	0 0	-27	1 st FG% 4-13 30.8%					
3	Brooke Schramek	G 30:22	1-7	1-3	4-4	1 5 6	2 3	7	2	1	0	1 1	-25	3PT% 2-6 33.3%					
5	Julie Pospisilova	G 30:35	6-12	3-7	0-0	1 3 4	4 0	15	1	3	2	0 0	-16	FT% 2-2 100%					
10	Halle Douglass	G 29:48	4-12	1-6	0-0	0 4 4	2 1	9	0	1	0	0 1	-26	2 nd FG% 4-16 25.0%					
30	Sydney Hillard	G 35:14	5-12	0-0	0-0	2 0 2	0 1	10	4	3	3	0 0	-21	3PT% 1-5 20.0%					
14	Krystyna Ellew	19:34	2-9	1-5	0-0	0 1 1	2 1	5	0	2	1	0 0	-2	FT% 0-0 0%					
41	Sara Stapleton	11:25	2-3	0-0	1-3	0 0 0	3 3	5	0	2	0	0 0	-4	3 rd FG% 9-18 50.0%					
40	Tara Stauffacher	04:52	0-1	0-0	0-0	0 0 0	1 0	0	1	0	0	0 0	2	3PT% 1-3 33.3%					
24	Natalie Leuzinger	01:36	0-0	0-0	0-0	0 0 0	0 0	0	0	0	0	0 0	4	FT% 2-3 66.7%					
Team						1 3 4		0	1					4 th FG% 3-9 33.3%					
														3PT% 2-7 28.6%					
														FT% 3-4 75%					
Totals			20-56	6-21	7-9	6 19 25	14 14	53	12	8	1	2	-23	GMFG% 20-56 35.7%					
														3PT% 6-21 28.6%					
														FT% 7-9 77.8%					
Technical Fouls: NONE															Dead Ball Rebounds: 2-0				


RADIO/TV ROSTER



2 KATIE NELSON
G | Grad. | 5-8
Falmouth, Mass.




3 BROOKE SCHRAMEK
G | So. | 6-1
Naperville, Ill.



5 JULIE POSPÍŠILOVÁ
G | Jr. | 6-0
Prague, Czech Rep



10 HALLE DOUGLAS
G | So. | 6-1
Lake Forest, Ill.



11 MATY WILKE
G | Fr. | 5-10
Beaver Dam, Wis.




14 KRYSZYNA ELLEW
G | Fr. | 5-10
Chicago, Ill.



20 SACIA VANDERPOOL
F | Fr. | 6-4
Byron, Minn.



24 NATALIE LEUZINGER
G | So. | 5-8
Monroe, Wis.



30 SYDNEY HILLIARD
G | Jr. | 5-11
Monroe, Wis.



40 TARA STAUFFACHER
F | Jr. | 5-11
Columbus, Wis.



41 SARA STAPLETON
F/C | Jr. | 6-3
Blaine, Minn.



HEAD COACH
MARISA MOSELEY
UW Record: 3-10 (1st)
Overall Record: 48-39 (4th)



ASSOCIATE HEAD COACH
SCOTT MERRITT



ASSISTANT COACH
KATE BARNOSKY



ASSISTANT COACH
CAROLINE DOTY