

FIGHTING ILLINI

2020-21 UNIVERSITY OF ILLINOIS FIGHTING ILLINI BASKETBALL



Game 24 // #5^{AP}/4 Illinois (17-6, 13-4) at #23^{AP}/24 Wisconsin (16-8, 10-7)

Feb. 27, 2021 // 1 p.m. CT // Madison, Wis. // Kohl Center

TV: ESPN — Jason Benetti (Play-by-Play), Dan Dakich (Analyst)

Radio: Busey Bank Illini Sports Network — Brian Barnhart (Play-By-Play), Deon Thomas (Analyst) // Sirius 84, XM 84

National Radio: Compass Media Networks — Wayne Larrivee (Play-By-Play), Chucky Brown (Analyst)

ILLINOIS 2020-21 SCHEDULE & RESULTS

DATE	OPPONENT	TIME/RESULT	TV
NOVEMBER (3-0)			
25	NORTH CAROLINA A&T	W, 122-60	BTN
26	CHICAGO STATE	W, 97-38	BTN
27	OHIO	W, 77-75	BTN
DECEMBER (4-3)			
2	vs. #2 Baylor [1]	L, 69-82	ESPN
5	UT MARTIN	canceled	—
8	at #10 Duke [2]	W, 83-68	ESPN
12	at Missouri [3]	L, 78-81	ESPNU
15	MINNESOTA	W, 92-65	ESPN2
20	at #19 Rutgers	L, 88-91	ESPN2
23	at Penn State	W, 98-81	BTN
26	INDIANA	W, 69-60	FS1
JANUARY (4-2)			
2	PURDUE	W, 66-58	BTN
7	at Northwestern	W, 81-56	BTN
10	MARYLAND	L, 63-66	BTN
16	#21 OHIO STATE	L, 81-87	FOX
19	PENN STATE	W, 79-65	BTN
29	#7 IOWA	W, 80-75	FS1
FEBRUARY (6-1)			
2	at Indiana	W, 75-71 (OT)	ESPN
6	#19 WISCONSIN	W, 75-60	FOX
12	at Nebraska [4]	W, 77-72 (OT)	BTN
16	NORTHWESTERN	W, 73-66	BTN
20	at Minnesota	W, 94-63	FOX
23	at Michigan State [5]	L, 72-81	FS1
25	NEBRASKA [6]	W, 86-70	BTN
27	at #23 Wisconsin	1 p.m.	ESPN
MARCH (0-0)			
2	at #3 Michigan [7]	6 p.m.	ESPN
6	at #4 Ohio State	TBA	ESPN/2
10-14 Big Ten Tournament [8]			

All Times Listed are Central
Remaining time and TV info. released when available

BOLD - State Farm Center, Champaign, Ill.

[1] - Jimmy V Classic; Bankers Life Fieldhouse, Indianapolis

[2] - ACC/Big Ten Challenge

[3] - Braggin' Rights

[4] - Rescheduled from Jan. 13 postponement

[5] - Rescheduled from Jan. 23 postponement

[6] - Moved from Feb. 24 then from March 2-4

[7] - Rescheduled from Feb. 11 postponement

[8] - Lucas Oil Stadium, Indianapolis

PROBABLE STARTERS

Pos. No.	Name	Ht.	Wt.	Yr.	PPG	RPG	APG	Note
G 1	Trent Frazier	6-2	175	Sr.	10.6	2.9	2.6	BIG Defensive Player of Year Candidate
G 44	Adam Miller	6-3	180	Fr.	8.7	2.5	0.7	BIG High 18 points Thu. vs Nebraska
G 20	Da'Monte Williams	6-3	215	Sr.	5.0	5.4	1.9	54.3% 3FG (25-46)
G/F 3	Jacob Grandison	6-6	205	r-Jr.	4.4	3.2	1.2	Illini 7-1 with him as starter
C 21	Kofi Cockburn	7-0	285	So.	17.7	10.0	0.1	15 double-doubles (2nd in NCAA)

OFF THE BENCH

Pos. No.	Name	Ht.	Wt.	Yr.	PPG	RPG	APG	Note
F 2	Connor Serven	6-9	215	Fr.	0.4	0.2	0.0	Walkon in first season
F 4	Zach Griffith	6-6	220	Sr.	0.5	1.0	0.0	Two-time Academic All-Big Ten
G 5	Andre Curbelo	6-1	175	Fr.	7.7	3.6	4.3	3rd in assists in BIG play (4.8)
G 10	Edgar Padilla	6-1	165	Fr.	0.0	0.0	0.0	Walkon in first season
G 11	Ayo Dosunmu	6-5	200	Jr.	21.0	6.3	5.3	Cousy Award Finalist; 2 triple-doubles
C 12	Brandon Lieb	7-0	210	Fr.	1.0	1.5	0.3	4 pts & 3 reb in college debut
F 13	Benjamin Bosmans-Verdonk	6-8	235	r-Fr.	0.4	0.2	0.0	Made season debut Jan. 7
F 15	Giorgi Bezhanishvili	6-9	245	Jr.	5.4	2.6	0.5	56.1% FG (55-98)
G 22	Austin Hutcherson	6-6	180	Jr.	—	—	—	Out for season
G 32	Tyler Underwood	6-2	180	Gr.	0.5	0.0	0.0	Made season debut Jan. 7
F 33	Coleman Hawkins	6-10	215	Fr.	1.5	0.8	0.2	Career-high 5 pts at Nebraska (2/12)
C 34	Jermaine Hamlin	6-10	235	So.	1.1	0.4	0.0	4 points vs. Minnesota (12/15)

HEAD COACH BRAD UNDERWOOD

Career Record:	173-82 (.678), 8th year
At Illinois:	64-55 (.538), 4th year
Big Ten:	37-38 (.493)

SERIES NOTES VS. WISCONSIN

Record:	Illinois leads 112-89
Streak:	Illinois W-2
Record at Madison:	Wisconsin leads 58-40
Streak at Madison:	Illinois W-1
Last Meeting:	#12 Illinois 75, #19 Wisconsin 60 // Feb. 6 at Champaign (Box Score & Game Recap on P. 4)
Underwood vs. Wisconsin:	2-4

Opening Tips

- No. 5 Illinois plays its third game in five days on Saturday afternoon, at No. 23 Wisconsin (1 p.m. CT, ESPN).
- Illinois plays five of its last six games away from home, with its three remaining games all on the road against teams ranked in the top 12 in kenpom (Wisconsin-12, Michigan-3, Ohio State-7).
- Illinois is fifth in the current NET rankings, and No. 5 overall (No. 2 seed) in the NCAA Tournament Committee's initial ranking of the top 16 teams (released Feb. 13).
- Illinois is ranked No. 5 for the second straight week in the AP Top 25. The Illini are in the Top 5 of a February poll for the first year since 2005, and just the fourth time in the last 65 seasons (1989, 2001, 2005, 2021).
- Illinois has seven Quad 1 wins, tied for second-most in the NCAA. The Illini own a combined 11 victories in Quads 1 and 2, meanwhile, tied for fourth nationally.
- Illinois has reached 13 Big Ten wins for the second straight season.
- Over the last two Big Ten seasons, Illinois has the best win percentage (.703) and most league wins (26).

• Leading the Illini is **Ayo Dosunmu**. Owing numbers of 21.0 points, 6.3 rebounds, and 5.3 assists per game, Dosunmu is not only solidifying his candidacy for First-Team All-America status, but contending for National Player of the Year as well. He is the only player in the NCAA over the last 11 seasons to average at least 20 points, six rebounds and five assists, all while leading Illinois Basketball back among the nation's elite.

ILLINOIS ATHLETICS COMMUNICATION

Address: 1700 S. Fourth St., Champaign, IL 61820

Office: 217-333-1391

Basketball SID: Derrick Burson

Email: burson@illinois.edu

Cell: 217-766-7315

Website: FightingIllini.com

Twitter/Instagram: @IlliniIMBB

2020-21 ILLINOIS NUMERICAL ROSTER

No.	Name	Pos.	Ht.	Wt.	Yr.	Hometown	Notable
1	Trent Frazier	G	6-2	175	Sr.	Wellington, Fla.	Three-year starter entered senior year No. 41 on UI career scoring list
2	Connor Serven	F	6-9	215	Fr.	Bushnell, Ill.	Turned down Div. II scholarship offers to walk on at Illinois
3	Jacob Grandison	G/F	6-6	205	r-Jr.	Oakland, Calif.	Holy Cross' leading scorer as a sophomore at 13.9 ppg
4	Zach Griffith	F	6-6	220	Sr.	Fisher, Ill.	Two-time Academic All-Big Ten
5	Andre Curbelo	G	6-1	175	Fr.	Vega Baja, Puerto Rico	Top-50 recruit a MaxPreps third-team All-American
10	Edgar Padilla Jr.	G	6-1	165	Fr.	Carolina, Puerto Rico	First year walkon; father started on UMass 1996 Final Four team
11	Ayo Dosunmu	G	6-5	200	Jr.	Chicago, Ill.	National Player of the Year candidate
12	Brandon Lieb	C	7-0	210	Fr.	Deerfield, Ill.	Third-team IBCA All-State pick
13	Benjamin Bosmans-Verdonk	F	6-8	235	r-Fr.	Lommel, Belgium	Belgian power forward played on youth team of BC Oostende
15	Giorgi Bezhanishvili	F	6-9	245	Jr.	Rustavi, Georgia	Sixth on team in scoring (6.8 ppg) and third in rebounding (4.8 rpg) last year
20	Da'Monte Williams	G	6-3	215	Sr.	Peoria, Ill.	Started 22 of final 23 games last year
21	Kofi Cockburn	C	7-0	285	So.	Kingston, Jamaica	2020 BIG Freshman of the Year now on Abdul-Jabbar Watch List
22	Austin Hutcherson	G	6-6	180	r-Jr.	New York, N.Y.	Led NESCAC in scoring as Weseleyan sophomore at 20.0 ppg
32	Tyler Underwood	G	6-2	180	Gr.	Champaign, Ill.	Son of Coach Underwood in fourth year with UI program
33	Coleman Hawkins	F	6-10	215	Fr.	Sacramento, Calif.	6-10 forward led Grind Session champion Prolific Prep in assists
34	Jermaine Hamlin	C	6-10	235	So.	Lincoln, Ill.	Played at Lincoln for Neil Alexander, who also coached UI great Brian Cook
44	Adam Miller	G	6-3	180	Fr.	Peoria, Ill.	Illinois Mr. Basketball and two-time Illinois Gatorade Player of the Year

Richmond Family Endowed Men's Head Basketball Coach: Brad Underwood (4th year at Illinois, 8th year overall)

Assistant Coaches: Orlando Antigua (4th year), Ron Coleman (4th year), Stephen Gentry (2nd year)

Assistant to the Head Coach: Geoff Alexander (4th year)

Strength and Conditioning Coach: Adam Fletcher (6th year)

Director of Operations: Joey Biggs (4th year)

Video Coordinator: Zach Hamer (2nd year)

Athletic Trainer: Paul Schmidt (9th year)

Director of Creative Media: Kelsea Ansfield (4th year)

Graduate Managers: Kwa Jones (2nd year), Neel Ganta (1st year)

Pronunciation

GIORGI BEZHANISHVILI GEORGE-ee
 be-SHON-ish-vil-ee
 KOFI COCKBURN KO-fee KO-burn
 Andre CURBELO cur-BELL-oh

Pronunciation

AYO DOSUNMU EYE-oh dough-SUE-moo
 Brandon LIEB LEEB
 DA'MONTE Williams da-MON-tay

RETURNING FOR THE ILLINI IN 2020-21

Category	19-20	Returning	Lost	Return Pct.
Minutes	6,225	4,379	1,846	70.3%
Points	2,239	1,529	710	68.3%
Field Goals	811	557	254	68.7%
3-Pt. FGs	175	106	69	60.6%
Free Throws	442	309	133	69.9%
Rebounds	1,224	762	356	68.2%
Assists	411	283	128	68.9%
Blocks	89	78	11	87.6%
Steals	151	100	51	66.2%

RETURNING ILLINI LEADERS

Category	Player	Statistic	19-20 Rank
Minutes	Ayo Dosunmu	1006	1st
Points	Ayo Dosunmu	498	1st
Points/Game	Ayo Dosunmu	16.6	1st
Field Goals	Ayo Dosunmu	196	1st
FG Pct.	Kofi Cockburn	.532	1st
3-Pt. FGs	Trent Frazier	51	1st
3-Pt. FG Pct.	Trent Frazier	.309	2nd
Free Throws	Kofi Cockburn	111	1st
FT Pct.	Trent Frazier	.853	2nd
Off. Reb.	Kofi Cockburn	107	1st
Def. Reb.	Kofi Cockburn	165	1st
Tot. Reb.	Kofi Cockburn	272	1st
Reb./Game	Kofi Cockburn	8.8	1st
Assists	Ayo Dosunmu	100	1st
Blocks	Kofi Cockburn	44	1st
Steals	Trent Frazier	29	1st

• **Dosunmu** is on pace to become just the second Big Ten player since 1993 to average 20 points, six rebounds and five assists, joining Ohio State's Evan Turner, the National Player of the Year in 2009-10.

• **Dosunmu** recorded two triple doubles this month (vs. Wisconsin and at Minnesota) to join Michigan State's Magic Johnson as the only two players in Big Ten history with multiple triple doubles in league play.

• **Kofi Cockburn** ranks second in the NCAA with 15 double-doubles this season. He has posted double-doubles in 12 of 17 Big Ten games, averaging 18.9 points and 10.4 rebounds during league play.

• At 17.7 ppg and 10.0 rpg overall, **Cockburn** is one of just three players from the high-major conferences currently averaging a double-double. He is vying to become the first Illini player since Nick Weatherspoon in 1973 (25.0 ppg, 12.3 rpg) to average a double-double for an entire season.

• **Cockburn** is one of seven players nationally averaging at least 17 points and 10 rebounds, and he is the only player in the NCAA averaging 15+ points and 10+ boards while shooting at least 65%.

• **Dosunmu** and **Cockburn** are combining for 38.7 points per game, the sixth-highest duo nationally, and third among the high-major conferences.

• **Trent Frazier** has seen his scoring increase recently, averaging 15.0 points (127) and shooting 38.7% from 3-point range (24-62) while making an average of 2.7 treys over the last nine games.

• Along with the scoring, **Frazier** continues to be a menace at the other end of the floor and is a contender for Big Ten Defensive Player of the Year honors. He had a career-high 6 steals while holding Minnesota star Marcus Carr to 3-of-11 shooting on Saturday. Last night, he held Nebraska's Teddy Allen to seven points on 3-of-7 shooting two days after Allen scored 41.

• Freshman **Andre Curbelo** ranks third in the Big Ten in assists during league play at 4.8 apg. He is averaging 4.3 assists on the season, currently ranking fifth on the school's all-time freshman assists chart behind legendary Illini point guards Bruce Douglas, Derek Harper, Dee Brown and Deron Williams.

• Illinois has freshmen playing prominent roles for the fourth year in a row under Coach Underwood. **Adam Miller** has started every game this season and ranks fourth among all Big Ten freshmen in scoring at 8.7 ppg.

• Illinois won seven straight Big Ten games from Jan. 19-Feb. 20, with its streak snapped Tuesday in East Lansing. It marked the second year in a row that the Illini had a seven-game winning streak during league play.

• Illinois is 15-1 this season when holding teams to less than 45% shooting.

Building a Winner

Coach Underwood came to Champaign to recapture the success the program has achieved historically. The transformation has happened in a relatively short amount of time.

In his third season last year, the Illini finished one-game back of the league title, placing fourth and earning a bye to the Big Ten Tournament quarterfinals for the first time since 2011.

His fourth Illini squad currently sits one game out of first place in the league standings behind Michigan.

ILLINI RECORD UNDER BRAD UNDERWOOD

	2020-21	Total			
Plays at home	11-2	47-17	Has 15+ assists	13-4	36-18
Plays on the road	6-3	14-28	Has a 20+ point scorer	12-5	36-25
Plays at neutral site	0-1	3-10	Wears white uniforms	5-1	22-11
Plays at United Center	0-0	1-3	Wears orange uniforms	6-1	18-10
Big Ten record	13-4	37-38	Wears blue uniforms	0-2	2-20
Big Ten at home	8-2	24-14	Wears orange throwback uniforms	4-1	13-10
Big Ten on the road	5-2	12-23	Wears white throwback uniforms	2-1	6-3
Big Ten at neutral site	0-0	1-1	NCAA Tournament	0-0	0-0
When ranked (AP)	17-6	22-11	Big Ten Tournament	0-0	1-2
Plays a ranked (AP) opponent	3-3	8-20	In November	3-0	17-7
Plays a Top-10 (AP) opponent	2-1	5-8	In December	4-3	13-14
Wins the game before	11-5	36-25	In January	4-2	15-15
Loses the game before	5-1	24-29	In February	6-1	15-15
Leading at the half	13-2	48-18	In March	0-0	4-4
Tied at the half	1-0	4-1	Plays during the day	6-2	21-15
Trailing at the half	3-4	12-36	Plays at night (5 pm or after start)	11-4	43-40
Shoots 45% or better	15-3	41-15	Overtime	2-0	5-4
Shoots less than 45%	2-3	23-39	Margin is 5 points or less	4-3	18-13
Opp. shoots less than 45%	15-1	53-11	Margin is 6-10 points	3-2	14-24
Opp. shoots 45% or better	2-5	11-44	Margin is 11-20 points	5-1	17-13
Shoots better/same than opp.	16-3	54-7	Margin is more than 20	5-0	15-5
Shoots worse than opp.	1-3	10-49	Scores 59 points or less	0-0	2-9
Shoots more/same FT than opp.	14-1	44-17	Scores 60-69 points	2-2	11-25
Shoots fewer FT than opp.	3-5	19-39	Scores 70-79 points	6-2	25-13
Makes more/same FT than opp.	15-1	44-14	Scores 80-89 points	4-2	10-6
Makes fewer FT than opp.	2-5	16-42	Scores 90-99 points	4-0	12-2
Grabs more/same reb. than opp.	14-3	46-24	Scores 100+ points	1-0	4-0
Grabs fewer rebounds than opp.	3-3	18-31	On ESPN	2-1	2-4
Scores more/same bench pts than opp.	9-2	47-30	On ESPN2	1-1	4-6
Scores fewer bench pts than opp.	8-4	17-25	On ESPNU	0-1	4-4
Has fewer/equal turnovers than opp.	7-3	36-34	On BTN	10-1	34-22
Has more turnovers than opp.	10-3	28-21	On FS1	2-1	6-15
Scores 70 or more points	15-4	51-21	On FOX	2-1	2-1
			On BTN+	0-0	11-1

Illinois owns the highest winning percentage and the most victories over the last two Big Ten seasons, a significant achievement during a span when the conference has reached unprecedented levels of competitiveness top-to-bottom.

Big Ten Win Percentage (2020 & 2021)

1. Illinois	703	(26-11)
2. Michigan	.667	(22-11)
T3. Wisconsin	.649	(24-13)

Big Ten Wins (2020 & 2021)

1. Illinois	26
2. Wisconsin	24
3. Ohio State	23

Dosunmu & Cockburn Named Award Finalists

The Naismith Memorial Basketball Hall of Fame announced this week that Illini junior **Ayo Dosunmu** is one of five finalists for the 2021 Bob Cousy Point Guard of the Year Award, while Illinois sophomore **Kofi Cockburn** is one of five finalists for the 2021 Kareem Abdul-Jabbar Center of the Year Award.

Cousy Award Finalists

Jared Butler, Baylor
Cade Cunningham, Oklahoma State
Ayo Dosunmu, Illinois
Collin Gillespie, Villanova
Jalen Suggs, Gonzaga

Abdul-Jabbar Award Finalists

Charles Bassey, Western Kentucky
Kofi Cockburn, Illinois
Luka Garza, Iowa
Evan Mobley, USC
Trevion Williams, Purdue

The winners of the Starting Five awards will be determined by a combination of fan votes and input and the Basketball Hall of Fame's selection committee. Naismith Starting Five Fan Voting presented by Dell Technologies is underway on hoophallawards.com.

Notes from the Last Time Out: #5 Illini 86, Nebraska 70 (Feb. 25)

- Illinois improved to 13-4 in league play, reaching 13 wins for the second straight year.
- Seniors **Da'Monte Williams** and **Trent Frazier** were joined in the starting lineup by senior walkon **Zach Griffith**, who made his first career start on the Illini Senior Night.
- Kofi Cockburn** scored 24 points on 8-of-10 from the field and 8-for-10 from the foul line, making his last 8 free throws after missing the first two.

2020-21 BIG TEN STANDINGS (THROUGH FEB. 25)

	Big Ten	Overall
1. Michigan	12-1	17-1
2. ILLINOIS	13-4	17-6
3. Ohio State	12-6	18-6
4. Iowa	11-6	17-7
5. Purdue	10-6	15-8
6. Wisconsin	10-7	16-8
7. Rutgers	9-9	13-9
8. Maryland	8-9	14-10
9. Michigan State	7-9	13-9
	Indiana	7-9
11. Minnesota	6-11	13-11
12. Penn State	5-11	8-12
13. Northwestern	4-13	7-14
14. Nebraska	1-14	5-17

THIS WEEK IN THE BIG TEN

Tuesday, Feb. 23

Michigan State def. Illinois	81-72
Penn State def. Nebraska	86-83

Wednesday, Feb. 24

Rutgers def. Indiana	74-63
----------------------	-------

Thursday, Feb. 25

Michigan def. Iowa	79-57
Illinois def. Nebraska	86-70
Michigan State def. Ohio State	71-67
Northwestern def. Minnesota	67-59

Friday, Feb. 26

Purdue at Penn State	6 p.m.	FS1
----------------------	--------	-----

Saturday, Feb. 27

Michigan at Indiana	11 a.m.	FOX
Illinois at Wisconsin	1 p.m.	ESPN
Minnesota at Nebraska	6 p.m.	BTN

Sunday, Feb. 28

Michigan State at Maryland	1 p.m.	CBS
Iowa at Ohio State	3 p.m.	CBS

Triple-Double Dos

Ayo Dosunmu did it again last Saturday in Minneapolis, recording his second triple double in four games to lead the Illini in a 31-point rout of the Gophers. Dosunmu registered 19 points, 10 rebounds and 10 assists at Minnesota two weeks after posting his first triple-double with 21 points, 12 rebounds and 12 assists in a win over No. 19 Wisconsin.

Owning two of the four triple doubles in Illini history, Dosunmu is in elite company, joining Michigan State legend Earvin "Magic" Johnson as the only two Big Ten players to record multiple triple doubles during conference play. Johnson did so three times during the 1979 Big Ten season.

Multiple Triple-Doubles in Big Ten Play

- 3 Magic Johnson, Michigan State
 - 21 p, 13 r, 14 a vs. Wisconsin (1/4/1979)
 - 26 p, 10 r, 10 a at Northwestern (1/27/1979)
 - 21 p, 11 r, 11 a vs. Illinois (2/24/1979)
- 2 **Ayo Dosunmu, Illinois**
 - 21 p, 12 r, 12 a vs. Wisconsin (2/6/2021)
 - 19 p, 10 r, 10 a at Minnesota (2/20/2021)

Dosunmu also becomes just the sixth Big Ten player with multiple triple doubles in a season, and the first since Wisconsin's Ethan Happ in 2018-19. Five players have recorded two in a season, with Magic Johnson holding the Big Ten season record with an astounding seven triple doubles in 1978-79.

Multiple Triple-Doubles by Big Ten Players in a Season

- 7 Magic Johnson, Michigan State, 1978-79
- 2 **Ayo Dosunmu, Illinois, 2020-21**
- 2 Ethan Happ, Wisconsin, 2018-19
- 2 Denzel Valentine, Michigan State, 2015-16
- 2 Draymond Green, Michigan State, 2010-11
- 2 Evan Turner, Ohio State, 2009-10

Double-Digit Consistency

Ayo Dosunmu has scored at least 10 points in each of his last 37 games, a run that dates back to last year's comeback victory at Wisconsin on Jan. 8, 2020. Dosunmu owns the fourth-longest streak in Div. I, and the longest by a high-major conference player through the entirety of his streak.

Here is a look at the longest active double-figure scoring streaks in the NCAA, courtesy of Elias Sports.

- | | | | | |
|----|----|----------------------------------|---------------------|------------------------|
| 1. | 81 | Antoine Davis, Detroit | Nov. 6, 2018 | (Next, March 2) |
| 2. | 40 | Obadiah Noel, UMass Lowell | Nov. 17, 2019 | (Next, Feb. 27) |
| 3. | 39 | Carluk Jones, Louisville/Radford | Dec. 18, 2019 | (Next, Feb. 27) |
| 4. | 37 | Ayo Dosunmu, Illinois | Jan. 8, 2020 | (Next, Feb. 27) |

2020-21 FIGHTING ILLINI STARTING LINE-UPS

Date	Game	G	G	G	G	C	Record*
Nov. 25	North Carolina A&T	Dosunmu	Frazier	Miller	Williams	Cockburn	1-0 (1)
Nov. 26	Chicago State	Dosunmu	Frazier	Miller	Williams	Cockburn	2-0
Nov. 27	Ohio	Dosunmu	Frazier	Miller	Williams	Cockburn	3-0
Dec. 2	vs. Baylor	Dosunmu	Frazier	Miller	Williams	Cockburn	3-1
Dec. 8	at Duke	Dosunmu	Frazier	Miller	Williams	Cockburn	4-1
Dec. 12	at Missouri	Dosunmu	Frazier	Miller	Williams	Cockburn	4-2
Dec. 15	Minnesota	Dosunmu	Frazier	Miller	Williams	Cockburn	5-2
Dec. 20	at Rutgers	Dosunmu	Frazier	Miller	Williams	Cockburn	5-3
Dec. 23	at Penn State	Dosunmu	Frazier	Miller	Williams	Cockburn	6-3
Dec. 26	Indiana	Dosunmu	Frazier	Miller	Williams	Cockburn	7-3
Jan. 2	Purdue	Dosunmu	Frazier	Miller	Williams	Cockburn	8-3
Jan. 7	at Northwestern	Dosunmu	Frazier	Miller	Williams	Cockburn	9-3
Jan. 10	Maryland	Dosunmu	Frazier	Miller	Williams	Cockburn	9-4
Jan. 16	Ohio State	Dosunmu	Frazier	Miller	Williams	Cockburn	9-5
Jan. 19	Penn State	Dosunmu	Frazier	Miller	Grandison	Cockburn	1-0 (2)
Jan. 29	Iowa	Dosunmu	Frazier	Miller	Grandison	Cockburn	2-0
Feb. 2	at Indiana	Dosunmu	Frazier	Miller	Grandison	Cockburn	3-0
Feb. 6	Wisconsin	Dosunmu	Frazier	Miller	Grandison	Cockburn	4-0
Feb. 12	at Nebraska	Dosunmu	Frazier	Miller	Grandison	Cockburn	5-0
Feb. 16	Northwestern	Dosunmu	Frazier	Miller	Grandison	Cockburn	6-0
Feb. 20	at Minnesota	Dosunmu	Frazier	Miller	Grandison	Cockburn	7-0
Feb. 23	at Michigan State	Dosunmu	Frazier	Miller	Grandison	Cockburn	7-1
Feb. 25	Nebraska	Griffith	Frazier	Miller	Williams	Cockburn	1-0 (3)
Feb. 27	at Wisconsin						
March 2	at Michigan						
March 6	at Ohio State						

* - Running total of Illinois' overall record when this line-up is starting

ILLINOIS SEASON/CAREER TOTALS

	2020-21	Career
Starts		
Trent Frazier	23	95
Ayo Dosunmu	22	84
Da'Monte Williams	15	58
Giorgi Bezhnashvili	0	57
Kofi Cockburn	23	54
Adam Miller	23	23
Jacob Grandison	8	8
Zach Griffith	1	1
Tyler Underwood	0	1
Leads Team in Scoring		
Ayo Dosunmu	13	44
Trent Frazier	2	17
Kofi Cockburn	8	16
Giorgi Bezhnashvili	0	6
Adam Miller	1	1
Leads Team in Rebounding		
Kofi Cockburn	17	39
Giorgi Bezhnashvili	0	16
Ayo Dosunmu	4	12
Da'Monte Williams	2	7
Andre Curbelo	1	1
Jacob Grandison	1	1
Double-Digit Scoring Games		
Ayo Dosunmu	22	71
Trent Frazier	11	67
Kofi Cockburn	21	45
Giorgi Bezhnashvili	4	33
Adam Miller	10	10
Da'Monte Williams	4	9
Andre Curbelo	8	8
Jacob Grandison	4	4
20+ Point Games		
Ayo Dosunmu	12	27
Kofi Cockburn	8	13
Kofi Cockburn	8	13
Trent Frazier	2	13
Giorgi Bezhnashvili	0	5
Adam Miller	1	1
10+ Rebound Games		
Kofi Cockburn	16	28
Ayo Dosunmu	5	5
Da'Monte Williams	2	2
Giorgi Bezhnashvili	0	2
Andre Curbelo	1	1
Jacob Grandison	1	1
Double-Doubles		
Kofi Cockburn	15	27
Ayo Dosunmu	5	6
Da'Monte Williams	2	2
Andre Curbelo	1	1
Jacob Grandison	1	1
Giorgi Bezhnashvili	0	1
Triple-Doubles		
Ayo Dosunmu	2	2
5+ 3-Point FG Games		
Trent Frazier	0	10
Ayo Dosunmu	1	1
Adam Miller	1	1
3+ Steal Games		
Trent Frazier	4	23
Da'Monte Williams	1	9
Ayo Dosunmu	1	6
Andre Curbelo	2	2
Kofi Cockburn	0	1
3+ Block Games		
Kofi Cockburn	2	7
Giorgi Bezhnashvili	0	2

ILLINOIS IN THE BIG TEN RANKINGS (ALL GAMES – THROUGH FEB. 25)

Scoring Offense	2nd	81.5 ppg
Scoring Defense	6th	69.2 ppg
Scoring Margin	2nd	+12.3 ppg
Field Goal Percentage	1st	.500
Field Goal Percentage Defense	5th	.415
3-Pt FG Percentage	3rd	.378
3-Pt FG Percentage Defense	6th	.333
3-Point Field Goals	10th	7.2 avg.
Free Throw Percentage	11th	.687
Rebounding Offense	2nd	40.1 rpg
Rebounding Defense	1st	30.3 rpg
Offensive Rebounds	6th	10.6 rpg
Defensive Rebounds	2nd	29.5 rpg
Offensive Rebound Percentage	1st	.327
Defensive Rebound Percentage	1st	.777
Rebounding Margin	1st	+9.7 rpg
Turnovers	12th	13.3 avg.
Opponent Turnovers	7th	12.0 avg.
Turnover Margin	12th	-1.3
Assist/Turnover Ratio	6th	1.3
Blocked Shots	12th	2.9 bpg
Assists	3rd	16.8 apg
Steals	8th	5.7 spg

ILLINI PLAYERS IN THE BIG TEN RANKINGS (ALL GAMES – THROUGH FEB. 25)

Scoring		
2.	Ayo Dosunmu	21.0 ppg
5.	Kofi Cockburn	17.7 ppg
Rebounding		
1.	Kofi Cockburn	10.0 rpg
15.	Ayo Dosunmu	6.3 rpg
Offensive Rebounds		
3.	Kofi Cockburn	3.4 rpg
Defensive Rebounds		
1.	Kofi Cockburn	6.6 rpg
11.	Ayo Dosunmu	5.1 rpg
Field Goal Percentage		
1.	Kofi Cockburn	.675 (158-234)
8.	Ayo Dosunmu	.486 (171-352)
3-Point Field Goal Percentage		
N/A		
3-Point Field Goals		
9.	Trent Frazier	2.1 avg.
15.	Adam Miller	1.8 avg.
Free Throw Percentage		
10.	Ayo Dosunmu	.780 (92-118)
Assists		
2.	Ayo Dosunmu	5.3 apg
5.	Andre Curbelo	4.3 apg
Assist/Turnover Ratio		
15.	Andre Curbelo	1.7 (99:60)
Blocked Shots		
7.	Kofi Cockburn	1.4 bpg
Steals		
5.	Trent Frazier	1.4 spg
15.	Ayo Dosunmu	1.1 spg
Minutes		
2.	Ayo Dosunmu	34.8 mpg
4.	Trent Frazier	33.6 mpg

Dominant Dosunmu

The production of junior guard **Ayo Dosunmu** is up significantly across the board in 2020-21, with the Chicago native having a special season that has put him in contention for Player of the Year both nationally and in the Big Ten. Here is a look at Dosunmu's current numbers compared to a year ago:

YEAR	PPG	RPG	APG	FG%	3FG%	FT%
2020-21	21.0	6.3	5.3	48.6	40.0	78.0
2019-20	16.6	4.3	3.3	48.4	29.6	75.5
Change	+4.4	+2.0	+2.0	+0.2	+10.4	+2.5

Dosunmu is the only player in the NCAA averaging at least 20 points, 6 rebounds and 5 assists. How difficult would it be to achieve such lofty numbers over an entire season? Consider that dating back to 1992-93, only three players have posted that stat line for a year: Memphis' Anfernee "Penny" Hardaway in 1993, Morehead State's Ricky Minard in 2004, and Ohio State's Evan Turner in 2010.

The nation's No. 10 scorer at 21.0 points per game, Dosunmu is currently sixth in the running for Kenpom.com Player of the Year, a list littered by the Big Ten with six of the top 10 ranked players. He also ranks 10th nationally in offensive rating at 112.5.

Owning the nation's fourth-longest double-figure scoring streak at 37 games, Dosunmu has scored 22+ points in 11 games to rank fifth nationally. He is one of only nine players, meanwhile, with at least four 30-point games on the season.

Illinois Most Games of 30+ Points in a Season (since 1971)

1.	8	Nick Weatherspoon, 1973
2.	5	Andy Kaufmann, 1991
T3.	4	Ayo Dosunmu, 2021
T3.	4	Malcolm Hill, 2016
T3.	4	Rick Schmidt, 1975

He has made history with two triple-doubles in the month of February, accounting for half the triple-doubles in the school record book:

Illinois Triple Doubles

Mark Smith – 18 points, 13 rebounds, 10 assists vs. Minnesota (Feb. 1, 1979)

Sergio McClain – 10 points, 11 rebounds, 11 assists vs. Michigan (Jan. 13, 2001)

Ayo Dosunmu – 21 points, 12 rebounds, 12 assists vs. Wisconsin (Feb. 6, 2021)

Ayo Dosunmu – 19 points, 10 rebounds, 10 assists at Minnesota (Feb. 20, 2021)

Dosunmu's current scoring average of 21.0 points is the best by an Illini since Andy Kaufmann netted 21.3 ppg in 1991. He is on pace to become just the second UI player in the last 30 years to average at least 20 points for a season, joining 2003 Big Ten Player of the Year Brian Cook (20.0 ppg).

Dosunmu is 20th on the Illinois all-time scoring list, but the junior ranks sixth when including only three seasons of play:

Illinois Career Scoring List (through 3 seasons)

1.	1,581	Deon Thomas	1991-93
2.	1,481	Nick Weatherspoon	1971-73
3.	1,459	Dave Scholz	1967-69
4.	1,449	Don Freeman	1964-66
5.	1,440	Frank Williams	2000-02
6.	1,402	Ayo Dosunmu	2019-21

King Kofi

Illinois has a force in the paint in sophomore All-America candidate **Kofi Cockburn**. He is averaging 17.7 points while ranking third in the NCAA in field goal percentage at 67.5%. Cockburn is vying for the Illini single-season field goal shooting record of 65.9%, set by Robert Archibald in 2001-02.

Cockburn is one of seven players nationally averaging at least 17 points and 10 rebounds, and he is the only player in the NCAA averaging 15+ points and 10+ boards while shooting at least 65%.

Cockburn has scored at least 13 points in 21 of 23 games on the season. He erupted for a career-high 33 points on 12-of-15 shooting with 13 rebounds in the Dec. 15 over Minnesota, becoming the first player in the NCAA this season – and one of only six – to score at least 33 points while registering at least 13 boards.

He dominated in the paint in the win over Wisconsin, registering 23 points on 10-of-13 shooting with a school-record eight dunks, then had 21 points on 7-of-8 from the field in the win at Nebraska. It marked the first time in Cockburn's career that he has had back-to-back 20-point outings.

He most recently had 24 points in Thursday's win over Nebraska – his second-highest scoring total of the season – making 8-10 from the field along with 8-10 at the foul line.

Cockburn also anchors the Illini interior defense, leading the Big Ten and ranking 21st in the NCAA in rebounding at 10.0 rpg while leading the Illini with 32 blocked shots.

Cockburn is one of 22 players in the NCAA averaging a double-double on the season, including one of only three from the high-major conferences:

Justin Champagnie, Pittsburgh	18.8 ppg	11.4 rpg
Kofi Cockburn, Illinois	17.7 ppg	10.0 rpg
Derek Culver, West Virginia	15.1 ppg	10.3 rpg

Cockburn has totaled 15 double-doubles to rank second in the NCAA. He shattered the Illini freshman double-doubles record last year with 12, giving him 27 for his career. That ranks third nationally among active players since the start of the 2019-20 season, and first in the high-major conferences.

2020-21 NCAA Double-Double Leaders

1.	19	Terry Taylor, Austin Peay
2.	15	Kofi Cockburn, Illinois
3.	13	Ruot Monyyong, Little Rock

NCAA Double-Double Leaders – Last Two Seasons

1.	37	Terry Taylor, Austin Peay
2.	29	Ruot Monyyong, Little Rock
T3.	27	Kofi Cockburn, Illinois
T3.	27	Jordan Goodwin, St. Louis

Dynamic Duo

Point guard **Ayo Dosunmu** and center **Kofi Cockburn** are one of the most prolific tandems in college basketball, combining to average 38.7 points per game. That ranks sixth in all of Div. I, and third among the high-major conferences. Dosunmu is the NCAA's 10th-leading scorer at 21.0 ppg, while Cockburn is 83rd at 17.7 ppg. Here are the nation's top scoring duos to date this season:

1.	42.8	Max Abmas (23.9) & Kevin Obanor (18.9)	Oral Roberts
2.	39.7	Antoine Davis (24.3) & Bul Kuol (15.4)	Detroit Mercy
3.	39.4	Luka Garza (24.3) & Joe Wieskamp (15.1)	Iowa
4.	39.3	Stanley Umude (20.4) & A.J. Pliuweit (18.9)	South Dakota
5.	38.9	Cameron Thomas (22.7) & Javonte Smart (16.2)	LSU
6.	38.7	Ayo Dosunmu (21.0) & Kofi Cockburn (17.7)	Illinois

Frazier on a Heater

When senior **Trent Frazier** gets hot from 3-point range, he has the ability to take over a game. He did so many times as an underclassmen, ranking second on the team in scoring as both a freshman (12.5 ppg) and sophomore (13.7 ppg) while combining for 10 games of 20+ points and totaling 141 treys.

As the Illini have added more talent to the roster, the unselfish Frazier has developed other parts of his game and become one of the top guard defenders in the country. But he can still change a game with his scoring, and that has been the case in recent weeks. Frazier has scored in double figures in six of the last nine games, with two 20-point outings. He is averaging 14.1 points while shooting 38.8% from behind the arc with an average of 2.7 treys over those nine contests.

Historical Comps for Illini Attack

Illinois is No. 6 in the latest kenpom team rankings. The lofty efficiency margin rating comes from many factors, including a number of categories where Illinois is having its best season in years:

Category	2020-21	NCAA Rank	Best at Illinois Since
Scoring	81.5 ppg	16th	1993-94 84.0 ppg
Scoring Margin	+12.3 ppg	21st	2004-05 +15.9 ppg
Field Goal Percentage	50.0%	11th	1988-89 51.3%
3-Point Field Goal Percentage	37.8%	28th	2004-05 39.2%
Rebounding	40.1 rpg	17th	2000-01 40.0 rpg
Rebounding Margin	+9.7 rpg	4th	1968-69 +7.8 <i>current record</i>
Assists	16.8 apg	23rd	2008-09 17.5 apg
Kenpom Efficiency Margin	+27.35	6th	2004-05 +32.68
Kenpom Offensive Efficiency	118.3	8th	2004-05 122.3
Kenpom Defensive Efficiency	90.9	15th	2008-09 88.1

On the Offensive

Illinois currently ranks ninth nationally in offensive adjusted efficiency (kenpom) at 118.3. That is the second-highest ranking ever for the program (since metric began tracking in 1997), behind only the 2005 NCAA runner-up squad that finished No. 3 in offensive efficiency.

The Illini are 16th in the NCAA and second in the Big Ten in scoring offense, averaging 81.5 points.

Illinois ranks 16th nationally in effective field goal percentage at 56.1%. That is fueled by strong improvement from behind the arc, where the Illini currently rank 28th in the NCAA in 3-point field goal percentage at 37.8% after finishing last year ranked 294th (30.8%). Illinois is also one of the nation's best teams from 2-point range, shooting 55.8% to rank 18th.

ILLINOIS IN THE BIG TEN RANKINGS (BIG GAMES ONLY – THROUGH FEB. 25)

Scoring Offense	2nd	79.4 ppg
Scoring Defense	6th	69.8 ppg
Scoring Margin	2nd	+9.5 ppg
Field Goal Percentage	2nd	.486
Field Goal Percentage Defense	4th	.418
3-Pt FG Percentage	4th	.356
3-Pt FG Percentage Defense	11th	.350
3-Point Field Goals	10th	6.9 avg.
Free Throw Percentage	10th	.690
Rebounding Offense	2nd	38.9 rpg
Rebounding Defense	2nd	31.7 rpg
Offensive Rebounds	6th	10.3 rpg
Defensive Rebounds	3rd	28.6 rpg
Offensive Rebound Percentage	3rd	.310
Defensive Rebound Percentage	1st	.766
Rebounding Margin	1st	+7.2 rpg
Turnovers	12th	12.6 avg.
Opponent Turnovers	5th	12.2 avg.
Turnover Margin	8th	-0.5
Assist/Turnover Ratio	4th	1.3
Blocked Shots	12th	2.8 bpg
Assists	2nd	16.8 apg
Steals	7th	5.8 spg

ILLINI PLAYERS IN THE BIG TEN RANKINGS (BIG GAMES ONLY – THROUGH FEB. 25)

Scoring		
3.	Ayo Dosunmu	19.6 ppg
4.	Kofi Cockburn	18.9 ppg
Rebounding		
1.	Kofi Cockburn	10.4 rpg
Offensive Rebounds		
2.	Kofi Cockburn	3.8 rpg
Defensive Rebounds		
1.	Kofi Cockburn	6.6 rpg
Field Goal Percentage		
1.	Kofi Cockburn	.683 (127-186)
10.	Ayo Dosunmu	.466 (117-251)
3-Point Field Goal Percentage		
N/A		
3-Point Field Goals		
8.	Trent Frazier	2.1 avg.
14.	Adam Miller	1.8 avg.
Free Throw Percentage		
3.	Trent Frazier	.846 (44-52)
11.	Ayo Dosunmu	.769 (60-78)
Assists		
2.	Ayo Dosunmu	5.4 apg
3.	Andre Curbelo	4.8 apg
Assist/Turnover Ratio		
10.	Andre Curbelo	2.0 (82:42)
12.	Ayo Dosunmu	1.6 (86:53)
Blocked Shots		
4.	Kofi Cockburn	1.5 bpg
Steals		
3.	Trent Frazier	1.6 spg
11.	Ayo Dosunmu	1.2 spg
Minutes		
3.	Ayo Dosunmu	35.2 mpg
5.	Trent Frazier	34.9 mpg

ILLINOIS RECORDS TO WATCH

Scoring – All-Time

1.	2,129	Deon Thomas, 1991-94
2.	1,948	Kiwane Garriss, 1994-97
3.	1,846	Malcolm Hill, 2014-17
4.	1,812	Dee Brown, 2003-06
5.	1,748	Brian Cook, 2000-03
6.	1,735	Cory Bradford, 1999-2002
7.	1,718	Demetri McCamey, 2008-11
8.	1,692	Eddie Johnson, 1978-81
9.	1,654	Brandon Paul, 2010-13
10.	1,653	Mark Smith, 1978-81
11.	1,533	Andy Kaufmann, 1989-93
12.	1,487	Efrem Winters, 1983-86
13.	1,481	Nick Weatherspoon, 1970-73
14.	1,477	D.J. Richardson, 2010-13
15.	1,459	Dave Scholz, 1967-69
16.	1,449	Don Freeman, 1964-66
17.	1,440	Frank Williams, 2000-02
18.	1,415	Jerry Hester, 1994-98
19.	1,409	Kendall Gill, 1987-90
20.	1,402	Ayo Dosunmu, 2019-
21.	1,393	Ken Norman, 1985-87
22.	1,383	James Augustine, 2002-05
23.	1,363	Trent Frazier, 2018-

Scoring Through 3 Seasons

1.	1,581	Deon Thomas, 1991-93
2.	1,481	Nick Weatherspoon, 1971-73
3.	1,459	Dave Scholz, 1967-69
4.	1,449	Don Freeman, 1964-66
5.	1,440	Frank Williams, 2000-02
6.	1,402	Ayo Dosunmu, 2019-21

Three-Point Field Goals

1.	327	Cory Bradford, 1999-2002
2.	299	Dee Brown, 2003-06
3.	278	D.J. Richardson, 2010-13
4.	240	Trent Frazier, 2018-
5.	237	Richard Keene, 1993-96

CURRENT ILLINOIS STREAKS

All Games	1 W
At State Farm Center	5 W
On the Road	1 L
At Neutral Sites	3 L
Big Ten	1 W
Big Ten (Home)	5 W
Big Ten (Road)	1 L
Big Ten (Neutral)	1 W
Ranked Opponents	2 W
Ranked Opponents (Home)	2 W
Ranked Opponents (Road)	1 L
Ranked Opponents (Neutral)	1 L
Ranked Big Ten Opponents	2 W
Ranked Big Ten Opponents (Home)	2 W
Ranked Big Ten Opponents (Road)	2 L
Ranked Big Ten Opponents (Neutral)	1 W
Non-Conference (Home)	5 W
Non-Conference (Road)	1 L
Non-Conference (Neutral)	6 L

Illinois is at 50% overall, ranking 11th in the NCAA in field goal percentage. The Illini have made at least 50% from the field in 11 of 23 games.

Crashing the Glass

Illinois' emphasis on rebounding has been a trademark of the Underwood era. Illinois leads the Big Ten and ranks 15th in the nation in defensive rebound rate, allowing opponents to claim just 22.3% of its misses. The Illini are also first in the B1G while ranking 47th nationally in offensive rebounding, getting back 32.7% of its own missed shots.

Illinois is fourth in the NCAA in rebound margin at +9.7 per game. Illinois has outrebounded 13 of its 17 conference foes, including seven by double digits. The Illini are challenging for the school single-season record for rebound margin of +7.8 set in 1968-69.

Ranked Illini

Illinois opened the 2020-21 season at No. 8 in the Associated Press Top 25 Poll. It was Illinois' highest pre-season ranking since starting off at No. 5 prior to 2004-05. It marked the first time Illinois entered a season ranked, meanwhile, since 2010-11 (No. 13).

Illinois climbed three spots to No. 5 after the opening week of play, the program's highest ranking in any AP poll in more than 15 years, since ending the 2005 season at No. 1.

Illinois shot up the rankings during its seven-game winning streak, improving seven spots three weeks ago, jumping six additional places two weeks ago, and checking at No. 5 each of the last two weeks to equal its highest ranking of the season.

This extends the UI's active streak to 17 straight polls dating back to March 2 of last season. It is Illinois' longest streak since appearing in the Top 25 for 42 consecutive weeks from Feb. 23, 2004 through the final 2006 poll.

G22 Notes from the 81-72 Loss at Michigan State (Feb. 23)

- Illinois saw its seven-game winning streak snapped Tuesday in East Lansing.
- Illinois also saw its five-game winning streak in Big Ten road games ended.
- **Trent Frazier** scored a game-high 22 points, tallying his second 20-point game of the season and 13th of his career.
- **Frazier** tied his season high with four three-pointers. He now has 239 career treys, moving into fourth place on the Illini all-time list.
- **Ayo Dosunmu** had another strong all-around game with 17 points and team-high 9 rebounds, 5 assists, 2 steals and 2 blocks.
- **Andre Curbelo** had 12 points, reaching double figures for the first time in the last five games, and seventh time on the year.

Game 21 Notes from the 94-63 Win at Minnesota (Feb. 20)

- Illinois handed Minnesota its third-largest loss in Williams Arena history (opened in 1928).
39 vs. #1 UCLA, 12/20/68 (90-51)
34 vs. #5 Purdue, 1/13/2018 (81-47)
31 vs. #5 Illinois, 2/20/2021 (94-63)
31 vs. #5 Ohio State, 3/14/92 (94-63)
- **Ayo Dosunmu** had 19 points, 10 rebounds, and 10 assists to become the first Illini in history to have two triple-doubles and the first Illini to have a triple-double on the road.
- **Dosunmu** became the first major conference player to have multiple triple-doubles in one season since Wisconsin's Ethan Happ in 2018-19. Dosunmu joins Happ, Dennis Smith (N.C. State), Denzel Valentine (Michigan State), and Draymond Green (Michigan State) as high-major conference players with multiple triple-doubles in a season since 2010.
- **Trent Frazier** had 15 points and a career-high six steals. It marked the most steals by an Illini player since Luther Head on Jan. 20, 2005 vs. No. 23 Iowa (6).
- **Kofi Cockburn** finished with 22 points on 9-of-12 shooting (75%). Cockburn has shot 60.0% or better in 16 games this season, tied for second-most in the nation.
- **Jacob Grandison** scored a season-high 12 points.

Game 20 Notes from the 73-66 win over Northwestern (Feb. 16)

- Illinois shot 60% in the first half against the Wildcats, its best shooting half since making 61.3% vs. Minnesota 1/16/19.

- The best closer in college basketball, **Ayo Dosunmu** closed out another victory, hitting back-to-back 3-pointers with 1:20 remaining and then 36 seconds left, turning a 65-63 lead into a 71-63 Illini advantage.

- **Dosunmu** is now 12-18 from the field in the final 90 seconds of regulation and overtime this season, according to ESPN Stats & Info.

- **Kofi Cockburn** finished with 17 points and game-high 10 rebounds, recording his third-straight double-double and 15th of the season.

- **Cockburn's** 15 double-doubles rank second in the NCAA this season and are tied for most by an Illini in a season since 1987 (Mike Davis also had 15 in 2009-10).

- **Giorgi Bezhanishvili** added 10 points on 5-7 FG, tallying double figures for first time in 12 games and fourth time on the season.

Game 19 Notes from the 77-72 OT Win at Nebraska (Feb. 12)

- Illinois won its fifth-straight overtime game during the Underwood era.

- Illinois had eight blocked shots, tied for its most in a game this season and the most for the Illini on the road since Feb. 22, 2011 at No. 2 Ohio State (8).

- **Ayo Dosunmu** had 31 points, his most career points in a Big Ten game.

- **Dosunmu** combined for 22 points in the second half and overtime, included a personal run of 15 straight for the Illini from 3:21 remaining in the second half through 4:00 left in OT.

- **Dosunmu's** 31 points were the second-most of his career (36 at Missouri, Dec. 12) and his fourth 30-point game of the season, the most by an Illini since Malcolm Hill also had four 30-point games in 2015-16.

- **Kofi Cockburn** had another double-double, finishing with 21 points and 13 rebounds while tying his season high with 4 blocks.

Dosunmu, Cockburn on Naismith Trophy Midseason List

Fighting Illini junior point guard **Ayo Dosunmu** and sophomore center **Kofi Cockburn** have been named to the Jersey Mike's Naismith Trophy Midseason Team, the Atlanta Tipoff Club announced Feb. 11.

Illinois is one of just four schools – and the lone Big Ten program – to have multiple student-athletes featured on the 30-player Midseason Team for the Naismith Trophy, which has been awarded annually since 1969 to the nation's most outstanding college basketball player. The Big Ten leads all conferences with eight players selected.

Naismith Trophy – Midseason Team

Jose Alvarado, Georgia Tech	Carlik Jones, Louisville
Charles Bassey, Western Kentucky	Herbert Jones, Alabama
Jared Butler, Baylor	Corey Kispert, Gonzaga
Marcus Carr, Minnesota	Cameron Krutwig, Loyola Chicago
Justin Champagnie, Pittsburgh	E.J. Liddell, Ohio State
Kofi Cockburn, Illinois	Sandro Mamukelashvili, Seton Hall
Derek Culver, West Virginia	Mac McClung, Texas Tech
Cade Cunningham, Oklahoma State	Davion Mitchell, Baylor
Oscar Da Silva, Stanford	Evan Mobley, USC
Hunter Dickinson, Michigan	Jeremiah Robinson-Earl, Villanova
Ayo Dosunmu, Illinois	Jalen Suggs, Gonzaga
Luka Garza, Iowa	Cameron Thomas, LSU
Collin Gillespie, Villanova	Drew Timme, Gonzaga
Quentin Grimes, Houston	Trevion Williams, Purdue
Trayce Jackson-Davis, Indiana	Marcus Zegarowski, Creighton

The 10 national semifinalists and four finalists for the Naismith Trophy will be announced on March 4 and March 16, respectively. The 2021 Jersey Mike's Naismith Trophy will be awarded during the Final Four at the Naismith Awards Brunch on April 4.

Dos Does it Again

The awards rolled in once again for **Ayo Dosunmu**, who was named the Jersey Mike's Naismith Trophy Player of the Week by the Atlanta Tipoff Club on Feb. 8 as well as Big Ten Player of the Week for the second week in a row and fourth time this season by the conference office. Dosunmu earned the honors after leading the Illini to a pair of victories in the following fashion:

- Averaged 15.5 points, 9.0 rebounds, 7.0 assists and 2.0 steals in Illinois' two Quad 1 victories.

- Made national headlines in the win over No. 19 Wisconsin, recording just the third triple-double in school history and first since 2001.

- Registered 21 points, career-high tying 12 rebounds and career-high 12 assists as the Illini defeated the

TOP 25 NATIONAL RANKINGS

ASSOCIATED PRESS POLL (FEB. 22)

Rk.	School	Record	Points	Previous
1.	Gonzaga (60)	22-0	1,596	1
2.	Baylor (4)	17-0	1,540	2
3.	Michigan	16-1	1,472	3
4.	Ohio State	18-5	1,370	4
5.	ILLINOIS	16-5	1,356	5
6.	Alabama	18-5	1,196	8
7.	Oklahoma	14-5	1,150	9
8.	Villanova	14-3	1,132	10
9.	Iowa	17-6	1,088	11
10.	West Virginia	15-6	1,014	13
11.	Florida State	13-3	967	16
12.	Houston	18-3	921	6
13.	Creighton	16-5	836	14
14.	Texas	13-6	730	12
15.	Virginia	15-5	690	7
16.	Virginia Tech	14-4	545	18
17.	Kansas	17-7	532	23
18.	Texas Tech	14-7	477	15
19.	USC	18-4	423	17
20.	Arkansas	17-5	346	24
21.	Loyola Chicago	19-4	288	22
22.	San Diego State	17-4	222	25
23.	Wisconsin	16-8	200	21
24.	Missouri	14-6	149	20
25.	Tennessee	15-6	145	19

USA TODAY COACHES POLL (FEB. 22)

Rk.	School	Record	Points	Previous
1.	Gonzaga (27)	22-0	795	1
2.	Baylor (4)	17-0	771	2
3.	Michigan (1)	16-1	737	3
4.	ILLINOIS	16-5	657	5
5.	Ohio State	18-5	648	4
6.	Villanova	14-3	608	7
7.	Alabama	18-5	589	9
8.	Oklahoma	14-5	552	10
9.	Florida State	13-3	490	16
10.	Houston	18-3	483	5
11.	Creighton	16-5	468	12
12.	Iowa	17-6	465	14
13.	West Virginia	15-6	462	15
14.	Virginia	15-5	361	8
15.	Virginia Tech	14-4	314	17
16.	Texas	13-6	308	13
17.	Texas Tech	14-7	224	11
18.	USC	18-4	218	18
19.	Kansas	17-7	168	24
20.	Arkansas	17-5	134	-
21.	Oklahoma State	14-6	132	22
22.	Loyola Chicago	19-4	124	23
23.	Oregon	14-4	115	25
24.	Wisconsin	16-8	105	21
25.	San Diego State	17-4	96	-

ILLINI WEEK-BY-WEEK RANKINGS

	AP	Coaches		AP	Coaches
Preseason	8	10	Jan. 25	19	22
Nov. 30	5	10	Feb. 1	12	13
Dec. 7	6	9	Feb. 8	6	6
Dec. 14	13	13	Feb. 15	5	5
Dec. 21	18	18	Feb. 22	5	4
Dec. 28	15	16	March 1		
Jan. 4	12	12	March 8		
Jan. 11	14	13	March 15		
Jan. 18	22	24			

THE LAST TIME

AN ILLINOIS PLAYER HAD

40+ points	Malcolm Hill (40) vs. Northern Kentucky, 11/13/16
35-39 points	Ayo Dosunmu (36) at Missouri, 12/12/20
30-34 points	Ayo Dosunmu (31) at Nebraska, 2/12/21
25-29 points	Ayo Dosunmu (25) vs. Iowa, 1/29/21
20-24 points	Kofi Cockburn (24) vs. Nebraska, 2/25/21
2, 20+ pt. scorers	Dosunmu (31) & Cockburn (21) at Nebraska, 2/12/21
20+ rebounds	Nick Weatherspoon (22) vs. DePaul, 12/2/72
15-19 rebounds	Kofi Cockburn (15) Indiana, 12/26/20
10-14 rebounds	Andre Curbelo (12) vs. Nebraska, 2/25/21
Double-Double	Andre Curbelo (10 pts, 12 reb) vs. Nebraska, 2/25/21
15+ assists	Demetri McCamey (16) at Purdue, 2/20/10
10-14 assists	Ayo Dosunmu (10) at Minnesota, 2/20/21
Triple-Double	Ayo Dosunmu (19 p, 10 r, 10 a) at Minnesota, 2/20/21
6+ 3-pointers	Adam Miller (6) vs. North Carolina A&T, 11/25/20
7+ steals	Kendall Gill (7) vs. Iowa, 3/4/90
6 steals	Trent Frazier at Minnesota, 2/20/21
5+ blocks	Kofi Cockburn (6) vs. Indiana, 3/1/20

AN ILLINOIS TEAM HAD

100+ points	122 vs. North Carolina A&T, 11/25/20
under 50 points	43 vs. Wisconsin, 1/31/17
50+ rebounds	53 vs. Minnesota, 12/15/20
25+ off. reb.	27 vs. Longwood, 12/13/17
overtime	W (77-72) at Nebraska, 2/12/21

AN OPPOSING PLAYER HAD

40+ points	Carsen Edwards (40) Purdue, 2/22/18
35-39 points	Keita Bates-Diop (35) Ohio State, 2/4/18
30-34 points	Jason Preston (31) Ohio, 11/27/20
25-29 points	E.J. Liddell (26) Ohio State, 1/16/21
20-24 points	Aaron Henry (20) Michigan State, 2/23/21
2, 20+ pt. scorers	M. Jones (21) & I. Brockington (21) Penn State, 12/23/20
20+ rebounds	Joe Franklin (23) Wisconsin, 12/19/66
15-19 rebounds	Josh Langford (16) Michigan State, 2/23/21
10-14 rebounds	Trayce Jackson-Davis (14) Indiana, 2/2/21
15+ assists	never, Quinn Buckner (14) Indiana, 2/18/74
10-14 assists	Corey Sanders (12) Rutgers, 2/3/16
7+ steals	Delfinco Bogan (7) UT Martin, 11/12/17
5+ blocks	Marcus Bingham Jr. (5) Michigan State, 1/2/20

AN OPPOSING TEAM HAD

100+ points	104, Iowa, 1/11/18
under 50 points	38, Chicago State, 11/26/20
under 40 points	38, Chicago State, 11/26/20
50+ rebounds	50, Nebraska, 2/2/19
20+ off. reb.	20, The Citadel, 11/20/19

Badgers in Champaign for the first time since 2011.

- Recorded the first triple-double this season against a ranked team, and became the first Big Ten player to record a 20+ point triple-double against a ranked team since Michigan State's Denzel Valentine vs. No. 4 Kansas on Nov. 17, 2015.

- Helped Illinois earn its first win at Indiana since 2010, totaling 10 points, six rebounds and two steals in limited minutes due to foul trouble.

Game 18 Notes: #12 Illinois 75, Wisconsin 60 (Feb. 6)

- Illinois snapped a seven-game losing streak against Wisconsin in Champaign, winning for the first time at home against the Badgers since 2011.

- Illinois outrebounded Wisconsin 46-to-19, with the +27 margin its largest in a Big Ten game dating back to at least the 1996-97 season.

- Ayo Dosunmu** finished with 21 points, career-high tying 12 rebounds and career-high 12 assists to become the third Illini in history to record a triple-double.

- Dosunmu** became the first Illini in history to record a triple-double against a ranked team.

- Dosunmu** became the third player to record a 20+ point triple-double against a ranked team in the last 10 years, joining Dennis Smith Jr. (N.C. State) vs. No. 21 Virginia Tech, 1/4/2017 and Denzel Valentine (Michigan State) vs. No. 4 Kansas, 11/17/2015.

- Dosunmu** became the first player to record a 20+ point triple-double in a Big Ten game since Ohio State's D'Angelo Russell at Rutgers, 2/8/15 (23 pts, 11 reb, 11 ast).

- Dosunmu** became the first player to record a 20+ point triple-double in a Big Ten game against a ranked team since 1999. Evan Eschmeyer (Northwestern) was the last to do it at No. 23 Indiana, 1/13/1999 (27 pts, 12 reb, 10 ast).

- Kofi Cockburn** dominated inside, scoring a game-high 23 points on 10-of-13 shooting with a school-record 8 dunks, to go along with a game-high 14 rebounds.

- Cockburn** secured his double-double by halftime, tallying 12 points and 10 boards in the opening half.

Dosunmu, Cockburn on Wooden Award Late Season List

Ayo Dosunmu and **Kofi Cockburn** have been named to the Late Season Top 20 Watch List for the John R. Wooden Award presented by Wendy's, the Los Angeles Athletic Club announced Feb. 1.

Illinois is one of just three schools – and the lone Big Ten program – to have multiple student-athletes on the late season list for the Wooden Award, which has been awarded annually since 1976 to the nation's most outstanding college basketball player. The Big Ten leads all conferences with seven players on the Late Season Top 20.

Wooden Award – Late Season Top 20 Candidates

Charles Bassey, Western Kentucky	Collin Gillespie, Villanova
James Bouknight, Connecticut	Quentin Grimes, Houston
Jared Butler, Baylor	Ron Harper Jr., Rutgers
Marcus Carr, Minnesota	Trayce Jackson-Davis, Indiana
Justin Champagnie, Pittsburgh	Carlik Jones, Louisville
Kofi Cockburn, Illinois	Corey Kispert, Gonzaga
Cade Cunningham, Oklahoma State	Evan Mobley, USC
Hunter Dickinson, Michigan	Jeremiah Robinson-Earl, Villanova
Ayo Dosunmu, Illinois	Jalen Suggs, Gonzaga
Luka Garza, Iowa	Drew Timme, Gonzaga

The Wooden Award All-American Team will be announced the week of the Elite Eight round of the NCAA Tournament, while the winner of the 2021 John R. Wooden Award will be presented in April following the conclusion of the season.

Dosunmu Earns Another B1G Weekly Award

Junior point guard **Ayo Dosunmu** was named Big Ten Player of the Week on Feb. 1. He earned his third weekly conference honor of the season and fourth after starring on the national stage once again for the Illini.

- Scored a game-high 25 points with four assists and two rebounds in Illinois' 80-75 victory over No. 7 Iowa

- Made 11-of-18 from the field, including all three of his 3-point attempts

- Tallied his 10th game of 22+ points this season

- Led Illinois to its highest-ranked win of the season and fifth victory over a top-10 team during his career

Ayo Shares B1G Award Again

Two of the nation's top players were recognized with the Big Ten Player of the Week award on Dec. 28, as Illini junior **Ayo Dosunmu** was co-recipient alongside Minnesota's Marcus Carr. Dosunmu earned the honor after he ...

- Averaged 30.0 points, 4.0 rebounds and 5.0 assists in wins at Penn State and vs. Indiana
- Shot 57.1% from the field (20-35), 60% from 3-point range (6-10) and 87.5% from the foul line (14-16)
- Became the first Illini player in the last 23 seasons with back-to-back 30-point performances
- Scored game-high 30 points on 11-17 shooting and 4-5 from three with game-high 5 assists vs. Indiana
- Scored game-high 30 points with 6 rebounds, 5 assists and 2 steals at Penn State
- Added to his reputation for coming up big in the clutch, scoring 18 points in the final 9:19 against Indiana, and 17 points in the last 10:21 versus Penn State

Ayo Shares B1G Award

Two of the nation's top players were recognized with the Dec. 14 Big Ten Player of the Week award, as Illini junior **Ayo Dosunmu** was co-recipient alongside Iowa's Luka Garza. Dosunmu earned the honor after he ...

- Averaged 27.0 points and 8.5 rebounds while going 19-for-31 from the field (61.3%) and 15-for-18 from the free throw line (83.3%) in road games at Duke and Missouri.
- Recorded his third career double-double with a team-high 18 points and career- and game-high 12 rebounds in the 83-68 win at No. 10 Duke.
- Scored a career-high 36 points at Missouri, breaking the single-game scoring record in the Braggin' Rights series. His 36 points in the contest tied for the fifth-most points in the NCAA on the season.

Goode Signs with Fighting Illini

Illinois signed four-star, top-100 recruit **Luke Goode** during the early signing period.

Goode hails from Fort Wayne, Indiana and attends Homestead High School. He is a 6-foot-7, 200-pound wing who averaged 17.6 points, 7.2 rebounds and 3.1 assists as a junior, earning a spot on the Supreme 15 Underclass All-State Team by the Indiana Basketball Coaches Association. Goode is ranked No. 74 by ESPN, No. 96 by 247Sports composite and No. 120 by Rivals.

Goode is having a fantastic senior season, leading Homestead to a current No. 1 ranking in the state of Indiana. He scored a career-high 41 points in his final home game Jan. 22, draining a school-record 10 three-pointers.

Henson on Naismith Hall of Fame Ballot

The Naismith Memorial Basketball Hall of Fame announced on Dec. 22 its eligible candidates for the Class of 2021, with legendary coach Lou Henson listed as a first-time nominee. Finalists will be selected during NBA All-Star Weekend, with the Class of 2021 unveiled during the NCAA Final Four.

Henson passed away on July 25 at age 88. Illinois Basketball is honoring his memory by wearing a jersey patch featuring the famed orange sport coat Henson donned on the sideline.

Henson was hired at Illinois on April 5, 1975. What followed was an illustrious 21-year career in charge of the Orange and Blue. He amassed a 423-224 record, highlighted by 12 NCAA Tournament appearances, a total of 15 postseason bids, and eleven 20-win seasons. Illinois basketball was one of the nation's most dominant programs during Henson's tenure, earning a top-5 seed in the NCAA Tournament seven straight years from 1984 through 1990.

Henson's Illini won the 1984 Big Ten Championship and advanced to the Elite Eight. His most successful season came with the Flyin' Illini, who won a then-school record 31 games and advanced to the 1989 NCAA Final Four. Illinois won 233 games during the 1980s, standing as the winningest Big Ten team of that decade. Henson still ranks fifth all-time among Big Ten coaches in both total wins (423) and conference wins (214).

His name is listed on the court at State Farm Center, as well as in Las Cruces, New Mexico where he remains New Mexico State's all-time winningest coach (289). Henson won a total of 779 games during his career, ranking 16th on the all-time coaching list. One of just 13 NCAA men's basketball coaches who have accumulated 200 or more victories at two different schools, Henson is also one of just 15 coaches who have guided two teams to the Final Four.

Henson holds spots in four different Halls of Fame including the New Mexico State Athletics Hall of Fame (1978), National Collegiate Basketball Hall of Fame (2015), Illinois Athletics Hall of Fame (2018) and Oklahoma Sports Hall of Fame (2019).

UNDERWOOD MEDIA SCHEDULE

All pregame media availabilities and postgame press conferences will be held via zoom. Meeting ID/pass-code will be distributed to media via email.

Note: All press conference/media availability times will be determined on a weekly basis as dictated by practice and travel schedules. Media will be alerted to exact times via email advisory the day prior.

Tuesday, Nov. 24, 11:30 am – Multi-Team Event
Tuesday, Dec. 1, 9:45 a.m. & 12 p.m. – Baylor
Friday, Dec. 4, 9:45 a.m. – (UT Martin)
Monday, Dec. 7, 10:30 a.m. & 2:30 p.m. – Duke
Friday, Dec. 11, 12 p.m. & 4 p.m. – Missouri
Monday, Dec. 14, 1 p.m. & 4:30 p.m. – Minnesota
Saturday, Dec. 19, 11:30 a.m. – Rutgers
Tuesday, Dec. 22, 10:30 a.m. & 2:30 p.m. – Penn State
Friday, Dec. 25, 12:30 p.m. – Indiana
Friday, Jan. 1, 11:30 a.m. – Purdue
Wednesday, Jan. 6, 10:30 a.m. & 3 p.m. – Northwestern
Saturday, Jan. 9, 2:10 p.m. – Maryland
Friday, Jan. 15, 12 p.m. – Ohio State
Monday, Jan. 18, 12 p.m. & 3:30 p.m. – Penn State
Thursday, Jan. 28, 2:30 p.m. – Iowa
Monday, Feb. 1, 10 a.m. – Indiana
Friday, Feb. 5, 11 a.m. – Wisconsin
Thursday, Feb. 11, 11 a.m. – Nebraska
Monday, Feb. 15, 1:30 p.m. – Northwestern
Friday, Feb. 19, 10 a.m. – Minnesota
Monday, Feb. 22, 11 a.m. – Michigan State
Wednesday, Feb. 24, 3 p.m. – Nebraska
Friday, Feb. 26, 10:30 a.m. & 1:30 p.m. – Wisconsin

Monday, March 1 – Michigan
Friday, March 5 – Ohio State
Big Ten Tournament TBD

BRAD UNDERWOOD RADIO SHOW

Program airs Mondays from 7-8 p.m. on the Busey Bank Illini Sports Network and locally on WDWS-AM 1400, the flagship station for the network. The host is Brian Barnhart.

Underwood Radio Show Dates

Sept. 14
Sept. 28
Oct. 12
Nov. 23
Nov. 30
Dec. 14
Dec. 21
Jan. 4
Jan. 11
Jan. 18
Jan. 25
Feb. 8
Feb. 15
Feb. 22
March 1
March 8

BUSEY BANK ILLINI SPORTS NETWORK (55 stations)

Aledo, WRMJ-FM 102.3
Alton, WBGZ-AM 1570
Alton, WBGZ-FM 94.3
Bloomington, WRPW-FM 92.9
Canton, WBYS-AM 1560
Canton, WBYS-FM 93.7
Carbondale, WINI-FM 93.5
Carthage, WCAZ-AM 1510
Carthage, WCAZ-FM 93.1
Champaign, WDWS-AM 1400
Champaign, WHMS-FM 97.5
Chicago, WLS-AM 890
Danville, WDAN-AM 1490
Danville, WDNL-FM 102.1
Davenport, IA, WFXN-AM 1230
Decatur, WSOY-AM 1340
Decatur, WSOY-FM 103.3
Dwight, WJEZ-FM 98.9
Effingham-Mattoon, WHQQ-FM 98.9
Fairfield, WFIW-AM 1390
Fairfield, WFIW-FM 103.3
Farmington (Peoria), WHPI-FM, 96.5
Galesburg, WGIL-AM 1400
Galesburg, WGIL-FM 93.7
Jacksonville, WJIL-AM 1550
Jacksonville, WJIL-FM 102.9
Jerseyville, WJBM-AM 1480
Litchfield, WAOX-FM 105.3
Marion, WGGH-AM 1150
Marion, WGGH-FM 98.5
Marshall, WMMC-FM 105.9
Mt. Carmel, WSJD-FM 100.5
Murphysboro, WINI-AM 1420
Murphysboro, WINI-FM 93.5
Olney, WSEI-FM 92.9
Paxton, WPMX-FM 104.9
Peoria, WZPN-FM 101.1
Pittsfield, WBBA-FM 97.5
Quincy, WTAD-AM 930
Quincy, WTAD-FM 103.3
Robinson, WTAY-AM 1570
Robinson, WTAY-FM 94.3
Rockford, WROK-AM 1440
Rushville, WKXQ-FM 92.5
Salem, WJBD-AM 1350
Salem, WJBD-FM 100.1
Sparta, WHCO-AM 1230
Springfield, WFMB-AM 1450
Springfield, WFMB-FM 107.1
Springfield, WCVS-FM 96.7
St. Louis, MO, KFNS-AM 590
Tower Hill, WSVZ-FM, 98.3
Vandalia, IL, KPMB-AM 1500
Watseka, WGFA-FM 94.1

Sirius XM
Tune In

ILLINOIS BASKETBALL QUICK FACTS

GENERAL INFORMATION

Location: Champaign-Urbana, Ill.
Founded: 1867
Enrollment: 52,331
Nickname: Fighting Illini
Colors: Orange and Blue
Arena: State Farm Center
Opened: 1963
Capacity: 15,544
Conference: Big Ten
President: Timothy L. Killeen
Chancellor: Robert J. Jones
Director of Athletics: Josh Whitman
Ticket Office Phone: 217-333-3470 or 1-866-ILLINI-1

HISTORY

Seasons of Basketball: 116th
First Year of Basketball: 1906
All-Time Record: 1,827-1,028 (.640)
All-Time Big Ten Record: 959-738 (.565)
Big Ten Championships / Last: 17 / 2005
NCAA Tournament Appearances / Last: 30 / 2013*
**2020 Tournament canceled due to COVID-19*
All-Time NCAA Tournament Record: 40-31 (.563)
NCAA Final Four Appearances / Last: 5 / 2005
Big Ten Championships / Last: 17 / 2005

COACHING STAFF

Head Coach: Brad Underwood, 4th year
Alma Mater, Year: Kansas State University '86
Career Record / Years: 173-82 (.678) / 8th
Record at Illinois / Years: 64-55 (.538) / 4th
Assistant Coaches: Orlando Antigua,
Ron Coleman, Stephen Gentry
Assistant to the Head Coach: Geoff Alexander
Strength and Conditioning Coach: Adam Fletcher
Assistant Athletic Director: Joey Biggs
Video Coordinator: Zach Hamer
Athletic Trainer: Paul Schmidt
Director of Creative Media: Kelsea Ansfield
Graduate Managers: Kwa Jones, Neel Ganta
Administrative Secretary: Nicole Anderson

2019-20 TEAM INFORMATION

Overall Record: 21-10
Big Ten Record / Finish: 13-7 / 4th
Postseason: Canceled due to COVID-19
Final Ranking: AP - 21 / Coaches - 22
Starters Returning / Lost: 4 / 1
Lettermen Returning / Lost: 8 / 5
Newcomers: 6

ATHLETICS COMMUNICATION

Men's Basketball Contact: Derrick Burson
Cell Phone: 217-766-7315
Email: burson@illinois.edu
Associate AD, Media Relations: Kent Brown
Cell Phone: 217-493-9795
Email: kwbrown3@illinois.edu
Office Phone: 217-333-1391
Mailing Address: Bielfeldt Athletics Admin. Bldg.
1700 South Fourth Street
Champaign, IL 61820
Website: fightingillini.com



HEAD COACH BRAD UNDERWOOD

4TH YEAR AT ILLINOIS // 8TH YEAR AS DIV. I HEAD COACH // 33RD YEAR IN COACHING

THE UNDERWOOD FILE

HOMETOWN

McPherson, Kan.

FAMILY

Wife, Susan
Son, Tyler; Daughters, Katie & Ashley

EDUCATION

Kansas State University,
B.S., Radio & TV Communications, 1986

PLAYING EXPERIENCE

1983 Hardin-Simmons University
1984 Independence Community College
1985-86 Kansas State University

COACHING EXPERIENCE

1988 (1 YR) Graduate Assistant
Hardin-Simmons University

1989 (1 YR) Assistant Coach
Dodge City Community College

1990-93 (4 YRS) Head Coach
Dodge City Community College

1994-2003 (10 YRS) Assistant Coach
Western Illinois University

2004-06 (3 YRS) Head Coach
Daytona Beach Community College

2007 (1 YR) Director of Operations
Kansas State University

2008-11 (4 YRS) Assistant Coach
Kansas State University

2012 (1 YR) Associate Head Coach
Kansas State University

2013 (1 YR) Associate Head Coach
University of South Carolina

2014-16 (3 YRS) Head Coach
Stephen F. Austin University

2017 (1 YR) Head Coach
Oklahoma State University

2018- (4TH YR) Head Coach
University of Illinois

Brad Underwood has reinvigorated the Illinois Basketball program, bringing the Fighting Illini back to the national stage in just three years and carrying even higher expectations during his fourth season in Champaign.

Underwood is the 18th head coach in Illinois history, hired in March 2017 as the Richmond Family Endowed Men's Head Basketball Coach. He has won more than 67 percent of his games through his first seven years as a Division I head coach, recording five 20-win seasons and making four trips to the NCAA Tournament with a fifth appearance precluded by the cancellation of the 2020 postseason due to COVID-19.

Underwood directed Illinois to the largest turnaround among schools from the six major conferences last season (+10.0), while standing seventh across all of Div. I for most improved teams. Illinois was ranked for eight weeks, checking in at No. 21 in the final Associated Poll to finish a season ranked in the Top 25 for the first time since 2006.

The Illini recorded 21 victories during the regular season and won 13 Big Ten games – its most league wins since 2005 – to finish just one game back of the conference title. The Illini's .650 winning percentage in league play was its best since 2006 and the program earned a bye to the Big Ten Tournament Quarterfinal round for the first time since 2011.

Underwood installed a new defense prior to year three and retooled the offense during the season, schematic changes that led to Illinois ranking in the top 40 nationally in both offensive and defensive efficiency (kenpom) for the first time in nine years. Those changes complemented the trademark of Underwood-led teams that excel in transition and on the glass. The Illini averaged more than 20 points per game in possessions under seven seconds and ranked 11th in the nation in both offensive rebound rate (35.6) and rebound margin (+7.5).

Illinois notched six Quad 1 wins on the season and was one of only two teams in the country to earn four road wins over teams in the top 35 of the NET. The Illini's five Big Ten road victories were its most in the last 10 years, highlighted by its first win at Purdue since the 2009 season and its first wins at Wisconsin and at Michigan since 2010.

The UI's top two performers were once again underclassmen. Sophomore Ayo Dosunmu led the team in scoring (16.6 ppg) and assists (3.3 apg), becoming the first Illini player in 10 years to earn first-team All-Big Ten accolades. Kofi Cockburn was the team's second-leading scorer (13.3 ppg) and leading rebounder (8.8 rpg) en route to being named 2020 Big Ten Freshman of the Year.

Illinois was one of the most inexperienced teams in the country in 2019, with Underwood meshing seven newcomers into his 11-player rotation during his second season. Despite that youth, and facing the No. 3-ranked regular season schedule by kenpom, the Illini doubled their win total against conference foes, winning eight games against Big Ten competitors.

The Illini recorded nine wins against teams rated in the top-80 (kenpom), with four victories coming against eventual NCAA Tournament

teams. The improvement was highlighted by marquee wins over two top-15 ranked opponents. Illinois defeated No. 13 Maryland at Madison Square Garden and knocked off No. 9-ranked and eventual Big Ten champion and Final Four participant Michigan State at home, leading to a court rush celebration by Orange Krush students at the buzzer.

Illinois had 58 percent of its scoring come from newcomers, which was the most of any team in the Big Ten. For the first time in school history, a true-freshman led Illinois in scoring on the season as Ayo Dosunmu averaged 13.8 points. And in conference play, Illinois had true-freshmen as its top two leading scorers for the first time ever in Dosunmu (14.8 ppg) and Giorgi Bezhaniashvili (13.5 ppg).

Year one saw Underwood lay the foundation for the Illini program. Playing at the second-fastest tempo in the Big Ten, Illinois topped 80 points in 12 games and averaged 75.8 points on the season. That marked the UI's highest scoring average in 13 years, since the 2005 national runner-up season. The offense was aggressive in all phases, recording the team's best offensive rebounding rate (.340) and highest free throw rate (.331) since 2008 and making the most free throws (478) since 2002.

Defensively, Illinois ranked fourth nationally in turnover rate, forcing turnovers on 23.2 percent of opponent possessions. The UI defense created its most turnovers (17.5 avg.) since 2000 while collecting its most steals (6.3 spg) since 1999.

Fans have come out to State Farm Center in big numbers to watch the style of play of Underwood's teams. Illinois' improvement in average home attendance from 2017 to 2018 ranked 13th nationally. The average increase of 1,231 fans, meanwhile, marked the largest jump for the program in nearly 40 years (1979). Illinois' attendance average increased by an additional 321 fans in 2019, and by 106 more fans in 2020.

Illinois played in front of sellout crowds in five of its final six home games last season, and the average home attendance of 13,041 ranked 24th nationally while registering as the highest mark for the program since the renovation of State Farm Center.

Underwood and his staff have also made waves on the recruiting trail during their time in Champaign. In year one on the job the Illini inked Ayo Dosunmu, the program's highest-rated guard recruit since 2002. Year two was highlighted by the signing of Kofi Cockburn, the program's highest-rated center recruit since 2010. In year three the UI landed a top 15-ranked class for 2020 headlined by a pair of top-50 recruits in Illinois Mr. Basketball Adam Miller and Andre Curbelo.

Brad and his wife, Susan, have a son, Tyler, and two daughters, Katie and Ashley. Tyler is a member of the Fighting Illini basketball team, Katie also is a U of I student, and Ashley attends Miami-Ohio.

Complete Underwood Bio Available at FightingIllini.com

UNDERWOOD'S DIVISION I HEAD COACHING RECORD

Season	School	Overall	Conf. (Finish)	Postseason
2013-14	Stephen F. Austin	32-3	18-0 (1st)	NCAA Round of 32
2014-15	Stephen F. Austin	29-5	17-1 (1st)	NCAA First Round
2015-16	Stephen F. Austin	28-6	18-0 (1st)	NCAA Round of 32
2016-17	Oklahoma State	20-13	9-9 (5th)	NCAA First Round
2017-18	Illinois	14-18	4-14 (11th)	—
2018-19	Illinois	12-21	7-13 (10th)	—
2019-20	Illinois	21-10	13-7 (4th)	Canceled Due to COVID-19
2020-21	Illinois	17-6	13-4	
Total	Eighth Year	173-82 (.678)		



15 GIORGI BEZHANISHVILI

JUNIOR // FORWARD // 6-9 // 245

RUSTAVI, GEORGIA // THE PATRICK SCHOOL (N.J.)

2020-21 NOTES

- Averaging 5.4 points and shooting 56.1% from the field (55-98)
- Second on Illini with 28 offensive rebounds
- 9 points and 3 boards in just 12 minutes in win at Minnesota (2/20)
- 10 points on 5-7 FG in win over Northwestern (2/16), tallying double figures for first time in 12 games and fourth time on the season
- 7 points on 3-4 shooting in win over No. 19 Wisconsin (2/6)
- 9 points on 4-6 FG vs. No. 21 Ohio State (1/16)
- 7 points on 3-3 shooting including a big second-half three in win over Indiana (12/26)
- 8 points on 4-5 FG in win at Penn State (12/23)
- 11 points on 5-7 FG at No. 19 Rutgers (12/20)
- 4 points and 5 boards in win over Minnesota (12/15)
- 11 points and 5 rebounds in win at No. 10 Duke (12/8)
- Season-high 15 points on 7-10 FG, with 13 scored in first half, vs. No. 2 Baylor (12/2)
- 7 points and 7 boards in opener vs. North Carolina A&T (11/25)

CAREER NOTES

- Born Nov. 16, 1998
- Majoring in communication

2019-20

- Sixth on team in scoring (6.8 ppg) and third in rebounding (4.8 rpg)
- 10 points and 5 boards in win at Purdue (1/21/20)
- 13 points on 6-9 FG in win over Northwestern (1/18/20)
- 12 points on 6-10 FG and 8 rebounds in win over No. 5 Michigan (12/11/19)
- 14 points on just four shots (7-8 FT) with 4 assists vs. Hampton (11/23/19)
- Season-high 16 points and tied season-high with 9 boards vs. The Citadel (11/20/19)

2018-19

- Ranked third on Illini in scoring with an average of 12.5 points (24th in Big Ten)
- Led team in rebounding (5.2 rpg) and blocked shots (26)
- Finished 50th in the NCAA in field goal percentage at 54.2% (169-312)
- Averaged 15.7 ppg over the last 11 games (173)
- Set UI freshman single-game scoring record with career-high 35 points on 14-18 shooting in win over Rutgers (2/9/19). 29 of his 35 points came during second half and overtime, as he made 12-of-13 field goals and 5-of-5 free throws after intermission
- Recorded first career double-double with 16 points and 10 boards vs. Penn State (2/23/19)
- Game-high 26 points on 12-15 shooting in Big Ten Tournament (BTT) first-round win over Northwestern (3/13/19), setting an Illinois BTT single-game record with 12 field goals

GAME-BY-GAME STATISTICS

Date	Opponent	G-GS	MIN	FG-A	3P-A	FT-A	REB	PF	A	TO	S	B	PTS
11-25	North Carolina A&T	1-0	17:00	3-7	0-0	1-2	5-2-7	1	3	0	0	1	7
11-26	Chicago State	1-0	12:20	2-3	0-0	0-0	2-1-3	2	1	1	1	0	4
11-27	Ohio	1-0	19:36	2-4	0-0	0-2	0-1-1	2	0	2	0	1	4
12-2	vs. Baylor	1-0	24:34	7-10	1-1	0-0	3-1-4	3	1	1	1	2	15
12-8	at Duke	1-0	22:14	4-6	0-0	3-4	2-3-5	1	1	1	0	1	11
12-12	at Missouri	1-0	12:44	0-1	0-0	0-0	0-1-1	4	0	2	0	0	0
12-15	Minnesota	1-0	14:48	2-3	0-0	0-2	1-4-5	2	0	0	0	0	4
12-20	at Rutgers	1-0	22:41	5-7	0-0	1-2	1-3-4	2	0	2	0	0	11
12-23	at Penn State	1-0	12:22	4-5	0-0	0-0	2-1-3	1	0	1	0	0	8
12-26	Indiana	1-0	18:03	3-3	1-1	0-0	1-2-3	0	2	1	0	0	7
1-2	Purdue	1-0	12:45	0-3	0-1	0-0	1-1-2	3	3	2	1	1	0
1-7	at Northwestern	1-0	13:34	1-1	0-0	1-2	1-1-2	0	0	2	0	1	3
1-10	Maryland	1-0	7:41	0-2	0-0	0-0	1-0-1	1	0	0	0	0	0
1-16	Ohio State	1-0	14:24	4-6	0-1	1-1	0-0-0	1	0	1	0	0	9
1-19	Penn State	1-0	12:33	2-2	0-0	2-2	0-2-2	0	0	0	0	0	6
1-29	Iowa	1-0	12:41	1-5	0-0	1-2	0-1-1	2	0	2	0	0	3
2-2	at Indiana	1-0	16:08	2-5	1-1	0-0	2-0-2	5-1	0	0	0	0	5
2-6	Wisconsin	1-0	17:26	3-4	0-0	1-2	1-1-2	1	0	1	0	0	7
2-12	at Nebraska	1-0	5:36	0-0	0-0	0-0	0-0-0	3	0	0	0	0	0
2-16	Northwestern	1-0	16:11	5-7	0-0	0-0	1-2-3	2	0	1	0	0	10
2-20	at Minnesota	1-0	11:41	4-7	0-0	1-1	2-1-3	1	0	0	0	0	9
2-23	at Michigan State	1-0	17:43	0-3	0-0	0-0	1-3-4	2	0	1	0	0	0
2-25	Nebraska	1-0	10:50	1-4	0-0	0-0	1-1-2	2	0	2	0	0	2
2-27	at Wisconsin												
3-2	at Michigan												
3-6	at Ohio State												
TBD	at Big Ten Tournament												

CAREER HIGHS

PTS: 35
vs. Rutgers (2/9/19)

FG: 14
vs. Rutgers (2/9/19)

FG ATT: 18
vs. Rutgers (2/9/19)

3-PT: 2 (twice)
last at Purdue (1/21/20)

3-PT ATT: 4 (three times)
last vs. Purdue (1/5/20)

FT: 8
vs. Northwestern (3/3/19)

FT ATT: 9
vs. Wisconsin (1/23/19)

REB: 10 (twice)
last vs. Penn State (2/23/19)

AST: 5 (twice)
last vs. North Carolina A&T (12/29/19)

STL: 2 (six times)
last vs. Northwestern (3/13/19)

BLK: 4
at Ohio State (2/14/19)

MIN: 36:02
vs. Rutgers (2/9/19)

SEASON HIGHS

PTS: 15
vs. Baylor (2/2/20)

FG: 7
vs. Baylor (2/2/20)

FG ATT: 10
vs. Baylor (2/2/20)

3-PT: 1 (three times)
last at Indiana (2/2/21)

3-PT ATT: 1 (four times)
last at Indiana (2/2/21)

FT: 3
at Duke (12/8/20)

FT ATT: 4
at Duke (12/8/20)

REB: 7
vs. North Carolina A&T (11/25/20)

AST: 3 (twice)
last vs. Purdue (1/2/21)

STL: 1 (three times)
last vs. Purdue (1/2/21)

BLK: 2
vs. Baylor (2/2/20)

MIN: 24:34
vs. Baylor (2/2/20)

CAREER STATISTICS

Year	G-GS	MIN-Avg	FGM-A%	3PM-A%	FTM-A%	OR-DR-TOT/Avg	PF-DQ	A	TO	B	S	PTS-Avg
2018-19	33-33	865-26.2	169-312/.542	5-30/.167	71-108/.657	76-97-173/5.2	126-10	26	78	26	22	414-12.5
2019-20	31-24	719-23.2	84-196/.429	11-36/.306	31-52/.596	56-92-148/4.8	75-2	49	57	13	3	210-6.8
2020-21	23-0	343-14.9	55-98/.561	3-5/.600	12-22/.545	28-32-60/2.6	41-1	11	23	7	3	125-5.4
Total	87-57	1927-22.1	308-606/.508	19-71/.268	114-182/.626	160-221-381/4.4	242-13	86	158	46	28	749-8.6



13 BENJAMIN BOSMANS-VERDONK

REDSHIRT FRESHMAN // FORWARD // 6-8 // 235
LOMMEL, BELGIUM // KA PEGASUS

2020-21 NOTES

- Has played in five games after making season debut Jan. 7 at Northwestern
- 2 points and 1 rebound in win at Minnesota (2/20)
- Missed first 11 games while recovering from foot injury

CAREER NOTES

- Born Jan. 30, 2001
- Enrolled in the Division of General Studies (undeclared)

2019-20

- Played in nine games as a true freshman, totaling 11 points and 10 rebounds
- Missed final 19 games with foot injury
- Season highs of four assists and two steals vs. Hampton (11/23/19)
- Season highs of six points, four rebounds and two blocks vs. The Citadel (11/20/19)

GAME-BY-GAME STATISTICS

Date	Opponent	G-GS	MIN	FG-A	3P-A	FT-A	REB	PF	A	TO	S	B	PTS
11-25	North Carolina A&T	DNP-Inj.											
11-26	Chicago State	DNP-Inj.											
11-27	Ohio	DNP-Inj.											
12-2	vs. Baylor	DNP-Inj.											
12-8	at Duke	DNP-Inj.											
12-12	at Missouri	DNP-Inj.											
12-15	Minnesota	DNP-Inj.											
12-20	at Rutgers	DNP-Inj.											
12-23	at Penn State	DNP-Inj.											
12-26	Indiana	DNP-Inj.											
1-2	Purdue	DNP											
1-7	at Northwestern	1-0	0:55	0-0	0-0	0-0	0-0-0	0	0	0	0	0	0
1-10	Maryland	DNP											
1-16	Ohio State	DNP											
1-19	Penn State	1-0	1:15	0-0	0-0	0-0	0-0-0	0	0	0	0	0	0
1-29	Iowa	1-0	0:38	0-1	0-0	0-0	0-0-0	0	0	0	0	0	0
2-2	at Indiana	DNP											
2-6	Wisconsin	DNP											
2-12	at Nebraska	DNP											
2-16	Northwestern	DNP											
2-20	at Minnesota	1-0	3:45	1-1	0-0	0-0	0-1-1	0	0	0	0	0	2
2-23	at Michigan State	DNP											
2-25	Nebraska	1-0	1:24	0-0	0-0	0-0	0-0-0	0	0	0	0	0	0
2-27	at Wisconsin												
3-2	at Michigan												
3-6	at Ohio State												
TBD	at Big Ten Tournament												

CAREER HIGHS

PTS: 6
vs. The Citadel (11/20/19)

FG: 2 (twice)
last vs. Hampton (11/23/19)

FG ATT: 5
vs. Hampton (11/23/19)

3-PT: 0

3-PT ATT: 1 (twice)
last vs. The Citadel (11/20/19)

FT: 2
vs. The Citadel (11/20/19)

FT ATT: 2 (twice)
last vs. Lindenwood (11/26/19)

REB: 4
vs. The Citadel (11/20/19)

AST: 4
vs. Hampton (11/23/19)

STL: 2
vs. Hampton (11/23/19)

BLK: 2
vs. The Citadel (11/20/19)

MIN: 13:17
vs. The Citadel (11/20/19)

SEASON HIGHS

PTS: 2
at Minnesota (2/20/21)

FG: 1
at Minnesota (2/20/21)

FG ATT: 1 (twice)
last at Minnesota (2/20/21)

3-PT: 0

3-PT ATT: 0

FT: 0

FT ATT: 0

REB: 1
at Minnesota (2/20/21)

AST: 0

STL: 0

BLK: 0

MIN: 3:45
at Minnesota (2/20/21)

CAREER STATISTICS

Year	G-GS	MIN-Avg	FGM-A/%	3PM-A/%	FTM-A/%	OR-DR-TOT/Avg	PF-DQ	A	TO	B	S	PTS-Avg
2019-20	9-0	57-6.3	4-11/.364	0-2/.000	3-4/.750	6-4-10/1.1	6-0	6	5	2	3	11-1.2
2020-21	5-0	8-1.6	1-2/.500	0-0/.000	0-0/.000	0-1-1/0.2	0-0	0	0	0	0	2-0.4
Total	14-0	65-4.6	5-13/.385	0-2/.000	3-4/.750	6-4-11/0.8	6-0	6	5	2	3	13-0.9



21 KOFI COCKBURN

SOPHOMORE // CENTER // 7-0 // 285

KINGSTON, JAMAICA // OAK HILL ACADEMY (VA.)

2020-21 NOTES

- Wooden Award Late Season Top 20 Watch List
- Naismith Trophy Midseason Team
- Kareem Abdul-Jabbar Award Finalist
- Second nationally with 15 double-doubles
- Third in the NCAA in field goal shooting at 67.5% (158-234)
- Fifth in Big Ten in scoring (17.7 ppg)
- Leads BIG and ranks 21st in NCAA in rebounding (10.0 rpg)
- Averages increase to 18.9 ppg and 10.4 rpg during Big Ten play
- 27 career double-doubles (3rd in NCAA among active players over last two years)
- 24 points on 8-10 FG & 8-10 FT in Nebraska win (2/23)
- 22 points on 9-12 FG in win at Minnesota (2/20)
- 15th double-double of season with 17 points and 10 boards in Northwestern win (2/16)
- 21 points, 13 boards and season-high tying 4 blocks in win at Nebraska (2/12)
- Double-double with 23 points on 10-13 FG and school-record 8 dunks along with 14 rebounds in win over No. 19 Wisconsin (2/6)
- Double-double with 16 points and 10 rebounds in win at Indiana (2/2)
- Double-double with 21 points, 12 boards and 4 blocks in Penn State win (1/19)
- Double-double with 21 points (8-10 FG) and 10 rebounds vs. Maryland (1/10)
- Double-double with 18 points (8-9 FG), 12 boards and 2 blocks in win at Northwestern (1/7)
- Double-double with 15 points and season-high 15 boards in win over Indiana (12/26)
- 23 points on 11-13 FG in win at Penn State (12/23)
- Double-double with 17 points and 12 rebounds at No. 19 Rutgers (12/20)
- Career-high 33 points on 12-15 FG with 9 FT and 13 rebounds in win over Minnesota (12/15)

CAREER NOTES

- Born Sept. 1, 1999
 - Enrolled in the Division of General Studies (undeclared)
- ### 2019-20
- Big Ten Freshman of the Year (media & coaches) and Big Ten Newcomer of the Year (AP)
 - Big Ten All-Freshman Team and third-team All-Big Ten (media)
 - 7-time Big Ten Freshman of the Week, tying second-most awards in BIG history
 - 12 double-doubles, ranking fifth among all freshmen nationally and doubling the previous Illini freshman season record
 - Second on team and 13th in BIG in scoring at 13.3 ppg
 - Sixth in BIG and fourth among all NCAA freshmen in rebounding at 8.8 rpg
 - Top rebounding freshman in Illini history and No. 5 freshman scorer in school history
 - Third in BIG and 23rd in NCAA in offensive rebounds (3.5 rpg)
 - Game highs of 22 points and 15 boards in win at Purdue (1/21)
 - Career-high tying 17 boards in win over Rutgers (1/11)
 - Season-high 26 points in win over North Carolina A&T (12/29)
 - 23 points on 8-8 FG and 7-8 FT vs. Miami (12/2)
 - 18 points and 17 boards in win over The Citadel (11/20), setting Illini single-game freshman rebounding record

GAME-BY-GAME STATISTICS

Date	Opponent	G-GS	MIN	FG-A	3P-A	FT-A	REB	PF	A	TO	S	B	PTS
11-25	North Carolina A&T	1-1	17:11	6-9	0-0	6-8	4-6-10	3	0	4	0	1	18
11-26	Chicago State	1-1	21:17	4-6	0-0	6-9	4-7-11	1	0	3	0	2	14
11-27	Ohio	1-1	28:11	6-10	0-0	1-2	2-12-14	2	1	3	1	0	13
12-2	vs. Baylor	1-1	17:35	3-4	0-0	1-3	1-3-4	4	0	0	0	1	7
12-8	at Duke	1-1	27:38	4-9	0-0	5-10	0-8-8	3	0	2	0	2	13
12-12	at Missouri	1-1	31:13	8-10	0-0	3-6	2-4-6	4	0	2	1	1	19
12-15	Minnesota	1-1	25:10	12-15	0-0	9-15	4-9-13	3	0	3	0	2	33
12-20	at Rutgers	1-1	33:27	7-14	0-0	3-4	5-7-12	1	0	0	0	0	17
12-23	at Penn State	1-1	27:10	11-13	0-0	1-3	3-3-6	1	0	2	0	1	23
12-26	Indiana	1-1	29:39	6-12	0-0	3-4	4-11-15	2	1	2	0	2	15
1-2	Purdue	1-1	28:44	7-9	0-0	0-6	1-9-10	2	0	2	0	2	14
1-7	at Northwestern	1-1	27:57	8-9	0-0	2-4	5-7-12	3	0	1	0	2	18
1-10	Maryland	1-1	32:19	8-10	0-0	5-6	3-7-10	1	0	1	0	2	21
1-16	Ohio State	1-1	31:41	7-7	0-0	1-5	6-5-11	3	0	3	0	0	15
1-19	Penn State	1-1	25:29	6-10	0-0	9-13	5-7-12	3	1	2	0	4	21
1-29	Iowa	1-1	26:41	2-7	0-0	5-7	4-6-10	2	0	0	2	1	9
2-2	at Indiana	1-1	37:53	7-15	0-0	2-2	5-5-10	3	0	1	1	2	16
2-6	Wisconsin	1-1	28:06	10-13	0-0	3-6	4-10-14	1	0	2	0	1	23
2-12	at Nebraska	1-1	39:24	7-8	0-0	7-12	3-10-13	2	0	1	0	4	21
2-16	Northwestern	1-1	22:42	7-11	0-0	3-6	6-4-10	2	0	2	0	0	17
2-20	at Minnesota	1-1	24:04	9-12	0-0	4-4	2-4-6	2	0	1	0	1	22
2-23	at Michigan State	1-1	24:27	5-11	0-0	3-11	3-3-6	3	0	1	0	0	13
2-25	Nebraska	1-1	24:29	8-10	0-0	8-10	2-5-7	2-1	0	2	0	1	24
2-27	at Wisconsin												
3-2	at Michigan												
3-6	at Ohio State												
TBD	at Big Ten Tournament												

CAREER HIGHS

PTS: 33
vs. Minnesota (12/15/20)

FG: 12
vs. Minnesota (12/15/20)

FG ATT: 16
vs. North Carolina A&T (12/29/19)

3-PT: 0

3-PT ATT: 1
vs. Michigan (12/11/19)

FT: 9 (twice)
last vs. Penn State (1/19/21)

FT ATT: 15
vs. Minnesota (12/15/20)

REB: 17 (twice)
last vs. Rutgers (1/11/20)

AST: 2 (twice)
last vs. Maryland (2/7/20)

STL: 3
at Rutgers (2/15/20)

BLK: 6
vs. Indiana (3/1/20)

MIN: 39:24
at Nebraska (2/12/21)

SEASON HIGHS

PTS: 33
vs. Minnesota (12/15/20)

FG: 12
vs. Minnesota (12/15/20)

FG ATT: 15 (twice)
last at Indiana (2/2/21)

3-PT: 0

3-PT ATT: 0

FT: 9 (twice)
last vs. Penn State (1/19/21)

FT ATT: 15
vs. Minnesota (12/15/20)

REB: 15
vs. Indiana (12/26/20)

AST: 1 (three times)
last vs. Penn State (1/19/21)

STL: 2
vs. Iowa (1/29/21)

BLK: 4 (twice)
last at Nebraska (2/12/21)

MIN: 39:24
at Nebraska (2/12/21)

CAREER STATISTICS

Year	G-GS	MIN-Avg	FGM-A/%	3PM-A/%	FTM-A/%	OR-DR-TOT/Avg	PF-DQ	A	TO	B	S	PTS-Avg
2019-20	31-31	851-27.5	151-284/532	0-1/0.00	111-164/677	107-165-272/8.8	81-1	20	59	44	17	413-13.3
2020-21	23-23	634-27.6	158-234/675	0-0/0.00	90-156/577	78-152-230/10.0	53-0	3	40	32	5	406-17.7
Total	54-54	1485-27.5	309-518/597	0-1/0.00	201-320/628	185-317-502/9.3	134-1	23	99	76	22	819-15.2



5 ANDRE CURBELO

FRESHMAN // GUARD // 6-1 // 175

VEGA BAJA, PUERTO RICO // LONG ISLAND LUTHERAN H.S. (N.Y.)

2020-21 NOTES

- Fifth on team in scoring at 7.7 ppg
- Despite standing 6'1", ranks fourth on Illini in rebounding with 3.6 rpg
- Third in BIG in assists in league play (4.8 apg); fifth in BIG in all games (4.3 apg)
- Fifth-highest assists average ever by an Illini freshman
- Third on team with 21 steals
- Nearly a triple-double with 10 points, 12 rebounds, and 8 assists vs. Nebraska (2/25)
- 12 points on 5-7 FG at Michigan State (2/23)
- Equaled career high with 7 rebounds in win over Northwestern (2/16)
- 12 points, 5 rebounds and 4 assists and 2 steals in win at Indiana (2/2)
- 8 points, game-high 8 assists and 4 boards in win over No. 7 Iowa (1/29)
- 8 points vs. Maryland (1/10)
- Game-high 7 assists in win at Northwestern (1/7)
- 8 points and game-high 6 assists in win over Purdue (1/2)
- 5 points, 6 boards, 5 assists and season-high tying 3 steals in win over Indiana (12/26)
- 12 points and game-high 8 assists in win at Penn State (12/23)
- Season-high 9 assists with 9 points and 6 rebounds in win over Minnesota (12/15)
- 14 points and season-high 3 steals at Missouri (12/12)
- 12 points in win at No. 10 Duke (12/8)
- 18 points and 7 rebounds vs. Chicago State (11/26)

CAREER NOTES

- Born Oct. 13, 2001
- Majoring in recreation, sport and tourism
- Four-star recruit ranked No. 38 by Rivals and No. 44 by both ESPN and 247Sports
- Third-team All-American by MaxPreps
- Two-time *Newsday* All-Long Island Player of the Year
- Averaged 16.7 points, 8.1 assists, 7.6 rebounds and 3.6 steals as a senior, leading LuHi to a 22-3 record prior to the cancellation of the Federation Tournament due to COVID-19
- Named Most Outstanding Player of both the Beach Ball Classic in Myrtle Beach, South Carolina and the Iolani Prep Classic in Honolulu, Hawaii
- Member of Puerto Rico's National Team that competed in the 2019 FIBA U19 World Cup, averaging 11.1 points, 3.6 rebounds and 5.6 assists
- Also played in 2018 FIBA U17 World Cup, making the All-Star Five after averaging 13.6 points, 5.6 rebounds, 5.9 assists and 2.9 steals while leading Puerto Rico to a bronze medal

GAME-BY-GAME STATISTICS

Date	Opponent	G-GS	MIN	FG-A	3P-A	FT-A	REB	PF	A	TO	S	B	PTS
11-25	North Carolina A&T	1-0	18:59	3-4	0-1	2-3	1-1-2	4	6	4	1	0	8
11-26	Chicago State	1-0	20:10	9-13	0-1	0-0	2-5-7	3	1	4	1	0	18
11-27	Ohio	1-0	10:11	1-1	1-1	0-0	0-2-2	1	0	2	0	0	3
12-2	vs. Baylor	1-0	16:05	3-6	1-1	4-4	0-2-2	4	4	1	0	0	11
12-8	at Duke	1-0	20:21	5-9	0-1	2-2	1-1-2	2	2	5	1	1	12
12-12	at Missouri	1-0	27:18	5-10	0-1	4-8	0-4-4	4	4	2	3	0	14
12-15	Minnesota	1-0	21:47	3-4	1-2	2-2	0-6-6	4	9	2	0	0	9
12-20	at Rutgers	1-0	15:53	1-4	0-1	2-2	0-2-2	5-1	5	0	1	0	4
12-23	at Penn State	1-0	26:46	3-10	0-1	9-9	0-3-3	2	8	3	1	0	15
12-26	Indiana	1-0	29:41	2-6	0-1	1-2	1-5-6	0	5	2	3	0	5
1-2	Purdue	1-0	28:40	4-8	0-1	0-1	0-1-1	3	6	3	1	0	8
1-7	at Northwestern	1-0	19:32	2-7	0-1	2-2	0-4-4	4	7	4	2	1	6
1-10	Maryland	1-0	26:17	4-12	0-2	0-0	0-2-2	4	3	1	2	0	8
1-16	Ohio State	1-0	12:08	1-3	0-2	0-1	0-2-2	1	2	2	0	0	2
1-19	Penn State	1-0	19:56	3-7	0-1	0-0	0-1-1	4	4	3	0	0	6
1-29	Iowa	1-0	25:49	3-4	0-0	2-2	1-3-4	2	8	3	1	0	8
2-2	at Indiana	1-0	23:44	3-6	0-0	6-9	1-4-5	4	4	1	2	0	12
2-6	Wisconsin	1-0	8:06	0-2	0-0	0-0	0-1-1	2	1	4	0	0	0
2-12	at Nebraska	1-0	13:22	0-3	0-1	0-0	0-2-2	2	4	3	0	0	0
2-16	Northwestern	1-0	18:20	1-3	0-2	0-3	1-6-7	1	2	2	0	0	2
2-20	at Minnesota	1-0	10:44	2-3	0-0	0-0	0-2-2	3	4	1	0	0	4
2-23	at Michigan State	1-0	18:37	5-7	0-1	2-4	2-2-4	3	2	3	1	0	12
2-25	Nebraska	1-0	30:46	4-8	0-1	2-2	2-10-12	2	8	5	1	0	10
2-27	at Wisconsin												
3-2	at Michigan												
3-6	at Ohio State												
TBD	at Big Ten Tournament												

CAREER/SEASON HIGHS

PTS: 18
vs. Chicago State (11/26/20)

FG: 9
vs. Chicago State (11/26/20)

FG ATT: 13
vs. Chicago State (11/26/20)

3-PT: 1 (three times)
last vs. Minnesota (12/15/20)

3-PT ATT: 2 (four times)
last vs. Northwestern (2/16/21)

FT: 9
at Penn State (12/23/20)

FT ATT: 9 (twice)
last at Indiana (2/2/21)

REB: 12
vs. Nebraska (2/25/21)

AST: 9
vs. Minnesota (12/15/20)

STL: 3 (twice)
last vs. Indiana (12/26/20)

BLK: 1 (twice)
last at Northwestern (1/7/21)

MIN: 30:46
vs. Nebraska (2/25/21)

CAREER STATISTICS

Year	G-GS	MIN-Avg	FGM-A/%	3PM-A/%	FTM-A/%	OR-DR-TOT/Avg	PF-DQ	A	TO	B	S	PTS-Avg
2020-21	23-0	467-20.3	67-140/7.49	3-23/13.0	40-56/7.14	12-71-83/3.6	64-1	99	60	2	21	177-7.7



11 AYO DOSUNMU

JUNIOR // GUARD // 6-5 // 200

CHICAGO, ILL. // MORGAN PARK H.S.

2020-21 NOTES

- Bob Cousy Award Finalist
- Wooden Award Late Season Top 20 Watch List
- Naismith Trophy Midseason Team
- Naismith Trophy Player of the Week (2/8)
- Four-time Big Ten Player of the Week (12/14, 12/28 & 2/1 & 2/8)
- Only NCAA player in last 11 seasons to average 20+ points, 6+ rebounds and 5+ assists
- 10th in the NCAA in scoring (21.0 ppg) and fourth in NCAA in made field goals (171)
- No. 3 in KenPom National Player of the Year rankings
- Fifth in NCAA with 11 games of 22+ points, and fifth nationally with four games of 30+ points
- Second in Big Ten in assists (5.3 apg) and 15th in BIG in rebounding (6.2 rpg)
- Second triple double in four games in win at Minnesota (2/20) with 19 points, 10 boards and 10 assists to join MSU's Magic Johnson as only players with multiple triple doubles in BIG play
- 31 points in win at Nebraska (2/12), setting career high in a Big Ten game
- Had personal run of 15 straight points from 3:21 remaining in the second half through 4:00 left in OT to lead the Illini to the comeback win over the Huskers
- Third triple-double in school history with 21 points, career-high tying 12 rebounds, and career-high 12 assists in win over No. 19 Wisconsin (2/6)
- Game-high 25 points on 11-18 FG and 3-3 from three in win over No. 7 Iowa (1/29)
- 30 points on 11-17 shooting, 4-5 from three, and 5 assists in win over Indiana (12/26)
- 30 points, 6 rebounds, 5 assists and 2 steals in win at Penn State (12/23)
- Double-double with 22 points, 11 boards and 6 assists at No. 19 Rutgers (12/20)
- Career-high 36 points at Missouri (12/12), the No. 5 scoring total in NCAA this year
- 18 points and career-high 12 boards in win at No. 10 Duke (12/8)
- Hit game-winning free throws with 2.3 seconds left vs. Ohio (11/27) and finished with 27 points, 7 rebounds and 8 assists. Also scored 1,000th career point vs. Bobcats

CAREER NOTES

- Born Jan. 17, 2000
- Majoring in communication

2019-20

- First-team All-Big Ten (media & AP) and USBWA All-District V Team
- First Illini player in 20 years to lead team in scoring as both a freshman and sophomore
- Led team and ranked fifth in the BIG in scoring at 16.6 ppg
- Scored at least nine points in all but one game, with 26 double-figure outings and eight 20+ point performances
- Averaged 19.7 points over the final six games, and 18.1 points over his last 15 games
- 24 points, including floater with 16 seconds left to seal win at No. 9 Penn State (2/18/20)
- Season-high 27 points and hit game-winning jumper with :00.5 left at Michigan (1/25/20)
- First double-double with 18 points and career-high 11 assists in win at Purdue (1/21/20)

2018-19

- Big Ten All-Freshman Team & honorable mention All-Big Ten
- First true freshman in school history to lead Illini in scoring for the season, averaging 13.8 points, the fourth-best scoring average by a freshman in UI history
- Game-high 24 points in win over No. 9 Michigan State (2/5/19). Broke 68-all tie with back-to-back 3-pointers at 2:32 and 1:54, propelling Illini to victory.
- Season-high 25 points on 9-15 FG vs. Georgetown (11/13/18)

GAME-BY-GAME STATISTICS

Date	Opponent	G-GS	MIN	FG-A	3P-A	FT-A	REB	PF	A	TO	S	B	PTS
11-25	North Carolina A&T	1-1	25:23	11-18	5-8	1-3	1-9-10	1	5	1	0	0	28
11-26	Chicago State	1-1	27:27	8-13	0-2	6-7	1-5-6	2	7	2	2	0	22
11-27	Ohio	1-1	38:20	10-21	1-4	6-7	4-3-7	3	8	3	1	0	27
12-2	vs. Baylor	1-1	38:06	6-18	2-3	4-5	1-5-6	3	5	3	1	0	18
12-8	at Duke	1-1	35:27	6-11	0-2	6-6	0-12-12	4	5	3	1	1	18
12-12	at Missouri	1-1	38:30	13-20	1-3	9-12	0-5-5	4	1	6	1	1	36
12-15	Minnesota	1-1	30:42	5-14	0-2	0-0	1-6-7	2	5	4	0	0	10
12-20	at Rutgers	1-1	37:46	10-20	1-2	1-3	2-9-11	4	6	4	1	0	22
12-23	at Penn State	1-1	36:57	9-18	2-5	10-11	3-3-6	4	5	4	2	1	30
12-26	Indiana	1-1	35:23	11-17	4-5	4-5	0-2-2	2	5	2	0	0	30
1-2	Purdue	1-1	35:32	5-13	0-2	2-2	1-4-5	3	3	2	0	1	12
1-7	at Northwestern	1-1	30:26	5-11	1-2	4-4	0-5-5	2	6	4	0	0	15
1-10	Maryland	1-1	40:00	9-23	2-5	3-4	2-6-8	2	2	3	0	0	23
1-16	Ohio State	1-1	35:14	6-16	1-3	9-10	2-2-4	3	5	1	2	0	22
1-19	Penn State	1-1	32:01	6-12	0-4	1-2	0-1-1	1	5	2	1	0	13
1-29	Iowa	1-1	36:19	11-18	3-3	0-0	1-1-2	1	4	2	0	0	25
2-2	at Indiana	1-1	28:56	2-11	0-1	6-6	1-5-6	5-1	2	2	2	0	10
2-6	Wisconsin	1-1	34:46	6-12	0-0	9-11	1-11-12	0	12	7	2	0	21
2-12	at Nebraska	1-1	42:25	12-23	2-6	5-8	2-1-3	1	6	4	4	0	31
2-16	Northwestern	1-1	37:43	5-9	2-2	1-2	0-2-2	1	5	5	1	0	13
2-20	at Minnesota	1-1	32:23	9-16	0-0	1-2	1-9-10	0	10	3	2	0	19
2-23	at Michigan State	1-1	36:35	6-18	1-6	4-8	3-6-9	1	5	4	2	2	17
2-25	Nebraska	DNP-Inj.											
2-27	at Wisconsin												
3-2	at Michigan												
3-6	at Ohio State												
TBD	at Big Ten Tournament												

CAREER HIGHS

PTS: 36
at Missouri (12/12/20)

FG: 13
at Missouri (12/12/20)

FG ATT: 23 (twice)
last at Nebraska (2/12/21)

3-PT: 5
vs. North Carolina A&T (11/25/20)

3-PT ATT: 11
vs. Florida Atlantic (12/29/18)

FT: 10
at Penn State (12/23/20)

FT ATT: 12
at Missouri (12/12/20)

REB: 12 (twice)
last vs. Wisconsin (2/6/21)

AST: 12
vs. Wisconsin (2/6/21)

STL: 4 (twice)
last at Nebraska (2/12/21)

BLK: 2 (three times)
at Michigan State (2/23/21)

MIN: 42:25
at Nebraska (2/12/21)

SEASON HIGHS

PTS: 36
at Missouri (12/12/20)

FG: 13
at Missouri (12/12/20)

FG ATT: 23 (twice)
last at Nebraska (2/12/21)

3-PT: 5
vs. North Carolina A&T (11/25/20)

3-PT ATT: 8
vs. North Carolina A&T (11/25/20)

FT: 10
at Penn State (12/23/20)

FT ATT: 12
at Missouri (12/12/20)

REB: 12 (twice)
last vs. Wisconsin (2/6/21)

AST: 12
vs. Wisconsin (2/6/21)

STL: 4
at Nebraska (2/12/21)

BLK: 2
at Michigan State (2/23/21)

MIN: 42:25
at Nebraska (2/12/21)

CAREER STATISTICS

Year	G-GS	MIN-Avg	FGM-A/%	3PM-A/%	FTM-A/%	OR-DR-TOT/Avg	PF-DQ	A	TO	B	S	PTS-Avg
2018-19	32-32	994-31.1	163-375/.435	50-142/.352	66-95/.695	23-105-128/4.0	64-0	104	72	8	41	442-13.8
2019-20	30-30	1006-33.5	196-405/.484	29-98/.296	77-102/.755	18-112-130/4.3	50-0	100	81	6	25	498-16.6
2020-21	22-22	765-34.8	171-352/.486	28-70/.400	92-118/.780	27-112-139/6.3	49-2	117	71	6	25	462-21.0
Total	84-84	2765-32.9	530-1132/.468	107-310/.345	235-315/.746	68-329-397/4.7	163-2	321	224	20	91	1402-16.7



1 TRENT FRAZIER

SENIOR // GUARD // 6-2 // 175
WELLINGTON, FLA. // WELLINGTON H.S.

2020-21 NOTES

- Among the best guard defenders in the country
- Third in Big Ten in steals in league play (1.6 spg), fifth in BIG in steals overall (1.4 spg)
- No. 23 on Illinois career scoring list with 1,363 points
- Fourth on Illini all-time made 3-pointers list (240)
- Third on team in scoring this season (10.6 ppg)
- Shooting 38.7% from three (48-124) and ranks ninth in BIG averaging 2.1 treys
- Scored in double figures in 6 of last 9 games, and 11 times on the season
- Game-high 22 points with season-high tying 4 threes at Michigan State (2/23)
- 15 points and career-high 6 steals in win at Minnesota (2/20), the most steals by an Illini player in 16 years. Hit 3-of-4 treys, including one from half court at the buzzer after a steal.
- Game-high 19 points with four 3-pointers in win at Indiana (2/2)
- Season-high 24 points on 8-13 FG and four treys in win over No. 7 Iowa (1/29)
- 13 points with 3 treys and season-high 3 steals in win over Penn State (1/19)
- 14 points in win at Northwestern (1/7)
- Career-high 6 rebounds in win over Indiana (12/26)
- 19 points and season-high 5 assists at No. 19 Rutgers (12/20)

CAREER NOTES

- Born Sept. 8, 1998
 - Majoring in recreation, sport and tourism
- ### 2019-20
- Fourth on the team in scoring as a junior, averaging 9.1 points
 - Led team with 51 three-pointers (1.6 avg) and 29 steals
 - Shot 85.3% at the free throw line (58-68)
 - Season-high 21 points on just seven shot attempts (5-7 3FG, 6-6 FT) in win at Purdue (1/21/20), tying season high with five treys
- ### 2018-19
- Honorable mention All-Big Ten as a sophomore
 - Second on Illini in scoring at 13.7 ppg
 - Finished 43rd in the NCAA in 3-point accuracy, shooting 40.6% (80-197)
 - Season-high 30 points on 10-14 shooting with five threes at Minnesota (1/30/19)
 - Game-high 28 points with season-high tying six treys vs. Missouri (12/22/18)
 - 29 points (27 in 2nd half) with 6 threes and season-high 5 steals vs. No. 3 Gonzaga (11/19/18)
- ### 2017-18
- Big Ten All-Freshman Team and honorable mention All-Big Ten
 - Led all BIG frosh in scoring (12.5 ppg), assists (3.1 apg), steals (1.7 spg), and threes (1.9 avg)
 - Career-high 32 points vs. Wisconsin (2/8/18), the most by a Big Ten freshman on the year and fourth-highest total ever by an Illini freshman
 - 27 points including game-tying 3-pointer at the buzzer to force overtime vs. Iowa (1/11/18)

GAME-BY-GAME STATISTICS

Date	Opponent	G-GS	MIN	FG-A	3P-A	FT-A	REB	PF	A	TO	S	B	PTS
11-25	North Carolina A&T	1-1	22:18	2-10	2-7	0-0	0-4-4	5-1	4	0	0	0	6
11-26	Chicago State	1-1	27:15	4-7	4-7	2-2	0-4-4	1	1	1	1	1	14
11-27	Ohio	1-1	35:25	2-3	1-1	3-6	0-3-3	2	3	1	1	0	8
12-2	vs. Baylor	1-1	32:49	3-6	2-4	0-0	0-5-5	1	3	5	1	0	8
12-8	at Duke	1-1	35:04	3-5	2-3	2-2	0-3-3	2	3	5	1	0	10
12-12	at Missouri	1-1	31:26	1-3	1-2	1-2	0-1-1	4	1	0	1	0	4
12-15	Minnesota	1-1	29:08	3-8	2-5	2-2	0-3-3	3	2	0	0	0	10
12-20	at Rutgers	1-1	38:31	6-10	3-6	4-4	0-0-0	5-2	5	4	1	0	19
12-23	at Penn State	1-1	37:12	2-7	1-5	2-2	0-4-4	3	4	0	1	0	7
12-26	Indiana	1-1	31:31	0-5	0-4	4-5	0-6-6	2	1	1	2	0	4
1-2	Purdue	1-1	36:15	2-5	1-4	0-0	0-3-3	1	3	2	3	0	5
1-7	at Northwestern	1-1	34:06	3-9	3-8	5-5	0-3-3	4	3	2	0	0	14
1-10	Maryland	1-1	23:05	0-2	0-1	0-0	0-1-1	1	5	0	2	0	0
1-16	Ohio State	1-1	36:46	3-9	2-5	0-0	0-1-1	3	4	1	2	0	8
1-19	Penn State	1-1	32:56	4-10	3-7	2-4	0-3-3	3	2	1	3	0	13
1-29	Iowa	1-1	38:01	8-13	4-9	4-4	0-4-4	2	1	1	1	0	24
2-2	at Indiana	1-1	42:32	5-11	4-9	5-7	0-4-4	2	2	1	2	0	19
2-6	Wisconsin	1-1	35:38	3-9	1-7	1-2	1-1-2	1	2	2	2	0	8
2-12	at Nebraska	1-1	41:00	3-8	2-6	2-2	0-3-3	3	1	3	1	0	10
2-16	Northwestern	1-1	30:35	2-5	2-5	3-4	0-1-1	4	2	1	0	0	9
2-20	at Minnesota	1-1	31:51	5-9	3-4	2-2	0-3-3	1	4	1	6	0	15
2-23	at Michigan State	1-1	32:51	7-13	4-8	4-5	2-1-3	4	2	2	0	0	22
2-25	Nebraska	1-1	35:54	1-9	1-7	4-4	0-2-2	2-1	2	4	2	0	7
2-27	at Wisconsin												
3-2	at Michigan												
3-6	at Ohio State												
TBD	at Big Ten Tournament												

CAREER HIGHS

PTS: 32
vs. Wisconsin (2/8/18)

FG: 10 (four times)
last at Minnesota (1/30/19)

FG ATT: 20 (three times)
last vs. Missouri (12/22/18)

3-PT: 7 (twice)
last vs. Wisconsin (2/8/18)

3-PT ATT: 13 (twice)
last vs. Missouri (12/22/18)

FT: 10
vs. Missouri (12/23/17)

FT ATT: 11
vs. Missouri (12/23/17)

REB: 6
vs. Indiana (12/26/20)

AST: 7 (twice)
last vs. Evansville (11/8/18)

STL: 6
at Minnesota (2/20/21)

BLK: 1 (three times)
last vs. Chicago State (11/26/20)

MIN: 42:32
at Indiana (2/2/21)

SEASON HIGHS

PTS: 24
vs. Iowa (1/29/21)

FG: 8
vs. Iowa (1/29/21)

FG ATT: 13 (twice)
last at Michigan State (2/23/21)

3-PT: 4 (four times)
last at Michigan State (2/23/21)

3-PT ATT: 9 (twice)
last at Indiana (2/2/21)

FT: 5 (twice)
last at Indiana (2/2/21)

FT ATT: 7
at Indiana (2/2/21)

REB: 6
vs. Indiana (12/26/20)

AST: 5 (twice)
last vs. Maryland (1/10/21)

STL: 6
at Minnesota (2/20/21)

BLK: 1
vs. Chicago State (11/26/20)

MIN: 42:32
at Indiana (2/2/21)

CAREER STATISTICS

Year	G-GS	MIN-Avg	FGM-A/%	3PM-A/%	FTM-A/%	OR-DR-TOT/Avg	PF-DQ	A	TO	B	S	PTS-Avg
2017-18	32-16	842-26.3	140-346/.405	61-176/.347	58-90/.644	7-49-56/1.8	68-2	99	71	1	54	399-12.5
2018-19	32-31	978-30.6	148-360/.411	80-197/.406	63-83/.759	10-65-75/2.3	74-1	82	65	1	44	439-13.7
2019-20	31-30	946-30.5	86-263/.327	51-165/.309	58-68/.853	7-62-69/2.2	77-0	60	28	0	29	281-9.1
2020-21	23-23	776-33.7	72-176/.409	48-124/.387	52-64/.813	3-63-66/2.9	59-2	60	38	1	33	244-10.6
Total	118-100	3542-30.0	446-1145/.390	240-662/.363	231-305/.757	27-239-266/2.3	278-5	301	202	3	160	1363-11.6



3 JACOB GRANDISON

REDSHIRT JUNIOR // GUARD/FORWARD // 6-6 // 205

OAKLAND, CALIF. // PHILLIPS EXETER ACADEMY (N.H.) // HOLY CROSS

2020-21 NOTES

- Has played in 22 games, starting 8 of the last 9
- Averaging 3.9 points and 3.0 rebounds on the season, and 5.6 ppg & 4.0 rpg as a starter
- Season-high 14 points and career-high 6 free throws made vs. Nebraska (2/25)
- 6 rebounds at Michigan State (2/23)
- Season highs of 12 points and 4 assists with 3 boards in win at Minnesota (2/20)
- 5 points, 3 boards and 2 assists in Northwestern win (2/16)
- 5 points and 4 rebounds in win over No. 19 Wisconsin (2/6)
- 11 points and season-high 10 boards for first double-double at UI in win over No. 7 Iowa (1/29)
- Earned first start with Illini vs. Penn State (1/19)
- 8 points and 3 assists vs. No. 21 Ohio State (1/16)
- Part of second-half spark in win at Northwestern (1/7) with 3 points, 2 boards, 2 assists, 2 steals
- Game-high 7 boards (4 offensive) and 7 points in win at Penn State (12/23)
- 4 points in win over Minnesota (12/15)
- 10 points and 8 rebounds in his Illini debut vs. North Carolina A&T (11/25)

CAREER NOTES

- Born April 2, 1998
- Majoring in earth, society, and environmental sustainability

2019-20

- Sat out the season at Illinois after transferring from Holy Cross

2018-19

- Led Holy Cross and ranked 11th in Patriot League in scoring as a sophomore with an average of 13.9 ppg
- Second on team in rebounding (5.0 rpg) and third in assists (2.9 apg)
- Led team with 69 three-pointers, ranking eighth in the Patriot with 2.1 treys per game
- Scored in double figures in 26 games, with eight 20-plus point performances
- Career-high 25 points at Iona (12/30/18)
- First double-double with 21 points and career-high 10 assists vs. Stony Brook (11/16/18)
- Also had double-double with 22 points and career-high 16 boards at Lafayette (3/5/19)
- Made career-high six threes twice, vs. Sienna (11/18/18) and Navy (1/26/19)

2017-18

- Averaged 9.0 points, 4.5 rebounds and 2.0 steals as a freshman
- Scored season-high 21 points at Loyola-Md. (2/3/18)

GAME-BY-GAME STATISTICS

Date	Opponent	G-GS	MIN	FG-A	3P-A	FT-A	REB	PF	A	TO	S	B	PTS
11-25	North Carolina A&T	1-0	17:31	4-5	2-2	0-0	1-7-8	1	1	2	1	1	10
11-26	Chicago State	1-0	15:58	1-3	0-1	0-0	0-5-5	0	2	0	1	0	2
11-27	Ohio	1-0	7:54	0-2	0-1	0-0	1-1-2	1	1	0	0	0	0
12-2	vs. Baylor	1-0	2:04	0-0	0-0	0-0	0-0-0	1	2	0	0	0	0
12-8	at Duke	1-0	0:48	0-0	0-0	0-0	0-0-0	2	0	0	0	0	0
12-12	at Missouri	1-0	4:51	0-2	0-1	0-0	0-0-0	0	0	0	0	0	0
12-15	Minnesota	1-0	4:11	1-1	0-0	2-2	0-2-2	0	0	1	0	0	4
12-20	at Rutgers	1-0	2:38	1-1	1-1	0-0	0-1-1	0	0	0	0	0	3
12-23	at Penn State	1-0	14:53	3-3	1-1	0-0	4-3-7	0	1	0	0	0	7
12-26	Indiana	1-0	9:15	0-4	0-2	0-0	0-2-2	1	0	0	0	0	0
1-2	Purdue	DNP											
1-7	at Northwestern	1-0	11:40	1-1	1-1	0-0	1-1-2	1	2	0	2	0	3
1-10	Maryland	1-0	6:18	0-2	0-1	0-0	1-0-1	1	0	0	0	0	0
1-16	Ohio State	1-0	12:41	3-6	2-4	0-0	0-1-1	4	3	0	0	1	8
1-19	Penn State	1-1	14:27	1-3	0-0	1-1	2-2-4	3	3	3	1	0	3
1-29	Iowa	1-1	30:00	4-6	1-3	2-2	2-8-10	0	0	2	2	0	11
2-2	at Indiana	1-1	16:41	2-3	1-2	0-0	1-1-2	1	2	2	0	0	5
2-6	Wisconsin	1-1	23:44	2-5	1-3	0-0	1-3-4	0	0	0	1	0	5
2-12	at Nebraska	1-1	5:57	0-1	0-0	0-0	0-0-0	1	1	1	1	0	0
2-16	Northwestern	1-1	11:45	2-3	1-2	0-0	0-3-3	1	2	1	0	0	5
2-20	at Minnesota	1-1	21:18	3-4	2-2	4-4	2-1-3	0	4	1	1	0	12
2-23	at Michigan State	1-1	23:23	1-3	0-1	2-2	3-3-6	2	2	0	0	0	4
2-25	Nebraska	1-0	22:40	4-7	0-2	6-7	4-3-7	2	1	1	1	0	14
2-27	at Wisconsin												
3-2	at Michigan												
3-6	at Ohio State												
TBD	at Big Ten Tournament												

CAREER HIGHS

PTS: 25
at Iona (12/30/18)

FG: 9 (twice)
last at Lafayette (3/5/19)

FG ATT: 19
at Lafayette (3/5/19)

3-PT: 6 (twice)
last vs. Navy (1/26/19)

3-PT ATT: 10
vs. Siena (11/18/18)

FT: 6
vs. Nebraska (2/25/21)

FT ATT: 7 (twice)
last vs. Nebraska (2/25/21)

REB: 16
at Lafayette (3/5/19)

AST: 10
vs. Stony Brook (11/16/18)

STL: 3 (seven times)
last at Colgate (2/27/19)

BLK: 2
vs. Bucknell (2/17/18)

MIN: 41
vs. Bucknell (2/17/18)

SEASON HIGHS

PTS: 14
vs. Nebraska (2/25/21)

FG: 4 (three times)
last vs. Nebraska (2/25/21)

FG ATT: 7
vs. Nebraska (2/25/21)

3-PT: 2 (three times)
last at Minnesota (2/20/21)

3-PT ATT: 4
vs. Ohio State (1/16/21)

FT: 6
vs. Nebraska (2/25/21)

FT ATT: 7
vs. Nebraska (2/25/21)

REB: 10
vs. Iowa (1/29/21)

AST: 4
at Minnesota (2/20/21)

STL: 2 (twice)
last vs. Iowa (1/29/21)

BLK: 1
vs. North Carolina A&T (11/25/20)

MIN: 30:00
vs. Iowa (1/29/21)

CAREER STATISTICS AT HOLY CROSS

Year	G-GS	MIN-Avg	FGM-A/%	3PM-A/%	FTM-A/%	OR-DR-TOT/Avg	PF-DQ	A	TO	B	S	PTS-Avg
2017-18	31-18	852-27.5	100-226/.442	38-120/.317	40-54/.741	24-117-141/4.5	74-3	61	55	5	24	278-9.0
2018-19	33-33	1142-34.6	169-394/.429	69-189/.365	52-65/.800	26-138-164/5.0	72-1	97	62	11	36	459-13.9
TOTAL	64-51	1994-31.2	269-620/.434	107-309/.346	92-119/.773	50-255-305/4.8	146-4	158	117	16	60	737-11.5

CAREER STATISTICS AT ILLINOIS

Year	G-GS	MIN-Avg	FGM-A/%	3PM-A/%	FTM-A/%	OR-DR-TOT/Avg	PF-DQ	A	TO	B	S	PTS-Avg
2020-21	22-8	281-12.8	33-65/.508	13-30/.433	17-18/.944	23-47-70/3.2	22-0	27	14	2	11	96-4.4



34 JERMAINE HAMLIN

SOPHOMORE // CENTER // 6-10 // 235
LINCOLN, ILL. // LINCOLN H.S.

2020-21 NOTES

- Has played in seven games, totaling 8 points and 3 rebounds
- 4 points on a pair of dunks in win over Minnesota (12/15)
- 2 boards vs. Chicago State (11/26)

CAREER NOTES

- Born Dec. 28, 2000 in Chicago
- Majoring in human development and family studies

2019-20

- Played in 16 games as a freshman, totaling 15 points and 13 rebounds
- Season highs of eight points and four rebounds in season-high 12 minutes vs. Lindenwood (11/26/19)
- Four points and two rebounds vs. Hampton (11/23/19)

GAME-BY-GAME STATISTICS

Date	Opponent	G-GS	MIN	FG-A	3P-A	FT-A	REB	PF	A	TO	S	B	PTS
11-25	North Carolina A&T	1-0	0:39	0-0	0-0	0-0	0-0-0	0	0	0	0	0	0
11-26	Chicago State	1-0	3:42	0-0	0-0	1-2	0-2-2	1	0	0	0	0	1
11-27	Ohio	DNP											
12-2	vs. Baylor	DNP											
12-8	at Duke	DNP											
12-12	at Missouri	DNP											
12-15	Minnesota	1-0	4:11	2-3	0-0	0-0	0-1-1	3	0	1	0	0	4
12-20	at Rutgers	DNP											
12-23	at Penn State	1-0	0:28	0-0	0-0	0-0	0-0-0	0	0	0	0	0	0
12-26	Indiana	DNP											
1-2	Purdue	DNP											
1-7	at Northwestern	1-0	0:55	0-0	0-0	1-2	0-0-0	0	0	0	0	0	1
1-10	Maryland	DNP											
1-16	Ohio State	DNP-Inj.											
1-19	Penn State	DNP-Inj.											
1-29	Iowa	DNP											
2-2	at Indiana	DNP											
2-6	Wisconsin	DNP											
2-12	at Nebraska	DNP											
2-16	Northwestern	DNP											
2-20	at Minnesota	1-0	6:29	0-0	0-0	1-2	0-0-0	1	0	0	0	1	1
2-23	at Michigan State	DNP											
2-25	Nebraska	1-0	4:41	0-0	0-0	1-2	0-0-0	0	0	0	0	0	1
2-27	at Wisconsin												
3-2	at Michigan												
3-6	at Ohio State												
TBD	at Big Ten Tournament												

CAREER HIGHS

PTS: 8
vs. Lindenwood (11/26/19)

FG: 3
vs. Lindenwood (11/26/19)

FG ATT: 3 (twice)
last vs. Minnesota (12/15/20)

3-PT: 0

3-PT ATT: 0

FT: 2
vs. Lindenwood (11/26/19)

FT ATT: 4
vs. Lindenwood (11/26/19)

REB: 4
vs. Lindenwood (11/26/19)

AST: 1
vs. Lindenwood (11/26/19)

STL: 1 (twice)
last vs. Michigan State (2/11/20)

BLK: 1 (three times)
last at Minnesota (2/20/21)

MIN: 12:26
vs. Lindenwood (11/26/19)

SEASON HIGHS

PTS: 4
vs. Minnesota (12/15/20)

FG: 2
vs. Minnesota (12/15/20)

FG ATT: 3
vs. Minnesota (12/15/20)

3-PT: 0

3-PT ATT: 0

FT: 1 (three times)
last at Minnesota (2/20/21)

FT ATT: 2 (three times)
last at Minnesota (2/20/21)

REB: 2
vs. Chicago State (11/26/20)

AST: 0


STL: 0

BLK: 1
at Minnesota (2/20/21)

MIN: 6:29
at Minnesota (2/20/21)

CAREER STATISTICS

Year	G-GS	MIN-Avg	FGM-A/%	3PM-A/%	FTM-A/%	OR-DR-TOT/Avg	PF-DQ	A	TO	B	S	PTS-Avg
2019-20	16-0	65-4.1	6-8/.750	0-0/.000	3-6/.500	8-5-13/0.8	10-0	1	5	2	2	15-0.9
2020-21	7-0	22-3.1	2-3/.667	0-0/.000	4-8/.500	0-3-3/0.4	5-0	0	1	1	0	8-1.1
Total	23-0	87-3.8	8-11/.727	0-0/.000	7-14/.500	8-8-16/0.7	15-0	1	6	3	2	23-1.0



33 COLEMAN HAWKINS

FRESHMAN // FORWARD // 6-10 // 215
SACRAMENTO, CALIF. // PROLIFIC PREP

2020-21 NOTES

- Has played in 21 games, averaging 6.1 minutes
- Tied season high with 5 points in win at Nebraska (2/12)
- Season-high tying 5 points with season-high 3 blocks in win over Penn State (1/19)
- Equaled season of 5 points with 3 boards in win over Purdue (1/2)
- 3 rebounds and 1 block in 5+ minutes vs. No. 2 Baylor (12/2)
- 5 points and 4 rebounds in college debut vs. North Carolina A&T (11/25)

CAREER NOTES

- Born Dec. 10, 2001
- Enrolled in the Division of General Studies (undeclared)
- Three-star recruit ranked No. 142 by Rivals and No. 156 by 247Sports
- Third-team All-State by MaxPreps
- Averaged 12.5 points, 4.5 rebounds and a team-high 6.5 assists as a senior
- Helped lead Prolific Prep to a 31-3 record and the program's first-ever Grind Session championship prior to the cancellation of Geico Nationals due to COVID-19
- Prolific Prep was ranked No. 7 nationally in final rankings by MaxPreps and No. 9 by ESPN

GAME-BY-GAME STATISTICS

Date	Opponent	G-GS	MIN	FG-A	3P-A	FT-A	REB	PF	A	TO	S	B	PTS
11-25	North Carolina A&T	1-0	13:03	1-2	0-1	3-4	2-2-4	1	2	1	0	0	5
11-26	Chicago State	1-0	9:34	0-1	0-1	0-0	0-0-0	0	1	0	0	0	0
11-27	Ohio	1-0	1:52	0-0	0-0	0-0	0-1-1	0	0	0	0	0	0
12-2	vs. Baylor	1-0	5:22	0-1	0-1	0-2	2-1-3	0	0	0	0	1	0
12-8	at Duke	1-0	9:27	0-1	0-0	0-0	0-0-0	1	0	1	0	0	0
12-12	at Missouri	1-0	4:03	0-0	0-0	0-0	0-0-0	0	1	0	0	0	0
12-15	Minnesota	1-0	11:56	0-1	0-1	2-2	0-1-1	3	1	1	0	0	2
12-20	at Rutgers	1-0	4:37	0-0	0-0	0-0	0-0-0	0	1	0	0	0	0
12-23	at Penn State	1-0	0:28	0-0	0-0	0-0	0-0-0	0	0	0	0	0	0
12-26	Indiana	DNP											
1-2	Purdue	1-0	5:18	2-2	1-1	0-1	1-1-2	0	1	0	0	1	5
1-7	at Northwestern	1-0	2:28	0-0	0-0	1-2	0-0-0	0	0	0	0	0	1
1-10	Maryland	1-0	2:11	1-1	0-0	0-0	1-0-1	0	0	0	1	0	2
1-16	Ohio State	1-0	3:37	0-0	0-0	0-0	0-0-0	1	0	1	0	0	0
1-19	Penn State	1-0	13:55	1-4	1-3	2-2	0-1-1	2	0	0	0	3	5
1-29	Iowa	DNP											
2-2	at Indiana	1-0	0:01	0-0	0-0	0-0	0-0-0	0	0	0	0	0	0
2-6	Wisconsin	1-0	3:23	0-0	0-0	0-0	0-0-0	0	0	0	0	0	0
2-12	at Nebraska	1-0	10:00	2-5	1-1	0-0	2-0-2	1	0	0	0	1	5
2-16	Northwestern	1-0	5:55	0-0	0-0	2-2	0-0-0	0	0	0	0	1	2
2-20	at Minnesota	1-0	6:34	1-3	0-2	0-0	0-0-0	0	0	0	0	0	2
2-23	at Michigan State	1-0	7:31	0-2	0-0	2-2	0-1-1	2	0	0	0	0	2
2-25	Nebraska	1-0	6:29	0-1	0-1	0-0	0-0-0	1	0	0	0	0	0
2-27	at Wisconsin												
3-2	at Michigan												
3-6	at Ohio State												
TBD	at Big Ten Tournament												

CAREER/SEASON HIGHS

PTS: 5 (four times)
last at Nebraska (2/12/21)

FG: 2 (twice)
last at Nebraska (2/12/21)

FG ATT: 5
at Nebraska (2/12/21)

3-PT: 1 (three times)
last at Nebraska (2/12/21)

3-PT ATT: 3
vs. Penn State (1/19/21)

FT: 3
vs. North Carolina A&T (11/25/20)

FT ATT: 4
vs. North Carolina A&T (11/25/20)

REB: 4
vs. North Carolina A&T (11/25/20)

AST: 2
vs. North Carolina A&T (11/25/20)


STL: 1
vs. Maryland (1/10/21)

BLK: 3
vs. Penn State (1/19/21)

MIN: 13:55
vs. Penn State (1/19/21)

CAREER STATISTICS

Year	G-GS	MIN-Avg	FGM-A/%	3PM-A/%	FTM-A/%	OR-DR-TOT/Avg	PF-DQ	A	TO	B	S	PTS-Avg
2020-21	21-0	128-6.1	8-24/.333	3-12/.250	12-17/.706	8-8-16/0.8	12-0	7	4	7	1	31-1.5



12 BRANDON LIEB

FRESHMAN // CENTER // 7-0 // 210
DEERFIELD, ILL. // DEERFIELD H.S.

2020-21 NOTES

- Has played in four games, totaling 4 points and 6 rebounds
- 2 rebounds vs. Chicago State (12/15)
- Made college debut vs. North Carolina A&T (11/25), totaling 4 points and 3 rebounds

CAREER NOTES

- Born April 19, 2002
- Majoring in business
- Third-team All-State by the Illinois Basketball Coaches Association
- Honorable mention All-Area by the *Pioneer Press*
- Averaged 13.5 points, 9.3 rebounds and 2.5 blocks as a senior
- Had 24 points and 14 boards in Deerfield's regional title win over Mundelein Carmel (3/6/20)

GAME-BY-GAME STATISTICS

Date	Opponent	G-GS	MIN	FG-A	3P-A	FT-A	REB	PF	A	TO	S	B	PTS
11-25	North Carolina A&T	1-0	5:10	1-2	0-0	2-2	2-1-3	0	0	1	0	1	4
11-26	Chicago State	1-0	3:52	0-2	0-0	0-0	1-1-2	0	1	2	0	0	0
11-27	Ohio	DNP											
12-2	vs. Baylor	DNP											
12-8	at Duke	DNP											
12-12	at Missouri	DNP											
12-15	Minnesota	1-0	1:23	0-0	0-0	0-0	0-0-0	0	0	0	0	0	0
12-20	at Rutgers	DNP											
12-23	at Penn State	DNP											
12-26	Indiana	DNP											
1-2	Purdue	DNP											
1-7	at Northwestern	DNP											
1-10	Maryland	DNP											
1-16	Ohio State	DNP											
1-19	Penn State	DNP-Inj.											
1-29	Iowa	DNP											
2-2	at Indiana	DNP											
2-6	Wisconsin	DNP											
2-12	at Nebraska	DNP											
2-16	Northwestern	DNP											
2-20	at Minnesota	1-0	0:52	0-2	0-0	0-0	1-0-1	0	0	0	0	0	0
2-23	at Michigan State	DNP											
2-25	Nebraska												
2-27	at Wisconsin												
3-2	at Michigan												
3-6	at Ohio State												
TBD	at Big Ten Tournament												

CAREER/SEASON HIGHS

PTS: 4
vs. North Carolina A&T (11/25/20)

FG: 1
vs. North Carolina A&T (11/25/20)

FG ATT: 2 (three times)
last at Minnesota (2/20/21)

3-PT: 0

3-PT ATT: 0

FT: 2
vs. North Carolina A&T (11/25/20)

FT ATT: 2
vs. North Carolina A&T (11/25/20)

REB: 3
vs. North Carolina A&T (11/25/20)

AST: 1
vs. Chicago State (11/26/20)

STL: 0

BLK: 1
vs. North Carolina A&T (11/25/20)

MIN: 5:10
vs. North Carolina A&T (11/25/20)

CAREER STATISTICS

Year	G-GS	MIN-Avg	FGM-A/%	3PM-A/%	FTM-A/%	OR-DR-TOT/Avg	PF-DQ	A	TO	B	S	PTS-Avg
2020-21	4-0	11-2.8	1-6/.167	0-0/.000	2-2/1.000	4-2-6/1.5	0-0	1	3	1	0	4-1.0



44 ADAM MILLER

FRESHMAN // GUARD // 6-3 // 180
PEORIA, ILL. // MORGAN PARK H.S.

2020-21 NOTES

- Has started all 23 games and ranks fourth on team in scoring, averaging 8.7 ppg
- Fourth-leading scorer among Big Ten freshmen
- Shooting 33.3% from three (42-126) and ranks second on team with 42 treys (1.8 avg.)
- 18 points including 16 in the first half vs. Nebraska (2/25)
- 10 points with three treys and season-high tying 2 steals in Northwestern win (2/16)
- 10 points and season-high tying 7 rebounds in win at Nebraska (2/12)
- 9 points on three treys in win over Penn State (1/19)
- 14 points and season-high 7 rebounds vs. No. 21 Ohio State (1/16)
- 14 points and made 4 three-pointers in win at Northwestern (1/7)
- 10 points in win over Purdue (1/2)
- 14 points with 4 threes in win over Minnesota (12/15)
- 9 points on 3-of-3 from 3-point range win at No. 10 Duke (12/8)
- Big Ten Co-Freshman of the Week (11/30)
- Scored in double figures in first three games
- Set Illini freshman debut scoring record with 28 points vs. North Carolina A&T (11/25), breaking the previous mark of 22 set by Brandon Paul (11/13/2009)
- Made 10-of-12 shots against NCAT, including 6-of-8 from behind the arc

CAREER NOTES

- Born Jan. 23, 2002
- Enrolled in the Division of General Studies (undeclared)
- Four-star recruit ranked No. 30 by ESPN, No. 33 by 247Sports and No. 34 by Rivals
- 2020 Illinois Mr. Basketball, becoming the 13th recipient of the state's top award to play for the Fighting Illini
- Two-time Illinois Gatorade Player of the Year
- *Champaign News-Gazette* and *Daily Southtown* Player of the Year
- Consensus first-team All-State selection, receiving accolades by the Associated Press, *Chicago Sun-Times*, *Champaign News-Gazette* and Illinois Basketball Coaches Association
- Averaged 27.4 points, 6.3 rebounds, 5.6 assists, and 2.3 steals as a senior
- Led Morgan Park to a 22-9 record and IHSA Class 3A sectional final before the remainder of the state tournament was canceled due to COVID-19
- Selected to Jordan Brand Classic, Iverson Classic and Team USA for the Nike Hoop Summit

GAME-BY-GAME STATISTICS

Date	Opponent	G-GS	MIN	FG-A	3P-A	FT-A	REB	PF	A	TO	S	B	PTS
11-25	North Carolina A&T	1-1	27:13	10-12	6-8	2-2	1-2-3	0	3	2	1	0	28
11-26	Chicago State	1-1	24:34	5-9	2-5	3-3	1-1-2	3	0	2	0	0	15
11-27	Ohio	1-1	32:53	4-11	0-4	3-5	1-1-2	1	0	2	0	0	11
12-2	vs. Baylor	1-1	30:51	2-11	0-6	0-0	0-2-2	2	1	1	0	0	4
12-8	at Duke	1-1	28:51	3-5	3-3	0-0	0-2-2	1	1	1	2	0	9
12-12	at Missouri	1-1	22:18	1-6	0-3	0-0	0-1-1	4	1	1	2	0	2
12-15	Minnesota	1-1	25:16	5-13	4-9	0-0	0-3-3	4	1	0	1	0	14
12-20	at Rutgers	1-1	20:25	0-3	0-1	0-0	0-0-0	4	1	1	0	0	0
12-23	at Penn State	1-1	18:24	2-6	1-4	0-1	0-2-2	3	1	0	1	0	5
12-26	Indiana	1-1	17:38	0-4	0-4	0-0	0-0-0	1	0	2	0	0	0
1-2	Purdue	1-1	20:14	2-6	2-6	4-7	1-2-3	3	0	0	0	0	10
1-7	at Northwestern	1-1	33:19	5-12	4-11	0-0	0-4-4	2	0	0	0	0	14
1-10	Maryland	1-1	30:38	3-6	3-5	0-0	0-1-1	1	0	3	1	0	9
1-16	Ohio State	1-1	32:15	4-9	3-8	3-3	2-5-7	2	0	0	1	0	14
1-19	Penn State	1-1	25:17	3-8	3-7	0-0	0-4-4	1	1	1	0	0	9
1-29	Iowa	1-1	17:22	0-3	0-3	0-0	0-2-2	3	1	0	0	0	0
2-2	at Indiana	1-1	31:31	1-6	1-6	1-2	0-2-2	4	0	3	0	0	4
2-6	Wisconsin	1-1	26:14	2-5	2-4	0-0	0-0-0	2	1	1	2	0	6
2-12	at Nebraska	1-1	35:30	4-10	2-7	0-0	0-7-7	4	1	0	0	1	10
2-16	Northwestern	1-1	31:17	3-11	3-9	1-2	0-3-3	4	0	2	2	0	10
2-20	at Minnesota	1-1	24:04	2-7	1-4	0-0	0-4-4	3	3	2	0	0	5
2-23	at Michigan State	1-1	16:21	0-3	0-1	2-2	0-0-0	0	1	0	0	0	2
2-25	Nebraska	1-1	28:00	8-15	2-8	0-2	1-3-4	5	0	0	0	0	18
2-27	at Wisconsin												
3-2	at Michigan												
3-6	at Ohio State												
TBD	at Big Ten Tournament												

CAREER/SEASON HIGHS

PTS: 28
vs. North Carolina A&T (11/25/20)

FG: 10
vs. North Carolina A&T (11/25/20)

FG ATT: 15
vs. Nebraska (2/25/21)

3-PT: 6
vs. North Carolina A&T (11/25/20)

3-PT ATT: 11
at Northwestern (1/7/21)

FT: 4
vs. Purdue (1/2/21)

FT ATT: 7
vs. Purdue (1/2/21)

REB: 7 (twice)
last at Nebraska (2/12/21)

AST: 3 (twice)
last at Minnesota (2/20/21)

STL: 2 (four times)
last vs. Northwestern (2/16/21)

BLK: 1
at Nebraska (2/12/21)

MIN: 35:30
at Nebraska (2/12/21)

CAREER STATISTICS

Year	G-GS	MIN-Avg	FGM-A/%	3PM-A/%	FTM-A/%	OR-DR-TOT/Avg	PF-DQ	A	TO	B	S	PTS-Avg
2020-21	23-23	600-26.1	69-181/38.1	42-126/33.3	19-29/65.5	7-51-58/2.5	57-1	17	24	1	13	199-8.7



20 DA'MONTE WILLIAMS

SENIOR // GUARD // 6-3 // 215

PEORIA, ILL. // MANUAL H.S.

2020-21 NOTES

- Averaging 5.0 points and is third on the team in rebounding at 5.4 rpg
- Started first 14 games of the season
- Shooting 54.3% from three-point range (25-46)
- Second in NCAA in 3-point percentage among players with at least 1.5 attempts per game
- Has made 34 of last 63 three-point attempts (54.0%) dating back to last year's final 9 games
- 8 points and 7 rebounds vs. Nebraska (2/25)
- 7 rebounds at Michigan State (2/23)
- 5 rebounds and season-high two blocks in win at Nebraska (2/12)
- 5 points and 9 rebounds in win over No. 19 Wisconsin (2/6)
- 6 points and 6 rebounds in win at Northwestern (1/7)
- Second double-double with 12 points and career-high tying 10 boards in win over Purdue (1/2)
- 8 points and 4 boards in win over Indiana (12/26)
- Season-high 12 points on perfect 4-4 shooting from three at No. 19 Rutgers (12/20)
- 8 rebounds and 3 assists in win over Minnesota (12/15)
- 6 points and team-high 7 rebounds vs. No. 2 Baylor (12/2)
- First career double-double vs. Ohio (11/27) with 11 points and career-high 10 boards

CAREER NOTES

- Born Nov. 2, 1998
- Majoring in sociology
- Son of Illini all-time great point guard and 2001 Big Ten Player of the Year Frank Williams

2019-20

- Started 22 of the last 23 games as a junior, averaging 2.8 points and 3.6 rebounds
- 9 points on 3-4 FG in win over No. 18 Iowa (3/8/20)
- Defended Lamar Stevens, holding him to season-low three field goals, in win at No. 9 Penn State (2/18/20)
- Seven rebounds and two blocks in win over Minnesota (1/30/20). Came up big on defense, grabbing steal at 1:13 with Illini up three, then blocking 3-point attempt at :39 up four.
- Career-high 18 points with five rebounds vs. Lindenwood (11/26/19)

2018-19

- Started 18 games as a sophomore, averaging 3.4 points and 3.5 rebounds (4th on team)
- Tied season highs with 11 points and four steals vs. Georgetown (11/13/18)
- Career-high nine rebounds vs. No. 3 Gonzaga (11/19/18)

2017-18

- Averaged 3.5 points and 2.9 rebounds as a freshman
- Made 3-pointer with 17 seconds left vs. Grand Canyon (12/30/17) that put the Illini ahead by four
- Season-high 11 points on 4-4 FG with career-high three 3-pointers vs. Purdue (1/22/18)

GAME-BY-GAME STATISTICS

Date	Opponent	G-GS	MIN	FG-A	3P-A	FT-A	REB	PF	A	TO	S	B	PTS
11-25	North Carolina A&T	1-1	25:12	2-5	2-4	0-0	1-4-5	2	7	0	2	0	6
11-26	Chicago State	1-1	23:26	2-2	1-1	0-1	3-6-9	0	2	1	0	0	5
11-27	Ohio	1-1	24:27	3-6	3-4	2-2	2-8-10	2	1	2	0	0	11
12-2	vs. Baylor	1-1	32:34	2-3	1-2	1-2	2-5-7	2	0	1	0	0	6
12-8	at Duke	1-1	20:10	4-4	2-2	0-0	0-3-3	4	1	0	2	0	10
12-12	at Missouri	1-1	27:37	1-3	1-3	0-0	0-2-2	1	2	0	1	0	3
12-15	Minnesota	1-1	28:47	1-2	0-0	0-0	1-7-8	2	3	1	1	0	2
12-20	at Rutgers	1-1	24:02	4-4	4-4	0-0	0-2-2	5-1	2	2	1	0	12
12-23	at Penn State	1-1	25:20	1-1	0-0	1-2	0-2-2	1	1	0	0	0	3
12-26	Indiana	1-1	28:50	2-3	2-3	2-2	1-3-4	1	1	1	0	0	8
1-2	Purdue	1-1	32:32	3-6	3-5	3-5	0-10-10	0	1	0	1	1	12
1-7	at Northwestern	1-1	23:25	2-5	2-4	0-0	2-4-6	1	1	2	0	0	6
1-10	Maryland	1-1	31:31	0-3	0-1	0-2	0-9-9	2	5	0	1	0	0
1-16	Ohio State	1-1	21:14	1-4	1-3	0-0	0-2-2	2	1	1	1	0	3
1-19	Penn State	1-0	20:19	0-0	0-0	3-4	0-5-5	3	2	2	2	1	3
1-29	Iowa	1-0	12:29	0-1	0-1	0-0	0-3-3	2	1	2	0	0	0
2-2	at Indiana	1-0	27:34	0-0	0-0	4-6	1-3-4	2	0	0	0	1	4
2-6	Wisconsin	1-0	22:37	2-3	1-2	0-0	2-7-9	3	0	1	1	0	5
2-12	at Nebraska	1-0	31:46	0-0	0-0	0-0	1-4-5	2	2	0	0	2	0
2-16	Northwestern	1-0	25:32	2-3	0-1	1-3	0-3-3	1	5	1	2	1	5
2-20	at Minnesota	1-0	20:23	1-2	1-2	0-0	0-2-2	2	2	0	0	0	3
2-23	at Michigan State	1-0	22:32	0-0	0-0	0-0	2-5-7	2	2	0	1	0	0
2-25	Nebraska	1-1	24:25	3-7	1-4	1-2	2-5-7	2	2	0	4	1	8
2-27	at Wisconsin												
3-2	at Michigan												
3-6	at Ohio State												
TBD	at Big Ten Tournament												

CAREER HIGHS

PTS: 18
vs. Lindenwood (11/26/19)

FG: 4 (five times)
last at Rutgers (12/20/20)

FG ATT: 9 (twice)
last at UNLV (12/9/17)

3-PT: 4
at Rutgers (12/20/20)

3-PT ATT: 5 (twice)
last vs. Purdue (1/2/21)

FT: 8 (twice)
last vs. Lindenwood (11/26/19)

FT ATT: 10 (twice)
last vs. Lindenwood (11/26/19)

REB: 10 (twice)
last vs. Purdue (1/2/21)

AST: 7
vs. North Carolina A&T (11/25/20)

STL: 4 (three times)
last vs. Nebraska (2/25/21)

BLK: 2 (six times)
last at Nebraska (2/12/21)

MIN: 33:18
at Northwestern (2/27/20)

SEASON HIGHS

PTS: 12 (twice)
last vs. Purdue (1/2/21)

FG: 4 (twice)
last at Rutgers (12/20/20)

FG ATT: 6 (twice)
last vs. Purdue (1/2/21)

3-PT: 4
at Rutgers (12/20/20)

3-PT ATT: 5
vs. Purdue (1/2/21)

FT: 4
at Indiana (2/2/21)

FT ATT: 6
at Indiana (2/2/21)

REB: 10 (twice)
last vs. Purdue (1/2/21)

AST: 7
vs. North Carolina A&T (11/25/20)

STL: 4
vs. Nebraska (2/25/21)

BLK: 2
at Nebraska (2/12/21)

MIN: 32:34
vs. Baylor (12/2/20)

CAREER STATISTICS

Year	G-GS	MIN-Avg	FGM-A%	3PM-A%	FTM-A%	OR-DR-TOT/Avg	PF-DQ	A	TO	B	S	PTS-Avg
2017-18	31-3	523-16.9	35-104/.337	9-40/.225	31-44/.705	31-58-89/2.9	43-1	33	28	4	23	110-3.5
2018-19	33-18	711-21.5	32-93/.344	13-41/.317	35-50/.700	28-89-117/3.5	66-3	41	22	8	27	112-3.4
2019-20	31-22	671-21.6	26-75/.347	13-46/.283	21-30/.700	16-97-113/3.6	42-0	41	22	11	21	86-2.8
2020-21	23-15	573-24.9	36-67/.537	25-46/.543	18-31/.581	20-104-124/5.4	44-1	44	17	7	20	115-5.0
Total	118-58	2478-21.0	129-339/.381	60-173/.347	105-155/.677	95-348-443/3.8	195-5	159	89	30	91	423-3.6



4 ZACH GRIFFITH

SENIOR // FORWARD // 6-6 // 220
FISHER, ILL. // FISHER H.S.

2020-21 NOTES

- Walkon has played in four games, totaling 2 points and 4 rebounds
- Recently returned to action after missing two-plus months with a foot injury
- Started on Senior Night vs. Nebraska (2/25)

CAREER NOTES

- Born Feb. 8, 1999
- Majoring in kinesiology
- Was a manager for the Illini during his freshman year in 2017-18 before joining the team prior to the 2018-19 season

2019-20

- Academic All-Big Ten selection
- Played in eight games as a junior, totaling six points and four rebounds
- Missed final eight games with foot injury
- Made first career field goal and had career-high two rebounds vs. Hampton (11/23/19)
- Scored first career point on a free throw vs. The Citadel (11/20/19)

2018-19

- Academic All-Big Ten selection
- Played in five games as a sophomore, totaling 15 minutes
- Made debut vs. Evansville (11/8/18), tallying an assist in season-high five minutes

GAME-BY-GAME STATISTICS

Date	Opponent	G-GS	MIN	FG-A	3P-A	FT-A	REB	PF	A	TO	S	B	PTS
11-25	North Carolina A&T	1-0	4:13	0-0	0-0	0-0	0-1-1	0	0	0	0	0	0
11-26	Chicago State	1-0	5:18	1-1	0-0	0-0	1-0-1	1	0	1	0	0	2
11-27	Ohio	1-0	1:11	0-0	0-0	0-0	0-0-0	0	0	0	0	0	0
12-2	vs. Baylor	DNP											
12-8	at Duke	DNP-Inj.											
12-12	at Missouri	DNP-Inj.											
12-15	Minnesota	DNP-Inj.											
12-20	at Rutgers	DNP-Inj.											
12-23	at Penn State	DNP-Inj.											
12-26	Indiana	DNP-Inj.											
1-2	Purdue	DNP-Inj.											
1-7	at Northwestern	DNP-Inj.											
1-10	Maryland	DNP-Inj.											
1-16	Ohio State	DNP-Inj.											
1-19	Penn State	DNP-Inj.											
1-29	Iowa	DNP-Inj.											
2-2	at Indiana	DNP-Inj.											
2-6	Wisconsin	DNP-Inj.											
2-12	at Nebraska	DNP-Inj.											
2-16	Northwestern	DNP											
2-20	at Minnesota	DNP											
2-23	at Michigan State	DNP											
2-25	Nebraska	1-1	5:28	0-0	0-0	0-0	0-2-2	0	0	0	0	0	0
2-27	at Wisconsin												
3-2	at Michigan												
3-6	at Ohio State												
TBD	at Big Ten Tournament												

CAREER HIGHS

PTS: 2 (three times)
last vs. Chicago State (11/26/20)

FG: 1 (three times)
last vs. Chicago State (11/26/20)

FG ATT: 2 (twice)
last vs. Hampton (11/23/19)

3-PT: 0

3-PT ATT: 0

FT: 1 (twice)
last vs. North Carolina A&T (12/29/19)

FT ATT: 2 (twice)
last vs. North Carolina A&T (12/29/19)

REB: 2 (twice)
last vs. Nebraska (2/25/21)

AST: 1 (twice)
last vs. Hampton (11/23/19)

STL: 0

BLK: 0

MIN: 6:38
vs. Lindenwood (11/26/19)

SEASON HIGHS

PTS: 2
vs. Chicago State (11/26/20)

FG: 1
vs. Chicago State (11/26/20)

FG ATT: 1
vs. Chicago State (11/26/20)

3-PT: 0

3-PT ATT: 0

FT: 0

FT ATT: 0

REB: 1 (twice)
last vs. Chicago State (11/26/20)

AST: 0

STL: 0

BLK: 0

MIN: 5:28
vs. Nebraska (2/25/21)

CAREER STATISTICS

Year	G-GS	MIN-Avg	FGM-A/%	3PM-A/%	FTM-A/%	OR-DR-TOT/Avg	PF-DQ	A	TO	B	S	PTS-Avg
2018-19	5-0	15-3.0	0-3/.000	0-0/.000	0-0/.000	0-3-3/0.6	0-0	1	0	0	0	0-0.0
2019-20	8-0	19-2.4	2-3/.667	0-0/.000	2-4/.500	2-2-4/0.5	0-0	1	0	0	0	6-0.8
2020-21	4-1	15-3.8	1-1/1.000	0-0/.000	0-0/.000	1-3-4/1.0	1-0	0	1	0	0	2-0.5
Total	17-1	49-2.9	3-7/.429	0-0/.000	2-4/.500	3-8-11/0.6	1-0	2	1	0	0	8-0.5



10 EDGAR PADILLA JR.

FRESHMAN // GUARD // 6-1 // 165

CAROLINA, PUERTO RICO // SAN IGNACIO DE LOYOLA

2020-21 NOTES

- Walkon has played in five games on the season

CAREER NOTES

- Born March 6, 2002
- Enrolled in the College of Liberal Arts and Sciences (general curriculum)
- Father, Edgar, played at UMass from 1994-97, starting at guard in the 1996 Final Four
- Averaged 20.1 points, 5.1 rebounds and 6.4 assists as a senior before end of season was canceled due to COVID-19
- Member of Puerto Rico team that finished second at the 2019 FIBA U17 Centrobasket Championships

GAME-BY-GAME STATISTICS

Date	Opponent	G-GS	MIN	FG-A	3P-A	FT-A	REB	PF	A	TO	S	B	PTS
11-25	North Carolina A&T	1-0	3:04	0-0	0-0	0-0	0-0-0	0	0	0	0	0	0
11-26	Chicago State	1-0	2:16	0-0	0-0	0-0	0-0-0	0	0	0	0	0	0
11-27	Ohio	DNP											
12-2	vs. Baylor	DNP											
12-8	at Duke	DNP											
12-12	at Missouri	DNP											
12-15	Minnesota	1-0	1:23	0-0	0-0	0-0	0-0-0	0	0	0	0	0	0
12-20	at Rutgers	DNP											
12-23	at Penn State	DNP											
12-26	Indiana	DNP											
1-2	Purdue	DNP											
1-7	at Northwestern	DNP											
1-10	Maryland	DNP											
1-16	Ohio State	DNP											
1-19	Penn State	1-0	0:37	0-1	0-1	0-0	0-0-0	0	0	0	0	0	0
1-29	Iowa	DNP											
2-2	at Indiana	DNP											
2-6	Wisconsin	DNP											
2-12	at Nebraska	DNP											
2-16	Northwestern	DNP											
2-20	at Minnesota	DNP											
2-23	at Michigan State	DNP											
2-25	Nebraska	DNP	1:31	0-0	0-0	0-0	0-0-0	0	0	0	0	0	0
2-27	at Wisconsin												
3-2	at Michigan												
3-6	at Ohio State												
TBD	at Big Ten Tournament												

CAREER/SEASON HIGHS

PTS: 0

FG: 0

FG ATT: 1
vs. Penn State (1/19/21)

3-PT: 0

3-PT ATT: 1
vs. Penn State (1/19/21)

FT: 0

FT ATT: 0

REB: 0

AST: 0

STL: 0

BLK: 0

MIN: 3:04
vs. North Carolina A&T (11/25/20)

CAREER STATISTICS

Year	G-GS	MIN-Avg	FGM-A/%	3PM-A/%	FTM-A/%	OR-DR-TOT/Avg	PF-DQ	A	TO	B	S	PTS-Avg
2020-21	5-0	8-1.6	0-1/.000	0-1/.000	0-0/.000	0-0-0/0.0	0-0	0	0	0	0	0-0.0



2 CONNOR SERVEN

FRESHMAN // FORWARD // 6-9 // 215

BUSHNELL, ILL. // ST. RITA H.S.

2020-21 NOTES

- Walkon has played in five games on the season
- Made debut vs. North Carolina A&T (11/25), recording first career basket and rebound

CAREER NOTES

- Born May 17, 2002
- Majoring in agricultural and consumer economics
- Averaged 8.3 points, 7.0 rebounds and 2.4 assists as a senior
- Named Chicago Catholic League honorable mention all-conference
- Helped lead St. Rita to first place in the CCL White division with an 11-4 conference record and perfect 7-0 mark versus division foes

GAME-BY-GAME STATISTICS

Date	Opponent	G-GS	MIN	FG-A	3P-A	FT-A	REB	PF	A	TO	S	B	PTS
11-25	North Carolina A&T	1-0	3:04	1-1	0-0	0-0	0-1-1	0	0	0	0	0	2
11-26	Chicago State	1-0	2:51	0-0	0-0	0-0	0-0-0	0	0	1	0	0	0
11-27	Ohio	DNP											
12-2	vs. Baylor	DNP											
12-8	at Duke	DNP											
12-12	at Missouri	DNP											
12-15	Minnesota	1-0	1:18	0-0	0-0	0-0	0-0-0	1	0	0	0	0	0
12-20	at Rutgers	DNP											
12-23	at Penn State	DNP											
12-26	Indiana	DNP-Inj.											
1-2	Purdue	DNP											
1-7	at Northwestern	DNP											
1-10	Maryland	DNP											
1-16	Ohio State	DNP											
1-19	Penn State	DNP											
1-29	Iowa	DNP											
2-2	at Indiana	DNP											
2-6	Wisconsin	DNP											
2-12	at Nebraska	DNP											
2-16	Northwestern	DNP											
2-20	at Minnesota	1-0	2:07	0-0	0-0	0-0	0-0-0	0	0	0	0	0	0
2-23	at Michigan State	DNP											
2-25	Nebraska	1-0	0:54	0-0	0-0	0-0	0-0-0	1	0	0	0	0	0
2-27	at Wisconsin												
3-2	at Michigan												
3-6	at Ohio State												
TBD	at Big Ten Tournament												

CAREER/SEASON HIGHS

PTS: 2
vs. North Carolina A&T (11/25/20)

FG: 1
vs. North Carolina A&T (11/25/20)

FG ATT: 1
vs. North Carolina A&T (11/25/20)

3-PT: 0

3-PT ATT: 0

FT: 0

FT ATT: 0

REB: 1
vs. North Carolina A&T (11/25/20)

AST: 0

STL: 0

BLK: 0

MIN: 3:04
vs. North Carolina A&T (11/25/20)

CAREER STATISTICS

Year	G-GS	MIN-Avg	FGM-A/%	3PM-A/%	FTM-A/%	OR-DR-TOT/Avg	PF-DQ	A	TO	B	S	PTS-Avg
2020-21	5-0	10-2.0	1-1/1.000	0-0/0.000	0-0/0.000	0-1-1/0.2	2-0	0	1	0	0	2-0.4



32 TYLER UNDERWOOD

GRADUATE STUDENT // GUARD // 6-2 // 180

CHAMPAIGN, ILL. // NACOGDOCHES (TEXAS) H.S. // OKLAHOMA STATE

2020-21 NOTES

- Has played in four games on the season after making debut Jan. 7 at Northwestern
- Missed first 11 games while recovering following shoulder surgery

CAREER NOTES

- Born Aug. 22, 1996
 - Enrolled in the Gies College of Business master's degree program in management
 - Earned master's degree in recreation, sport and tourism in 2020
 - Earned bachelor's degree in sociology in 2019
- ### 2019-20
- Academic All-Big Ten selection
 - Played in 15 games as a junior, totaling nine points, three rebounds and five assists
 - Made first career start in win over No. 18 Iowa (3/8/20), totaling two assists
 - Career-high six points vs. Hampton (11/23/19)
- ### 2018-19
- Played in 18 games as a sophomore, totaling 3 points, 10 rebounds, 5 assists and 4 steals
- ### 2017-18
- Sat out the season per NCAA transfer rules
- ### 2016-17
- Appeared in 11 games as a redshirt freshman at Oklahoma State, totaling seven points
- ### 2015-16
- Redshirted the season at Stephen F. Austin

GAME-BY-GAME STATISTICS

Date	Opponent	G-GS	MIN	FG-A	3P-A	FT-A	REB	PF	A	TO	S	B	PTS
11-25	North Carolina A&T	DNP-Inj.											
11-26	Chicago State	DNP-Inj.											
11-27	Ohio	DNP-Inj.											
12-2	vs. Baylor	DNP-Inj.											
12-8	at Duke	DNP-Inj.											
12-12	at Missouri	DNP-Inj.											
12-15	Minnesota	DNP-Inj.											
12-20	at Rutgers	DNP-Inj.											
12-23	at Penn State	DNP-Inj.											
12-26	Indiana	DNP-Inj.											
1-2	Purdue	DNP-Inj.											
1-7	at Northwestern	1-0	1:43	0-0	0-0	0-0	0-0-0	0	0	0	0	0	0
1-10	Maryland	DNP											
1-16	Ohio State	DNP											
1-19	Penn State	1-0	1:15	0-0	0-0	0-0	0-0-0	1	0	0	0	0	0
1-29	Iowa	DNP											
2-2	at Indiana	DNP											
2-6	Wisconsin	DNP											
2-12	at Nebraska	DNP											
2-16	Northwestern	DNP											
2-20	at Minnesota	1-0	3:45	0-0	0-0	0-0	0-0-0	0	0	0	0	0	0
2-23	at Michigan State	DNP											
2-25	Nebraska	1-0	2:29	1-1	0-0	0-0	0-0-0	0	0	0	0	0	2
2-27	at Wisconsin												
3-2	at Michigan												
3-6	at Ohio State												
TBD	at Big Ten Tournament												

CAREER HIGHS

PTS: 6
vs. Hampton (11/23/19)

FG: 1 (three times)
last vs. Lindenwood (11/26/19)

FG ATT: 3 (twice)
last vs. Lindenwood (11/26/19)

3-PT: 1 (three times)
last vs. Lindenwood (11/26/19)

3-PT ATT: 2 (three times)
last vs. Lindenwood (11/26/19)

FT: 3
vs. Hampton (11/23/19)

FT ATT: 4
vs. Hampton (11/23/19)

REB: 3
vs. Lindenwood (11/26/19)

AST: 2 (twice)
last vs. Iowa (3/8/20)

STL: 1 (four times)
last vs. East Tennessee St. (12/15/18)

BLK: 0

MIN: 13:08
vs. Lindenwood (11/26/19)

SEASON HIGHS

PTS: 0

FG: 0

FG ATT: 0

3-PT: 0

3-PT ATT: 0

FT: 0

FT ATT: 0

REB: 0

AST: 0

STL: 0

BLK: 0

MIN: 3:45
at Minnesota (2/20/21)

CAREER STATISTICS AT OKLAHOMA STATE

Year	G-GS	MIN-Avg	FGM-A/%	3PM-A/%	FTM-A/%	OR-DR-TOT/Avg	PF-DQ	A	TO	B	S	PTS-Avg
2016-17	11-0	30-2.7	2-4/.500	2-4/.500	1-2/.500	0-2-2/0.2	2-0	1	4	1	2	7-0.6

CAREER STATISTICS AT ILLINOIS

Year	G-GS	MIN-Avg	FGM-A/%	3PM-A/%	FTM-A/%	OR-DR-TOT/Avg	PF-DQ	A	TO	B	S	PTS-Avg
2018-19	18-0	68-3.8	1-8/.125	1-6/.167	0-0/.000	0-10-10/0.6	6-0	5	3	0	4	3-0.2
2019-20	15-1	48-3.2	2-9/.222	2-6/.333	3-5/.600	0-3-3/0.2	4-0	5	1	0	0	9-0.6
2020-21	4-0	9-2.3	1-1/.000	0-0/.000	0-0/.000	0-0-0/0.0	1-0	0	0	0	0	2-0.5
Total	37-1	125-3.4	4-18/.222	3-12/.250	3-5/.600	0-13-13/0.4	11-0	10	4	0	4	14-0.4



22 AUSTIN HUTCHERSON

REDSHIRT JUNIOR // GUARD // 6-6 // 180

NEW YORK, N.Y. // THE HUN SCHOOL (N.J.) // WESLEYAN

2020-21 NOTES

- Out for the season with a back injury

CAREER NOTES

- Born April 7, 1998 in Boston
- Majoring in psychology

2019-20

- Sat out the season at Illinois after transferring from Wesleyan

2018-19

- First-team all-league in the New England Small College Athletic Conference (NESCAC)
- Led the NESCAC in scoring, 3-pointers and free throw percentage
- Averaged 20.0 points, 5.6 rebounds and 3.2 assists on the season
- Shot 39.2% from 3-point range (65-166) and 88.5% from the free throw line (85-96)
- Scored career-high 37 points vs. Bowdoin (2/9/19), making 13-of-16 from the field, including 5-of-7 from three and all six free throw attempts
- Made career-high nine treys at Bates (1/25/19)

2017-18

- 2018 NESCAC Rookie of the Year
- Averaged 12.0 points, 3.7 assists, 2.6 assists and 1.2 steals and shot 44.3% from three
- Scored season-high 33 points on 13-17 shooting, including 7-9 on threes, in win over Southern Vermont (3/2/18) that marked Wesleyan's first-ever NCAA Tournament victory

GAME-BY-GAME STATISTICS

Date	Opponent	G-GS	MIN	FG-A	3P-A	FT-A	REB	PF	A	TO	S	B	PTS
11-25	North Carolina A&T	DNP-Inj.											
11-26	Chicago State	DNP-Inj.											
11-27	Ohio	DNP-Inj.											
12-2	vs. Baylor	DNP-Inj.											
12-8	at Duke	DNP-Inj.											
12-12	at Missouri	DNP-Inj.											
12-15	Minnesota	DNP-Inj.											
12-20	at Rutgers	DNP-Inj.											
12-23	at Penn State	DNP-Inj.											
12-26	Indiana	DNP-Inj.											
1-2	Purdue	DNP-Inj.											
1-7	at Northwestern	DNP-Inj.											
1-10	Maryland	DNP-Inj.											
1-16	Ohio State	DNP-Inj.											
1-19	Penn State	DNP-Inj.											
1-29	Iowa	DNP-Inj.											
2-2	at Indiana	DNP-Inj.											
2-6	Wisconsin	DNP-Inj.											
2-12	at Nebraska	DNP-Inj.											
2-16	Northwestern	DNP-Inj.											
2-20	at Minnesota	DNP-Inj.											
2-23	at Michigan State	DNP-Inj.											
2-25	Nebraska												
2-27	at Wisconsin												
3-2	at Michigan												
3-6	at Ohio State												
TBD	at Big Ten Tournament												

CAREER HIGHS

PTS: 37
vs. Bowdoin (2/9/19)

FG: 13 (three times)
last vs. Bowdoin (2/9/19)

FG ATT: 22 (three times)
last vs. Colby (2/8/19)

3-PT: 9
at Bates (1/25/19)

3-PT ATT: 14
at Bates (1/25/19)

FT: 9
vs. Hamilton (1/11/19)

FT ATT: 11
at Tufts (1/26/19)

REB: 10 (twice)
last vs. Purchase State (1/21/19)

AST: 8 (twice)
last at Bowdoin (2/10/19)

STL: 4 (twice)
last vs. Brandeis (12/9/17)

BLK: 3
at Johnson & Wales (1/18/18)

MIN: 39 (twice)
last vs. Williams (12/1/18)

SEASON HIGHS

PTS:

FG:

FG ATT:

3-PT:

3-PT ATT:

FT:

FT ATT:

REB:

AST:

STL:

BLK:

MIN:

CAREER STATISTICS AT WESLEYAN

Year	G-GS	MIN-Avg	FGM-A/%	3PM-A/%	FTM-A/%	OR-DR-TOT/Avg	PF-DQ	A	TO	B	S	PTS-Avg
2017-18	29-26	813-28.0	118-282/.418	54-122/.443	57-69/.826	13-93-106/3.7	44-0	79	61	23	35	347-12.0
2018-19	25-25	879-35.2	175-394/.444	65-166/.392	85-96/.885	17-123-140/5.6	51-0	79	83	18	23	500-20.0
TOTAL	54-51	1692-31.3	293-676/.433	119-288/.413	142-165/.861	30-216-246/4.6	95-0	158	144	41	58	847-15.7

CAREER STATISTICS AT ILLINOIS

Year	G-GS	MIN-Avg	FGM-A/%	3PM-A/%	FTM-A/%	OR-DR-TOT/Avg	PF-DQ	A	TO	B	S	PTS-Avg
2020-21	0-0	0-0.0	0-0/.000	0-0/.000	0-0/.000	0-0-0/0.0	0-0	0	0	0	0	0-0.0

2020-21 RESULTS / ATTENDANCE

<u>DATE</u>	<u>OPPONENT</u>	<u>SCORE</u>	<u>ATTENDANCE</u>	<u>HIGH POINTS</u>	<u>HIGH REBOUNDS</u>
Nov. 25	North Carolina A&T	W, 122-60	132	28 – Dosunmu, Miller	10 – Cockburn, Dosunmu
Nov. 26	Chicago State	W, 97-38	143	22 – Dosunmu	11 – Cockburn
Nov. 27	Ohio	W, 77-75	155	27 – Dosunmu	14 – Cockburn
Dec. 2	vs. #2 Baylor	L, 69-82	N/A	18 – Dosunmu	7 – Williams
Dec. 5	UT Martin	<i>canceled</i>			
Dec. 8	at #10 Duke	W, 83-68	N/A	18 – Dosunmu	12 – Dosunmu
Dec. 12	at Missouri	L, 78-81	578	36 – Dosunmu	6 – Cockburn
Dec. 15	Minnesota	W, 92-65	173	33 – Cockburn	13 – Cockburn
Dec. 20	at #19 Rutgers	L, 88-91	N/A	22 – Dosunmu	12 – Cockburn
Dec. 23	at Penn State	W, 98-81	156	30 – Dosunmu	7 – Grandison
Dec. 26	Indiana	W, 69-60	178	30 – Dosunmu	15 – Cockburn
Jan. 2	Purdue	W, 66-58	167	14 – Cockburn	10 – Cockburn, Williams
Jan. 7	at Northwestern	W, 81-56	N/A	18 – Cockburn	12 – Cockburn
Jan. 10	Maryland	L, 63-66	169	23 – Dosunmu	10 – Cockburn
Jan. 16	#21 Ohio State	L, 81-87	175	22 – Dosunmu	11 – Cockburn
Jan. 19	Penn State	W, 79-65	148	21 – Cockburn	12 – Cockburn
Jan. 29	#7 Iowa	W, 80-75	190	25 – Dosunmu	10 – Cockburn, Grandison
Feb. 2	at Indiana	W, 75-71 (OT)	N/A	19 – Frazier	10 – Cockburn
Feb. 6	#19 Wisconsin	W, 75-60	180	23 – Cockburn	14 – Cockburn
Feb. 12	at Nebraska	W, 77-72 (OT)	N/A	31 – Dosunmu	13 – Cockburn
Feb. 16	Northwestern	W, 73-66	162	17 – Cockburn	10 – Cockburn
Feb. 20	at Minnesota	W, 94-63	56	22 – Cockburn	10 – Dosunmu
Feb. 23	at Michigan State	L, 72-81	N/A	22 – Frazier	9 – Dosunmu
Feb. 25	Nebraska	W, 86-70	192	24 – Cockburn	12 – Curbelo
Feb. 27	at #23 Wisconsin				
March 2	at Michigan				
March 6	at Ohio State				

GAME-BY-GAME TEAM STATISTICS

	GAME	FGM-A/%	3PM-A/%	FTM-A/%	OR-DR—TOT	PF	A	TO	S	B	PTS (1st-2nd-OT)
Nov. 25	Illinois	44-75/.587	17-31/.548	17-24/.708	20-42-62	18	31	15	5	4	122 (58-64)
	North Carolina A&T	22-64/.344	5-19/.263	11-21/.524	5-13-18	21	10	12	9	0	60 (19-41)
Nov. 26	Illinois	36-60/.600	7-18/.389	18-24/.750	16-39-55	14	16	18	6	3	97 (47-50)
	Chicago State	15-54/.278	4-24/.167	4-10/.400	1-9-10	22	6	16	9	1	38 (17-21)
Nov. 27	Illinois	28-58/.483	6-15/.400	15-24/.625	12-33-45	14	14	16	3	1	77 (35-42)
	Ohio	31-65/.477	9-19/.474	4-9/.444	3-22-25	18	16	7	10	3	75 (34-41)
Dec. 2	Illinois	26-59/.441	7-18/.389	10-16/.625	11-24-35	20	16	12	3	4	69 (30-39)
	vs. Baylor	30-66/.455	7-18/.389	15-24/.625	16-22-38	16	14	7	7	4	82 (31-51)
Dec. 8	Illinois	29-50/.580	7-11/.636	18-24/.750	4-33-37	20	13	18	7	5	83 (43-40)
	at Duke	27-67/.403	5-22/.227	9-16/.563	12-21-33	19	14	12	8	5	68 (29-39)
Dec. 12	Illinois	29-55/.527	3-13/.231	17-28/.607	6-20-26	25	10	13	9	2	78 (41-37)
	at Missouri	25-53/.472	5-21/.238	26-31/.839	9-26-35	27	9	18	4	2	81 (49-32)
Dec. 15	Illinois	34-64/.531	7-19/.368	17-25/.680	10- 43 -53	27	21	14	2	2	92 (40-52)
	Minnesota	19-69/.275	7-28/.250	20-32/.625	11-24-35	19	10	9	7	6	65 (29-36)
Dec. 20	Illinois	34-63/.540	9-15/.600	11-15/.733	10-24-34	26	20	13	4	0	88 (41-47)
	at Rutgers	29-62/.468	8-20/.400	25-36/.694	15-20-35	17	12	9	8	8	91 (37-54)
Dec. 23	Illinois	35-63/.556	5-16/.313	23-28/.821	14-22-36	15	20	10	5	2	98 (43-55)
	at Penn State	35-65/.538	7-23/.304	4-7/.571	8-17-25	23	15	12	6	5	81 (43-38)
Dec. 26	Illinois	24-54/.444	7-20/.350	14-18/.778	8-32-40	9	15	11	5	2	69 (29-40)
	Indiana	23-58/.397	7-18/.389	7-9/.778	3-25-28	16	9	8	6	4	60 (27-33)
Jan. 2	Illinois	25-52/.481	7-20/.350	9-22/.409	6-33-39	15	17	12	6	6	66 (33-33)
	Purdue	25-56/.393	7-16/.438	7-12/.583	6-27-33	20	11	14	3	4	58 (23-35)
Jan. 7	Illinois	27-55/.491	11-27/.407	16-21/.762	10-31-41	17	19	15	4	4	81 (28-53)
	at Northwestern	18-55/.327	6-20/.300	14-18/.778	7-22-29	16	13	13	10	0	56 (43-13)
Jan. 10	Illinois	25-61/.410	5-15/.333	8-12/.667	13-27-40	13	15	9	7	2	63 (34-29)
	Maryland	22-55/.400	8-20/.400	14-17/.824	9-24-33	13	8	10	2	7	66 (32-34)
Jan. 16	Illinois	29-60/.483	9-26/.346	14-20/.700	10-19-29	20	15	10	6	1	81 (28-53)
	Ohio State	29-54/.537	11-21/.524	18-23/.783	7-21-28	20	12	14	6	1	87 (43-44)
Jan. 19	Illinois	25-67/.456	7-23/.304	20-28/.714	8-27-35	21	18	15	7	8	79 (42-37)
	Penn State	21-62/.339	7-18/.389	16-21/.762	16-24-40	26	8	16	10	0	65 (28-37)
Jan. 29	Illinois	29-58/.500	8-19/.421	14-17/.824	10-29-39	14	15	14	6	1	80 (43-37)
	Iowa	31-72/.431	10-25/.400	3-6/.500	13-20-33	15	17	8	4	4	75 (41-34)
Feb. 2	Illinois	22-57/.386	7-19/.368	24-32/.750	11-26-37	26	10	10	7	3	75 (34-34-7)
	at Indiana	22-54/.407	4-8/.500	23-34/.676	11-27-38	28	12	15	6	4	71 (41-27-3)
Feb. 6	Illinois	28-53/.528	5-16/.313	14-21/.667	11-35-46	10	16	18	8	1	75 (36-39)
	Wisconsin	25-60/.417	4-24/.167	6-11/.545	2-17-19	16	6	11	10	4	60 (23-37)
Feb. 12	Illinois	28-58/.483	7-21/.333	14-22/.636	9-30-39	19	15	13	6	8	77 (33-33-11)
	at Nebraska	24-65/.369	7-20/.350	17-25/.680	15-25-40	20	12	13	7	5	72 (34-32-6)
Feb. 16	Illinois	27-52/.519	8-21/.381	11-22/.500	8-26-34	16	16	15	5	2	73 (38-35)
	Northwestern	27-64/.422	6-25/.240	6-8/.750	7-25-32	22	4	12	6	1	66 (26-40)
Feb. 20	Illinois	37-66/.561	7-14/.500	13-15/. 867	9-28-37	13	27	10	9	2	94 (48-46)
	at Minnesota	22-54/.407	8-16/.500	11-15/.733	6-21-27	15	16	18	2	9	63 (33-30)
Feb. 23	Illinois	24-60/.400	5-17/.294	19- 34 /.559	16-24-40	19	14	11	4	2	72 (26-36)
	at Michigan State	32-59/.542	4-8/.500	13-20/.650	8-27-35	24	18	8	7	9	81 (36-45)
Feb. 25	Illinois	30-62/.484	4-23/.174	22-29/.759	12-31-43	20	8	15	8	2	86 (36-50)
	Nebraska	27-61/.407	5-21/.238	11-16/.688	5-24-29	25	13	17	4	2	70 (28-42)
Feb. 27	Illinois										
	at Wisconsin										
March 2	Illinois										
	at Michigan										
March 6	Illinois										
	at Ohio State										

TEAM SUPERLATIVES

ILLINOIS

POINTS	122 vs. North Carolina A&T (11/25/20)	63 vs. Maryland (1/10/21)
FIRST-HALF POINTS	58 vs. North Carolina A&T (11/25/20)	26 at Michigan State (2/23/21)
SECOND-HALF POINTS	64 vs. North Carolina A&T (11/25/20)	29 vs. Maryland (1/10/21)
OVERTIME POINTS	11 at Nebraska (2/12/21)	7 at Indiana (2/2/21)
WINNING MARGIN	62 (122-60) vs. North Carolina A&T (11/25/20)	2 (77-75) vs. Ohio (11/27/20)
FIELD GOALS	44 vs. North Carolina A&T (11/25/20)	22 at Indiana (2/2/21)
FIELD GOAL ATTEMPTS	75 vs. North Carolina A&T (11/25/20)	50 at Duke (12/8/20)
FIELD GOAL PERCENTAGE	.600 (36-60) vs. Chicago State (11/26/20)	.386 (22-57) at Indiana (2/2/21)
3-POINT FIELD GOALS	17 vs. North Carolina A&T (11/25/20)	3 at Missouri (12/12/20)
3-POINT FIELD GOAL ATTEMPTS	31 vs. North Carolina A&T (11/25/20)	11 at Duke (12/8/20)
3-POINT FIELD GOAL PERCENTAGE	.636 (7-11) at Duke (12/8/20)	.174 (4-23) vs. Nebraska (2/25/21)
FREE THROWS	24 at Indiana (2/2/21)	8 vs. Maryland (1/10/21)
FREE THROW ATTEMPTS	34 at Michigan State (2/23/21)	12 vs. Maryland (1/10/21)
FREE THROW PERCENTAGE	.867 (13-15) at Minnesota (2/20/21)	.409 (9-22) vs. Purdue (1/2/21)
REBOUNDS	62 vs. North Carolina A&T (11/25/20)	26 at Missouri (12/12/20)
OFFENSIVE REBOUNDS	20 vs. North Carolina A&T (11/25/20)	4 at Duke (12/8/20)
DEFENSIVE REBOUNDS	43 vs. Minnesota (12/15/20)	19 vs. Ohio State (1/16/21)
PERSONAL FOULS	27 vs. Minnesota (12/15/20)	9 vs. Indiana (12/26/20)
ASSISTS	31 vs. North Carolina A&T (11/25/20)	10, twice; last at Indiana (2/2/21)
TURNOVERS	18, three times; last vs. Wisconsin (2/6/21)	9 vs. Maryland (1/10/21)
STEALS	9, twice; last at Minnesota (2/20/21)	2 vs. Minnesota (12/15/20)
BLOCKED SHOTS	8, twice; last at Nebraska (2/12/21)	0 at Rutgers (12/20/20)
LARGEST LEAD	66 (121-55) vs. North Carolina A&T (11/25/20)	
LARGEST DEFICIT	19 (37-56) at Michigan State (2/23/21)	
LARGEST DEFICIT OVERCOME IN A WIN	16 (27-43) at Northwestern (1/7/21)	
LARGEST LEAD RELINQUISHED IN A LOSS	11 (26-15) at Rutgers (12/20/20)	
LARGEST HALFTIME LEAD	39 (58-19) vs. North Carolina A&T (11/25/20)	
LARGEST HALFTIME DEFICIT	15 (28-43), twice; last vs. Ohio State (1/16/21)	
LARGEST HALFTIME DEFICIT OVERCOME IN A WIN	15 (28-43) at Northwestern (1/7/21)	
LARGEST HALFTIME LEAD RELINQUISHED IN A LOSS	4 (41-37) at Rutgers (12/20/20)	

OPPONENTS

POINTS	91, Rutgers (12/20/20)	38, Chicago State (11/26/20)
FIRST-HALF POINTS	49, Missouri (12/12/20)	17, Chicago State (11/26/20)
SECOND-HALF POINTS	54, Rutgers (12/20/20)	13, Northwestern (1/7/21)
OVERTIME POINTS	6, Nebraska (2/12/21)	3, Indiana (2/2/21)
WINNING MARGIN	13 (82-69), Baylor (12/2/20)	3, three times; last (66-63), Maryland (1/10/21)
FIELD GOALS	35, Penn State (12/23/20)	15, Chicago State (11/26/20)
FIELD GOAL ATTEMPTS	72, Iowa (1/29/21)	53, Missouri (12/12/20)
FIELD GOAL PERCENTAGE	.542 (32-59), Michigan State (2/23/21)	.275 (19-69), Minnesota (12/15/20)
3-POINT FIELD GOALS	11, Ohio State (1/16/21)	4, four times; last, Michigan State (2/23/21)
3-POINT FIELD GOAL ATTEMPTS	28, Minnesota (12/15/20)	8, twice; last, Michigan State (2/23/21)
3-POINT FIELD GOAL PERCENTAGE	.524 (11-21), Ohio State (1/16/21)	.167 (4-24), twice; last, Wisconsin (2/6/21)
FREE THROWS	26, Missouri (12/12/20)	3, Iowa (1/29/21)
FREE THROW ATTEMPTS	36, Rutgers (12/20/20)	6, Iowa (1/29/21)
FREE THROW PERCENTAGE	.839 (26-31), Missouri (12/12/20)	.400 (4-10), Ohio (11/27/20)
REBOUNDS	40, twice; last, Nebraska (2/12/21)	10, Chicago State (11/26/20)
OFFENSIVE REBOUNDS	16, twice; last, Penn State (1/19/21)	1, Chicago State (11/26/20)
DEFENSIVE REBOUNDS	27, three times; last, Michigan State (2/23/21)	9, Chicago State (11/26/20)
PERSONAL FOULS	28, Indiana (2/2/21)	13, Maryland (1/10/21)
ASSISTS	18, Michigan State (2/23/21)	4, Northwestern (2/16/21)
TURNOVERS	18, twice; last, Minnesota (2/20/21)	7, twice; last, Baylor (12/2/20)
STEALS	10, four times; last, Wisconsin (2/6/21)	2, twice; last, Minnesota (2/20/21)
BLOCKED SHOTS	9, twice; last, Michigan State (2/23/21)	0, three times, last, Penn State (1/19/21)

INDIVIDUAL SUPERLATIVES

ILLINOIS HIGHS

POINTS	36, Ayo Dosunmu at Missouri (12/12/20)
FIELD GOALS	13, Ayo Dosunmu at Missouri (12/12/20)
FIELD GOAL ATTEMPTS	23, Ayo Dosunmu vs. Maryland (1/10/21)
	23, Ayo Dosunmu at Nebraska (2/12/21)
FIELD GOAL PERCENTAGE (MIN. 6 ATT.)	1.000 (7-7), Kofi Cockburn vs. Ohio State (1/16/21)
3-POINT FIELD GOALS	6, Adam Miller vs. North Carolina A&T (11/25/20)
3-POINT FIELD GOAL ATTEMPTS	11, Adam Miller at Northwestern (1/7/21)
3-POINT FIELD GOAL PERCENTAGE (MIN. 4 ATT.)	1.000 (4-4), Da'Monte Williams at Rutgers (12/20/20)
FREE THROWS	10, Ayo Dosunmu at Penn State (12/23/20)
FREE THROW ATTEMPTS	15, Kofi Cockburn vs. Minnesota (12/15/20)
FREE THROW PERCENTAGE (MIN. 6 ATT.)	1.000 (9-9), Andre Curbelo at Penn State (12/23/20)
	1.000 (6-6), Ayo Dosunmu at Duke (12/8/20)
	1.000 (6-6), Ayo Dosunmu at Indiana (2/2/21)
REBOUNDS	15, Kofi Cockburn vs. Indiana (12/26/20)
OFFENSIVE REBOUNDS	6, Kofi Cockburn vs. Ohio State (1/16/21)
	6, Kofi Cockburn vs. Northwestern (2/16/21)
DEFENSIVE REBOUNDS	12, Kofi Cockburn vs. Ohio (11/27/20)
	12, Ayo Dosunmu at Duke (12/8/20)
ASSISTS	12, Ayo Dosunmu vs. Wisconsin (2/6/21)
TURNOVERS	7, Ayo Dosunmu vs. Wisconsin (2/6/21)
STEALS	6, Trent Frazier at Minnesota (2/20/21)
BLOCKED SHOTS	4, Kofi Cockburn vs. Penn State (1/19/21)
	4, Ayo Dosunmu at Nebraska (2/12/21)
MINUTES	42:32, Trent Frazier at Indiana (2/2/21)

OPPONENT HIGHS

POINTS	31, Jason Preston, Ohio (11/27/20)
FIELD GOALS	13, Jason Preston, Ohio (11/27/20)
FIELD GOAL ATTEMPTS	23, Jason Preston, Ohio (11/27/20)
FIELD GOAL PERCENTAGE (MIN. 6 ATT.)	.750 (6-8), Javon Pickett, Missouri (12/12/20)
	.750 (6-8), Sam Sessoms, Penn State (12/23/20)
3-POINT FIELD GOALS	5, Ron Harper Jr., Rutgers (12/20/20)
	5, Armaan Franklin, Indiana (12/26/20)
	5, Joe Wieskamp, Iowa (1/29/21)
3-POINT FIELD GOAL ATTEMPTS	10, Ben Vander Plas, Ohio (11/27/20)
3-POINT FIELD GOAL PERCENTAGE (MIN. 4 ATT.)	.833 (5-6), Armaan Franklin, Indiana (12/26/20)
FREE THROWS	9, Marcus Carr, Minnesota (12/15/20)
FREE THROW ATTEMPTS	12, Race Thompson, Indiana (2/2/21)
FREE THROW PERCENTAGE (MIN. 6 ATT.)	1.000 (6-6), Mitchell Smith, Missouri (12/12/20)
	1.000 (6-6), Paul Mulcahy, Rutgers (12/20/20)
REBOUNDS	16, Joshua Langford, Michigan State (2/23/21)
OFFENSIVE REBOUNDS	6, Jonathan Tchamwa Tchatchoua, Baylor (12/2/20)
	6, Myles Johnson, Rutgers (12/20/20)
DEFENSIVE REBOUNDS	13, Joshua Langford, Michigan State (2/23/21)
ASSISTS	8, Jason Preston, Ohio (11/27/20)
TURNOVERS	5, DJ Steward, Duke (12/8/20)
	5, Brandon Newman, Purdue (1/2/21)
	5, Justice Sueing, Ohio State (1/16/21)
	5, Jamal Mashburn Jr., Minnesota (2/20/21)
STEALS	4, Jordan Goldwire, Duke (12/8/20)
	4, D'Mitrik Trice, Wisconsin (2/6/21)
BLOCKED SHOTS	4, Jack Nunge, Iowa (1/29/21)
	4, Liam Robbins, Minnesota (2/20/21)
MINUTES	39:59, Trayce Jackson-Davis, Indiana (2/2/21)

ILLINOIS'

TOP INDIVIDUAL GAMES

POINTS

- 36 Ayo Dosunmu at Missouri (12/12/20)
- 33 Kofi Cockburn vs. Minnesota (12/15/20)
- 31 Ayo Dosunmu at Nebraska (2/12/21)
- 30 Ayo Dosunmu at Penn State (12/23/20)
- 30 Ayo Dosunmu vs. Indiana (12/26/20)

REBOUNDS

- 15 Kofi Cockburn vs. Indiana (12/26/20)
- 14 Kofi Cockburn vs. Ohio (11/27/20)
- 14 Kofi Cockburn vs. Wisconsin (2/6/21)
- 13 Kofi Cockburn vs. Minnesota (12/15/20)
- 13 Kofi Cockburn at Nebraska (2/12/21)

ASSISTS

- 12 Ayo Dosunmu vs. Wisconsin (2/6/21)
- 10 Ayo Dosunmu at Minnesota (2/20/21)
- 9 Andre Curbelo vs. Minnesota (12/15/20)
- 8 Ayo Dosunmu vs. Ohio (11/27/20)
- 8 Andre Curbelo at Penn State (12/23/20)
- 8 Andre Curbelo vs. Iowa (1/29/21)
- 8 Andre Curbelo vs. Nebraska (2/25/21)

STEALS

- 6 Trent Frazier at Minnesota (2/20/21)
- 4 Ayo Dosunmu at Nebraska (2/12/21)
- 4 Da'Monte Williams vs. Nebraska (2/25/21)
- 3 Andre Curbelo at Missouri (12/12/20)
- 3 Andre Curbelo vs. Indiana (12/26/20)
- 3 Trent Frazier vs. Purdue (1/2/21)
- 3 Trent Frazier vs. Penn State (1/19/21)

BLOCKED SHOTS

- 4 Kofi Cockburn vs. Penn State (1/19/21)
- 4 Kofi Cockburn at Nebraska (2/12/21)
- 3 Coleman Hawkins vs. Penn State (1/19/21)
- 2 Kofi Cockburn vs. Chicago State (11/26/20)
- 2 Giorgi Bezhaniashvili vs. Baylor (12/2/20)
- 2 Kofi Cockburn at Duke (12/8/20)
- 2 Kofi Cockburn vs. Minnesota (12/15/20)
- 2 Kofi Cockburn vs. Indiana (12/26/20)
- 2 Kofi Cockburn vs. Purdue (1/2/21)
- 2 Kofi Cockburn at Northwestern (1/7/21)
- 2 Kofi Cockburn vs. Maryland (1/10/21)
- 2 Kofi Cockburn at Indiana (2/2/21)
- 2 Da'Monte Williams at Nebraska (2/12/21)
- 2 Ayo Dosunmu at Michigan State (2/23/21)

MINUTES

- 42:32 Trent Frazier at Indiana (2/2/21)
- 42:25 Ayo Dosunmu at Nebraska (2/12/21)
- 41:00 Trent Frazier at Nebraska (2/12/21)
- 40:00 Ayo Dosunmu vs. Maryland (1/10/21)
- 39:24 Kofi Cockburn at Nebraska (2/12/21)
- 38:31 Trent Frazier at Rutgers (12/20/20)
- 38:30 Ayo Dosunmu at Missouri (12/12/20)

SPECIALTY STATISTICS

	OPPONENT	Pts off TO (ILL-Opp.)	Pts in Paint (ILL-Opp.)	2nd Chance Pts (ILL-Opp.)	Fast Break Pts (ILL-Opp.)	Bench Pts (ILL-Opp.)	Largest Lead	Largest Deficit	Lead Changes	Ties
Nov. 25	North Carolina A&T	22-16	52-24	21-5	37-9	36-24	66 (121-55)	2 (0-2)	3	0
Nov. 26	Chicago State	26-12	52-10	21-2	29-4	27-23	64 (97-33)	—	0	0
Nov. 27	Ohio	7-21	34-36	13-3	13-9	7-3	9 (30-21)	8 (41-49)	18	12
Dec. 2	vs. Baylor	8-17	30-38	7-24	14-10	26-34	2 (39-27)	16 (56-72)	14	10
Dec. 8	at Duke	13-21	38-32	7-10	24-8	23-22	19 (48-29)	—	0	1
Dec. 12	at Missouri	19-13	44-34	8-10	14-20	14-26	2 (22-20)	13 (56-69)	5	7
Dec. 15	Minnesota	8-9	48-14	12-8	23-4	23-26	36 (90-54)	8 (10-18)	2	2
Dec. 20	at Rutgers	8-16	46-36	13-13	22-29	18-16	11 (26-15)	12 (56-68)	5	2
Dec. 23	at Penn State	17-14	58-32	21-10	10-7	30-28	18 (98-80)	15 (4-19)	5	6
Dec. 26	Indiana	10-10	28-24	8-5	10-4	12-9	9 (58-49)	6 (9-15)	8	2
Jan. 2	Purdue	17-5	32-20	7-5	13-2	13-19	13 (33-20)	6 (33-39)	3	3
Jan. 7	at Northwestern	17-12	32-22	15-4	11-7	14-24	25 (81-56)	16 (27-43)	2	3
Jan. 10	Maryland	12-5	28-18	6-10	18-2	10-8	7 (16-9)	5 (45-50)	8	12
Jan. 16	Ohio State	14-16	34-26	5-10	6-22	19-24	2 (2-0)	18 (28-46)	1	3
Jan. 19	Penn State	20-10	30-22	10-14	8-12	20-31	22 (64-42)	—	0	1
Jan. 29	Iowa	8-18	34-40	13-16	18-8	11-12	7 (48-41)	6 (20-26)	22	8
Feb. 2	at Indiana	15-5	28-30	15-13	8-0	21-10	4 (72-68)	7 (34-41)	9	11
Feb. 6	Wisconsin	15-12	38-28	15-6	9-0	12-21	18 (75-57)	2 (0-2)	1	1
Feb. 12	at Nebraska	7-10	38-32	9-18	8-3	5-16	5 (44-39)	9 (0-9)	9	6
Feb. 16	Northwestern	13-14	34-30	8-4	6-3	19-15	18 (25-7)	—	0	1
Feb. 20	at Minnesota	24-9	48-20	8-5	31-8	21-12	36 (88-52)	5 (16-11)	5	4
Feb. 23	at Michigan State	8-13	34-38	18-11	21-22	14-22	5 (5-0)	19 (37-56)	1	0
Feb. 25	Nebraska	14-12	46-32	12-4	16-2	29-34	21 (83-62)	—	0	2
Feb. 27	at Wisconsin									
March 2	at Michigan									
March 6	at Ohio State									
Totals		322-280	882-638	272-210	369-195	424-459				
Average		14.0-12.2	38.3-27.7	11.8-9.1	16.0-8.5	18.4-20.0				
Margin		+1.8	+10.6	+2.7	+7.5	-1.6				

GAME 1 #8/10 ILLINOIS 122, NORTH CAROLINA A&T 60

NOV. 25, 2020 // STATE FARM CENTER // CHAMPAIGN, ILL.



Official Basketball Box Score - Final
North Carolina A&T at Illinois
11/25/20 State Farm Center, Champaign, IL
2020-21 Men's Basketball

Game Time: 1:00 PM
Game Duration: 2:02
Attendance: 132

Officials: Brian McNitt, Brad Claus, Tariq Lucas

North Carolina A&T - 60

Record: 0-1

NO.	Name	Min	FG	3P	FT	Rebounds	Fouls	TP	AS	TO	ST	Blocks	+/-
			M-A	M-A	M-A	OR DR TOT	PF FD					BS BA	
25	Webster Filmore	F 15:08	2-3	0-0	0-0	1 1 2	3 0	4	1	2	0	0	-25
2	Fred Cleveland	G 20:13	2-11	2-4	3-4	2 2 4	1 3	9	1	1	1	0	-32
13	Kameron Langley	G 31:50	3-8	0-0	2-5	1 0 1	0 6	8	4	3	1	0	-61
35	Tyrone Lyons	G 17:12	0-4	0-3	3-6	0 1 1	3 2	3	0	2	2	0	-31
55	Blake Harris	G 26:04	6-16	0-1	0-0	0 2 2	2 2	12	4	4	2	0	-32
11	Tyler Maye	25:43	1-2	0-0	3-6	0 1 1	0 3	5	0	0	0	0	-48
3	Tyler Jones	11:13	2-4	1-3	0-0	0 3 3	5 0	5	0	0	1	0	-19
4	Quentin Jones	15:05	0-4	0-0	0 0 0	0 0	3 1	0	0	0	0	0	-26
14	Harry Morrice	18:16	3-3	0-0	0-0	0 1 1	3 0	6	0	0	1	0	-14
1	Jeremy Robinson	09:26	2-4	1-1	0-0	0 1 1	0 1	5	0	0	1	0	-18
5	Milton Matthews	10:40	1-4	1-3	0-0	0 0 0	0 0	3	0	0	0	0	-6
33	David Greer	04:52	0-1	0-0	0-0	0 0 0	1 0	0	0	0	0	1	2
Team						1 1 2		0	0				
Totals			22-64	5-19	11-21	5 13 18	21 18	60	10	12	9	4	-62

Technical Fouls: NONE

Shooting By Period		
1st FG%	8-30	26.7%
3PT%	0-4	0.0%
FT%	3-8	37.5%
2nd FG%	14-34	41.2%
3PT%	5-15	33.3%
FT%	8-13	61.5%
GM FG%	22-64	34.4%
3PT%	5-19	26.3%
FT%	11-21	52.4%

Dead Ball Rebounds: 4, 1

Illinois - 122

Record: 1-0

NO.	Name	Min	FG	3P	FT	Rebounds	Fouls	TP	AS	TO	ST	Blocks	+/-
			M-A	M-A	M-A	OR DR TOT	PF FD					BS BA	
21	Kofi Cockburn	C 17:11	6-9	0-0	6-8	4 6 10	3 5	18	0	4	0	1	18
1	Trent Frazier	G 22:18	2-10	2-7	0-0	0 4 4	5 1	6	4	0	0	0	43
11	Ayo Dosunmu	G 25:23	11-18	5-8	1-3	1 9 10	1 3	28	5	1	0	0	46
20	Da'Monte Williams	G 25:12	2-5	2-4	0-0	1 4 5	2 2	6	7	0	2	0	49
44	Adam Miller	G 27:13	10-12	6-8	2-2	1 2 3	0 2	28	3	2	1	0	34
3	Jacob Grandison	17:31	4-5	2-2	0-0	1 7 8	1 1	10	1	2	1	1	39
5	Andre Curbelo	18:59	3-4	0-1	2-3	1 1 2	4 3	8	6	4	1	0	19
15	Giorgi Bezhaniashvili	17:00	3-7	0-0	1-2	5 2 7	1 1	7	3	0	0	1	36
33	Coleman Hawkins	13:03	1-2	0-1	3-4	2 2 4	1 2	5	2	1	0	0	17
4	Jermaine Hamlin	00:39	0-0	0-0	0-0	0 0 0	0 0	0	0	0	0	0	0
4	Zach Griffith	04:13	0-0	0-0	0-0	0 1 1	0 0	0	0	0	0	0	-1
12	Brandon Lieb	05:10	1-2	0-0	2-2	2 1 3	0 1	4	0	1	0	1	8
2	Connor Serven	03:04	1-1	0-0	0-0	0 1 1	0 0	2	0	0	0	0	1
10	Edgar Padilla	03:04	0-0	0-0	0-0	0 0 0	0 0	0	0	0	0	0	1
Team						2 2 4		0	0				
Totals			44-75	17-31	17-24	20 42 62	18 21	122	31	15	5	4	60

Technical Fouls: NONE

Shooting By Period		
1st FG%	19-36	52.8%
3PT%	11-17	64.7%
FT%	9-13	69.2%
2nd FG%	25-39	64.1%
3PT%	6-14	42.9%
FT%	8-11	72.7%
GM FG%	44-75	58.7%
3PT%	17-31	54.8%
FT%	17-24	70.8%

Dead Ball Rebounds: 4, 1

	NCA	ILL
Biggest lead	2 (1st 18:31)	66 (2nd 1:22)
Best Scoring Run	11 (2nd 7:11)	24 (1st 8:11)
Lead Changes	3	
Times Tied	0	
Time with Lead	01:01	37:30

Points from	NCA	ILL
Turnovers	16	22
Paint	24	52
Second Chance	5	21
Fast Breaks	9	37
Bench	24	36

Period by Period Scoring	1st	2nd	TOT
NCA	19	41	60
ILL	58	64	122

Game 1 Recap — #8 Illini 122, North Carolina A&T 60

The Fighting Illini opened the season with a 62-point romp over North Carolina A&T, led by school-record 3-point shooting and big scoring performances from Ayo Dosunmu and Adam Miller.

In his first game as an Illini, Miller erupted for 28 points to set the Illinois freshman-debut scoring record. That included 19 first-half points on 5-6 shooting from beyond the arc. He got it started early, draining a corner three to get the Illini on the board.

Dosunmu finished with a career high in scoring and his second career double-double totaling 28 points and a career-high 10 rebounds, to go along with five assists.

Illinois pulled away early and dominated in every offensive stat category, highlighted by a 24-0 scoring run. During that time the Aggies were unable to convert, shooting 0-16 during the 10+ minute stretch.

The Illini took a 58-19 lead into the locker room, backed by 11 made three-point shots on 17 attempts (64.7%) and complete domination on the glass, out-rebounding the Aggies 35-8 in the first half.

The second half was more of the same, as the Illini extended their lead thanks to another large run of 16-0. Illinois scored 64 second half points on 64.1% shooting, while gathering 27 more rebounds.

Illinois finished with 17 three-pointers, breaking the previous school record of 16 that had been set on three occasions.

The Illini also racked up 31 assists on the afternoon and outrebounded the Aggies 62-18.

GAME 2 #8/10 ILLINOIS 97, CHICAGO STATE 38

NOV. 26, 2020 // STATE FARM CENTER // CHAMPAIGN, ILL.



Official Basketball Box Score - Final
Chicago State at Illinois
11/26/20 State Farm Center, Champaign, IL
2020-21 Men's Basketball

Game Time: 11:00 AM
Game Duration: 2:03
Attendance: 143

Officials: Bo Boroski, Courtney Green, Brian McNitt

Chicago State - 38

Record: 0-2

NO.	Name	Min	FG	3P	FT	Rebounds	Fouls	TP	AS	TO	ST	Blocks	+/-
			M-A	M-A	M-A	OR DR TOT	PF FD					BS BA	
0	Rajeir Jones	F 22:33	0-4	0-2	1-3	0 1 1	4 3	1	3	1	0	1	-37
4	Ke'Sean Davis	F 17:11	3-7	0-1	1-5	1 0 1	1 4	7	0	2	1	1	-13
13	Aaris-Monte Bonds	F 23:25	0-1	0-0	0 0 0	1 1	2 0	0	0	0	0	0	-25
1	Andrew Lewis	G 02:21	0-0	0-0	0 0 0	0 0	0 0	0	0	0	0	0	-9
3	Isaiah Lewis	G 29:38	3-9	1-4	0-0	0 1 1	3 1	7	4	1	0	0	-42
23	Jordan Polynice	18:46	4-7	1-2	0-0	0 0 0	5 0	9	2	2	0	0	-14
5	Xavier Johnson	27:49	3-8	2-5	2-2	0 0 0	1 4	10	1	4	1	0	-39
20	Lou Demuth	22:36	2-8	0-3	0-0	0 1 1	2 2	4	0	2	1	0	-44
10	Carlo Marble	18:24	0-6	0-3	0-0	0 2 2	2 0	0	0	1	3	0	-41
11	Kalli Whitehead	17:17	0-4	0-3	0-0	0 1 1	2 0	0	0	0	0	0	-31
Team						0 2 2		0	1				
Totals			15-54	4-24	4-10	1 9 10	22 14	38	6	16	9	1	-59

Technical Fouls: NONE

Shooting By Period		
1st FG%	8-26	30.8%
3PT%	1-10	10.0%
FT%	0-0	0%
2nd FG%	7-28	25.0%
3PT%	3-14	21.4%
FT%	4-10	40%
GM FG%	15-54	27.8%
3PT%	4-24	16.7%
FT%	4-10	40.0%

Dead Ball Rebounds: 4, 0

Illinois - 97

Record: 2-0

NO.	Name	Min	FG	3P	FT	Rebounds	Fouls	TP	AS	TO	ST	Blocks	+/-
			M-A	M-A	M-A	OR DR TOT	PF FD					BS BA	
21	Kofi Cockburn	C 21:17	4-6	0-0	6-9	4 7 11	1 5	14	0	3	0	2	32
1	Trent Frazier	G 27:15	4-7	4-7	2-2	0 4 4	1 1	14	1	1	1	1	49
11	Ayo Dosunmu	G 27:27	8-13	0-2	6-7	1 5 6	2 5	22	7	2	2	0	54
20	Da'Monte Williams	G 23:26	2-2	1-1	0-1	3 6 9	0 3	5	2	1	0	0	38
44	Adam Miller	G 24:34	5-9	2-5	3-3	1 1 2	3 4	15	0	2	0	0	44
3	Jacob Grandison	15:58	1-3	0-1	0-0	0 5 5	0 0	2	2	0	1	0	15
5	Andre Curbelo	20:10	9-13	0-1	0-0	2 5 7	3 2	18	1	4	1	0	30
15	Giorgi Bezhaniashvili	12:20	2-3	0-0	0-0	2 1 3	2 1	4	1	1	1	0	17
33	Coleman Hawkins	09:34	0-1	0-0	0 0 0	0 0	0 0	0	1	0	0	0	17
4	Jermaine Hamlin	03:42	0-0	0-0	1-2	0 2 2	1 1	1	0	0	0	0	11
4	Zach Griffith	05:18	1-1	0-0	0-0	0 1 0	1 1	0	2	0	1	0	-1
12	Brandon Lieb	03:52	0-2	0-0	0-0	1 1 2	0 0	0	1	2	0	0	-3
2	Connor Serven	02:51	0-0	0-0	0 0 0	0 0	0 0	0	0	1	0	0	-3
10	Edgar Padilla	02:16	0-0	0-0	0-0	0 0 0	0 0	0	0	0	0	0	-5
Team						1 2 3		0	0				
Totals			36-60	7-18	18-24	16 39 55	14 22	97	16	18	6	3	59

Technical Fouls: NONE

Shooting By Period		
1st FG%	17-26	65.4%
3PT%	3-7	42.9%
FT%	10-14	71.4%
2nd FG%	19-34	55.9%
3PT%	4-11	36.4%
FT%	8-10	80%
GM FG%	36-60	60.0%
3PT%	7-18	38.9%
FT%	18-24	75.0%

Dead Ball Rebounds: 5, 1

	CSU	ILL
Biggest lead	0 (1st 20:00)	64 (2nd 3:44)
Best Scoring Run	5 (2nd 0:15)	17 (2nd 13:10)
Lead Changes	0	
Times Tied	0	
Time with Lead	00:00	39:35

Points from	CSU	ILL
Turnovers	12	26
Paint	10	52
Second Chance	2	21
Fast Breaks	4	29
Bench	23	27

Period by Period Scoring	1st	2nd	TOT
CSU	17	21	38
ILL	47	50	97

Game 2 Recap — #8 Illini 97, Chicago State 38

The Illini blew past Chicago State by a 59-point margin after dominating the action on both ends of the floor.

The Illini picked up right where they left off in game one, starting out on a 16-2 run against the Cougars and making their first four shot attempts.

The Illini extended their lead to 47-17 thanks to a 14-0 scoring run. Illinois kept its foot on the gas in the second half, jumping out with an early 17-0 run.

The Illini continued holding the hot hand shooting while the Cougars scoring struggles extended through the end of the game. Chicago State shot only 25 percent in the second half and 27.8 percent for the game.

GAME 3 #8/10 ILLINOIS 77, OHIO 75

NOV. 27, 2020 // STATE FARM CENTER // CHAMPAIGN, ILL.



Official Basketball Box Score - Final
Ohio at Illinois
11/27/20 State Farm Center, Champaign, Ill.
2020-21 Men's Basketball

Game Time: 12:00 PM
Game Duration: 2:03
Attendance: 155

Officials: Larry Scrotto, Chris Beaver, Steve Honacki

Ohio - 75

Record: 1-1

NO.	Name	Min	FG	3P	FT	Rebounds	Fouls	TP	AS	TO	ST	Blocks	BS	BA	+/-
			M-A	M-A	M-A	OR DR TOT	PF FD								
3	Ben Roderick	F 30:43	2-5	1-4	0-0	0 3 3	4 1 5	0	2	0	1	0	0	0	9
4	Dwight Wilson	F 29:37	6-12	0-0	0-1	3 5 8	4 5 12	2	1	1	1	0	0	0	0
5	Ben Vander Plas	F 38:55	9-18	4-10	0-0	0 5 5	3 2 20	2	1	4	1	1	1	4	-4
0	Jason Preston	G 36:48	13-23	3-4	2-4	0 6 6	3 3 31	8	0	1	0	0	0	3	-3
15	Lunden McDay	G 33:35	1-3	0-0	2-4	0 0 0	1 2 4	3	1	1	0	0	0	5	-5
22	Nolan Foster	10:15	0-1	0-0	0-0	0 0 0	1 1 0	0	0	0	0	0	0	-2	-2
2	Miles Brown	13:36	1-3	1-1	0-0	0 0 0	0 0 0	3	1	1	1	0	0	-3	-3
10	Mark Sears	03:12	0-0	0-0	0-0	0 0 0	0 0 0	0	0	0	0	0	0	-3	-3
11	Sam Towns	03:19	0-0	0-0	0-0	0 0 0	2 0 0	0	0	0	1	0	0	-3	-3
Team						0 3 3		0	1						
Totals			31-65	9-19	4-9	3 22 25	18 14	75	16	7	10	3	1	-2	-2

Technical Fouls: NONE

Shooting By Period		
1st FG%	14-34	41.2%
3PT%	5-10	50.0%
FT%	1-3	33.3%
2nd FG%	17-31	54.8%
3PT%	4-8	44.4%
FT%	3-6	50%
GM FG%	31-65	47.7%
3PT%	9-19	47.4%
FT%	4-9	44.4%

Dead Ball Rebounds: 3, 1

Illinois - 77

Record: 2-0

NO.	Name	Min	FG	3P	FT	Rebounds	Fouls	TP	AS	TO	ST	Blocks	BS	BA	+/-
			M-A	M-A	M-A	OR DR TOT	PF FD								
21	Kofi Cockburn	C 28:11	6-10	0-0	1-2	2 12 14	2 4 13	1	3	1	0	0	0	15	15
1	Trent Frazier	G 35:25	2-3	1-1	3-6	0 3 3	2 3 8	3	1	1	0	0	0	-4	-4
11	Ayo Dosunmu	G 38:20	10-21	1-4	6-7	4 3 7	3 4 27	8	3	1	0	0	1	1	1
20	Da'Monte Williams	G 24:27	3-6	3-4	2-2	2 8 10	2 2 11	1	2	0	0	0	0	0	0
44	Adam Miller	G 32:53	4-11	0-4	3-5	1 1 2	1 4 11	0	2	0	0	0	1	7	7
15	Giorgi Bezhanishvili	19:36	2-4	0-0	0-2	0 1 1	2 1 4	0	2	0	0	0	0	-10	-10
3	Jacob Grandison	07:54	0-2	0-1	0-0	1 1 2	1 0 0	1	0	0	1	0	0	-2	-2
5	Andre Curbelo	10:11	1-1	1-1	0-0	0 2 2	1 0 3	0	2	0	0	0	0	2	2
33	Coleman Hawkins	01:52	0-0	0-0	0-0	0 1 1	0 0 0	0	0	0	0	0	0	3	3
4	Zach Griffith	01:11	0-0	0-0	0-0	0 0 0	0 0 0	0	0	0	0	0	0	-2	-2
Team						2 1 3		0	1						
Totals			28-58	6-15	15-24	12 33 45	14 18	77	14	16	3	1	3	2	2

Technical Fouls: NONE

Shooting By Period		
1st FG%	14-27	51.9%
3PT%	2-8	25.0%
FT%	5-10	50%
2nd FG%	14-31	45.2%
3PT%	4-7	57.1%
FT%	10-14	71.4%
GM FG%	28-58	48.3%
3PT%	6-15	40.0%
FT%	15-24	62.5%

Dead Ball Rebounds: 4, 0

	OH	ILL
Biggest lead	8 (2nd 13:47)	9 (1st 5:30)
Best Scoring Run	10 (1st 2:51)	9 (1st 5:30)
Lead Changes	18	
Times Tied	12	
Time with Lead	18:19	15:19

Points from		OH	ILL
Turnovers		21	7
Paint		36	34
Second Chance		3	13
Fast Breaks		9	13
Bench		3	7

Period by Period Scoring			
	1st	2nd	TOT
OHI	34	41	75
ILL	35	42	77

Game 3 Recap – #8 Illini 77, Ohio 75

Illinois had the final answer in a back-and-forth contest with Ohio, earning the victory after clutch plays from upperclassmen down the stretch.

The game was competitive throughout, featuring 18 ties and 12 lead changes. The Illini led by as many as nine in the first half but the Bobcats fought back and took its biggest lead of the night at 49-41. The Illini then scored eight unanswered to start a 17-4 run to take a 58-53 lead with eight minutes remaining.

The final 75 seconds saw both teams rise to the occasion. **Ayo Dosunmu** hit a 3-pointer to tie the game at 71 before Dwight Wilson scored in the lane to put Ohio up two.

The Illini took the lead on a **Da'Monte Williams** three with 35 seconds remaining but point guard Jason Preston had an answer, getting into the paint and hitting a turnaround leaper to put the Bobcats up 75-74 with 7.4 seconds left.

Dosunmu then drove length of the court, knifing through the Ohio press, and was fouled on a layup attempt with 2.3 remaining. He drained both free throws to put the Illini up 76-75.

Trent Frazier then sealed the win by stealing the Ohio inbounds pass, and, after a foul, hitting the first free throw with :0.5 seconds left before missing the second intentionally to run out the clock.

Dosunmu finished with 27 points – his third-straight 20+ performance – with eight assists and seven rebounds to lead the Illini.

Williams recorded his first career double-double, tallying 11 points and a career-high 10 rebounds. **Kofi Cockburn** also had a double-double – his third straight to open the season – registering 13 points and a game-high 14 rebounds.

GAME 4

#2/1 BAYLOR 82, #5/10 ILLINOIS 69

DEC. 2, 2020 // BANKERS LIFE FIELDHOUSE // INDIANAPOLIS, IND.



Official Basketball Box Score - Final
Illinois at Baylor
12/02/20 Bankers Life Fieldhouse, Indianapolis
Jimmy V Classic

Game Time: 10:00 PM
Game Duration: 1:58

Officials: Doug Simmons, Keith Kimble, Ray Nallie

Illinois - 69

Record: 3-1

NO.	Name	Min	FG	3P	FT	Rebounds	Fouls	TP	AS	TO	ST	Blocks	BS	BA	+/-
			M-A	M-A	M-A	OR DR TOT	PF FD								
21	Kofi Cockburn	C 17:35	3-4	0-0	1-3	1 3 4	4 2 7	0	0	0	0	1	0	-2	-2
1	Trent Frazier	G 32:49	3-6	2-4	0-0	0 5 5	1 2 8	3	5	1	0	1	0	-13	-13
11	Ayo Dosunmu	G 38:06	6-18	2-3	4-5	1 5 6	3 3 18	5	3	1	0	1	0	1	1
20	Da'Monte Williams	G 32:34	2-3	1-2	1-2	2 5 7	2 1 6	0	1	0	0	0	0	-8	-8
44	Adam Miller	G 30:51	2-11	0-6	0-0	0 2 2	2 0 4	1	1	0	0	0	1	-9	-9
5	Andre Curbelo	16:05	3-6	1-1	4-4	0 2 2	4 4 11	4	1	0	0	0	1	-17	-17
15	Giorgi Bezhanishvili	24:34	7-10	1-1	0-0	3 1 4	3 2 15	1	1	1	2	0	0	-4	-4
33	Coleman Hawkins	05:22	0-1	0-1	0-2	2 1 3	0 1 0	0	0	0	0	1	0	-8	-8
3	Jacob Grandison	02:04	0-0	0-0	0-0	0 0 0	1 1 0	0	2	0	0	0	0	1	1
Team						2 0 2		0	0						
Totals			26-59	7-18	10-16	11 24 35	20 16	69	16	12	3	4	4	-13	-13

Technical Fouls: NONE

Shooting By Period		
1st FG%	13-32	40.6%
3PT%	3-10	30.0%
FT%	1-6	16.7%
2nd FG%	13-27	48.1%
3PT%	4-8	50.0%
FT%	9-10	90%
GM FG%	26-59	44.1%
3PT%	7-18	38.9%
FT%	10-16	62.5%

Dead Ball Rebounds: 3, 0

Baylor - 82

Record: 3-0

NO.	Name	Min	FG	3P	FT	Rebounds	Fouls	TP	AS	TO	ST	Blocks	BS	BA	+/-
			M-A	M-A	M-A	OR DR TOT	PF FD								
0	Flo Thamba	F 12:34	2-2	0-0	0-3	0 0 0	3 2 4	0	0	0	0	0	0	14	14
11	Mark Vital	F 27:28	2-7	0-0	2-2	4 3 7	1 4 6	1	0	1	1	1	1	-3	-3
12	Jared Butler	G 30:34	6-18	0-4	0-1	2 3 5	1 1 12	3	3	3	3	1	0	4	4
31	MaCio Teague	G 31:05	4-10	0-2	3-4	1 1 2	0 2 11	0	0	0	0	0	1	0	0
45	Davion Mitchell	G 30:55	5-8	4-5	1-2	1 3 4	4 3 15	7	3	2	0	0	1	17	17
10	Adam Flagler	29:30	6-11	2-6	4-4	1 2 3	3 3 18	3	0	0	0	0	0	14	14
23	Jonathan Tchamwa Tchatchoua	23:57	2-4	0-0	5-6	6 3 9	4 4 9	0	1	0	0	0	1	-2	-2
24	Matthew Mayer	13:57	3-6	1-1	0-2	1 6 7	0 1 7	0	0	0	1	2	0	21	21
Team						0 1 1		0	0						
Totals			30-66	7-18	15-24	16 22 38	16 20	82	14	7	7	4	4	13	13

Technical Fouls: NONE

Shooting By Period		
1st FG%	12-33	36.4%
3PT%	2-7	28.6%
FT%	5-10	50%
2nd FG%	18-33	54.5%
3PT%	5-11	45.5%
FT%	10-14	71.4%
GM FG%	30-66	45.5%
3PT%	7-18	38.9%
FT%	15-24	62.5%

Dead Ball Rebounds: 5, 3

	ILL	BAY
Biggest lead	2 (1st 15:34)	16 (2nd 6:13)
Best Scoring Run	7 (2nd 3:50)	9 (2nd 7:24)
Lead Changes	14	
Times Tied	10	
Time with Lead	06:43	24:48

Points from		ILL	BAY
Turnovers		8	17
Paint		30	38
Second Chance		7	24
Fast Breaks		14	10
Bench		26	34

Period by Period Scoring			
	1st	2nd	TOT
ILL	30	39	69
BAY	31	51	82

Game 4 Recap – #2 Baylor 82, #5 Illini 69

Illinois hung with No. 2 Baylor for 30 minutes before the Bears used a key 9-0 spurt to create the separation it needed for victory in the Jimmy V Classic.

The competition was intense inside the empty Bankers Life Fieldhouse, as the teams exchanged leads 14 times in addition to 10 ties.

The Illini received a huge lift off the bench from junior **Giorgi Bezhanishvili**. With **Kofi Cockburn** saddled by foul problems throughout the contest, **Bezhanishvili** rose to the occasion by contributing 15 points – including 13 in the first half – on 7-of-10 shooting.

Illinois scored five straight early in the second half to take a 39-37 lead and force a Baylor timeout. The Bears then gradually started to take over, breaking a 43-all tie with six straight points.

The pivotal stretch occurred with the Illini trailing 56-51. Baylor went on a 9-0 run in just 68 seconds to open up a 14-point lead with 7:24 left, and the Illini could get no closer than nine the rest of the way.

Illinois turned the ball over 12 times, its fewest in four games, but Baylor converted those miscues into 17 points. And the Bears dominated second-chance points, an area where the Illini are used to holding the upper hand. Baylor was +17 in extra opportunities, converting its 16 offensive rebounds into 24 points while the Illini managed just seven points off its 11 offensive boards.

Junior **Ayo Dosunmu** finished with a game-high 18 points but made just 6-of-18 from the field against the locked in Baylor defense.

In addition to **Bezhanishvili**'s 15, freshman **Andre Curbelo** also scored in double figures, finishing with 11.

GAME 5 #6/9 ILLINOIS 83, #10/11 DUKE 68

DEC. 8, 2020 // CAMERON INDOOR STADIUM // DURHAM, N.C.



Official Basketball Box Score - Final
#6 Illinois at #10 Duke
12/08/20 Cameron Indoor Stadium, Durham
2020-21 Duke Men's Basketball

Game Time: 9:30 PM
Game Duration: 2:12

Officials: Ron Groover, Ted Valentine, Michael Stephens

#6 Illinois - 83

Record: 4-1

NO.	Name	Min	FG	3P	FT	Rebounds	Fouls	TP	AS	TO	ST	Blocks	BS	BA	+
			M-A	M-A	M-A	OR DR TOT	PF FD								
21	Kofi Cockburn	C 27:38	4-9	0-0	5-10	0 8 8	3 5	13	0	2	0	2	3	18	
1	Trent Frazier	G 35:04	3-5	2-3	2-2	0 3 3	2 4	10	3	5	1	0	0	10	
11	Ayo Dosunmu	G 35:27	6-11	0-2	6-6	0 12 12	4 4	18	5	3	1	1	0	15	
20	Da'Monte Williams	G 20:10	4-4	2-2	0-0	0 3 3	4 0	10	1	0	2	0	0	15	
44	Adam Miller	G 28:51	3-5	3-3	0-0	0 2 2	1 0	9	1	1	2	0	0	12	
3	Jacob Grandison	00:48	0-0	0-0	0-0	0 0 0	0 0	0	0	0	0	0	0	1	
5	Andre Curbelo	20:21	5-9	0-1	2-2	1 1 2	2 2	12	2	5	1	1	1	5	
15	Giorgi Bezhaniashvili	22:14	4-6	0-0	3-4	2 3 5	1 4	11	1	1	0	1	1	0	
33	Coleman Hawkins	09:27	0-1	0-0	0-0	0 0 0	1 0	0	0	0	0	0	0	-1	
Team						1 1 2		0		0					
Totals			29-50	7-11	18-24	4 33 37	20 19	83	13	18	7	5	5	15	

Shooting By Period			
1st FG%	14-27	51.9%	
3PT%	6-8	75.0%	
FT%	9-11	81.8%	
2nd FG%	15-23	65.2%	
3PT%	1-3	33.3%	
FT%	9-13	69.2%	
GM FG%	29-50	58.0%	
3PT%	7-11	63.6%	
FT%	18-24	75.0%	

Dead Ball Rebounds: 2, 0

#10 Duke - 68

Record: 2-2

NO.	Name	Min	FG	3P	FT	Rebounds	Fouls	TP	AS	TO	ST	Blocks	BS	BA	+
			M-A	M-A	M-A	OR DR TOT	PF FD								
1	Jalen Johnson	F 23:28	3-10	1-3	0-2	2 5 7	3 2	7	1	1	2	2	0	-16	
21	Matthew Hurt	F 29:39	8-15	0-6	3-5	3 4 7	4 4	19	0	0	1	1	0	-10	
15	Mark Williams	C 07:14	1-2	0-0	0-0	0 1 1	2 0	2	0	1	0	0	0	-11	
2	DJ Steward	G 27:52	5-9	3-5	0-0	0 2 2	3 1	13	2	5	1	0	0	-10	
14	Jordan Goldwire	G 36:09	2-9	0-3	1-2	1 1 2	5 2	5	4	2	4	0	2	-10	
0	Wendell Moore Jr.	07:42	0-3	0-0	0-0	0 1 1	1 1	0	0	0	1	0	0	-1	
3	Jeremy Roach	31:36	5-11	0-1	3-4	2 2 4	0 5	13	7	0	0	0	2	-6	
5	Jaemyn Brakelield	17:30	2-5	1-3	0-0	0 5 5	1 2	5	0	0	0	1	0	0	
13	Joey Baker	15:23	1-3	0-1	2-3	2 0 2	0 3	4	0	2	0	1	0	-10	
12	Patrick Tapé	01:46	0-0	0-0	0-0	0 0 0	0 0	0	0	0	0	0	0	-3	
34	Henry Coleman III	01:41	0-0	0-0	0-0	0 0 0	0 0	0	0	0	0	0	0	-3	
Team						2 0 2		0		0					
Totals			27-67	5-22	9-16	12 21 33	19 20	68	14	12	8	5	5	-15	

Shooting By Period			
1st FG%	12-32	37.5%	
3PT%	0-7	0.0%	
FT%	5-6	83.3%	
2nd FG%	15-35	42.9%	
3PT%	5-15	33.3%	
FT%	4-10	40%	
GM FG%	27-67	40.3%	
3PT%	5-22	22.7%	
FT%	9-16	56.3%	

Dead Ball Rebounds: 2, 0

	ILL	DUKE
Biggest lead	19 (2 nd 18:51)	0 (1 st 20:00)
Best Scoring Run	12 (1 st 15:27)	9 (2 nd 15:46)
Lead Changes	0	
Times Tied	1	
Time with Lead	39:12	00:00

Points from		ILL	DUKE
Turnovers		13	21
Paint		38	32
Second Chance		7	10
Fast Breaks		24	8
Bench		23	22

Period by Period Scoring			
	1st	2nd	TOT
ILL	43	40	83
DUKE	29	39	68

Technical Fouls: NONE

Game 5 Recap — #6 Illini 83, #10 Duke 68

Illinois rolled from start to finish in a convincing ACC/Big Ten Challenge victory over No. 10 Duke on the Blue Devils' home court.

The Illini scored 12 unanswered to take a 14-2 lead and never looked back. Duke drew within 28-20 but Illinois outscored the hosts 15-9 to close out the half and take a 43-29 lead into intermission.

After making 6-of-8 from 3-point land in the opening stanza, Illinois did its damage at the rim in the second half. The Illini connected on 14-of-20 two-pointers and made 9-of-13 from the foul line while taking just three 3-point shots in the final 20 minutes, as the lead never fell below double digits.

Illinois shot 58% on the night, the program's best mark in the ACC/Big Ten Challenge. And the Illini's 63.6% from 3-point range was its best accuracy of the Underwood era.

Ayo Dosunmu recorded his third career double-double and second of the season with 18 points and career-high 12 rebounds.

Illinois had six players score in double figures: **Dosunmu-18, Kofi Cockburn-13, Andre Curbelo-12, Giorgi Bezhaniashvili-11, Trent Frazier-10, Da'Monte Williams-10.** The Illini just missed a seventh as **Adam Miller** added nine points.

Illinois handed coach Mike Krzyzewski just his 11th nonconference home loss during his 41-year Duke career, and just his sixth since 1984.

Illinois' 15-point victory margin tied for Duke's largest nonconference home loss under Krzyzewski, equaling Louisville's 15-point victory (91-76) on 1/12/1983.

The Illini also gave Duke its first-ever home loss in the ACC/Big Ten Challenge (9-1).

GAME 6 MISSOURI 81, #6/9 ILLINOIS 78

DEC. 12, 2020 // MIZZOU ARENA // COLUMBIA, MO.



Official Basketball Box Score - Final
Illinois at Missouri
12/12/20 Mizzou Arena, Columbia
2020-21 Men's Basketball

Game Time: 7:00 PM
Game Duration: 2:30
Attendance: 578

Officials: Don Dalry, Terry Oglesby, Terry Wyrner

Illinois - 78

Record: 4-2

NO.	Name	Min	FG	3P	FT	Rebounds	Fouls	TP	AS	TO	ST	Blocks	BS	BA	+
			M-A	M-A	M-A	OR DR TOT	PF FD								
21	Kofi Cockburn	C 31:13	8-10	0-0	3-6	2 4 6	4 6	19	0	2	1	1	0	-7	
1	Trent Frazier	G 31:26	1-3	1-2	1-2	0 1 1	4 3	4	1	0	1	0	0	4	
11	Ayo Dosunmu	G 38:30	13-20	1-3	9-12	0 5 5	4 8	36	1	6	1	1	0	-1	
20	Da'Monte Williams	G 27:37	1-3	1-3	0-0	0 2 2	1 2	3	2	0	1	0	0	-6	
44	Adam Miller	G 22:18	1-6	0-3	0-0	0 1 1	4 1	2	1	1	2	0	0	-3	
5	Andre Curbelo	27:18	5-10	0-1	4-8	0 4 4	4 7	14	4	2	3	0	1	4	
15	Giorgi Bezhaniashvili	12:44	0-1	0-0	0-0	0 1 1	4 0	0	2	0	0	0	1	0	
33	Coleman Hawkins	04:03	0-0	0-0	0-0	0 0 0	0 0	0	1	0	0	0	0	0	
3	Jacob Grandison	04:51	0-2	0-1	0-0	0 0 0	0 0	0	0	0	0	0	0	-6	
Team						4 2 6		0		0					
Totals			29-55	3-13	17-28	6 20 26	25 27	78	10	13	9	2	2	-3	

Shooting By Period			
1st FG%	15-27	55.6%	
3PT%	2-8	25.0%	
FT%	9-17	52.9%	
2nd FG%	14-28	50.0%	
3PT%	1-5	20.0%	
FT%	8-11	72.7%	
GM FG%	29-55	52.7%	
3PT%	3-13	23.1%	
FT%	17-28	60.7%	

Dead Ball Rebounds: 5, 1

Missouri - 81

Record: 5-0

NO.	Name	Min	FG	3P	FT	Rebounds	Fouls	TP	AS	TO	ST	Blocks	BS	BA	+
			M-A	M-A	M-A	OR DR TOT	PF FD								
23	Jeremiah Tilmon	F 18:20	0-2	0-0	3-4	0 2 2	5 2	3	0	4	1	0	0	-11	
24	Kobe Brown	F 22:09	5-8	2-5	0-2	1 7 8	3 2	12	0	3	0	0	0	16	
1	Xavier Pinson	G 31:21	6-13	1-4	4-5	0 2 2	1 5	17	5	1	0	0	0	5	
12	Dru Smith	G 38:54	5-11	1-5	7-8	1 2 3	3 7	18	3	4	2	0	0	1	
13	Mark Smith	G 21:53	1-6	1-4	2-2	0 2 2	5 1	5	0	3	0	0	1	3	
2	Drew Buggs	09:21	1-3	0-2	0-0	0 0 0	2 0	2	1	0	0	0	0	-4	
5	Mitchell Smith	24:37	1-2	0-1	6-6	2 5 7	4 3	8	0	1	1	2	0	0	
4	Javon Pickett	23:57	6-8	0-0	2-2	1 4 5	1 3	14	0	0	0	0	1	2	
32	Jordan Wilmore	02:38	0-0	0-0	0-0	0 0 0	1 0	0	0	1	0	0	0	3	
42	Parker Braun	05:25	0-0	0-0	2-2	2 0 2	1 1	2	0	1	0	0	0	4	
0	Torrence Watson	01:25	0-0	0-0	0-0	0 0 0	1 0	0	0	0	0	0	0	-4	
Team						2 2 4		0		0					
Totals			25-53	5-21	26-31	9 26 35	27 24	81	9	18	4	2	2	3	

Shooting By Period			
1st FG%	15-28	53.6%	
3PT%	3-10	30.0%	
FT%	16-16	100%	
2nd FG%	10-25	40.0%	
3PT%	2-11	18.2%	
FT%	15-15	66.7%	
GM FG%	25-53	47.2%	
3PT%	5-21	23.8%	
FT%	26-31	83.9%	

Dead Ball Rebounds: 3, 0

	ILL	MIZ
Biggest lead	2 (1 st 19:34)	13 (2 nd 9:17)
Best Scoring Run	6 (1 st 9:01)	7 (2 nd 9:17)
Lead Changes	5	
Times Tied	7	
Time with Lead	01:01	35:50

Points from		ILL	MIZ
Turnovers		19	13
Paint		44	34
Second Chance		8	10
Fast Breaks		14	20
Bench		14	26

Period by Period Scoring			
	1st	2nd	TOT
ILL	41	37	78
MIZ	49	32	81

Technical Fouls: NONE

Game 6 Recap — Missouri 81, #6 Illini 78

Illinois' late-game comeback fell short in a road loss to Missouri.

The Tigers offense rolled early, finding numerous scoring opportunities in transition and at the foul line after attacking the basket and drawing fouls. Illinois allowed a season-high 49 points in the opening half and found itself with an 8-point deficit at intermission.

After falling behind by as many as 13 points, the Illini put the ball in **Ayo Dosunmu's** hands and he went to work, scoring in numerous isolation plays and spearheading the comeback. Trailing 73-62, the Illini went on a 14-3 run to tie the game at 76-all with 3:18 remaining.

Missouri went ahead by four before the Illini cut it to two on a dunk by **Kofi Cockburn** with 40.9 seconds remaining. After the basket the game was stopped for a video review as his defender hit the deck during the pass into the post.

The controversial play ended with **Cockburn** being assessed a flagrant 1 foul, and the Tigers made 1-of-2 free throws to make it a 3-point game. Illinois' defense then forced a shot clock violation, giving the Orange and Blue the ball with 10.99 seconds left and the chance at a tie.

Dosunmu drove up the court, but his off-balance

GAME 7 #13/13 ILLINOIS 92, MINNESOTA 65 DEC. 15, 2020 // STATE FARM CENTER // CHAMPAIGN, ILL.



Official Basketball Box Score - Final
Minnesota at Illinois
12/15/20 State Farm Center, Champaign, Ill.
2020-21 Men's Basketball

Game Time: 6:00 PM
Game Duration: 2:13
Attendance: 173

Officials: Bo Boroski, Courtney Green, Rob Kueneman

Minnesota - 65

Record: 6-1 (0-1)

NO.	Name	Min	FG	3P	FT	Rebounds	Fouls	TP	AS	TO	ST	Blocks	BS	BA	+/
			M-A	M-A	M-A	OR DR TOT	PF FD								
35	Isaiah Innien	21:18	1-7	0-4	1-2	4 3 7	2 1 3	0	2	0	0	2	1	-25	
0	Liam Robbins	16:11	4-8	2-5	0-4	1 1 2	5 5 10	0	1	0	1	0	1	-7	
5	Marcus Carr	32:49	3-13	1-3	9-10	0 6 6	0 5 16	4	0	0	0	1	0	-25	
11	Both Gach	26:18	0-9	0-1	1-2	0 3 3	2 3 5	1	2	2	0	0	1	-21	
22	Gabe Kalscheur	28:28	3-8	1-4	2-2	1 2 3	3 3 6	3	3	1	1	0	0	-27	
23	Brandon Johnson	18:42	1-8	0-2	6-7	4 4 8	1 4 5	8	0	0	1	2	0	-2	
24	Eric Curry	16:18	3-4	1-2	0-0	0 0 0	2 2 4	0	1	1	0	0	0	-17	
1	Tre Williams	13:29	2-3	1-2	1-3	0 0 0	2 3 5	6	1	0	3	0	0	-5	
4	Jamal Mashburn, Jr.	16:25	1-7	0-3	0-2	0 1 1	0 1 1	2	0	1	0	0	0	-11	
21	Jarvis Omersa	07:31	0-0	0-0	0-0	0 2 2	0 0 0	0	0	0	0	0	0	-3	
3	David Mutaf	02:31	1-2	1-2	0-0	0 0 0	0 0 0	3	0	0	1	0	0	8	
Team						1 2 3				0	1				
Totals			19-69	7-28	20-32	11 24 35	19 27 65	10	9	7	6	2	-27		

Technical Fouls: NONE

Shooting By Period		
1st FG%	8-35	22.9%
3PT%	4-14	28.6%
FT%	9-10	90%
2nd FG%	11-34	32.4%
3PT%	3-14	21.4%
FT%	11-22	50%
GM FG%	19-69	27.5%
3PT%	7-28	25.0%
FT%	20-32	62.5%

Dead Ball Rebounds: 7, 1

Illinois - 92

Record: 5-2 (1-0)

NO.	Name	Min	FG	3P	FT	Rebounds	Fouls	TP	AS	TO	ST	Blocks	BS	BA	+/
			M-A	M-A	M-A	OR DR TOT	PF FD								
21	Kofi Cockburn	25:10	12-15	0-0	9-15	4 9 13	3 9 33	0	3	0	2	0	27		
1	Trent Frazier	29:08	3-8	2-5	2-2	0 3 3	3 3 10	2	0	0	0	1	19		
11	Ayo Dosunmu	30:42	5-14	0-2	0-0	1 6 7	2 2 10	5	4	0	0	1	34		
20	Da'Monte Williams	28:47	1-2	0-0	0-0	1 7 8	2 2 2	3	1	1	0	1	27		
44	Adam Miller	25:16	5-13	4-9	0-0	0 3 3	4 0 14	1	0	1	0	2	20		
5	Andre Curbelo	21:47	3-4	1-2	2-2	0 6 6	4 2 9	9	2	0	0	0	14		
15	Giorgi Bezhanishvili	14:48	2-3	0-0	0-2	1 4 5	2 1 4	0	0	0	0	1	12		
33	Coleman Hawkins	11:56	0-1	0-1	2-2	0 1 1	3 1 2	1	1	0	0	0	3		
3	Jacob Grandison	04:11	1-1	0-0	2-2	0 2 2	0 1 4	0	1	0	0	0	-5		
34	Jermaine Hamlin	04:11	2-3	0-0	0-0	0 1 1	3 0 4	0	1	0	0	0	-5		
2	Connor Serven	01:18	0-0	0-0	0-0	0 0 0	1 0 0	0	0	0	0	0	-7		
10	Edgar Padilla	01:23	0-0	0-0	0-0	0 0 0	0 0 0	0	0	0	0	0	-2		
12	Brandon Lieb	01:23	0-0	0-0	0-0	0 0 0	0 0 0	0	0	0	0	0	-2		
Team						3 1 4				0	1				
Totals			34-64	7-19	17-25	10 43 53	27 19 92	21	14	2	2	6	2	77	

Technical Fouls: NONE

Shooting By Period		
1st FG%	15-33	45.5%
3PT%	2-10	20.0%
FT%	8-14	57.1%
2nd FG%	19-31	61.3%
3PT%	5-9	55.6%
FT%	9-11	81.8%
GM FG%	34-64	53.1%
3PT%	7-19	36.8%
FT%	17-25	68.0%

Dead Ball Rebounds: 3, 1

	MIN	ILL
Biggest lead	8 (1st 14:40)	36 (2nd 3:11)
Best Scoring Run	11 (2nd 0:57)	14 (1st 9:17)
Lead Changes	2	
Times Tied	2	
Time with Lead	06:11	31:12

Points from	MIN	ILL
Turnovers	9	8
Paint	14	48
Second Chance	8	12
Fast Breaks	4	23
Bench	26	23

Period by Period Scoring	1st	2nd	TOT
MIN	29	36	65
ILL	40	52	92

Game 7 Recap – #13 Illini 92, Minnesota 65

Illinois started Big Ten the right way, routing Minnesota at State Farm Center.

After a slow start the Illini found themselves down 18-10. But Illinois dominated the rest of the way to record its largest margin of victory in a Big Ten opener since 1984.

Illinois scored 14 unanswered as part of a 30-11 run over the final 13:12 of the first half, with Minnesota managing just one basket over a 10-minute stretch.

Illinois scored in bunches in transition, racking up 23 fastbreak points. In half-court offense, Illinois pounded the ball inside to sophomore **Kofi Cockburn**, and he responded with a career night.

Cockburn made 12-of-15 shots and drew nine fouls, making nine free throws in 15 attempts. That resulted in a career-high 33 points. **Cockburn** also tallied his fourth double-double of the season, grabbing a game-high 13 rebounds.

Adam Miller drained four 3-pointers and finished with 14 points, while **Ayo Dosunmu** and **Trent Frazier** added 10 points apiece.

Andre Curbelo dazzled with his passing once again, racking up a season-high nine assists in 22 minutes to go along with nine points and six rebounds.

Illinois held Minnesota to 27.5% from the field, the Gophers' worst shooting performance since 2012.

GAME 8 #19/17 RUTGERS 91, #13/13 ILLINOIS 88 DEC. 20, 2020 // THE RAC // PISCATAWAY, N.J.



Official Basketball Box Score - Final
Illinois at Rutgers
12/20/20 Rutgers Athletic Center, Piscataway
2020-21 Men's Basketball

Game Time: 1:00 PM
Game Duration: 2:14

Officials: Larry Scrotto, Kelly Pfeiffer, Rob Riley

Illinois - 88

Record: 5-3 (1-1)

NO.	Name	Min	FG	3P	FT	Rebounds	Fouls	TP	AS	TO	ST	Blocks	BS	BA	+/
			M-A	M-A	M-A	OR DR TOT	PF FD								
21	Kofi Cockburn	33:27	7-14	0-0	3-4	5 7 12	1 5 17	0	0	0	0	3	-1		
1	Trent Frazier	38:31	6-10	3-6	4-4	0 0 0	5 2 19	5	4	1	0	0	-6		
11	Ayo Dosunmu	37:46	10-20	1-2	1-3	2 9 11	4 6 22	6	4	1	0	2	1		
20	Da'Monte Williams	24:02	4-4	4-4	0-0	0 2 2	5 0 12	2	2	1	0	0	9		
44	Adam Miller	20:25	0-3	0-1	0-0	0 0 0	4 1 0	1	1	0	0	2	-7		
5	Andre Curbelo	15:53	1-4	0-1	2-2	0 2 2	5 1 4	5	0	1	0	0	-4		
15	Giorgi Bezhanishvili	22:41	5-7	0-0	1-2	1 3 4	2 2 11	0	2	0	0	1	-13		
33	Coleman Hawkins	04:37	0-0	0-0	0-0	0 0 0	0 0 0	1	0	0	0	0	1		
3	Jacob Grandison	02:38	1-1	1-1	0-0	0 1 1	0 0 0	3	0	0	0	0	5		
Team						2 0 2				0	0				
Totals			34-63	9-15	11-15	10 24 34	26 17 88	20	13	4	0	8	-3		

Technical Fouls: NONE

Shooting By Period		
1st FG%	16-31	51.6%
3PT%	5-9	55.6%
FT%	4-6	66.7%
2nd FG%	18-32	56.3%
3PT%	4-6	66.7%
FT%	7-9	77.8%
GM FG%	34-63	54.0%
3PT%	9-15	60.0%
FT%	11-15	73.3%

Dead Ball Rebounds: 1, 0

Rutgers - 91

Record: 6-0 (2-0)

NO.	Name	Min	FG	3P	FT	Rebounds	Fouls	TP	AS	TO	ST	Blocks	BS	BA	+/
			M-A	M-A	M-A	OR DR TOT	PF FD								
10	Clifford Omoruyi	10:10	0-0	0-0	0-2	1 1 2	2 1 0	0	1	1	2	0	-10		
4	Paul Mulcahy	29:47	1-4	0-1	6-6	4 3 7	3 6 8	1	2	0	1	0	2		
10	Montez Mathis	29:28	5-13	2-5	3-7	1 0 1	3 4 15	0	0	0	2	0	-4		
24	Ron Harper Jr.	35:41	9-15	5-8	5-6	1 8 9	0 4 28	1	1	1	0	0	7		
42	Jacob Young	34:58	8-15	1-2	7-8	0 0 0	3 4 24	4	3	1	0	0	1		
0	Geo Baker	30:16	2-7	0-4	3-4	0 1 1	2 4 7	5	1	2	0	0	10		
15	Myles Johnson	29:40	4-8	0-1	3-4	6 7 13	4 3 9	1	1	3	3	0	9		
Team						2 0 2				0	0				
Totals			29-62	8-20	25-36	15 20 35	17 26 91	12	9	8	8	0	3		

Technical Fouls: NONE

Shooting By Period		
1st FG%	14-31	45.2%
3PT%	5-13	38.5%
FT%	4-10	40%
2nd FG%	15-31	48.4%
3PT%	3-7	42.9%
FT%	21-26	80.8%
GM FG%	29-62	46.8%
3PT%	8-20	40.0%
FT%	25-36	69.4%

Dead Ball Rebounds: 5, 2

	ILL	RUT
Biggest lead	11 (1st 8:07)	12 (2nd 6:53)
Best Scoring Run	8 (1st 17:54)	7 (1st 15:35)
Lead Changes	5	
Times Tied	2	
Time with Lead	26:41	12:36

Points from	ILL	RUT
Turnovers	8	16
Paint	46	36
Second Chance	13	13
Fast Breaks	22	29
Bench	18	16

Period by Period Scoring	1st	2nd	TOT
ILL	41	47	88
RUT	37	54	91

Game 8 Recap – #19 Rutgers 91, #13 Illini 88

A strong start and great shooting performance were not enough to overcome defensive breakdowns and foul trouble as the Illini fell by three points at Rutgers.

Illinois scored the game's first eight points to set the tone for the opening half. The Illini led by as many as 11 and still held a 10-point advantage with less than three minutes remaining before the Scarlet Knights hit consecutive threes to cut it to four at the break.

Illinois trailed 56-55 with 9:32 left when Rutgers gained momentum with a six-point possession. Geo Baker started it off with two free throws, and on the second a controversial flagrant foul was issued to **Da'Monte Williams** during a blackout. That led to two more free throws by Paul Mulcahy and Rutgers retained the ball, with Montez Mathis scoring on a putback to make it a 62-55 game in a span of 20 seconds.

Illinois continued to score, but could not generate stops on the defensive end, with Rutgers hitting big shots late in the clock or drawing fouls and converting at the line. The Illini drew to within four twice in the final minute, but could get no closer than the final 3-point margin with a trey at the buzzer.

Illinois shot 54% on the afternoon and 60% from 3-point range, draining 9-of-15, impressive numbers on the road. But its defense allowed 91 points, including 25 points on free throws as Rutgers had 36 attempts, the most by a UI opponent since Nov. 27, 2018.

The Illini had five players score in double figures with two recording double-doubles. **Ayo Dosunmu** had 22 points and 11 rebounds while **Kofi Cockburn** notched 17 points and 12 boards.

Trent Frazier scored a season-high 19 points while **Da'Monte Williams** had 12 on perfect 4-of-4 shooting from behind the arc.

GAME 9 #18/18 ILLINOIS 98, PENN STATE 81 DEC. 23, 2020 // BRYCE JORDAN CENTER // UNIVERSITY PARK, PA.



Official Basketball Box Score - Final
Illinois at Penn State
12/23/20 Bryce Jordan Center, University Park, Pa.
2020-21 Men's Basketball

Game Time: 6:30 PM
Game Duration: 2:08
Attendance: 158

Officials: D. J. Carstensen, Courtney Green, Donnie Epley

Illinois - 98												
Record: 6-3 (2-1)												
NO.	Name	Min	FG M-A	3P M-A	FT M-A	Rebounds OR DR TOT	Fouls PF FD	TP	AS	TO	ST	Blocks BS BA
21	Kofi Cockburn	C 27:10	11-13	0-0	1-3	3 3 6	1 3	23	0	2	0	1 1 21
1	Trent Frazier	G 37:12	2-7	1-5	2-2	0 4 4	3 2	7	4	0	1	0 0 15
11	Ayo Dosunmu	G 36:57	9-18	2-5	10-11	3 3 6	4 8	30	5	4	2	1 2 21
20	Da'Monte Williams	G 25:20	1-1	0-0	1-2	0 2 2	1 1	3	1	0	0	0 0 -6
44	Adam Miller	G 18:24	2-6	1-4	0-1	0 2 2	3 2	5	1	0	1	0 0 3
5	Andre Curbelo	26:46	3-10	0-1	9-9	0 3 3	2 5	15	8	3	1	0 1 12
15	Giorgi Bezhanishvili	12:22	4-5	0-0	0-0	2 1 3	1 1	8	0	1	0	0 1 -4
3	Jacob Grandison	14:53	3-3	1-1	0-0	4 3 7	0 0	7	1	0	0	0 0 23
33	Coleman Hawkins	00:28	0-0	0-0	0-0	0 0 0	0 0	0	0	0	0	0 0 0
34	Jermaine Hamlin	00:28	0-0	0-0	0-0	0 0 0	0 0	0	0	0	0	0 0 0
Team						2 1 3		0				
Totals			35-63	5-16	23-28	14 22 36	15 22	98	20	10	5	2 5 17

Shooting By Period			
1st FG%	17-30	56.7%	
3PT%	5-10	50.0%	
FT%	4-4	100%	
2nd FG%	18-33	54.5%	
3PT%	0-6	0.0%	
FT%	19-24	79.2%	
GM FG%	35-63	55.6%	
3PT%	5-16	31.3%	
FT%	23-28	82.1%	
Dead Ball Rebounds: 1, 0			

Technical Fouls: Dosunmu 2nd 0:27 Dosunmu 2nd 0:27

Penn State - 81												
Record: 3-3 (0-2)												
NO.	Name	Min	FG M-A	3P M-A	FT M-A	Rebounds OR DR TOT	Fouls PF FD	TP	AS	TO	ST	Blocks BS BA
1	Seth Lundy	F 25:04	3-7	0-3	0-0	1 3 4	2 1	6	0	0	0	1 1 -20
21	John Harrar	F 08:59	1-2	0-0	0-0	1 0 1	4 0	2	0	0	1	0 0 2
0	Myreon Jones	G 31:19	9-17	1-4	2-3	3 0 3	2 3	21	3	2	1	0 1 -6
5	Jamari Wheeler	G 30:21	1-2	0-1	1-2	0 4 4	6 2	3	5	4	0	0 0 -3
12	Izaiah Brockington	G 31:41	10-15	1-1	0-0	0 3 3	3 2	21	2	2	0	0 0 -28
2	Myles Dread	24:00	3-8	1-2	1 1 2	2 2	10	2	1	1	0	0 0 -12
15	Trent Buttrick	22:27	2-5	2-5	0-0	1 6 7	2 1	6	2	0	0	3 0 3
3	Sam Sessoms	21:57	6-8	0-0	0-0	1 6 7	2 1	12	1	1	3	0 0 -11
30	Abdou Tsimbila	03:44	0-0	0-0	0-0	0 0 0	1 0	0	0	2	0	1 0 -10
22	Dallion Johnson	00:28	0-1	0-1	0-0	0 0 0	0 0	0	0	0	0	0 0 0
Team						0 0 0		0				
Totals			35-65	7-23	4-7	8 17 25	23 13	81	15	12	6	5 2 -17

Shooting By Period			
1st FG%	19-31	61.3%	
3PT%	4-10	40.0%	
FT%	1-3	33.3%	
2nd FG%	16-34	47.1%	
3PT%	3-13	23.1%	
FT%	3-4	75%	
GM FG%	35-65	53.8%	
3PT%	7-23	30.4%	
FT%	4-7	57.1%	
Dead Ball Rebounds: 3, 1			

Technical Fouls: Wheeler 2 nd 0:27												
Period by Period Scoring												
			1st	2nd	TOT							
Biggest lead	ILL	PSU	18 (2 nd 0:27)	15 (1 st 14:59)								
Best Scoring Run	9 (1 st 2:59)	12 (1 st 15:38)										
Lead Changes	5											
Times Tied	6											
Time with Lead	17:58	16:49										

GAME 10 #18/18 ILLINOIS 69, INDIANA 60 DEC. 26, 2020 // STATE FARM CENTER // CHAMPAIGN, ILL.



Official Basketball Box Score - Final
Indiana at Illinois
12/26/20 State Farm Center, Champaign, Ill.
2020-21 Men's Basketball

Game Time: 3:00 PM
Game Duration: 1:59
Attendance: 178

Officials: Bo Borocki, Keith Kimble, Brooks Wells

Indiana - 60												
Record: 5-4 (0-2)												
NO.	Name	Min	FG M-A	3P M-A	FT M-A	Rebounds OR DR TOT	Fouls PF FD	TP	AS	TO	ST	Blocks BS BA
23	Trayce Jackson-Davis	F 30:34	3-13	0-0	5-5	0 8 8	3 3	11	1	3	2	3 0 -2
25	Race Thompson	F 29:28	2-5	0-1	0-0	1 4 5	1 1	4	1	0	1	0 1 -5
1	Aljami Durham	G 28:17	4-12	1-5	0-0	1 2 3	3 1	9	3	0	0	0 0 -6
2	Armaan Franklin	G 31:53	8-12	5-6	2-4	0 2 2	2 3	23	0	3	2	0 1 -1
32	Trey Galloway	G 31:40	2-4	0-2	0-0	0 4 4	2 1	4	2	0	0	0 0 -6
10	Rob Phinisee	17:07	2-5	0-2	0-0	0 0 0	1 0	4	1	1	1	0 0 -14
21	Jerome Hunter	15:57	1-5	0-0	0-0	0 4 4	0 0	2	1	0	0	0 0 -6
3	Anthony Leal	04:52	0-0	0-0	0-0	0 0 0	0 0	0	0	0	0	0 0 -3
4	Khristan Lander	06:11	0-1	0-1	0-0	0 0 0	2 0	0	0	0	0	0 0 -3
22	Jordan Geronimo	04:01	1-1	1-1	0-0	0 0 0	1 0	3	0	0	0	0 0 -5
Team						1 1 2		0				
Totals			23-58	7-18	7-9	3 25 28	16 9	60	9	8	6	4 2 -9

Shooting By Period			
1st FG%	10-26	38.5%	
3PT%	2-6	33.3%	
FT%	5-6	83.3%	
2nd FG%	13-32	40.6%	
3PT%	5-12	41.7%	
FT%	2-3	66.7%	
GM FG%	23-58	39.7%	
3PT%	7-18	38.9%	
FT%	7-9	77.8%	
Dead Ball Rebounds: 1, 0			

Illinois - 69												
Record: 7-3 (3-1)												
NO.	Name	Min	FG M-A	3P M-A	FT M-A	Rebounds OR DR TOT	Fouls PF FD	TP	AS	TO	ST	Blocks BS BA
21	Kofi Cockburn	C 29:39	6-12	0-0	3-4	4 11 15	2 5	15	1	2	0	2 3 12
1	Trent Frazier	G 31:31	0-5	0-4	4-5	0 6 6	2 3	4	1	1	2	0 0 7
11	Ayo Dosunmu	G 35:23	11-17	4-5	4-5	0 2 2	2 3	30	5	2	0	0 0 15
20	Da'Monte Williams	G 28:50	2-3	2-3	2-2	1 3 4	1 1	8	1	1	0	0 0 3
44	Adam Miller	G 17:38	0-4	0-0	0-0	0 0 0	1 0	0	0	2	0	0 0 -13
3	Jacob Grandison	09:15	0-4	0-2	0-0	0 2 2	1 0	0	0	0	0	0 0 0
5	Andre Curbelo	29:41	2-6	0-1	1-2	1 5 6	0 2	5	2	3	0	1 1 7
15	Giorgi Bezhanishvili	18:03	3-3	1-1	0-0	1 2 3	0 1	7	2	1	0	0 0 14
Team						1 1 2		0				
Totals			24-54	7-20	14-18	8 32 40	9 15	69	15	11	5	2 4 9

Shooting By Period			
1st FG%	12-28	42.9%	
3PT%	2-10	20.0%	
FT%	3-5	60%	
2nd FG%	12-26	46.2%	
3PT%	5-10	50.0%	
FT%	11-13	84.6%	
GM FG%	24-54	44.4%	
3PT%	7-20	35.0%	
FT%	14-18	77.8%	
Dead Ball Rebounds: 1, 1			

Technical Fouls: NONE												
Period by Period Scoring												
			1st	2nd	TOT							
Biggest lead	IND	ILL	6 (1 st 15:06)	9 (2 nd 6:06)								
Best Scoring Run	7 (1 st 15:06)	14 (2 nd 6:06)										
Lead Changes	8											
Times Tied	2											
Time with Lead	18:10	17:02										

Game 9 Recap — #18 Illini 98, Penn State 81

Illinois recovered from a slow start in Happy Valley, using another strong offensive performance to notch a 17-point Big Ten road win.

The first five minutes belonged to Penn State, as the Nittany Lions roared to a 19-4 lead. Trailing by 13 with 9:30 left in the half, Illinois erupted with a 23-7 run to take a 40-37 lead. The teams went into the break tied at 43.

The game was still tied at 54-all when Illinois took control for good, scoring eight unanswered on a pair of **Ayo Dosunmu** free throws, a jumper by **Trent Frazier**, and consecutive offensive rebound buckets by **Kofi Cockburn**. That spurt put the Illini ahead 62-54 with 12:30 remaining, and the Illini lead never fell below six the rest of the way.

The duo of **Dosunmu** and **Cockburn** led the way once again. **Dosunmu** scored 21 in the second half alone, taking over during crunch time as he did so many times last season. He finished with a game-high 30 points along with six rebounds, five assists, two steals and a block.

Cockburn finished with 23 points on 11-of-13 shooting and six boards, with 16 of his points coming in the opening stanza.

Andre Curbelo had 15 points and game-high eight assists, and the Illini also got a major boost off the bench from **Jacob Grandison**, who led the team with seven rebounds – including four offensive – and tallied seven points in just 15 minutes.

Illinois shot 55.6% en route to scoring 98, the most points for the program in a regulation Big Ten road game since March 13, 1971 (103-87 win at Indiana).

Game 10 Recap — #18 Illini 69, Indiana 60

Illinois showed the ability to win a low-scoring defensive battle, using a second-half spurt to take down Indiana at State Farm Center.

The Illini prepared for an old-school Big Ten tussle against the Hoosiers and its top-10 ranked defense. And that's exactly what unfolded as baskets were at a premium throughout the afternoon.

The first nearly 34 minutes were played within a two-possession margin before Illinois made its move to take control. The Illini erupted with a 14-0 run in just three minutes and 13 seconds, turning a 5-point deficit into a 9-point lead at 58-49 with 6:06 remaining.

After Indiana drew within three, Illinois pushed it back to eight on a pair of **Da'Monte Williams** free throws and **Ayo Dosunmu's** fourth 3-pointer of the game. The Orange and Blue then sealed the win at the foul line in the final minute.

Dosunmu finished with a game-high 30 points on 11-of-17 shooting and 4

GAME 11 #15/16 ILLINOIS 66, PURDUE 58 JAN. 2, 2021 // STATE FARM CENTER // CHAMPAIGN, ILL.



Official Basketball Box Score - Final
Purdue at Illinois
01/02/21 State Farm Center, Champaign, Ill.
2020-21 Men's Basketball

Game Time: 5:00 PM
Game Duration: 1:59
Attendance: 167

Officials: Paul Szec, Courtney Green, Donnie Epley

Purdue - 58												
Record: 7-5 (2-3)												
NO.	Name	Min	FG	3P	FT	Rebounds	Fouls	TP	AS	TO	ST	Blocks
			M-A	M-A	M-A	OR DR TOT	PF FD					BS BA +/-
0	Mason Gillis	F 13:58	1-3	0-2	0-0	0 0 0	3 0	2	0	1	0	0 0 4
50	Trevion Williams	F 26:28	7-14	0-0	0-3	2 6 8	3 6	14	2	2	1	1 1 2
2	Eric Hunter Jr.	G 25:50	0-6	0-1	0-0	0 4 4	3 0	0	4	3	2	0 2 -3
5	Brandon Newman	G 28:36	5-11	1-2	3-3	1 4 5	2 4	14	0	5	0	0 1 4
55	Sasha Stefanovic	G 30:03	3-6	3-5	0-0	0 3 3	4 1	9	0	1	0	0 0 5
15	Zach Edey	12:42	3-6	0-0	1-2	0 4 4	1 1	7	0	1	0	3 1 -11
25	Ethan Morton	07:36	0-0	0-0	0-0	0 0 0	2 0	0	1	0	0	0 0 -14
11	Isaiah Thompson	22:02	1-3	1-2	3-4	1 1 2	1 3	6	2	1	0	0 0 -8
23	Jaden Ivey	14:45	0-4	0-1	0-0	0 2 2	0 0	0	0	0	0	0 1 -23
1	Aaron Wheeler	18:00	2-3	2-3	0-0	1 3 4	1 0	6	2	0	0	0 0 4
Team						1 0 1				0 0		
Totals			22-56	7-16	7-12	6 27 33	20 15	58	11	14	3	4 6 -8

Shooting By Period		
1st FG%	10-32	31.3%
3PT%	3-7	42.9%
FT%	0-0	0%
2nd FG%	12-24	50.0%
3PT%	4-9	44.4%
FT%	7-12	58.3%
GM FG%	22-56	39.3%
3PT%	7-16	43.8%
FT%	7-12	58.3%

Dead Ball Rebounds: 0, 0

Illinois - 66												
Record: 8-3 (4-1)												
NO.	Name	Min	FG	3P	FT	Rebounds	Fouls	TP	AS	TO	ST	Blocks
			M-A	M-A	M-A	OR DR TOT	PF FD					BS BA +/-
21	Kofi Cockburn	C 28:44	7-9	0-0	0-6	1 9 10	2 5	14	0	2	0	2 1 0
1	Trent Frazier	G 36:15	2-5	1-4	0-0	0 3 3	1 3	5	3	2	3	0 0 -1
11	Ayo Dosunmu	G 35:32	5-13	0-2	2-2	1 4 5	3 2	12	3	2	0	1 2 4
20	Da'Monte Williams	G 32:32	3-6	3-5	3-5	0 10 10	0 4	12	1	0	1	1 1 -3
44	Adam Miller	G 20:14	2-6	2-6	4-7	1 2 3	3 3	10	0	0	0	0 0 -5
5	Andre Curbelo	28:40	4-8	0-1	0-1	0 1 1	3 2	8	6	3	1	0 0 26
15	Giorgi Bezhanishvili	12:45	0-3	0-1	0-0	1 1 2	0 0	0	3	2	1	1 0 8
33	Coleman Hawkins	05:18	2-2	1-1	0-1	1 1 2	0 0	1	5	1	0	1 0 11
Team						1 2 3				0 1		
Totals			25-52	7-20	9-22	6 33 39	15 20	66	17	12	6	6 4 8

Shooting By Period		
1st FG%	13-29	44.8%
3PT%	3-9	33.3%
FT%	4-7	57.1%
2nd FG%	12-23	52.2%
3PT%	4-11	36.4%
FT%	5-15	33.3%
GM FG%	25-52	48.1%
3PT%	7-20	35.0%
FT%	9-22	40.9%

Dead Ball Rebounds: 7, 0

PUR			ILL		
Biggest lead	6 (2nd 15:50)	13 (1st 0:08)	Points from	PUR	ILL
Best Scoring Run	19 (2nd 15:50)	10 (1st 9:47)	Turnovers	5	17
Lead Changes	3		Paint	20	32
Times Tied	3		Second Chance	5	7
Time with Lead	10:37	27:15	Fast Breaks	2	13
			Bench	19	13

Period by Period Scoring			
	1st	2nd	TOT
PUR	23	35	58
ILL	33	33	66

GAME 12 #12/12 ILLINOIS 81, NORTHWESTERN 56 JAN. 7, 2021 // WELSH-RYAN ARENA // EVANSTON, ILL.



Official Basketball Box Score - Final
Illinois at Northwestern
01/07/21 Welsh-Ryan Arena, Evanston
2020-21 Men's Basketball

Game Time: 8:00 PM
Game Duration: 1:58

Officials: Larry Scrotto, Chris Beaver, Lewis Garrison

Illinois - 81												
Record: 9-3 (5-1)												
NO.	Name	Min	FG	3P	FT	Rebounds	Fouls	TP	AS	TO	ST	Blocks
			M-A	M-A	M-A	OR DR TOT	PF FD					BS BA +/-
21	Kofi Cockburn	C 27:57	8-9	0-0	2-4	5 7 12	3 4	18	0	1	0	2 0 25
1	Trent Frazier	G 34:06	3-9	3-8	5-5	0 3 3	4 3	14	3	2	0	0 0 19
11	Ayo Dosunmu	G 30:26	5-11	1-2	4-4	0 5 5	2 3	15	6	4	0	0 0 32
20	Da'Monte Williams	G 23:25	2-5	2-4	0-0	2 4 6	1 1	6	1	2	0	0 0 9
44	Adam Miller	G 33:19	5-12	4-11	0-0	0 4 4	2 0	14	0	0	0	0 0 19
5	Andre Curbelo	19:32	2-7	0-1	2-2	0 4 4	4 2	6	7	4	2	1 0 3
15	Giorgi Bezhanishvili	13:34	1-1	0-0	1-2	1 1 2	0 1	3	0	2	0	1 0 -5
33	Coleman Hawkins	02:28	0-0	0-0	1-2	0 0 0	0 1	1	0	0	0	0 0 -6
32	Tyler Underwood	01:43	0-0	0-0	0-0	0 0 0	0 0	0	0	0	0	0 0 2
3	Jacob Grandison	11:40	1-1	1-1	0-0	1 1 2	1 0	0	3	2	0	0 0 21
13	Benjamin Bosmans-Verdonk	00:55	0-0	0-0	0-0	0 0 0	0 0	0	0	0	0	0 0 3
34	Jermaine Hamlin	00:55	0-0	0-0	1-2	0 0 0	0 1	1	0	0	0	0 0 3
Team						1 2 3				0 0		
Totals			27-55	11-27	16-21	10 31 41	17 16	81	19	15	4	4 0 25

Shooting By Period		
1st FG%	8-23	34.8%
3PT%	3-13	23.1%
FT%	9-12	75%
2nd FG%	19-32	59.4%
3PT%	8-14	57.1%
FT%	7-9	77.8%
GM FG%	27-55	49.1%
3PT%	11-27	40.7%
FT%	16-21	76.2%

Dead Ball Rebounds: 1, 0

Northwestern - 56												
Record: 6-4 (3-3)												
NO.	Name	Min	FG	3P	FT	Rebounds	Fouls	TP	AS	TO	ST	Blocks
			M-A	M-A	M-A	OR DR TOT	PF FD					BS BA +/-
10	Miller Kopp	F 33:26	2-7	0-2	4-5	1 0 1	2 2	8	0	2	1	0 0 -18
22	Pete Nance	F 24:28	3-12	1-6	2-2	1 2 3	1 3	9	2	2	2	0 0 -15
31	Robbie Beran	F 24:16	3-6	2-4	3-4	0 5 5	1 2	11	4	1	0	0 0 -21
0	Boo Buie	G 14:39	0-6	0-1	0-0	0 0 0	0 4	3	0	1	2	0 0 -21
1	Chase Audige	G 19:19	1-7	0-2	2-4	0 3 3	2 3	4	1	2	2	0 0 -25
2	Ryan Greer	24:19	1-3	0-0	0-0	0 3 3	0 1	2	1	1	0	0 0 -1
15	Ryan Young	15:14	3-5	1-1	2-2	2 3 5	2 1	9	2	2	0	0 0 -11
11	Anthony Gaines	26:04	3-5	1-2	1-1	2 2 4	2 1	8	1	1	0	0 0 1
3	Ty Berry	17:20	2-4	1-2	0-0	0 1 1	1 1	5	1	0	3	0 0 -11
34	Matthew Nicholson	00:55	0-0	0-0	0-0	0 0 0	1 0	0	0	0	0	0 0 -3
Team						1 3 4				0 0		
Totals			18-55	6-20	14-18	7 22 29	16 17	56	13	13	10	0 4 -25

Shooting By Period		
1st FG%	16-31	51.6%
3PT%	5-13	38.5%
FT%	6-8	75%
2nd FG%	2-4	8.3%
3PT%	1-7	14.3%
FT%	8-10	80%
GM FG%	18-55	32.7%
3PT%	6-20	30.0%
FT%	14-18	77.8%

Dead Ball Rebounds: 3, 0

ILL			NTW		
Biggest lead	25 (2nd 0:41)	16 (1st 1:41)	Points from	ILL	NTW
Best Scoring Run	17 (2nd 7:57)	12 (1st 1:41)	Turnovers	17	12
Lead Changes	2		Paint	32	22
Times Tied	3		Second Chance	15	4
Time with Lead	19:20	18:51	Fast Breaks	11	7
			Bench	14	24

Period by Period Scoring			
	1st	2nd	TOT
ILL	28	53	81
NTW	43	13	56

Game 11 Recap — #15 Illini 66, Purdue 58

Illinois won its third-straight game, topping Purdue in another defensive battle at State Farm Center.

The Illini seemed to take control late in the first half, going on a 10-0 run to take a 13-point lead. But the Boilers ended the half with a three at the buzzer, a momentum play that sparked the visitors to 16 unanswered points to open the second half making it a 19-0 run.

Facing a six-point deficit, Illinois answered the call and took control of the game, outscoring Purdue 20-5 over the next five minutes to take a 53-44 lead with 10:40 remaining.

Purdue would later pull within five, but a reverse layup by **Andre Curbelo** followed by a **Curbelo** lob pass to **Kofi Cockburn** for a dunk moved the Illini advantage back to nine points at the 3-minute mark and put the game out of reach.

The Boilermakers put an emphasis on slowing down the Illini in transition, but Illinois was able to get out and run after forcing turnovers, turning 14 Purdue turnovers into 17 points. Illinois also held a 32-to-20 advantage in points in the paint thanks to **Cockburn's** work in the post as well as **Ayo Dosunmu** and **Curbelo** getting to the basket.

Cockburn tallied game highs of 14 points on 7-of-9 from the field and 10 rebounds for this seventh double-double of the season. **Da'Monte Williams** also recorded a double-double, scoring 12 points while tying his career high with 10 boards.

Game 12 Recap — #12 Illini 81, Northwestern 56

Illinois had one of the most drastic turnarounds in recent college basketball history, storming back from a 16-point road deficit to defeat Northwestern by 25.

After Illinois jumped out to a 12-6 lead five minutes in, Northwestern controlled the remainder of the first half. The Illini had 11 turnovers in the opening half and shot 35% and struggled on the defensive end as well, as the Wildcats made nearly 52% from the field and drained five 3-pointers. The end result was a 43-28 halftime lead for the hosts.

The second half was a complete reversal of the first, with Illinois dominating both ends of the court. The Illini scored eight in a row in just 96 seconds to cut the deficit to seven and force an NU timeout. Illinois later went on a 17-0, turning a 41-48 deficit into a 58-48 lead with 7:57 remaining. And after the Wildcats made their second field goal of the half, the Illini reeled off eight unanswered points in a 95-second spurt to blow the game open.

The final numbers from the second half were staggering, as Illinois outscored Northwestern 53-13 for a 40-point margin and held NU to 8.3% shooting with the Wildcats managing just two baskets on 24 attempts. The Illini, meanwhile, shot 59.4% (19-32) after intermission.

Illinois became the first team in the last 25 seasons to win a game by 20+ points after trailing by at least 15 at halftime.

Kofi Cockburn had a double-double in the second half alone (13 pts, 10 reb) en route to his third straight double-double and eighth of the season, finishing with game-high totals of 18 points and 12 rebounds.

Ayo Dosunmu had 15 points, five boards and six assists, while **Trent Frazier** and **Adam Miller** added 14 points apiece.

GAME 13 MARYLAND 66, #12/12 ILLINOIS 63 JAN. 10, 2021 // STATE FARM CENTER // CHAMPAIGN, ILL.



Official Basketball Box Score - Final
Maryland at Illinois
01/10/21 State Farm Center, Champaign, Ill.
2020-21 Men's Basketball

Game Time: 7:00 PM
Game Duration: 2:05
Attendance: 169

Officials: Bo Boroski, Kelly Pfeifer, Rob Kueneman

Maryland - 66

Record: 7-6 (2-5)

NO.	Name	Min	FG	3P	FT	Rebounds	Fouls	TP	AS	TO	ST	Blocks	BS	BA	+/-
			M-A	M-A	M-A	OR DR TOT	PF FD								
24	Donta Scott	F 36:46	5-10	3-4	3-5	1 7 8	0 4	16	1	2	0	2	0	5	5
30	Galin Smith	F 26:59	1-3	0-0	0-0	2 4 6	2 1	2	0	2	0	1	0	-5	
2	Aaron Wiggins	G 37:49	3-11	1-4	5-5	1 2 3	0 3	12	1	1	1	3	1	1	1
11	Darryl Morsell	G 35:55	8-16	1-3	2-3	1 3 4	2 2	19	3	2	1	0	1	-5	
13	Hakim Hart	G 28:24	2-5	1-3	4-4	1 4 5	3 3	9	2	0	0	0	0	13	
23	Aquan Smart	07:04	1-2	0-0	0-0	0 0 0	0 0	2	0	1	0	0	0	-3	
15	Choi Marial	08:15	1-4	1-3	0-0	0 1 1	2 0	3	0	0	0	0	0	3	
25	Jairus Hamilton	10:40	1-3	1-2	0-0	1 0 1	4 0	3	1	2	0	1	0	16	
0	Marcus Dockery	08:08	0-1	0-1	0-0	0 1 1	0 0	0	0	0	0	0	0	-10	
Team						2 2 4		0		0					
Totals			22-55	8-20	14-17	9 24 33	13 13	66	8	10	2	7	2	3	

Technical Fouls: NONE

Shooting By Period		
1st FG%	10-29	34.5%
3PT%	5-11	45.5%
FT%	7-9	77.8%
2nd FG%	12-26	46.2%
3PT%	3-9	33.3%
FT%	7-8	87.5%
GM FG%	22-55	40.0%
3PT%	8-20	40.0%
FT%	14-17	82.4%

Dead Ball Rebounds: 0, 0

Illinois - 63

Record: 9-4 (5-2)

NO.	Name	Min	FG	3P	FT	Rebounds	Fouls	TP	AS	TO	ST	Blocks	BS	BA	+/-
			M-A	M-A	M-A	OR DR TOT	PF FD								
21	Kofi Cockburn	C 32:19	8-10	0-0	5-6	3 7 10	1 5	21	0	1	0	2	0	4	4
1	Trent Frazier	G 23:05	0-2	0-1	0-0	0 1 1	1 1	0	5	0	2	0	0	10	
11	Ayo Dosunmu	G 40:00	9-23	2-5	3-4	2 6 8	2 3	23	2	3	0	0	3	-3	
20	Da'Monte Williams	G 31:31	0-3	0-1	0-2	0 9 9	2 3	0	5	0	1	0	0	5	
44	Adam Miller	G 30:38	3-6	3-5	0-0	0 1 1	1 0	9	0	3	1	0	2	6	
3	Jacob Grandison	06:18	0-2	0-1	0-0	1 0 1	1 0	0	0	0	0	0	0	-6	
5	Andre Curbelo	26:17	4-12	0-2	0-0	0 2 2	4 0	8	3	1	2	0	2	-22	
15	Giorgi Bezhanishvili	07:41	0-2	0-0	0-0	1 0 1	1 1	0	0	0	0	0	0	-7	
33	Coleman Hawkins	02:11	1-1	0-0	0-0	1 0 1	0 0	2	0	0	1	0	0	-2	
Team						5 1 6		0		1					
Totals			25-61	5-15	8-12	13 27 40	13 13	63	15	9	7	2	7	-3	

Technical Fouls: NONE

Shooting By Period		
1st FG%	12-33	36.4%
3PT%	3-6	50.0%
FT%	7-8	87.5%
2nd FG%	13-28	46.4%
3PT%	2-9	22.2%
FT%	1-4	25%
GM FG%	25-61	41.0%
3PT%	5-15	33.3%
FT%	8-12	66.7%

Dead Ball Rebounds: 3, 0

	UMD	ILL
Biggest lead	5 (2nd 13:49)	7 (1st 15:26)
Best Scoring Run	9 (1st 11:54)	7 (1st 15:26)
Lead Changes	8	
Times Tied	12	
Time with Lead	09:45	22:03

Points from	UMD	ILL
Turnovers	5	12
Paint	18	28
Second Chance	10	6
Fast Breaks	2	18
Bench	8	10

Period by Period Scoring			
	1st	2nd	TOT
UMD	32	34	66
ILL	34	29	63

Game 13 Recap — Maryland 66, #12 Illini 63

Illinois was unable to close out Maryland in crunch time, dropping its first home game of the season.

The Illini jumped out to a 16-9 lead more than five minutes in before the Ter-rapins responded with a 9-0 run. The remainder of the game was played within a 5-point margin as neither team could find separation.

Facing a 50-45 deficit, **Ayo Dosunmu** scored five quick points to tie it on a driving layup followed by a transition three. Illinois had plenty chances down the stretch, but had three empty possessions while maintaining a 59-56 lead and later had three empty trips with a 61-59 lead.

Those missed opportunities loomed large when Hakim Hart hit a 3-pointer with 1:38 left off an offensive rebound to put the Terps up one. After **Da'Monte Williams** missed a pair of free throws with :52 remaining, Darryl Morsell hit a driving layup over **Kofi Cockburn** at the end of the shot clock put the Terps ahead by three.

Illinois had one last chance to force overtime, but **Dosunmu's** long three-point attempt hit off the back of the rim as the horn sounded.

Dosunmu scored a game-high 23 points with eight rebounds, while **Cockburn** registered his fourth-straight double-double with 21 points and game-high 10 boards.

GAME 14 #21/- OHIO STATE 87, #14/13 ILLINOIS 81 JAN. 16, 2021 // STATE FARM CENTER // CHAMPAIGN, ILL.



Official Basketball Box Score - Final
Ohio St. at Illinois
01/16/21 State Farm Center, Champaign, Ill.
2020-21 Men's Basketball

Game Time: 11:00 AM
Game Duration: 2:21
Attendance: 175

Officials: Larry Scrotto, Bo Boroski, Rob Riley

Ohio St. - 87

Record: 11-3 (5-3)

NO.	Name	Min	FG	3P	FT	Rebounds	Fouls	TP	AS	TO	ST	Blocks	BS	BA	+/-
			M-A	M-A	M-A	OR DR TOT	PF FD								
10	Justin Ahrens	F 29:59	4-6	3-5	0-0	0 1 1	5 1	11	0	1	1	0	0	-6	
14	Justice Sueing	F 33:46	2-6	0-0	5-6	2 5 7	1 4	9	4	5	2	0	0	2	
25	Kyle Young	F 23:54	2-3	0-1	2-2	1 1 2	3 4	6	3	0	1	0	0	-4	
32	E.J. Liddell	F 26:38	10-16	4-7	2-4	1 6 7	4 3	26	1	0	0	0	0	-1	
4	Duane Washington Jr.	G 31:19	3-10	1-4	4-4	0 1 1	2 2	11	2	3	0	0	0	-7	
23	Zed Key	13:22	3-4	0-0	2-2	1 3 4	3 2	8	0	1	1	0	0	9	
31	Seth Towns	15:32	4-6	2-3	1-1	1 2 3	0 1	11	0	1	1	0	0	9	
0	Mecchie Johnson Jr.	16:32	1-2	1-1	0-0	0 1 1	1 1	3	2	0	0	0	0	17	
3	Eugene Brown III	02:51	0-0	0-0	0-0	0 0 0	0 0	0	0	0	0	0	0	12	
2	Musa Jallow	06:07	0-1	0-0	2-4	0 1 1	1 2	2	0	0	0	1	0	1	
Team						1 0 1		0		3					
Totals			29-54	11-21	18-23	7 21 28	20 20	87	12	14	6	1	1	8	

Technical Fouls: NONE

Shooting By Period		
1st FG%	17-32	53.1%
3PT%	7-11	63.6%
FT%	2-2	100%
2nd FG%	12-22	54.5%
3PT%	4-10	40.0%
FT%	16-21	76.2%
GM FG%	29-54	53.7%
3PT%	11-21	52.4%
FT%	18-23	78.3%

Dead Ball Rebounds: 4, 2

Illinois - 81

Record: 9-5 (5-3)

NO.	Name	Min	FG	3P	FT	Rebounds	Fouls	TP	AS	TO	ST	Blocks	BS	BA	+/-
			M-A	M-A	M-A	OR DR TOT	PF FD								
21	Kofi Cockburn	C 31:41	7-9	0-0	1-5	6 5 11	3 9	15	0	3	0	0	0	0	
1	Trent Frazier	G 36:46	3-9	2-5	0-0	0 1 1	3 1	8	4	1	2	0	0	8	
11	Ayo Dosunmu	G 35:14	6-16	1-3	9-10	2 2 4	3 4	22	5	1	2	0	0	-9	
20	Da'Monte Williams	G 21:14	1-4	1-3	0-0	0 2 2	2 1	3	1	1	1	0	0	-7	
44	Adam Miller	G 32:15	4-9	3-8	3-3	2 5 7	2 2	14	0	0	1	0	1	-6	
15	Giorgi Bezhanishvili	14:24	4-6	0-1	1-1	0 0 0	1 2	9	0	1	0	0	0	-6	
3	Jacob Grandison	12:41	3-6	2-4	0-0	0 1 1	4 0	8	3	0	0	1	0	1	
5	Andre Curbelo	12:08	1-3	0-2	0-1	0 2 2	1 1	2	2	2	0	0	0	-9	
33	Coleman Hawkins	03:37	0-0	0-0	0-0	0 0 0	1 0	0	0	1	0	0	0	-2	
Team						0 1 1		0		0					
Totals			29-60	9-26	14-20	10 19 29	20 20	81	15	10	6	1	1	-6	

Technical Fouls: NONE

Shooting By Period		
1st FG%	11-27	40.7%
3PT%	3-10	30.0%
FT%	3-5	60%
2nd FG%	18-33	54.5%
3PT%	6-16	37.5%
FT%	11-15	73.3%
GM FG%	29-60	48.3%
3PT%	9-26	34.6%
FT%	14-20	70.0%

Dead Ball Rebounds: 4, 0

	OSU	ILL
Biggest lead	18 (1st 5:35)	2 (1st 19:43)
Best Scoring Run	15 (1st 9:34)	8 (1st 14:42)
Lead Changes	1	
Times Tied	3	
Time with Lead	38:02	00:26

Points from	OSU	ILL
Turnovers	16	14
Paint	26	34
Second Chance	10	5
Fast Breaks	22	6
Bench	24	19

Period by Period Scoring			
	1st	2nd	TOT
OSU	43	44	87
ILL	28	53	81

Game 14 Recap — #21 Ohio State 87, #14 Illini 81

Illinois dug itself too deep a hole to climb out of, with a late-game rally coming up short in a home loss to Ohio State.

In their first visit to State Farm Center in four years, the Buckeyes came out on fire, grabbing a quick 10-2 lead. After Illinois fought back to tie it at 15, OSU then scored 15 unanswered to move ahead 30-15, and eventually took a 15-point lead into halftime.

Facing an 18-point deficit after the opening possession of the second half, the Illini answered with a 10-2 run to pull within 10. The Orange and Blue then cut it to six before the Buckeyes answered to extend their lead back to 14.

Illinois made one last push down the stretch. Facing a 77-67 deficit with 2:30 left, the Illini cut it in half on a **Kofi Cockburn** dunk followed by a **Jacob Grandison** 3-pointer. Illinois then began sending OSU to the foul line, trading free throw attempts for field goal opportunities. That helped the Illini pull within 83-81 with 15 seconds remaining on an **Adam Miller** 3-pointer. But the Buckeyes made four straight foul shots from there to close it out.

Illinois was unable to slow down the Ohio State offense, as the Buckeyes made 11-of-21 from 3-point range (52.4%) and shot nearly 54% overall.

Ayo Dosunmu led the Illini in scoring for the 11th time in 14 games, tallying 22 points. **Kofi Cockburn** notched his fifth-straight double-double and 10th of the year, finishing with 15 points on 7-of-7 shooting with a game-high 11 rebounds. **Adam Miller** also scored in double figures with 14.

GAME 15 #22/24 ILLINOIS 79, PENN STATE 65 JAN. 19, 2021 // STATE FARM CENTER // CHAMPAIGN, ILL.



Official Basketball Box Score - Final
Penn St. at Illinois
01/19/21 State Farm Center, Champaign, Ill.
2020-21 Men's Basketball

Game Time: 7:30 PM
Game Duration: 2:17
Attendance: 148

Officials: Chris Beaver, Kelly Pfeifer, Paul Szlez

Penn St. - 65

Record: 3-6 (0-5)

NO.	Name	Min	FG	3P	FT	Rebounds	Fouls	TP	AS	TO	ST	Blocks	BS	BA	+/-
15	Trent Buttrick	F 06:10	1-2	0-0	0-0	0 0 0	5 0	2	0	2	0	0	0	0	-8
21	John Harrar	F 24:51	1-5	0-0	0-2	4 5 9	2 5	2	0	0	0	0	1	-21	
0	Myreon Jones	G 33:26	6-13	3-4	5-6	0 3 3	0 2	20	1	1	2	0	1	-11	
5	Jamari Wheeler	G 22:07	2-5	0-0	0-0	0 2 2	3 1	4	1	2	1	0	0	-15	
12	Izaiah Brockington	G 19:52	2-8	0-1	2-2	1 3 4	4 2	6	3	3	1	0	1	-6	
1	Seth Lundy	23:52	3-9	2-4	5-5	0 5 5	4 2	13	1	4	2	0	0	3	
3	Sam Sessoms	24:08	0-6	0-3	0-0	0 1 1	1 2	0	0	3	1	0	1	-6	
2	Myles Dread	12:16	2-3	2-3	0-0	1 1 2	1 1	6	1	0	0	0	0	-10	
30	Abdou Tsimbila	14:33	2-4	0-0	0-0	4 3 7	2 0	4	0	0	2	0	2	9	
10	Kyle McCloskey	09:37	1-2	0-0	3-5	1 1 2	0 3	5	1	0	1	0	0	-4	
23	DJ Gordon	06:29	1-4	0-2	1-1	1 0 1	4 1	3	0	0	0	0	2	0	
14	Patrick Kelly	02:39	0-1	0-1	0-0	0 0 0	0 0	0	0	0	0	0	0	1	
Team						4 0 4	0 1	0	1						
Totals			21-62	7-18	16-21	16 24 40	26 19	65	8	16	10	0	8	-14	

Technical Fouls: Gordon 1st0:02Brockington 1st0:02

Shooting By Period			
1 st FG%	8-28	28.6%	
3PT%	6-11	54.5%	
FT%	6-10	60%	
2 nd FG%	13-34	38.2%	
3PT%	1-7	14.3%	
FT%	10-11	90.9%	
GM FG%	21-62	33.9%	
3PT%	7-18	38.9%	
FT%	16-21	76.2%	

Dead Ball Rebounds: 3, 0

Illinois - 79

Record: 10-5 (6-3)

NO.	Name	Min	FG	3P	FT	Rebounds	Fouls	TP	AS	TO	ST	Blocks	BS	BA	+/-
3	Jacob Grandison	F 14:27	1-3	0-0	1-1	2 2 4	3 2	3	3	3	1	0	0	18	
21	Kofi Cockburn	C 25:29	6-10	0-0	9-13	5 7 12	3 10	21	1	2	0	4	0	19	
1	Trent Frazier	G 32:56	4-10	3-7	2-4	0 3 3	3 4	13	2	1	3	0	0	19	
11	Ayo Dosunmu	G 32:01	6-12	0-4	1-2	0 1 1	1 2	13	5	2	1	0	0	20	
44	Adam Miller	G 25:17	3-8	3-7	0-0	0 4 4	1 0	9	1	1	0	0	0	-3	
13	Giorgi Bezhanishvili	12:33	2-2	0-0	2-2	0 2 2	0 2	6	0	0	0	0	0	-15	
20	Da'Monte Williams	20:19	0-0	0-0	3-4	0 5 5	3 2	3	2	2	2	1	0	-4	
33	Coleman Hawkins	13:55	1-4	1-3	2-2	0 1 1	2 1	5	0	0	0	3	0	-10	
5	Andre Curbelo	19:56	3-7	0-1	0-0	0 1 1	4 1	6	4	3	0	0	0	0	
13	Benjamin Bosmans-Verdonk	01:15	0-0	0-0	0-0	0 0 0	0 0	0	0	0	0	0	0	-1	
32	Tyler Underwood	01:15	0-0	0-0	0-0	0 0 0	1 0	0	0	0	0	0	0	-1	
10	Edgar Padilla	00:37	0-1	0-1	0-0	0 0 0	0 0	0	0	0	0	0	0	-2	
Team						1 1 2	0 1	0	1						
Totals			26-57	7-23	20-28	8 27 35	21 24	79	18	15	7	8	0	14	

Technical Fouls: Williams 1st0:02Hawkins 2nd12:57

Shooting By Period			
1 st FG%	13-29	44.8%	
3PT%	5-13	38.5%	
FT%	11-15	73.3%	
2 nd FG%	13-28	46.4%	
3PT%	2-10	20.0%	
FT%	9-13	69.2%	
GM FG%	26-57	45.6%	
3PT%	7-23	30.4%	
FT%	20-28	71.4%	

Dead Ball Rebounds: 7, 0

	PSU	ILL
Biggest lead	0 (1 st 20:00)	22 (2 nd 14:06)
Best Scoring Run	6 (1 st 13:37)	12 (1 st 2:20)
Lead Changes	0	
Times Tied	1	
Time with Lead	00:00	38:31

Points from	PSU	ILL
Turnovers	10	20
Paint	22	30
Second Chance	14	10
Fast Breaks	12	8
Bench	31	20

Period by Period Scoring	1st	2nd	TOT
PSU	28	37	65
ILL	42	37	79

GAME 16 #19/22 ILLINOIS 80, #7/7 IOWA 75 JAN. 29, 2021 // STATE FARM CENTER // CHAMPAIGN, ILL.



Official Basketball Box Score - Final
Iowa at Illinois
01/29/21 State Farm Center, Champaign, Ill.
2020-21 Men's Basketball

Game Time: 8:00 PM
Game Duration: 2:08
Attendance: 190

Officials: Larry Sciotto, Paul Szlez, DJ Carstensen

Iowa - 75

Record: 12-4 (6-3)

NO.	Name	Min	FG	3P	FT	Rebounds	Fouls	TP	AS	TO	ST	Blocks	BS	BA	+/-
15	Keegan Murray	F 31:32	4-9	0-3	0-1	3 5 8	0 3	8	1	0	0	0	0	-6	
55	Luka Garza	C 27:59	9-18	1-3	0-1	2 2 4	4 2	19	1	0	1	0	0	2	
3	Jordan Bohannon	G 28:16	2-6	2-5	0-0	0 2 2	0 2	6	5	2	0	0	0	0	
10	Joe Wieskamp	G 32:35	6-13	5-7	2-2	1 3 4	2 1	19	1	2	0	0	1	1	
30	Connor McCaffery	G 31:59	4-9	2-5	1-1	1 2 3	3 2	11	5	2	1	0	0	-2	
1	Joe Toussaint	12:40	3-5	0-0	0-0	1 0 1	1 1	6	0	2	1	0	0	-7	
2	Jack Nunge	14:10	2-7	0-2	0-0	1 2 3	3 2	4	0	0	1	4	0	-7	
22	Patrick McCaffery	13:58	0-3	0-0	0-0	1 1 2	2 0	0	2	0	0	0	0	-7	
11	Tony Perkins	06:51	1-2	0-0	0-1	1 2 3	0 1	2	2	0	0	0	0	1	
4	Ahron Ulis	00:00													
Team						2 1 3	0 1	0	0						
Totals			31-72	10-25	3-6	13 20 33	15 14	75	17	8	4	4	1	-5	

Technical Fouls: NONE

Shooting By Period			
1 st FG%	17-38	44.7%	
3PT%	6-13	46.2%	
FT%	1-3	33.3%	
2 nd FG%	14-34	41.2%	
3PT%	4-12	33.3%	
FT%	2-3	66.7%	
GM FG%	31-72	43.1%	
3PT%	10-25	40.0%	
FT%	3-6	50.0%	

Dead Ball Rebounds: 0, 0

Illinois - 80

Record: 11-5 (7-3)

NO.	Name	Min	FG	3P	FT	Rebounds	Fouls	TP	AS	TO	ST	Blocks	BS	BA	+/-
3	Jacob Grandison	F 30:00	4-6	1-3	2-2	2 8 10	0 1	11	0	2	2	0	0	13	
21	Kofi Cockburn	C 26:41	2-7	0-0	5-7	4 6 10	2 8	9	0	0	2	1	1	11	
1	Trent Frazier	G 38:01	8-13	4-9	4-4	0 4 4	2 3	24	1	1	1	0	0	4	
11	Ayo Dosunmu	G 36:19	11-18	3-3	0-0	1 1 2	1 0	25	4	2	0	0	1	6	
44	Adam Miller	G 17:22	0-3	0-0	0 2 2	3 0	0 1	0	0	0	0	0	0	0	
5	Andre Curbelo	25:49	3-4	0-0	2-2	1 3 4	2 2	8	8	3	1	0	0	2	
15	Giorgi Bezhanishvili	12:41	1-5	0-0	1-2	0 1 1	2 1	3	0	2	0	0	2	-6	
20	Da'Monte Williams	12:29	0-1	0-1	0-0	0 3 3	2 0	0	1	2	0	0	0	-5	
13	Benjamin Bosmans-Verdonk	00:38	0-1	0-0	0-0	0 0 0	0 0	0	0	0	0	0	0	0	
Team						2 1 3	0 1	0	2						
Totals			29-58	8-19	14-17	10 29 39	14 15	80	15	14	6	1	4	5	

Technical Fouls: NONE

Shooting By Period			
1 st FG%	19-32	59.4%	
3PT%	3-9	33.3%	
FT%	2-4	50%	
2 nd FG%	10-26	38.5%	
3PT%	5-10	50.0%	
FT%	12-13	92.3%	
GM FG%	29-58	50.0%	
3PT%	8-19	42.1%	
FT%	14-17	82.4%	

Dead Ball Rebounds: 2, 2

	IOW	ILL
Biggest lead	6 (1 st 10:45)	7 (2 nd 19:10)
Best Scoring Run	6 (1 st 10:45)	8 (1 st 5:33)
Lead Changes	22	
Times Tied	8	
Time with Lead	14:04	19:28

Points from	IOW	ILL
Turnovers	18	8
Paint	40	34
Second Chance	16	13
Fast Breaks	8	18
Bench	12	11

Period by Period Scoring	1st	2nd	TOT
IOW	41	34	75
ILL	43	37	80

Game 15 Recap — #22 Illini 79, Penn State 65

Illinois got back on the winning track, snapping its two game skid with 1 14-point victory at home over Penn State.

The Illini never trailed on the night, jumping out to an early 13-5 lead and taking control once again with a 10-0 spurt after the Nittany Lions had tied the game at 17. Illinois added another 10-0 run late in the half to move ahead 41-23, and the lead remained double digits the rest of the way, ballooning to as many as 22.

Illinois opened the game with hot shooting against PSU's zone and pounded the ball inside to **Kofi Cockburn** against both the zone and man defenses. **Cockburn** scored a game-high 21 points, shooting 6-of-10 from the field while drawing 10 fouls. That sent him to the free throw line for 13 attempts, where he converted a career-high nine makes.

Cockburn also grabbed a game-high 12 boards for his seventh-straight double-double and added a season-high four blocks.

Ayo Dosunmu and **Trent Frazier** scored 13 points apiece while **Adam Miller** added nine.

Game 16 Recap — #19 Illini 80, #7 Iowa 75

In a fast-paced that had a staggering 22 lead changes, Illinois made a number of big plays in the final minutes to take down No. 7 Iowa at State Farm Center.

The first-half pace was frenetic, with both teams trading blows. **Ayo Dosunmu** was electric in the open court and getting to the basket, scoring 19 first-half points **Trent Frazier** added 14 himself in the opening stanza, and ended the half with a highlight reel play, tossing in a one-handed 3-pointer to put the Illini up 43-41.

The intensity remained in the second half, with the lead trading back-and-forth. **Andre Curbelo** broke a 69-all tie by scoring on a hook shot with 3:42 left. After Joe Wieskamp answered with a 3-pointer, **Jacob Grandison** drained a trey in the corner to put the Illini up 74-72 with 2:23 remaining.

On the following possession, **Curbelo** stole the ball from Connor McCaffery and was fouled. He hit a pair of free throws to put the Illini up four, and after a stop on the next possession, **Frazier** added two more free throws to put the Illini up 78-72 with 21 seconds remaining.

The closing seconds were suspenseful. Jordan Bohannon made a 3-pointer to cut the Illini lead in half and after an Illini turnover trying to inbound the ball, the Hawkeyes regained possession with a chance to tie. But Bohannon missed and **Kofi Cockburn** secured the rebound and was fouled with four seconds left.

Cockburn went to the line for the 1-and-1 and missed, but tracked down his own rebound and was fouled again. This time **Cockburn** made both foul shots, sealing the victory.

Dosunmu led all scorers with 25 points while **Frazier** added 24 for his highest point total in the last two seasons.

GAME 17

#12/13 ILLINOIS 75, INDIANA 71 (OT)

FEB. 2, 2021 // SIMON SKJODT ASSEMBLY HALL // BLOOMINGTON, IND.



Official Basketball Box Score - Final
Illinois at Indiana
02/02/21 Simon Skjodt Assembly Hall, Bloomington
2020-21 Men's Basketball

Game Time: 9:00 PM
Game Duration: 2:44

Officials: Rob Riley, Lewis Garrison, Kelly Pfeiffer

Illinois - 75										Record: 12-5 (8-3)																	
NO.	Name	Min	FG	3P	FT	Rebounds	Fouls	TP	AS	TO	ST	Blocks	BS	BA	±	Shooting By Period											
			M-A	M-A	M-A	OR	DR	TOT	PF	FD						1 st	FG	10-23	43.5%	3PT	3-9	33.3%	FT	11-14	78.6%		
3	Jacob Grandison	F 16:41	2-3	1-2	0-0	1	1	2	1	1	5	2	2	0	0	0	-10	2 nd	FG	11-30	36.7%	3PT <th>4-9</th> <th>44.4%</th> <th>FT<th>8-10</th><th>80%</th></th>	4-9	44.4%	FT <th>8-10</th> <th>80%</th>	8-10	80%
21	Kofi Cockburn	C 37:53	7-15	0-0	2-2	5	5	10	3	2	16	0	1	1	2	1	0	OT	FG	1-4	25.0%	3PT <th>0-1</th> <th>0.0%</th> <th>FT<th>5-8</th><th>62.5%</th></th>	0-1	0.0%	FT <th>5-8</th> <th>62.5%</th>	5-8	62.5%
1	Trent Frazier	G 42:32	5-11	4-9	5-7	0	4	4	2	5	19	2	1	2	0	0	-4	GM	FG	22:57	38.6%	3PT	7-19	36.8%	FT	24:32	75.0%
11	Ayo Dosunmu	G 28:56	2-11	0-1	6-6	1	5	6	5	5	10	2	2	2	0	1	1										
44	Adam Miller	G 31:31	1-6	1-6	1-2	0	2	2	4	2	4	0	3	0	0	0	-4										
15	Giorgi Bezhanishvili	16:08	2-5	1-1	0-0	2	0	2	5	1	5	0	0	0	0	2	23										
20	Da'Monte Williams	27:34	0-0	0-0	4-6	1	3	4	2	3	4	0	0	0	1	0	-3										
5	Andre Curbelo	23:44	3-6	0-0	6-9	1	4	5	4	9	12	4	1	2	0	0	17										
33	Coleman Hawkins	00:01	0-0	0-0	0-0	0	0	0	0	0	0	0	0	0	0	0	0										
Team						0	2	2			0		0														
Totals			22:57	7-19	24-32	11	26	37	26	28	75	10	10	7	3	4	4										

Technical Fouls: Frazier 1st 17:18

Dead Ball Rebounds: 5, 0

Indiana - 71			Record: 9-8 (4-6)														
NO.	Name	Min	FG M-A	3P M-A	FT M-A	Rebounds OR DR TOT	Fouls PF FD	TP	AS	TO	ST	Blocks BS BA	+/	Shooting By Period			
23	Trayce Jackson-Davis	F 39:59	6-18	0-0	7-10	5 9 14	3 7	19	1	3	0	2	-6	1 st FG%	14-29	48.3%	
25	Race Thompson	F 37:05	6-9	0-0	6-12	2 6 8	2 9	18	2	2	3	2	0	3PT%	3-5	60.0%	
1	Aljami Durham	G 31:25	2-6	2-2	7-8	0 2 2	4 4	13	1	2	1	0	0	FT%	10-13	76.9%	
2	Armaan Franklin	G 34:34	4-9	0-1	3-4	0 3 3	5 0	3	11	2	1	1	0	2 nd FG%	7-21	33.3%	
10	Rob Phinisee	G 13:03	0-2	0-0	0-0	0 0 0	5 0	0	0	0	0	1	0	3PT%	1-3	33.3%	
22	Jordan Geronimo	12:56	1-1	0-0	0-0	2 1 3	1 0	2	0	0	0	0	0	FT%	12-19	63.2%	
3	Anthony Leal	12:18	0-1	0-1	0-0	0 2 2	2 0	0	1	2	0	0	0	-10	OT FG%	1-4	25.0%
4	Khristian Lander	18:47	2-5	2-4	0-0	0 2 2	5 0	6	2	1	0	0	0	3PT%	0-0	0.0%	
32	Trey Galloway	24:53	1-3	0-0	0-0	0 0 0	1 2	2	3	2	0	0	1	3	FT%	1-2	50%
Team						2 2 4		0		2				GM FG%	22:54	40.7%	
														3PT%	4-8	50.0%	
Totals			22:54	4-8	23-34	11 27 38	28 25	71	12	15	6	4	3	-4	FT%	23-34	67.6%
Technical Fouls:NONE																	
Dead Ball Rebounds: 6.0																	

Technical Fouls: NONE

Dead Ball Rebounds: 6, 0

	ILL	IND
Biggest lead	4 (1st OT 0:19)	7 (1st 0:01)
Best Scoring Run	8 (1st 6:14)	7 (1st 16:20)
Lead Changes	9	
Times Tied	11	
Time with Lead	10:35	25:09

Points from	ILL	IND
Turnovers	15	5
Paint	28	30
Second Chance	15	13
Fast Breaks	8	0
Bench	21	10

Period by Period Scoring	1st	2nd	OT	TOT
ILL	34	34	7	75
IND	41	27	3	71

Game 17 Recap — #12 Illini 75, Indiana 71 (OT)

After trailing by seven at halftime and six late in the game, Illinois fought back to claim an overtime road victory at Indiana, posting a season sweep of the Hoosiers and earning the Illini's first win in Bloomington since 2010.

It was another physical game between the Illini and the Hoosiers. Whistles and game stoppages were aplenty, but the intensity never wavered as both teams competed hard for 45 minutes.

Indiana held a 64-58 lead with five minutes left when **Trent Frazier** went on a personal 8-0 run to turn the tide. **Frazier** ripped back-to-back 3-pointers to tie it at 64, then was fouled on a 3-point attempt on the following possession. He made two free throws to give the Illini a 66-64 lead.

After the Hoosiers evened it at 66, **Frazier** was fouled and drained two free throws to put the Illini up 68-66. But Indiana forced overtime on a driving layup by Armaan Franklin.

After defense dominated most of the overtime, Illinois executed its most important possession of the night. **Andre Curbelo** used a ball screen to thread a right-hand bounce pass through the lane to a rolling **Kofi Cockburn** for a dunk to put the Illini up 72-68 with 20 seconds left.

Da'Monte Williams later iced the game with a pair of free throws.

Illinois held Indiana to just two field goals over a nearly 13-minute stretch covering the last eight minutes of regulation and first four-plus minutes of OT, and won without the services down the stretch of **Ayo Dosunmu**, who fouled out with 2:40 left in regulation.

Frazier led the Illini with 19 points, while **Cockburn** had a double-double with 16 points and 10 rebounds.

GAME 18

#12/13 ILLINOIS 75, #19/20 WISCONSIN 60

FEB. 6, 2021 // STATE FARM CENTER // CHAMPAIGN, ILL.



Official Basketball Box Score - Final
Wisconsin at Illinois
02/06/21 State Farm Center, Champaign, Ill.
2020-21 Men's Basketball

Game Time: 1:30 PM
Game Duration: 2:02
Attendance: 180

Officials: Bo Boroski, Rob Kueneman, Courtney Green

Wisconsin - 60										Record: 14-6 (8-5)									
NO.	Name	Min	FG M-A	3P M-A	FT M-A	Rebounds OR DR TOT	Fouls PF FD	TP	AS	TO	ST	Blocks BS BA	+/-	Shooting By Period					
2	Aleem Ford	F 21:37	1-4	0-2	0-1	1 0 1	3 1	2	3	2	1	0	-6	1 st FG%	9-30	30.0%	3PT%	0-9	0.0%
5	Tyler Wahl	F 30:55	2-3	0-0	3-6	0 3 3	2 3	7	0	1	2	1	0	-16	FT%	5-9	55.6%		
11	Micah Potter	C 19:37	4-12	0-5	0-0	0 1 1	2 0	8	0	4	1	1	0	-17	2 nd FG%	16-30	53.3%		
0	D'Mitrik Trice	G 38:06	9-18	2-7	2-2	0 2 2	0 2	22	1	2	4	0	1	-14	3 rd FG%	12-26	46.2%		
34	Brad Davison	G 24:05	0-6	0-5	0-0	1 3 4	1 0	0	2	1	0	0	0	-14	FT%	1-2	50%		
1	Jonathan Davis	26:31	3-6	1-1	0-0	0 4 4	3 0	7	0	1	0	0	0	-9	GM FG%	25-60	41.7%		
12	Trevor Anderson	18:46	1-1	0-0	1-2	0 2 2	1 1	3	0	0	0	0	0	0	3 rd FT%	4-24	16.7%		
35	Nate Reuvers	20:23	5-10	1-4	0-0	0 2 2	4 2	11	0	0	2	2	0	2	FT%	6-11	54.5%		
Team						0 0 0		0		0				Dead Ball Rebounds: 3					
Totals			25:60	4-24	6-11	2 17 19	16 9	60	6	11	10	4	1	-15					

Technical Fouls: NONE

Dead Ball Rebounds: 3, 1

Illinois - 75													Record: 13-5 (9-3)													
NO.	Name	Min	FG	3P	FT	Rebounds	Fouls	TP	AS	TO	ST	Blocks	BS	BA	+/-	Shooting By Period										
			M-A	M-A	M-A	OR	DR	PF	FD							1st	FG%	14-29	48.3%	3PT%	2-10	20.0%	FT%	6-7	85.7%	
3	Jacob Grandison	F 23:44	2-5	1-3	0-0	1	3	4	0	5	0	0	1	0	0	13	2nd	FG%	14:24	58.3%	3PT%	3-6	50.0%	FT%	8-14	57.1%
21	Kofi Cockburn	C 28:06	10-13	0-0	3-6	4	10	14	1	7	23	0	2	0	1	22	GM	FG%	28:53	52.8%	3PT%	5-16	31.3%	FT%	14-21	66.7%
1	Trent Frazier	G 35:38	3-9	1-7	1-2	1	1	2	1	2	8	2	2	2	0	0	15									
11	Ayo Dosunmu	G 34:46	6-12	0-0	9-11	1	11	12	0	6	21	12	7	2	0	2	18									
44	Adam Miller	G 26:14	2-5	2-4	0-0	0	0	0	2	0	6	1	1	2	0	0	13									
5	Andre Curbelo	08:06	0-2	0-0	0-0	0	1	1	2	0	0	1	4	0	0	1	-4									
15	Giorgi Bezhanishvili	17:26	3-4	0-0	1-2	1	1	2	1	1	7	0	1	0	0	0	-3									
20	Da'Monte Williams	22:37	2-3	1-2	0-0	2	7	9	3	0	5	0	1	1	0	0	8									
33	Coleman Hawkins	03:23	0-0	0-0	0-0	0	0	0	0	0	0	0	0	0	0	0	-5									
Team						1	1	2	0	0	0	0	0													
Totals			28:53	13-16	14-21	11	35	46	10	16	75	16	18	8	1	4	15									

GAME 19 #6/6 ILLINOIS 77, NEBRASKA 72 (OT)

FEB. 12, 2021 // PINNACLE BANK ARENA // LINCOLN, NEB.



Official Basketball Box Score - Final
Illinois at Nebraska
02/12/21 Pinnacle Bank Arena, Lincoln
2020-21 Men's Basketball

Game Time: 8:07 PM
Game Duration: 2:27

Officials: Sciroto Larry, Higgins John, Wells Brooks

Illinois - 77

Record: 14-5 (10-3)

NO.	Name	Min	FG	3P	FT	Rebounds	Fouls	TP	AS	TO	ST	Blocks	+/-
			M-A	M-A	M-A	OR DR TOT	PF FD					BS BA	
3	Jacob Grandison	F 05:57	0-1	0-0	0-0	0 0 0	1 0	0	1	1	1	0 0	-1
21	Kofi Cockburn	C 39:24	7-8	0-0	7-12	3 10 13	2 6	21	0	1	0	4 0	7
1	Trent Frazier	G 41:00	3-8	2-6	2-2	0 3 3	3 2	10	1	3	1	0 0	5
11	Ayo Dosunmu	G 42:25	12-23	2-6	5-8	2 1 3	1 8	31	6	4	4	0 2	9
44	Adam Miller	G 35:30	4-10	2-7	0-0	0 7 7	4 1	10	1	0	0	1 1	1
20	Da'Monte Williams	31:46	0-0	0-0	0-0	1 4 5	2 2	0	2	0	0	2 0	12
5	Andre Curbelo	13:22	0-3	0-1	0-0	0 2 2	2 0	0	4	3	0	0 0	-1
15	Giorgi Bezhanishvili	05:36	0-0	0-0	0-0	0 0 0	3 0	0	0	0	0	0 0	-2
33	Coleman Hawkins	10:00	2-5	1-1	0-0	2 0 2	1 0	5	0	0	0	1 2	-5
Team						1 3 4		0		1			
Totals			28-58	7-21	14-22	9 30 39	19 19	77	15	13	6	8 5	5

Technical Fouls:Bezhanishvili 2nd12:30

Shooting By Period	1st FG%	2nd FG%	3PT%	FT%	GM FG%
1st FG%	13-28 46.4%				
3PT%	4-11 36.4%				
FT%	3-5 60%				
2nd FG%	12-25 48.0%				
3PT%	2-8 25.0%				
FT%	7-9 77.8%				
OT FG%	3-5 60.0%				
3PT%	1-2 50.0%				
FT%	4-8 50%				
GM FG%	28-58 48.3%				
3PT%	7-21 33.3%				
FT%	14-22 63.6%				

Dead Ball Rebounds: 4, 0

Nebraska - 72

Record: 4-12 (0-9)

NO.	Name	Min	FG	3P	FT	Rebounds	Fouls	TP	AS	TO	ST	Blocks	+/-
			M-A	M-A	M-A	OR DR TOT	PF FD					BS BA	
11	Lat Mayen	F 37:17	5-12	3-8	3-3	0 4 4	1 1	16	0	0	1	0 2	-14
13	Derrick Walker	F 22:43	2-3	0-0	1-1	4 4 8	5 1	5	3	0	0	2 0	-2
0	Teddy Allen	G 36:03	5-12	0-1	5-5	3 5 8	1 4	15	1	2	1	0 1	1
2	Trey McGowens	G 35:27	5-20	1-4	4-6	2 3 5	3 3	15	2	3	1	0 3	3
45	Dalano Banton	G 32:36	2-7	0-3	1-6	2 4 6	4 4	5	1	2	1	2 0	-9
4	Shamiel Stevenson	10:15	2-3	1-1	0-0	1 0 1	0 0	5	2	3	0	0 1	-4
35	Eduardo Andre	10:50	0-1	0-0	2-2	0 3 3	2 3	2	1	1	0	0 0	4
10	Kobe Webster	11:01	0-1	0-0	0-0	0 0 0	0 0	0	1	0	0	0 0	4
34	Thorir Thorbjarnarson	17:21	3-5	2-3	0-0	1 1 1	1 1	8	1	0	2	1 0	-1
24	Yvan Ouedraogo	11:27	0-1	0-0	1-2	0 0 0	3 1	1	0	0	1	0 1	-7
Team						3 1 4		0		2			
Totals			24-65	7-20	17-25	15 25 40	20 18	72	12	13	7	5 8	-5

Technical Fouls:Andre 2nd12:30

Shooting By Period	1st FG%	2nd FG%	3PT%	FT%	GM FG%
1st FG%	13-29 44.8%				
3PT%	3-8 37.5%				
FT%	5-5 100%				
2nd FG%	11-31 35.5%				
3PT%	4-10 40.0%				
FT%	6-12 50%				
OT FG%	0-5 0.0%				
3PT%	0-2 0.0%				
FT%	6-8 75%				
GM FG%	24-65 36.9%				
3PT%	7-20 35.0%				
FT%	17-25 68.0%				

Dead Ball Rebounds: 4, 0

	ILL	NEB
Biggest lead	5 (2 nd 15:39)	9 (1 st 17:01)
Best Scoring Run	10 (2 nd 7:48)	10 (2 nd 12:59)
Lead Changes	9	
Times Tied	6	
Time with Lead	11:57	29:27

Points from	ILL	NEB
Turnovers	7	10
Paint	38	32
Second Chance	9	18
Fast Breaks	8	3
Bench	5	16

Period by Period Scoring	1st	2nd	OT1	TOT
ILL	33	33	11	77
NEB	34	32	6	72

Game 19 Recap — #6 Illini 77, Nebraska 72 (OT)

Illinois survived a scare on the road, as **Ayo Dosunmu** took over once again and carried the Illini to victory in overtime at Nebraska.

The Cornhuskers played like a hungry team in desperate search of its first conference win. They scored nine unanswered to open the game and put the Illini in catch-up mode.

Illinois closed to within one at the break and took its largest lead of the game at 44-39 on a **Dosunmu** dunk with 15:39 left. But the Huskers answered right back with a 10-0 run to retake the lead.

Nebraska led 61-56 with 3:30 left when **Dosunmu** put the team on his back, scoring the UI's last 10 points of regulation highlighted by a driving layup with 20 seconds remaining to force overtime.

Dosunmu then scored the first five points of OT on a layup followed by a three from the top of the key. That capped a personal run of 15 straight points for the Illini, putting the Orange and Blue a 71-66 lead. He later put an exclamation point on his performance with a crossover jumper with 15 seconds remaining to put the Illini back up by five and seal the victory.

Dosunmu finished with 31 points, setting his career high in a conference game and marking his fourth 30-point performance of the season.

Kofi Cockburn registered his third straight double-double, and 14th of the season, tallying 21 points and game-high 13 rebounds.

GAME 20 #5/5 ILLINOIS 73, NORTHWESTERN 66

FEB. 16, 2021 // STATE FARM CENTER // CHAMPAIGN, ILL.



Official Basketball Box Score - Final
Northwestern at Illinois
02/16/21 State Farm Center, Champaign, Ill.
2020-21 Men's Basketball

Game Time: 8:00 PM
Game Duration: 2:06
Attendance: 162

Officials: Bo Boroski, Donnie Epley, Lewis Garrison

Northwestern - 66

Record: 6-13 (3-12)

NO.	Name	Min	FG	3P	FT	Rebounds	Fouls	TP	AS	TO	ST	Blocks	+/-
			M-A	M-A	M-A	OR DR TOT	PF FD					BS BA	
10	Miller Kopp	F 34:07	3-8	0-4	0-1	1 3 4	1 2	6	1	1	1	0 0	-2
22	Pete Nance	F 28:57	5-9	2-5	2-2	0 6 6	4 5	14	0	1	1	0 0	-2
15	Ryan Young	C 14:16	2-4	0-0	0-0	0 2 2	3 1	4	0	3	0	0 0	-16
1	Chase Audige	G 38:34	9-21	3-8	1-2	2 3 5	1 3	22	1	2	2	0 1	-5
11	Anthony Gaines	G 33:28	1-5	1-3	2-2	2 5 7	3 1	5	1	1	2	0 0	1
3	Robbie Beran	14:34	0-4	0-2	0-0	0 2 2	5 2	0	0	1	1	1 1	-1
0	Boo Bule	15:23	4-9	0-2	1-1	0 1 1	5 2	9	1	2	0	0 0	2
3	Ty Berry	04:10	0-1	0-1	0-0	0 0 0	0 0	0	0	1	0	0 0	-3
2	Ryan Greer	16:31	3-3	0-0	0-0	1 2 3	0 0	6	0	0	0	0 0	-9
Team						1 1 2		0		0			
Totals			27-64	6-25	6-8	7 25 32	22 16	66	4	12	6	1 2	-7

Technical Fouls:NONE

Shooting By Period	1st FG%	2nd FG%	3PT%	FT%	GM FG%
1st FG%	11-32 34.4%				
3PT%	0-10 0.0%				
FT%	4-5 80%				
2nd FG%	16-32 50.0%				
3PT%	6-15 40.0%				
FT%	2-3 66.7%				
GM FG%	27-64 42.2%				
3PT%	6-25 24.0%				
FT%	6-8 75.0%				

Dead Ball Rebounds: 4, 1

Illinois - 73

Record: 15-5 (11-3)

NO.	Name	Min	FG	3P	FT	Rebounds	Fouls	TP	AS	TO	ST	Blocks	+/-
			M-A	M-A	M-A	OR DR TOT	PF FD					BS BA	
3	Jacob Grandison	F 11:45	2-3	1-2	0-0	0 3 3	1 0	5	2	1	0	0 0	-1
21	Kofi Cockburn	C 22:42	7-11	0-0	3-6	6 4 10	2 6	17	0	2	0	0 1	4
1	Trent Frazier	G 30:35	2-5	0-0	3-4	0 1 1	4 3	9	2	1	0	0 0	8
11	Ayo Dosunmu	G 37:43	5-9	2-2	1-2	0 2 2	1 1	13	5	5	1	0 0	4
44	Adam Miller	G 31:17	3-11	3-9	1-2	0 3 3	4 2	10	0	2	2	0 0	3
15	Giorgi Bezhanishvili	16:11	5-7	0-0	0-0	1 2 3	2 2	10	0	1	0	0 0	5
20	Da'Monte Williams	25:32	2-3	0-1	1-3	0 3 3	1 3	5	5	1	2	1 0	6
5	Andre Curbelo	18:20	1-3	0-2	0-3	1 6 7	1 4	2	2	2	0	0 0	9
33	Coleman Hawkins	05:55	0-0	0-0	2-2	0 0 0	0 0	1	2	0	0	1 0	-3
Team						0 2 2		0		0			
Totals			27-52	8-21	11-22	8 26 34	16 22	73	16	15	5	2 1	7

Technical Fouls:NONE

Shooting By Period	1st FG%	2nd FG%	3PT%	FT%	GM FG%
1st FG%	15-25 60.0%				
3PT%	4-7 57.1%				
FT%	4-7 57.1%				
2nd FG%	12-27 44.4%				
3PT%	4-14 28.6%				
FT%	7-15 46.7%				
GM FG%	27-52 51.9%				
3PT%	8-21 38.1%				
FT%	11-22 50.0%				

Dead Ball Rebounds: 2, 2

	NWU	ILL
Biggest lead	0 (1 st 20:00)	18 (1 st 10:34)
Best Scoring Run	11 (2 nd 4:44)	11 (1 st 10:34)
Lead Changes	0	
Times Tied	1	
Time with Lead	00:00	39:30

Points from	NWU	ILL
Turnovers	14	13
Paint	30	34
Second Chance	4	8
Fast Breaks	3	6
Bench	15	19

Period by Period Scoring	1st	2nd	TOT
NWU	26	40	66
ILL	38	35	73

Game 20 Recap — #5 Illini 73, Northwestern 66

Illinois used a strong start, hot shooting, and the late-game heroics of **Ayo Dosunmu** to extend its winning streak to six in a row with a home victory over Northwestern.

The Illini were on fire coming out of the gate, making six of its first seven shots to take a quick 14-3 lead. Soon after, Illinois scored 11 unanswered to take a seemingly comfortable 18-point lead at 25-7. Illinois also received a big lift off the bench from **Giorgi Bezhanishvili**, who scored 10 first-half points after **Kofi Cockburn** was sidelined by two early fouls.

The Wildcats settled in after the rough start and cut the Illini lead to 12 by the break. They continued to battle, switching defenses and heating up from 3-point range to make it a 42-38 game less than five minutes into the second half.

The Illini pushed it back to double figures and went ahead 60-48 on a **Dosunmu** layup with 7:22 remaining. But this time it was Northwestern that scored 11 in a row, cutting it to 60-59.

The game remained in the balance down the stretch when **Dosunmu** did once again did what he has done so many times throughout his college career: step up at closing time. He drained his first 3-point attempt of the game with 1:20 left, putting the Illini up five. And on Illinois' next possession he stepped up from 28 feet and swished another triple to make it an 8-point game with just 39 seconds remaining and sent the Illini to victory.

Cockburn led the Illini with 17 points and 10 rebounds to record his third-straight double-double and 15th of the season, while **Dosunmu** finished with 13 points, eight of which came in the last 4:15.

GAME 21 #5/5 ILLINOIS 94, MINNESOTA 63 FEB. 20, 2021 // WILLIAMS ARENA // MINNEAPOLIS, MINN.



Official Basketball Box Score - Final
Illinois at Minnesota
02/20/21 Williams Arena, Minneapolis
2020-21 Men's Basketball

Game Time: 2:30 PM
Game Duration: 2:01
Attendance: 56

Officials: D.J. Carstensen, Courtney Green, Kelly Pfeiler

Illinois - 94		Record: 16-5 (12-3)												
NO.	Name	Min	FG M-A	3P M-A	FT M-A	Rebounds OR DR TOT	Fouls PF FD	TP	AS	TO	ST	Blocks BS BA	+/-	
3	Jacob Grandison	F 21:18	3-4	2-2	4-4	2 1 3	0 2	12	4	1	1	0 0	31	
21	Kofi Cockburn	C 24:04	9-12	0-0	4-4	2 4 6	2 3	22	0	1	0	1 1	28	
1	Trent Frazier	G 31:51	5-9	3-4	2-2	0 3 3	1 2	15	4	1	6	0 1	27	
11	Ayo Dosunmu	G 32:23	9-16	0-0	1-2	1 9 10	0 2	19	10	3	2	0 3	29	
44	Adam Miller	G 24:04	2-7	1-4	0-0	0 4 4	3 1	5	3	2	0	0 2	16	
20	DaMonte Williams	20:23	1-2	1-2	0-0	0 2 2	2 1	3	2	0	0	0 0	11	
5	Andre Curbelo	10:44	2-3	0-0	0-0	0 2 2	3 1	4	4	1	0	0 0	4	
15	Giorgi Bezhaniashvili	11:41	4-7	0-0	1-1	2 1 3	1 2	9	0	0	0	0 1	8	
33	Coleman Hawkins	06:34	1-3	0-2	0-0	0 0 0	0 0	2	0	0	0	0 0	0	
34	Jermaine Hamlin	06:29	0-0	0-0	1-2	0 0 0	1 1	1	0	0	0	1 0	-1	
13	Benjamin Bosmans-Verdonk	03:45	1-1	0-0	0-0	0 1 1	0 0	2	0	0	0	0 0	0	
32	Tyler Underwood	03:45	0-0	0-0	0-0	0 0 0	0 0	0	0	0	0	0 0	0	
2	Connor Serven	02:07	0-0	0-0	0-0	0 0 0	0 0	0	0	0	0	0 0	2	
12	Brandon Lieb	00:52	0-2	0-0	0-0	1 0 1	0 0	0	0	0	0	0 1	0	
Team						1 1 2		0	1					
Totals			37-66	7-14	13-15	9 28 37	13 15	94	27	10	9	2 9	31	

Shooting By Period		
1st FG%	16-30	53.3%
3PT%	5-7	71.4%
FT%	11-11	100%
2nd FG%	21-36	58.3%
3PT%	2-7	28.6%
FT%	2-4	50%
GM FG%	37-66	56.1%
3PT%	7-14	50.0%
FT%	13-15	86.7%
Dead Ball Rebounds: 1, 0		

Minnesota - 63		Record: 13-10 (6-10)												
NO.	Name	Min	FG M-A	3P M-A	FT M-A	Rebounds OR DR TOT	Fouls PF FD	TP	AS	TO	ST	Blocks BS BA	+/-	
23	Brandon Johnson	F 26:19	4-6	0-0	4-7	1 1 2	2 3	12	1	0	1	1	0	-17
0	Liam Robbins	C 13:11	0-4	0-2	0-0	0 1 1	1 0	0	4	1	0	4	0	-12
1	Tre Williams	G 30:55	4-10	2-4	1-2	0 2 2	2 1	11	0	2	0	0	0	-33
4	Jamal Mashburn, Jr.	G 34:52	6-14	2-3	2-2	0 6 6	3 2	16	3	5	0	1	0	-23
5	Marcus Carr	G 31:45	3-11	2-4	4-4	0 2 2	4 4	12	2	3	1	1	0	-27
24	Eric Curry	10:56	1-1	0-0	0-0	2 1 3	1 0	2	1	2	0	0	0	-5
11	Both Gach	18:43	1-3	1-2	0-0	0 2 2	1 1	3	3	2	0	0	0	-11
35	Isaiah Ihnen	13:41	2-2	1-1	0-0	1 2 3	0 2	5	0	2	0	1	0	-14
32	Sam Freeman	15:53	1-3	0-0	0-0	1 2 3	1 0	2	2	0	0	2	1	-14
2	Marlice Mitchell	03:45	0-0	0-0	0-0	0 1 1	0 0	0	0	0	0	0	0	1
Team						1 1 2		0	1					
Totals			22-54	8-16	11-15	6 21 27	15 13	63	16	18	2	9 2	-31	
Technical Fouls: NONE														

Shooting By Period		
1st FG%	12-27	44.4%
3PT%	4-6	66.7%
FT%	5-8	62.5%
2nd FG%	10-27	37.0%
3PT%	4-10	40.0%
FT%	6-7	85.7%
GM FG%	22-54	40.7%
3PT%	8-16	50.0%
FT%	11-15	73.3%
Dead Ball Rebounds: 2, 0		

	ILL	MIN
Biggest lead	36 (2 nd 6:59)	5 (1 st 13:11)
Best Scoring Run	13(2 nd 18:23)	8(2 nd 4:53)
Lead Changes	5	
Times Tied	4	
Time with Lead	33:39	04:00

Points from	ILL	MIN
Turnovers	24	9
Paint	48	20
Second Chance	8	5
Fast Breaks	31	8
Bench	21	12

Period by Period Scoring			
	1st	2nd	TOT
ILL	48	46	94
MIN	33	30	63

Game 21 Recap — #5 Illini 94, Minnesota 63

Illinois was firing on all cylinders in Minneapolis, using its transition game and strong defense to post a 31-point victory over the Gophers. The victory was the Illini's fifth straight on the road, and extended its winning streak to seven in a row overall.

Illinois pulled away late in the first half, extending a 37-31 lead to 15 at the break with an 11-2 run over the final three minutes, capped by a **Trent Frazier** steal and half court shot at the buzzer.

The Illini opened the second half with eight unanswered over the first three minutes to make it 56-33. The lead never fell below 20 from that point on, and grew to as many as 38 at 88-52 with seven minutes left.

Ayo Dosunmu stuffed the stat sheet once again, recording his second triple-double in four games with 19 points, 10 rebounds and 10 assists.

That performance put him in elite company, becoming just the sixth Big Ten player with multiple triple doubles in a season, and joining Michigan State's Magic Johnson as the only two players with multiple triple doubles in Big Ten play.

Dosunmu was one of four Illini to score in double figures on the afternoon. **Kofi Cockburn** scored a game-high 22 points on 9-of-12 from the field.

Trent Frazier had 15 points and set a career-high with six steals, the most by an Illini in 16 years.

Jacob Grandison set a season-high with 12 points.

GAME 22 MICHIGAN STATE 81, #5/4 ILLINOIS 72 FEB. 23, 2021 // BRESLIN CENTER // EAST LANSING, MICH.



Official Basketball Box Score - Final
Illinois at Michigan St.
02/23/21 Breslin Center, East Lansing
2020-21 Men's Basketball

Game Time: 7:00 PM
Game Duration: 2:20

Officials: Larry Scrotto, Steve McJunkins, Edwin Young

Illinois - 72		Record: 16-6 (12-4)												
NO.	Name	Min	FG M-A	3P M-A	FT M-A	Rebounds OR DR TOT	Fouls PF FD	TP	AS	TO	ST	Blocks BS BA	+/-	
3	Jacob Grandison	F 23:23	1-3	0-1	2-2	3 3 6	2 1 4	2	0	0	0	0	-3	
21	Kofi Cockburn	C 24:27	5-11	0-0	3-11	3 3 6	3 9 13	0	1	0	0	1	-9	
1	Trent Frazier	G 32:51	7-13	4-8	4-5	2 1 3	4 3 22	2	2	0	0	0	3	
11	Ayo Dosunmu	G 36:35	6-18	1-6	4-8	3 6 9	1 5 17	5	4	2	2	4	-5	
44	Adam Miller	G 16:21	0-3	0-1	2-2	0 0 0	0 1 2	1	0	0	0	1	-11	
5	Andre Curbelo	18:37	5-7	0-1	2-4	2 2 4	3 2 12	2	3	1	0	0	-6	
15	Giorgi Bezhaniashvili	17:43	0-0	0-0	0-0	1 3 4	2 2 0	0	1	0	0	2	-5	
20	DaMonte Williams	22:32	0-0	0-0	0-0	2 5 7	2 0 0	2	0	1	0	0	-12	
33	Coleman Hawkins	07:31	0-2	0-0	2-2	0 1 1	2 1 2	0	0	0	0	1	3	
Team						0 0 0		0	0					
Totals			24-60	5-17	19-34	16 24 40	19 24 72	14	11	4	2	9	-9	
Technical Fouls: NONE														

Shooting By Period		
1st FG%	7-29	24.1%
3PT%	4-11	36.4%
FT%	8-10	80%
2nd FG%	17-31	54.8%
3PT%	1-6	16.7%
FT%	11-24	45.8%
GM FG%	24-60	40.0%
3PT%	5-17	29.4%
FT%	19-34	55.9%
Dead Ball Rebounds: 8, 0		

Michigan St. - 81		Record: 12-9 (6-9)												
NO.	Name	Min	FG M-A	3P M-A	FT M-A	Rebounds OR DR TOT	Fouls PF FD	TP	AS	TO	ST	Blocks BS BA	+/-	
0	Aaron Henry	F 38:39	9-19	0-1	2-4	1 5 6	0 2	20	5	2	2	2 1	12	
34	Julius Marble	F 06:40	3-6	0-0	0-0	2 0 2	5 0	6	0	0	0	0 0	-1	
44	Gabe Brown	F 32:24	2-4	1-2	0-0	0 4 4	1 1	5	1	0	0	1 0	1	
1	Joshua Langford	G 36:19	6-11	1-1	0-1	3 13 16	1 2	13	1	1	2	1 1	15	
2	Rocket Watts	G 31:03	5-11	0-1	5-7	0 1 1	2 4	15	5	1	1	0 0	12	
22	Mady Sissoko	08:44	0-0	0-0	0-0	0 0 0	3 1	0	0	0	0	0 0	-7	
11	A.J. Hoggard	08:57	1-2	0-1	0-0	0 0 0	0 2	2	2	0	1	0 0	-3	
15	Thomas Kithier	06:32	0-0	0-0	0-0	1 0 1	5 1	0	1	2	0	1 0	8	
20	Joey Hauser	14:17	3-3	2-2	5-6	0 2 2	3 3	13	2	2	1	1 0	1	
30	Marcus Bingham Jr.	11:41	3-3	0-0	1-2	1 1 2	4 3	7	0	0	0	3 0	6	
25	Malik Hall	04:44	0-0	0-0	0-0	0 0 0	0 0	0	1	0	0	0 0	1	
Team						0 1 1		0	0					
Totals			32-59	4-8	13-20	8 27 35	24 19	81	18	8	7	9 2	9	
Technical Fouls: NONE														

Shooting By Period		
1st FG%	16-30	53.3%
3PT%	3-6	50.0%
FT%	1-4	25%
2nd FG%	16-29	55.2%
3PT%	1-2	50.0%
FT%	12-16	75%
GM FG%	32-59	54.2%
3PT%	4-8	50.0%
FT%	13-20	65.0%
Dead Ball Rebounds: 2, 0		

	ILL	MSU
Biggest lead	5 (1 st 17:19)	19 (2 nd 11:15)
Best Scoring Run	6 (2 nd 9:25)	10 (1 st 12:45)
Lead Changes	1	
Times Tied	0	
Time with Lead	04:04	34:29

Points from	ILL	MSU
Turnovers	8	13
Paint	34	38
Second Chance	18	11
Fast Breaks	21	22
Bench	14	22

Period by Period Scoring			
	1st	2nd	TOT
ILL	26	46	72
MSU	36	45	81

The Spartans shot 54.2% on the night, the first Illini opponent in the last eight games to top 44%. Illinois, meanwhile, converted just 40% on the night. The Illini attempted a season-high 34 free throws but made only 19 (55.9%).

Trent Frazier continued his recent scoring spree, netting a game-high 22 points on 7-of-13 shooting that included a season-high tying four 3-pointers.

Dosunmu had 17 points while also eading the Illini with nine rebounds, five assists, two steals and two blocks.

Kofi Cockburn (13) and **Andre Curbelo** (12) also scored in double digits.

GAME 23 #5/4 ILLINOIS 86, NEBRASKA 70 FEB. 25, 2021 // STATE FARM CENTER // CHAMPAIGN, ILL.



Official Basketball Box Score - Final
Nebraska at Illinois
02/25/21 State Farm Center, Champaign, Ill.
2020-21 Men's Basketball

Game Time: 6:00 PM
Game Duration: 2:11
Attendance: 192

Officials: Kelly Pfeifer, Donnie Eppley, Owen Shott

Nebraska - 70

Record: 5-17 (1-14)

NO.	Name	Min	FG	3P	FT	Rebounds	Fouls	TP	AS	TO	ST	Blocks	+/-
			M-A	M-A	M-A	OR DR TOT	PF FD					BS BA	
11	Lat Mayen	25:42	0-3	0-1	0-0	0 2 2	2 1 0	0	1	0	1	0	-22
13	Derrick Walker	18:03	3-5	0-0	1-1	1 4 5	4 2 7	1	2	0	0	0	1
0	Teddy Allen	20:30	3-7	0-1	1-2	1 3 4	2 2 7	1	3	0	0	0	-17
2	Trey McGowens	25:55	6-16	1-4	3-4	0 4 4	4 4 16	1	2	2	0	1	-12
45	Dalano Banton	23:24	2-6	0-3	2-2	0 4 4	4 2 6	1	3	0	1	1	-19
34	Thorir Thorbjarnarson	24:36	0-1	0-1	0-0	0 1 1	1 0 0	2	0	1	0	0	-11
35	Eduardo Andre	10:52	3-5	0-0	1-3	1 1 2	4 2 7	0	0	1	0	0	-9
4	Shamuel Stevenson	19:09	4-8	1-5	3-4	0 1 1	2 2 12	0	1	0	0	0	-4
10	Kobe Webster	20:47	5-9	2-5	0-0	0 1 1	0 1 12	1	1	0	0	0	5
24	Yvan Ouedraogo	03:55	0-0	0-0	0-0	0 0 0	2 1 0	0	1	0	0	0	-5
14	Trevor Lakes	02:43	1-1	1-1	0-0	0 0 0	0 0 0	3	1	0	0	0	5
3	Elijah Wood	02:29	0-0	0-0	0-0	0 0 0	0 0 0	0	0	0	0	0	5
21	Jace Piatkowski	01:31	0-0	0-0	0-0	0 1 1	0 0 0	0	0	0	0	0	2
44	Bret Porter	00:24	0-0	0-0	0-0	0 0 0	0 0 0	0	0	0	0	0	1
Team						2 2 4	0	1					
Totals			27-61	5-21	11-16	5 24 29	25 17	70	8	15	4	2	-16

Technical Fouls: Allen 1st2:09Mayen 1st1:52

Shooting By Period		
1 st	FG%	11-27 40.7%
	3PT%	2-9 22.2%
	FT%	4-5 80%
2 nd	FG%	16-34 47.1%
	3PT%	3-12 25.0%
	FT%	7-11 63.6%
GM	FG%	27-61 44.3%
	3PT%	5-21 23.8%
	FT%	11-16 68.8%

Dead Ball Rebounds: 2.0

Illinois - 86

Record: 17-6 (13-4)

NO.	Name	Min	FG	3P	FT	Rebounds	Fouls	TP	AS	TO	ST	Blocks	+/-
			M-A	M-A	M-A	OR DR TOT	PF FD					BS BA	
4	Zach Griffith	05:28	0-0	0-0	0-0	0 2 2	0 0 0	0	0	0	0	0	-1
21	Kofi Cockburn	24:29	8-10	0-0	8-10	2 5 7	2 6 24	0	2	0	1	0	17
1	Trent Frazier	35:54	1-9	1-7	4-4	0 2 2	2 4 7	2	3	2	0	1	21
20	Da'Monte Williams	34:25	3-7	1-4	1-2	2 5 7	2 2 8	2	0	4	1	0	1
44	Adam Miller	28:00	8-15	2-8	0-2	1 3 4	5 1 18	0	0	0	0	0	26
3	Jacob Grandison	22:40	4-7	0-2	6-7	4 3 7	2 4 14	1	1	1	0	0	17
5	Andre Curbelo	30:46	4-8	0-1	2-2	2 10 12	2 3 10	8	5	1	0	0	8
15	Giorgi Bezhanishvili	10:50	1-4	0-0	0-0	1 1 2	2 1 2	0	2	0	0	1	5
33	Coleman Hawkins	06:29	0-1	0-1	0-0	0 0 0	1 0 0	0	0	0	0	0	-2
34	Jermaine Hamlin	04:41	0-0	0-0	1-2	0 0 0	0 2 1	0	0	0	0	0	-2
32	Tyler Underwood	02:29	1-1	0-0	0-0	0 0 0	0 0 0	2	0	0	0	0	-5
10	Edgar Padilla	01:31	0-0	0-0	0-0	0 0 0	0 0 0	0	0	0	0	0	-2
13	Benjamin Bosmans-Verdonk	01:24	0-0	0-0	0-0	0 0 0	0 0 0	0	0	0	0	0	-2
2	Connor Serven	00:54	0-0	0-0	0-0	0 0 0	1 0 0	0	0	0	0	0	-1
Team						0 0 0	0	1					
Totals			30-62	4-23	22-29	12 31 43	20 23	86	13	14	8	2	16

Technical Fouls: Coach 1st8:32Frazier 1st2:09Cockburn 1st1:52

Shooting By Period		
1 st	FG%	15-29 51.7%
	3PT%	2-10 20.0%
	FT%	4-7 57.1%
2 nd	FG%	15-33 45.5%
	3PT%	2-13 15.4%
	FT%	18-22 81.8%
GM	FG%	30-62 48.4%
	3PT%	4-23 17.4%
	FT%	22-29 75.9%

Dead Ball Rebounds: 3.1

Game 23 Recap — #5 Illini 86, Nebraska 70

Illinois received contributions from every class in a win over Nebraska, making for a memorable Senior Night in Champaign.

Before the game the program honored seniors **Trent Frazier**, **Da'Monte Williams** and **Zach Griffith**, as well as junior **Ayo Dosunmu**, who was making his final appearance at State Farm Center.

Illinois was playing for the first time this season without **Dosunmu**, who was sidelined after suffering an injury late in the Michigan State game.

That led to more minutes at the point for **Frazier** and freshman **Andre Curbelo**, and the opportunity for many players to fill the scoring void. Freshman **Adam Miller** stepped up into that role, rolling off 16 first-half points as the Illini took an 8-point lead into the locker room.

Illinois then used a 9-0 scoring burst over just 91 seconds to break the game open, taking a 51-36 lead with 15 minutes remaining. The lead remained double digits from there as the Illini cruised to their 13th Big Ten win of the season.

Kofi Cockburn took over in the second half, scoring 18 points to finish with 24, his second-highest total of the season. **Miller** finished with 18 and Jacob Grandison added a season-high 14 points.

Curbelo flirted with a triple-double, totaling 10 points and a career-high 12 rebounds along with 8 assists.

	NEB	ILL
Biggest lead	0 (1 st 20:00)	21 (2 nd 3:51)
Best Scoring Run	6 (2 nd 14:20)	9 (2 nd 15:09)
Lead Changes	0	
Times Tied	2	
Time with Lead	00:00	38:50

Points from	NEB	ILL
Turnovers	12	12
Paint	32	46
Second Chance	4	12
Fast Breaks	2	16
Bench	34	29

Period by Period Scoring			
	1st	2nd	TOT
NEB	28	42	70
ILL	36	50	86

2020-21 STATISTICS – BIG TEN GAMES



2020-21 Illinois Men's Basketball Combined Team Statistics In Conference games

Game Records

Record	Overall	Home	Away	Neutral
ALL GAMES	13-4	8-2	5-2	0-0
CONFERENCE	13-4	8-2	5-2	0-0
NON-CONFERENCE	0-0	0-0	0-0	0-0

Score by Periods

Team	1st	2nd	OT	TOT
Illinois	612	719	18	1349
Opponents	567	611	9	1187

Team Box Score

No.	Player				Total		3-Point		F-Throw		Rebounds													
		GP-GS	MIN	AVG	FG-FGA	FG%	3FG-FGA	3FG%	FT-FTA	FT%	OFF	DEF	TOT	AVG	PF	DQ	A	TO	BLK	STL	PTS	AVG		
11	DOSUNMU, Ayo	16-16	563:09	35.2	117-251	.466	19-48	.396	60-78	.769	20	73	93	5.8	32	1	86	53	4	19	313	19.6		
21	COCKBURN, Kofi	17-17	489:21	28.8	127-186	.683	0-0	.000	68-118	.576	65	112	177	10.4	36	0	2	26	25	3	322	18.9		
1	FRAZIER, Trent	17-17	587:51	34.6	57-142	.401	36-100	.360	44-52	.846	3	43	46	2.7	44	1	45	25	0	28	194	11.4		
44	MILLER, Adam	17-17	433:46	25.5	44-127	.346	31-97	.320	11-19	.579	4	42	46	2.7	46	1	11	15	1	8	130	7.6		
5	CURBELO, Andre	17-0	350:10	20.6	41-97	.423	1-17	.059	28-39	.718	8	56	64	3.8	46	1	82	42	1	15	111	6.5		
3	GRANDISON, Jacob	16-8	231:31	14.5	28-53	.528	11-25	.440	17-18	.944	21	34	55	3.4	17	0	21	12	1	9	84	5.3		
15	BEZHANISHVILI, Giorgi	17-0	237:06	13.9	37-67	.552	2-4	.500	8-14	.571	16	23	39	2.3	28	1	5	16	2	1	84	4.9		
20	WILLIAMS, Da'Monte	17-9	423:19	24.9	22-44	.500	15-30	.500	15-26	.577	12	76	88	5.2	33	1	31	12	7	15	74	4.4		
33	HAWKINS, Coleman	15-0	84:22	5.6	7-19	.368	3-9	.333	9-11	.818	4	4	8	0.5	10	0	3	2	6	1	26	1.7		
34	HAMLIN, Jermaine	5-0	16:44	3.3	2-3	.667	0-0	.000	3-6	.500	0	1	1	0.2	4	0	0	1	1	0	7	1.4		
32	UNDERWOOD, Tyler	4-0	09:12	2.3	1-1	1.000	0-0	.000	0-0	.000	0	0	0	0.0	1	0	0	0	0	0	2	0.5		
13	BOSMANS-VERDONK, Benjamin	5-0	07:57	1.6	1-2	.500	0-0	.000	0-0	.000	0	1	1	0.2	0	0	0	0	0	0	2	0.4		
12	LIEB, Brandon	2-0	02:15	1.1	0-2	.000	0-0	.000	0-0	.000	1	0	1	0.5	0	0	0	0	0	0	0	0.0		
2	SERVEN, Connor	3-0	04:19	1.4	0-0	.000	0-0	.000	0-0	.000	0	0	0	0.0	2	0	0	0	0	0	0	0.0		
4	GRIFFITH, Zach	1-1	05:28	5.5	0-0	.000	0-0	.000	0-0	.000	0	2	2	2.0	0	0	0	0	0	0	0	0.0		
10	PADILLA, Edgar	3-0	03:31	1.2	0-1	.000	0-1	.000	0-0	.000	0	0	0	0.0	0	0	0	0	0	0	0	0.0		
Team											21	20	41					9						
Total		17	3450		484-995	.486	118-331	.356	263-381	.690	175	487	662	38.9	299	6	286	213	48	99	1349	79.4		
Opponents		17	3450		428-1025	.418	116-331	.350	215-310	.694	149	390	539	31.7	334	12	191	204	73	104	1187	69.8		

Team Statistics

	ILLINI	OPP
Scoring	1349	1187
Points per game	79.4	69.8
Scoring margin	+9.5	-
Field goals-att	484-995	428-1025
Field goal pct	.486	.418
3 point fg-att	118-331	116-331
3-point FG pct	.356	.350
3-pt FG made per game	6.9	6.8
Free throws-att	263-381	215-310
Free throw pct	.690	.694
F-Throws made per game	15.5	12.6
Rebounds	662	539
Rebounds per game	38.9	31.7
Rebounding margin	+7.2	-
Assists	286	191
Assists per game	16.8	11.2
Turnovers	213	204
Turnovers per game	12.5	12.0
Turnover margin	-0.5	-
Assist/turnover ratio	1.3	0.9
Steals	99	104
Steals per game	5.8	6.1
Blocks	48	73
Blocks per game	2.8	4.3
Winning streak	1	-
Home win streak	5	-
Attendance	1734	214
Home games-Avg/Game	10-173	7-31
Neutral site-Avg/Game	-	0-0

Team Results

Date	Opponent		Score	Att.
12/15/2020	Minnesota	W	92-65	173
12/20/2020	at Rutgers	L	88-91	0
12/23/2020	at Penn St.	W	98-81	158
12/26/2020	Indiana	W	69-60	178
01/02/2021	Purdue	W	66-58	167
01/07/2021	at Northwestern	W	81-56	0
01/10/2021	Maryland	L	63-66	169
01/16/2021	Ohio St.	L	81-87	175
01/19/2021	Penn St.	W	79-65	148
01/29/2021	Iowa	W	80-75	190
02/02/2021	at Indiana	Wot	75-71	0
02/06/2021	Wisconsin	W	75-60	180
02/12/2021	at Nebraska	Wot	77-72	0
02/16/2021	Northwestern	W	73-66	162
02/20/2021	at Minnesota	W	94-63	56
02/23/2021	at Michigan St.	L	72-81	0
02/25/2021	Nebraska	W	86-70	192

2020-21 STATISTICS – ALL GAMES



2020-21 Illinois Men's Basketball Combined Team Statistics All games

Game Records

Record	Overall	Home	Away	Neutral
ALL GAMES	17-6	11-2	6-3	0-1
CONFERENCE	13-4	8-2	5-2	0-0
NON-CONFERENCE	4-2	3-0	1-1	0-1

Score by Periods

Team	1st	2nd	OT	TOT
Illinois	866	991	18	1875
Opponents	746	836	9	1591

Team Box Score

No.	Player				Total		3-Point		F-Throw		Rebounds													
		GP-GS	MIN	AVG	FG-FGA	FG%	3FG-FGA	3FG%	FT-FTA	FT%	OFF	DEF	TOT	AVG	PF	DQ	A	TO	BLK	STL	PTS	AVG		
11	DOSUNMU, Ayo	22-22	766:21	34.8	171-352	.486	28-70	.400	92-118	.780	27	112	139	6.3	49	1	117	71	6	25	462	21.0		
21	COCKBURN, Kofi	23-23	632:26	27.5	158-234	.675	0-0	.000	90-156	.577	78	152	230	10.0	53	0	3	40	32	5	406	17.7		
1	FRAZIER, Trent	23-23	772:08	33.6	72-176	.409	48-124	.387	52-64	.813	3	63	66	2.9	59	2	60	37	1	33	244	10.6		
44	MILLER, Adam	23-23	600:26	26.1	69-181	.381	42-126	.333	19-29	.655	7	51	58	2.5	57	1	17	24	1	13	199	8.7		
5	CURBELO, Andre	23-0	463:14	20.1	67-140	.479	3-23	.130	40-56	.714	12	71	83	3.6	64	1	99	60	2	21	177	7.7		
15	BEZHANISHVILI, Giorgi	23-0	345:34	15.0	55-98	.561	3-5	.600	12-22	.545	28	32	60	2.6	41	1	11	23	7	3	125	5.4		
20	WILLIAMS, Da'Monte	23-15	576:45	25.1	36-67	.537	25-46	.543	18-31	.581	20	104	124	5.4	44	1	44	16	7	20	115	5.0		
3	GRANDISON, Jacob	22-8	280:37	12.8	33-65	.508	13-30	.433	17-18	.944	23	47	70	3.2	22	0	27	14	2	11	96	4.4		
33	HAWKINS, Coleman	21-0	127:43	6.1	8-24	.333	3-12	.250	12-17	.706	8	8	16	0.8	12	0	7	4	7	1	31	1.5		
34	HAMLIN, Jermaine	7-0	21:05	3.0	2-3	.667	0-0	.000	4-8	.500	0	3	3	0.4	5	0	0	1	1	0	8	1.1		
12	LIEB, Brandon	4-0	11:17	2.8	1-6	.167	0-0	.000	2-2	1.000	4	2	6	1.5	0	0	1	3	1	0	4	1.0		
32	UNDERWOOD, Tyler	4-0	09:12	2.3	1-1	1.000	0-0	.000	0-0	.000	0	0	0	0.0	1	0	0	0	0	0	2	0.5		
4	GRIFFITH, Zach	4-1	16:10	4.0	1-1	1.000	0-0	.000	0-0	.000	1	3	4	1.0	1	0	0	1	0	0	2	0.5		
2	SERVEN, Connor	5-0	10:14	2.0	1-1	1.000	0-0	.000	0-0	.000	0	1	1	0.2	2	0	0	1	0	0	2	0.4		
13	BOSMANS-VERDONK, Benjamin	5-0	07:57	1.6	1-2	.500	0-0	.000	0-0	.000	0	1	1	0.2	0	0	0	0	0	0	2	0.4		
10	PADILLA, Edgar	5-0	08:51	1.8	0-1	.000	0-1	.000	0-0	.000	0	0	0	0.0	0	0	0	0	0	0	0	0.0		
Team											33	28	61					10						
Total		23	4650		676-1352	.500	165-437	.378	358-521	.687	244	678	922	40.1	410	7	386	305	67	132	1875	81.5		
Opponents		23	4656		578-1394	.415	151-454	.333	284-421	.675	195	503	698	30.3	457	17	260	276	88	151	1591	69.2		

Team Statistics

	ILLINI	OPP
Scoring	1875	1591
Points per game	81.5	69.2
Scoring margin	+12.3	-
Field goals-att	676-1352	578-1394
Field goal pct	.500	.415
3 point fg-att	165-437	151-454
3-point FG pct	.378	.333
3-pt FG made per game	7.2	6.6
Free throws-att	358-521	284-421
Free throw pct	.687	.675
F-Throws made per game	15.6	12.3
Rebounds	922	698
Rebounds per game	40.1	30.3
Rebounding margin	+9.7	-
Assists	386	260
Assists per game	16.8	11.3
Turnovers	305	276
Turnovers per game	13.3	12.0
Turnover margin	-1.3	-
Assist/turnover ratio	1.3	0.9
Steals	132	151
Steals per game	5.7	6.6
Blocks	67	88
Blocks per game	2.9	3.8
Winning streak	1	-
Home win streak	5	-
Attendance	2164	792
Home games-Avg/Game	13-166	9-88
Neutral site-Avg/Game	-	1-0

Team Results

Date	Opponent		Score	Att.
11/25/2020	N.C. A&T	W	122-60	132
11/26/2020	Chicago St.	W	97-38	143
11/27/2020	Ohio	W	77-75	155
12/02/2020	vs Baylor	L	69-82	0
12/08/2020	at Duke	W	83-68	0
12/12/2020	at Missouri	L	78-81	578
12/15/2020	Minnesota	W	92-65	173
12/20/2020	at Rutgers	L	88-91	0
12/23/2020	at Penn St.	W	98-81	158
12/26/2020	Indiana	W	69-60	178
01/02/2021	Purdue	W	66-58	167
01/07/2021	at Northwestern	W	81-56	0
01/10/2021	Maryland	L	63-66	169
01/16/2021	Ohio St.	L	81-87	175
01/19/2021	Penn St.	W	79-65	148
01/29/2021	Iowa	W	80-75	190
02/02/2021	at Indiana	Wot	75-71	0
02/06/2021	Wisconsin	W	75-60	180
02/12/2021	at Nebraska	Wot	77-72	0
02/16/2021	Northwestern	W	73-66	162
02/20/2021	at Minnesota	W	94-63	56
02/23/2021	at Michigan St.	L	72-81	0
02/25/2021	Nebraska	W	86-70	192



TRENT FRAZIER
SR. / G / 6-2 / 175
WELLINGTON, FLA.
WELLINGTON



CONNOR SERVEN
FR. / F / 6-9 / 215
BUSHNELL, ILL.
ST. RITA



JACOB GRANDISON
R-JR. / G/F / 6-6 / 205
OAKLAND, CALIF.
HOLY CROSS



ZACH GRIFFITH
SR. / F / 6-6 / 220
FISHER, ILL.
FISHER



ANDRE CURBELO
FR. / G / 6-1 / 175
VEGA BAJA, PUERTO RICO
LONG ISLAND LUTHERAN




EDGAR PADILLA JR.
FR. / G / 6-1 / 165
CAROLINA, PUERTO RICO
SAN IGNACIO DE LOYOLA



AYO DOSUNMU
JR. / G / 6-5 / 200
CHICAGO, ILL.
MORGAN PARK




BRANDON LIEB
FR. / C / 7-0 / 210
DEERFIELD, ILL.
DEERFIELD




BENJAMIN BOSMANS-VERDONK
R-FR. / F / 6-8 / 235
LOMMEL, BELGIUM
KA PEGASUS



GIORGI BEZHANISHVILI
JR. / F / 6-9 / 245
RUSTAVI, GEORGIA
THE PATRICK SCHOOL



DA'MONTE WILLIAMS
SR. / G / 6-3 / 215
PEORIA, ILL.
MANUAL




KOFI COCKBURN
SO. / C / 7-0 / 285
KINGSTON, JAMAICA
OAK HILL ACADEMY




AUSTIN HUTCHERSON
R-JR. / G / 6-6 / 180
NEW YORK, N.Y.
WESLEYAN




TYLER UNDERWOOD
GR. / G / 6-2 / 180
CHAMPAIGN, ILL.
OKLAHOMA STATE



COLEMAN HAWKINS
FR. / F / 6-10 / 215
SACRAMENTO, CALIF.
PROLIFIC PREP



JERMAINE HAMLIN
SO. / C / 6-10 / 235
LINCOLN, ILL.
LINCOLN



ADAM MILLER
FR. / G / 6-3 / 180
PEORIA, ILL.
MORGAN PARK



BRAD UNDERWOOD
HEAD COACH
4TH YEAR AT ILLINOIS
8TH YEAR OVERALL

2020-21 ILLINOIS FIGHTING ILLINI BASKETBALL