

# WISCONSIN BASKETBALL

24 NCAA TOURNAMENT APPEARANCES ■ 4 FINAL FOURS ■ 19 BIG TEN CHAMPIONSHIPS ■ 21 CONSENSUS ALL-AMERICANS

## #21 WISCONSIN BADGERS

15-8, 9-7 BIG TEN



**Rankings (AP/Coaches):** 21/21  
**Head Coach:** Greg Gard  
**Record at Wisconsin:** 116-65 (6th Season)  
**Overall Record:** 116-65 (6th Season)

VS

## NORTHWESTERN WILDCATS

6-13, 3-12 BIG TEN



**Rankings (AP/Coaches):** 11/14  
**Head Coach:** Chris Collins  
**Record at NW:** 115-132 (8th Season)  
**Overall Record:** 115-132 (8th Season)

THURSDAY, FEB. 18 ■ 6 P.M. (CT) ■ MADISON, WIS. ■ KOHL CENTER ■ ESPN

### BADGERS FACE WILDCATS ON ROAD IN EVANSTON

- No. 21 Wisconsin and Northwestern will meet for the second time this regular season, as the Badgers head to Evanston for Sunday's rematch. Tip is set for 6 p.m. CT on Big Ten Network.
- The Badgers won this season's first meeting, 68-52, in Madison. Wisconsin has wins in 20 of the last 25 games against the Wildcats in the all-time series, including 5 straight wins.



Through 23 games, Wisconsin has played the 15th toughest schedule in the NCAA and has the 5th-toughest remaining slate according to ESPN's BPI.

### GAME 24 - FAST BREAK FACTS

- Wisconsin is looking for Big Ten win number 10, which would give it double-digit wins for the 18th time in the last 20 years. No other Big Ten team can make that claim.
- Sunday's game will mark UW's 17th game against Quad 1 or Quad 2 competition, going 8-8 in such games so far. No team has played more Quad 1/2 games than Wisconsin.
- The Badgers have a trend of getting hot as the season unfolds. In fact, over the last 3 seasons, the Badgers are 18-7 in regular season games in February and March (more page 2).
- Wisconsin is ranked 15th by KenPom.com, ranked 16th in Sagarin, ranked 20th in ESPN's BPI and ranked 22nd in the NET Rankings.
- Ranked 15th in the nation by KenPom.com, the Badgers are building an impressive resume.
  - UW has 8 Quad 1 and Quad 2 wins this season according to the NET rankings. Only 11 schools in the country have more Quad 1/2 wins.
- The Badgers boast one of the most balanced teams in the nation, ranking in the top-35 of both defensive (9th) and offensive (40th) efficiency according to KenPom.com.
- Wisconsin has the luxury of different players stepping up on different nights. The Badgers recently had a stretch where a different player led the team in scoring in 7 straight games.
  - A total of 9 different Badgers have scored in double figures in a game this season.
  - UW is 9-1 when 4+ players score double digits.
- Wisconsin leads the nation averaging only 9.0 turnovers per game (more page 6).
- The 2020 Big Ten Coach of the Year, **Greg Gard** owns a career record of 116-65 (.641), boasting the 3rd-highest win percentage in Wisconsin history (more on pg 5).
- The Badgers lead the Big Ten allowing only 63.2 ppg this season and rank 4th in FG% defense (41.2%). Wisconsin's defense is 9th in the NCAA in Ken Pomeroy's Adjusted Defensive Efficiency.
- Wisconsin has won 17 of its last 18 games when hitting 10+ triples in a game (5-1 this season). UW is 8-2 this season when making 9+ 3s in a game (more page 5).
- Senior **D'Mitrik Trice** leads the Badgers averaging 13.5 ppg and 3.9 apg, shooting 36.0% from 3-point range and a 2.5 assist-to-TO ratio.
- Freshman **Jonathan Davis** has led the team in scoring in 2 of the last 5 games, averaging 9.6 ppg, shooting 51.4% FG and 63.6% 3FG (7-11) during that stretch (more pg 4).
- **Micah Potter** has scored in double figures in 16 of 23 games, including a 23-points, 11-rebound double-double on Thursday vs. Iowa.
- Recently, **Nate Reuvers** (1,027 points) joined teammates **Brad Davison** and **D'Mitrik Trice** in reaching the 1,000-point career milestone.

### WISCONSIN'S POTENTIAL STARTERS (BASED ON LAST GAME)

No.	Name	Pts.	Reb.	Ast.	Of Note
0	D'MITRIK TRICE	13.5	3.6	3.9	Made his 100th career start Thur. vs. Iowa (13th Badger ever)
2	ALEEM FORD	9.2	4.2	1.1	When Ford scores double digits, UW is 8-4 this season (26-9 career)
5	TYLER WAHL	5.2	4.3	1.5	10 straight starts, including double-double (13 pts, 10 reb) at PSU
34	BRAD DAVISON	8.9	3.3	2.1	Has played in all 120 games he's been eligible (116 consecutive)
35	NATE REUVERS	9.0	3.4	0.7	Wisconsin's all-time leading shot blocker (171 career swats)

### 2020-21 SCHEDULE

Nov. 25	EASTERN ILLINOIS	W, 77-67
Nov. 27	ARK-PINE BLUFF	W, 92-58
Dec. 1	GREEN BAY	W, 82-42
Dec. 4	at Marquette	L, 65-67
Dec. 9	RHODE ISLAND	W, 63-62
Dec. 15	LOYOLA (CHICAGO)	W, 77-63
Dec. 19	#23 LOUISVILLE^	W, 85-48
Dec. 22	NEBRASKA	W, 67-53
Dec. 25	at #12 Michigan State	W, 85-76
Dec. 28	MARYLAND	L, 64-70
Dec. 31	#21 MINNESOTA	W, 71-59

Jan. 7	INDIANA	W, 80-73 (2OT)
Jan. 12	at #7 Michigan	L, 54-77
Jan. 15	at Rutgers	W, 60-54
Jan. 20	NORTHWESTERN	W, 68-52
Jan. 23	#15 OHIO STATE	L, 62-74
Jan. 27	at Maryland	W, 61-55
Jan. 30	at Penn State	L, 71-81

Feb. 2	PENN STATE	W, 72-56
Feb. 6	at #12 Illinois	L, 60-75
Feb. 10	at Nebraska	W, 61-48
Feb. 14	#3 MICHIGAN	L, 59-67
Feb. 18	#11 IOWA	L, 62-77
Feb. 21	at Northwestern	6 PM
Feb. 27	#5 ILLINOIS	TBA

Mar. 2	at Purdue	TBA
Mar. 7	at #11 Iowa	11:30 AM

### BIG TEN TOURNAMENT - Indianapolis, Ind.

Mar. 10-14 at Lucas Oil Stadium

### NCAA TOURNAMENT - Indianapolis, Ind.

Mar. 18	First Four
Mar. 19-22	Rounds 1-2
Mar. 27-30	Sweet 16 / Elite 8
April 3-5	Final Four

^ ACC Challenge  
 Home games in **BOLD CAPS**

### FOLLOW THE #BADGERS

#### TV: BIG TEN NETWORK

App: FOX Sports | Online: foxsportsgo.com

■ Play-by-Play:	Brandon Gaudin
■ Analyst:	Stephen Bardo

#### RADIO: BADGER SPORTS NETWORK

App: iHeartRadio | Satellite: SiriusXM 195

■ Play-by-Play:	Matt Lepay
■ Analyst:	Mike Lucas

#### SOCIAL MEDIA: #ONWISCONSIN

■ Twitter:	@BadgerMBB
■ Instagram:	badgermbb
■ Facebook:	/WisconsinMensBasketball
■ YouTube:	/WisconsinBadgers

**BASKETBALL COMMUNICATIONS****GENERAL INFORMATION**

- Address: 1440 Monroe Street, Madison, WI 53711
- Website: UWBadgers.com
- Press Box Phone: (608) 262-7766

**BRANDON HARRISON – PRIMARY**

- Phone: (608) 279-8653
- Email: bah@athletics.wisc.edu
- Twitter: @BrandonHarrison

**PATRICK HERB – DIRECTOR OF BRAND STRATEGY**

- Phone: (608) 957-2085
- Email: pah@athletics.wisc.edu
- Twitter: @PatrickHerb

**MEDIA RESOURCES****CREDENTIAL APPLICATIONS**

- www.sportssystems.com/Wisconsin

**BIG TEN MEDIA EMAIL LIST**

- office.bigten.org/media

**WISCONSIN BASKETBALL RECORD BOOK**

- go.wisc.edu/MBBRecordBook

**WIRELESS INTERNET ACCESS (KOHL CENTER)**

- BadgerWiFi (connect and register with email address)

**LIVE STATS - STATBROADCAST (KOHL CENTER)**

- Wisconsin.StatBroadcast.com (password: buckybadger)

**OFFICIAL SOCIAL MEDIA CHANNELS**

- Twitter: @BadgerMBB
- Instagram: @badgermbb
- Facebook: /WisconsinMensBasketball
- YouTube: /WisconsinBadgers

**RADIO**

- Radio Station: WIBA (1310 AM)

**Play-by-Play Announcer: Matt Lepay**

Address: P.O. Box 99  
Madison, WI 53701  
Phone: 608-274-5450

**Color Analyst: Mike Lucas**

Address: 1440 Monroe St.  
Madison, WI 53711  
Phone: 608-252-6474

**Credentials:** 2019-20 Wisconsin Basketball credentials must be requested online: [www.sportssystems.com/Wisconsin](http://www.sportssystems.com/Wisconsin)

Contact Brandon Harrison with questions (608-279-8653). Approved credentials will be either mailed or made available at the Brand Communications Office or with the parking attendant (white vehicle) at the entrance to Lot 46 on Frances Street, one block north of the Kohl Center

**TRENDING THIS SEASON**

Wisconsin's 15-8 start has revealed a handful of early trends. Consider...

- **Top-20:** Wisconsin is ranked 15th by KenPom.com, 16th in Sagarin, 20th in ESPN's BPI and 22nd in the NET.
- **Beating the Best:** UW owns 8 Quad 1 & 2 wins according to the NET ranking. Only 11 schools have more Quad 1/2 wins.
  - UW owns 7 wins over top 50 teams in Ken Pom's rankings.
  - UW is 3-5 vs. AP Top-25 teams.
- **Efficiency:** According to KenPom.com, UW ranks 9th in the NCAA in defensive efficiency and holds the No. 41 spot in offensive efficiency.
- **Balance:** Wisconsin recently had a stretch with a different Badger leading the team in scoring 7 straight games.
  - A total of 9 different Badgers have scored in double figures in a game this season.
  - UW is 9-1 in games this season when it has 4 or more players score in double figures.
- **3-Point Shooting:** UW ranks 5th in the Big Ten shooting 35.9% 3FG. Averaging 8.4 triples per game, UW is now 8-2 this season when making 9+ triples in a game.
- **Defense:** UW leads the Big Ten and ranks 28th in the NCAA in scoring def. (63.2 ppg). The Badgers rank 4th in the B1G in FG% defense (41.2%).
- **Turnovers:** Wisconsin leads the nation averaging just 9.0 turnovers per game (Villanova is 2nd at 9.1). The Badgers turnover rate is just 13.6%, third-lowest in the NCAA.

**WRECKING THE RANKED**

- Wisconsin is 3-5 against AP Top-25 ranked teams so far this season.
- Since taking over as head coach on Dec. 22, 2015, Greg Gard has led the Badgers to 21 wins over teams ranked in the AP Top 25.
  - UW's 21 top-25 wins the last 6 seasons includes 8 wins over opponents ranked in the AP Top 10.
  - Michigan (11), Michigan State (11) and Ohio State (9) are the only other Big Ten teams with at least 8 top-10 wins since Greg Gard became head coach on Dec. 22, 2015.
  - Of UW's 8 top-10 wins, 3 came away.

**Wisconsin's AP Top-10 Wins Under Greg Gard**

Date	Opponent	Score
1/17/16	vs. #4 Michigan State	77-76
2/13/16	at #2 Maryland	70-57
3/2/94	at #8 Iowa	67-59
3/20/16	vs. #9 Xavier*	66-63
3/18/17	vs. #1 Villanova*	65-62
2/15/18	vs. #6 Purdue	57-53
1/19/19	vs. #2 Michigan	64-54
1/3/20	at #5 Ohio State	61-57

\* NCAA Tournament

- Of those 21 top-25 wins under Gard, a total of 8 have come in true road games.

**SCHEDULE STRENGTH**

Wisconsin will play arguably the nation's toughest schedule this season.

- Through 23 games, the Badgers' schedule currently ranks 15th in the NCAA according to ESPN's BPI. UW's remaining schedule (4 games) checks in as the 5th-most difficult in the NCAA.
- UW has played 16 games against Quad 1 and Quad 2 competition, going 8-8 in such games. No team has played more Quad 1/2 games than Wisconsin.
  - Quad 1 = H 1-30, N 1-50, A 1-75
  - Quad 2 = H 31-75, N 51-100, A 76-135
- As of Feb. 20, Purdue and Indiana are the nation's only other schools with 16 Quad 1/2 games.
- The Badgers' 16 Quad 1/2 games equals Purdue and Indiana for the most of any team in the NCAA.
- UW has faced 8 AP Top-25 teams, only 7 schools have played more such games.
  - The Badgers are scheduled to face 3 additional ranked foes in the final 4 games.
  - If Wisconsin ends up playing 11 ranked teams, it will mark the most regular-season games against the AP Top-25 in school history.
- The Badgers have played 14 games against teams ranked in the KenPom.com top 50. Additionally, 3 of UW's final 4 games are against teams in the top 25.

**DOWN THE HOME STRETCH**

With the second half of Big Ten play underway, Wisconsin has shown a capability for getting hot at the right time heading into March.

- Last season, the Badgers finished with 8 straight wins to claim a share of the program's 19th Big Ten championship.
- Over the last 2 seasons, UW is 18-7 in February and March regular season games.
- UW has won 12+ B1G games in 10 of last 11 seasons, the most of any Big Ten team.
- UW has finished top 4 in the Big Ten standings in 18 of the last 19 seasons. No other Big Ten team can make that claim.

**T-WAHL TIME**

Sophomore forward **Tyler Wahl** has long brought defense and energy, but he's been developing his offensive game for the Badgers.

**Tyler Wahl Shooting Percentages**

	Last Season	This Season
FG Pct.	.430 (34-79)	.429 (42-98)
3FG Pct.	.214 (6-28)	.310 (9-29)

- Wahl recorded his second double-double of the season at Penn State (1/30) with 13 pts (all in the 1H) and a team-high 10 reb.
- Against Northwestern (1/2), Wahl led UW in scoring for the first time in his career with a career high 14 points (5-7 FG and 2-3 3FG).

## CHARTING THE BADGERS

## CAREER GAMES PLAYED

	Games	Starts	Cons. Starts
D'Mitrik Trice	135	100	88
Brad Davison	120	116	116
Aleem Ford	118	74	54
Nate Reuvers	116	96	3
Micah Potter*	103	39	0
Trevor Anderson**	81	20	0
Tyler Wahl	54	13	10
Walt McGrory	36	0	0
Jonathan Davis	23	0	0
Carter Higginbottom	15	0	0
Joe Hedstrom	13	0	0
Steven Crowl	10	0	0
Jordan Davis	10	0	0
Ben Carlson	6	0	0
Carter Gilmore	6	0	0
Justin Taphorn	4	0	0

\*59 GAMES AT OHIO STATE | \*\*20 GAMES AT GREEN BAY

## DOUBLE-DIGIT POINTS

	Career	'20-21	Cons.
Brad Davison	62 (45-17)	10 (9-1)	1
D'Mitrik Trice	58 (37-21)	16 (9-7)	2
Nate Reuvers	48 (29-19)	9 (5-4)	0
Aleem Ford	35 (26-9)	12 (8-4)	0
Micah Potter	32** (25-7)	16 (13-3)	1
Trevor Anderson	12* (8-4)	1 (1-0)	0
Jonathan Davis	5 (3-2)	5 (3-2)	0
Tyler Wahl	4 (3-1)	4 (3-1)	0
Ben Carlson	1 (1-0)	1 (1-0)	0

\*10 GAMES AT GREEN BAY | \*\*5 GAMES AT OHIO STATE

## 20-POINT SCORING GAMES

	Career	'20-21	Cons.
D'Mitrik Trice	12 (9-3)	5 (2-3)	0
Brad Davison	9 (6-3)	1 (1-0)	0
Micah Potter	4 (3-1)	3 (2-1)	1
Nate Reuvers	4 (3-1)	0	0

## 30-POINT SCORING GAMES

	Career	'20-21	Cons.
Brad Davison	2 (1-1)	0	0
D'Mitrik Trice	1 (1-0)	0	0

## DOUBLE-DIGIT REBOUNDS

	Career	'20-21	Cons.
Micah Potter	8* (6-2)	4 (3-1)	1
Tyler Wahl	2 (1-1)	2 (1-1)	0
Nate Reuvers	2 (2-0)	0	0
Brad Davison	1 (1-0)	0	0
Aleem Ford	1 (1-0)	0	0
D'Mitrik Trice	1 (1-0)	0	0

\*1 GAME AT OHIO STATE

## DOUBLE-DIGIT ASSISTS

	Career	'20-21	Cons.
None Active	--	--	--

## DOUBLE-DOUBLES

	Career	'20-21	Cons.
Micah Potter	8* (6-2)	4 (3-1)	1
Tyler Wahl	2 (1-1)	2 (1-1)	0
Nate Reuvers	2 (2-0)	0	0
D'Mitrik Trice	1 (1-0)	0	0

\*1 GAME AT OHIO STATE

## ALL-TIME VS. NORTHWESTERN

Sunday's game marks the 186th meeting between Wisconsin and Northwestern in a series that dates back to 1910. UW leads the all-time series between the schools, 120-65.

- Wisconsin owns a 69-32 all-time home record vs. NU, including a mark of 42-39 in Evanston.
- UW has wins in 20 of the last 25 games against NU in the all-time series (including 5 straight).
- This marks the second of two meetings between the Badgers and Wildcats this regular season. UW won, 68-52, in Madison 1/20/21.
- Wisconsin and Northwestern met only once last year, as the then-ranked #24 Badgers earned a 15-point win in Madison on Senior Night.
- 11 of UW's last 13 victories over NU have come by at least 15 points.
- The Badgers have held Northwestern to 70 or fewer points for 42 consecutive games.
- The first game in Kohl Center history was a 56-33 UW win over NU on Jan. 17, 1998.
- Junior guards **Brad Davison** (11.7 ppg) and **D'Mitrik Trice** (11.5 ppg and 15-for-32 3FGs) and **Micah Potter** (10.3 ppg) are all averaging double figures in their career against NU.
  - Both Davison and Trice have scored in double figures 4 times vs. NU with career highs of 18.
- Senior **Brad Davison** has averaged 11.7 points, 3.8 rebounds and 3.0 assists per game vs. NU, shooting 12-for-31 (.387) from 3 in 6 career games against the Wildcats.
  - Davison has scored in double figures 4 times against NU, including a high of 18 pts in 2019.
- Senior **Micah Potter** is averaging 11.5 points in 6 career games vs. Northwestern, shooting 66.7% FG (inc. 5-10 3FG) in his all-time meetings.
- Senior **D'Mitrik Trice** has averaged 11.5 points per game vs. the Wildcats, shooting 46.9% from 3-point range (15-32 3FG) in 6 career games.
  - Trice has scored in double figures 4 times against NU, including a high of 18 pts in 2019.

## LAST TIME OUT

#11 IOWA 77, #21 WISCONSIN 62  
Feb. 18 | Kohl Center | Madison, Wis.

- Down 16 early in the second half, Wisconsin pulled to 49-46 with 9:17 remaining, but Iowa hit seven consecutive shots to regain control and pull away in a 77-62 win.
- Despite turning the ball over just 5 times to Iowa's 11 turnovers, the Badgers hit just 4 of their first 30 shots in the game and finished with a season-low 30% FG (20-for-70).
- Senior **Micah Potter** led UW with his fourth double-double of the season, a 23-point, 11-rebound (6 off.) effort in 30 minutes.
- Senior **Brad Davison** matched a season high with 5 made 3-pointers (5-8 3FG), finishing with 15 points and 2 rebounds.
- Senior **D'Mitrik Trice** nearly recorded a double-double with 11 points and a season-high 9 assists, while also adding 3 rebounds and 1 steal.

## HISTORY VS. NORTHWESTERN

- Overall: UW leads, 120-65
- In Evanston: UW leads, 42-39
- Gard vs. NU: 6-3
- Active Streak: UW won last 5



## LAST 25 MEETINGS (UW LEADS 20-5)

Date	Rank	Result	Score	Location
1/13/07	3/--	W	56-50	Evanston
2/3/07	2/--	W	69-52	Madison
1/19/08	17/--	W	62-50	Madison
3/8/08	10/--	W	65-52	Evanston
1/7/09	--/--	W	74-45	Madison
1/31/09	--/--	L	63-66	Evanston
1/13/10	13/--	W	60-50	Evanston
2/21/10	14/--	W	70-63	Madison
1/23/11	18/--	W	78-46	Evanston
2/27/11	12/--	W	78-63	Madison
1/18/12	--/--	W	77-57	Madison
2/20/13	19/--	W	69-41	Evanston
1/2/14	4/--	W	76-49	Evanston
1/29/14	14/--	L	56-65	Madison
1/4/15	4/--	W	81-58	Evanston
2/7/15	5/--	W	65-50	Madison
1/12/16	--/--	L	65-70	Evanston
2/12/17	7/--	L	59-66	Madison
3/11/17	24/--	W	76-48	Wash. DC
2/1/18	--/--	L	52-60	Madison
2/22/18	--/--	W	70-64	Rosemont
1/26/19	--/--	W	62-46	Madison
2/23/19	22/--	W	69-64	Evanston
3/4/20	24/--	W	63-48	Madison
1/20/21	10/--	W	68-52	Madison

## LAST MEETING

#10 WISCONSIN 68, NORTHWESTERN 52  
1/20/21 | Kohl Center | Madison, Wis.

- Wisconsin led wire-to-wire and won its 18th home game in the last 19 tries with a 68-52 victory at the Kohl Center Wednesday.
- The Badgers had 4 players score in double figures for the 9th time this season. UW is 9-0 in such games.
- UW held Northwestern to a season-low 52 points, including only 18 in the second half. NU shot just 27.3% (6-22) after intermission.
- The Badgers went 10-for-27 from 3-point range. UW has won its last 16 games when hitting at least 10 triples in a game dating back to the 2018-19 season (4-0 this season).
- Wisconsin had just 8 turnovers in the game, including 3 in the second half.
- Sophomore Tyler Wahl scored a career-high 14 points (2-3 3FGs) to go along with 6 rebounds and 2 assists.
- Senior D'Mitrik Trice tallied 12 points, reaching double figures for the 7th straight game.
- Senior Micah Potter finished with 10 points and senior Brad Davison added 11 points, going 3-for-6 from 3-point range.

## SITUATIONAL RECORDS

	2020-21	Under Gard
Ahead at the half	14-3	93-13
Behind at the half	0-5	19-47
Tied at the half	1-0	3-5
FG% of .450 or more	6-0	65-10
FG% less than .450	9-8	50-55
Better FG% than opp.	11-0	97-13
Worse FG% than opp.	4-8	19-51
Same FG% as opp.	0-0	0-1
Opp. FG% less than 45%	13-2	92-25
3FG% of 40% or more	7-0	54-7
3FG% less than 40%	7-8	60-57
Try more than 20 3FGs	8-7	62-37
Try 20 or fewer 3FGs	7-0	53-27
Make at least 70% FT	13-3	69-24
Try at least 20 FTs	7-0	51-13
Try fewer than 20 FTs	7-8	62-51
Out-rebound opponent	8-2	71-19
Tied or out-rebounded	7-6	44-46
Same or fewer TOs than opp.	12-5	85-37
More TOs than opp.	3-3	30-28
Commit fewer than 12 TOs	13-7	85-38
Commit 12 or more TOs	2-1	30-26
Score fewer than 50 pts.	0-0	1-2
Score 50-59 points	0-2	6-29
Score 60-69 points	5-5	37-22
Score 70-79 points	5-1	40-9
Score 80-89 points	4-0	24-3
Score 90 or more pts.	1-0	7-0
Allow fewer than 50 pts.	3-0	19-1
Allow 50-59 pts.	7-0	37-6
Allow 60-69 pts.	3-2	44-24
Allow 70-79 pts.	2-5	13-22
Allow 80-89 pts.	0-1	2-11
Allow 90 or more pts.	0-0	0-1
Overtime	1-0	7-5
vs. AP Top 25 opponents	3-5	21-30
vs. AP Top 25 opp. at home	2-3	11-9
Home games	11-4	72-19
Road games	4-4	31-32
Neutral site games	0-0	13-14
Day games	5-4	39-20
Night games	10-4	76-45

## GAMES DECIDED BY

3 points or less	0-1	12-10
4-5 points	0-0	15-11
6-10 points	5-3	26-19
11-19 points	7-3	34-20
20 or more points	3-1	29-3

## TELEVISED GAMES

CBS	0-2	9-9
CBS Sports Network	0-0	0-1
FOX	1-1	2-4
FS1	3-2	11-11
ESPN	0-2	13-11
ESPN2	1-0	10-10
ESPNU	0-0	1-2
ESPN+	0-0	3-1
Big Ten Network	10-1	59-13
BTN Plus	0-0	2-0
TBS	0-0	0-3
TNT	0-0	2-0

## BOUNCE-BACK BADGERS

The Badgers haven't lost many games in the past 3 seasons, but when they have, they've shown a knack for avenging that loss.

- The Badgers are 5-1 this season after a loss, bouncing back with wins: vs. Rhode Island, vs. Minnesota, at Rutgers, at Maryland, and vs. Penn State.
- In fact, going back to the 2018-19 season, Wisconsin has beaten a team it lost to earlier in Big Ten play in 8 of the last 9 series:

## Consecutive Big Ten In-Season Series Splits

Season	Opponent	First Game	Second Game
2018-19	Maryland	Loss (60-64)	Win (69-61)
2018-19	Minnesota	Loss (52-59)	Win (56-51)
2019-20	Rutgers	Loss (65-72)	Win (79-71)
2019-20	Michigan St.	Loss (55-67)	Win (64-63)
2019-20	Purdue	Loss (51-70)	Win (69-65)
2019-20	Minnesota	Loss (52-70)	Win (71-69)
2020-21	Maryland	Loss (64-70)	Win (61-55)
2020-21	Penn State	Loss (71-81)	Win (72-56)
2020-21	Michigan	Loss (54-77)	Loss (59-67)
2020-21	Iowa	Loss (62-77)	-- March 7 --

- The Badgers' loss to Michigan last week marked the first time they've been swept in a season series since 2017-18. Wisconsin has only been swept 4 times in 6 seasons under head coach Greg Gard (since 2015).

## TRICE AT THE POINT OF IT ALL

Third-Team All-Big Ten honoree **D'Mitrik Trice** has developed into one of the Big Ten's premier point guards, leading the Badgers this season.

- Trice leads Wisconsin averaging 13.5 points, 3.9 assists and 3.6 rebounds per game.
- He's been even better in Big Ten play, averaging 14.4 points and 4.1 assists per game, shooting 38.9% FG and 81% FT.
- Trice has a 2.5 assist-to-turnover ratio this season (91 ast to 37 TOs), all while playing a team-high 757 minutes this season.
- Trice has seen steady improvement in his assist-to-turnover ratio over his time at UW:

## Trice, Assist-to-Turnover Ratio, Career

Year	Ast	TOs	Ratio
2016	63	37	1.7
2017	23	13	1.8 (medical redshirt)
2018	90	45	2.0
2019	131	53	2.5
2020	91	37	2.5
<b>Career</b>	<b>398</b>	<b>185</b>	<b>2.15</b>

- Trice is quickly climbing the charts in UW's record book (charts page 7):
  - Trice became the first player in UW history to amass 1,000 points, 300 rebounds and 300 assists by his junior season.
  - His 1,311 career points ranks 20th at UW.
  - With 223 career 3-pointers, Trice now ranks 4th in school history. He needs just 4 more made 3s to crack UW's all-time top 3.
  - Trice ranks 4th with 398 assists, now needing 25 more to crack UW's all-time top 3.
  - Trice's 2.15 career assist-to-turnover ratio ranks 4th all time in Wisconsin history.

## "HERE'S JOHNNY!"

Wisconsin's lead reserve this season, true freshman **Jonathan Davis** has not only earned the trust of his coaching staff but also respect with this year's veteran-laden locker room.

- Davis has led the team in scoring in 2 of the last 5 games, averaging 9.6 ppg, 51.4% FG (19-37), 63.6% 3FG (7-11) during that stretch.
- Averaging 7.0 ppg on the season, Davis has scored 7+ points in 11 of the last 18 games.
- Davis ranks 6th on UW in scoring (7.0 ppg) and also ranks 2nd in rebounding (4.5 rpg).
- Davis ranks 5th on the team in minutes played (23.8 min. per game), trailing only starters D'Mitrik Trice (32.9), Brad Davison (29.6), Aleem Ford (26.1) and Tyler Wahl (24.8).
- In fact, going back to the 2012-13 season, only current teammate Brad Davis and All-American Ethan Happ averaged more minutes per game in their first season at Wisconsin:

## Notable First-Year Badger Seasons (since 2012-13)

Player (Season)	Minutes	Scoring
Brad Davison (2017-18)	31.2 mpg	12.1 ppg
Ethan Happ (2015-16)	28.1 mpg	12.4 ppg
<b>Jonathan Davis (2020-21)</b>	<b>23.8 mpg</b>	<b>7.0 ppg</b>
Sam Dekker (2012-13)	22.3 mpg	9.6 ppg
Nigel Hayes (2013-14)	17.4 mpg	7.7 ppg

## GARD AMONG THE BEST

In his 6th season as head coach, **Greg Gard** is already one of the most successful coaches in Wisconsin history and placing himself among the greatest B1G coaches of the last 40 years.

- Gard owns a 116-65 (.641) career record, boasting the 3rd-highest winning percentage and 5th-highest win total in UW annals.

## Best Win Percentage, Wisconsin History

Record	Coach (years)
1. 364-130 (.737)	Bo Ryan (2002-15)
2. 246-99 (.712)	Walter Meanwell ('12-17, '21-34)
<b>3. 116-65 (.641)</b>	<b>Greg Gard (2016-present)</b>
4. 265-267 (.498)	Harold Foster (1935-59)
5. 128-165 (.437)	Steve Yoder (1983-92)

- Gard's .618 (68-42) conference win percentage ranks 6th among Big Ten coaches of the last 40 years (since 1980).

## Best Win Pct, B1G Coaches w/ 50+ Wins (since 1980)

Coach (School, Years)	Record	Pct.
1. Bo Ryan, WIS (2002-15)	172-68	.717
2. Bob Knight, IND (1972-2000)	353-151	.700
3. Tom Izzo, MSU (1995-)	306-141	.685
4. Thad Matta, OSU (2005-17)	150-78	.658
5. Mark Turgeon, MD (2015-)	88-48	.647
<b>6. Greg Gard, WIS (2016-)</b>	<b>68-42</b>	<b>.618</b>
7. Matt Painter, PUR (2005-)	176-109	.618
8. Gene Keady, PUR (1981-05)	265-169	.611

(thru Feb. 19, 2021)

- Among Wisconsin head coaches, Gard ranks 4th all-time in Big Ten wins (68) and 3rd all-time in Big Ten win percentage (.618), trailing only Bo Ryan (.717) & Walter Meanwell (.660).



## CHARTING THE BADGERS

## LED UW IN SCORING

	2020-21	Career
Brad Davison	4 (4-0)	23 (18-5)
D'Mitrik Trice	8 (3-5)	19 (12-7)
Nate Reuvers	2 (1-1)	16 (9-7)
Micah Potter	6 (5-1)	9 (7-2)
Aleem Ford	2 (1-1)	4 (2-2)
Jonathan Davis	2 (2-0)	2 (2-0)
Tyler Wahl	1 (1-0)	1 (1-0)

## LED UW IN REBOUNDING

	2020-21	Career
Micah Potter	11 (9-2)	18 (14-4)
Nate Reuvers	2 (1-1)	14 (9-5)
Aleem Ford	2 (0-2)	11 (9-2)
D'Mitrik Trice	2 (1-1)	10 (6-4)
Tyler Wahl	5 (2-3)	7 (3-4)
Brad Davison	1 (0-1)	6 (3-3)
Jonathan Davis	5 (3-2)	5 (3-2)

## LED UW IN ASSISTS

	2020-21	Career
D'Mitrik Trice	17 (13-4)	60 (40-20)
Brad Davison	5 (3-2)	25 (13-12)
Trevor Anderson	2 (0-2)	4 (1-3)
Aleem Ford	1 (0-1)	4 (2-2)
Tyler Wahl	3 (2-1)	4 (3-1)
Micah Potter	2 (2-0)	2 (2-0)
Nate Reuvers	0	1 (0-1)
Jonathan Davis	1 (1-0)	1 (1-0)

## LED UW IN MINUTES

	2020-21	Career
D'Mitrik Trice	16 (8-8)	51 (29-22)
Brad Davison	6 (6-0)	35 (27-8)
Nate Reuvers	1 (1-0)	6 (2-4)
Aleem Ford	1 (1-0)	6 (4-2)
Micah Potter	1 (1-0)	1 (1-0)

Record in those contests in parentheses

## CHARGES TAKEN

	2020-21	Career
Brad Davison	10	71
D'Mitrik Trice	3	43
Nate Reuvers	1	19
Tyler Wahl	3	6
Aleem Ford	1	5
Trevor Anderson	1	5
Walt McGorry	0	2

## 2020-21 LINEUP RECORD

Trice, Davison, Ford, Reuvers, Potter	10-3
Trice, Davison, Ford, Wahl, Potter	4-3
Trice, Davison, Ford, Wahl, Reuvers	1-2

## ACTIVE WIN/LOSS STREAKS

Overall	Lost 2
Vs. Unranked teams (AP)	Won 2
Vs. Ranked teams (AP)	Lost 5
At Home	Lost 2
At Home vs. Big Ten	Lost 2
At Home vs. ranked Big Ten	Lost 3
At Home vs. unranked Big Ten	Won 3
At Home vs. non-conference	Won 21
At Home vs. ranked opp.	Lost 2
On Road	Won 1
On Road vs. Big Ten	Won 1
On Road vs. ranked opp.	Lost 2
On Road vs. unranked opp.	Won 1
Neutral	Lost 5
Neutral vs. ranked opp.	Lost 7
Neutral vs. unranked opp.	Lost 3

## BADGERS PUSH FOR CHANGE

Wisconsin student-athletes have an addition to their uniforms across all sports during the 2020-21 season — the school's iconic crest logo with the central "W" changed from its traditional white to black.



An initiative started by Wisconsin's student-athletes of color, the Black Crest is displayed in a show of solidarity between UW's student-athletes and the athletic department as well as minority students across campus. The Black Crest also symbolizes student-athletes' efforts to enhance the campus experience for all students of color by providing additional resources and creating a platform for their voices to be heard.



## Among the initiatives in recent months:

- An on-campus rally for unity and equality organized by student-athletes in September. Senior forward **Aleem Ford**, pictured above, was a key leader of this event.
- Creation of an Equity & Diversity Council made up of alumni that is built to assist with UW Athletics' Diversity and Inclusion Strategic Plan
- Big Ten voter registration initiative featuring educational outreach for all Badgers teams is closing in on 100 percent registration rate across population of 800-plus student-athletes
- Partnering with 100 Black Men of Madison to raise funds for technical solutions to assure 3,000 limited-income families have academic success in the current virtual school setting

## ALL-BIG TEN BIG MAN

- A Third-Team All-Big Ten honoree last season, **Nate Reuvers** averages 9.0 ppg and 1.2 bpg. He's shooting 42.6% FG and 80% FT (36-45).
- Last week, Reuvers joined teammates Davison and Trice in reaching the 1,000-point career milestone (47th in school history).
- The Lakeville, Minnesota native led UW in scoring at Penn State with 18 points (7-12 FG).
- Reuvers passed Ethan Happ this season and became Wisconsin's all-time blocks leader.

## UW CAREER BLOCKS LEADERS

Player	Blocks	Seasons
1. <b>Nate Reuvers</b>	<b>171</b>	<b>2017-Pres.</b>
2. Ethan Happ	154	2016-19
3. Frank Kaminsky	153	2012-15

## THE KEY'S IN THE 3s

Wisconsin emerged as one of the best shooting teams toward the end of Big Ten play last season, looking to do the same again this season.

- The Badgers are shooting 35.9% from long range this season (5th in the Big Ten), averaging 8.4 triples per game.
- Wisconsin has won 17 of its last 18 games when making 10+ triples (5-1 this season).
- The Badgers are 8-2 this season when they make 9 or more 3-pointers in a game.
  - UW was 13-0 last season when doing so.
- A total of 11 different Badgers have made a 3-pointer this season and each of UW's top 8 scorers have hit 9+ triples.
- Seniors **D'Mitrik Trice**, **Brad Davison** and **Aleem Ford** have all hit 100+ 3s (charts pg 7).
  - Trice ranks 4th with 223 career triples
  - Davison ranks 8th with 203 career triples
  - Ford is tied for 18th with 144 career triples.
- Last season, UW ranked 2nd in the Big Ten shooting 36.1% 3FG during conference play.

- Last season, the Badgers set a school record averaging 8.7 triples per game.

## YEAR OVER YEAR IMPROVEMENT

Looking at Wisconsin's 23-game totals compared to last season, the Badgers have made improvements. In addition to their overall record, consider the following gains:

- Offensively, UW is scoring over 4 points more per game, while seeing a noticeable jump in 3FG shooting, going from 33% up to 35.9%.
- The Badgers are turning the ball over 1.3 times fewer per game and seeing an increase in their free throw attempts per game (+2.4).

## 23-Game Totals - Last Season vs. This Season

	2019-20	2020-21
Record	13-10 (6-6)	15-8 (9-7)
PPG	65.6	69.9
Opp PPG	61.9	63.2
FG Pct	.420	.424
Opp FG Pct	.410	.412
3FG Pct	.330	.359
Opp 3FG Pct	.340	.336
FT Pct	.754	.752
FTAs/gm	14.7	16.3
TOs/gm	10.3	9.0

## HOME COURT ADVANTAGE

Since the building opened Jan. 17, 1998, the Kohl Center has become one of the nation's toughest venues for opponents to steal a win.

- Dating back to last season Wisconsin has won 19 of its last 23 home games.
- Wisconsin has won 85.2% (323-56) of its games at the Kohl Center all-time. That ranks as the 9th-best win percentage for any Division I team in its current home venue (more pg 10).
- Over the last 15 seasons, UW is 144-30 (.828) in Big Ten home games, the best mark in the conference (more on page 10).

## 2020-21 BIG TEN STANDINGS

Team	Conf.	Overall
Michigan (#3)	10-1	15-1
Illinois (#5)	11-3	15-5
Ohio State (#4)	12-4	18-4
Iowa (#11)	10-5	16-6
Purdue (RV)	9-6	14-8
<b>Wisconsin (#21)</b>	<b>9-7</b>	<b>15-8</b>
Rutgers (RV)	8-8	12-8
Indiana	7-7	12-9
Maryland	7-9	13-10
Minnesota	6-9	13-9
Michigan State	4-9	10-9
Penn State	4-10	7-11
Northwestern	3-12	6-13
Nebraska	1-11	5-14

RECORDS THRU FEB. 19, 2021

## AP TOP 25 (WEEK 13 - 2/15/21)

Team	Record	Points
1 Gonzaga (59)	20-0	1595
2 Baylor (5)	17-0	1541
3 Michigan	14-1	1469
4 Ohio State	17-4	1402
5 Illinois	14-5	1290
6 Houston	17-2	1290
7 Virginia	15-3	1130
8 Alabama	17-5	1086
9 Oklahoma	13-5	1072
10 Villanova	13-3	1061
11 Iowa	15-6	911
12 Texas	13-5	886
13 West Virginia	14-6	837
14 Creighton	16-5	794
15 Texas Tech	14-6	792
16 Florida State	11-3	625
17 USC	17-3	587
18 Virginia Tech	14-4	514
19 Tennessee	14-5	453
20 Missouri	13-5	413
<b>21 Wisconsin</b>	<b>15-7</b>	<b>274</b>
22 Loyola Chicago	18-4	167
23 Kansas	15-7	141
24 Arkansas	16-5	111
25 San Diego State	15-4	75

Others receiving votes: Oklahoma State 71, Rutgers 49, Belmont 47, Louisville 40, Colorado 31, Oregon 30, Drake 22, Purdue 20, Clemson 17, Florida 17, LSU 16, UCLA 11, VCU 10, Saint Louis 5, Xavier 4, Toledo 3, UC Santa Barbara 2, North Carolina 2, Western Kentucky 2, Wright State 1, Wichita State 1, Utah State 1, BYU 1

- At the Kohl Center, Wisconsin is 46-21 (.687) vs. teams ranked in the AP Top 25.
- Under Greg Gard, UW is 72-19 (.791) at the Kohl Center, including 39-17 (.696) in Big Ten.
- Last year, the Badgers led the Big Ten and ranked 6th nationally in attendance, selling out nearly every game (16,91 pergame).
- UW has led the Big Ten in attendance 14 of the last 18 seasons and finished among the nation's top 7 in each of the last 20 years.

## TAKING CARE OF THE BALL

- Committing only 9.0 turnovers per game, Wisconsin leads the NCAA.
- Last season, the Badgers finished 4th in the NCAA averaging 10.0 turnovers per game.
- Dating back to last season, Wisconsin has committed 11 or fewer turnovers in 38 of the last 41 games.
- At the point, **D'Mitrik Trice** has dished out 91 assists to just 37 turnovers (2.5 ast-to-TO), all while playing a team-high 757 minutes.
- **Brad Davison** has a 2.8 assist-to-TO ratio, dishing out 48 assists with only 17 turnovers.
- Wisconsin's backcourt of Trice and Davison has maintained a 2.6 assist-to-turnover ratio (139 assists to 54 turnovers) in 1,308 min.
- UW set the NCAA record (7.40 TOs/game) in 2014-15 and holds 3 of the top 4 spots on the NCAA single-season record list TOs/game.

## WISCONSIN'S IRONMAN DAVISON

- Senior **Brad Davison** has been an ironman during his career at Wisconsin, appearing in all 120 games he has been eligible (116 cons.).
- Davison's durability streak included a reoccurring shoulder injury during the 2018-19 season. Then a freshman, Davison dislocated his shoulder during a game against Baylor on Nov. 20, 2018. He was back in the lineup the next night against UCLA, the first of 29 consecutive starts to end the season despite the fact he re-injured his shoulder 5 other times that season.

In fact, during one such game against Michigan State on Feb. 25, 2018, Davison separated his shoulder during the second half and returned to score 10 of his career-high 30 points after the injury.

- Earlier this season against Louisville marked career start number 100 for Davison, making him the 12th player in Wisconsin history to record 100 career starts. (chart on page 7)
- This season, Davison is averaging 8.9 ppg, shooting 84% (42-50) at the free throw line.
- Wisconsin is 9-1 this season when Davison scores in double figures (45-17 career).
- Davison poured in a season-high 23 points against Rhode Island (12/9), 17 pts vs. Loyola (12/15) and 15 pts vs. Nebraska (12/22).
- Davison has scored 20+ points on 9 different occasions, including 30-point games vs. Michigan St. (2/25/18) & Nebraska (1/21/20).

- He is 1 of just 8 Badgers to author multiple 30-point games in the last 25 seasons.
- In his 30-point performance last season at Nebraska, Davison tied UW's single-game school record with 8 made 3FGs.
- In addition to his career starts, Davison is quickly climbing several UW lists (charts pg 7):
- Ranks 23rd in UW history with 1,256 points.
- Ranks 8th with 203 3-point field goals.
- Ranks 13th with 122 career steals.
- Ranks 5th at the FT line at 82.5% (273-331).

## THE EVOLUTION OF ALEEM FORD

- Wisconsin Basketball prides itself on player development. Arguably nobody has evolved his game through last season than **Aleem Ford**.
- During the month of February last season (7 games), Ford averaged 10.9 points, 45.2% 3FG (14-31) and 6.6 rebounds per game.
- Ford entered his junior season with just 9 career double-digit scoring games, but now he has a total of 35 career double-digit efforts.
- This season, Ford has registered double-figure scoring in 12 of 23 games (8 of the last 16).
- He's scored 8+ pts in 15 of the last 20 games.
- When Ford scores in double figures, Wisconsin is 8-4 this seasonLast (26-9 in his career).
- Ford has led the Badgers in scoring 4 times in his career, including twice this season: 14pts at Rutgers, 1/15; 13pts vs. Ohio State, 1/23.

## D-FENSE! D-FENSE! D-FENSE!

- Wisconsin allowed just 62.2 points per game last season, which led the Big Ten and ranked 13th best in the NCAA.
- The Badgers continue to stifle opponents yet again this season, leading the Big Ten again this year allowing just 63.2 points per game.
- UW ranks 8th in the nation in Ken Pomeroy's Adjusted Defensive Efficiency (18th last year), averaging 89.9 points per 100 possessions.
- UW has led the B1G in scoring def. 12 of the last 18 seasons, including 3 of 5 under Gard:

## Wisconsin Scoring D (B1G and KenPom Adj.D)

Season	Opp. PPG	B1G Rank	KenPom
<b>2020-21</b>	<b>63.2</b>	<b>1st</b>	<b>8th</b>
2019-20	62.2	1st	18th
2018-19	61.7	2nd	4th
2017-18	66.0	5th	66th
2016-17	62.4	1st	9th
2015-16	63.8	1st	13th

- UW is 10-0 this season when holding foes below 60 points (39-6 all-time under Gard).
- UW is limiting opponents to just 41.2% FG shooting, which ranks 4th-best in the Big Ten.

# WISCONSIN BASKETBALL RECORD BOOK WATCH

## SCHOOL RECORDS – CAREER

### POINTS

15.	1,408	Clarence Sherrod	1969-71
16.	1,405	Cory Blackwell	1982-84
17.	1,376	Jon Leuer	2008-11
18.	1,363	Sam Dekker	2013-15
19.	1,339	Trevon Hughes	2007-10
20.	<b>1,311</b>	<b>D'Mitrik Trice</b>	<b>2017-present</b>
21.	1,294	Sean Mason	1994-99
22.	1,264	Tracy Webster	1992-94
23.	<b>1,256</b>	<b>Brad Davison</b>	<b>2018-present</b>
24.	1,251	Wes Matthews	1978-80
25.	1,223	Kammron Taylor	2004-07
26.	1,215	Joe Franklin	1966-68
27.	1,200	Dale Koehler	1973-76
28.	1,180	Dick Cable	1952-55
29.	1,171	Joe Chnelich	1977-80
30.	1,170	Jason Bohannon	2007-10
31.	1,169	Don Rehfeldt	1945-50
32.	1,165	Leon Howard	1971-73
33.	1,156	Scott Roth	1982-85
34.	1,148	Ben Brust	2011-14
35.	1,147	James Johnson	1967-69
36.	1,115	Brian Butch	2005-08
37.	1,114	Marcus Landry	2006-09
38.	1,084	Ken Siebel	1961-63
39.	1,077	Tim Locum	1988-91
40.	1,075	Josh Gasser	2011-15
41.	1,066	Larry Petty	1978-81
	1,066	Mark Vershaw	1998-01
43.	1,064	Chuck Nagle	1967-69
44.	1,057	Sean Daugherty	1995-98
45.	<b>1,027</b>	<b>Nate Reuvers</b>	<b>2018-present</b>
46.	1,021	J.J. Weber	1984-87
47.	1,015	Willie Simms	1988-91

### 3-POINT FIELD GOALS

1.	270	Bronson Koenig	2014-17
2.	235	Ben Brust	2011-14
3.	227	Tim Locum	1988-91
4.	<b>223</b>	<b>D'Mitrik Trice</b>	<b>2017-present</b>
5.	217	Kirk Penney	2000-03
6.	213	Michael Finley	1992-95
7.	212	Jason Bohannon	2007-10
8.	<b>203</b>	<b>Brad Davison</b>	<b>2018-present</b>
9.	193	Trent Jackson	1986-89
10.	187	Devin Harris	2002-04
11.	180	Jordan Taylor	2009-12
12.	175	Trévon Hughes	2007-10
13.	167	Tracy Webster	1992-94
14.	166	Sean Mason	1995-99
15.	163	Kammron Taylor	2004-07
16.	162	Andy Kilbride	1992-95
17.	157	Josh Gasser	2011-15
18.	<b>144</b>	<b>Aleem Ford</b>	<b>2018-present</b>
19.	142	Sam Dekker	2013-15
20.	140	Brevin Pritzl	2016-20
21.	120	Jon Bryant	1999-00

### 3-POINT FIELD GOAL ATTEMPTS

1.	695	Bronson Koenig	2014-17
2.	631	Michael Finley	1992-95
3.	606	Ben Brust	2011-14
4.	<b>589</b>	<b>D'Mitrik Trice</b>	<b>2017-present</b>
5.	<b>564</b>	<b>Brad Davison</b>	<b>2018-present</b>
6.	561	Kirk Penney	2000-03
7.	559	Jason Bohannon	2007-10
8.	499	Devin Harris	2002-04
9.	487	Trévon Hughes	2007-10
10.	484	Jordan Taylor	2009-12

### ASSISTS

1.	501	Tracy Webster	1992-94
2.	464	Jordan Taylor	2009-12
3.	423	Ethan Happ	2016-19
4.	<b>398</b>	<b>D'Mitrik Trice</b>	<b>2016-present</b>
5.	388	Mike Heineman	1984-87
6.	371	Michael Finley	1992-95
7.	344	Mike Kelley	1998-01

### BLOCKS

1.	<b>171</b>	<b>Nate Reuvers</b>	<b>2018-present</b>
2.	154	Ethan Happ	2016-19
3.	153	Frank Kaminsky	2012-15
4.	144	Jared Berggren	2009-13
5.	124	Rashard Griffith	1994-95

### STEALS

5.	171	Michael Flowers	2005-08
6.	169	Mike Wilkinson	2002-05
7.	168	Michael Finley	1992-95
8.	164	Devin Harris	2002-04
9.	151	Trent Jackson	1986-89
10.	133	Hennssy Auriantal	1996-99
	133	Nigel Hayes	2014-17
12.	131	Claude Gregory	1978-81
13.	<b>122</b>	<b>Brad Davison</b>	<b>2018-present</b>
14.	113	Wes Matthews	1978-80

### FREE THROW PCT. (MIN. 175 FTAS)

1.	.870	Rick Olson (260-299)	1983-86
2.	.856	Tim Locum (166-194)	1988-91
3.	.848	Jason Bohannon (228-269)	2007-10
4.	.837	Josh Gasser (292-349)	2011-15
5.	<b>.825</b>	<b>Brad Davison (273-331)</b>	<b>2018-present</b>
6.	.817	Wes Matthews (273-334)	1978-80
7.	.814	Bronson Koenig (193-237)	2014-17
8.	.804	Mike Carlin (172-214)	1966-68

### ASSIST-TO-TURNOVER RATIO (min. 100 assists)

1.	3.01 (464-154)	Jordan Taylor	2009-12
2.	2.57 (344-134)	Mike Kelley	1998-01
3.	2.25 (284-126)	Josh Gasser	2011-15
4.	<b>2.15 (398-185)</b>	<b>D'Mitrik Trice</b>	<b>2017-present</b>
5.	2.08 (250-120)	Travon Davis	1999-02
6.	2.03 (388-191)	Mike Heineman	1984-87
7.	1.92 (296-154)	Bronson Koenig	2014-17
8.	1.90 (501-263)	Tracy Webster	1992-94

### GAMES STARTED

1.	144	Josh Gasser	2011-15
2.	139	Ethan Happ	2016-19
3.	126	Alando Tucker	2003-07
4.	116	Mike Kelley	1998-01
	<b>116</b>	<b>Brad Davison</b>	<b>2017-present</b>
6.	112	Rick Olson	1983-86
	112	Michael Finley	1992-95
	112	Nigel Hayes	2014-17
9.	109	Andy Kowske	1998-01
	109	Danny Jones	1987-90
11.	108	Joe Chnelich	1977-80
12.	100	Trévon Hughes	2007-10
	<b>100</b>	<b>D'Mitrik Trice</b>	<b>2017-present</b>

### MINUTES PLAYED

8.	3,950	Jordan Taylor	2009-12
9.	3,945	Michael Finley	1992-95
10.	<b>3,853</b>	<b>D'Mitrik Trice</b>	<b>2017-present</b>
11.	3,759	Jason Bohannon	2007-10
12.	<b>3,731</b>	<b>Brad Davison</b>	<b>2017-present</b>
13.	3,712	Mike Kelley	1998-01
14.	3,623	Danny Jones	1987-90
15.	3,466	Mark Vershaw	1998-01

### COACHING WINS, OVERALL

1.	364-130 (.737)	Bo Ryan (2002-15)
2.	265-267 (.498)	Harold Foster (1935-59)
3.	246-99 (.712)	Walter Meanwell (1912-17, '21-34)
4.	128-165 (.437)	Steve Yoder (1983-92)
5.	<b>116-65 (.641)</b>	<b>Greg Gard (2016-present)</b>
6.	100-114 (.467)	John Erickson (1960-68)
7.	94-68 (.580)	Dick Bennett (1996-00)
8.	88-108 (.449)	John Powless (1969-76)
9.	63-101 (.384)	Bill Cofield (1977-82)
10.	43-15 (.741)	Emmett Angell (1905-08)

### COACHING WINS, BIG TEN

1.	172-68 (.717)	Bo Ryan (2002-15)
2.	158-80 (.660)	Walter Meanwell (1912-17, '21-34)
3.	143-182 (.440)	Harold Foster (1935-59)
4.	<b>68-42 (.618)</b>	<b>Greg Gard (2016-present)</b>
5.	52-74 (.413)	John Erickson (1960-68)

## SCHOOL RECORDS – SEASON

### ASSIST-TO-TURNOVER RATIO

1.	4.30	Mike Kelley	1999
2.	3.83	Jordan Taylor	2011
3.	3.33	Josh Gasser	2015
4.	3.26	Mike Kelley	2000
5.	3.03	Jordan Taylor	2010
6.	2.97	Bronson Koenig	2015
7.	2.63	Jordan Taylor	2012
8.	2.50	Josh Gasser	2011
9.	<b>2.47</b>	<b>D'Mitrik Trice</b>	<b>2020</b>

## SCHOOL RECORDS – SINGLE GAME

### 3-POINT FIELD GOALS

1.	8	Bronson Koenig vs. Va. Tech	3/16/17
	<b>8</b>	<b>Brad Davison at Nebraska</b>	<b>2/15/20</b>
3.	7	Trent Jackson at Ohio State	1/17/87
	7	Tim Locum vs. Butler	12/5/87
	7	Tim Locum vs. Rollins	12/15/89
	7	Larry Hisle vs. UT-Arlington	12/22/90
	7	Michael Finley at Michigan	1/29/94
	7	Tracy Webster vs. Missouri	3/19/94
	7	Michael Finley at E. Michigan	12/10/94
	7	Jon Bryant vs. Fresno State	3/16/00
	7	Keaton Nankivil at Purdue	1/28/10
	7	Jason Bohannon vs. Indiana	2/13/10
	7	Jordan Taylor at Indiana	3/3/11
	7	Ben Brust vs. BYU	11/26/11
	7	Ben Brust vs. UNLV	12/10/11
	7	Rob Wilson vs. Indiana	3/10/12
	<b>7</b>	<b>D'Mitrik Trice vs. Oklahoma</b>	<b>11/22/18</b>

### BLOCKS

1.	9	Brad Sellers vs. Toledo	11/29/82
	<b>9</b>	<b>Nate Reuvers vs. Stanford</b>	<b>11/21/18</b>
3.	8	Kim Hughes vs. Rollins	12/1/73
4.	7	Brad Sellers vs. Minnesota	1/21/82
	7	Brad Sellers vs. Ball State	12/8/82
	7	Jared Berggren vs. Montana	3/15/12
	7	Jared Berggren vs. Iowa	2/6/13
	7	Frank Kaminsky vs. Green Bay	11/19/14



## QUICK FACTS

University of Wisconsin  
Madison, WI 53711



Founded	1848
Enrollment	42,041
Nickname	Badgers
School Colors	Cardinal and White
Affiliation	NCAA Division I
Conference	Big Ten
Chancellor	Rebecca Blank
Director of Athletics	Barry Alvarez
Website	UWBadgers.com
Twitter	@BadgerMBB
Instagram	badgermbb
Facebook	/WisconsinMensBasketball

## HEAD COACH - GREG GARD

Seasons	6th at Wisconsin / 6th overall
Overall Record	116-65 (.641)
Record at Wisconsin	116-65 (.641)
Big Ten Record	68-42 (.618)
NCAA Tourn. Record	4-3 (.571) / 3 Appearances

## KOHL CENTER

Opened	Jan. 17, 1998
Capacity	17,287
Student Section	AreaRED
Record at Kohl Center	323-56 (.852)
Gard record at Kohl Center	72-19 (.791)

## ALL-TIME RECORD

121st season of Wisconsin Basketball
Years: 1898 to present
Overall Record: 1,651-1,227 (.574)
NCAA Tournament Record: 38-23 (.633)
Big Ten Tournament Record: 25-19 (.568)

## BIG TEN CHAMPIONSHIPS (19)

**Titles:** 1907, 1908, 1912, 1913, 1914, 1916  
1918, 1921, 1923, 1924, 1929, 1935, 1941  
1947, 2002, 2003, 2008, 2015, 2020

## BIG TEN TOURNAMENT TITLES (3)

**Titles:** 2004, 2008, 2015

## NCAA TOURNAMENT HISTORY

**Appearances (24):** 1941, 1947, 1994, 1997, 1999  
2000, 2001, 2002, 2003, 2004, 2005, 2006, 2007  
2008, 2009, 2010, 2011, 2012, 2013, 2014, 2015  
2016, 2017, 2019  
**National Championship:** 1941  
**Final Four (4):** 1941, 2000, 2014, 2015  
**Elite Eight (6):** 1941, 1947, 2000, 2005, 2014, 2015  
**Sweet 16 (11):** 1941, 2000, 2003, 2005, 2008  
2011, 2012, 2014, 2015, 2016, 2017

## WISCONSIN BASKETBALL ROSTER 2020-21




**0 D'MITRIK TRICE**  
G, Gr-Sr., 6-0, 184  
Huber Heights, Ohio



**1 JONATHAN DAVIS**  
G, Fr., 6-5, 196  
La Crosse, Wis.




**2 ALEEM FORD**  
F, Gr-Sr., 6-8, 217  
Lawrenceville, Ga.




**3 WALT MCGRORY**  
G, Sr., 6-3, 205  
Minneapolis, Minn.



**4 CARTER HIGGINBOTTOM**  
G, R-So., 6-0, 188  
Chicago, Ill.



**5 TYLER WAHL**  
F, So., 6-9, 220  
Lakeville, Minn.



**11 MICAH POTTER**  
F, G-Sr., 6-10, 248  
Mentor, Ohio



**12 TREVOR ANDERSON**  
G, Gr-Sr., 6-3, 195  
Stevens Point, Wis.



**13 JUSTIN TAPHORN**  
G, Fr., 6-5, 198  
Pekin, Ill.



**14 CARTER GILMORE**  
F, Fr., 6-7, 215  
Hartland, Wis.



**20 BEN CARLSON**  
F, Fr., 6-9, 218  
Woodbury, Minn.



**22 STEVEN CROWL**  
F, Fr., 7-0, 217  
Eagan, Minn.



**24 JORDAN DAVIS**  
G, Fr., 6-4, 202  
La Crosse, Wis.



**32 JOE HEDSTROM**  
C, R-Fr., 7-0, 240  
Hopkins, Minn.



**34 BRAD DAVISON**  
G, Jr., 6-4, 2-6  
Maple Grove, Minn.



**35 NATE REUVERS**  
F, Jr., 6-11, 235  
Lakeville, Minn.



**GREG GARD**  
Head Coach  
6th season at UW



**JOE KRABBHOF**  
Assistant Coach  
5th season at UW



**DEAN OLIVER**  
Assistant Coach  
4th season at UW



**ALANDO TUCKER**  
Interim Assistant Coach  
2nd season at UW

WISCONSIN BADGERS	POS	HT	WT	YR/ELIG	HOMETOWN (HS/LAST SCHOOL)
0 D'Mitrik Trice***	G	6-0	184	Gr./R-Sr.	Huber Heights, Ohio (Wayne/IMG Academy)
1 Jonathan Davis	G	6-5	196	Fr./Fr.	La Crosse, Wis. (Central)
2 Aleem Ford***	F	6-8	217	Gr./R-Sr.	Lawrenceville, Ga. (Archer/IMG Academy)
3 Walt McGrory***	G	6-3	205	Sr./Sr.	Minneapolis, Minn. (Edina)
4 Carter Higginbottom*	G	6-0	188	Jr./R-So.	Chicago, Ill. (St. Ignatius)
5 Tyler Wahl*	F	6-9	220	So./So.	Lakeville, Minn. (North)
11 Micah Potter*	F	6-10	248	Gr./R-Sr.	Mentor, Ohio (Monteverde Acad./Ohio State)
12 Trevor Anderson**	G	6-3	195	Gr./R-Sr.	Stevens Point, Wis. (HS/Green Bay)
13 Justin Taphorn	G	6-5	198	Fr./Fr.	Pekin, Ill. (Pekin)
14 Carter Gilmore	F	6-7	215	Fr./Fr.	Hartland, Wis. (Arrowhead)
20 Ben Carlson	F	6-9	218	Fr./Fr.	Woodbury, Minn. (East Ridge)
22 Steven Crowl	F	7-0	217	Fr./Fr.	Eagan, Minn. (Eastview)
24 Jordan Davis	G	6-4	202	Fr./Fr.	La Crosse, Wis. (Central)
32 Joe Hedstrom*	C	7-0	247	Jr./R-So.	Hopkins, Minn. (HS)
34 Brad Davison***	G	6-4	202	Sr./Sr.	Maple Grove, Minn. (HS)
35 Nate Reuvers***	F	6-11	235	Sr./Sr.	Lakeville, Minn. (North)

\* letters earned at UW | Gr. - Graduate school student

**Head Coach:** Greg Gard (6th)  
**Assistant Coaches:** Joe Krabbenhoft (5th),  
Dean Oliver (4th), Alando Tucker (interim, 2nd)  
**Dir. of Basketball Operations:** Marc VandeWettering

**Head Athletic Trainer:** Henry Perez-Guerra  
**Video Director:** A.J. Van Handel  
**Asst. Dir. of Basketball Operations:** Kyle Blackburn

## WISCONSIN PRONUNCIATION GUIDE)

Steven Crowl	rhymes with foul	Carter Gilmore	GILL-more	Nate Reuvers	REE-vers
Brad Davison	DAVE-eh-son	Joe Hedstrom	HEAD-strum	D'Mitrik Trice	Duh-MEE-trick
Aleem Ford	uh-LEEM	Walt McGrory	muh-GRORE-ee	Tyler Wahl	WALL





## THE GARD FILE

### ■ Career Record (6th Season): 116-65 (.641)

- Record at Wisconsin (6th Season): 116-65 (.641)
- Big Ten Record (6th Season): 68-42 (.618)
- NCAA Tournament Appearances/Record: 3 / 4-3 (.572)
- Hometown: Cobb, Wis.
- Alma Mater: UW-Platteville, 1995 (Physical & Health Ed)  
Master's Degree: UW-Platteville, 2007 (Counselor Ed)
- Family: Wife Michelle  
Daughters, Mackenzie and Peyton; Son, Isaac

## COACHING EXPERIENCE

Position	School	Years
Assistant Coach	Southwestern (Wis.) HS	1990-93
Assistant Coach	Platteville (Wis.) HS	1993-94
Assistant Coach	UW-Platteville	1993-99
Assistant Coach	UW-Milwaukee	1999-01
Assoc. Head Coach	Wisconsin	2001-15
Head Coach	Wisconsin	2015-Present

## CAREER HIGHLIGHTS

Date	Highlight
Dec. 15, 2015	Assumes role of interim head coach upon the retirement of Bo Ryan
Dec. 23, 2015	First career win, 84-79, vs. Green Bay
Jan. 2, 2016	First Big Ten win, 79-57, vs. Rutgers
Jan. 17, 2016	First ranked win, 77-76, vs. #4 MSU
Jan. 26, 2016	UW claims 82-79 overtime win over eventual Big Ten champion #19 Indiana
Feb. 13, 2016	First road win over ranked team, 70-57, at #2 Maryland
March 7, 2016	Officially named Wisconsin head coach
March 18, 2016	First NCAA tournament win, 47-43, against 10th-seeded Pittsburgh
April 4, 2016	Jim Phelan National Coach of the Year
March 18, 2017	Leads UW to its fourth-ever win over No. 1 team in the nation with a 65-62 victory over top-seeded Villanova in NCAA tournament second round
Feb. 15, 2018	Badgers tally sixth top-10 win in three seasons under Gard (#6 Purdue, 57-53)
Jan. 19, 2019	UW earns fourth win over top-5 team under Gard (#2 Michigan, 64-54)
Jan. 3, 2020	UW wins at #5 Ohio State, 61-47

A coaching veteran of 30 years, Greg Gard will enter his sixth season atop the Wisconsin men's basketball program in 2020-21 after proving himself as one of the best head coaches in the Big Ten. Gard earned 2020 Big Ten Coach of the Year honors after leading the Badgers to the regular season conference championship last season.

Wisconsin's incredible postseason success hasn't wavered on Gard's watch either, participating in the NCAA tournament in three of his first four seasons and earning the Big Ten's automatic qualifier status in the canceled 2020 Big Dance. Gard's postseason ledger includes a pair of Sweet 16 appearances in each of his first two seasons at the helm.

In just five seasons as head coach, Gard has posted a record of 101-57, becoming the second-fastest (157 games) Wisconsin coach to 100 overall wins in the NCAA tournament era. He has also guided the Badgers to a conference record of 59-35, and his .628 conference win percentage ranks sixth among Big Ten coaches of the last 40 years.

After initially taking over on an interim basis midway through the 2015-16 season, Gard would go on to win the Jim Phelan National Coach of the Year Award that season and was officially named head coach of the Badgers on March 7, 2016. Through five seasons, Gard has already risen to fifth on the school's all-time wins list and owns the third-best win percentage at UW.

Gard's most recent season leading the Badgers might have been his best. After opening the season 5-5 overall and then 5-5 in the Big Ten, Wisconsin won nine of its last 10 games, including its final eight games of the season to win a share of the 2020 conference title and claim the No. 1 seed for the later canceled Big Ten tournament. During that run, UW knocked off No. 14 Michigan State, won at No. 19 Michigan and closed the season with a win at Indiana to clinch the title.

In his inaugural season as head coach, Gard led the Badgers to the 2016 NCAA Tournament Sweet 16, becoming just the second-ever first-year coach to win the Jim Phelan National Coach of the Year award. He followed that up by leading UW to the fifth-highest single-season win total in school history (27-10) and making a second-consecutive visit to the Sweet 16.

Gard is just the third coach in the last 20 years to pilot his team to the Sweet 16 in each of his first two seasons, joining UCLA's Steve Lavin (1996-97) and Gonzaga's Mark Few (2000-01).

Gard's Badgers would follow that up with another

12-6 conference campaign in 2017, finishing second in both the regular season and the Big Ten tournament. Wisconsin would cap off its 27-win season with a signature win in the NCAA tournament, knocking off the nation's No. 1 team Villanova, 65-62, to advance to the Sweet 16.

In 2018-19, Gard piloted the Badgers back to the Big Dance, posting a 23-11 overall record. Wisconsin also boasted a mark of 14-6 in Big Ten play, winning 14 conference games for just the 3rd time in school history, joining 16-win seasons in 2008 and 2015.

In 19 total seasons on the Badgers' bench, Gard has seen the Badgers finish lower than fourth in the Big Ten standings just once while amassing a combined mark of 231-103 (.692) in league play.

During his tenure as head coach, Gard has helped a pair of players reach first-team All-Big Ten status: Nigel Hayes earned the nod in 2016 and third-team All-American Ethan Happ received the distinction in both 2017, 2018 and 2019.

Long considered one of the top assistant coaches in the game, Gard served as an assistant at Wisconsin for 14-plus seasons, including the final seven as the associate head coach. During that time, Gard served as the Badgers' recruiting coordinator in addition to on-floor coaching duties, opponent scouting and game preparation, and the constructing of future game schedules. He was also the director of the Badger Boys Basketball Summer Camps.

Gard helped guide the Badgers to back-to-back Final Fours in 2014 and 2015, and in 2015 UW reached its first national championship game since 1941. UW shattered the school's single-season wins record (36) in 2015, becoming one of just 10 teams with at least 36 wins in DI history. In 2014, UW finished 30-8 and won at least 30 games for just the third time in school history.

In fact, Gard has been on the bench for each of the top 13 winningest seasons at Wisconsin.

Prior to coming to Wisconsin in 2001, Gard spent the previous two seasons as Ryan's assistant at UW-Milwaukee. Previously, Gard served as an assistant coach to Ryan at UW-Platteville from 1993-99. During Gard's years on the Pioneer staff, UW-Platteville compiled a 161-13 (.925) record and won three NCAA Division III titles, five straight Wisconsin Intercollegiate Athletic Conference (WIAC) championships and appeared in six consecutive NCAA tournaments.

## GARD YEAR-BY-YEAR

Year	School	Record	Pct.	Conf.	Record	Place	Postseason
2015-16	Wisconsin	15-8	.652	Big Ten	12-6	T-3rd	NCAA Sweet 16
2016-17	Wisconsin	27-10	.730	Big Ten	12-6	T-2nd	NCAA Sweet 16
2017-18	Wisconsin	15-18	.455	Big Ten	7-11	9th	--
2018-19	Wisconsin	23-11	.676	Big Ten	14-6	4th	NCAA First Round
2019-20	Wisconsin	21-10	.677	Big Ten	14-6	T-1st	--
2020-21	Wisconsin	15-8	.652	Big Ten	9-7	--	--
<b>Totals (6 seasons)</b>		<b>116-65</b>	<b>(.641)</b>		<b>68-42</b>	<b>(.618)</b>	<b>3 NCAA appearances</b>

## GARD vs. DIVISION I TEAMS

Team	Home	Away	Neut.	Total
Arkansas-Pine Bluff	1-0	0-0	0-0	1-0
Baylor	0-0	0-0	0-1	0-1
Central Arkansas	1-0	0-0	0-0	1-0
Chicago State	2-0	0-0	0-0	2-0
Coppin State	1-0	0-0	0-0	1-0
Creighton	0-0	0-1	0-0	0-1
Eastern Illinois	2-0	0-0	0-0	2-0
Florida	0-0	0-0	0-1	0-1
Florida A&M	1-0	0-0	0-0	1-0
Georgetown	0-0	0-0	1-0	1-0
Grambling State	1-0	0-0	0-0	1-0
Green Bay	5-0	0-0	0-0	5-0
Houston Baptist	1-0	0-0	0-0	1-0
Idaho State	1-0	0-0	0-0	1-0
Illinois	3-1	4-1	0-0	7-2
Indiana	5-0	2-2	1-0	8-2
Iowa	1-2	2-2	0-0	3-4
Louisville	1-0	0-0	0-0	1-0
Loyola	1-0	0-0	0-0	1-0
Marquette	1-1	1-2	0-0	2-3
Maryland	3-2	2-2	1-0	6-4
UMass Lowell	1-0	0-0	0-0	1-0
McNeese State	1-0	0-0	0-0	1-0
Michigan	3-2	1-3	0-1	4-6
Michigan State	2-2	1-4	0-2	3-8
Milwaukee	2-0	0-0	0-0	2-0
Minnesota	4-1	3-1	0-0	7-2
Nebraska	3-1	4-1	1-1	8-3
New Mexico	0-0	0-0	0-1	0-1
North Carolina	0-0	0-0	0-1	0-1
North Carolina State	1-0	0-1	0-0	1-1
Northwestern	3-2	2-1	1-0	6-3
Notre Dame	0-0	0-0	0-1	0-1
Ohio State	3-2	2-1	0-0	5-3
Oklahoma	1-0	0-0	1-0	2-0
Oregon	0-0	0-0	0-1	0-1
Penn State	3-0	4-1	0-0	7-1
Pittsburgh	0-0	0-0	1-0	1-0
Prairie View A&M	1-0	0-0	0-0	1-0
Purdue	2-2	0-4	0-0	2-6
Rhode Island	1-0	0-0	0-0	1-0
Rider	1-0	0-0	0-0	1-0
Richmond	0-0	0-0	0-1	0-1
Rutgers	4-0	1-2	1-0	6-2
Saint Mary's	0-0	0-0	0-1	0-1
Savannah State	1-0	0-0	0-0	1-0
South Carolina State	1-0	0-0	0-0	1-0
Stanford	0-0	0-0	1-0	1-0
Syracuse	1-0	0-0	0-0	1-0
Temple	0-0	0-1	0-0	0-1
Tennessee	0-0	1-0	1-0	2-0
UCLA	0-0	0-0	0-1	0-1
Villanova	0-0	0-0	1-0	1-0
Virginia	0-0	0-1	0-1	0-2
Virginia Tech	0-0	0-0	1-0	1-0
Western Kentucky	1-0	0-1	0-0	1-1
Xavier	0-1	1-0	1-0	2-1
Yale	1-0	0-0	0-0	1-0
<b>Total</b>	<b>72-19</b>	<b>31-32</b>	<b>13-14</b>	<b>116-65</b>

# HOME SWEET HOME

The Badgers are VERY good at the Kohl Center



## WISCONSIN AT HOME SINCE 2001-02

<b>285-43 (.869)</b>	Overall Home Record
<b>144-30 (.828)</b>	vs. Big Ten teams
<b>141-13 (.916)</b>	vs. non-conference teams
<b>107-13 (.892)</b>	vs. unranked Big Ten teams
<b>46-21 (.687)</b>	vs. teams ranked in the AP top 25
<b>33-5 (.868)</b>	vs. in-state teams
<b>Win Streak</b>	vs. IND (15-0), PSU (14-0)
<b>One-loss</b>	vs. NEB (5-1)
<b>Two-loss</b>	vs. MINN (14-2), MICH (13-2), IOWA (12-2), MARY (3-2)

## NCAA'S TOUGHEST VENUES

Since the Kohl Center opened in 1998, Wisconsin has been nearly unbeatable on its home floor. In fact, among active venues, the Kohl Center is among the toughest for road teams to come in and steal a win.

Team	Record	Pct.
1. Gonzaga (McCarthy Center) . . . . .	220-15	.936
2. Kentucky (Rupp Arena) . . . . .	610-73	.893
3. Oregon (Matthew Knight Arena) . . . . .	161-20	.890
4. Kansas (Allen Fieldhouse) . . . . .	807-114	.876
Michigan State (Breslin Center) . . . . .	427-63	.871
6. Belmont (Curb Events Center) . . . . .	200-30	.870
7. Louisville (KFC Yum! Center) . . . . .	167-26	.865
8. UCLA (Pauley Pavilion) . . . . .	768-126	.859
9. <b>Wisconsin (Kohl Center) . . . . .</b>	<b>320-53</b>	<b>.858</b>
10. Xavier (Cintas Center) . . . . .	276-47	.854

(games through Jan. 1, 2020)

## STREAKING

Of the 9 longest home streaks in school history, 5 have come in the last 18 seasons, including a record 38-game home win streak from 2002 to 2005.

No.	Began	Ended
38	12/7/2002 (UNLV)	1/25/2005 (ILL)
33	3/8/1911 (NW)	1/23/1915 (Chic.)
28	2/8/2006 (IND)	12/8/2007 (Marq.)
24	1/14/1929 (IND)	2/14/1931 (MIN)
23	2/13/2010 (IND)	12/3/2011 (Marq.)
19	1/17/2016 (MSU)	2/12/2017 (NW)
18	2/27/1909 (PUR)	3/1/1911 (MIN)
18	2/19/1915 (PUR)	1/26/1917 (Chic.)
18	2/5/2009 (ILL)	2/9/2010 (ILL)

- Since the 2001-02 season when **Greg Gard** first joined staff, Wisconsin has compiled a 285-43 (.869) record at the Kohl Center.
- Over the last 15 seasons, UW is 144-30 (.828) in Big Ten home games, the best mark in the conference.
- Over the last 15 seasons, 213 of the Badgers' 285 home wins have come by at least 10 points (74.7 percent).
- Wisconsin has trailed at halftime in only 68 of 327 home games (21 percent) since 2001-02. UW has come back to win 40 of those 68 games (58.8 percent).
- In 2019-20, the Badgers led the Big Ten and ranked 6th nationally in attendance, selling out nearly every game (16,912 per game). UW has led the Big Ten in attendance 14 of the last 18 seasons and finished among the nation's top 7 in each of the last 20 years.

## BIG KOHL CENTER WINS

Most memorable home wins since opening in 1998:

**Jan. 17, 1998 - UW 56, Northwestern 33**

First-ever game in the Kohl Center

**Dec. 1, 2001 - UW 70, UW-Green Bay 57**

Bo Ryan's first victory at the Kohl Center

**Dec. 22, 2001 - UW 86, #14 MU 63**

Kirk Penney scores 33 points in UW's first win over a ranked team under Bo Ryan

**Jan. 5, 2002 - UW 72, #7 Illinois 66**

Ryan's first win over a top-10 team at UW

**Feb. 27, 2002 - UW 74, Michigan 54**

UW clinches share of first Big Ten title since '47

**Dec. 7, 2002 - UW 91, UNLV 74**

UW begins school-record 38-game home win streak - Alando Tucker 24 points, 18 rebounds

**March 5, 2003 - UW 60, #14 Illinois 59**

Devin Harris makes 1-of-2 FTs with 0.4 seconds left to clinch outright Big Ten title

**Dec. 23, 2004 - UW 85, UNC Green. 53**

UW wins school-record 34th-straight home game

**Jan. 16, 2005 - UW 62, #15 Mich. St. 59**

Wisconsin overcomes 8-point deficit with 1:58 remaining to win its 38th-straight home game

**Feb. 9, 2005 - UW 72, Iowa 69**

UW overcomes a 13-point deficit with 12:27 remaining

**March 1, 2005 - UW 62, Indiana 60**

Alando Tucker scores putback as time expires

**Feb. 15, 2006 - UW 78, #12 Ohio St. 73**

UW overcomes a nine-point halftime deficit to beat No. 12 Ohio State

**Dec. 16, 2006 - UW 89, #2 Pitt 75**

Alando Tucker and Brian Butch combine for 59 pts

**Jan. 9, 2007 - UW 72, #5 Ohio St. 69**

Badgers win the first matchup in school history of top-five teams

**March 3, 2007 - UW 52, Michigan St. 50**

Kammron Taylor wins it on 3fg with 3.9 seconds left

**Dec. 2, 2009 - UW 73, #6 Duke 69**

Trevon Hughes scores 26 as UW's win clinches Big Ten's first Big Ten/ACC title

**Jan. 9, 2010 - UW 73, #4 Purdue 66**

Jordan Taylor (23) and Jason Bohannon (20) help end Purdue's undefeated season

**Feb. 2, 2010 - UW 67, #5 Michigan State 49**

Badgers end MSU's 9-0 Big Ten start

**Feb. 12, 2011 - UW 71, #1 Ohio State 67**

Stopped OSU's 24-0 start and UW's first win over AP No. 1 since 1962

**Feb. 9, 2013 - UW 65, #2 Michigan 62 (OT)**

Ben Brust's half-court buzzer-beater sends game to overtime where UW wins

**Nov. 19, 2013 - UW 103, North Dakota 85**

UW's first 100-point game since '95, Frank Kaminsky scores UW record 43 points

**Feb. 9, 2014 - UW 60, #8 Michigan State 58**

Treavon Jackson hits game-winning jumper with 2.1 seconds left in Bo Ryan's 150th Big Ten win

**March 1, 2015 - #6 UW 68, Michigan State 61**

UW claims 18th Big Ten championship and the 4th under Bo Ryan as Frank Kaminsky scores 31

**Dec. 23, 2015 - UW 84, Green Bay 79**

Greg Gard's first win as interim head coach

**Jan. 17, 2016 - UW 77, #4 Michigan State 76**

Gard's first ranked win, Koenig/Hayes total 52 pts

**Feb. 15, 2018 - UW 57, #6 Purdue 53**

Ethan Happ tallies 21 pts and 12 reb as Badgers raise Frank Kaminsky's No. 44 into rafters

**Jan. 19, 2019 - UW 64, #2 Michigan 54**

UW knocks off 17-0 Michigan behind 26 points, 10 rebounds and 7 assists from Ethan Happ

**Feb. 1, 2020 - UW 64, #14 Michigan State 63**

UW wins first game over MSU since 2016

**Dec. 19, 2020 - UW 85, #23 Louisville 48**

UW's largest-ever win over a top-25 team

## RECRUITING CLASS OF 2021

Greg Gard announced Nov. 11, 2020 that high school seniors **Chuckie Hepburn**, **Chris Hodges** and **Matthew Mors** signed National Letters of Intent to play basketball for the Badgers in the fall of 2021.

### ■ **Chuckie Hepburn | G | Bellevue, Neb.**

ESPN four-star recruit ... 20th-ranked PG in the nation ... 2020 Nebraska Gatorade Player of the Year led Bellevue West to a 21-3 record and the Class A state championship ... 3x All-Metro First-Team honoree (2018, '19, '20) ... First-Team All-Class All-State in 2019, '20 ... averaged 17.7 pts, 6.1 ast, 4.6 reb, & 3.1 stl per game as a junior ... during his sophomore season, took home 2019 First Team Super-State honors, averaging 18.3 pts, 5.1 reb, 5.0 ast & 3.4 stl per game ... garnered Third-Team All-State in 2018 after leading Bellevue West to the state championship game as a freshman.

### ■ **Chris Hodges | F | Schaumburg, Ill.**

ESPN four-star recruit ... as a junior, named Mid-Suburban League West Player of the Year after leading Schaumburg High School to a 25-7 record, the MSL Championship and advancing to the Regional Finals ... Second-Team Class 4A All-State honors with the Illinois Basketball Coaches Association ... MSL all-conference honoree and all-area selection ... 6-foot-9 power forward averaged 15.5 ppg (69.8% FG), 8.0 rpg & 2.0 bpg last season ... as a sophomore, earned All-Area honors posting 16.0 ppg, 5.2 rpg and 2.0 bpg helping Schaumburg to a regional championship.

### ■ **Matthew Mors | F | Yankton, S.D.**

Consensus top-150 recruit ... enters his senior season as the rare 4x all-state selection and reigning back-to-back South Dakota Gatorade Player of the Year ... joined Yankton varsity team as a 7th grader and helped the Bucks to the 2016 state championship ... 2020 SDBCA Class AA Player of the Year ... enters senior season as South Dakota's Class AA all-time leading scorer (2,127 pts) and counting ... as a junior, averaged 19.4 pts (51.4% FG), 8.2 reb, 2.9 ast & 2.1 stl per game, leading Yankton to the #1 seed in the state playoffs before the season ended prematurely ... has averaged at least 19 ppg in each of the last four seasons.

## TAKE THE SHOW ON THE ROAD

Wisconsin is renowned for its home success, but UW has been good on the road recently too.

- Over the last 7 seasons, the Badgers are 83-53 (.610) away from home (road+neutral).
- Since **Greg Gard** took over as head coach, the Badgers are 1 of just 3 Big Ten teams with 30 or more wins in true road games.

### Best Road Records (B1G) Since Dec. 23, 2015

Record	Team
1. 33-25 (.569)	Michigan State
2. 31-31 (.500)	Purdue
3. <b>31-32 (.492)</b>	<b>Wisconsin</b>
4. 28-31 (.475)	Maryland

(thru Feb. 19, 2021)

- Since 2001-02, the Badgers have tallied 117 true road wins, tops of any Big Ten team.

## 2020 WASN'T ALL BAD...

The year 2020 had its ups and downs, but the Badgers still had plenty to be grateful for. Cheers to:

- **Winning:** Wisconsin went 22-7 in the 2020 calendar year, the most wins and best win% among Big Ten teams. UW's 22 wins T-3rd most in the nation among major conference teams, joining Kansas (26) & Baylor (24).
- **Titles:** UW claimed its 19th Big Ten title and first since 2015. Only Purdue (22), Indiana (22) and Ohio State (20) have won more.
  - Wisconsin even defeated BYU in ESPN's faux-national championship game to become "2020 BPI Simulated National Champions"
- **Legends:** Former coach Bo Ryan and former standout Mike Wilkinson were inducted into the UW Athletics Hall of Fame.
- **Family:** The ever-growing Badger family gained some new additions in 2020, including assistant coach **Alando Tucker** and his wife, Krystal, having their third son, Auri.
- **Micah Potter** got engaged this summer to Elle (pronounced "L") Van Ginsven, a senior on the Loyola Chicago volleyball team.
- **Health:** "Gardening Against Cancer" surpassed the \$4 million mark in 2020, raising money for cancer research and care in Wisconsin.
- **Education:** UW saw NINE of its Badgers earn degrees from UW-Madison, including Rashard Griffith (1994-95) returning and earning his degree 25 years later.



0 | D'MITRIK TRICE

R-Senior | Guard | 6-0 | 184  
Huber Heights, Ohio | IMG Academy (Fla.)



Twitter: @DMitrikTrice22 | Instagram: dmitrik\_trice0

INDIVIDUAL BENCHMARKS		
	SEASON	CAREER
GP/GS	23/23	135/100
10+ POINTS:	16	58
20+ POINTS:	5	12
30+ POINTS:	1	1
3+ 3-PTERS MADE:	6	31
3+ ASSISTS:	17	74
LED UW IN PTS:	9	20
LED UW IN AST:	16	59

**GET TO KNOW D'MITRIK**

Trice has had a big impact at Wisconsin since stepping onto campus in 2016. Having played in over 130 games, including 100 career starts, Trice is the most experienced Badger on the roster. A Third-Team All-Big Ten honoree last season, Trice rounded out his game and set new career highs in points, rebounds, assists, blocks and steals while starting all 31 games at point guard.

- CAREER**
- On Thursday vs. Iowa, became just the 13th Badger in school history to make 100 career starts.
  - Currently ranks 4th in school history with a career 2.15 assist-to-turnover ratio (398 assists, 185 TOs).
  - Ranks 4th in school history with 398 career assists.
  - Ranks 3rd in school history with 223 career 3FG.
  - Scored his 1,000th career point in UW's Big Ten title-clinching win at Indiana (3/7/20). Became the first player in school history to amass 1,000 pts, 300 reb & 300 ast by his junior season.
  - Became just the fifth true freshman to start a game at Wisconsin since 2000, joining Devin Harris, Alando Tucker, Josh Gasser & Sam Dekker.

- HONORS**
- 2020 Third-Team All-Big Ten
  - 2019 All-Big Ten Honorable Mention
  - Big Ten Player of the Week (Dec. 23, 2019)
  - 3x Academic All-Big Ten (2018, '19, '20)

- TOP SEASON PERFORMANCES**
- **INDIANA (1/7/21):** Played a career-high 47 minutes and led UW to a double-overtime win, finishing with 21 points, 7 assists and only 1 turnover.
  - **#21 MINNESOTA (12/31/20):** Tallied 14 points, 5 rebounds, 5 assists and 2 steals in 33 minutes.
  - **@ #12 MICHIGAN ST (12/25/20):** Scored a season-high 29 points (4-7 3FG), including a career day at the free throw line (11-15 FT).

SEASON HIGHS	
POINTS:	29 at Michigan State (12/25/20)
FIELD GOALS:	9 at Illinois (2/6/21)
FG ATTEMPTS:	18 at Illinois (2/6/21)
3-POINT FGS:	4 (2x) MR at Michigan (1/12/21)
3-POINT FGAS:	8 vs. Iowa (2/18/21)
FREE THROWS:	11 at Michigan State (12/25/20)
FT ATTEMPTS:	15 at Michigan State (12/25/20)
REBOUNDS:	8 (2x) MR at Nebraska (2/10/21)
ASSISTS:	9 vs. Iowa (2/18/21)
BLOCKS:	--
STEALS:	4 at Illinois (2/6/21)
MINUTES:	47 vs. Indiana (1/7/21)

CAREER HIGHS	
POINTS:	31 vs. Milwaukee (12/21/19)
FIELD GOALS:	11 vs. Milwaukee (12/21/19)
FG ATTEMPTS:	20 vs. Stanford (11/21/18)
3-POINT FGS:	7 vs. Oklahoma (11/22/18)
3-POINT FGAS:	10 vs. Oregon (3/22/19)
FREE THROWS:	11 at Michigan State (12/25/20)
FT ATTEMPTS:	15 at Michigan State (12/25/20)
REBOUNDS:	10 vs. Nebraska (1/21/20)
ASSISTS:	9 vs. Rutgers (2/23/20)
BLOCKS:	1 (9x) MR at Indiana (3/7/20)
STEALS:	4 at Illinois (2/6/21)
MINUTES:	47 vs. Indiana (1/7/21)

GAME-BY-GAME STATISTICS

Opponent	Date	gs	min	Total		3-Pointers		Free throws		Rebounds				pf	a	t/o	blk	stl	pts	avg	
				fg-fga	pct	3fg-fga	pct	ft-fa	pct	off	def	tot	avg								
EASTERN ILLINOIS	11/25/20	*	29	2-6	.333	1-4	.250	6-8	.750	0	2	2	2.0	1	5	0	0	3	11	11.0	
ARK.-PINE BLUFF	11/27/20	*	19	6-9	.667	3-6	.500	0-0	.000	0	3	3	2.5	0	3	0	0	0	15	13.0	
GREEN BAY	12/01/20	*	23	2-6	.333	0-1	.000	0-0	.000	0	4	4	3.0	0	5	0	0	0	4	10.0	
at Marquette	12/04/20	*	32	6-14	.429	3-5	.600	2-2	1.000	0	6	6	3.8	1	2	3	0	1	17	11.8	
RHODE ISLAND	12/09/20	*	35	2-8	.250	1-4	.250	3-6	.500	0	4	4	3.8	3	4	2	0	1	8	11.0	
LOYOLA CHICAGO	12/15/20	*	32	6-15	.400	1-4	.250	4-5	.800	0	1	1	3.3	1	2	0	0	2	17	12.0	
LOUISVILLE	12/19/20	*	19	3-3	1.000	3-3	1.000	0-0	.000	0	2	2	3.1	2	5	0	0	1	9	11.6	
NEBRASKA	12/22/20	*	33	3-13	.231	1-7	.143	0-0	.000	0	4	4	3.3	1	1	3	0	0	7	11.0	
at Michigan St.	12/25/20	*	32	7-14	.500	4-7	.571	11-15	.733	0	2	2	3.1	0	2	2	0	2	29	13.0	
MARYLAND	12/28/20	*	34	8-14	.571	3-6	.500	6-7	.857	0	4	4	3.2	2	3	3	0	0	25	14.2	
MINNESOTA	12/31/20	*	33	6-11	.545	2-3	.667	0-0	.000	0	5	5	3.4	3	5	2	0	2	14	14.2	
INDIANA	01/07/21	*	47	7-15	.467	2-7	.286	5-6	.833	0	3	3	3.3	0	7	1	0	0	21	14.8	
at Michigan	01/12/21	*	35	7-13	.538	4-7	.571	2-2	1.000	0	2	2	3.2	1	2	2	0	0	20	15.2	
at Rutgers	01/15/21	*	32	4-8	.500	2-5	.400	3-4	.750	0	4	4	3.3	2	5	2	0	2	13	15.0	
NORTHWESTERN	01/20/21	*	34	4-11	.364	2-6	.333	2-2	1.000	0	2	2	3.2	2	4	2	0	0	12	14.8	
OHIO ST.	01/23/21	*	38	4-8	.500	2-5	.400	2-4	.500	0	4	4	3.3	4	8	2	0	0	12	14.6	
at Maryland	01/27/21	*	38	4-14	.286	1-3	.333	4-4	1.000	0	8	8	3.5	1	3	3	0	0	13	14.5	
at Penn St.	01/30/21	*	32	2-9	.222	0-5	.000	2-2	1.000	0	0	0	3.3	1	3	2	0	1	6	14.1	
PENN ST.	02/02/21	*	34	0-5	.000	0-2	.000	0-0	.000	0	4	4	3.4	2	6	1	0	0	0	13.3	
at Illinois	02/06/21	*	38	9-18	.500	2-7	.286	2-2	1.000	0	2	2	3.3	0	1	2	0	4	22	13.8	
at Nebraska	02/10/21	*	37	3-14	.214	2-7	.286	1-2	.500	1	7	8	3.5	2	3	0	0	2	9	13.5	
MICHIGAN	02/14/21	*	34	4-11	.364	0-2	.000	8-9	.889	0	5	5	3.6	2	3	3	0	2	16	13.6	
IOWA	02/18/21	*	37	3-15	.200	2-8	.250	3-4	.750	1	2	3	3.6	3	9	2	0	1	11	13.5	
Totals			23	757	102-254	.402	41-114	.360	66-84	.786	2	80	82	3.6	34	91	37	0	24	311	13.5

Games played: 23	Rebounds/game: 3.6
Minutes/game: 32.9	Assists/game: 4.0
Points/game: 13.5	Turnovers/game: 1.6
FG Pct: 40.2	Assist/turnover ratio: 2.5
3FG Pct: 36.0	Steals/game: 1.0
FT Pct: 78.6	

CAREER STATISTICS																						
Season			Total		3-Point		F-Throws		Rebounds												Scoring	
	gp-gs	min/avg	fg-fga	pct	fg-fga	pct	ft-fa	pct	off	def	tot	avg	pf	fo	ast	to	blk	stl	pts	avg		
2016-17	37-2	677/18.3	70-184	.380	38-91	.418	30-38	.789	7	62	69	1.9	51	0	63	37	3	20	208	5.6		
2017-18	10-10	315/31.5	35-92	.380	12-40	.300	12-17	.706	2	18	20	2.0	13	0	23	13	1	6	94	9.4		
2018-19	34-34	1107/32.6	133-346	.384	76-195	.390	51-68	.750	6	88	94	2.8	65	1	90	45	1	30	393	11.6		
2019-20	31-31	997/32.2	104-274	.380	56-149	.376	41-55	.745	8	117	125	4.0	37	0	131	53	4	24	305	9.8		
2020-21	23-23	757/32.9	102-254	.402	41-114	.360	66-84	.786	2	80	82	3.6	34	0	91	37	0	24	311	13.5		
TOTAL	135-100	3853/28.5	444-1150	.386	223-589	.379	200-262	.763	25	365	390	2.9	200	1	398	185	9	104	1311	9.7		

1 | JONATHAN DAVIS

Freshman | Guard | 6-5 | 196  
La Crosse, Wis. | La Crosse Central



Twitter: @JonathanCDavis1 | Instagram: jonathandavis1

INDIVIDUAL BENCHMARKS

	SEASON	CAREER
GP/GS	23/0	23/0
10+ POINTS:	5	5
20+ POINTS:	0	0
2+ 3-PTERS MADE:	1	1
3+ ASSISTS:	1	1
5+ REBOUNDS:	10	10
LED UW IN PTS:	2	2
LED UW IN REB:	5	5

GET TO KNOW JONATHAN

Four-star recruit Jonathan Davis joins the Badgers after a decorated senior season that saw him named "Wisconsin Mr. Basketball." Davis finished his high school career as La Crosse Central's all-time leading scorer with 2,158 points. Along with brother and fellow Badger, Jordan, he helped lead Central to the WIAA Division 2 state tournament each of his three years on the varsity team, capturing the state title in 2017. As a senior, Davis averaged 27.4 points and 9.2 rebounds per game for the Red Raiders, who reached the Division 2 sectional final before the season was ended due to the COVID-19 pandemic. His junior season, Davis was named conference player of the year after averaging 23 points, 9 rebounds and 3 assists per game for Central, also earning unanimous first-team all-state selection and first-team all-conference honors. A standout quarterback on the football field, Davis was a first-team all-state starter and passed for 6,572 yards and 56 touchdowns, while rushing for more than 2,000 yards and scoring another 34 touchdowns on the ground.

HONORS

- 2020 Wisconsin Mr. Basketball
- 2017 WIAA Division 2 State Champion (basketball)
- La Crosse Central all-time leading scorer (2,158 pts)

TOP SEASON PERFORMANCES

- **PENN STATE (2/2/21):** Breakout game with career highs in points (17), FG (6-7), 3FG (4-4), steals (3), plus 4 rebounds in just 18 minutes off the bench.
- **INDIANA (1/7/21):** Played a career-high 41 minutes and led UW in rebounding with a career high 8 rebounds, as well as a career-high 3 steals.
- **NEBRASKA (12/22/20):** Energized the Badgers, finishing with a +/- of +24 with 7 pts, 6 reb in 24 min.
- **LOYOLA (12/15/20):** Matched his then-career high with 12 points (5-10 FG), plus 5 rebounds, 2 assists.

SEASON HIGHS

POINTS: 17 vs. Penn State (2/2/21)  
FIELD GOALS: 6 vs. Penn State (2/2/21)  
FG ATTEMPTS: 11 vs. Indiana (1/7/21)  
3-POINT FGS: 4 vs. Penn State (2/2/21)  
3-POINT FGAS: 4 vs. Penn State (2/2/21)  
FREE THROWS: 4 at Marquette (12/4/20)  
FT ATTEMPTS: 4 at Marquette (12/4/20)  
REBOUNDS: 9 vs. Iowa (2/18/21)  
ASSISTS: 3 vs. Louisville (12/19/20)  
BLOCKS: 2 (2x) MR at Maryland (1/27/21)  
STEALS: 3 (2x) MR vs. Penn State (2/2/21)  
MINUTES: 41 vs. Indiana (1/7/21)

CAREER HIGHS

POINTS: 17 vs. Penn State (2/2/21)  
FIELD GOALS: 6 vs. Penn State (2/2/21)  
FG ATTEMPTS: 11 vs. Indiana (1/7/21)  
3-POINT FGS: 4 vs. Penn State (2/2/21)  
3-POINT FGAS: 4 vs. Penn State (2/2/21)  
FREE THROWS: 4 at Marquette (12/4/20)  
FT ATTEMPTS: 4 at Marquette (12/4/20)  
REBOUNDS: 9 vs. Iowa (2/18/21)  
ASSISTS: 3 vs. Louisville (12/19/20)  
BLOCKS: 2 (2x) MR at Maryland (1/27/21)  
STEALS: 3 (2x) MR vs. Penn State (2/2/21)  
MINUTES: 41 vs. Indiana (1/7/21)

GAME-BY-GAME STATISTICS

Opponent	Date	gs	min	Total		3-Pointers		Free throws		Rebounds				pf	a	t/o	blk	stl	pts	avg
				fg-fga	pct	3fg-fga	pct	ft-fa	pct	off	def	tot	avg							
EASTERN ILLINOIS	11/25/20	15	4-7	.571	0-1	.000	0-0	.000	1	1	2	2.0	1	1	2	1	1	1	8	8.0
ARK-PINE BLUFF	11/27/20	24	3-10	.300	1-2	.500	2-3	.667	0	8	8	5.0	1	2	0	1	0	9	8.5	
GREEN BAY	12/01/20	19	1-4	.250	0-0	.000	0-0	.000	2	3	5	5.0	2	1	1	1	0	2	6.3	
at Marquette	12/04/20	30	4-7	.571	0-1	.000	4-4	1.000	4	2	6	5.3	2	0	0	0	1	12	7.8	
RHODE ISLAND	12/09/20	17	2-5	.400	0-1	.000	2-2	1.000	1	2	3	4.8	1	1	0	2	0	6	7.4	
LOYOLA CHICAGO	12/15/20	23	5-10	.500	1-1	1.000	1-3	.333	2	3	5	4.8	1	2	0	0	1	12	8.2	
LOUISVILLE	12/19/20	21	3-4	.750	1-1	1.000	0-1	.000	2	4	6	5.0	0	3	2	1	2	7	8.0	
NEBRASKA	12/22/20	25	3-7	.429	1-2	.500	0-0	.000	3	3	6	5.1	0	0	1	0	0	7	7.9	
at Michigan St.	12/25/20	30	3-6	.500	0-0	.000	1-3	.333	0	2	2	4.8	4	2	0	1	1	7	7.8	
MARYLAND	12/28/20	18	2-3	.667	0-1	.000	0-0	.000	1	2	3	4.6	3	0	1	0	0	4	7.4	
MINNESOTA	12/31/20	31	4-7	.571	0-1	.000	0-1	.000	0	3	3	4.5	2	0	1	0	1	8	7.5	
INDIANA	01/07/21	41	2-11	.182	0-2	.000	2-2	1.000	1	7	8	4.8	1	0	0	0	3	6	7.3	
at Michigan	01/12/21	26	0-6	.000	0-1	.000	0-0	.000	1	3	4	4.7	0	1	1	1	1	0	6.8	
at Rutgers	01/15/21	11	1-2	.500	0-0	.000	0-0	.000	1	1	2	4.5	4	1	2	1	0	2	6.4	
NORTHWESTERN	01/20/21	22	3-6	.500	0-0	.000	2-2	1.000	3	3	6	4.6	1	2	1	1	1	8	6.5	
OHIO ST.	01/23/21	31	2-6	.333	0-1	.000	1-2	.500	2	3	5	4.6	3	2	0	0	1	5	6.4	
at Maryland	01/27/21	25	2-7	.286	0-2	.000	0-0	.000	2	1	3	4.5	3	0	1	2	1	4	6.3	
at Penn St.	01/30/21	20	2-3	.667	0-0	.000	1-2	.500	1	2	3	4.4	5	2	1	1	1	5	6.2	
PENN ST.	02/02/21	19	6-7	.857	4-4	1.000	1-2	.500	1	3	4	4.4	3	1	6	0	3	17	6.8	
at Illinois	02/06/21	26	3-6	.500	1-1	1.000	0-0	.000	0	4	4	4.4	3	0	1	0	0	7	6.8	
at Nebraska	02/10/21	18	4-7	.571	1-3	.333	1-1	1.000	0	3	3	4.3	3	1	2	1	2	10	7.0	
MICHIGAN	02/14/21	22	5-8	.625	0-0	.000	1-1	1.000	0	3	3	4.3	3	0	1	0	0	11	7.1	
IOWA	02/18/21	34	1-9	.111	1-3	.333	0-0	.000	4	5	9	4.5	5	1	0	0	1	3	7.0	
Totals		0	548	65-148	.439	11-28	.393	19-29	.655	32	71	103	4.5	51	23	24	14	21	160	7.0

Games played: 23  
Minutes/game: 23.8  
Points/game: 7.0  
FG Pct: 43.9  
3FG Pct: 39.3  
FT Pct: 65.5

Rebounds/game: 4.5  
Assists/game: 1.0  
Turnovers/game: 1.0  
Assist/turnover ratio: 1.0  
Steals/game: 0.9  
Blocks/game: 0.6

CAREER STATISTICS

Season	gp-gs	min/avg	Total		3-Point		F-Throws		Rebounds				pf	fo	ast	to	blk	stl	Scoring	
			fg-fga	pct	fg-fga	pct	ft-fa	pct	off	def	tot	avg							pts	avg
2020-21	23-0	548/23.8	65-148	.439	11-28	.393	19-29	.655	32	71	103	4.5	51	2	23	24	14	21	160	7.0
TOTAL	23-0	548/23.8	65-148	.439	11-28	.393	19-29	.655	32	71	103	4.5	51	2	23	24	14	21	160	7.0

2 | ALEEM FORD

R-Junior | Forward | 6-8 | 217  
Lawrenceville, Ga. | Archer/IMG Academy



Twitter: @Aleemty2 | Instagram: Aleemty2

INDIVIDUAL BENCHMARKS		
GP/GS:	SEASON 23/23	CAREER 118/74
10+ POINTS:	12	35
3+ 3FGS:	3	14
LED UW IN PTS:	2	4
5+ REBOUNDS:	8	30
DOUBLE-DOUBLES:	0	0
2+ ASSISTS:	10	28

GET TO KNOW ALEEM

The growth and development of senior Aleem Ford has played an integral role in Wisconsin's success, perhaps none more evident than last season. Ford started all 31 games for the Badgers last year, averaging 8.6 points and 4.4 rebounds per game. He entered his junior season with nine career double-digit scoring games, yet posted 14 last season alone (including 7 of the last 10). The 6-foot-8 forward provides an outside shooting threat, while also flashing the strength and skillset to drive to the basket. Coming off breakout months of February and March to close last season, the Lawrenceville, Georgia native appears poised to take it up another level for his senior season in Madison.

- CAREER
- Ford's .409 3FG% in 2017-18 ranked 11th in the Big Ten is 3rd-highest ever by a UW freshman
  - Ford's 45 3FGs ranks 5th in UW freshman history

- TOP SEASON PERFORMANCES
- @ RUTGERS (1/15/21): Led the Badgers scoring a season-high 14 points with career highs in FTs (4), FTAs (5), blk (4) & stl (2) in a season-high 34 min.
  - #21 MINNESOTA (12/31/20): Posted season highs with 14 points (6-10 FG), 2 assists and 2 blocks.
  - @ #12 MICHIGAN STATE (12/25/20): Finished with 13 pts (5-6 FG, 1-2 3FG), 4 reb, 2 ast, 2 stl and 1 blk.
  - NEBRASKA (12/22/20): Matched or posted new season highs in points (13), FTs (4), FTAs (4), rebounds (8), blocks (1) and minutes (28).
  - GREEN BAY (12/1/20): 13 points (5-9 FG) in 16 min, reaching double figures a second-straight game.

SEASON HIGHS		
POINTS:	15 (2x) MR vs. Michigan (2/14/21)	
FIELD GOALS:	6 (2x) MR at Penn State (1/30/21)	
FG ATTEMPTS:	12 (3x) MR at Nebraska (2/10/21)	
3-POINT FGS:	4 vs. Ohio State (1/23/21)	
3-POINT FGAS:	8 (2x) MR at Penn State (1/30/21)	
FREE THROWS:	4 (2x) MR at Rutgers (1/15/21)	
FT ATTEMPTS:	5 at Rutgers (1/15/21)	
REBOUNDS:	8 (2x) MR at Penn State (1/30/21)	
ASSISTS:	3 at Illinois (2/6/21)	
BLOCKS:	4 at Rutgers (1/15/21)	
STEALS:	2 (4x) MR vs. Ohio State (1/23/21)	
MINUTES:	35 vs. Iowa (2/18/21)	

CAREER HIGHS		
POINTS:	19 vs. Purdue (2/18/20)	
FIELD GOALS:	7 (2x) MR vs. Purdue (2/18/20)	
FG ATTEMPTS:	12 (2x) MR at Penn State (1/30/21)	
3-POINT FGS:	5 vs. Purdue (2/18/20)	
3-POINT FGAS:	8 (3x) MR at Penn State (1/30/21)	
FREE THROWS:	4 (5x) MR at Rutgers (1/15/21)	
FT ATTEMPTS:	5 at Rutgers (1/15/21)	
REBOUNDS:	10 at Nebraska (2/15/20)	
ASSISTS:	5 vs. Milwaukee (11/24/17)	
BLOCKS:	4 at Rutgers (1/15/21)	
STEALS:	2 (7x) MR vs. Ohio State (1/23/21)	
MINUTES:	38 at Maryland (2/4/18)	

GAME-BY-GAME STATISTICS

Opponent	Date	gs	min	Total		3-Pointers		Free throws		Rebounds									pts	avg	
				fg-fga	pct	3fg-fga	pct	ft-fia	pct	off	def	tot	avg	pf	a	to	blk	stl			
EASTERN ILLINOIS	11/25/20	*	18	0-4	.000	0-2	.000	1-2	.500	1	2	3	3.0	1	2	1	1	0	1	1.0	
ARK.-PINE BLUFF	11/27/20	*	25	3-7	.429	2-3	.667	2-2	1.000	1	3	4	3.5	0	2	0	0	1	10	5.5	
GREEN BAY	12/01/20	*	22	5-9	.556	2-5	.400	1-1	1.000	0	3	3	3.3	2	0	3	1	0	13	8.0	
at Marquette	12/04/20	*	27	3-10	.300	2-7	.286	1-2	.500	2	3	5	3.8	2	2	0	1	1	9	8.3	
RHODE ISLAND	12/09/20	*	25	4-8	.500	2-6	.333	1-2	.500	1	0	1	3.2	4	0	1	0	0	11	8.8	
LOYOLA CHICAGO	12/15/20	*	26	2-6	.333	0-1	.000	0-0	.000	0	6	6	3.7	2	1	1	1	0	4	8.0	
LOUISVILLE	12/19/20	*	26	5-10	.500	2-5	.400	0-0	.000	0	2	2	3.4	2	2	0	1	1	12	8.6	
NEBRASKA	12/22/20	*	28	4-9	.444	1-6	.167	4-4	1.000	0	8	8	4.0	3	0	1	1	0	13	9.1	
at Michigan St.	12/25/20	*	23	5-7	.714	1-3	.333	2-2	1.000	0	4	4	4.0	5	2	1	1	2	13	9.6	
MARYLAND	12/28/20	*	31	4-8	.500	2-5	.400	0-0	.000	2	4	6	4.2	3	0	0	0	0	10	9.6	
MINNESOTA	12/31/20	*	27	6-10	.600	2-5	.400	0-0	.000	0	3	3	4.1	1	2	1	2	0	14	10.0	
INDIANA	01/07/21	*	19	3-6	.500	2-3	.667	0-0	.000	0	4	4	4.1	2	2	1	0	2	8	9.8	
at Michigan	01/12/21	*	26	2-8	.250	1-4	.250	1-1	1.000	0	4	4	4.1	2	0	0	0	1	6	9.5	
at Rutgers	01/15/21	*	34	5-12	.417	0-3	.000	4-5	.800	1	5	6	4.2	2	0	0	4	2	14	9.9	
NORTHWESTERN	01/20/21	*	26	1-6	.167	1-5	.200	0-0	.000	0	4	4	4.2	3	2	0	0	1	3	9.4	
OHIO ST.	01/23/21	*	28	4-10	.400	4-8	.500	1-2	.500	2	5	7	4.4	0	1	2	1	2	13	9.6	
at Maryland	01/27/21	*	21	1-4	.250	1-3	.333	0-0	.000	0	3	3	4.3	3	0	2	0	0	3	9.2	
at Penn St.	01/30/21	*	32	6-12	.500	3-8	.375	0-0	.000	1	7	8	4.5	3	1	3	0	0	15	9.6	
PENN ST.	02/02/21	*	25	3-8	.375	1-3	.333	0-0	.000	1	2	3	4.4	0	0	1	0	1	7	9.4	
at Illinois	02/06/21	*	22	1-4	.250	0-2	.000	0-1	.000	1	0	1	4.3	3	3	2	0	1	2	9.1	
at Nebraska	02/10/21	*	27	3-12	.250	1-5	.200	2-2	1.000	1	3	4	4.2	2	1	0	0	0	9	9.0	
MICHIGAN	02/14/21	*	29	5-8	.625	3-5	.600	2-2	1.000	0	2	2	4.1	3	0	1	0	0	15	9.3	
IOWA	02/18/21	*	34	2-10	.200	2-7	.286	0-0	.000	2	3	5	4.2	2	2	2	1	1	6	9.2	
Totals			23	601	77-188	.410	35-104	.337	22-28	.786	16	80	96	4.2	50	25	23	15	16	211	9.2

Games played: 23  
Minutes/game: 26.1  
Points/game: 9.2  
FG Pct: 41.0  
3FG Pct: 33.7  
FT Pct: 78.6

Rebounds/game: 4.2  
Assists/game: 1.1  
Turnovers/game: 1.0  
Assist/turnover ratio: 1.1  
Steals/game: 0.7  
Blocks/game: 0.7

CAREER STATISTICS

Season	gp-gs	min/avg	Total		3-Point		F-Throws		Rebounds				Scoring							
			fg-fga	pct	fg-fga	pct	ft-fita	pct	off	def	tot	avg	pf	fo	ast	to	blk	stl	pts	avg
2017-18	33-20	805/24.4	60-150	.400	45-110	.409	27-33	.818	20	71	91	2.8	64	1	30	25	6	11	192	5.8
2018-19	31-0	429/13.8	35-103	.340	23-80	.288	4-4	1.000	11	48	59	1.9	44	0	11	16	4	8	97	3.1
2019-20	31-31	777/25.1	96-222	.432	41-120	.342	34-49	.694	38	99	137	4.4	61	2	33	31	12	15	267	8.6
2020-21	23-23	601/26.1	77-188	.410	35-104	.337	22-28	.786	16	80	96	4.2	50	1	25	23	15	16	211	9.2
TOTAL	118-74	2612/22.1	268-663	.404	144-414	.348	87-114	.763	85	298	383	3.2	219	4	99	95	37	50	767	6.5



5

TYLER WAHL

Sophomore | Forward | 6-9 | 220

Lakeville, Minn. | Lakeville North High School



Twitter: @tjwahl01 | Instagram: tjwahl01

INDIVIDUAL BENCHMARKS

	SEASON	CAREER
GP/GS:	23/10	54/13
10+ POINTS:	4	4
20+ POINTS:	0	0
5+ REBOUNDS:	8	14
10+ REBOUNDS:	2	2
DOUBLE-DOUBLES:	2	2
2+ BLOCKS:	6	6
LED UW IN PTS:	1	1
LED UW IN REB:	5	5

GET TO KNOW TYLER

Tyler Wahl made an immediate impact as a true freshman for Wisconsin last season, appearing in all 31 games and starting 3 games. The forward from Lakeville, Minnesota leaves his imprint all over the box score, bringing relentless effort and energy off the bench for the Badgers. Having grown 1 inch (to 6-7 ½) and added 15 pounds (to 220) to his frame, Wahl has positioned himself for a strong sophomore season in Madison. As a prep senior at Lakeville North, Wahl averaged 18.0 points, 10.0 rebounds and 6.6 assists per game, leading the Panthers to a 27-5 record, the school's first-ever conference title, and an appearance in the Class AAAA state championship game. Earned back-to-back AP second-team All-State honors as a junior and senior, setting the school record for rebounds (905) and finishing third in Panther history with 1,397 points. Wahl was prep teammates with current Badger teammate, Nate Reuvers.

TOP SEASON PERFORMANCES

- **@ PENN STATE (1/30/21):** Recorded a double-double with 13 points (all in the first half) and a team-high 10 rebounds, plus 2 blocks and 2 assists.
- **NORTHWESTERN (1/20/21):** Led the Badgers in scoring for the first time in his career, finishing with a career high 14 points (2-3 3FG), while also tallying a team-high 6 rebounds and 2 assists.
- **@ RUTGERS (1/15/21):** Made his first start of the season, finishing with 4 points, 6 rebounds, 2 assists, 2 blocks & 1 steal in a career-high 34 minutes.
- **INDIANA (1/7/21):** Scored a career-high 12 points, going 2-for-2 from 3FG in the second OT. Wahl also tallied career highs in steals (3) and minutes (31).
- **GREEN BAY (12/1/20):** Recorded his first career double-double by setting career highs with 11 pts and 15 reb, while adding 4 ast, 2 blk and 2 stl.

SEASON HIGHS

POINTS: 14 vs. Northwestern (1/20/21)

FIELD GOALS: 6 at Penn State (1/30/21)

FG ATTEMPTS: 10 at Penn State (1/30/21)

3-POINT FGS: 2 (2x) MR vs. Northwestern (1/20/21)

3-POINT FGAS: 5 at Nebraska (2/10/21)

FREE THROWS: 5 vs. Eastern Illinois (11/25/20)

FT ATTEMPTS: 6 (3x) MR at Illinois (2/6/21)

REBOUNDS: 15 vs. Green Bay (12/1/20)

ASSISTS: 4 vs. Green Bay (12/1/20)

BLOCKS: 2 (5x) MR at Penn State (1/30/21)

STEALS: 3 (2x) MR vs. Indiana (1/7/21)

MINUTES: 34 at Rutgers (1/15/21)

CAREER HIGHS

POINTS: 14 vs. Northwestern (1/20/21)

FIELD GOALS: 7 (3x) MR vs. Green Bay (1/1/20)

FG ATTEMPTS: 10 at Penn State (1/30/21)

3-POINT FGS: 2 (3x) MR vs. Northwestern (1/20/21)

3-POINT FGAS: 5 at Nebraska (2/10/21)

FREE THROWS: 5 vs. Eastern Illinois (11/25/20)

FT ATTEMPTS: 6 (3x) MR at Illinois (2/6/21)

REBOUNDS: 15 vs. Green Bay (12/1/20)

ASSISTS: 4 vs. Green Bay (12/1/20)

BLOCKS: 2 (5x) MR at Penn State (1/30/21)

STEALS: 3 (3x) MR vs. Indiana (1/7/21)

MINUTES: 34 at Rutgers (1/15/21)

GAME-BY-GAME STATISTICS

Opponent	Date	gs	min	Total		3-Pointers		Free throws		Rebounds				pf	a	t/o	blk	stl	pts	avg
				fg-fga	pct	3fg-fga	pct	ft-fa	pct	off	def	tot	avg							
EASTERN ILLINOIS	11/25/20	19	2-6	.333	0-3	.000	5-6	.833	0	0	0	0.0	1	0	0	2	1	9	9.0	
ARK.-PINE BLUFF	11/27/20	18	2-3	.667	1-1	1.000	0-0	.000	0	1	1	0.5	1	0	0	2	1	5	7.0	
GREEN BAY	12/01/20	20	5-7	.714	1-2	.500	0-0	.000	3	12	15	5.3	1	4	3	2	2	11	8.3	
at Marquette	12/04/20	25	1-3	.333	0-1	.000	1-2	.500	1	1	2	4.5	3	1	1	1	1	3	7.0	
RHODE ISLAND	12/09/20	29	1-3	.333	0-1	.000	2-4	.500	1	5	6	4.8	4	1	0	0	1	4	6.4	
LOYOLA CHICAGO	12/15/20	22	0-1	.000	0-0	.000	1-2	.500	0	6	6	5.0	4	2	1	2	0	1	5.5	
LOUISVILLE	12/19/20	23	1-3	.333	0-0	.000	1-3	.333	2	3	5	5.0	2	2	1	0	3	3	5.1	
NEBRASKA	12/22/20	18	0-1	.000	0-1	.000	2-2	1.000	0	1	1	4.5	3	2	1	0	0	2	4.8	
at Michigan St.	12/25/20	18	2-3	.667	0-0	.000	0-0	.000	0	4	4	4.4	4	1	1	1	0	4	4.7	
MARYLAND	12/28/20	23	0-2	.000	0-0	.000	2-6	.333	1	0	1	4.1	2	3	0	0	2	2	4.4	
MINNESOTA	12/31/20	17	0-0	.000	0-0	.000	3-3	1.000	0	0	0	3.7	1	1	0	0	0	3	4.3	
INDIANA	01/07/21	31	4-6	.667	2-2	1.000	2-4	.500	0	2	2	3.6	1	1	1	0	2	12	4.9	
at Michigan	01/12/21	24	1-4	.250	1-1	1.000	2-2	1.000	2	4	6	3.8	0	1	2	0	0	5	4.9	
at Rutgers	01/15/21 *	35	2-3	.667	0-0	.000	0-3	.000	2	4	6	3.9	4	2	1	2	1	4	4.9	
NORTHWESTERN	01/20/21 *	30	5-7	.714	2-3	.667	2-3	.667	0	6	6	4.1	2	2	0	0	0	14	5.5	
OHIO ST.	01/23/21 *	17	2-6	.333	0-1	.000	0-0	.000	0	4	4	4.1	4	0	1	1	1	4	5.4	
at Maryland	01/27/21 *	30	2-5	.400	0-1	.000	0-0	.000	1	4	5	4.1	2	3	2	0	2	4	5.3	
at Penn St.	01/30/21 *	31	6-10	.600	1-3	.333	0-0	.000	2	8	10	4.4	3	2	3	2	0	13	5.7	
PENN ST.	02/02/21 *	31	2-4	.500	1-2	.500	0-0	.000	1	1	2	4.3	2	3	1	0	1	5	5.7	
at Illinois	02/06/21 *	31	2-3	.667	0-0	.000	3-6	.500	0	3	3	4.3	2	0	1	1	2	7	5.8	
at Nebraska	02/10/21 *	27	1-8	.125	0-5	.000	1-2	.500	0	4	4	4.2	2	1	1	0	2	3	5.6	
MICHIGAN	02/14/21 *	28	1-4	.250	0-0	.000	0-0	.000	1	5	6	4.3	1	2	1	1	2	2	5.5	
IOWA	02/18/21 *	24	0-6	.000	0-2	.000	0-2	.000	2	1	3	4.3	2	0	0	0	0	0	5.2	
Totals		10	571	42-98	.429	9-29	.310	27-50	.540	19	79	98	4.3	51	34	22	17	24	120	5.2

Games played: 23

Minutes/game: 24.8

Points/game: 5.2

FG Pct: 42.9

3FG Pct: 31.0

FT Pct: 54.0

Rebounds/game: 4.3

Assists/game: 1.5

Turnovers/game: 1.0

Assist/turnover ratio: 1.5

Steals/game: 1.0

Blocks/game: 0.7

CAREER STATISTICS

Season	gp	gs	min/avg	Total		3-Point		F-Throws		Rebounds				pf	fo	ast	to	blk	stl	Scoring	
				fg	fga	pct	fg	fga	pct	ft	fta	pct	off	def	tot	avg				pts	avg
2019-20	31-3		479/15.5	34-79	.430	6-28	.214	7-18	.389	34	48	.82	2.6	64	0	32	33	5	20	81	2.6
2020-21	23-10		571/24.8	42-98	.429	9-29	.310	27-50	.540	19	79	.98	4.3	51	0	34	22	17	24	120	5.2
TOTAL	54-13		1050/19.4	76-177	.429	15-57	.263	34-68	.500	53	127	180	3.3	115	0	66	55	22	44	201	3.7

11 | MICAH POTTER

R-Junior | Forward | 6-10 | 248  
Mentor, Ohio | Montverde Academy



Twitter: @BigJam\_23 | Instagram: bigjam\_23

INDIVIDUAL BENCHMARKS

	SEASON	CAREER
GP/GS:	23/20	103/40
10+ POINTS:	16	32
20+ POINTS:	3	4
5+ REBOUNDS:	15	42
10+ REBOUNDS:	4	8
DOUBLE-DOUBLES:	4	8
2+ BLOCKS:	0	9
LED TEAM IN PTS:	6	9
LED TEAM IN REB:	11	21

GET TO KNOW MICAH

Micah Potter proved his value from the moment he joined the Badgers active roster last season. Now, the senior forward appears poised to make the most of his first full season with the Badgers. The Ohio State transfer from Mentor, Ohio has played in nearly 100 games, including nearly 40 starts. Emerging as one of the most valuable reserves during Big Ten play last season, Potter averaged 10.9 points (54.2% FG, 46.9% 3FG) and 6.9 rebounds in just 18.9 minutes per game. Named a preseason candidate for the 2021 Kareem Abdul-Jabbar Center of the Year Award, Potter also stands out in the classroom as a 2x Academic All-Big Ten student.

HONORS

- 2021 Kareem Abdul-Jabbar Award Candidate
- Big Ten Distinguished Scholar (2020)
- 2x Academic All-Big Ten (2018, '20)

TOP SEASON PERFORMANCES

- **@ MARYLAND (1/27/21):** Led the Badgers with season highs in points (23) and rebounds (12) for his 3rd double-double of the season (7th of his career).
- **#21 MINNESOTA (12/31/20):** Posted his second double-double of the season (18 pts, 11 reb).
- **@ #12 MICHIGAN STATE (12/25/20):** Finished with 11 points (2-3 3FG), plus a team-high 6 rebounds and a career-high 5 assists.
- **NEBRASKA (12/22/20):** Posted his first double-double of the season (5th of career) with 10 points and 11 rebounds.
- **#23 LOUISVILLE (12/19/20):** Led the Badgers with 20 points and 7 rebounds, going 2-3 from 3-point range and 4-for-4 at the free throw line.

SEASON HIGHS

POINTS: 23 (2x) MR vs. Iowa (2/18/21)  
FIELD GOALS: 8 (3x) MR vs. Iowa (2/18/21)  
FG ATTEMPTS: 15 (2x) MR vs. Iowa (2/18/21)  
3-POINT FGS: 4 at Maryland (1/27/21)  
3-POINT FGAS: 6 (2x) MR vs. Iowa (2/18/21)  
FREE THROWS: 6 vs. Ark.-Pine Bluff (11/27/20)  
FT ATTEMPTS: 8 vs. Ark.-Pine Bluff (11/27/20)  
REBOUNDS: 12 at Maryland (1/27/21)  
ASSISTS: 5 at Michigan State (12/25/20)  
BLOCKS: 1 (5x) MR at Illinois (2/6/21)  
STEALS: 3 vs. Ark.-Pine Bluff (11/27/20)  
MINUTES: 30 vs. Iowa (2/18/21)

CAREER HIGHS

POINTS: 24 at Penn State (1/11/20)  
FIELD GOALS: 9 at Penn State (1/11/20)  
FG ATTEMPTS: 15 (2x) MR vs. Iowa (2/18/21)  
3-POINT FGS: 4 (3x) MR at Maryland (1/27/21)  
3-POINT FGAS: 6 (4x) MR vs. Iowa (2/18/21)  
FREE THROWS: 9 vs. Texas Southern (11/16/17)\*  
FT ATTEMPTS: 10 vs. Texas Southern (11/16/17)\*  
REBOUNDS: 15 at Minnesota (2/5/20)  
ASSISTS: 5 at Michigan State (12/25/20)  
BLOCKS: 3 (4x) MR vs. UAPB (11/27/20)  
STEALS: 3 (3x) MR vs. UAPB (11/27/20)  
MINUTES: 31 vs. Texas Southern (11/16/17)\*  
\*recorded at Ohio State

GAME-BY-GAME STATISTICS

Opponent	Date	gs	min	Total		3-Pointers		Free throws		Rebounds			pf	a	t/o	blk	stl	pts	avg		
				fg-fga	pct	3fg-fga	pct	ft-fa	pct	off	def	tot								avg	
EASTERN ILLINOIS	11/25/20	*	23	3-7	.429	1-2	.500	2-2	1.000	2	6	8	3	2	2	0	0	9	9.0		
ARK.-PINE BLUFF	11/27/20	*	20	6-9	.667	1-2	.500	6-8	.750	2	3	5	6.5	0	3	1	1	3	19	14.0	
GREEN BAY	12/01/20	*	24	6-8	.750	0-1	.000	2-3	.667	3	5	8	7.0	1	2	2	0	0	14	14.0	
at Marquette	12/04/20	*	22	3-6	.500	1-2	.500	2-2	1.000	0	5	5	6.5	2	0	3	0	0	9	12.8	
RHODE ISLAND	12/09/20	*	28	4-10	.400	1-4	.250	4-6	.667	2	5	7	6.6	3	2	2	0	0	13	12.8	
LOYOLA CHICAGO	12/15/20	*	20	3-6	.500	3-4	.750	4-4	1.000	3	4	7	6.7	3	1	0	0	0	13	12.8	
LOUISVILLE	12/19/20	*	20	7-13	.538	2-3	.667	4-4	1.000	0	7	7	6.7	2	0	2	0	0	20	13.9	
NEBRASKA	12/22/20	*	26	3-7	.429	1-3	.333	3-3	1.000	1	10	11	7.3	1	2	1	0	0	10	13.4	
at Michigan St.	12/25/20	*	22	3-5	.600	2-3	.667	3-4	.750	2	4	6	7.1	1	5	1	0	0	11	13.1	
MARYLAND	12/28/20	*	22	2-8	.250	0-2	.000	0-0	.000	2	3	5	6.9	0	1	0	1	1	4	12.2	
MINNESOTA	12/31/20	*	26	8-15	.533	1-3	.333	1-2	.500	3	8	11	7.3	1	2	2	0	0	18	12.7	
INDIANA	01/07/21	*	24	5-7	.714	0-1	.000	0-0	.000	1	3	4	7.0	2	0	1	0	1	10	12.5	
at Michigan	01/12/21	*	24	5-11	.455	2-5	.400	0-0	.000	2	4	6	6.9	3	0	4	1	0	12	12.5	
at Rutgers	01/15/21	*	23	3-11	.273	0-4	.000	4-4	1.000	3	5	8	7.0	1	0	2	1	2	10	12.3	
NORTHWESTERN	01/20/21	*	17	4-6	.667	2-3	.667	0-0	.000	0	2	2	6.7	1	0	1	0	0	10	12.1	
OHIO ST.	01/23/21	*	22	4-9	.444	0-4	.000	3-5	.600	1	3	4	6.5	3	0	2	1	1	11	12.1	
at Maryland	01/27/21	*	23	8-12	.667	4-6	.667	3-3	1.000	4	8	12	6.8	2	2	3	0	0	23	12.7	
at Penn St.	01/30/21	*	15	3-7	.429	0-3	.000	0-0	.000	1	1	2	6.6	3	1	0	1	0	6	12.3	
PENN ST.	02/02/21	*	21	4-7	.571	0-1	.000	4-5	.800	3	5	8	6.6	0	2	1	0	2	12	12.3	
at Illinois	02/06/21	*	19	4-12	.333	0-5	.000	0-0	.000	0	1	1	6.4	2	0	4	1	1	8	12.1	
at Nebraska	02/10/21	*	15	1-2	.500	0-0	.000	3-4	.750	1	1	2	6.1	1	1	2	1	0	5	11.8	
MICHIGAN	02/14/21	*	19	4-9	.444	1-4	.250	0-0	.000	0	0	0	5.9	2	1	0	3	0	9	11.6	
IOWA	02/18/21	*	30	8-15	.533	3-6	.500	4-4	1.000	6	5	11	6.1	3	1	1	1	0	23	12.1	
Totals			20	505	101-202	.500	25-71	.352	52-63	.825	42	98	140	6.1	40	28	37	12	11	279	12.1

Games played: 23  
Minutes/game: 22.0  
Points/game: 12.1  
FG Pct: 50.0  
3FG Pct: 35.2  
FT Pct: 82.5

Rebounds/game: 6.1  
Assists/game: 1.2  
Turnovers/game: 1.6  
Assist/turnover ratio: 0.8  
Steals/game: 0.5  
Blocks/game: 0.5

CAREER STATISTICS

Overall (*at Ohio State)				3-Point				Rebounding											
Year	GP-GS	Min/Avg	FG-FGA	Pct	FG-FGA	Pct	FT-FTA	Pct	Off-Def	Tot	Avg	PF-FO	Ast	TO	Blk	Stl	Pts/Avg		
2016-17*	30-12	422/14.1	43-99	.434	17-51	.333	21-35	.600	35-57	92	3.1	68-0	8	20	11	8	124/4.1		
2017-18*	29-4	292/10.1	44-90	.489	6-20	.300	24-30	.800	31-40	71	2.4	39-0	10	12	11	5	118/4.1		
2019-20	21-3	368/17.5	76-144	.528	23-51	.451	37-43	.860	33-98	131	6.2	36-0	8	33	21	8	212/10.1		
2020-21	23-20	504/21.9	101-202	.500	25-71	.352	52-63	.825	42-98	140	6.1	40-0	28	37	12	11	279/12.1		
Total	103-39	1586/15.4	264-535	.493	71-193	.368	134-171	.784	141-293	434	4.2	183	54	102	55	32	733/7.1		
Big Ten (*at Ohio State)				3-Point				Rebounding											
Year	GP-GS	Min/Avg	FG-FGA	Pct	FG-FGA	Pct	FT-FTA	Pct	Off-Def	Tot	Avg	PF-FO	Ast	TO	Blk	Stl	Pts/Avg		
2016-17*	18-1	225/12.5	25-57	.439	9-31	.290	15-20	.750	18-27	45	2.5	43-0	5	9	8	2	74/4.1		
2017-18*	16-0	152/9.5	25-51	.490	4-10	.400	14-17	.824	14-21	35	2.2	29-0	2	5	4	1	68/4.3		
2019-20	18-3	330/18.3	71-131	.542	23-49	.469	31-37	.838	33-84	117	6.5	32-0	8	29	17	8	196/10.9		
2020-21	16-13	347/21.7	69-143	.483	16-53	.302	28-34	.824	30-63	93	5.8	26-0	18	25	11	8	182/11.4		
Total	68-17	1054/15.5	190-382	.497	52-143	.364	88-108	.815	95-195	290	4.3	130	33	68	40	19	520/7.6		

12

TREVOR ANDERSON

R-Senior | Guard | 6-3 | 195  
Stevens Point, Wis. | SPASH



Twitter: @TreMamBa15 | Instagram: tremamba15

INDIVIDUAL BENCHMARKS

	SEASON	CAREER
GP/GS:	22/0	81/20
10+ POINTS:	1	12
20+ POINTS:	0	1
5+ ASSISTS:	0	2
3+ STEALS:	0	1

GET TO KNOW TREVOR

Waiting was the hardest part for Trevor Anderson, who redshirted 2017-18 after transferring from Green Bay, then suffered a season-ending knee injury in 2018-19 after appearing in the first eight games for Wisconsin. Anderson began returning to form in 2019-20, appearing in all 31 games for the Badgers averaging 12.2 minutes off the bench as a key reserve. He started 20 games as a freshman at UW-Green Bay in 2016-17, averaging 9.8 points, 2.9 rebounds and 2.7 assists per game. The former Stevens Point Area High School standout was one of the state's most prolific prep players, scoring 2,360 points, the eighth-most in Wisconsin high school basketball history. He finished with a 100-6 career record, helped lead SPASH to the WIAA Division I State Championship in back-to-back years (2015-16) and was named Wisconsin's Mir. Basketball and Associated Press Player of the Year as a senior in 2016.

TOP SEASON PERFORMANCES

- **PENN STATE (2/2/21):** Big off the bench for the Badgers, finishing with 9 points and season highs in assists (3), plus FT and FTAs (3-3) in 12 minutes.
- **#23 LOUISVILLE (12/19/20):** Equaled his career high scoring as a Badger, scoring 11 points (4-4 FG, 3-3 3FG). He also dished 3 assists with 0 turnovers.
- **LOYOLA (12/15/20):** Finished with a +/- of +18 off the bench, scoring 5 points (2-2 FG, 1-1 3FG) playing an efficient 15 minutes.
- **ARK.-PINE BLUFF (11/27/20):** Finished with 9 points (3-4 FG, 1-1 3FG), 4 rebounds, 2 steal and 1 assist in 21 minutes off the bench.

SEASON HIGHS

POINTS: 11 (2x) vs. Louisville (12/19/20)  
FIELD GOALS: 4 vs. Louisville (12/19/20)  
FG ATTEMPTS: 5 vs. Penn State (2/2/21)  
3-POINT FGS: 3 vs. Louisville (12/19/20)  
3-POINT FGAS: 3 (3x) MR at Nebraska (2/10/21)  
FREE THROWS: 3 vs. Penn State (2/2/21)  
FT ATTEMPTS: 3 vs. Penn State (2/2/21)  
REBOUNDS: 4 vs. Ark.-Pine Bluff (11/27/20)  
ASSISTS: 4 vs. Michigan (2/14/21)  
BLOCKS: --  
STEALS: 2 vs. Ark.-Pine Bluff (11/27/20)  
MINUTES: 22 at Michigan State (12/25/20)

CAREER HIGHS

POINTS: 23 vs. SIU-Edwardsville (12/19/16)\*  
FIELD GOALS: 6 (2x) MR vs. SIUE (12/19/16)\*  
FG ATTEMPTS: 12 vs. SIUE (12/19/16)\*  
3-POINT FGS: 5 vs. SIUE (12/19/16)\*  
3-POINT FGAS: 8 vs. SIUE (12/19/16)\*  
FREE THROWS: 7 vs. Milwaukee (1/7/17)\*  
FT ATTEMPTS: 8 (2x) MR vs. Milwaukee (1/7/17)\*  
REBOUNDS: 7 at Bowling Green (11/20/16)\*  
ASSISTS: 7 at Youngstown St. (12/31/16)\*  
BLOCKS: 1 (2x) MR at Purdue (1/24/20)  
STEALS: 3 vs. UMKC (11/21/16)\*  
MINUTES: 36 vs. SIUE (12/19/16)\*

\*recorded at Green Bay

GAME-BY-GAME STATISTICS

Opponent	Date	gs	min	Total		3-Pointers		Free throws		Rebounds			pf	a	t/o	blk	stl	pts	avg	
				fg-fga	pct	3fg-fga	pct	ft-fa	pct	off	def	tot								
EASTERN ILLINOIS	11/25/20	11	0-1	.000	0-0	.000	0-2	.000	0	3	3	3.0	1	3	0	0	0	0	0.0	
ARK.-PINE BLUFF	11/27/20	19	3-4	.750	1-1	1.000	2-2	1.000	0	4	4	3.5	3	1	2	0	2	9	4.5	
GREEN BAY	12/01/20	15	2-2	1.000	0-0	.000	0-0	.000	0	1	1	2.7	1	3	0	0	0	4	4.3	
at Marquette	12/04/21	11	0-1	.000	0-1	.000	0-0	.000	2	0	2	2.5	1	2	1	0	0	0	3.3	
RHODE ISLAND	12/09/20	12	1-1	1.000	0-0	.000	1-2	.500	0	1	1	2.2	0	1	1	0	1	3	3.2	
LOYOLA CHICAGO	12/15/20	15	2-2	1.000	1-1	1.000	0-0	.000	0	1	1	2.0	0	0	1	0	0	5	3.5	
LOUISVILLE	12/19/20	20	4-4	1.000	3-3	1.000	0-0	.000	0	0	0	1.7	2	3	0	0	0	11	4.6	
NEBRASKA	12/22/20	16	1-1	1.000	1-1	1.000	0-0	.000	0	1	1	1.6	0	1	0	0	0	3	4.4	
at Michigan St.	12/25/20	21	0-1	.000	0-0	.000	2-2	1.000	1	2	3	1.8	0	2	0	0	0	2	4.1	
MARYLAND	12/28/20	13	2-2	1.000	2-2	1.000	0-0	.000	0	0	0	1.6	0	1	1	0	0	6	4.3	
MINNESOTA	12/31/20	16	1-2	.500	0-0	.000	0-0	.000	0	1	1	1.5	2	0	1	0	0	2	4.1	
INDIANA	01/07/21	11	0-1	.000	0-0	.000	0-0	.000	1	1	2	1.6	0	0	0	0	0	0	3.8	
at Michigan	01/12/21	17	1-3	.333	1-2	.500	0-0	.000	1	1	2	1.6	0	3	0	0	1	3	3.7	
at Rutgers	01/15/21	12	0-1	.000	0-1	.000	0-0	.000	0	0	0	1.5	0	1	1	0	0	0	3.4	
NORTHWESTERN	01/20/21	10	2-3	.667	0-1	.000	0-0	.000	0	2	2	1.5	0	0	0	0	0	4	3.5	
OHIO ST.	01/23/21	11	1-2	.500	0-0	.000	1-1	1.000	0	0	0	1.4	1	1	0	0	0	3	3.4	
at Maryland	01/27/21	17	1-3	.333	1-3	.333	0-0	.000	0	1	1	1.4	2	2	0	0	0	3	3.4	
at Penn St.	01/30/21	18	0-2	.000	0-1	.000	0-0	.000	1	2	3	1.5	0	2	0	0	0	0	3.2	
PENN ST.	02/02/21	12	3-5	.600	0-0	.000	3-3	1.000	0	0	0	1.4	3	3	1	0	0	9	3.5	
at Illinois	02/06/21	19	1-1	1.000	0-0	.000	1-2	.500	0	2	2	1.5	1	0	0	0	0	3	3.5	
at Nebraska	02/10/21	18	3-4	.750	2-3	.667	0-0	.000	0	2	2	1.5	0	0	0	0	0	8	3.7	
MICHIGAN	02/14/21	18	0-1	.000	0-0	.000	0-0	.000	0	3	3	1.5	2	4	1	0	1	0	3.5	
Totals		0	332	28-47	.596	12-20	.600	10-14	.714	6	28	34	1.5	19	33	10	0	5	78	3.5

Games played: 22  
Minutes/game: 15.1  
Points/game: 3.5  
FG Pct: 59.6  
3FG Pct: 60.0  
FT Pct: 71.4

Rebounds/game: 1.5  
Assists/game: 1.5  
Turnovers/game: 0.5  
Assist/turnover ratio: 3.3  
Steals/game: 0.2

CAREER STATISTICS

Season	gp-gs	min/avg	Total		3-Point		F-Throws		Rebounds			pf	fo	ast	to	blk	stl	Scoring		
			fg-fga	pct	fg-fga	pct	ft-fa	pct	off	def	tot							avg	pts	avg
2016-17*	20-20	570/28.5	58-145	.400	35-93	.376	45-56	.804	11	46	57	2.9	32	0	53	37	1	15	196	9.8
2018-19	8-0	55/6.9	6-10	.600	1-1	1.000	0-0	.000	1	8	9	1.1	3	0	3	1	0	0	13	1.6
2019-20	31-0	379/12.2	19-49	.388	7-25	.280	11-14	.786	7	34	41	1.3	18	0	38	17	1	4	56	1.8
2020-21	22-0	332/15.1	28-47	.596	12-20	.600	10-14	.714	6	28	34	1.5	19	0	33	10	0	5	78	3.5
TOTAL	61-0	766/12.6	53-106	.500	20-46	.435	21-28	.750	14	70	84	1.4	40	0	74	28	1	9	147	2.4
All*	81-20	1336/16.5	111-251	.442	55-139	.396	66-84	.786	25	116	141	1.7	72	0	127	65	2	24	343	4.2



# 34 | BRAD DAVISON

Junior | Guard | 6-3 | 206

Maple Grove, Minn. | Maple Grove High School



Twitter: @braddavi34 | Instagram: braddavison

## INDIVIDUAL BENCHMARKS

	SEASON	CAREER
GP/GS:	23/23	120/116
10+ POINTS:	10	62
20+ POINTS:	1	9
30+ POINTS:	0	2
3+ ASSISTS:	6	37
3+ STEALS:	2	11
LED UW IN PTS:	4	23
LED UW IN AST:	2	20

## GET TO KNOW BRAD

Entering his fourth season a Badger, senior Brad Davison has grown not only as a team leader, but also as in terms of his production on the court. The Maple Grove, Minnesota native made his 100th career start this season. Wisconsin's active scoring leader, Davison became the 43rd Badger to score 1,000 career points and just the 20th to do so by his junior season. Starting all 30 games last season, Davison finished third on the team in scoring with 9.9 points per game. A two-time Academic All-Big Ten student, Davison is a natural leader, a driven competitor and a reliable scorer who will be one of the Badgers catalysts during the 2020-21 season.

## HONORS

- 2018 Big Ten All-Freshman Team
- 2x Big Ten Freshman of the Week
- 2x Academic All-Big Ten (2019, '20)

## CAREER

- Became the 12th Badger in school history with 100 career starts (100th start vs. Louisville, 12/19/20).
- Tied for 4th in school history with 116 career starts.
- Ranks 5th in school history with 82.5% career FT%.
- Ranks 13th in school history with 122 career steals.
- Ranks 6th in school history with 203 career 3FGs.
- Set UW freshman records for FT% (.818) + 3FGs (60)
- Became the 43rd player in UW history with 1,000 career points (the 20th to do so by junior season).

## TOP SEASON PERFORMANCES

- **NEBRASKA (12/22/20):** Scored a team-high 15 points (3-5 3FG), and set a career high with 7 assists.
- **#23 LOUISVILLE (12/19/20):** Started his 100th career game at Wisconsin, finishing with 10 points (3-6 3FG), plus 4 assists (0 TOs) and 2 steals.
- **RHODE ISLAND (12/9/20):** Finished with a game-high 23 points (3-5 3FG), shooting 12-for-12 on FTs.

## SEASON HIGHS

POINTS: 23 vs. Rhode Island (12/9/20)  
 FIELD GOALS: 5 (2x) MR vs. Iowa (2/18/21)  
 FG ATTEMPTS: 12 at Rutgers (1/15/21)  
 3-POINT FGS: 5 vs. Iowa (2/18/21)  
 3-POINT FGAS: 9 at Rutgers (1/15/21)  
 FREE THROWS: 12 vs. Rhode Island (12/9/20)  
 FT ATTEMPTS: 12 vs. Rhode Island (12/9/20)  
 REBOUNDS: 7 (3x) MR vs. Penn State (2/2/21)  
 ASSISTS: 7 vs. Nebraska (12/22/20)  
 BLOCKS: --  
 STEALS: 3 (2x) MR at Nebraska (2/10/21)  
 MINUTES: 42 vs. Indiana (1/7/21)

## CAREER HIGHS

POINTS: 30 (2x) MR at Nebraska (2/15/20)  
 FIELD GOALS: 11 at Nebraska (2/15/20)  
 FG ATTEMPTS: 19 vs. Michigan State (2/25/18)  
 3-POINT FGS: 8 at Nebraska (2/15/20)  
 3-POINT FGAS: 11 at Nebraska (2/15/20)  
 FREE THROWS: 12 vs. Rhode Island (12/9/20)  
 FT ATTEMPTS: 16 vs. Marquette (12/9/17)  
 REBOUNDS: 13 at Penn State (1/11/20)  
 ASSISTS: 7 vs. Nebraska (12/22/20)  
 BLOCKS: 1 at Purdue (1/16/18)  
 STEALS: 4 (5x) MR vs. McNeese St (11/13/19)  
 MINUTES: 44 vs. Minnesota (2/19/18)

## GAME-BY-GAME STATISTICS

				Total		3-Pointers		Free throws		Rebounds											
Opponent	Date	gs	min	fg-fga	pct	3fg-fga	pct	ft-fa	pct	off	def	tot	avg	pf	a	t/o	blk	stl	pts	avg	
EASTERN ILLINOIS	11/25/20	*	30	2-8	.250	2-5	.400	0-0	.000	0	5	5	5.0	2	1	1	0	0	6	6.0	
ARK.-PINE BLUFF	11/27/20	*	15	2-5	.400	1-3	.333	0-0	.000	1	2	3	4.0	1	2	0	0	1	5	5.5	
GREEN BAY	12/01/20	*	23	3-6	.500	2-3	.667	2-2	1.000	0	3	3	3.7	1	1	0	0	1	10	7.0	
at Marquette	12/04/20	*	18	0-4	.000	0-3	.000	4-5	.800	0	1	1	3.0	5	3	1	0	1	4	6.3	
RHODE ISLAND	12/09/20	*	32	4-9	.444	3-5	.600	12-12	1.000	0	3	3	3.0	1	0	1	0	2	23	9.6	
LOYOLA CHICAGO	12/15/20	*	36	4-7	.571	2-4	.500	7-9	.778	0	2	2	2.8	1	2	0	0	1	17	10.8	
LOUISVILLE	12/19/20	*	27	3-7	.429	3-6	.500	1-2	.500	0	2	2	2.7	1	4	0	0	2	10	10.7	
NEBRASKA	12/22/20	*	33	5-11	.455	3-5	.600	2-2	1.000	0	3	3	2.8	2	7	1	0	0	15	11.3	
at Michigan St.	12/25/20	*	29	4-8	.500	1-4	.250	2-2	1.000	0	3	3	2.8	1	4	0	0	2	11	11.2	
MARYLAND	12/28/20	*	34	2-8	.250	1-3	.333	0-2	.000	0	3	3	2.8	4	4	1	0	0	5	10.6	
MINNESOTA	12/31/20	*	28	2-7	.286	1-3	.333	0-0	.000	2	4	6	3.1	3	2	1	0	0	5	10.1	
INDIANA	01/07/21	*	42	3-8	.375	2-4	.500	1-2	.500	0	4	4	3.2	4	1	1	0	2	9	10.0	
at Michigan	01/12/21	*	25	1-8	.125	0-3	.000	0-1	.000	0	2	2	3.1	0	1	0	0	1	2	9.4	
at Rutgers	01/15/21	*	36	3-12	.250	3-9	.333	5-5	1.000	0	7	7	3.4	3	1	1	0	3	14	9.7	
NORTHWESTERN	01/20/21	*	34	3-8	.375	3-6	.500	2-2	1.000	0	0	0	3.1	1	3	0	0	1	11	9.8	
OHIO ST.	01/23/21	*	33	1-7	.143	1-6	.167	0-0	.000	0	0	0	2.9	3	2	2	0	2	3	9.4	
at Maryland	01/27/21	*	30	2-8	.250	2-7	.286	0-0	.000	0	1	1	2.8	2	1	0	0	0	6	9.2	
at Penn St.	01/30/21	*	29	3-11	.273	2-6	.333	0-0	.000	2	5	7	3.1	5	3	2	0	0	8	9.1	
PENN ST.	02/02/21	*	35	3-10	.300	3-6	.500	4-4	1.000	1	6	7	3.3	1	1	1	0	1	13	9.3	
at Illinois	02/06/21	*	24	0-6	.000	0-5	.000	0-0	.000	1	3	4	3.3	1	2	1	0	0	0	8.9	
at Nebraska	02/10/21	*	29	3-7	.429	3-6	.500	0-0	.000	1	2	3	3.3	3	3	2	0	3	9	8.9	
MICHIGAN	02/14/21	*	29	1-6	.167	1-5	.200	0-0	.000	2	4	6	3.4	3	0	1	0	0	3	8.6	
IOWA	02/18/21	*	30	5-11	.455	5-8	.625	0-0	.000	0	2	2	3.3	1	0	0	0	0	15	8.9	
Totals			23	681	59-182	.324	44-115	.383	42-50	.840	10	67	77	3.3	49	48	17	0	23	204	8.9

Games played: 23  
 Minutes/game: 29.6  
 Points/game: 8.9  
 FG Pct: 32.4  
 3FG Pct: 38.3  
 FT Pct: 84.0

Rebounds/game: 3.3  
 Assists/game: 2.1  
 Turnovers/game: 0.7  
 Assist/turnover ratio: 2.8  
 Steals/game: 1.0

## CAREER STATISTICS

Season	gp-gs	min/avg	Total	3-Point	F-Throws	Rebounds														Scoring
			fg-fga	pct	fg-fga	pct	ft-fa	pct	off	def	tot	avg	pf	fo	ast	to	blk	stl	pts	avg
2017-18	33-29	1028/31.2	124-306	.405	60-169	.355	90-110	.818	10	66	76	2.3	109	3	83	59	1	40	398	12.1
2018-19	34-34	1096/32.2	115-299	.385	52-149	.349	76-94	.809	10	101	111	3.3	79	2	62	34	2	36	358	10.5
2019-20	30-30	926/30.9	92-233	.395	47-131	.359	65-77	.844	16	113	129	4.3	73	1	56	27	0	23	296	9.9
2020-21	23-23	681/29.6	59-182	.324	44-115	.383	42-50	.840	10	67	77	3.3	49	2	48	17	0	23	204	8.9
TOTAL	120-116	3731/31.1	390-1020	.382	203-564	.360	273-331	.825	46	347	393	3.3	310	8	249	137	3	122	1256	10.5

35

NATE REUVERS

Junior | Forward | 6-11 | 235  
Lakeville, Minn. | Lakeville North High School



Twitter: @Reuvers35 | Instagram: reuvers35

INDIVIDUAL BENCHMARKS

	SEASON	CAREER
GP/GS:	23/17	116/97
10+ POINTS:	9	47
20+ POINTS:	0	4
5+ REBOUNDS:	8	34
10+ REBOUNDS:	0	2
DOUBLE-DOUBLES:	0	2
2+ BLOCKS:	6	46
LED UW IN PTS:	2	17
LED UW IN REB:	2	14

GET TO KNOW NATE

Possessing natural size and a perimeter shooting touch, Nate Reuvers has worked to improve his strength and postgame to set up a big senior year. A Third-Team All-Big Ten honoree last season, Reuvers started all 31 games and led the team in scoring (13.1 ppg) and blocks (1.9), while second in rebounding (4.5 rpg). The forward from Lakeville, Minnesota scored in double figures in 24 of 31 games, including 12 of the final 15. Reuvers asserted his defensive presence with 58 blocks for the Badgers last season, which tied for the seventh-highest single-season total in UW history. He also recorded the fifth-highest single-season blocks total (60) his junior year. An Academic All-Big Ten student, Reuvers is pursuing his master's degree in Business: Supply Chain Management after majoring in Business: Finance and Investment Banking.

- HONORS
- 2021 Karl Malone Award Watch List
  - 2020-21 Preseason All-Big Ten Team
  - 2020 Third-Team All-Big Ten
  - 2019 Academic All-Big Ten
  - Big Ten Player of the Week (11/11/19)

- CAREER
- Became the 47th player in Wisconsin history to reach 1,000 career points, joining teammates Brad Davison and D'Mitrik Trice on UW's all-time list.
  - Earlier this season, became Wisconsin's all-time blocks leader by surpassing Ethan Happ (154) and Frank Kaminsky (153).

- TOP SEASON PERFORMANCES
- **@ PENN STATE (1/30/21):** Led the Badgers with 18 points (7-12 FG), plus 5 rebounds and 1 block.
  - **E. ILLINOIS (11/25/20):** Finished with a game-high 18 points (2-3 3FGs), 9 rebounds and 5 blocks.

SEASON HIGHS

POINTS: 18 (2x) MR at Penn State (1/30/21)  
FIELD GOALS: 7 at Penn State (1/30/21)  
FG ATTEMPTS: 12 (2x) MR at Penn State (1/30/21)  
3-POINT FGS: 3 vs. Green Bay (12/1/20)  
3-POINT FGAS: 4 (3x) MR at Illinois (2/6/21)  
FREE THROWS: 6 vs. Indiana (1/7/21)  
FT ATTEMPTS: 6 (2x) MR vs. Indiana (1/7/21)  
REBOUNDS: 9 vs. Eastern Illinois (11/25/20)  
ASSISTS: 3 (2x) MR vs. Indiana (1/7/21)  
BLOCKS: 5 vs. Eastern Illinois (11/25/20)  
STEALS: 2 (2x) MR at Illinois (2/6/21)  
MINUTES: 35 vs. Indiana (1/7/21)

CAREER HIGHS

POINTS: 22 (3x) MR vs. Milwaukee (12/21/19)  
FIELD GOALS: 8 (4x) MR vs. Milwaukee (12/21/19)  
FG ATTEMPTS: 18 (2x) MR at Minn. (2/5/20)  
3-POINT FGS: 4 at Maryland (1/14/19)  
3-POINT FGAS: 8 at Maryland (1/14/19)  
FREE THROWS: 10 at Ohio State (1/3/20)  
FT ATTEMPTS: 12 at Ohio State (1/3/20)  
REBOUNDS: 14 vs. Eastern Illinois (11/8/19)  
ASSISTS: 4 vs. Maryland (2/1/19)  
BLOCKS: 9 (2x) MR vs. E. Illinois (11/8/19)  
STEALS: 2 (9x) MR at Illinois (2/6/21)  
MINUTES: 42 vs. Saint Mary's (11/5/19)

GAME-BY-GAME STATISTICS

Opponent	Date	gs	min	Total		3-Pointers		Free throws		Rebounds			pf	a	t/o	blk	stl	pts	avg		
				fg-fga	pct	3fg-fga	pct	ft-fa	pct	off	def	tot								avg	
EASTERN ILLINOIS	11/25/20	*	29	6-10	.600	2-3	.667	4-5	.800	2	7	9	9.0	2	1	0	5	1	18	18.0	
ARK.-PINE BLUFF	11/27/20	*	22	5-7	.714	0-0	.000	4-6	.667	2	0	2	5.5	4	1	1	1	14	16.0		
GREEN BAY	12/01/20	*	19	5-9	.556	3-4	.750	0-0	.000	0	4	4	5.0	3	0	1	2	0	13	15.0	
at Marquette	12/04/20	*	25	4-10	.400	1-4	.250	2-2	1.000	0	3	3	4.5	4	1	1	2	0	11	14.0	
RHODE ISLAND	12/09/20	*	19	2-8	.250	0-1	.000	1-2	.500	2	3	5	4.6	4	0	2	3	0	5	12.2	
LOYOLA CHICAGO	12/15/20	*	25	3-10	.300	2-3	.667	0-0	.000	0	3	3	4.3	4	1	1	0	0	8	11.5	
LOUISVILLE	12/19/20	*	24	3-7	.429	1-3	.333	1-1	1.000	0	1	1	3.9	1	3	2	1	0	8	11.0	
NEBRASKA	12/22/20	*	21	3-6	.500	0-1	.000	4-4	1.000	1	3	4	3.9	2	1	3	0	0	10	10.9	
at Michigan St.	12/25/20	*	25	3-7	.429	0-2	.000	2-2	1.000	0	2	2	3.7	1	0	1	1	0	8	10.6	
MARYLAND	12/28/20	*	25	4-10	.400	0-2	.000	0-0	.000	1	5	6	3.9	1	0	0	0	0	8	10.3	
MINNESOTA	12/31/20	*	19	3-7	.429	0-0	.000	1-2	.500	3	3	6	4.1	2	0	1	1	0	7	10.0	
INDIANA	01/07/21	*	35	4-12	.333	0-0	.000	6-6	1.000	2	4	6	4.3	4	3	2	0	0	14	10.3	
at Michigan	01/12/21	*	19	2-9	.222	0-3	.000	0-0	.000	1	1	2	4.1	0	0	1	0	0	4	9.8	
at Rutgers	01/15/21		17	1-5	.200	1-3	.333	0-0	.000	0	0	0	3.8	1	0	0	1	0	3	9.4	
NORTHWESTERN	01/20/21		22	2-8	.250	0-3	.000	2-2	1.000	1	4	5	3.9	2	1	3	1	2	6	9.1	
OHIO ST.	01/23/21		20	5-9	.556	0-3	.000	1-1	1.000	0	3	3	3.8	1	0	0	1	0	11	9.3	
at Maryland	01/27/21		16	2-3	.667	1-1	1.000	0-0	.000	0	3	3	3.8	0	0	1	0	1	5	9.0	
at Penn St.	01/30/21		23	7-12	.583	1-2	.500	3-4	.750	2	3	5	3.8	1	0	1	1	0	18	9.5	
PENN ST.	02/02/21		18	4-5	.800	0-0	.000	1-2	.500	1	1	2	3.7	1	0	2	1	0	9	9.5	
at Illinois	02/06/21		21	5-10	.500	1-4	.250	0-0	.000	0	2	2	3.7	4	0	0	2	2	11	9.6	
at Nebraska	02/10/21	*	24	2-8	.250	0-3	.000	4-4	1.000	3	2	5	3.7	2	2	0	1	0	8	9.5	
MICHIGAN	02/14/21	*	21	1-7	.143	1-3	.333	0-0	.000	0	0	0	3.5	2	1	1	1	0	3	9.2	
IOWA	02/18/21	*	10	2-4	.500	0-0	.000	0-2	.000	0	1	1	3.4	3	0	0	2	0	4	9.0	
Totals			16	499	78-183	.426	14-48	.292	36-45	.800	21	58	79	3.4	49	15	24	27	7	206	9.0

Games played: 23  
Minutes/game: 21.7  
Points/game: 9.0  
FG Pct: 42.6  
3FG Pct: 29.2  
FT Pct: 80.0

Rebounds/game: 3.4  
Assists/game: 0.7  
Turnovers/game: 1.0  
Assist/turnover ratio: 0.6  
Steals/game: 0.3  
Blocks/game: 1.2

CAREER STATISTICS

Season	gp-gs	min/avg	Total			3-Point		F-Throws		Rebounds			pf	fo	ast	to	blk	stl	Scoring		
			fg-fga	pct		fg-fga	pct	ft-fa	pct	off	def	tot							avg	pts	avg
2017-18	28-15	466/16.6	58-152	.382		12-47	.255	20-24	.833	19	36	55	2.0	67	0	22	29	26	7	148	5.3
2018-19	34-34	779/22.9	105-234	.449		32-84	.381	26-41	.634	42	91	133	3.9	81	1	34	32	60	10	268	7.9
2019-20	31-31	811/26.2	147-328	.448		30-89	.337	81-103	.786	34	106	140	4.5	97	2	18	46	58	15	405	13.1
2020-21	23-16	499/21.7	78-183	.426		14-48	.292	36-45	.800	21	58	79	3.4	49	0	15	24	27	7	206	9.0
TOTAL	116-96	2555/22.0	388-897	.433		88-268	.328	163-213	.765	116	291	407	3.5	294	3	89	131	171	39	1027	8.9

# Individual Game by Game

## 3 | WALT McGRORY

Senior | Guard | 6-3 | 205  
Minneapolis, Minn. | Edina High School

### GAME-BY-GAME STATISTICS

### CAREER STATISTICS

Season	gp-gs	min/avg	Total		3-Point		F-Throws		Rebounds				Scoring			
			fg-fga	pct	fg-fga	pct	ft-fa	pct	off	def	tot	avg	pts	avg	pts	avg
2017-18	9-0	72/8.0	0-5	.000	0-3	.000	5-7	.714	0	8	8	0.9	5	0.6	5	0.6
2018-19	13-0	31/2.4	2-5	.400	2-4	.500	0-0	.000	0	2	2	0.2	2	0.1	2	0.1
2019-20	14-0	59/4.2	5-13	.385	2-7	.286	3-4	.750	2	7	9	0.6	9	0.5	1	0.1
TOTAL	36-0	162/4.5	7-23	.304	4-14	.286	8-11	.727	2	17	19	0.5	16	0.4	10	0.3

### SEASON HIGHS

POINTS: --  
FIELD GOALS: --  
FG ATTEMPTS: --  
3-POINT FGS: --  
3-POINT FGAS: --  
FREE THROWS: --  
FT ATTEMPTS: --  
REBOUNDS: --  
ASSISTS: --  
BLOCKS: --  
STEALS: --  
MINUTES: --

### CAREER HIGHS

POINTS: 9 vs. McNeese State (11/13/19)  
FIELD GOALS: 3 vs. McNeese State (11/13/19)  
FG ATTEMPTS: 6 vs. McNeese State (11/13/19)  
3-POINT FGS: 1 (4x) MR at Purdue (1/24/20)  
3-POINT FGAS: 3 vs. McNeese State (11/13/19)  
FREE THROWS: 4 vs. Green Bay (12/23/17)  
FT ATTEMPTS: 6 vs. Green Bay (12/23/17)  
REBOUNDS: 6 vs. Green Bay (12/23/17)  
ASSISTS: 2 vs. McNeese State (11/13/19)  
BLOCKS: --  
STEALS: 3 vs. UMass Lowell (12/30/17)  
MINUTES: 24 vs. McNeese State (11/13/19)

## 4 | CARTER HIGGINBOTTOM

Sophomore | Guard | 6-0 | 188  
Chicago, Ill. | St. Ignatius High School

### GAME-BY-GAME STATISTICS

Opponent	Date	gs	min	Total		3-Pointers		Free throws		Rebounds				pf	a	t/o	blk	stl	pts	avg
				fg-fga	pct	3fg-fga	pct	ft-fa	pct	off	def	tot	avg							
ARK-PINE BLUFF	11/27/20	2	0-1	.000	0-0	.000	0-0	.000	0	0	0	0.0	0	0	1	0	0	0	0	0.0
GREEN BAY	12/01/20	2	0-1	.000	0-0	.000	0-0	.000	0	0	0	0.0	0	0	1	0	0	0	0	0.0
LOUISVILLE	12/19/20	2	0-1	.000	0-0	.000	0-0	.000	0	0	0	0.0	0	0	0	0	0	0	0	0.0
NORTHWESTERN	01/20/21	1	0-0	.000	0-0	.000	0-0	.000	0	0	0	0.0	0	0	0	0	0	0	0	0.0
PENN ST.	02/02/21	1	0-1	.000	0-0	.000	0-0	.000	0	0	0	0.0	1	0	1	0	0	0	0	0.0
at Nebraska	02/10/21	1	0-0	.000	0-0	.000	0-2	.000	0	0	0	0.0	0	0	0	0	0	0	0	0.0
Totals		0	9	0-4	.000	0-0	.000	0-2	.000	0	0	0	0.0	1	1	2	0	0	0	0.0

### CAREER STATISTICS

Season	gp-gs	min/avg	Total		3-Point		F-Throws		Rebounds				Scoring			
			fg-fga	pct	fg-fga	pct	ft-fa	pct	off	def	tot	avg	pts	avg	pts	avg
2019-20	9-0	9/1.0	0-1	.000	0-0	.000	0-0	.000	0	1	1	0.1	0	0.0	0	0.0
2020-21	6-0	9/1.5	0-4	.000	0-0	.000	0-2	.000	0	0	0	0.0	1	0.1	2	0.3
TOTAL	15-0	18/1.2	0-5	.000	0-0	.000	0-2	.000	0	1	1	0.1	1	0.1	2	0.1

### SEASON HIGHS

POINTS: --  
FIELD GOALS: --  
FG ATTEMPTS: 1 (3x) MR vs. Penn State (2/2/21)  
3-POINT FGS: --  
3-POINT FGAS: --  
FREE THROWS: --  
FT ATTEMPTS: 2 at Nebraska (2/10/21)  
REBOUNDS: --  
ASSISTS: 1 vs. Green Bay (12/1/20)  
BLOCKS: --  
STEALS: --  
MINUTES: 2 (3x) MR vs. Louisville (12/19/20)

### CAREER HIGHS

POINTS: --  
FIELD GOALS: --  
FG ATTEMPTS: 1 (5x) MR vs. Penn State (2/2/21)  
3-POINT FGS: --  
3-POINT FGAS: --  
FREE THROWS: --  
FT ATTEMPTS: 2 at Nebraska (2/10/21)  
REBOUNDS: 1 vs. Milwaukee (12/21/19)  
ASSISTS: 1 vs. Green Bay (12/1/20)  
BLOCKS: --  
STEALS: --  
MINUTES: 2 (3x) MR vs. Louisville (12/19/20)



# Individual Game by Game

## 13 | JUSTIN TAPHORN

Freshman | Guard | 6-5 | 198  
Pekin, Ill. | Pekin

### GAME-BY-GAME STATISTICS

Opponent	Date	gs	min	Total		3-Pointers		Free throws		Rebounds				pf	a	t/o	blk	stl	pts	avg
				fg-fga	pct	3fg-fga	pct	ft-fa	pct	off	def	tot	avg							
ARK.-PINE BLUFF	11/27/20	2		0-0	.000	0-0	.000	0-0	.000	0	0	0	0.0	0	0	0	0	0	0	0.0
GREEN BAY	12/01/20	2		0-1	.000	0-1	.000	0-0	.000	0	0	0	0.0	0	0	0	0	0	0	0.0
LOUISVILLE	12/19/20	4		0-0	.000	0-0	.000	0-0	.000	0	0	0	0.0	0	0	0	1	0	0	0.0
NORTHWESTERN	01/20/21	1		0-0	.000	0-0	.000	0-0	.000	0	0	0	0.0	0	0	0	0	0	0	0.0
PENN ST.	02/02/21	1		0-0	.000	0-0	.000	0-0	.000	0	0	0	0.0	0	0	0	0	0	0	0.0
Totals		0	10	0-1	.000	0-1	.000	0-0	.000	0	0	0	0.0	0	0	0	1	0	0	0.0

### CAREER STATISTICS

Season	gp-gs	min/avg	Total		3-Point		F-Throws		Rebounds				pf	fo	ast	to	blk	stl	Scoring	
			fg-fga	pct	fg-fga	pct	ft-fa	pct	off	def	tot	avg							pts	avg
2020-21	5-0	10/2.0	0-1	.000	0-1	.000	0-0	.000	0	0	0	0.0	0	0	0	1	0	0	0	0.0
TOTAL	5-0	10/2.0	0-1	.000	0-1	.000	0-0	.000	0	0	0	0.0	0	0	0	1	0	0	0	0.0

### SEASON HIGHS

POINTS: --  
FIELD GOALS: --  
FG ATTEMPTS: 1 vs. Green Bay (12/1/20)  
3-POINT FGS: --  
3-POINT FGAS: 1 vs. Green Bay (12/1/20)  
FREE THROWS: --  
FT ATTEMPTS: --  
REBOUNDS: --  
ASSISTS: --  
BLOCKS: --  
STEALS: --  
MINUTES: 3 vs. Louisville (12/19/20)

### CAREER HIGHS

POINTS: --  
FIELD GOALS: --  
FG ATTEMPTS: 1 vs. Green Bay (12/1/20)  
3-POINT FGS: --  
3-POINT FGAS: 1 vs. Green Bay (12/1/20)  
FREE THROWS: --  
FT ATTEMPTS: --  
REBOUNDS: --  
ASSISTS: --  
BLOCKS: --  
STEALS: --  
MINUTES: 3 vs. Louisville (12/19/20)

## 14 | CARTER GILMORE

Freshman | Forward | 6-7 | 215  
Hartland, Wis. | Arrowhead

### GAME-BY-GAME STATISTICS

Opponent	Date	gs	min	Total		3-Pointers		Free throws		Rebounds				pf	a	t/o	blk	stl	pts	avg
				fg-fga	pct	3fg-fga	pct	ft-fa	pct	off	def	tot	avg							
EASTERN ILLINOIS	11/25/20	2		0-1	.000	0-1	.000	0-0	.000	0	0	0	0.0	1	0	0	0	0	0	0.0
ARK.-PINE BLUFF	11/27/20	3		0-1	.000	0-1	.000	0-0	.000	0	2	2	1.0	0	0	0	0	0	0	0.0
GREEN BAY	12/01/20	4		1-1	1.000	0-0	.000	0-0	.000	0	0	0	0.7	0	0	0	0	0	2	0.7
NEBRASKA	12/22/20	0		0-0	.000	0-0	.000	0-0	.000	0	0	0	0.5	0	0	0	0	0	0	0.5
NORTHWESTERN	01/20/21	1		0-0	.000	0-0	.000	0-0	.000	0	0	0	0.4	0	0	0	0	0	0	0.4
at Nebraska	02/10/21	1		0-0	.000	0-0	.000	0-0	.000	0	0	0	0.3	1	0	0	0	0	0	0.3
Totals		0	11	1-3	.333	0-2	.000	0-0	.000	0	2	2	0.3	2	0	0	0	0	2	0.3

### CAREER STATISTICS

Season	gp-gs	min/avg	Total		3-Point		F-Throws		Rebounds				pf	fo	ast	to	blk	stl	Scoring	
			fg-fga	pct	fg-fga	pct	ft-fa	pct	off	def	tot	avg							pts	avg
2020-21	6-0	11/1.8	1-3	.333	0-2	.000	0-0	.000	0	2	2	0.3	2	0	0	0	0	0	2	0.3
TOTAL	6-0	11/1.8	1-3	.333	0-2	.000	0-0	.000	0	2	2	0.3	2	0	0	0	0	0	2	0.3

### SEASON HIGHS

POINTS: 2 vs. Green Bay (12/1/20)  
FIELD GOALS: 1 vs. Green Bay (12/1/20)  
FG ATTEMPTS: 1 (2x) MR vs. Green Bay (12/1/20)  
3-POINT FGS: --  
3-POINT FGAS: 1 vs. Ark-Pine Bluff (11/27/20)  
FREE THROWS: --  
FT ATTEMPTS: --  
REBOUNDS: 2 vs. Ark-Pine Bluff (11/27/20)  
ASSISTS: --  
BLOCKS: --  
STEALS: --  
MINUTES: 3 (2x) MR vs. Green Bay (12/1/20)

### CAREER HIGHS

POINTS: 2 vs. Green Bay (12/1/20)  
FIELD GOALS: 1 vs. Green Bay (12/1/20)  
FG ATTEMPTS: 1 (2x) MR vs. Green Bay (12/1/20)  
3-POINT FGS: --  
3-POINT FGAS: 1 vs. Ark-Pine Bluff (11/27/20)  
FREE THROWS: --  
FT ATTEMPTS: --  
REBOUNDS: 2 vs. Ark-Pine Bluff (11/27/20)  
ASSISTS: --  
BLOCKS: --  
STEALS: --  
MINUTES: 3 (2x) MR vs. Green Bay (12/1/20)

# Individual Game by Game

## 20 | BEN CARLSON

Freshman | Forward | 6-9 | 218  
Woodbury, Minn. | East Ridge

### GAME-BY-GAME STATISTICS

Opponent	Date	gs	min	Total		3-Pointers		Free throws		Rebounds				pf	a	t/o	blk	stl	pts	avg
				fg-fga	pct	3fg-fga	pct	ft-fa	pct	off	def	tot	avg							
EASTERN ILLINOIS	11/25/20	17	4-5	.800	1-2	.500	4-4	1.000	0	2	2	2.0	1	1	0	1	0	13	13.0	
ARK.-PINE BLUFF	11/27/20	16	0-1	.000	0-0	.000	3-4	.750	0	2	2	2.0	4	2	1	1	0	3	8.0	
GREEN BAY	12/01/20	16	2-4	.500	0-1	.000	0-0	.000	0	1	1	1.7	1	1	0	1	1	4	6.7	
at Marquette	12/04/20	10	0-1	.000	0-0	.000	0-0	.000	1	0	1	1.5	2	0	0	0	0	0	5.0	
RHODE ISLAND	12/09/20	3	0-0	.000	0-0	.000	0-0	.000	0	0	0	1.2	2	0	0	0	0	0	4.0	
LOYOLA CHICAGO	12/15/20	1	0-0	.000	0-0	.000	0-0	.000	0	0	0	1.0	0	0	0	0	0	0	3.3	
Totals		0	63	6-11	.545	1-3	.333	7-8	.875	1	5	6	1.0	10	4	1	3	1	20	3.3

### CAREER STATISTICS

Season	gp-gs	min/avg	Total		3-Point		F-Throws		Rebounds				pf	fo	ast	to	blk	stl	Scoring	
			fg-fga	pct	fg-fga	pct	ft-fa	pct	off	def	tot	avg							pts	avg
2020-21	6-0	63/10.5	6-11	.545	1-3	.333	7-8	.875	1	5	6	1.0	10	0	4	1	3	1	20	3.3
TOTAL	6-0	63/10.5	6-11	.545	1-3	.333	7-8	.875	1	5	6	1.0	10	0	4	1	3	1	20	3.3

### SEASON HIGHS

POINTS: 13 vs. Eastern Illinois (11/25/20)  
FIELD GOALS: 4 vs. Eastern Illinois (11/25/20)  
FG ATTEMPTS: 5 vs. Eastern Illinois (11/25/20)  
3-POINT FGs: 1 vs. Eastern Illinois (11/25/20)  
3-POINT FGAS: 2 vs. Eastern Illinois (11/25/20)  
FREE THROWS: 4 vs. Eastern Illinois (11/25/20)  
FT ATTEMPTS: 4 (2x) MR vs. UAPB (11/27/20)  
REBOUNDS: 2 (2x) MR vs. UAPB (11/27/20)  
ASSISTS: 2 vs. Ark.-Pine Bluff (11/27/20)  
BLOCKS: 1 (2x) MR vs. UAPB (11/27/20)  
STEALS: 1 vs. Green Bay (12/1/20)  
MINUTES: 17 vs. Eastern Illinois (11/25/20)

### CAREER HIGHS

POINTS: 13 vs. Eastern Illinois (11/25/20)  
FIELD GOALS: 4 vs. Eastern Illinois (11/25/20)  
FG ATTEMPTS: 5 vs. Eastern Illinois (11/25/20)  
3-POINT FGs: 1 vs. Eastern Illinois (11/25/20)  
3-POINT FGAS: 2 vs. Eastern Illinois (11/25/20)  
FREE THROWS: 4 vs. Eastern Illinois (11/25/20)  
FT ATTEMPTS: 4 (2x) MR vs. UAPB (11/27/20)  
REBOUNDS: 2 (2x) MR vs. UAPB (11/27/20)  
ASSISTS: 2 vs. Ark.-Pine Bluff (11/27/20)  
BLOCKS: 1 (2x) MR vs. UAPB (11/27/20)  
STEALS: 1 vs. Green Bay (12/1/20)  
MINUTES: 17 vs. Eastern Illinois (11/25/20)

## 22 | STEVEN CROWL

Freshman | Forward | 7-0 | 217  
Eagan, Minn. | Eastview

### GAME-BY-GAME STATISTICS

Opponent	Date	gs	min	Total		3-Pointers		Free throws		Rebounds				pf	a	t/o	blk	stl	pts	avg
				fg-fga	pct	3fg-fga	pct	ft-fa	pct	off	def	tot	avg							
EASTERN ILLINOIS	11/25/20	5	1-2	.500	0-0	.000	0-0	.000	1	0	1	1.0	1	0	1	0	0	2	2.0	
ARK.-PINE BLUFF	11/27/20	9	1-1	1.000	0-0	.000	0-0	.000	0	1	1	1.0	4	1	1	1	0	2	2.0	
GREEN BAY	12/01/20	7	1-2	.500	0-1	.000	0-0	.000	0	0	0	0.7	2	0	0	0	0	2	2.0	
LOUISVILLE	12/19/20	6	1-2	.500	0-0	.000	0-0	.000	1	1	2	1.0	1	0	1	0	0	2	2.0	
NEBRASKA	12/22/20	0	0-0	.000	0-0	.000	0-0	.000	0	1	1	1.0	0	0	0	0	0	0	1.6	
MINNESOTA	12/31/20	1	0-0	.000	0-0	.000	0-0	.000	0	0	0	0.8	0	0	0	0	0	0	1.3	
at Michigan	01/12/21	1	0-0	.000	0-0	.000	0-0	.000	0	0	0	0.7	0	0	0	0	0	0	1.1	
NORTHWESTERN	01/20/21	1	0-0	.000	0-0	.000	0-0	.000	0	2	2	0.9	1	0	0	0	0	0	1.0	
PENN ST.	02/02/21	1	0-0	.000	0-0	.000	0-0	.000	0	0	0	0.8	0	0	0	0	0	0	0.9	
at Nebraska	02/10/21	1	0-0	.000	0-0	.000	0-0	.000	0	0	0	0.7	0	0	0	0	0	0	0.8	
Totals		0	32	4-7	.571	0-1	.000	0-0	.000	2	5	7	0.7	9	1	3	1	0	8	0.8

### CAREER STATISTICS

Season	gp-gs	min/avg	Total		3-Point		F-Throws		Rebounds				pf	fo	ast	to	blk	stl	Scoring	
			fg-fga	pct	fg-fga	pct	ft-fa	pct	off	def	tot	avg							pts	avg
2020-21	10-0	32/3.2	4-7	.571	0-1	.000	0-0	.000	2	5	7	0.7	9	0	1	3	1	0	8	0.8
TOTAL	10-0	32/3.2	4-7	.571	0-1	.000	0-0	.000	2	5	7	0.7	9	0	1	3	1	0	8	0.8

### SEASON HIGHS

POINTS: 2 (4x) MR vs. Louisville (12/19/20)  
FIELD GOALS: 1 (4x) MR vs. Louisville (12/19/20)  
FG ATTEMPTS: 2 (3x) MR vs. Louisville (12/19/20)  
3-POINT FGs: --  
3-POINT FGAS: 1 vs. Green Bay (12/1/20)  
FREE THROWS: --  
FT ATTEMPTS: --  
REBOUNDS: 2 (2x) MR vs. Northwestern (1/20/21)  
ASSISTS: 1 vs. Ark.-Pine Bluff (11/27/20)  
BLOCKS: 1 vs. Ark.-Pine Bluff (11/27/20)  
STEALS: --  
MINUTES: 11 vs. Ark.-Pine Bluff (11/27/20)

### CAREER HIGHS

POINTS: 2 (4x) MR vs. Louisville (12/19/20)  
FIELD GOALS: 1 (4x) MR vs. Louisville (12/19/20)  
FG ATTEMPTS: 2 (3x) MR vs. Louisville (12/19/20)  
3-POINT FGs: --  
3-POINT FGAS: 1 vs. Green Bay (12/1/20)  
FREE THROWS: --  
FT ATTEMPTS: --  
REBOUNDS: 2 (2x) MR vs. Northwestern (1/20/21)  
ASSISTS: 1 vs. Ark.-Pine Bluff (11/27/20)  
BLOCKS: 1 vs. Ark.-Pine Bluff (11/27/20)  
STEALS: --  
MINUTES: 11 vs. Ark.-Pine Bluff (11/27/20)

# Individual Game by Game

## 24 | JORDAN DAVIS

Freshman | Guard | 6-4 | 202  
La Crosse, Wis. | La Crosse Central

### GAME-BY-GAME STATISTICS

Opponent	Date	gs	min	Total		3-Pointers		Free throws		Rebounds				pf	a	t/o	blk	stl	pts	avg
				fg-fga	pct	3fg-fga	pct	ft-fa	pct	off	def	tot	avg							
ARK.-PINE BLUFF	11/27/20	3	0-0	.000	0-0	.000	0-0	.000	0	0	0	0.0	0	0	0	0	0	0	0	0.0
GREEN BAY	12/01/20	2	1-1	1.000	1-1	1.000	0-0	.000	0	0	0	0.0	0	0	0	0	0	0	3	1.5
LOUISVILLE	12/19/20	4	0-0	.000	0-0	.000	0-0	.000	0	0	0	0.0	0	0	0	0	0	0	0	1.0
NEBRASKA	12/22/20	0	0-0	.000	0-0	.000	0-0	.000	0	0	0	0.0	0	0	0	0	0	0	0	0.8
MINNESOTA	12/31/20	1	0-0	.000	0-0	.000	0-0	.000	0	0	0	0.0	0	0	0	0	0	0	0	0.6
at Michigan	01/12/21	3	1-3	.333	0-2	.000	0-0	.000	0	0	0	0.0	0	0	0	0	0	0	2	0.8
NORTHWESTERN	01/20/21	1	0-0	.000	0-0	.000	0-0	.000	0	0	0	0.0	0	0	0	1	0	0	0	0.7
PENN ST.	02/02/21	1	0-0	.000	0-0	.000	0-0	.000	0	1	1	0.1	0	0	0	0	0	0	0	0.6
at Nebraska	02/10/21	1	0-0	.000	0-0	.000	0-0	.000	0	0	0	0.1	0	0	0	0	0	0	0	0.6
IOWA	02/18/21	1	0-0	.000	0-0	.000	0-0	.000	0	0	0	0.1	0	0	0	0	0	0	0	0.5
Totals		0	17	2-4	.500	1-3	.333	0-0	.000	0	1	1	0.1	0	0	1	0	0	5	0.5

### CAREER STATISTICS

Season	gp-gs	min/avg	Total		3-Point		F-Throws		Rebounds				pf	fo	ast	to	blk	stl	Scoring	
			fg-fga	pct	fg-fga	pct	ft-fa	pct	off	def	tot	avg							pts	avg
2020-21	10-0	17/1.7	2-4	.500	1-3	.333	0-0	.000	0	1	1	0.1	0	0	0	1	0	0	5	0.5
TOTAL	10-0	17/1.7	2-4	.500	1-3	.333	0-0	.000	0	1	1	0.1	0	0	0	1	0	0	5	0.5

### SEASON HIGHS

POINTS: 3 vs. Green Bay (12/1/20)  
FIELD GOALS: 1 (2x) MR at Michigan (1/12/21)  
FG ATTEMPTS: 3 at Michigan (1/12/21)  
3-POINT FGs: 1 vs. Green Bay (12/1/20)  
3-POINT FGAS: 2 at Michigan (1/12/21)  
FREE THROWS: --  
FT ATTEMPTS: --  
REBOUNDS: 1 vs. Penn State (2/2/21)  
ASSISTS: --  
BLOCKS: --  
STEALS: --  
MINUTES: 4 vs. Louisville (12/19/20)

### CAREER HIGHS

POINTS: 3 vs. Green Bay (12/1/20)  
FIELD GOALS: 1 (2x) MR at Michigan (1/12/21)  
FG ATTEMPTS: 3 at Michigan (1/12/21)  
3-POINT FGs: 1 vs. Green Bay (12/1/20)  
3-POINT FGAS: 2 at Michigan (1/12/21)  
FREE THROWS: --  
FT ATTEMPTS: --  
REBOUNDS: 1 vs. Penn State (2/2/21)  
ASSISTS: --  
BLOCKS: --  
STEALS: --  
MINUTES: 4 vs. Louisville (12/19/20)

## 32 | JOE HEDSTROM

Sophomore | Center | 7-0 | 247  
Hopkins, Minn. | Hopkins

### GAME-BY-GAME STATISTICS

Opponent	Date	gs	min	Total		3-Pointers		Free throws		Rebounds				pf	a	t/o	blk	stl	pts	avg
				fg-fga	pct	3fg-fga	pct	ft-fa	pct	off	def	tot	avg							
EASTERN ILLINOIS	11/25/20	2	0-0	.000	0-0	.000	0-0	.000	0	0	0	0.0	0	0	0	0	0	0	0	0.0
ARK.-PINE BLUFF	11/27/20	3	0-1	.000	0-0	.000	1-2	.500	0	0	0	0.0	1	0	0	0	0	0	1	0.5
GREEN BAY	12/01/20	2	0-0	.000	0-0	.000	0-0	.000	1	0	1	0.3	1	0	0	0	0	0	0	0.3
LOUISVILLE	12/19/20	4	1-3	.333	1-1	1.000	0-0	.000	1	0	1	0.5	2	0	0	0	0	0	3	1.0
MINNESOTA	12/31/20	1	0-0	.000	0-0	.000	0-0	.000	0	0	0	0.4	0	0	0	0	0	0	0	0.8
PENN ST.	02/02/21	1	0-0	.000	0-0	.000	0-0	.000	0	0	0	0.3	0	0	0	0	0	0	0	0.7
at Nebraska	02/10/21	1	0-0	.000	0-0	.000	0-0	.000	0	1	1	0.4	0	0	0	0	0	0	0	0.6
Totals		0	14	1-4	.250	1-1	1.000	1-2	.500	2	1	3	0.4	4	0	0	0	0	4	0.6

### CAREER STATISTICS

Season	gp-gs	min/avg	Total		3-Point		F-Throws		Rebounds				pf	fo	ast	to	blk	stl	Scoring	
			fg-fga	pct	fg-fga	pct	ft-fa	pct	off	def	tot	avg							pts	avg
2019-20	6-0	14/2.3	1-2	.500	0-0	.000	0-0	.000	1	1	2	0.3	3	0	0	1	0	0	2	0.3
2020-21	7-0	14/2.0	1-4	.250	1-1	1.000	1-2	.500	2	1	3	0.4	4	0	0	0	0	0	4	0.6
TOTAL	13-0	28/2.2	2-6	.333	1-1	1.000	1-2	.500	3	2	5	0.4	7	0	0	1	0	0	6	0.5

### SEASON HIGHS

POINTS: 3 vs. Louisville (12/19/20)  
FIELD GOALS: 1 vs. Louisville (12/19/20)  
FG ATTEMPTS: 3 vs. Louisville (12/19/20)  
3-POINT FGs: 1 vs. Louisville (12/19/20)  
3-POINT FGAS: 1 vs. Louisville (12/19/20)  
FREE THROWS: 1 vs. Ark.-Pine Bluff (11/27/20)  
FT ATTEMPTS: 2 vs. Ark.-Pine Bluff (11/27/20)  
REBOUNDS: 1 (3x) MR at Nebraska (2/10/21)  
ASSISTS: --  
BLOCKS: --  
STEALS: --  
MINUTES: 4 vs. Louisville (12/19/20)

### CAREER HIGHS

POINTS: 3 vs. Louisville (12/19/20)  
FIELD GOALS: 1 vs. Louisville (12/19/20)  
FG ATTEMPTS: 3 vs. Louisville (12/19/20)  
3-POINT FGs: 1 vs. Louisville (12/19/20)  
3-POINT FGAS: 1 vs. Louisville (12/19/20)  
FREE THROWS: 1 vs. Ark.-Pine Bluff (11/27/20)  
FT ATTEMPTS: 2 vs. Ark.-Pine Bluff (11/27/21)  
REBOUNDS: 1 (4x) MR at Nebraska (2/10/21)  
ASSISTS: --  
BLOCKS: --  
STEALS: --  
MINUTES: 4 vs. Louisville (12/19/20)

# INDIVIDUAL CAREER STATISTICS

Updated Through February 18, 2021

## Anderson, Trevor

Season	gp-gs	min/avg	Total		3-Point		F-Throws		Rebounds										Scoring	
			fg-fga	pct	fg-fga	pct	ft-fa	pct	off	def	tot	avg	pf	fo	ast	to	blk	stl	pts	avg
2016-17*	20-20	570/28.5	58-145	.400	35-93	.376	45-56	.804	11	46	57	2.9	32	0	53	37	1	15	196	9.8
2018-19	8-0	55/6.9	6-10	.600	1-1	1.000	0-0	.000	1	8	9	1.1	3	0	3	1	0	0	13	1.6
2019-20	31-0	379/12.2	19-49	.388	7-25	.280	11-14	.786	7	34	41	1.3	18	0	38	17	1	4	56	1.8
2020-21	22-0	332/15.1	28-47	.596	12-20	.600	10-14	.714	6	28	34	1.5	19	0	33	10	0	5	78	3.5
TOTAL	61-0	766/12.6	53-106	.500	20-46	.435	21-28	.750	14	70	84	1.4	40	0	74	28	1	9	147	2.4
All*	81-20	1336/16.5	111-251	.442	55-139	.396	66-84	.786	25	116	141	1.7	72	0	127	65	2	24	343	4.2

\* Statistics from prior team/school

## Carlson, Ben

Season	gp-gs	min/avg	Total		3-Point		F-Throws		Rebounds										Scoring	
			fg-fga	pct	fg-fga	pct	ft-fa	pct	off	def	tot	avg	pf	fo	ast	to	blk	stl	pts	avg
2020-21	6-0	63/10.5	6-11	.545	1-3	.333	7-8	.875	1	5	6	1.0	10	0	4	1	3	1	20	3.3
TOTAL	6-0	63/10.5	6-11	.545	1-3	.333	7-8	.875	1	5	6	1.0	10	0	4	1	3	1	20	3.3

## Crowl, Steven

Season	gp-gs	min/avg	Total		3-Point		F-Throws		Rebounds										Scoring	
			fg-fga	pct	fg-fga	pct	ft-fa	pct	off	def	tot	avg	pf	fo	ast	to	blk	stl	pts	avg
2020-21	10-0	32/3.2	4-7	.571	0-1	.000	0-0	.000	2	5	7	0.7	9	0	1	3	1	0	8	0.8
TOTAL	10-0	32/3.2	4-7	.571	0-1	.000	0-0	.000	2	5	7	0.7	9	0	1	3	1	0	8	0.8

## Jonathan Davis

Season	gp-gs	min/avg	Total		3-Point		F-Throws		Rebounds										Scoring	
			fg-fga	pct	fg-fga	pct	ft-fa	pct	off	def	tot	avg	pf	fo	ast	to	blk	stl	pts	avg
2020-21	23-0	548/23.8	65-148	.439	11-28	.393	19-29	.655	32	71	103	4.5	51	2	23	24	14	21	160	7.0
TOTAL	23-0	548/23.8	65-148	.439	11-28	.393	19-29	.655	32	71	103	4.5	51	2	23	24	14	21	160	7.0

## Davis, Jordan

Season	gp-gs	min/avg	Total		3-Point		F-Throws		Rebounds										Scoring	
			fg-fga	pct	fg-fga	pct	ft-fa	pct	off	def	tot	avg	pf	fo	ast	to	blk	stl	pts	avg
2020-21	10-0	17/1.7	2-4	.500	1-3	.333	0-0	.000	0	1	1	0.1	0	0	0	1	0	0	5	0.5
TOTAL	10-0	17/1.7	2-4	.500	1-3	.333	0-0	.000	0	1	1	0.1	0	0	0	1	0	0	5	0.5

## Davison, Brad

Season	gp-gs	min/avg	Total		3-Point		F-Throws		Rebounds										Scoring	
			fg-fga	pct	fg-fga	pct	ft-fa	pct	off	def	tot	avg	pf	fo	ast	to	blk	stl	pts	avg
2017-18	33-29	1028/31.2	124-306	.405	60-169	.355	90-110	.818	10	66	76	2.3	109	3	83	59	1	40	398	12.1
2018-19	34-34	1096/32.2	115-299	.385	52-149	.349	76-94	.809	10	101	111	3.3	79	2	62	34	2	36	358	10.5
2019-20	30-30	926/30.9	92-233	.395	47-131	.359	65-77	.844	16	113	129	4.3	73	1	56	27	0	23	296	9.9
2020-21	23-23	681/29.6	59-182	.324	44-115	.383	42-50	.840	10	67	77	3.3	49	2	48	17	0	23	204	8.9
TOTAL	120-116	3731/31.1	390-1020	.382	203-564	.360	273-331	.825	46	347	393	3.3	310	8	249	137	3	122	1256	10.5

## Aleem Ford

Season	gp-gs	min/avg	Total		3-Point		F-Throws		Rebounds										Scoring	
			fg-fga	pct	fg-fga	pct	ft-fa	pct	off	def	tot	avg	pf	fo	ast	to	blk	stl	pts	avg
2017-18	33-20	805/24.4	60-150	.400	45-110	.409	27-33	.818	20	71	91	2.8	64	1	30	25	6	11	192	5.8
2018-19	31-0	429/13.8	35-103	.340	23-80	.288	4-4	1.000	11	48	59	1.9	44	0	11	16	4	8	97	3.1
2019-20	31-31	777/25.1	96-222	.432	41-120	.342	34-49	.694	38	99	137	4.4	61	2	33	31	12	15	267	8.6
2020-21	23-23	601/26.1	77-188	.410	35-104	.337	22-28	.786	16	80	96	4.2	50	1	25	23	15	16	211	9.2
TOTAL	118-74	2612/22.1	268-663	.404	144-414	.348	87-114	.763	85	298	383	3.2	219	4	99	95	37	50	767	6.5



# INDIVIDUAL CAREER STATISTICS

Updated Through February 18, 2021

## Gilmore, Carter

Season	gp-gs	min/avg	Total		3-Point		F-Throws		Rebounds				pf	fo	ast	to	blk	stl	Scoring	
			fg-fga	pct	fg-fga	pct	ft-fa	pct	off	def	tot	avg							pts	avg
2020-21	6-0	11/1.8	1-3	.333	0-2	.000	0-0	.000	0	2	2	0.3	2	0	0	0	0	0	2	0.3
TOTAL	6-0	11/1.8	1-3	.333	0-2	.000	0-0	.000	0	2	2	0.3	2	0	0	0	0	0	2	0.3

## Hedstrom, Joe

Season	gp-gs	min/avg	Total		3-Point		F-Throws		Rebounds				pf	fo	ast	to	blk	stl	Scoring	
			fg-fga	pct	fg-fga	pct	ft-fa	pct	off	def	tot	avg							pts	avg
2019-20	6-0	14/2.3	1-2	.500	0-0	.000	0-0	.000	1	1	2	0.3	3	0	0	1	0	0	2	0.3
2020-21	7-0	14/2.0	1-4	.250	1-1	1.000	1-2	.500	2	1	3	0.4	4	0	0	0	0	0	4	0.6
TOTAL	13-0	28/2.2	2-6	.333	1-1	1.000	1-2	.500	3	2	5	0.4	7	0	0	1	0	0	6	0.5

## Carter Higginbottom

Season	gp-gs	min/avg	Total		3-Point		F-Throws		Rebounds				pf	fo	ast	to	blk	stl	Scoring	
			fg-fga	pct	fg-fga	pct	ft-fa	pct	off	def	tot	avg							pts	avg
2019-20	9-0	9/1.0	0-1	.000	0-0	.000	0-0	.000	0	1	1	0.1	0	0	0	1	0	0	0	0.0
2020-21	6-0	9/1.5	0-4	.000	0-0	.000	0-2	.000	0	0	0	0.0	1	0	1	2	0	0	0	0.0
TOTAL	15-0	18/1.2	0-5	.000	0-0	.000	0-2	.000	0	1	1	0.1	1	0	1	3	0	0	0	0.0

## McGrory, Walt

Season	gp-gs	min/avg	Total		3-Point		F-Throws		Rebounds				pf	fo	ast	to	blk	stl	Scoring	
			fg-fga	pct	fg-fga	pct	ft-fa	pct	off	def	tot	avg							pts	avg
2017-18	9-0	72/8.0	0-5	.000	0-3	.000	5-7	.714	0	8	8	0.9	5	0	4	7	0	4	5	0.6
2018-19	13-0	31/2.4	2-5	.400	2-4	.500	0-0	.000	0	2	2	0.2	2	0	1	2	0	0	6	0.5
2019-20	14-0	59/4.2	5-13	.385	2-7	.286	3-4	.750	2	7	9	0.6	9	0	5	1	0	1	15	1.1
TOTAL	36-0	162/4.5	7-23	.304	4-14	.286	8-11	.727	2	17	19	0.5	16	0	10	10	0	5	26	0.7

## Potter, Micah

Season	gp-gs	min/avg	Total		3-Point		F-Throws		Rebounds				pf	fo	ast	to	blk	stl	Scoring	
			fg-fga	pct	fg-fga	pct	ft-fa	pct	off	def	tot	avg							pts	avg
2019-20	21-3	374/17.8	76-144	.528	23-51	.451	37-43	.860	33	98	131	6.2	36	0	8	33	21	8	212	10.1
2020-21	23-20	505/22.0	101-202	.500	25-71	.352	52-63	.825	42	98	140	6.1	40	0	28	37	12	11	279	12.1
TOTAL	44-23	879/20.0	177-346	.512	48-122	.393	89-106	.840	75	196	271	6.2	76	0	36	70	33	19	491	11.2

## Reuvers, Nate

Season	gp-gs	min/avg	Total		3-Point		F-Throws		Rebounds				pf	fo	ast	to	blk	stl	Scoring	
			fg-fga	pct	fg-fga	pct	ft-fa	pct	off	def	tot	avg							pts	avg
2017-18	28-15	466/16.6	58-152	.382	12-47	.255	20-24	.833	19	36	55	2.0	67	0	22	29	26	7	148	5.3
2018-19	34-34	779/22.9	105-234	.449	32-84	.381	26-41	.634	42	91	133	3.9	81	1	34	32	60	10	268	7.9
2019-20	31-31	811/26.2	147-328	.448	30-89	.337	81-103	.786	34	106	140	4.5	97	2	18	46	58	15	405	13.1
2020-21	23-16	499/21.7	78-183	.426	14-48	.292	36-45	.800	21	58	79	3.4	49	0	15	24	27	7	206	9.0
TOTAL	116-96	2555/22.0	388-897	.433	88-268	.328	163-213	.765	116	291	407	3.5	294	3	89	131	171	39	1027	8.9

## Taphorn, Justin

Season	gp-gs	min/avg	Total		3-Point		F-Throws		Rebounds				pf	fo	ast	to	blk	stl	Scoring	
			fg-fga	pct	fg-fga	pct	ft-fa	pct	off	def	tot	avg							pts	avg
2020-21	5-0	10/2.0	0-1	.000	0-1	.000	0-0	.000	0	0	0	0.0	0	0	0	1	0	0	0	0.0
TOTAL	5-0	10/2.0	0-1	.000	0-1	.000	0-0	.000	0	0	0	0.0	0	0	0	1	0	0	0	0.0

# INDIVIDUAL CAREER STATISTICS

Updated Through February 18, 2021

## D'Mitrik Trice

Season	gp-gs	min/avg	Total		3-Point		F-Throws		Rebounds										Scoring	
			fg-fga	pct	fg-fga	pct	ft-fa	pct	off	def	tot	avg	pf	fo	ast	to	blk	stl	pts	avg
2016-17	37-2	677/18.3	70-184	.380	38-91	.418	30-38	.789	7	62	69	1.9	51	0	63	37	3	20	208	5.6
2017-18	10-10	315/31.5	35-92	.380	12-40	.300	12-17	.706	2	18	20	2.0	13	0	23	13	1	6	94	9.4
2018-19	34-34	1107/32.6	133-346	.384	76-195	.390	51-68	.750	6	88	94	2.8	65	1	90	45	1	30	393	11.6
2019-20	31-31	997/32.2	104-274	.380	56-149	.376	41-55	.745	8	117	125	4.0	37	0	131	53	4	24	305	9.8
2020-21	23-23	757/32.9	102-254	.402	41-114	.360	66-84	.786	2	80	82	3.6	34	0	91	37	0	24	311	13.5
TOTAL	135-100	3853/28.5	444-1150	.386	223-589	.379	200-262	.763	25	365	390	2.9	200	1	398	185	9	104	1311	9.7

## Tyler Wahl

Season	gp-gs	min/avg	Total		3-Point		F-Throws		Rebounds										Scoring	
			fg-fga	pct	fg-fga	pct	ft-fa	pct	off	def	tot	avg	pf	fo	ast	to	blk	stl	pts	avg
2019-20	31-3	479/15.5	34-79	.430	6-28	.214	7-18	.389	34	48	82	2.6	64	0	32	33	5	20	81	2.6
2020-21	23-10	571/24.8	42-98	.429	9-29	.310	27-50	.540	19	79	98	4.3	51	0	34	22	17	24	120	5.2
TOTAL	54-13	1050/19.4	76-177	.429	15-57	.263	34-68	.500	53	127	180	3.3	115	0	66	55	22	44	201	3.7

# SEASON STATISTICS

Updated Through February 18, 2021

RECORD:	OVERALL	HOME	AWAY	NEUTRAL
ALL GAMES	15-8	11-4	4-4	0-0
CONFERENCE	9-7	5-4	4-3	0-0
NON-CONFERENCE	6-1	6-0	0-1	0-0

##	Player	gp-gs	min	avg	Total		3-Point		F-Throw		Rebounds				pf	dq	a	to	blk	stl	pts	avg
					fg-fga	fg%	3fg-fga	3fg%	ft-fga	ft%	off	def	tot	avg								
00	D'Mitrik Trice	23-23	757	32.9	102-254	.402	41-114	.360	66-84	.786	2	80	82	3.6	34	0	91	37	0	24	311	13.5
11	Potter, Micah	23-20	505	22.0	101-202	.500	25-71	.352	52-63	.825	42	98	140	6.1	40	0	28	37	12	11	279	12.1
02	Aleem Ford	23-23	601	26.1	77-188	.410	35-104	.337	22-28	.786	16	80	96	4.2	50	1	25	23	15	16	211	9.2
35	Reuvers, Nate	23-16	499	21.7	78-183	.426	14-48	.292	36-45	.800	21	58	79	3.4	49	0	15	24	27	7	206	9.0
34	Davison, Brad	23-23	681	29.6	59-182	.324	44-115	.383	42-50	.840	10	67	77	3.3	49	2	48	17	0	23	204	8.9
01	Jonathan Davis	23-0	548	23.8	65-148	.439	11-28	.393	19-29	.655	32	71	103	4.5	51	2	23	24	14	21	160	7.0
5	Tyler Wahl	23-10	571	24.8	42-98	.429	9-29	.310	27-50	.540	19	79	98	4.3	51	0	34	22	17	24	120	5.2
12	Anderson, Trevor	22-0	332	15.1	28-47	.596	12-20	.600	10-14	.714	6	28	34	1.5	19	0	33	10	0	5	78	3.5
20	Carlson, Ben	6-0	63	10.5	6-11	.545	1-3	.333	7-8	.875	1	5	6	1.0	10	0	4	1	3	1	20	3.3
22	Crowl, Steven	10-0	32	3.2	4-7	.571	0-1	.000	0-0	.000	2	5	7	0.7	9	0	1	3	1	0	8	0.8
32	Hedstrom, Joe	7-0	14	2.0	1-4	.250	1-1	1.000	1-2	.500	2	1	3	0.4	4	0	0	0	0	0	4	0.6
24	Davis, Jordan	10-0	17	1.7	2-4	.500	1-3	.333	0-0	.000	0	1	1	0.1	0	0	0	1	0	0	5	0.5
14	Gilmore, Carter	6-0	11	1.8	1-3	.333	0-2	.000	0-0	.000	0	2	2	0.3	2	0	0	0	0	0	2	0.3
13	Taphorn, Justin	5-0	10	2.0	0-1	.000	0-1	.000	0-0	.000	0	0	0	0.0	0	0	0	1	0	0	0	0.0
04	Carter Higginbottom	6-0	9	1.5	0-4	.000	0-0	.000	0-2	.000	0	0	0	0.0	1	0	1	2	0	0	0	0.0
Team											37	27	64					6				
Total.....		23	4650		566-1336	.424	194-540	.359	282-375	.752	190	602	792	34.4	369	5	303	208	89	132	1608	69.9
Opponents.....		23	4650		528-1281	.412	149-443	.336	249-354	.703	190	613	803	34.9	378	7	264	270	80	102	1454	63.2

TEAM STATISTICS	WIS	OPP	Date	Opponent	Score	Att.
SCORING	1608	1454	11/25/20	EASTERN ILLINOIS	w 77-67	0
Points per game	69.9	63.2	11/27/20	ARK.-PINE BLUFF	w 92-58	0
Scoring margin	+6.7	-	12/01/20	GREEN BAY	w 82-42	0
FIELD GOALS-ATT	566-1336	528-1281	12/04/20	at Marquette	L 65-67	0
Field goal pct	.424	.412	12/09/20	RHODE ISLAND	w 73-62	0
3 POINT FG-ATT	194-540	149-443	12/15/20	LOYOLA CHICAGO	w 77-63	0
3-point FG pct	.359	.336	12/19/20	LOUISVILLE	w 85-48	0
3-pt FG made per game	8.4	6.5	* 12/22/20	NEBRASKA	w 67-53	0
FREE THROWS-ATT	282-375	249-354	* 12/25/20	at Michigan St.	w 85-76	0
Free throw pct	.752	.703	* 12/28/20	MARYLAND	L 64-70	0
F-Throws made per game	12.3	10.8	* 12/31/20	MINNESOTA	w 71-59	0
REBOUNDS	792	803	* 01/07/21	INDIANA	Wo2 80-73	0
Rebounds per game	34.4	34.9	* 01/12/21	at Michigan	L 54-77	74
Rebounding margin	-0.5	-	* 01/15/21	at Rutgers	w 60-54	0
ASSISTS	303	264	* 01/20/21	NORTHWESTERN	w 68-52	0
Assists per game	13.2	11.5	* 01/23/21	OHIO ST.	L 62-74	0
TURNOVERS	208	270	* 01/27/21	at Maryland	w 61-55	0
Turnovers per game	9.0	11.7	* 01/30/21	at Penn St.	L 71-81	260
Turnover margin	+2.7	-	* 02/02/21	PENN ST.	w 72-56	0
Assist/turnover ratio	1.5	1.0	* 02/06/21	at Illinois	L 60-75	180
STEALS	132	102	* 02/10/21	at Nebraska	w 61-48	0
Steals per game	5.7	4.4	* 02/14/21	MICHIGAN	L 59-67	0
BLOCKS	89	80	* 02/18/21	IOWA	L 62-77	0
Blocks per game	3.9	3.5				
ATTENDANCE	0	514				
Home games-Avg/Game	15-0	8-64				
Neutral site-Avg/Game	-	0-0				

\* - Conference game

Score by Periods	1st	2nd	OT	OT2	Totals
Wisconsin	767	822	8	11	1608
Opponents	628	814	8	4	1454

# BIG TEN STATISTICS

Updated Through February 18, 2021

RECORD:	OVERALL	HOME	AWAY	NEUTRAL
ALL GAMES	9-7	5-4	4-3	0-0
CONFERENCE	9-7	5-4	4-3	0-0
NON-CONFERENCE	0-0	0-0	0-0	0-0

##	Player	gp-gs	Total				3-Point		F-Throw		Rebounds										pts	avg				
			min	avg	fg-fga	fg%	3fg-fga	3fg%	ft-fa	ft%	off	def	tot	avg	pf	dq	a	to	blk	stl						
00	D'Mitrik Trice	16-16	568	35.5	75-193	.389	29-87	.333	51-63	.810	2	58	60	3.8	26	0	65	32	0	16	230	14.4				
11	Potter, Micah	16-13	348	21.8	69-143	.483	16-53	.302	28-34	.824	30	63	93	5.8	26	0	18	25	11	8	182	11.4				
02	Aleem Ford	16-16	432	27.0	55-134	.410	25-75	.333	16-19	.842	11	61	72	4.5	37	1	16	17	10	13	151	9.4				
35	Reuvers, Nate	16-9	336	21.0	50-122	.410	5-30	.167	24-29	.828	15	37	52	3.3	27	0	8	16	13	5	129	8.1				
34	Davison, Brad	16-16	500	31.3	41-136	.301	31-86	.360	16-20	.800	9	49	58	3.6	37	1	35	14	0	15	129	8.1				
01	Jonathan Davis	16-0	399	24.9	43-101	.426	8-21	.381	10-16	.625	20	48	68	4.3	43	2	13	19	8	16	104	6.5				
05	Tyler Wahl	16-10	415	25.9	30-72	.417	7-21	.333	17-33	.515	12	51	63	3.9	35	0	24	16	8	15	84	5.3				
12	Anderson, Trevor	15-0	229	15.3	16-32	.500	7-14	.500	7-8	.875	4	18	22	1.5	11	0	20	5	0	2	46	3.1				
24	Davis, Jordan	7-0	8	1.1	1-3	.333	0-2	.000	0-0	.000	0	1	1	0.1	0	0	0	1	0	0	2	0.3				
04	Carter Higginbottom	3-0	3	1.0	0-1	.000	0-0	.000	0-2	.000	0	0	0	0.0	1	0	0	1	0	0	0	0.0				
32	Hedstrom, Joe	3-0	3	1.0	0-0	.000	0-0	.000	0-0	.000	0	1	1	0.3	0	0	0	0	0	0	0	0.0				
13	Taphorn, Justin	2-0	2	1.0	0-0	.000	0-0	.000	0-0	.000	0	0	0	0.0	0	0	0	0	0	0	0	0.0				
14	Gilmore, Carter	3-0	2	0.7	0-0	.000	0-0	.000	0-0	.000	0	0	0	0.0	1	0	0	0	0	0	0	0.0				
22	Crowl, Steven	6-0	5	0.8	0-0	.000	0-0	.000	0-0	.000	0	3	3	0.5	1	0	0	0	0	0	0	0.0				
Team											30	21	51											5		
Total.....		16	3250	380-937		.406	128-389	.329	169-224	.754	133	411	544	34.0	245	4	199	151	50	90	1057	66.1				
Opponents.....		16	3250	390-904		.431	112-326	.344	155-223	.695	135	441	576	36.0	244	3	207	177	61	73	1047	65.4				

TEAM STATISTICS	WIS	OPP	Date	Opponent	Score	Att.
SCORING	1057	1047	* 12/22/20	NEBRASKA	w 67-53	0
Points per game	66.1	65.4	* 12/25/20	at Michigan St.	w 85-76	0
Scoring margin	+0.6	-	* 12/28/20	MARYLAND	L 64-70	0
FIELD GOALS-ATT	380-937	390-904	* 12/31/20	MINNESOTA	w 71-59	0
Field goal pct	.406	.431	* 01/07/21	INDIANA	Wo2 80-73	0
3 POINT FG-ATT	128-389	112-326	* 01/12/21	at Michigan	L 54-77	74
3-point FG pct	.329	.344	* 01/15/21	at Rutgers	w 60-54	0
3-pt FG made per game	8.0	7.0	* 01/20/21	NORTHWESTERN	w 68-52	0
FREE THROWS-ATT	169-224	155-223	* 01/23/21	OHIO ST.	L 62-74	0
Free throw pct	.754	.695	* 01/27/21	at Maryland	w 61-55	0
F-Throws made per game	10.6	9.7	* 01/30/21	at Penn St.	L 71-81	260
REBOUNDS	544	576	* 02/02/21	PENN ST.	w 72-56	0
Rebounds per game	34.0	36.0	* 02/06/21	at Illinois	L 60-75	180
Rebounding margin	-2.0	-	* 02/10/21	at Nebraska	w 61-48	0
ASSISTS	199	207	* 02/14/21	MICHIGAN	L 59-67	0
Assists per game	12.4	12.9	* 02/18/21	IOWA	L 62-77	0
TURNOVERS	151	177	* - Conference game			
Turnovers per game	9.4	11.1				
Turnover margin	+1.6	-				
Assist/turnover ratio	1.3	1.2				
STEALS	90	73				
Steals per game	5.6	4.6				
BLOCKS	50	61				
Blocks per game	3.1	3.8				
ATTENDANCE	0	514				
Home games-Avg/Game	9-0	7-73				
Neutral site-Avg/Game	-	0-0				

Score by Periods	1st	2nd	OT	OT2	Totals
Wisconsin	499	539	8	11	1057
Opponents	482	553	8	4	1047



# HOME STATISTICS

Updated Through February 18, 2021

RECORD:	OVERALL	HOME	AWAY	NEUTRAL
ALL GAMES	11-4	11-4	0-0	0-0
CONFERENCE	5-4	5-4	0-0	0-0
NON-CONFERENCE	6-0	6-0	0-0	0-0

##	Player	gp-gs	min	avg	Total		3-Point		F-Throw		Rebounds				pf		a	to	blk	stl	pts	avg
					fg-fga	fg%	3fg-fga	3fg%	ft-fga	ft%	off	def	tot	avg	dq							
11	Potter, Micah	15-13	342	22.8	71-136	.522	16-43	.372	37-46	.804	29	69	98	6.5	25	0	19	18	7	8	195	13.0
00	D'Mitrik Trice	15-15	481	32.1	60-150	.400	23-68	.338	39-51	.765	1	49	50	3.3	26	0	70	21	0	12	182	12.1
34	Davison, Brad	15-15	461	30.7	43-118	.364	33-72	.458	31-37	.838	6	43	49	3.3	29	0	30	10	0	13	150	10.0
02	Aleem Ford	15-15	389	25.9	51-119	.429	26-69	.377	12-15	.800	10	51	61	4.1	28	0	16	15	9	9	140	9.3
35	Reuvers, Nate	15-12	329	21.9	52-119	.437	9-26	.346	25-33	.758	15	42	57	3.8	36	0	12	19	19	4	138	9.2
01	Jonathan Davis	15-0	362	24.1	46-104	.442	9-20	.450	12-19	.632	23	53	76	5.1	27	1	16	16	7	14	113	7.5
5	Tyler Wahl	15-5	350	23.3	25-59	.424	7-18	.389	20-35	.571	11	47	58	3.9	31	0	23	10	10	16	77	5.1
12	Anderson, Trevor	14-0	199	14.2	22-31	.710	8-9	.889	7-10	.700	1	18	19	1.4	15	0	21	8	0	4	59	4.2
20	Carlson, Ben	5-0	53	10.6	6-10	.600	1-3	.333	7-8	.875	0	5	5	1.0	8	0	4	1	3	1	20	4.0
22	Crowl, Steven	8-0	30	3.8	4-7	.571	0-1	.000	0-0	.000	2	5	7	0.9	9	0	1	3	1	0	8	1.0
32	Hedstrom, Joe	6-0	13	2.2	1-4	.250	1-1	1.000	1-2	.500	2	0	2	0.3	4	0	0	0	0	0	4	0.7
14	Gilmore, Carter	5-0	10	2.0	1-3	.333	0-2	.000	0-0	.000	0	2	2	0.4	1	0	0	0	0	0	2	0.4
24	Davis, Jordan	8-0	13	1.6	1-1	1.000	1-1	1.000	0-0	.000	0	1	1	0.1	0	0	0	1	0	0	3	0.4
13	Taphorn, Justin	5-0	10	2.0	0-1	.000	0-1	.000	0-0	.000	0	0	0	0.0	0	0	0	1	0	0	0	0.0
04	Carter Higginbottom	5-0	8	1.6	0-4	.000	0-0	.000	0-0	.000	0	0	0	0.0	1	0	1	2	0	0	0	0.0
Team											23	17	40					4				
Total.....		15	3050		383-866	.442	134-334	.401	191-256	.746	123	402	525	35.0	240	1	213	129	56	81	1091	72.7
Opponents.....		15	3050		331-831	.398	98-298	.329	161-227	.709	114	380	494	32.9	255	5	157	174	58	56	921	61.4

## TEAM STATISTICS

	WIS	OPP
SCORING	1091	921
Points per game	72.7	61.4
Scoring margin	+11.3	-
FIELD GOALS-ATT	383-866	331-831
Field goal pct	.442	.398
3 POINT FG-ATT	134-334	98-298
3-point FG pct	.401	.329
3-pt FG made per game	8.9	6.5
FREE THROWS-ATT	191-256	161-227
Free throw pct	.746	.709
F-Throws made per game	12.7	10.7
REBOUNDS	525	494
Rebounds per game	35.0	32.9
Rebounding margin	+2.1	-
ASSISTS	213	157
Assists per game	14.2	10.5
TURNOVERS	129	174
Turnovers per game	8.6	11.6
Turnover margin	+3.0	-
Assist/turnover ratio	1.7	0.9
STEALS	81	56
Steals per game	5.4	3.7
BLOCKS	56	58
Blocks per game	3.7	3.9
ATTENDANCE	0	0
Home games-Avg/Game	15-0	0-0
Neutral site-Avg/Game	-	0-0

## Date Opponent

Date	Opponent	Score	Att.
11/25/20	EASTERN ILLINOIS	w 77-67	0
11/27/20	ARK.-PINE BLUFF	w 92-58	0
12/01/20	GREEN BAY	w 82-42	0
12/09/20	RHODE ISLAND	w 73-62	0
12/15/20	LOYOLA CHICAGO	w 77-63	0
12/19/20	LOUISVILLE	w 85-48	0
* 12/22/20	NEBRASKA	w 67-53	0
* 12/28/20	MARYLAND	L 64-70	0
* 12/31/20	MINNESOTA	w 71-59	0
* 01/07/21	INDIANA	Wo2 80-73	0
* 01/20/21	NORTHWESTERN	w 68-52	0
* 01/23/21	OHIO ST.	L 62-74	0
* 02/02/21	PENN ST.	w 72-56	0
* 02/14/21	MICHIGAN	L 59-67	0
* 02/18/21	IOWA	L 62-77	0

\* - Conference game

## Score by Periods

	1st	2nd	OT	OT2	Totals
Wisconsin	514	558	8	11	1091
Opponents	365	544	8	4	921

# AWAY STATISTICS

Updated Through February 10, 2021

RECORD:	OVERALL	HOME	AWAY	NEUTRAL
ALL GAMES	4-4	0-0	4-4	0-0
CONFERENCE	4-3	0-0	4-3	0-0
NON-CONFERENCE	0-1	0-0	0-1	0-0

##	Player	gp-gs	min	avg	Total		3-Point		F-Throw		Rebounds				pf	dq	a	to	blk	stl	pts	avg
					fg-fga	fg%	3fg-fga	3fg%	ft-fa	ft%	off	def	tot	avg								
00	D'Mitrik Trice	8-8	276	34.5	42-104	.404	18-46	.391	27-33	.818	1	31	32	4.0	8	0	21	16	0	12	129	16.1
11	Potter, Micah	8-7	163	20.4	30-66	.455	9-28	.321	15-17	.882	13	29	42	5.3	15	0	9	19	5	3	84	10.5
02	Aleem Ford	8-8	212	26.5	26-69	.377	9-35	.257	10-13	.769	6	29	35	4.4	22	1	9	8	6	7	71	8.9
35	Reuvers, Nate	8-4	170	21.3	26-64	.406	5-22	.227	11-12	.917	6	16	22	2.8	13	0	3	5	8	3	68	8.5
34	Davison, Brad	8-8	220	27.5	16-64	.250	11-43	.256	11-13	.846	4	24	28	3.5	20	2	18	7	0	10	54	6.8
01	Jonathan Davis	8-0	186	23.3	19-44	.432	2-8	.250	7-10	.700	9	18	27	3.4	24	1	7	8	7	7	47	5.9
05	Tyler Wahl	8-5	221	27.6	17-39	.436	2-11	.182	7-15	.467	8	32	40	5.0	20	0	11	12	7	8	43	5.4
12	Anderson, Trevor	8-0	133	16.6	6-16	.375	4-11	.364	3-4	.750	5	10	15	1.9	4	0	12	2	0	1	19	2.4
24	Davis, Jordan	2-0	4	2.0	1-3	.333	0-2	.000	0-0	.000	0	0	0	0.0	0	0	0	0	0	0	2	1.0
14	Gilmore, Carter	1-0	1	1.0	0-0	.000	0-0	.000	0-0	.000	0	0	0	0.0	1	0	0	0	0	0	0	0.0
04	Carter Higginbottom	1-0	1	1.0	0-0	.000	0-0	.000	0-2	.000	0	0	0	0.0	0	0	0	0	0	0	0	0.0
32	Hedstrom, Joe	1-0	1	1.0	0-0	.000	0-0	.000	0-0	.000	0	1	1	1.0	0	0	0	0	0	0	0	0.0
20	Carlson, Ben	1-0	10	10.0	0-1	.000	0-0	.000	0-0	.000	1	0	1	1.0	2	0	0	0	0	0	0	0.0
22	Crowl, Steven	2-0	2	1.0	0-0	.000	0-0	.000	0-0	.000	0	0	0	0.0	0	0	0	0	0	0	0	0.0
Team											14	10	24					2				
Total.....		8	1600		183-470	.389	60-206	.291	91-119	.765	67	200	267	33.4	129	4	90	79	33	51	517	64.6
Opponents.....		8	1600		197-450	.438	51-145	.352	88-127	.693	76	233	309	38.6	123	2	107	96	22	46	533	66.6

## TEAM STATISTICS

	WIS	OPP
SCORING	517	533
Points per game	64.6	66.6
Scoring margin	-2.0	-
FIELD GOALS-ATT	183-470	197-450
Field goal pct	.389	.438
3 POINT FG-ATT	60-206	51-145
3-point FG pct	.291	.352
3-pt FG made per game	7.5	6.4
FREE THROWS-ATT	91-119	88-127
Free throw pct	.765	.693
F-Throws made per game	11.4	11.0
REBOUNDS	267	309
Rebounds per game	33.4	38.6
Rebounding margin	-5.2	-
ASSISTS	90	107
Assists per game	11.3	13.4
TURNOVERS	79	96
Turnovers per game	9.9	12.0
Turnover margin	+2.1	-
Assist/turnover ratio	1.1	1.1
STEALS	51	46
Steals per game	6.4	5.8
BLOCKS	33	22
Blocks per game	4.1	2.8
ATTENDANCE	0	514
Home games-Avg/Game	0-0	8-64
Neutral site-Avg/Game	-	0-0

Score by Periods	1st	2nd	Totals
Wisconsin	253	264	517
Opponents	263	270	533

Date	Opponent		Score	Att.
12/04/20	at Marquette	L	65-67	0
* 12/25/20	at Michigan St.	W	85-76	0
* 01/12/21	at Michigan	L	54-77	74
* 01/15/21	at Rutgers	W	60-54	0
* 01/27/21	at Maryland	W	61-55	0
* 01/30/21	at Penn St.	L	71-81	260
* 02/06/21	at Illinois	L	60-75	180
* 02/10/21	at Nebraska	W	61-48	0

\* - Conference game

# GAME-BY-GAME STATISTICS

Updated Through February 18, 2021

## WISCONSIN

Opponent	Date	Score		Total		3-Pointers		Free throws		Rebounds				pf	a	t/o	blk	stl	pts	avg
				fg-fga	pct	3fg-fga	pct	ft-fa	pct	off	def	tot	avg							
EASTERN ILLINOIS	11/25/20	77-67	W	24-57	.421	7-23	.304	22-29	.759	8	29	37	37.0	15	16	7	10	6	77	77.0
ARK.-PINE BLUFF	11/27/20	92-58	W	31-59	.525	10-19	.526	20-27	.741	7	30	37	37.0	19	17	7	7	9	92	84.5
GREEN BAY	12/01/20	82-42	W	34-61	.557	9-20	.450	5-6	.833	9	36	45	39.7	15	18	10	7	4	82	83.7
at Marquette	12/04/20	65-67	L	21-56	.375	7-24	.292	16-19	.842	13	23	36	38.8	22	11	10	4	5	65	79.0
RHODE ISLAND	12/09/20	73-62	W	20-52	.385	7-22	.318	26-36	.722	7	24	31	37.2	22	9	9	5	5	73	77.8
LOYOLA CHICAGO	12/15/20	77-63	W	25-57	.439	10-18	.556	17-23	.739	6	26	32	36.3	16	11	4	3	4	77	77.7
LOUISVILLE	12/19/20	85-48	W	31-57	.544	16-25	.640	7-11	.636	7	23	30	35.4	15	22	10	3	9	85	78.7
NEBRASKA	12/22/20	67-53	W	22-55	.400	8-26	.308	15-15	1.000	6	34	40	36.0	12	14	11	1	0	67	77.2
at Michigan St.	12/25/20	85-76	W	27-51	.529	8-19	.421	23-30	.767	5	23	28	35.1	16	18	7	4	7	85	78.1
MARYLAND	12/28/20	64-70	L	24-55	.436	8-21	.381	8-15	.533	7	22	29	34.5	15	12	7	1	3	64	76.7
MINNESOTA	12/31/20	71-59	W	30-59	.508	6-15	.400	5-8	.625	8	28	36	34.6	15	12	9	3	3	71	76.2
INDIANA	01/07/21	80-73	Wot	28-66	.424	8-19	.421	16-20	.800	9	30	39	35.0	14	14	7	0	10	80	76.5
at Michigan	01/12/21	54-77	L	20-65	.308	9-28	.321	5-6	.833	12	22	34	34.9	6	8	10	2	4	54	74.8
at Rutgers	01/15/21	60-54	W	19-54	.352	6-25	.240	16-21	.762	8	27	35	34.9	17	10	9	9	10	60	73.7
NORTHWESTERN	01/20/21	68-52	W	24-55	.436	10-27	.370	10-11	.909	6	28	34	34.9	13	14	8	2	5	68	73.3
OHIO ST.	01/23/21	62-74	L	23-57	.404	7-28	.250	9-15	.600	7	23	30	34.6	19	14	10	4	7	62	72.6
at Maryland	01/27/21	61-55	W	22-56	.393	10-26	.385	7-7	1.000	7	31	38	34.8	15	11	12	2	4	61	71.9
at Penn St.	01/30/21	71-81	L	29-66	.439	7-28	.250	6-8	.750	10	29	39	35.0	21	14	12	5	2	71	71.9
PENN ST.	02/02/21	72-56	W	25-52	.481	9-18	.500	13-16	.813	12	24	36	35.1	13	16	15	1	8	72	71.9
at Illinois	02/06/21	60-75	L	25-60	.417	4-24	.167	6-11	.545	2	17	19	34.2	16	6	11	4	10	60	71.3
at Nebraska	02/10/21	61-48	W	20-62	.323	9-32	.281	12-17	.706	10	28	38	34.4	16	12	8	3	9	61	70.8
MICHIGAN	02/14/21	59-67	L	21-54	.389	6-19	.316	11-12	.917	7	25	32	34.3	18	11	10	5	5	59	70.3
IOWA	02/18/21	62-77	L	21-70	.300	13-34	.382	7-12	.583	17	20	37	34.4	19	13	5	4	3	62	69.9
Wisconsin		1608		566-1336	.424	194-540	.359	282-375	.752	190	602	792	34.4	369	303	208	89	132	1608	69.9

## OPPONENT

Opponent	Date	Score		Total		3-Pointers		Free throws		Rebounds				pf	a	t/o	blk	stl	pts	avg
				fg-fga	pct	3fg-fga	pct	ft-fa	pct	off	def	tot	avg							
EASTERN ILLINOIS	11/25/20	77-67	W	23-66	.348	6-19	.316	15-15	1.000	13	27	40	40.0	20	8	11	4	4	67	67.0
ARK.-PINE BLUFF	11/27/20	92-58	W	18-53	.340	6-14	.429	16-21	.762	7	25	32	36.0	19	7	15	2	3	58	62.5
GREEN BAY	12/01/20	82-42	W	16-57	.281	3-17	.176	7-13	.538	7	18	25	32.3	10	5	10	2	3	42	55.7
at Marquette	12/04/20	65-67	L	21-49	.429	5-14	.357	20-28	.714	9	25	34	32.8	17	10	11	2	7	67	58.5
RHODE ISLAND	12/09/20	73-62	W	22-51	.431	3-13	.231	15-25	.600	6	28	34	33.0	26	4	14	5	5	62	59.2
LOYOLA CHICAGO	12/15/20	77-63	W	21-54	.389	9-26	.346	12-17	.706	7	28	35	33.3	24	15	14	2	3	63	59.8
LOUISVILLE	12/19/20	85-48	W	17-47	.362	5-14	.357	9-12	.750	6	21	27	32.4	18	8	18	2	4	48	58.1
NEBRASKA	12/22/20	67-53	W	18-54	.333	8-27	.296	9-17	.529	6	25	31	32.2	15	12	9	6	6	53	57.5
at Michigan St.	12/25/20	85-76	W	27-57	.474	8-11	.727	14-16	.875	9	21	30	32.0	26	23	14	0	2	76	59.6
MARYLAND	12/28/20	64-70	L	26-52	.500	6-17	.353	12-15	.800	4	28	32	32.0	17	11	9	5	3	70	60.6
MINNESOTA	12/31/20	71-59	W	20-64	.313	7-31	.226	12-14	.857	16	23	39	32.6	15	12	10	6	1	59	60.5
INDIANA	01/07/21	80-73	Wot	30-62	.484	8-21	.381	5-8	.625	2	30	32	32.6	19	19	13	7	2	73	61.5
at Michigan	01/12/21	54-77	L	32-62	.516	9-16	.563	4-4	1.000	8	34	42	33.3	9	13	8	9	6	77	62.7
at Rutgers	01/15/21	60-54	W	25-67	.373	2-19	.105	2-7	.286	20	30	50	34.5	19	6	13	4	6	54	62.1
NORTHWESTERN	01/20/21	68-52	W	21-51	.412	7-23	.304	3-7	.429	4	23	27	34.0	17	10	10	2	3	52	61.4
OHIO ST.	01/23/21	62-74	L	27-53	.509	5-16	.313	15-18	.833	5	30	35	34.1	16	9	11	2	6	74	62.2
at Maryland	01/27/21	61-55	W	19-53	.358	9-30	.300	8-9	.889	4	27	31	33.9	13	12	9	3	6	55	61.8
at Penn St.	01/30/21	71-81	L	27-60	.450	8-24	.333	19-25	.760	7	28	35	33.9	10	14	6	1	6	81	62.8
PENN ST.	02/02/21	72-56	W	22-57	.386	6-24	.250	6-10	.600	13	15	28	33.6	16	10	13	3	6	56	62.5
at Illinois	02/06/21	60-75	L	28-53	.528	5-16	.313	14-21	.667	11	35	46	34.2	10	16	18	1	8	75	63.1
at Nebraska	02/10/21	61-48	W	18-49	.367	5-15	.333	7-17	.412	8	33	41	34.6	19	13	17	2	5	48	62.4
MICHIGAN	02/14/21	59-67	L	24-59	.407	7-17	.412	12-16	.750	11	25	36	34.6	10	11	6	6	5	67	62.6
IOWA	02/18/21	62-77	L	26-51	.510	12-19	.632	13-19	.684	7	34	41	34.9	13	16	11	4	2	77	63.2
Opponents		1454		528-1281	.412	149-443	.336	249-354	.703	190	613	803	34.9	378	264	270	80	102	1454	63.2

**GAME 1: #7 WISCONSIN 77, EASTERN ILLINOIS 67**

Nov. 25, 2020 • Madison, Wis. • Kohl Center



Official Basketball Box Score - Final

Eastern Ill. at Wisconsin

11/25/20 Kohl Center, Madison, WI

2020-21 Men's Basketball

Game Time: 9:00 PM

Game Duration: 2:01

Eastern Ill. - 67

Record: 0-1

Officials: Mark Riggs, Dan Dorian, Bobby Day

NO. Name	Min	FG	3P	FT	Rebounds	Fouls	TP	AS	TO	ST	Blocks	+/-	<div>Shooting By Period</div> <div>1st FG% 5-34 23.5%</div> <div>3PT% 2-7 28.6%</div> <div>FT% 2-2 100%</div> <div>2nd FG% 15-32 46.9%</div> <div>3PT% 4-12 33.3%</div> <div>FT% 13-13 100%</div> <div>GM FG% 23-66 34.4%</div> <div>3PT% 6-19 31.6%</div> <div>FT% 15-15 100.0%</div> <div>Dead Ball Rebounds: 1, 2</div>	
20 Sammy Friday IV	F 11:17	1-2	0-0	0-0	3 1 4	3	0	2	0	1	0	1		-8
35 George Dixon	F 24:07	3-9	0-0	2-2	5 5 10	3 4	8	0	0	1	1	1		-8
3 Mack Smith	G 30:49	1-10	1-9	0-0	0 2 2	4 0	3	0	2	1	1	1		-5
5 Junior Farquhar	G 23:43	1-6	1-2	6-6	1 2 3	3 4	9	2	1	0	0	2		-1
22 Josiah Wallace	G 31:01	9-16	1-1	3-3	0 4 4	0 4	22	3	2	0	1	2		-12
21 Madani Diarra	10:14	0-2	0-0	0-0	0 0 0	1 0	0	0	0	0	0	0		-14
2 Jordan Skipper-Brown	22:38	5-10	2-3	2-2	0 5 5	0 1	14	0	1	3	1	0	0	
4 Marvin Johnson	20:25	2-5	0-0	2-2	1 1 2	3 2	6	3	1	0	0	1	2	
1 Kashawn Charles	14:43	1-5	1-3	0-0	0 3 3	1 0	3	0	0	0	0	2	-5	
11 Barlow Alleruzzo IV	10:13	0-1	0-1	0-0	0 2 2	2 0	0	0	1	0	0	0	1	
Team					3 2 5	0	1	0	1	0	0	0	1	
Totals	23:66	6-19	15-15	13	27	40	20	15	67	8	11	4	10	-10

Technical Fouls: NONE

Technical Fouls: NONE

Wisconsin - 77													Record: 1-0												
NO. Name	Min	FG		3P	FT	Rebounds		Fouls		TP	AS	TO	ST	Blocks		+/-	Shooting By Period								
		M-A	M-A			OR	DR	OR	DR					BS	BA										
2 Aleem Ford	F 18:02	0-4	0-2	1-2	1	2	3	1	1	1	2	1	0	1	1	-1	1st FG% 15-29 51.7%	3PT% 4-12 33.3%	FT% 9-11 81.8%						
35 Nate Reuvers	F 29:47	6-10	2-3	4-5	2	7	9	2	6	18	1	0	1	5	1	19	2nd FG% 9-28 32.1%	3PT% 3-11 27.3%	FT% 13-18 72.2%						
11 Micah Potter	C 23:03	3-7	1-2	2-2	2	6	8	3	1	9	2	2	0	1	1	22	GM FG% 24-57 42.1%	3PT% 7-23 30.4%	FT% 22-29 75.9%						
0 D'Mitrik Trice	G 29:18	2-6	1-4	6-8	0	2	2	1	5	11	5	0	3	0	0	0	Dead Ball Rebounds: 3, 0								
34 Brad Davidson	G 29:58	2-8	2-5	0-0	0	5	5	2	0	6	1	1	0	0	0	21									
5 Tyler Wahl	19:18	2-6	0-3	5-6	0	0	0	1	4	9	0	0	1	2	0	11									
12 Trevor Anderson	10:42	0-1	0-0	0-2	0	3	3	1	1	0	3	0	0	0	1	-10									
20 Ben Carlsson	16:36	4-5	1-2	4-4	0	2	2	1	2	13	1	0	0	1	0	6									
1 Jonathan Davis	15:22	4-7	0-1	0-0	1	1	2	1	0	8	1	2	1	1	0	-11									
22 Steven Crowl	04:52	1-2	0-0	0-0	1	0	1	1	0	2	0	1	0	0	0	-9									
14 Carter Gilmore	01:31	0-1	0-1	0-0	0	0	0	0	0	0	0	0	0	0	0	-9									
32 Joe Hedstrom	01:31	0-0	0-0	0-0	0	0	0	0	0	0	0	0	0	0	0	-9									
Team						1	1	2		0	0	0													
Totals	24:57	7-23	22-29	8	29	37	15	20	77	16	7	6	10	4			Technical Fouls: NONE								


Technical Fouls: NONE

EIU		UW		Points from Turnovers		Period by Period Scoring	
Biggest lead	0 (1st 20:00)	27 (2nd 19:20)		9	13	1st	2nd
Best Scoring Run	9 (2nd 14:23)	12 (1st 6:01)		24	32	2nd	TOT
Lead Changes	0			6	6	EUU	20 47 67
Times Tied	0			7	7	UW	43 34 77
Time with Lead	00:00	38:20		23	32		

NOTES: Wisconsin opened its 124th season of men's basketball and the 6th under head coach Greg Gard...UW's starting lineup featured 5 seniors for the first time since Feb. 27, 2001...UW tallied 10 blocks, its most since recording 12 vs. EIU in 2019...Ben Carlsson, Steven Crowl and Jonathan Davis combined to score 23 points, the most by a UW freshman class in an opener since 2010 when Josh Gasser, Ben Brust and Dujie Dukan combined for 25 points.

**GAME 2: #7 WISCONSIN 92, ARKANSAS-PINE BLUFF 58**

Nov. 27, 2020 • Madison, Wis. • Kohl Center



Official Basketball Box Score - Final

Ark-Pine Bluff at Wisconsin

11/27/20 Kohl Center, Madison

2020-21 Men's Basketball

Game Time: 8:00 PM

Game Duration: 2:01

Ark-Pine Bluff - 58

Record: 0-2

Officials: Rob Kueneman, Edwin Young, Chad Barlow

NO. Name	Min	FG	3P	FT	Rebounds	Fouls	TP	AS	TO	ST	Blocks	+/-	Shooting By Period				
													1st FG%	3PT%	FT%	2nd FG%	
3 Markedick Bell	F 25:54	2-11	1-2	4-4	2 3 5	5 3	9	1	3	0	1	1	-21	1st FG%	7-23	30.4%	
15 Alvin Stredic Jr.	F 28:57	1-4	0-0	1-2	1 2 3	5 2	3	0	0	0	0	1	-25	3PT%	3-6	50.0%	
4 Joshuaun Johnson	G 26:25	5-9	1-1	2-2	1 6 7	0 1	13	4	0	1	0	3	-12	FT%	2-2	100%	
21 Shaun Doss Jr.	G 33:37	6-17	3-9	1-2	1 3 4	2 3	16	2	7	0	0	0	-25	2nd FG%	11-30	36.7%	
23 Dequan Morris	G 23:07	2-4	0-0	6-7	1 5 6	2 6	10	2	2	0	2	0	-17	3PT%	3-8	37.5%	
1 Jalen Lynn	11:30	1-3	1-1	0-0	0 0 0	2 2	3	0	1	0	1	0	-22	FT%	14-19	73.7%	
13 Robert Boyd	25:42	0-2	0-1	0-0	0 2 2	2 0	0	0	0	0	0	1	-27	GM FG%	18-53	34.0%	
0 Kshun Stokes	08:07	0-1	0-0	0-0	0 1 1	0 0	0	0	0	0	0	0	-11	3PT%	6-14	42.9%	
30 Cameron Posey	03:21	0-0	0-0	0-0	0 0 0	0 0	0	0	0	0	0	0	-4	FT%	16-21	76.2%	
40 Nicholas Jones	08:54	1-2	0-0	2-4	0 0 0	1 2 4	0	0	1	0	0	0	-15	Dead Ball Rebounds: 3, 1			
2 Travante Doolittle	02:18	0-0	0-0	0-0	0 0 0	0 0	0	0	0	0	0	0	5				
4 George Ivory III	02:08	0-0	0-0	0-0	0 0 0	0 0	0	0	0	0	0	0	4				
Team					1 3 4	0	0	0	0	0	0	0	0				
Totals	18:53	6-14	16-21	7	25	32	19	58	7	15	3	2	-34				

Technical Fouls: NONE

Wisconsin - 92													Record: 2-0												
NO. Name	Min	FG		3P		FT		Rebounds		Fouls		TP	AS	TO	ST	Blocks		+/-	Shooting By Period						
		M/A	P/A	M/A	P/A	OR	DR	OFF	FD	BS	BA														
2 Aleem Ford	F 24:51	3-7	2-3	2-2	1	3	4	0	1	10	2	0	1	0	0	0	26	1st FG%	20-33	60.6%					
35 Nate Reuvers	F 21:01	5-7	0-0	4-6	2	0	2	4	4	14	1	1	1	1	0	0	29	3PT%	7-12	58.3%					
11 Micah Potter	C 20:28	6-9	1-2	6-8	2	3	5	0	6	19	3	1	3	1	0	0	20	FT%	6-7	85.7%					
0 D'Mitrik Trice	G 19:00	6-9	3-6	0-0	0	3	3	0	0	15	3	0	0	0	0	0	20	2nd FG%	11-26	42.3%					
34 Brad Davidson	G 14:51	2-5	1-3	0-0	1	2	3	1	1	5	2	0	1	0	0	0	21	3PT%	3-7	42.9%					
20 Ben Carlsson	16:03	0-1	0-0	3-4	0	2	2	4	2	3	2	1	0	1	1	11	FT%	14-20	70%						
1 Jonathan Davis	24:30	3-10	1-2	2-3	0	8	8	1	3	9	2	0	0	1	0	17	GM FG%	31-59	52.5%						
5 Tyler Wahl	17:40	2-3	1-1	0-0	0	1	1	1	0	5	0	0	0	1	2	1	9	3PT%	10-19	52.6%					
12 Trevor Anderson	18:42	3-4	1-1	2-2	0	4	4	3	1	9	1	2	2	0	0	19	FT%	20-27	74.1%						
22 Steven Crowl	08:24	1-1	0-0	0-0	0	1	1	4	0	2	1	1	0	1	0	2	Dead Ball Rebounds:	2, 0							
14 Carter Gilmore	03:18	0-1	0-0	0-0	0	2	2	0	0	0	0	0	0	0	0	0									
24 Jordan Davis	03:18	0-0	0-0	0-0	0	0	0	0	0	0	0	0	0	0	0	0									
32 Joe Hedstrom	03:18	0-1	0-0	1-2	0	0	0	0	1	1	1	0	0	0	0	0									
4 Carter Higginbottom	02:18	0-1	0-0	0-0	0	0	0	0	0	0	0	1	0	0	0	-5									
13 Justin Taphorn	02:18	0-0	0-0	0-0	0	0	0	0	0	0	0	0	0	0	0	-5									
Team					1	1	2			0		0													
Totals		31-59	10-19	20-27	7	30	37	19	19	92	17	9	7	9	2	34									


Technical Fouls: NONE

APB		UW		Points from Turnovers		Period by Period Scoring	
Biggest lead	0 (1st 20:00)	40 (2nd 7:08)		10	20	1st	2nd
Best Scoring Run	6 (2nd 0:31)	25 (1st 12:37)		18	38	2nd	TOT
Lead Changes	0			6	6	APB	19 39 58
Times Tied	0			12	13	UW	53 39 92
Time with Lead	00:00	39:39		7	29		

NOTES: Wisconsin opened scoring the first 25 points...UW held UAPB scoreless for the first 9:56...UW had 0 turnovers in the first half, marking the sixth time in school history where UW did not commit a TO in a half and the first since 2015...Jonathan Davis set career highs with 9 pts, 8 reb, 2 ast in a career-high 25 min.

**GAME 3: WISCONSIN 82, GREEN BAY 42**

Dec. 1, 2020 • Madison, Wis. • Kohl Center



Official Basketball Box Score - Final

Green Bay at Wisconsin

12/01/20 Kohl Center, Madison

2020-21 Men's Basketball

Game Time: 4:08 PM

Game Duration: 1:48

Green Bay - 42

Record: 0-2

Officials: Bo Boroski, Courtney Green, Chris Beaver

NO. Name	Min	FG M-A	3P M-A	FT M-A	Rebounds	Fouls	TP	AS	TO	ST	Blocks	+/-	<div>Shooting By Period</div> <div>1st FG% 4-26 15.4%</div> <div>3PT% 1-8 12.5%</div> <div>FT% 3-5 60%</div> <div>2nd FG% 12-31 38.7%</div> <div>3PT% 2-9 22.2%</div> <div>FT% 4-8 50%</div> <div>GM FG% 16-57 28.1%</div> <div>3PT% 3-17 17.6%</div> <div>FT% 7-13 53.8%</div> <div>Dead Ball Rebounds: 4, 0</div>	
3 Japannah Kellogg III	F 27:36	2-6	0-0	0-0	1 2 3	2 3	4	0	2	0	0	0		-25
14 Paris Taylor	F 27:15	4-11	0-0	0-0	1 4 5	2 0	8	0	0	1	3	1		-13
0 Josh Jefferson	G 27:17	4-12	2-7	2-6	0 3 3	2 4	12	1	2	1	1	0		-25
1 Amari Davis	G 29:43	3-12	1-3	2-3	1 1 2	1 9	9	2	1	1	1	1		-33
2 PJ Piles	G 37:18	2-12	0-5	2-2	0 5 5	1 5	6	2	1	1	0	2		-43
12 Cem Kirincan	13:49	0-2	0-1	0-0	0 0 0	2 0	0	0	1	0	0	0		-28
25 Terrance Thompson	10:32	1-1	0-0	0	1 0 1	0	0	2	0	0	0	0	-23	
1 Lucas Stieber	17:11	0-1	0-1	1-2	0 2 2	0	1	1	1	0	0	0	-12	
11 Jacob Jones	02:42	0-0	0-0	0	0 0 0	0	0	0	2	0	0	0	3	
10 Damaronte Taylor	03:51	0-0	0-0	0	0 0 0	0	0	0	0	0	0	0	-10	
13 Ryan Ciffin	00:00	0-0	0-0	0	0 0 0	0	0	0	0	0	0	0	0	
15 Colin Schaefer	01:23	0-0	0-0	0-0	0 1 0	0	0	0	0	0	0	0	-1	
Total					3 0 3	0	0	0	0	0	0	0		
Totals		16-57	3-17	7-13	7 18 25	10 15	42	5	3	2	7	40		

Technical Fouls: NONE



## GAME 5: #13 WISCONSIN 73, RHODE ISLAND 62

Dec. 9, 2020 • Madison, Wis. • Kohl Center



Official Basketball Box Score - Final  
**Rhode Island at Wisconsin**  
 12/09/20 Kohl Center, Madison  
 2020-21 Men's Basketball

Game Time: 3:30 PM  
 Game Duration: 2:27

Officials: Bo Borowski, Courtney Green, Kelly Pfeiffer

Rhode Island - 62

Record: 3-3

NO. Name	Min	FG	3P	FT	Rebounds	Fouls	TP	AS	TO	ST	Blocks	BS	BA	+	-
5 Antwan Walker	F 28:04	2-6	0-2	0-0	2 8 10	5 0	4	1	4	0	0	3	0	-10	
22 Mikhel Mitchell	F 26:19	2-3	0-0	4-9	2 6 8	3 10	8	0	0	0	0	0	0	-4	
1 Fatts Russell	G 32:47	3-14	0-4	2-4	0 5 5	1 3	8	1	3	1	0	2	-13		
2 Jeremy Sheppard	G 28:54	5-8	3-4	0-0	0 0 0	1 0	13	1	4	2	1	1	-2		
12 Malik Martin	G 21:07	3-4	0-1	0-0	0 2 2	3 0	6	0	1	1	0	0	-4		
21 Makhi Mitchell	16:23	2-4	0-0	4-6	0 1 1	5 5	8	1	0	0	1	0	-9		
15 Jalen Carey	24:22	4-7	0-0	1-2	0 5 5	2 1	9	0	2	0	0	0	-13		
23 D.J. Johnson	11:02	0-2	0-2	0-0	0 1 1	4 0	0	0	1	0	0	0	-10		
10 Ishmael Leggett	11:02	1-3	0-0	4-4	0 0 0	2 3	6	0	0	0	0	2	2		
Team					2 0 2										
Totals		22-51	3-13	15-25	6 28 34	26 22	62	4	14	5	5	5	-11		

Technical Fouls: Walker 2<sup>nd</sup> 19:37 Mitchell 2<sup>nd</sup> 12:48

Shooting By Period	1 <sup>st</sup> FG%	2 <sup>nd</sup> FG%	3 <sup>rd</sup> FG%	4 <sup>th</sup> FG%	GM FG%
1 <sup>st</sup> FG%	7:27	25.9%			
2 <sup>nd</sup> FG%	15:24	62.5%			
3 <sup>rd</sup> FG%	13:23	56.5%			
4 <sup>th</sup> FG%	15:25	60.0%			
GM FG%	22-51	43.1%			
3PT%	3-13	23.1%			
FT%	15-25	60.0%			
Dead Ball Rebounds:	7	0			

Wisconsin - 73

Record: 4-1

NO. Name	Min	FG	3P	FT	Rebounds	Fouls	TP	AS	TO	ST	Blocks	BS	BA	+	-
2 Aleem Ford	F 24:31	4-8	2-6	1-2	1 0 1	4 2	11	0	1	0	0	0	0	-1	
35 Nate Reuvers	F 19:19	2-8	0-1	1-2	2 3 5	4 2	5	0	2	0	3	2	9		
11 Micah Potter	C 28:08	4-10	1-4	4-6	2 5 7	3 7	13	2	2	0	0	0	2		
0 D'Mitrik Trice	G 35:36	2-8	1-4	3-6	0 4 4	3 3	8	4	2	1	0	0	9		
34 Brad Davison	G 32:25	4-9	3-5	12-12	0 3 3	1 6	23	0	1	2	0	1	9		
5 Tyler Wahl	28:47	1-3	0-1	2-4	1 5 6	4 2	4	1	1	0	1	0	16		
1 Jonathan Davis	17:11	2-5	0-1	2-2	1 2 3	1 2	6	1	0	0	2	0	6		
12 Trevor Anderson	11:19	1-1	0-0	1-2	0 1 1	0 0	3	1	1	0	0	0	6		
20 Ben Carlson	02:44	0-0	0-0	0-0	0 0 0	2 0	0	0	0	0	0	0	-3		
Team					0 1 1										
Totals		20-52	7-22	26-36	7 24 31	22 24	73	9	9	5	5	5	11		

Technical Fouls: NONE

Shooting By Period	1 <sup>st</sup> FG%	2 <sup>nd</sup> FG%	3 <sup>rd</sup> FG%	4 <sup>th</sup> FG%	GM FG%
1 <sup>st</sup> FG%	4:14	28.6%			
2 <sup>nd</sup> FG%	10:22	45.5%			
3 <sup>rd</sup> FG%	17:26	65.4%			
4 <sup>th</sup> FG%	20:52	38.5%			
GM FG%	20-52	38.5%			
3PT%	7-22	31.8%			
FT%	26-36	72.2%			
Dead Ball Rebounds:	7	2			

	URI	UW
Biggest lead	2 (1 <sup>st</sup> 18:51)	22 (2 <sup>nd</sup> 11:58)
Best Scoring Run	9 (2 <sup>nd</sup> 5:17)	10 (1 <sup>st</sup> 15:50)
Lead Changes	1	0
Times Tied	0	0
Time with Lead	00:42	38:09

Points from	URI	UW
Turnovers	4	15
Paint	34	24
Second Chance	4	6
Fast Breaks	5	8
Bench	23	13

Period by Period Scoring	1st	2nd	TOT
URI	16	46	62
UW	33	40	73

NOTES: Nate Reuvers surpassed Ethan Happ to become the all-time blocks leader Wisconsin history ... the Badgers improved to 3-0 all-time against Rhode Island, including wins in 1998 and 1999 ... UW held URI to a season-low 62 points.

## GAME 6: #12 WISCONSIN 77, LOYOLA CHICAGO 63

Dec. 15, 2020 • Madison, Wis. • Kohl Center



Official Basketball Box Score - Final  
**Loyola Chicago at Wisconsin**  
 12/15/20 Kohl Center, Madison  
 2020-21 Men's Basketball

Game Time: 7:03 PM  
 Game Duration: 2:02

Officials: Larry Scroto, Donnie Epley, Eric Curry

Loyola Chicago - 63

Record: 3-1

NO. Name	Min	FG	3P	FT	Rebounds	Fouls	TP	AS	TO	ST	Blocks	BS	BA	+	-
30 Aher Ugugak	F 19:29	0-1	0-0	0-2	0 4 4	2 1	0	1	0	0	0	0	-10		
25 Cameron Krutwig	C 31:21	7-13	0-0	5-7	2 3 5	2 6	19	2	3	1	2	0	-4		
1 Lucas Williamson	G 33:48	5-9	3-7	2-3	0 5 5	4 3	15	0	2	1	0	1	-11		
4 Braden Norris	G 36:26	2-9	2-8	0-0	1 4 5	4 0	6	3	3	0	0	0	-5		
24 Tate Hall	G 25:11	2-7	1-3	0-0	1 4 5	3 2	5	3	3	1	0	0	1		
12 Marquise Kennedy	11:37	0-1	0-0	2-2	0 2 2	3 2	2	2	1	0	0	0	-3		
5 Keith Clemons	18:57	2-7	1-3	1-1	1 0 1	3 1	6	3	1	0	0	1	-14		
10 Tom Welch	07:22	2-3	1-2	0-0	1 2 3	2 0	5	0	0	0	0	0	-6		
23 Cooper Kalfes	13:16	1-3	1-3	0-0	0 0 0	1 0	3	1	0	0	0	0	-12		
13 Baylor Hebb	02:33	0-1	0-0	2-2	0 0 0	0 1	2	0	1	0	0	0	-6		
Team					1 4 5										
Totals		21-54	9-26	12-17	7 28 35	25 16	63	15	14	3	2	3	-14		

Technical Fouls: Bench 2<sup>nd</sup> 1:17

Shooting By Period	1 <sup>st</sup> FG%	2 <sup>nd</sup> FG%	3 <sup>rd</sup> FG%	4 <sup>th</sup> FG%	GM FG%
1 <sup>st</sup> FG%	9:24	37.5%			
2 <sup>nd</sup> FG%	4:12	33.3%			
3 <sup>rd</sup> FG%	4:46	66.7%			
4 <sup>th</sup> FG%	12:30	40.0%			
GM FG%	21-54	38.9%			
3PT%	9-26	34.6%			
FT%	12-17	70.6%			
Dead Ball Rebounds:	5	1			

Wisconsin - 77

Record: 5-1

NO. Name	Min	FG	3P	FT	Rebounds	Fouls	TP	AS	TO	ST	Blocks	BS	BA	+	-
2 Aleem Ford	F 26:09	2-6	0-1	0-0	0 6 6	2 0	4	1	1	0	1	0	-4		
35 Nate Reuvers	F 25:07	3-10	2-3	0-0	0 3 3	4 2	8	1	1	0	0	1	-12		
11 Micah Potter	C 20:03	3-6	3-4	4-4	3 4 7	3 3	13	1	0	0	1	0	19		
0 D'Mitrik Trice	G 32:15	6-15	1-4	4-5	0 1 1	1 4	17	2	0	2	0	0	-5		
34 Brad Davison	G 35:43	4-7	2-4	7-9	0 2 2	1 8	17	2	0	1	0	0	6		
5 Tyler Wahl	21:29	0-1	0-0	1-2	0 6 6	4 4	4	1	2	1	0	2	21		
12 Trevor Anderson	15:02	2-1	0-0	1-0	0 1 1	0 0	5	0	1	0	0	0	18		
1 Jonathan Davis	23:11	5-10	1-1	1-3	2 3 5	1 3	12	2	0	1	0	0	27		
20 Ben Carlson	01:01	0-0	0-0	0-0	0 0 0	0 0	0	0	0	0	0	0	0		
Team					1 0 1										
Totals		25-57	10-18	17-23	6 26 32	18 24	77	11	4	4	3	2	14		

Technical Fouls: NONE

	Loyola	UW
Biggest lead	7 (1 <sup>st</sup> 16:06)	18 (2 <sup>nd</sup> 11:08)
Best Scoring Run	7 (1 <sup>st</sup> 16:06)	10 (1 <sup>st</sup> 12:08)
Lead Changes	1	0
Times Tied	3	0
Time with Lead	06:22	30:20

Points from	Loyola	UW
Turnovers	5	15
Paint	24	18
Second Chance	4	4
Fast Breaks	10	4
Bench	18	18

NOTES: UW turned the ball over a season-low 4 times, the team's fewest since having 4 turnovers in an 84-64 win over Indiana on Dec. 7, 2019 ... Brad Davison scored 17 points and moved into 34th place on UW's all-time scoring list (1,117), passing Marcus Landry (1,114) and Brian Butch (1,115) ... D'Mitrik Trice had 0 turnovers in 32 minutes of action ... freshman Jonathan Davis matched his career high with 12 points, making a career-high 5 field goals.

## GAME 7: #12 WISCONSIN 85, #23 LOUISVILLE 48

Dec. 19, 2020 • Madison, Wis. • Kohl Center



Official Basketball Box Score - Final  
**Louisville at Wisconsin**  
 12/19/20 Kohl Center, Madison  
 2020-21 Men's Basketball

Game Time: 11:00 AM  
 Game Duration: 1:47

Officials: D.J. Carstensen, Rob Rely, Rob Krammen

Louisville - 48

Record: 4-1

NO. Name	Min	FG	3P	FT	Rebounds	Fouls	TP	AS	TO	ST	Blocks	BS	BA	+	-
10 Samuel Williamson	F 40:00	2-8	1-3	2-2	1 6 7	3 2	7	1	3	0	0	0	-37		
11 Quinn Staszinski	F 29:55	4-7	0-1	3-4	0 5 5	3 2	11	1	0	0	0	0	-29		
14 Dre Davis	F 35:19	0-5	0-2	0-0	2 1 3	2 0	0	1	4	0	0	0	-22		
24 Jae'Lyn Withers	F 13:50	3-5	0-1	0-0	1 2 3	0 0	6	1	1	1	0	0	-21		
13 David Johnson	G 35:29	5-13	2-3	0-0	1 3 4	3 3	12	4	7	2	0	0	-40		
12 JJ Traynor	26:22	2-7	2-4	2-2	0 2 2	2 5	8	0	2	1	2	1	-16		
22 Aidan Iglehorn	07:13	0-1	0-0	0-2	0 0 0	2 1	0	0	0	0	0	0	-10		
23 Gabe Winitzner	11:52	1-1	0-0	2-2	0 1 1	3 2	4	0	1	0	0	0	0		
Team					1 1 2										
Totals		17-47	5-14	9-12	6 21 27	18 15	48	8	18	4	2	3	-37		

Technical Fouls: NONE

Shooting By Period	1 <sup>st</sup> FG%	2 <sup>nd</sup> FG%	3 <sup>rd</sup> FG%	4 <sup>th</sup> FG%	GM FG%
1 <sup>st</sup> FG%	7:25	28.0%			
2 <sup>nd</sup> FG%	10:22	45.5%			
3 <sup>rd</sup> FG%	17:47	36.2%			
4 <sup>th</sup> FG%	15:14	50.0%			
GM FG%	17-47	36.2%			
3PT%	5-14	35.7%			
FT%	9-12	75.0%			
Dead Ball Rebounds:	2	2			

Wisconsin - 85

Record: 6-1

NO.	Name		Min	FG	3P	FT	Rebounds	Fouls	TP	AS	TO	ST	Blocks	BS	BA	+	-
							OR	DR	OT		PF						
2	Aleem Ford	F	26:17	5-10	2-5	0	0	2	2	0	12	2	0	1	1	0	26
35	Nate Reuvers	F	22:35	3-7	1-3	1-1	0	1	1	3	8	3	2	0	1	0	28
11	Mcoah Potter	C	19:26	7-13	2-3	4-4	0	7	7	2	5	20	0	2	0	1	20
0	D'Mitric Price	G	19:00	3-3	3-3	0	0	2	2	1	9	5	0	1	0	0	26
34	Brad Davison	G	27:12	3-7	3-6	1-2	0	2	2	1	3	10	4	0	2	0	29
1	Jonathan Davis	F	21:33	3-4	0-1	1-3	2	4	6	0	1	7	0	2	0	0	27
12	Tyler Wahl	G	24:05	1-3	0-0	1-1	0	0	0	2	2	24	3	0	0	0	24
12	Travis Anderson	F	20:05	4-4	3-3	0-0	0	0	0	2	1	11	3	0	0	0	18
22	Steven Court	F	06:15	1-2	0-0	0	1	1	2	1	0	2	0	1	0	0	0
34	Jordan Davis	F	04:09	0-0	0-0	0	0	0	0	0	0	0	0	0	0	0	-2
32	Joe Hedsstrom	F	04:09	1-3	1-1	0-0	1	0	1	2	0	3	0	0	0	0	-2
13	Justin Happonen	F	03:21	0-0	0-0	0	0	0	0	0	0	0	1	0	0	0	-5
4	Carter Hightbottom	F	01:56	0-1	0-0	0-0	0	0	0	0	0	0	0	0	0	0	-4
Team							1	2	3	0	0	0	1	0	0	0	3
Totals				31:57	16:25	7:11	7	23	30	15	18	85	22	10	9	3	37

# GAME 9: #9 WISCONSIN 85, #12 MICHIGAN STATE 76

Dec. 25, 2020 • East Lansing, Mich. • Breslin Center



Official Basketball Box Score - Final  
Wisconsin at Michigan St.  
12/25/20 Breslin Center, East Lansing  
2020-21 Men's Basketball

Game Time: 12:30 PM  
Game Duration: 2:58

Officials: D.J. Carstensen, Larry Sciotto, Steve Mucken

Wisconsin - 85												
Record: 8-1 (2-0)												
NO. Name	Min	FG M-A	3P M-A	FT M-A	Rebounds OR DR TOT	Fouls PF	TP	AS	TO	ST	Blocks BS BA	+/-
2 Aleem Ford	F 22:45	5-7	1-2	2-2	0 4 4	5 2	13	2	1	2	1 0 10	
35 Nate Reuvers	F 25:19	3-7	0-2	2-2	0 2 2	1 1	8	0	1	0	1 0 4	
11 Micah Potter	C 21:50	3-5	2-3	3-4	2 4 6	1 1	11	5	1	0	0 0 7	
0 D'Mitric Trice	G 31:32	7-14	4-7	11-15	0 2 2	0 10	28	2	2	2	0 0 0	
34 Brad Davison	G 23:10	4-8	1-4	2-2	0 3 3	1 2	11	4	0	2	0 0 1	
12 Trevor Anderson	21:53	0-1	0-0	2-2	1 2 3	0 3	2	2	0	0	0 0 11	
5 Tyler Wahl	17:51	2-3	0-0	0-0	0 4 4	4 0	4	1	1	0	1 0 4	
1 Jonathan Davis	29:40	3-6	0-0	1-3	0 2 2	2 4	7	2	0	1	1 0 8	
Team					2 0 2		0	1				
Totals		27-51	8-19	23-30	5 23 28	16 26	85	18	7	4	0 9	

Shooting By Period		
1st FG%	15-28	53.6%
3PT%	6-11	54.5%
FT%	6-9	66.7%
2nd FG%	12-23	52.2%
3PT%	2-8	25.0%
FT%	17-21	81%
GM FG%	27-51	52.9%
3PT%	8-19	42.1%
FT%	23-30	76.7%

Dead Ball Rebounds: 5, 0

Technical Fouls: NONE

Michigan St. - 76												
Record: 6-2 (0-2)												
NO. Name	Min	FG M-A	3P M-A	FT M-A	Rebounds OR DR TOT	Fouls PF	TP	AS	TO	ST	Blocks BS BA	+/-
0 Aaron Henry	F 31:14	5-13	0-1	2-3	1 5 6	3 3	12	3	7	1	0 1 -4	
15 Thomas Kithier	F 17:43	3-5	0-0	2-2	4 1 5	4 1	8	1	1	1	0 0 1	
20 Joey Hauser	F 28:40	7-9	3-3	10-11	0 7 7	4 11	27	2	1	0	0 0 8	
1 Joshua Langford	G 29:39	3-9	2-3	0-0	2 0 2	3 0	8	2	0	0	0 1 -4	
2 Rocket Watts	G 25:38	2-9	1-2	0-0	0 1 1	3 1	5	7	2	0	0 1 -3	
34 Julius Marble	11:59	2-3	0-0	0-0	0 3 3	2 0	4	0	2	0	0 0 -10	
25 Malik Hall	16:04	2-4	1-1	0-0	1 1 2	2 0	5	2	1	0	0 0 -14	
44 Gabe Brown	19:31	1-2	0-0	0-0	1 0 1	2 0	2	0	0	0	0 0 -14	
3 Foster Loyer	14:22	2-2	1-1	0-0	0 0 0	2 0	5	0	0	0	0 0 -6	
30 Marcus Bingham Jr.	06:00	0-1	0-0	0-0	0 2 2	1 0	0	0	0	0	0 0 -1	
Team					0 1 1		0	0				
Totals		27-57	8-11	14-16	9 21 30	26 16	76	23	14	2	0 4 -9	

Shooting By Period		
1st FG%	17-29	58.6%
3PT%	4-4	100.0%
FT%	4-5	80%
2nd FG%	10-28	35.7%
3PT%	4-7	57.1%
FT%	10-11	90.9%
GM FG%	27-57	47.4%
3PT%	8-11	72.7%
FT%	14-16	87.5%

Dead Ball Rebounds: 0, 0

Technical Fouls: NONE

	WIS	MSU
Biggest lead	9 (2nd 0:05)	9 (2nd 16:25)
Best Scoring Run	8 (1st 7:10)	12 (2nd 16:25)
Lead Changes	7	
Times Tied	10	
Time with Lead	22:29	11:56

NOTES: Wisconsin won at Michigan State for the first time since 2004, snapping a streak of 12 consecutive losses at Breslin Center ... UW's 85 points are its most in a road win over a ranked team in school history ... UW's 85 points were also the team's most vs. MSU since 1994 (87-62 win on 2/2/94) ... Badgers turned the ball over 5 times in the first 4:53 of the game, then 0 turnovers the final 15:03 of the first half (finished game with 7 TOs) ... Trice scored a season-high 29 points, 2 shy of his career high ... Potter scored in double figures for the 5th straight game ... Ford scored in double figures for the 3rd straight game.

# GAME 10: MARYLAND 70, #6 WISCONSIN 64

Dec. 28, 2020 • Madison, Wis. • Kohl Center



Official Basketball Box Score - Final  
Maryland at Wisconsin  
12/28/20 Kohl Center, Madison  
2020-21 Men's Basketball

Game Time: 6:01 PM  
Game Duration: 2:02

Officials: Rob Riley, Kelly Pfeifer, Rob Kueneman

Maryland - 70												
Record: 6-3 (2-3)												
NO. Name	Min	FG M-A	3P M-A	FT M-A	Rebounds OR DR TOT	Fouls PF	TP	AS	TO	ST	Blocks BS BA	+/-
24 Dontia Scott	F 32:37	5-9	0-1	2-2	1 3 4	0 3	12	2	0	0	0 0 13	
30 Galin Smith	F 11:11	1-3	0-0	1-1	2 0 2	0 2	2	0	0	0	0 0 -5	
2 Aaron Wiggins	G 33:52	6-13	0-4	3-3	2 7 9	2 2	15	1	1	2	1 0 7	
5 Eric Ayala	G 34:18	5-11	2-5	5-5	0 4 4	3 3	17	2	2	1	0 0 7	
11 Darryl Morsell	G 36:08	3-6	1-2	1-2	0 5 5	2 2	8	2	3	0	3 0 10	
13 Hakim Hart	24:04	2-3	1-2	0-0	0 2 2	2 2	5	2	0	0	0 0 12	
15 Chol Marial	02:39	1-1	0-0	0-0	1 1 2	0	2	0	0	0	1 0 0	
25 Jarius Hamilton	15:41	3-4	2-2	1-2	0 4 4	4 1	9	1	2	0	0 1 -5	
23 Aquan Smart	07:32	0-2	0-1	0-0	0 0 0	1 0	0	1	0	0	0 0 -4	
12 Reese Mone	01:58	0-0	0-0	0-0	0 0 0	1 0	0	0	1	0	0 0 -5	
Team					0 1 1		0	0				
Totals		26-52	6-17	12-15	4 28 32	17 15	70	11	9	3	5 1 6	

Shooting By Period		
1st FG%	10-27	37.0%
3PT%	3-10	30.0%
FT%	1-3	33.3%
2nd FG%	16-25	64.0%
3PT%	3-7	42.9%
FT%	11-12	91.7%
GM FG%	26-52	50.0%
3PT%	6-17	35.3%
FT%	12-15	80.0%

Dead Ball Rebounds: 2, 1

Technical Fouls: NONE

Wisconsin - 64												
Record: 8-2 (2-1)												
NO. Name	Min	FG M-A	3P M-A	FT M-A	Rebounds OR DR TOT	Fouls PF	TP	AS	TO	ST	Blocks BS BA	+/-
2 Aleem Ford	F 31:58	4-8	2-5	0-0	2 4 6	3 1	10	0	0	0	0 0 -12	
35 Nate Reuvers	F 24:45	4-10	0-2	0-0	1 5 6	1 2	8	0	0	0	0 0 -3	
11 Micah Potter	C 22:21	2-8	0-2	0-0	2 3 5	0 2	4	1	0	1	1 1 -3	
0 D'Mitric Trice	G 34:05	8-14	3-6	6-7	0 4 4	2 4	25	3	0	0	0 1 -3	
34 Brad Davison	G 33:34	2-8	1-3	0-2	0 3 3	4 4	5	4	1	0	0 0 -5	
5 Tyler Wahl	22:24	0-2	0-0	2-6	1 0 1	2 4	2	3	0	2	0 1 -10	
12 Trevor Anderson	12:57	0-2	0-0	0-0	0 0 0	0 0	6	1	1	0	0 0 -4	
1 Jonathan Davis	17:56	2-3	0-1	0-0	1 2 3	3 0	4	0	1	0	0 1 10	
Team					0 1 1		0	1				
Totals		24-55	8-21	8-15	7 22 29	15 17	64	12	7	3	1 5 -6	

Shooting By Period		
1st FG%	10-27	37.0%
3PT%	3-8	37.5%
FT%	5-10	50%
2nd FG%	14-28	50.0%
3PT%	5-13	38.5%
FT%	3-5	60%
GM FG%	24-55	43.6%
3PT%	8-21	38.1%
FT%	8-15	53.3%

Dead Ball Rebounds: 2, 1

Technical Fouls: NONE

	UMD	UW
Biggest lead	7 (2nd 0:24)	8 (2nd 15:49)
Best Scoring Run	8 (2nd 13:31)	6 (1st 5:32)
Lead Changes	10	
Times Tied	6	
Time with Lead	18:59	16:19

Points from Turnovers	UMD	UW
Paint	38	20
Second Chance	4	12
Fast Breaks	10	0
Bench	16	12

Period by Period Scoring			
	1st	2nd	TOT
UMD	24	46	70
UW	28	36	64

# GAME 11: #6 WISCONSIN 71, #21 MINNESOTA 49

Dec. 31, 2020 • Madison, Wis. • Kohl Center



Official Basketball Box Score - Final  
Minnesota at Wisconsin  
12/31/20 Kohl Center, Madison  
2020-21 Men's Basketball

Game Time: 3:30 PM  
Game Duration: 1:49

Officials: Courtney Green, Larry Sciotto, Edwin Young

Minnesota - 59												
Record: 9-2 (2-2)												
NO. Name	Min	FG M-A	3P M-A	FT M-A	Rebounds OR DR TOT	Fouls PF	TP	AS	TO	ST	Blocks BS BA	+/-
23 Brandon Johnson	F 28:59	5-10	0-2	2-2	4 5 9	1 4	12	0	0	0	3 1 -3	
0 Liam Robbins	C 31:19	4-11	0-2	4-5	4 5 9	4 3	12	0	2	0	3 0 -7	
5 Marcus Carr	G 36:23	3-13	2-8	2-2	2 3 5	4 3	10	7	2	0	1 0 -8	
11 Both Gach	F 19:59	2-4	1-3	0-0	0 0 0	2 0	5	2	2	1	0 0 -1	
22 Gabe Katschauer	G 36:20	4-12	3-10	4-5	4 3 7	0 5	15	2	3	0	0 0 -6	
4 Jamal Mashburn, Jr.	20:01	1-7	0-3	0-0	0 4 4	1 0	3	0	1	0	0 0 -13	
35 Isaiah Irwin	11:01	0-1	0-0	0-0	0 1 1	1 0	0	0	0	0	0 0 -9	
1 Tre Williams	07:17	0-4	0-2	0-0	0 2 2	1 0	0	0	0	0	0 0 -10	
24 Eric Curry	08:41	1-2	0-0	0-0	1 0 1	1 0	2	1	0	0	0 1 -5	
Team					1 0 1		0	0				
Totals		20-64	7-31	12-14	16 23 39	15 15	59	12	10	1	6 3 -12	

Shooting By Period		
1st FG%	6-31	19.4%
3PT%	3-14	21.4%
FT%	7-9	77.8%
2nd FG%	14-33	42.4%
3PT%	4-17	23.5%
FT%	5-5	100%
GM FG%	20-64	31.3%
3PT%	7-31	22.6%
FT%	12-14	85.7%

Dead Ball Rebounds: 1, 0

Technical Fouls: NONE

Wisconsin - 71													Technical Fouls: NONE												
Record: 9-2 (3-1)																									
NO.	Name	Min	FG	3P	FT	Rebounds	Fouls	TP	AS	TO	ST	Blocks	B.	4/5	Shooting By Period										
			M-A	M-A	M-A	OR	DR	FF	FD						1st	FG%	13-33	39.4%							
2	Aleem Ford	F 27:49	6-10	2-5	0-0	0	3	3	1	14	2	1	0	2	0	7	3PT%	2-9	22.2%						
35	Nate Reuvers	F 19:19	3-7	0-0	1-2	3	6	2	3	7	0	1	0	1	2	9	FT%	1-3	33.3%						
11	Micah Potte	C 26:29	8-15	1-3	1-2	3	8	11	1	1	18	2	2	0	0	12	2nd FG%	17-26	65.4%						
0	D'Mitrik Trice	G 33:03	6-11	2-5	0-0	0	5	5	3	2	14	5	2	2	0	1	24	3PT%	4-6	66.7%					
34	Brad Davison	G 27:40	2-7	1-3	0-0	2	4	6	3	1	5	2	1	0	0	0	4	GM FG%	30-59	50.8%					
1	Jonathan Davis	30:33	4-7	0-1	0-1	0	3	3	2	3	8	0	1	1	0	0	8	3PT%	6-15	40.0%					
12	Tyler Wahl	16:34	0-0	0-0	3-3	0	0	0	1	1	3	1	0	0	0	0	8	FT%	5-8	62.5%					
5	Trevor Anderson	16:18	1-2	0-0	0-0	0	1	1	2	3	2	1	0	0	1	5	Dead Ball Rebounds: 1.1								
22	Shannon Crowl	00:45	0-0	0-0	0-0	0	0	0	0	0	0	0	0	0	0	1									
24	Jordan Davis	00:45	0-0	0-0	0-0	0	0	0	0	0	0	0	0	0	0	0									
32	Joe Hedstrom	00:45	0-0	0-0	0-0	0	0	0	0	0	0	0	0	0	0	0									
Team						0	1	1	0	0	0														
Totals			30-59	6-15	5-8	8	28	36	15	15	71	12	9	3	3	6	12								

# GAME 13: #7 MICHIGAN 77, #9 WISCONSIN 54

Jan. 12, 2021 • Ann Arbor, Mich. • Crisler Center



Official Basketball Box Score - Final  
Wisconsin at Michigan  
01/12/21 Crisler Center, Ann Arbor  
2020-21 Men's Basketball

Game Time: 7:00 PM  
Game Duration: 1:47  
Attendance: 74

Officials: Bo Borowski, Kelly Pfeiffer, Lewis Garrison

Wisconsin - 54													Record: 10-3 (4-2)																
NO.	Name	Min	FG M-A	3P M-A	FT M-A	Rebounds OR DR TOT	Fouls PF F	TP	AS	TO	ST	Blocks BS BA	4/5	Shooting By Period															
2	Aleem Ford	F 25:38	2-8	1-4	1-1	0 4 4	2 2	6	0	0	1	0	1	-10	1 <sup>st</sup> FG 10-33 30.3%														
35	Nate Reuvers	F 18:42	2-9	0-3	0-0	1 1 2	2 2	0	4	0	1	0	0	-26	3P 3% 3-14 21.4%														
11	Micha Potter	C 23:34	5-11	2-5	0-0	2 4 6	3 0	12	0	4	0	1	0	-8	FT 0% 0-1 0%														
0	D'Mitrik Trice	G 35:11	7-13	4-7	2-2	0 2 2	1 2	20	2	0	0	0	0	-26	2 <sup>nd</sup> FG 10-32 31.3%														
34	Brad Davison	G 25:27	1-8	0-3	0-1	0 2 2	0 2	2	1	0	1	0	1	-34	3P 3% 3-14 42.9%														
5	Tyler Wahl	24:21	1-4	1-1	2-2	4 6	0 1	5	1	2	0	0	3	-29	FT 5% 100%														
1	Jonathan Davis	25:58	0-6	0-1	0-0	1 3 4	0 0	1	1	1	1	1	2	-4	GM FG 20-45 30.0%														
12	Trevor Anderson	16:54	1-3	1-2	0-0	1 1 2	0 0	3	3	0	1	0	0	6	3P 1% 2-28 32.1%														
24	Jordan Davis	03:03	1-3	0-2	0-0	0 0 0	0 0	2	0	0	0	0	0	4	FT 5% 6-38 32.1%														
22	Steven Crowl	01:12	0-0	0-0	0-0	0 0 0	0 0	0	0	0	0	0	0	4	Dead Ball Rebounds: 0.0														
Team						5	1	6				0	0																
Totals			20-65	9-28	5-6	12	22	34	6	9	54	8	10	4	2	9	-23												
																		Technical Fouls: NONE											

Michigan - 77			Record: 11-0 (6-0)																
NO.	Name	Min	FG	3P	FT	Rebounds	Fouls	TP	AS	TO	ST	Blocks	BA	+/	Shooting By Period				
			M-A	M-A	M-A	OR	DR	FF	FD			BS	BA		1st	FG%	16:30	53.3%	
2	Isaiah Livers	F 30:42	5-11	3-5	0-0	0	6	6	0	0	13	3	0	0	3	0	3	6	26
1	Hunter Dickinson	C 24:09	5-10	0-0	2-2	3	3	6	1	1	12	0	0	1	3	1	16	34	
12	Mike Smith	G 29:59	6-9	2-3	2-2	0	2	2	1	2	16	6	4	0	0	0	0	16	
21	Franz Wagner	G 27:44	7-10	1-2	0-0	0	10	10	4	0	15	1	0	4	1	0	34		
55	Eli Brooks	G 29:57	2-5	1-2	0-0	1	4	5	0	1	5	2	1	1	0	0	14		
15	Chandee Brown	14:35	3-6	1-3	0-0	1	1	2	1	0	7	0	1	0	1	9			
51	Austin Davis	12:08	2-4	0-0	0-0	2	2	4	1	0	4	1	0	0	0	11			
23	Brandon Johns Jr.	13:36	1-2	1-1	0-0	0	3	3	0	2	3	0	1	0	1	0	-9		
0	Adrien Nunez	03:26	0-0	0-0	0-0	0	0	0	0	0	0	0	0	0	0	0	0	-4	
3	Zeb Jackson	03:26	1-1	0-0	0-0	0	0	0	0	0	2	0	1	0	0	0	0	-4	
5	Terrance Williams II	03:26	0-1	0-0	0-0	1	2	3	0	0	0	0	0	0	0	0	0	-4	
25	Jace Howard	03:26	0-1	0-0	0-0	0	0	0	0	1	0	0	0	0	0	0	0	-4	
44	Jaron Faulds	03:26	0-2	0-0	0-0	0	0	0	0	0	0	0	0	0	0	0	0	-4	
Team						0	1	1	0	0	0								
Totals			32-62			9-16	4-4	8	34	42	9	6	77	13	8	6	9	2	23
														Technical Fouls: NONE					

	Wisc	Mich	Points from	Wisc	Mich	Period by Period Scoring			
Biggest lead	1 (1 <sup>st</sup> 17:42)	40 (2 <sup>nd</sup> 10:43)	Turnovers	13	15		1st	2nd	TOT
Best Scoring Run	9 (2 <sup>nd</sup> 8:03)	22 (2 <sup>nd</sup> 12:50)	Paint	18	38				
Lead Changes	2		Second Chance	12	6	Wisc	23	31	54
Times Tied	2		Fast Breaks	2	9				
Time with Lead	00:14	37:57	Bench	10	16	Mich	40	37	77

## GAME 17: #14 WISCONSIN 61, MARYLAND 55

Jan. 27, 2021 • College Park, Md. • Xfinity Center



Official Basketball Box Score - Final  
Wisconsin at Maryland  
01/27/21 XFINITY Center, College Park  
2020-21 Men's Basketball

Game Time: 9:00 PM  
Game Duration: 2:50

Officials: D.J. Carstens, Lewis Garrison, Rob Riley

Wisconsin - 61												
Record: 13-4 (7-3)												
NO. Name	Min	FG M-A	3P M-A	FT M-A	Rebounds OR DR TOT	Fouls PF FD	TP	AS	TO	ST	Blocks BS BA	+/-
2 Aleem Ford	F 21:25	1-4	1-3	0-0	0 3 3	3 0	3	0	2	0	0 0	-10
5 Tyler Wahl	F 30:07	2-5	0-1	0-0	1 4 5	2 0	4	3	2	0	2 9	9
11 Micah Potter	G 23:12	8-12	4-6	3-3	4 8 12	2 3	23	2	3	0	0 14	14
0 D'Mitrik Trice	G 37:39	4-14	1-3	4-4	0 8 8	1 5	13	3	3	0	0 1	6
34 Brad Davison	G 29:54	2-8	2-7	0-0	0 1 1	2 3	6	1	0	0	0 0	-3
1 Jonathan Davis	25:31	2-7	0-2	0-0	2 1 3	3 0	4	0	1	1	2 0	11
12 Trevor Anderson	15:58	1-3	1-3	0-0	0 1 1	2 0	3	2	0	0	0 0	8
35 Nate Reuvers	16:14	2-3	1-1	0-0	0 3 3	0 2	5	0	1	1	0 0	-5
Team					0 2 2		0	0				
<b>Totals</b>		22-56	10-26	7-7	7 31 38	15 13	61	11	12	4	2 3	6

Technical Fouls: NONE

Shooting By Period

1st FG% 15-32 46.9%

3PT% 6-13 46.2%

FT% 2-2 100%

2nd FG% 7-24 29.2%

3PT% 4-13 30.8%

FT% 5-5 100%

GM FG% 22-56 39.3%

3PT% 10-26 38.5%

FT% 7-7 100.0%

Dead Ball Rebounds: 0, 0

Maryland - 55												
Record: 9-8 (3-7)												
NO. Name	Min	FG M-A	3P M-A	FT M-A	Rebounds OR DR TOT	Fouls PF FD	TP	AS	TO	ST	Blocks BS BA	+/-
24 Dontia Scott	F 34:24	5-14	3-9	0-0	2 6 8	2 2	13	0	0	3	1 -6	
2 Aaron Wiggins	G 34:58	6-14	4-8	2-2	0 2 2	2 1	18	1	3	1	0 0	-1
5 Eric Ayala	G 35:04	1-10	0-4	2-3	1 5 6	2 7	4	2	2	2	0 1	-7
11 Darryl Morsell	G 36:20	3-6	1-3	4-4	0 1 1	2 4	11	5	2	1	0 0	-5
13 Hakim Hart	G 29:59	3-6	1-4	0-0	0 6 6	2 0	7	2	1	2	0 0	4
25 Jaius Hamilton	19:11	0-2	0-0	0-0	0 2 2	0 0	0	1	0	0	0 0	-19
30 Galin Smith	09:00	0-0	0-0	0-0	0 1 1	3 1	2	1	1	0	0 0	3
23 Aquan Smart	01:04	0-0	0-0	0-0	0 0 0	0 0	0	0	0	0	0 0	1
Team					1 4 5		0	0				
<b>Totals</b>		19-53	9-30	8-9	4 27 31	13 15	55	12	9	6	3 2	-6

Technical Fouls: NONE

WIS		UMD	
Biggest lead	18 (1st 0:00)	0 (1st 20:00)	
Best Scoring Run	11 (2nd 7:05)	9 (2nd 11:45)	
Lead Changes	0		
Times Tied	1		
Time with Lead	39:23	00:00	

Points from		WIS		UMD	
Turnovers	10	5			
Paint	18	20			
Second Chance	11	7			
Fast Breaks	0	3			
Bench	12	2			

Period by Period Scoring	
1st	2nd
38	23
61	
20	35
55	

NOTES: Wisconsin held Maryland to its fewest points in a home game since prior to the Terps joining the Big Ten...the last time UMD was held to 55 or fewer points at home was a 57-55 loss to Syracuse on Feb. 24, 2014...UW out-rebounded Maryland, 38-31, after being out-boarded, 32-29, in the season's first meeting between the two...Micah Potter scored a season-high 23 points (one shy of his career high), while also pulling down a season-best 12 rebounds, giving him his 7th career double-double (3rd of the season)...D'Mitrik Trice finished with 13 points, 8 rebounds and 3 assists, scoring in double figures for the ninth-straight game...Trice passed Michael Finley for 5th place on Wisconsin's all-time assist ledger...with one 3-pointer, Trice also matched Kirk Penney for 4th on UW's all-time list (217 career)

## GAME 18: PENN STATE 81, #14 WISCONSIN 71

Jan. 30, 2021 • University Park, Pa. • Bryce Jordan Center



Official Basketball Box Score - Final  
Wisconsin at Penn State  
01/30/21 Bryce Jordan Center, University Park, Pa.  
2020-21 Men's Basketball

Game Time: 3:00 PM  
Game Duration: 2:56  
Attendance: 260

Officials: Bo Boroski, Kelly Pieler, Donnie Epley

Wisconsin - 71												
Record: 13-5 (7-4)												
NO. Name	Min	FG M-A	3P M-A	FT M-A	Rebounds OR DR TOT	Fouls PF FD	TP	AS	TO	ST	Blocks BS BA	+/-
2 Aleem Ford	F 32:05	6-12	3-8	0-0	1 7 8	3 0	15	1	3	0	0 0	-11
5 Tyler Wahl	F 31:17	6-10	1-3	0-0	2 8 10	3 1	13	2	3	0	2 0	-13
11 Micah Potter	C 14:48	3-7	0-3	0-0	1 1 2	3 0	6	1	0	0	1 0	-8
0 D'Mitrik Trice	G 32:52	2-9	0-5	2-2	0 0 0	1 1	6	3	2	1	0 0	-1
34 Brad Davison	G 29:30	3-11	2-6	0-0	2 5 7	5 1	8	3	2	0	0 1	-1
1 Jonathan Davis	19:25	2-3	0-0	1-2	1 2 3	5 1	5	2	1	1	0 0	1
35 Nate Reuvers	22:42	7-12	1-2	3-4	2 3 5	1 6	18	0	1	0	1 0	-1
12 Trevor Anderson	17:21	0-2	0-1	0-0	1 2 3	0 0	0	2	0	0	0 0	-7
Team					0 1 1		0	0				
<b>Totals</b>		29-66	7-28	6-8	10 29 39	21 10	71	14	12	2	5 1	-10

Technical Fouls: NONE

Shooting By Period

1st FG% 14-32 43.8%

3PT% 2-2 100%

FT% 2-2 100%

2nd FG% 15-34 44.1%

3PT% 3-15 20.0%

FT% 4-6 66.7%

GM FG% 29-66 43.9%

3PT% 7-28 25.0%

FT% 6-8 75.0%

Dead Ball Rebounds: 1, 0

Penn State - 81												
Record: 6-7 (3-6)												
NO. Name	Min	FG M-A	3P M-A	FT M-A	Rebounds OR DR TOT	Fouls PF FD	TP	AS	TO	ST	Blocks BS BA	+/-
1 Seth Lundy	F 20:03	1-6	0-3	0-0	0 2 2	1 0	2	3	0	1	0 0	8
21 John Harrar	F 27:21	5-7	0-0	7-11	1 7 8	2 8	17	1	1	1	0 1	14
0 Myreon Jones	G 32:35	8-12	3-3	1-2	1 4 5	0 3	20	1	1	1	0 1	6
5 Jamari Wheeler	G 29:21	2-5	2-4	3-4	1 3 4	3 3	9	5	2	2	0 1	11
12 Izaiah Brockington	G 35:48	8-15	0-1	2-2	1 8 9	0 2	18	3	0	1	0 1	11
2 Myles Dread	23:19	1-6	1-6	4-4	1 1 2	0 3	7	1	1	0	0 -1	
15 Trent Buttrick	12:08	0-2	0-2	0-0	0 3 3	1 1	0	0	1	0	0 -3	
3 Sam Sessoms	19:25	2-7	2-5	2-2	0 0 0	3 1	8	0	0	0	0 1	4
Team					2 0 2		0	0				
<b>Totals</b>		27-60	8-24	19-25	7 28 35	10 21	81	14	8	6	1 5	10

Technical Fouls: NONE

WIS		PSU	
Biggest lead	4 (1st 12:04)	11 (2nd 1:08)	
Best Scoring Run	5 (1st 12:04)	5 (1st 17:41)	
Lead Changes	11		
Times Tied	5		
Time with Lead	15:51	21:09	

Points from		WIS		PSU	
Turnovers	5	15			
Paint	36	26			
Second Chance	9	5			
Fast Breaks	3	21			
Bench	23	15			

Period by Period Scoring	
1st	2nd
34	37
71	
31	50
81	

## GAME 19: #19 WISCONSIN 72, PENN STATE 56

Feb. 2, 2021 • Madison, Wis. • Kohl Center



Official Basketball Box Score - Final  
Penn St. at Wisconsin  
02/02/21 Kohl Center, Madison  
2020-21 Men's Basketball

Game Time: 7:30 PM  
Game Duration: 1:54

Officials: Larry Sciorotto, Rob Kueneman, Edwin Young

Penn St. - 56												
Record: 6-8 (3-7)												
NO. Name	Min	FG M-A	3P M-A	FT M-A	Rebounds OR DR TOT	Fouls PF FD	TP	AS	TO	ST	Blocks BS BA	+/-
1 Seth Lundy	F 26:36	2-7	0-0	0-0	3 0 3	1 1	6	1	1	1	2 0	-10
21 John Harrar	F 22:21	3-3	0-0	4-4	3 2 5	2 3	10	2	1	2	0 0	-6
0 Myreon Jones	G 33:49	6-15	2-6	0-2	0 2 2	3 3	14	0	2	1	0 0	-17
5 Jamari Wheeler	G 23:13	1-3	1-2	0-0	0 2 2	4 0	3	1	2	1	0 0	-1
12 Izaiah Brockington	G 26:02	4-9	0-1	0-0	1 1 2	1 6	11	1	2	0	0 -23	
2 Myles Dread	15:50	0-2	0-1	0-0	0 1 1	3 0	2	0	2	0	0 0	-1
15 Trent Buttrick	19:09	1-6	0-3	2-2	2 2 4	2 4	0	1	0	0	0 0	-9
3 Sam Sessoms	18:29	3-7	0-1	0-0	1 2 3	2 1	6	2	2	0	0 -14	
30 Abdul Tsimbila	04:29	1-1	0-0	0-0	0 1 1	0 0	2	0	0	0	0 0	4
10 Kyle McCloskey	02:40	0-1	0-1	0-0	0 1 1	0 0	0	0	0	1	0 0	0
23 DJ Gordon	03:38	0-0	0-0	0-2	0 0 0	0 0	1	0	0	0	0 0	3
4 Caleb Dorsey	01:23	1-1	1-1	0-0	0 0 0	0 0	0	0	0	0	0 0	3
22 Dalton Johnson	01:23	0-1	0-1	0-0	0 0 0	0 0	0	0	0	0	0 0	3
14 Patrick Kelly	00:58	0-1	0-0	0-0	0 0 0	0 0	0	0	0	1	0 0	3
Team					3 1 4		0	0				
<b>Totals</b>		22-57	8-24	6-10	13 15 28	16 13	56	10	13	6	3 1	-16

Technical Fouls: NONE

Shooting By Period

1st FG% 10-21 47.6%

3PT% 4-7 57.1%

FT% 9-11 81.8%

2nd FG% 15-31 48.4%

3PT% 5-11 45.5%

FT% 4-5 80%

GM FG% 25-52 48.1%

3PT% 9-18 50.0%



## GAME 21: #21 WISCONSIN 61, NEBRASKA 48

Feb. 10, 2021 • Lincoln, Neb. • Pinnacle Bank Arena



Official Basketball Box Score - Final  
Wisconsin at Nebraska  
02/10/21 Pinnacle Bank Arena, Lincoln  
2020-21 Men's Basketball

Game Time: 8:40 PM  
Game Duration: 1:58

Officials: Kelly Pfeifer, Lewis Garrison, Brian McNutt

Wisconsin - 61

Record: 15-6 (9-5)

NO. Name	Min	FG M-A	3P M-A	FT M-A	Rebounds OR DR TOT	Fouls PF FO	TP	AS	TO	ST	Blocks BS BA	+/-
2 Aleem Ford	F 27:14	3-12	1-5	2-2	1 3 4	2 2	9	1	0	0	1	17
5 Tyler Wahl	F 26:53	1-8	0-5	1-2	0 4 4	2 2	3	1	2	0	1	0
35 Nate Reuvers	F 24:55	2-8	0-3	4-4	3 2 5	2 4	8	2	0	1	0	4
0 D'Mitrik Trice	G 37:27	3-14	2-7	1-2	7 8	2 9	3	0	2	0	0	13
34 Brad Davison	G 29:33	3-7	3-6	0-0	1 2 3	3 3	9	2	3	0	0	19
1 Jonathan Davis	18:31	4-7	1-3	1-1	0 3 3	3 1	10	1	2	2	1	0
11 Micah Potter	14:33	1-2	0-0	3-4	1 1 2	1 3	5	1	2	0	1	0
12 Trevor Anderson	18:14	3-4	2-3	0-0	0 2 2	0 1	8	0	0	0	0	-5
4 Carter Higginbottom	00:32	0-0	0-0	0-2	0 0 0	0 1	0	0	0	0	0	0
14 Carter Gilmore	00:32	0-0	0-0	0-0	0 0 0	1 0	0	0	0	0	0	0
22 Steven Crowl	00:32	0-0	0-0	0-0	0 0 0	0 0	0	0	0	0	0	0
24 Jordan Davis	00:32	0-0	0-0	0-0	0 0 0	0 0	0	0	0	0	0	0
32 Joe Hedstrom	00:32	0-0	0-0	0-0	0 1 1	0 0	0	0	0	0	0	0
Team					3 3 6	0	1					
Totals	20:62	9-32	12-17	10-28	38	16	19	61	12	8	9	3 2 13

Technical Fouls: NONE

Nebraska - 48

Record: 4-11 (0-8)

NO. Name	Min	FG M-A	3P M-A	FT M-A	Rebounds OR DR TOT	Fouls PF FO	TP	AS	TO	ST	Blocks BS BA	+/-
11 Lat Mayen	F 34:11	6-12	2-6	0-0	1 6 7	1 0	14	1	2	0	0	-8
13 Derrick Walker	F 17:31	0-0	0-0	1-3	3 3 6	3 2	1	2	2	2	0	-3
0 Teddy Allen	G 25:11	4-10	3-5	1-2	1 1 2	4 3	12	2	5	0	0	-3
2 Trey McGowens	G 28:56	2-8	0-1	2-4	0 4 4	0 5	6	2	2	1	0	-15
45 Dalano Banton	G 32:47	2-9	0-3	2-4	2 8 10	2 3	6	5	3	0	1	-8
4 Shamil Stevenson	13:29	1-3	0-0	1-2	0 5 5	2 2	3	0	2	2	0	0
35 Eduardo Andre	10:04	1-1	0-0	0-0	0 1 1	5 0	2	0	0	0	1	0
10 Kobe Webster	18:28	1-4	0-0	0-0	0 2 2	0 0	2	0	0	0	0	-14
34 Thorir Thorjarnarson	09:46	0-1	0-0	0-0	0 0 0	0 0	0	0	0	0	0	-8
24 Yvan Ouedraogo	08:42	1-1	0-0	0-2	1 2 3	2 1	2	1	1	0	0	-6
3 Elijah Wood	00:32	0-0	0-0	0-0	0 0 0	0 0	0	0	0	0	0	0
21 Jace Piatkowski	00:23	0-0	0-0	0-0	0 0 0	0 0	0	0	0	0	0	0
Team					0 1 1	0	0					
Totals	18:49	5-15	7-17	8-33	41	19	16	48	13	17	5	2 3 -13

Technical Fouls: NONE

	WIS	NEB
Biggest lead	16 (2 <sup>nd</sup> 5:11)	8 (1 <sup>st</sup> 10:01)
Best Scoring Run	7 (1 <sup>st</sup> 14:36)	12 (1 <sup>st</sup> 10:01)
Lead Changes	6	
Times Tied	5	
Time with Lead	24:04	10:29

Points from	WIS	NEB
Turnovers	15	6
Paint	22	24
Second Chance	9	5
Fast Breaks	0	3
Bench	23	9

Shooting By Period	
1 <sup>st</sup> FG%	10-33 30.3%
3PT%	5-19 26.3%
FT%	5-6 83.3%
2 <sup>nd</sup> FG%	10-29 34.5%
3PT%	4-13 30.8%
FT%	7-11 63.6%
GM FG%	20-62 32.3%
3PT%	9-32 28.1%
FT%	12-17 70.6%
Dead Ball Rebounds: 4, 0	

## GAME 22: #3 MICHIGAN 67, #21 WISCONSIN 59

Feb. 14, 2021 • Madison, Wis. • Kohl Center



Official Basketball Box Score - Final  
Michigan at Wisconsin  
02/14/21 Kohl Center, Madison  
2020-21 Men's Basketball

Game Time: 12:00 PM  
Game Duration: 1:58

Officials: Bo Boroski, Courtney Green, Brook Wells

Michigan - 67

Record: 14-1 (9-1)

NO. Name	Min	FG M-A	3P M-A	FT M-A	Rebounds OR DR TOT	Fouls PF FO	TP	AS	TO	ST	Blocks BS BA	+/-
2 Isaiah Livers	F 38:10	8-16	4-7	0-1	2 5 7	1 1	20	0	0	0	0	11
1 Hunter Dickinson	C 27:19	3-9	0-1	5-6	5 10 15	3 6	11	1	1	0	5	1
12 Mike Smith	G 31:12	2-5	1-1	1-1	0 2 2	1 2	6	6	1	2	0	-3
21 Franz Wagner	G 37:51	8-11	2-4	0-0	0 1 1	0 1	14	1	1	1	1	10
55 Eli Brooks	G 31:15	2-11	0-2	5-6	1 3 4	2 4	9	2	0	2	0	15
51 Austin Davis	12:41	3-4	0-0	0-0	1 1 2	1 3	6	0	1	0	0	-1
15 Chaundee Brown	17:33	0-3	0-2	1-2	0 1 1	2 1	1	0	0	0	0	1
23 Brandon Johns Jr.	03:59	0-0	0-0	0-0	0 0 0	0 0	0	1	1	0	0	-5
Team					2 2 4	0	1					
Totals	24:59	7-17	12-16	11-25	36	11	18	67	11	6	5	6 5 8

Technical Fouls: Coach 2<sup>nd</sup> 18:17

Wisconsin - 59

Record: 15-7 (9-6)

NO. Name	Min	FG M-A	3P M-A	FT M-A	Rebounds OR DR TOT	Fouls PF FO	TP	AS	TO	ST	Blocks BS BA	+/-
2 Aleem Ford	F 29:14	5-8	3-5	2-2	0 2 2	3 2	15	0	1	0	0	-13
5 Tyler Wahl	F 28:05	1-4	0-0	0-0	1 5 6	1 0	2	2	1	2	1	0
35 Nate Reuvers	F 21:47	1-7	1-3	0-0	0 0 0	2 0	3	1	1	0	1	-7
0 D'Mitrik Trice	G 34:17	4-11	0-2	8-9	0 5 5	2 5	16	3	3	2	0	-5
34 Brad Davison	G 28:10	1-6	1-5	0-0	2 4 6	3 0	3	0	1	0	0	-13
1 Jonathan Davis	22:41	5-8	0-0	1-1	0 3 3	3 2	11	0	1	0	0	-4
11 Micah Potter	18:13	4-9	1-4	0-0	0 0 0	2 0	9	1	0	0	3	1
12 Trevor Anderson	17:33	0-1	0-0	0-0	0 3 3	2 1	0	4	1	1	0	0
Team					4 3 7	0	1					
Totals	21:54	6-19	11-12	7-25	32	18	10	59	11	10	5	6 5 -8

Technical Fouls: NONE

	UM	UW
Biggest lead	8 (2 <sup>nd</sup> 0:10)	14 (1 <sup>st</sup> 0:27)
Best Scoring Run	8 (1 <sup>st</sup> 15:25)	7 (1 <sup>st</sup> 3:50)
Lead Changes	5	
Times Tied	5	
Time with Lead	05:17	30:02

Points from	UM	UW
Turnovers	10	8
Paint	30	20
Second Chance	15	9
Fast Breaks	9	0
Bench	7	20

Period by Period Scoring	1st	2nd	TOT
UM	27	40	67
UW	39	20	59

## GAME 23: #11 IOWA 77, #21 WISCONSIN 62

Feb. 18, 2021 • Madison, Wis. • Kohl Center



Official Basketball Box Score - Final  
Iowa at Wisconsin  
02/18/21 Kohl Center, Madison  
2020-21 Men's Basketball

Game Time: 6:01 PM  
Game Duration: 1:58

Officials: D.J. Carstensen, Rob Riley, Lewis Garrison

Iowa - 77

Record: 16-6 (10-5)

NO. Name	Min	FG M-A	3P M-A	FT M-A	Rebounds OR DR TOT	Fouls PF FO	TP	AS	TO	ST	Blocks BS BA	+/-
55 Luka Garza	C 36:27	11-19	4-6	4-5	1 7 8	1 6	30	2	1	0	1	2
3 Jordan Bohannon	G 35:23	1-7	1-4	3-4	0 3 3	2 2	6	5	0	1	0	8
5 CJ Fredrick	G 30:53	2-4	1-1	0-0	1 0 1	0 0	5	4	0	0	0	13
10 Joe Wieskamp	G 29:50	6-9	5-6	0-0	1 7 8	3 2	17	2	4	1	1	0
30 Connor McCaffery	G 23:29	1-1	0-0	2-4	0 5 5	3 4	4	2	3	0	0	7
15 Keegan Murray	22:07	1-5	0-0	3-5	1 11 12	2 4	5	0	1	0	1	2
2 Jack Nunge	06:50	2-3	1-1	1-1	2 0 2	2 1	6	0	0	0	0	0
22 Patrick McCaffery	11:01	1-2	0-1	0-0	0 1 1	0 0	2	0	1	0	1	0
1 Joe Toussaint	04:00	1-1	0-0	0-0	0 0 0	0 0	2	1	1	0	0	4
Team					1 0 1	0	0					
Totals	26:51	12-19	13-19	7-34	41	13	19	77	16	11	2	4 4 15

Technical Fouls: NONE

Wisconsin - 62

Record: 15-8 (9-7)

NO. Name	Min	FG M-A	3P M-A	FT M-A	Rebounds OR DR TOT	Fouls PF FO	TP	AS	TO	ST	Blocks BS BA	+/-
2 Aleem Ford	F 34:33	2-10	2-7	0-0	2 3 5	2 0	6	2	2	1	1	0
5 Tyler Wahl	F 23:21	0-6	0-2	0-2	2 1 3	2 2	0	0	0	0	2	-18
35 Nate Reuvers	F 10:02	2-4	0-0	0-2	0 1 1	3 1	4	0	0	0	2	-11
0 D'Mitrik Trice	G 37:08	3-15	2-8	3-4	1 2 3	3 2	11	9	2	1	0	-16
34 Brad Davison	G 30:40	5-11	5-8	0-0	0 2 2	1 1	15	0	0	0	0	-15
1 Jonathan Davis	33:12	1-9	1-3	0-0	4 5 9	5 3	3	1	1	0	0	-6
11 Micah Potter	29:58	8-15	3-6	4-4	6 5 11	3 4	23	1	1	0	1	-4
24 Jordan Davis	01:06	0-0	0-0	0-0	0 0 0	0 0	0	0	0	0	0	2
Team					2 1 3	0	0					
Totals	21:70	13-34	7-12	17-20	37	19	13	62	13	5	3	4 4 -15

Technical Fouls: NONE

	IOWA	UW
Biggest lead	18 (2 <sup>nd</sup> 1:06)	3 (1 <sup>st</sup> 19:05)
Best Scoring Run	14 (1 <sup>st</sup> 15:21)	8 (2 <sup>nd</sup> 14:58)
Lead Changes	1	
Times Tied	0	
Time with Lead	38:18	00:47

Points from	IOWA	UW
Turnovers	8	10
Paint	26	14
Second Chance	10	4
Fast Breaks	9	5
Bench	15	26

Shooting By Period	
1 <sup>st</sup> FG%	9-36 25.0%
3PT%	5-14 35.7%
FT%	4-6 66.7%
2 <sup>nd</sup> FG%	12-34 35.3%
3PT%	8-20 40.0%
FT%	3-6 50%
GM FG%	21-70 30.0%
3PT%	13-34 38.2%
FT%	7-12 58.3%
Dead Ball Rebounds: 3, 0	

# TEAM SUPERLATIVES

## WISCONSIN

### HIGH

### LOW

• Points	92	ARK.-PINE BLUFF (11/27/20)	54	at Michigan (1/12/21)
• First-Half Points	53	ARK.-PINE BLUFF (11/27/20)	23	2x; MR at Illinois (2/6/21)
• Second-Half Points	48	GREEN BAY (12/1/20)	20	MICHIGAN (2/14/21)
• Field Goals Made	34	GREEN BAY (12/1/20)	19	at Rutgers (1-15-21)
• Field Goal Attempts	70	IOWA (2/18/21)	52	2x; MR PENN STATE (2/2/21)
• Field Goal Percentage	.557 (34-61)	GREEN BAY (12/1/20)	.300 (21-70)	IOWA (2/18/21)
• 3-Point Field Goals Made	16	LOUISVILLE (12/19/20)	4	at Illinois (2/6/21)
• 3-Point Field Goal Attempts	34	IOWA (2/18/21)	15	MINNESOTA (12/31/20)
• 3-Point Field Goal Pct. (min. 10 att.)	.640 (16-25)	LOUISVILLE (12/19/20)	.167 (4-24)	at Illinois (2/6/21)
• Free Throws Made	26	RHODE ISLAND (12/9/20)	5	3x; MR at Michigan (1/12/21)
• Free Throw Attempts	36	RHODE ISLAND (12/9/20)	6	2x; MR at Michigan (1/12/21)
• Free Throw Pct. (min. 12 att.)	1.000 (15-15)	NEBRASKA (12/22/20)	.533 (8-15)	MARYLAND (12/28/20)
• Offensive Rebounds	17	IOWA (2/18/21)	2	at Illinois (2/6/21)
• Defensive Rebounds	36	GREEN BAY (12/1/20)	17	at Illinois (2/6/21)
• Total Rebounds	45	GREEN BAY (12/1/20)	19	at Illinois (2/6/21)
• Assists	22	LOUISVILLE (12/19/20)	6	at Illinois (2/6/21)
• Blocked Shots	10	EASTERN ILLINOIS (11/25/20)	0	INDIANA (1/7/21)
• Steals	10	3x; MR at Illinois (2/6/21)	2	at Penn State (1/30/21)
• Turnovers	15	PENN STATE (2/2/21)	4	LOYOLA (12/15/20)
• Fouls	22	2x; MR RHODE ISLAND (12/9/20)	6	at Michigan (1/12/21)

## OPPONENTS

### HIGH

### LOW

• Points	81	at Penn State (1/30/21)	42	GREEN BAY (12/1/20)
• First-Half Points	42	at Michigan St (12/25/20)	12	GREEN BAY (12/1/20)
• Second-Half Points	50	at Penn State (1/30/21)	18	NORTHWESTERN (1/20/21)
• Field Goals Made	32	at Michigan (1/12/21)	16	GREEN BAY (12/1/20)
• Field Goal Attempts	67	at Rutgers (1-15-21)	47	LOUISVILLE (12/19/20)
• Field Goal Percentage	.528 (28-53)	at Illinois (2/6/21)	.281 (16-57)	GREEN BAY (12/1/20)
• 3-Point Field Goals Made	12	IOWA (2/18/21)	2	at Rutgers (1-15-21)
• 3-Point Field Goal Attempts	31	MINNESOTA (12/31/20)	11	at Michigan St (12/25/20)
• 3-Point Field Goal Pct. (min. 10 att.)	.727 (8-11)	at Michigan St (12/25/20)	.176 (3-17)	GREEN BAY (12/1/20)
• Free Throws Made	20	at Marquette (12/4/20)	2	at Rutgers (1-15-21)
• Free Throw Attempts	28	at Marquette (12/4/20)	4	at Michigan (1/12/21)
• Free Throw Pct. (min. 10 att.)	1.000 (15-15)	EASTERN ILLINOIS (11/25/20)	.412 (7-17)	at Nebraska (2/10/21)
• Offensive Rebounds	20	at Rutgers (1-15-21)	2	INDIANA (1/7/21)
• Defensive Rebounds	35	at Illinois (2/6/21)	15	PENN STATE (2/2/21)
• Total Rebounds	50	at Rutgers (1-15-21)	25	GREEN BAY (12/1/20)
• Assists	23	at Michigan St (12/25/20)	4	RHODE ISLAND (12/9/20)
• Blocked Shots	9	at Michigan (1/12/21)	0	at Michigan St (12/25/20)
• Steals	8	at Illinois (2/6/21)	1	MINNESOTA (12/31/20)
• Turnovers	18	2x; MR at Illinois (2/6/21)	6	2x; MR MICHIGAN (2/14/21)
• Fouls	26	2x; MR at Michigan St (12/25/20)	9	at Michigan (1/12/21)

## MISCELLANEOUS

### HIGH

### SECOND-HIGHEST

• UW's Largest Deficit Overcome in Win	10 (19-9, 5:48 1H) NEBRASKA (12/22/20)	9 (51-42, 16:25 2H) at Michigan St (12/25/20)
• UW's Largest Deficit Overcome in Win (2nd Half/OT)	9 (51-42, 16:25 2H) at Michigan St (12/25/20)	6 (56-50, 5:25 2H) INDIANA (1/7/21)
• UW's Largest Lead Surrendered in Loss	14 (39-25, 0:27 1H) MICHIGAN (2/14/21)	8 (34-26, 15:49 2H) MARYLAND (12/28/20)
• UW's Largest Lead Surrendered in Loss (2nd Half/OT)	12 (39-27, 19:49 2H) MICHIGAN (2/14/21)	8 (34-26, 15:49 2H) MARYLAND (12/28/20)
• UW's Largest Halftime Lead	34 ARK.-PINE BLUFF (11/27/20)	26 LOUISVILLE (12/19/20)
• UW's Largest Halftime Deficit	5 (35-30) at Marquette (12/4/20)	--
• UW's Largest Lead	43 GREEN BAY (12/1/20)	42 LOUISVILLE (12/19/20)
• UW's Largest Deficit	40 (69-29, 10:43 2H) at Michigan (1/12/21)	18 (2x) MR (76-59, 1:06 2H) IOWA (2/18/21)

# INDIVIDUAL SUPERLATIVES

## WISCONSIN

### HIGH

### SECOND-HIGHEST

• Points	29	D'Mitrik Trice (at Michigan St - 12/25/20)	25	D'Mitrik Trice (MARYLAND - 12/28/20)
• Field Goals Made	9	D'Mitrik Trice (at Illinois - 2/6/21)	8	3x; MR Micah Potter (IOWA - 2/18/21)
• Field Goal Attempts	18	D'Mitrik Trice (at Illinois - 2/6/21)	15	4x; MR Micah Potter (IOWA - 2/18/21)
• Field Goal Pct. (min. 5 made)	.857 (6-7)	Jonathan Davis (PENN STATE - 2/2/21)	.833 (5-6)	Aleem Ford (at Michigan St - 12/25/20)
• 3-Point Field Goals Made	5	Brad Davison (IOWA - 2/18/21)	4	5x; MR Jonathan Davis (PENN STATE - 2/2/21)
• 3-Point Field Goal Attempts	9	Brad Davison (at Rutgers - 1-15-21)	8	3x; MR Brad Davison (IOWA - 2/18/21)
• 3-Point FG Pct. (min. 3 made)	1.000 (4-4)	Jonathan Davis (PENN STATE - 2/2/21)	1.000 (3-3)	Anderson & Trice (LOUISVILLE - 12/19/20)
• Free Throws Made	12	Brad Davison (RHODE ISLAND - 12/9/20)	11	D'Mitrik Trice (at Michigan St - 12/25/20)
• Free Throw Attempts	15	D'Mitrik Trice (at Michigan St - 12/25/20)	12	Brad Davison (RHODE ISLAND - 12/9/20)
• Free Throw Pct. (min. 5 made)	1.000 (12-12)	Brad Davison (RHODE ISLAND - 12/9/20)	1.000 (6-6)	Nate Reuvers (INDIANA - 1/7/21)
• Offensive Rebounds	6	Micah Potter (IOWA - 2/18/21)	4	2x; MR Micah Potter (at Maryland - 1/27/21)
• Total Rebounds	15	Tyler Wahl (GREEN BAY - 12/1/20)	12	Micah Potter (at Maryland - 1/27/21)
• Assists	9	D'Mitrik Trice (IOWA - 2/18/21)	8	D'Mitrik Trice (OHIO STATE - 1/23/21)
• Blocked Shots	5	Nate Reuvers (E. ILLINOIS - 11/25/20)	4	Aleem Ford (at Rutgers - 1-15-21)
• Steals	4	D'Mitrik Trice (at Illinois - 2/6/21)	3	7x; MR Brad Davison (at Nebraska - 2/10/21)
• Turnovers	6	Jonathan Davis (PENN STATE - 2/2/21)	4	2x; MR Micah Potter (at Illinois - 2/6/21)
• Fouls	5	5x; MR Jonathan Davis (IOWA - 2/18/21)	4	19x; MR Nate Reuvers (at Illinois - 2/6/21)

## OPPONENTS

### HIGH

### SECOND-HIGHEST

• Points	30	Luka Garza (IOWA - 2/18/21)	27	Joey Hauser (at Michigan St - 12/25/20)
• Field Goals Made	11	Luka Garza (IOWA - 2/18/21)	10	2x; MR Kofi Cockburn (at Illinois - 2/6/21)
• Field Goal Attempts	19	Luka Garza (IOWA - 2/18/21)	17	Shaun Doss Jr. (UAPB - 11/27/20)
• Field Goal Pct. (min. 5 made)	.778 (7-9)	Joey Hauser (at Michigan St - 12/25/20)	.769 (10-13)	Kofi Cockburn (at Illinois - 2/6/21)
• 3-Point Field Goals Made	5	Joe Wieskamp (IOWA - 2/18/21)	4	3x; MR Luka Garza (IOWA - 2/18/21)
• 3-Point Field Goal Attempts	10	Gabe Kalscheur (MINNESOTA - 12/31/20)	9	3x; MR Donta Scott (at Maryland - 1/27/21)
• 3-Point FG Pct. (min. 3 made)	1.000 (3-3)	2x; MR Myreon Jones (at Penn State - 1/30/21)	.833 (5-6)	Joe Wieskamp (IOWA - 2/18/21)
• Free Throws Made	10	Joey Hauser (at Michigan St - 12/25/20)	9	Ayo Dosunmu (at Illinois - 2/6/21)
• Free Throw Attempts	11	3x; MR Ayo Dosunmu (at Illinois - 2/6/21)	9	2x; MR Trey McGowens (NEBRASKA - 12/22/20)
• Free Throw Pct. (min. 6 made)	1.000 (6-6)	2x; MR Washington Jr. (OHIO STATE - 1/23/21)	.909 (10-11)	Joey Hauser (at Michigan St - 12/25/20)
• Offensive Rebounds	7	Myles Johnson (at Rutgers - 1-15-21)	5	2x; MR Hunter Dickinson (MICHIGAN - 2/14/21)
• Total Rebounds	15	Hunter Dickinson (MICHIGAN - 2/14/21)	14	Kofi Cockburn (at Illinois - 2/6/21)
• Assists	12	Ayo Dosunmu (at Illinois - 2/6/21)	7	2x; MR Marcus Carr (MINNESOTA - 12/31/20)
• Blocked Shots	5	Hunter Dickinson (MICHIGAN - 2/14/21)	3	9x; MR Donta Scott (at Maryland - 1/27/21)
• Steals	4	Franz Wagner (at Michigan - 1/12/21)	3	4x; MR Myles Johnson (at Rutgers - 1-15-21)
• Turnovers	7	4x; MR Ayo Dosunmu (at Illinois - 2/6/21)	5	Teddy Allen (at Nebraska - 2/10/21)
• Fouls	5	7x; MR Eduardo Andre (at Nebraska - 2/10/21)	4	17x; MR Teddy Allen (at Nebraska - 2/10/21)

# THE LAST TIME WISCONSIN...

## Wisconsin Team

**UW ranked No. 1 in AP Top 25:** Feb. 21, 2007  
**UW ranked in AP Top 25:** No. 21 (2/15/21)  
**UW ranked in USA Today Coaches Poll:** No. 21 (2/15/21)  
**Played AP No. 1-ranked opponent:** Win vs. Villanova, 65-62 (3/18/17)  
**Defeated AP No. 1-ranked opponent:** Villanova, 65-62 (3/18/17)  
**Played AP No. 2-ranked opponent:** Win vs. Michigan, 64-54 (1/19/19)  
**Defeated opponent ranked 3-10 by AP:** No. 5 Ohio State, 61-57 (1/3/20)  
**Defeated opponent ranked 11-25 by AP:** No. 21 Minnesota, 71-59 (12/31/20)  
**Defeated AP Top 25 opponent on the road:** No. 12 Michigan State, 85-76 (12/25/20)

## Scoring

**Scored 20 or more points:** 23, Micah Potter vs. Iowa (2/18/21)  
**Scored 30 or more points:** 30, Brad Davison at Nebraska (2/15/20)  
**Scored 40 or more points:** 43, Frank Kaminsky vs. North Dakota (11/19/13)  
**Two or more Badgers scored 30 points, same game:** Joe Franklin (31) and Chuck Nagle (30) vs. Purdue (3/2/68) — only other time this happened in school history was Jack Brens (31) and Ken Siebel (31) vs. Utah (12/28/62)  
**Two or more Badgers scored 20 points, same game:** D'Mitrik Trice and Nate Reuvers (22) vs. Milwaukee (12/21/19)  
**Three or more Badgers scored 20 points, same game:** Jon Leuer (24), Josh Gasser (21), Jordan Taylor (20), vs. PVAMU (11/14/10)  
**Scored 20 points in one half:** Brad Davison (23 in 2nd) vs. Michigan State (2/25/18)  
**Scored 20 points/two straight games:** D'Mitrik Trice (21 vs. Indiana, 1/7/21 and 20 at Michigan, 1/12/21)  
**Scored 20 points/three straight games:** Ethan Happ (21 vs. Purdue, 2/15/18; 29 vs. Michigan, 2/11/18; 27 at Illinois, 2/8/18)  
**Scored 20 points/four straight games:** Jordan Taylor (28 vs. Indiana, 1/20/11; 22 vs. Illinois, 1/15/11; 21 at Michigan State, 1/11/11; 20 vs. Michigan, 1/5/11)  
**Scored 30 points/two straight games:** Michael Finley (30 at Michigan, 1/29/94; 32 vs. Michigan State, 2/2/94)  
**No Badger scored in double figures:** vs. Marquette (12/8/12)  
**One Badger scored in double figures:** 15, Ethan Happ at Purdue (1/16/18)  
**Four players scored in double figures:** Aleem Ford (13), D'Mitrik Trice (12), Nate Reuvers (11), Micah Potter (11) vs. Ohio State (1/23/21)  
**Five players scored in double figures:** Micah Potter (14), Aleem Ford (13), Nate Reuvers (13), Tyler Wahl (11), Brad Davison (10) vs. Green Bay (12/1/20)  
**Six players scored in double figures:** Reuvers (19), Davison (15), Ford (12), King (12), Trice (11), Pritzl (10) vs. Green Bay (11/21/19)  
**UW Scored 70 or more points:** 72, vs. Penn State (2/2/21)  
**UW Scored 80 or more points:** 80, vs. Indiana (1/7/21)  
**UW Scored 90 or more points:** 92, vs. Arkansas-Pine Bluff (11/27/20)  
**UW Scored 100 or more points:** 101, vs. Savannah State (12/13/18)

## Field Goal Shooting

**Shot 90 percent or better (min. 10 att.):** .900 (9-10), Carlton McGee vs. Michigan (2/26/92)  
**UW shot 50 percent or better:** .508, vs. Minnesota (12/31/20)  
**UW shot 60 percent or better:** .603, vs. Houston Baptist (11/17/18)  
**UW shot 70 percent or better:** .744, vs. Army (12/30/79)  
**UW made 30 or more field goals:** 30, vs. Minnesota (12/31/20)  
**UW made 40 or more field goals:** 42, vs. Iowa (3/9/94)  
**UW made 50 or more field goals:** Has not happened  
**UW attempted 60 or more field goals:** 70, vs. Iowa (2/18/21)  
**UW attempted 70 or more field goals:** 70, vs. Iowa (2/18/21)  
**UW attempted 80 or more field goals:** 83, vs. Northwestern (1/28/95)  
**UW attempted 100 or more field goals:** 102, vs. South Dakota (12/9/72)

## 3-Point Field Goal Shooting

**Made 5 or more 3-point field goals:** D'Mitrik Trice (5-6 3FG) at Michigan (2/27/20)  
**UW shot 40 percent or better (min. 8 att.):** .500 (9-18), vs. Penn State (2/2/21)  
**UW shot 50 percent or better (min. 8 att.):** .500 (9-18), vs. Penn State (2/2/21)  
**UW shot 60 percent or better (min. 8 att.):** .640 (16-25), vs. Louisville (12/19/20)  
**UW shot 70 percent or better (min. 8 att.):** .727, at Indiana (2/25/10)  
**UW shot 80 percent or better (min. 8 att.):** .889, vs. North Dakota St. (12/10/86)  
**UW shot 90 percent or better (min. 8 att.):** .900, at Illinois (1/25/97)  
**UW made 10 or more 3-point field goals:** 13, vs. Iowa (2/18/21)  
**UW made 15 or more 3-point field goals:** 16, vs. Louisville (12/19/20)  
**UW attempted 30 or more 3-point field goals:** 34, vs. Iowa (2/18/21)  
**UW attempted 40 or more 3-point field goals:** 40, vs. Temple (12/3/01)

## Double-Double / Triple-Double

**Had a triple-double:** Ethan Happ (13 pts, 12 reb, 11 ast) vs. Northwestern (1/26/19)  
**Had a double-double (Pts/Reb):** Micah Potter (23 pts, 11 reb) vs. Iowa (2/18/21)  
**Had a double-double (Pts/Ast):** Ethan Happ (10 p, 11 r, 12a) vs. Coppin St. (11/6/18)  
**Had a double-double (Ast/Reb):** Ethan Happ (10p, 11r, 12a) vs. Coppin St. (11/6/18)  
**Had a double-double in consecutive games:** Happ & Iverson, Two Straight (3/7 - 3/10)  
**Two with double-double:** Potter (24 p, 13 r) & Davison (11 p, 13 r) at Penn State (1/11/20)

## Free Throw Shooting

**Perfect at the FT line (min. 10 att.):** 10-10, Brad Davison vs. Illinois (1/19/18)  
**UW shot 80 percent or better (min. 12 att.):** .813 (13-16), vs. Penn State (2/2/21)  
**UW shot 90 percent or better (min. 12 att.):** 1.000 (15-15), vs. Nebraska (12/22/20)  
**UW shot 100 percent (min. 12 att.):** 15-15, vs. Nebraska (12/22/20)  
**UW made 20 or more free throws:** 23, at Michigan State (12/25/20)  
**UW made 30 or more free throws:** 30, vs. Minnesota (2/13/14)  
**UW made 40 or more free throws:** 40, vs. Minnesota (1/12/53)  
**UW attempted 30 or more free throws:** 30, at Michigan State (12/25/20)  
**UW attempted 40 or more free throws:** 42, at Illinois (2/3/13)  
**UW attempted 50 or more free throws:** 50, at Indiana (2/12/62)  
**UW attempted 60 or more free throws:** 61, at Michigan (2/21/53)

## Rebounds

**Had 10+ rebounds:** 11, Micah Potter vs. Iowa (2/18/21)  
**Had 15+ rebounds:** 15, Tyler Wahl vs. Green Bay (12/1/20)  
**Had 20+ rebounds:** 25, Joe Chrmelich vs. St. Mary's (12/2/76)  
**Had 30+ rebounds:** 30, Paul Morrow vs. Purdue (1/3/53)  
**Had 10+ reb. in consecutive games:** Happ & Iverson, Two Straight (3/7 - 3/10)  
**UW had 40+ rebounds:** 40, vs. Nebraska (12/22/20)  
**UW had 50+ rebounds:** 53, vs. Florida A&M (12/23/16)

## Assists

**Had 10 or more assists:** 11, Ethan Happ vs. Northwestern (1/26/19)  
**Had 15 or more assists:** Has not happened  
**UW had 20 or more assists:** 22, vs. Louisville (12/19/20)  
**UW had 30 or more assists:** 30, vs. Iowa (3/9/94)

## Blocked Shots

**Had 5 or more blocked shots:** 9 Nate Reuvers vs. Eastern Illinois (11/8/19)  
**Had 10 or more blocked shots:** Has not happened  
**UW had 10 or more blocked shots:** 10 vs. Eastern Illinois (11/25/20)  
**UW had 15 or more blocked shots:** Has not happened

## Steals

**Had 5 or more steals:** 5, Ethan Happ vs. Maryland (2/19/17)  
**Had 10 or more steals:** 10, Mike Kelley vs. Texas (12/7/99)  
**UW had 10 or more steals:** 10, at Rutgers (1/15/21)  
**UW had 15 or more steals:** 16, (2x) MR vs. California (12/2/12)

## Turnovers

**UW had 1 or fewer turnovers:** 1, vs. Iowa (1/20/15)  
**UW had 5 or fewer turnovers:** 4, vs. Loyola (12/15/20)  
**UW had 0 turnovers in a half:** 0 in 1H, vs. Arkansas-Pine Bluff (11/27/20)  
**Opponent committed 15 or more turnovers:** 18, at Illinois (2/6/21)  
**Opponent committed 20 or more turnovers:** 22, at Nebraska (2/9/17)

## Overtime

**Won a game in overtime:** 2OT vs. Indiana (80-73), 1/7/21  
**Lost a game in overtime:** vs. Saint Mary's (65-63), 11/5/19  
**Played a 2-overtime game:** win vs. Indiana (80-73), 1/7/21  
**Played a 3-overtime game:** loss vs. Indiana (85-86), 2/16/87  
**Played in consecutive OT games:** (3) vs. Iowa (2/6/13), vs. Mich. (2/9/13), at Minn. (2/14/13)

## Miscellaneous

**Hit a buzzer beater:** vs. Xavier, 3/20/16 (Bronson Koenig hits 3PT in corner, UW 66-63)  
**Won after trailing by at least 10 pts in second half:** 12 vs. NC State, 11/27/18 (down 41-29, 19:01 remaining - won 79-75)  
**Won after trailing by at least 15 pts in second half:** 15 vs. Ohio State, 2/12/11 (down 47-32, 13:21 remaining - won 71-67)  
**UW scored 10 straight points or more:** 12-0 (00:12 1H - 16:17 2H) vs. Penn State (2/2/21)  
**UW scored 15 straight points or more:** 16-0 (17:52 - 9:08 1H) vs. Louisville (12/19/20)  
**UW held opp. scoreless 5:00 or longer:** 6:02 (16:08 - 10:06 1H) at Maryland (1/27/21)  
**UW held opp. scoreless for 8:00 or longer:** 9:08 (17:52 - 8:44 1H) vs. Louisville (12/19/20)