



BASKETBALL

2021-22 GAME NOTES

J.D. CAMPBELL • ASSOCIATE AD (MBB CONTACT)

JC56@INDIANA.EDU • 812-322-1437 • TWITTER/INSTAGRAM: @JDCAMZIST

2021-22 SCHEDULE

DATE	OPPONENT	TIME (ET)	TV/SCORE
N. 9	Eastern Michigan	6 p.m.	W, 68-62
N. 12	Northern Illinois	7 p.m.	W, 85-49
N. 17	St. John's^	9 p.m.	W, 76-74
N. 21	Louisiana	7:30 p.m.	W, 76-44
N. 23	Jackson State	7 p.m.	W, 70-35
N. 27	Marshall	7 p.m.	W, 90-79
N. 30	at Syracuse@	7 p.m.	L, 110-112 (2OT)
D. 4	Nebraska+	Noon	W, 68-55
D. 8	at #22/17 Wisconsin+	7 p.m.	BTN
D. 12	Merrimack	Noon	BTN
D. 18	vs. Notre Dame%	2:30 p.m.	FOX
D. 22	Northern Kentucky	7 p.m.	BTN
D. 29	UNC Asheville	7 p.m.	BTN
J. 2	at Penn State+	4 p.m.	BTN
J. 6	Ohio State+	7 p.m.	FS1
J. 9	Minnesota+	Noon	FS1
J. 13	at Iowa+	9 p.m.	FS1
J. 17	at Nebraska+	6 p.m.	BTN
J. 20	Purdue+	7 p.m.	FS1
J. 23	Michigan+	Noon/2:30 p.m.	CBS
J. 26	Penn State+	8:30 p.m.	BTN
J. 29	at Maryland+	2:30 p.m.	FOX
F. 5	Illinois+	Noon	ESPN/2
F. 8	at Northwestern+	9 p.m.	BTN
F. 12	at Michigan State+	3:30 p.m.	FOX
F. 15	Wisconsin+	9 p.m.	ESPN/2
F. 19	at Ohio State+	Noon	ESPN
F. 24	Maryland+	7 p.m.	FS1
F. 27	at Minnesota+	6 p.m.	ESPN2/U
M. 2	Rutgers+	7 p.m.	BTN
M. 5	at Purdue+	Noon/2 p.m.	ESPN/2
M. 9-12	Big Ten Tournament!	TBD	TBD

Home games in **bold**

^ - Gavitt Game

@ - ACC/Big Ten Challenge

+ - Big Ten Conference Game

% - Crossroads Classic (Gainbridge Fieldhouse)

! - Big Ten Tournament (Gainbridge Fieldhouse)

UPCOMING MEDIA AVAILABILITY

DATE	OPPONENT	TIME	LOCATION
D. 11	Merrimack (players only)	TBA	Zoom
D. 17	Notre Dame	10:30 a.m./2 p.m.	Zoom

INSIDE INDIANA BASKETBALL WITH MIKE WOODSON

DATE	LOCATION	TIME
D. 13	Southern Stone Restaurant	7 p.m.



INDIANA (7-1) AT #22/17 WISCONSIN (7-1)

Wednesday, December 8 • 7 p.m. ET

Kohl Center (17,287) • Madison, Wis.

TV: BTN (Dave Revsine and Stephen Bardo)

Radio: IU Radio Network (Don Fischer, Errek Suhr, Joe Smith)

Series History: Indiana leads 96-78

Last Meeting: WIS 80, IU 73 (2OT) (Jan. 7, 2021 in Madison)

OPENING TIP

Indiana University begins its 122nd season of competition in men's basketball and will open the Big Ten road season in Madison when it faces Wisconsin. The Badgers have won 18-straight in the Kohl Center against IU with the Hoosiers looking for their first win in the facility since 1998. Last year, Wisconsin won 80-73 in 2OTs in Madison. IU won its Big Ten opener, 68-55, on Saturday against Nebraska, while Wisconsin won its fifth-straight game with an 89-76 triumph over Marquette at home on Saturday.

COACH MIKE WOODSON

IU Hall of Famer, All-American, Big Ten MVP and Indiana native **Mike Woodson** is the first Hoosier graduate to lead the program at the start of the season since Lou Watson in 1965. Woodson brings nine years of NBA head coaching experience (Atlanta Hawks and New York Knicks) back to his alma mater and worked for seven franchises as an assistant coach and won an NBA title in 2004 with the Detroit Pistons. He played 11 seasons in the NBA as a player and is the fifth all-time leading scorer in program history with 2,061 points. Wisconsin Coach **Greg Gard** is in his seventh year in Madison and is 126-71.

OFFENSE HEATING UP, BUT DEFENSE SETS THE TONE

IU leads the Big Ten in defensive field goal percentage (35.3%), is second in blocked shots (6.3) and fourth in 3-point FG defense (25.2%). The Hoosiers set a school record against Louisiana when they defended 25-straight Louisiana shots without a make. Offensively, IU is third in scoring (80.4) and second in FG percentage (49.6%). In the last five games, IU is averaging 82.8 points on 51.0% shooting from the floor and 43.9% accuracy from long range.

ALL-AMERICAN TRAYCE JACKSON-DAVIS

Jr./So. All-American forward **Trayce Jackson-Davis** is living up to his preseason accolades averaging 21.0 points (3rd in B1G), 8.6 rebounds (5th), shooting 64.4% from the floor (2nd) and contributing 3.5 blocked shots per game (1st; 5th nationally). **He had 31 points and 16 boards at Syracuse. He set a Simon Skjodt Assembly Hall record by scoring 43 points against Marshall, breaking the previous mark (42) set by Steve Alford against Michigan State. He made a career-high 18-of-24 field goal attempts. For his efforts, he was named National Player of the Week by Dick Vitale on ESPN.com.** The leading returning scorer in the Big Ten has been named a first-team 2021-22 Preseason All-American by the Associated Press, and selected to the watch list for the Karl Malone Watch, the NABC Player of the Year, Wooden Award and Naismith Award. The Big Ten Player of the Week on 11/15 has had three double-doubles this season and 25 in his career with IU posting a 19-6 record in those games. Jackson-Davis became the 54th player in school history to eclipse the 1,000-point mark against St. John's and now has scored 1,117 points as a Hoosier, rating 42nd all-time in IU lore, tying him with Victor Oladipo.

ODDS AND TRENDS

IU's starting lineup of Jackson-Davis (67), Sr./Jr.'s **Xavier Johnson** (89), **Miller Kopp** (82), **Parker Stewart** (82) and **Race Thompson** (35) have combined for 355 career Division I starts. Off the bench, Sr./Jr.'s **Michael Durr** (85) and **Rob Phinisee** (69) have started 154 games. Stewart leads the Big Ten in 3-point field goal percentage at 47.7%. Thompson had 11 points and 11 rebounds for his second consecutive and sixth career double-double. This was Thompson's third-straight game reaching double digits on the boards, and 10th career effort of 10 or more rebounds. He is second in the Big Ten in rebounding averaging 8.9 per game. Woodson won his first Big Ten game in his first try. His coach, Bob Knight, lost his first five conference games in 1971.



@INDIANAMBB



ROSTER

NUMERICAL

#	Name	Ht.	Wt.	Pos.	Yr./Elig.	Twitter	Instagram	Hometown/High School/Previous
0	Xavier Johnson	6-3	200	G	Sr./Jr.	@xavierjohnson	@thexavierj0	Woodbridge, Va./Bishop O'Connell/Pitt
1	Rob Phinisee	6-1	187	G+++	Sr./Jr.	@robphinisee1	@robphinisee1	Lafayette, Ind./McCutcheon
2	Michael Durr	7-0	250	C	Sr./Jr.	@mikeprobound	@mikeprobound	Atlanta, Ga./Victory Rock Prep/South Florida
3	Anthony Leal	6-5	210	G+	So./Fr.	@anthonyl3al	@anthonyl3al	Bloomington, Ind./South
4	Khristian Lander	6-2	185	G+	So./Fr.	@khristianlander	@khristianlander	Evansville, Ind./Reitz
5	Michael Shipp*	6-3	190	G++	Jr./So.	@michaelshipp04	@shipp_04	Cincinnati, Ohio/Archbishop Moeller
11	Shaan Burke*	6-3	185	G	Fr./Fr.	@BurkeShaan	@shaan.burke	San Diego, Calif./Vista
12	Miller Kopp	6-7	215	F	Sr./Jr.	@miller_kopp	@millerkopp	Houston, Texas/Houston Christian/Northwestern
14	Nathan Childress*	6-6	212	F++	Jr./So.	@nchildress13	@nate.chilly	Zionsville, Ind./Zionsville
15	Sebastien Scott*	6-2	185	G	So./Fr.	@sebastienrscott	@sebastien.scott	Danville, Calif./San Ramon Valley
22	Jordan Geronimo	6-6	220	F+	So./Fr.	@jordangeronimo2	@jordangeronimo22	Newark, N.J./St. Pauls N.H.
23	Trayce Jackson-Davis	6-9	245	F++	Jr./So.	@traycejackson	@trayce.jackson	Greenwood, Ind./Center Grove
25	Race Thompson	6-8	228	F+++	R-Sr./Jr.	@racethompson01	@race_thompson	Plymouth, Minn./Armstrong
32	Trey Galloway	6-5	210	G+	So./Fr.	@TreyGalloway32	@trey_galloway	Culver, Ind./Culver Academies
45	Parker Stewart	6-5	210	G	Grad/Jr.	@parkerstew	@_PSTEW	Union City, Tenn./Pitt/UT-Martin
51	Logan Duncomb	6-9	235	C	Fr./Fr.	@loganduncomb	@logan_duncomb	Cincinnati, Ohio/Archbishop Moeller
53	Tamar Bates	6-5	180	G	Fr./Fr.	@tbates_11	@tamarbates	Kansas City, Kan./IMG Academy

ALPHABETICAL

#	Name	Ht.	Wt.	Pos.	Yr./Elig.	Twitter	Instagram	Hometown/High School/Previous
53	Tamar Bates	6-5	180	G	Fr./Fr.	@tbates_11	@tamarbates	Kansas City, Kan./IMG Academy
11	Shaan Burke*	6-3	185	G	Fr./Fr.	@BurkeShaan	@shaan.burke	San Diego, Calif./Vista
14	Nathan Childress*	6-6	212	F++	Jr./So.	@nchildress13	@nate.chilly	Zionsville, Ind./Zionsville
51	Logan Duncomb	6-9	235	C	Fr./Fr.	@loganduncomb	@logan_duncomb	Cincinnati, Ohio/Archbishop Moeller
2	Michael Durr	7-0	250	C	Sr./Jr.	@mikeprobound	@mikeprobound	Atlanta, Ga./Victory Rock Prep/South Florida
32	Trey Galloway	6-5	210	G+	So./Fr.	@TreyGalloway32	@trey_galloway	Culver, Ind./Culver Academies
22	Jordan Geronimo	6-6	220	F+	So./Fr.	@jordangeronimo2	@jordangeronimo22	Newark, N.J./St. Pauls N.H.
23	Trayce Jackson-Davis	6-9	245	F++	Jr./So.	@traycejackson	@trayce.jackson	Greenwood, Ind./Center Grove
0	Xavier Johnson	6-3	200	G	Sr./Jr.	@xavierjohnson	@thexavierj0	Woodbridge, Va./Bishop O'Connell/Pitt
12	Miller Kopp	6-7	215	F	Sr./Jr.	@miller_kopp	@millerkopp	Houston, Texas/Houston Christian/Northwestern
4	Khristian Lander	6-2	185	G+	So./Fr.	@khristianlander	@khristianlander	Evansville, Ind./Reitz
3	Anthony Leal	6-5	210	G+	So./Fr.	@anthonyl3al	@anthonyl3al	Bloomington, Ind./South
1	Rob Phinisee	6-1	187	G+++	Sr./Jr.	@robphinisee1	@robphinisee1	Lafayette, Ind./McCutcheon
15	Sebastien Scott*	6-2	185	G	So./Fr.	@sebastienrscott	@sebastien.scott	Danville, Calif./San Ramon Valley
5	Michael Shipp*	6-3	190	G++	Jr./So.	@michaelshipp04	@shipp_04	Cincinnati, Ohio/Archbishop Moeller
45	Parker Stewart	6-5	210	G	Grad/Jr.	@_PSTEW	@parkerstew	Union City, Tenn./Pitt/UT-Martin
25	Race Thompson	6-8	228	F+++	R-Sr./Jr.	@racethompson01	@race_thompson	Plymouth, Minn./Armstrong

* Non-Scholarship | + Letters Earned

Pronunciation Guide

Phinisee - "FIN-ih-see"

Shaan - "Shawn"

Xavier - "Zavier"

Head Coach: Mike Woodson (First season - Indiana, '80)

Assistant Coach: Dane Fife (Third season - Indiana, '02)

Assistant Coach: Kenya Hunter (Second season - Duquesne, '96)

Assistant Coach: Yasir Rosemond (First season - Oregon, '03)

Athletic Trainer: Tim Garl (41st season - Alabama '78)

Director of Athletic Performance: Clif Marshall (Fifth season - Louisville, '05)

Director of Basketball Administration: Armond Hill (First season - Princeton, '05)

Team and Recruiting Coordinator: Brian Walsh (Fifth season - Akron, '13)

Director of Basketball Operations: Benny Sander (Fifth season - Arizona, '15)

Team and Recruitment Analyst: Mike Stump (First season - Kentucky '17)

Graduate Manager: Isaac Green (First season - Indiana '21)

Graduate Manager: Jacob Herrs (First season - Wichita State '21)

Graduate Manager: Nick Russell (First season - SMU '14)



SERIES HISTORY

INDIANA LEADS 96-78

1/29/1910	W	13-11	Madison	1/16/54	W	90-74	Madison	2/6/86	W	78-69	Bloomington	3/10/17	L	60-70	Washington, DC
3/7/10	L	8-33	Bloomington	1/15/55	L	66-77	Madison	1/15/87	W	103-65	Bloomington	1/02/18	L	61-71	Madison
2/3/11	L	9-51	Madison	2/7/55	W	65-58	Bloomington	2/16/87	W	86-85***	Madison	2/26/19	W	75-73	Bloomington
3/10/11	W	21-18	Bloomington	1/7/56	W	75-71	Madison	1/14/88	W	55-53	Bloomington	12/7/19	L	64-84	Madison
2/16/12	L	10-49	Madison	2/13/56	L	67-69	Bloomington	2/24/88	W	84-74	Madison	3/7/20	L	56-60	Bloomington
3/16/12	L	21-34	Bloomington	1/7/57	W	79-68	Bloomington	1/19/89	W	61-58	Madison	1/7/21	L	73-80*	Madison
2/13/13	L	19-30	Bloomington	2/23/57	W	85-74	Madison	3/9/89	W	75-64	Bloomington				
2/27/13	L	10-48	Madison	2/10/58	W	93-87	Madison	2/1/90	W	85-61	Bloomington				
1/12/14	L	15-59	Bloomington	3/7/59	W	91-71	Bloomington	2/3/90	W	70-68	Madison				
2/24/14	L	24-46	Madison	2/6/60	W	97-85	Madison	1/30/91	W	73-57	Bloomington				
1/9/15	L	18-39	Bloomington	2/13/60	W	91-71	Bloomington	3/2/91	W	74-61	Madison				
1/18/15	L	15-47	Madison	2/18/61	W	98-84	Madison	1/11/92	W	79-63	Madison				
3/6/17	L	13-29	Madison	3/6/61	W	80-69	Bloomington	3/12/92	W	66-41	Bloomington				
3/15/17	L	16-18	Bloomington	2/12/62	L	94-105	Bloomington	3/14/93	W	87-80	Madison				
2/24/19	L	16-29	Madison	2/25/63	L	96-102	Madison	3/12/94	W	78-65	Bloomington				
3/15/19	W	22-12	Bloomington	2/17/64	W	82-80**	Madison	1/7/95	W	73-70	Bloomington				
1/8/23	L	10-17	Bloomington	2/24/64	W	108-82	Bloomington	3/8/95	W	72-70	Madison				
3/12/23	L	17-35	Madison	2/20/65	W	100-87	Bloomington	1/10/96	W	81-55	Bloomington				
1/5/24	L	21-23	Bloomington	3/8/65	W	92-73	Madison	3/2/96	W	76-68	Madison				
1/14/24	L	27-28	Madison	2/7/66	L	78-79	Madison	1/4/97	L	58-71	Madison				
1/13/26	L	31-33	Madison	2/11/67	W	93-81	Bloomington	3/5/97	W	70-66	Bloomington				
3/9/26	W	35-20	Bloomington	2/10/68	L	83-95	Madison	1/25/98	W	69-59	Madison				
1/8/27	W	28-23	Madison	3/5/68	W	93-85	Bloomington	2/3/99	W	70-61	Bloomington				
2/26/27	W	31-23	Bloomington	2/4/69	W	65-63	Madison	1/5/00	W	71-67	Bloomington				
1/14/29	L	20-24	Madison	2/25/69	W	101-84	Bloomington	3/5/00	L	53-56	Madison				
2/16/29	L	25-27	Bloomington	2/17/70	W	89-77	Bloomington	1/4/01	L	46-49	Madison				
1/23/30	L	21-23*	Bloomington	3/1/71	L	87-94**	Madison	2/24/01	W	85-55	Bloomington				
3/8/30	L	23-34	Madison	1/15/72	L	64-66*	Bloomington	3/9/01	W	64-52	Chicago				
2/15/32	W	33-21	Bloomington	2/12/72	W	84-76*	Madison	2/13/02	L	63-64	Bloomington				
3/5/32	L	26-35	Madison	1/6/73	W	78-64	Madison	2/15/03	L	59-71	Madison				
1/14/33	L	37-38	Bloomington	2/24/73	W	57-55	Bloomington	1/6/04	L	45-79	Madison				
2/18/33	W	29-28*	Madison	1/12/74	W	52-51	Bloomington	3/9/04	L	52-70	Bloomington				
1/12/35	L	23-30	Bloomington	2/11/74	W	81-63	Madison	1/8/05	W	74-61	Bloomington				
2/16/35	L	27-37*	Madison	1/20/75	W	89-69	Madison	3/1/05	L	60-62	Madison				
1/20/36	W	26-24	Madison	2/17/75	W	93-58	Bloomington	2/8/06	L	54-72	Madison				
2/22/36	W	54-21	Bloomington	1/31/76	W	114-61	Bloomington	3/10/06	W	61-56	Indianapolis				
2/7/38	W	47-44	Bloomington	2/26/76	W	96-67	Madison	1/31/07	W	71-66	Bloomington				
2/28/38	L	32-34	Madison	1/15/77	W	79-64	Madison	1/31/08	L	49-62	Madison				
1/14/39	W	43-19	Bloomington	2/24/77	L	64-66	Bloomington	2/13/08	L	66-68	Bloomington				
2/15/40	W	40-34	Madison	1/14/78	L	65-78	Madison	2/19/09	L	51-68	Bloomington				
2/24/41#	L	30-38	Bloomington	2/23/78	W	58-54	Bloomington	3/8/09	L	61-85	Madison				
1/5/42	W	38-34	Bloomington	1/25/79	W	82-61	Bloomington	2/13/10	L	55-83	Madison				
1/24/42	L	36-42	Madison	2/17/79	W	68-62 *	Madison	2/25/10	L	46-78	Bloomington				
2/13/43	W	51-44	Madison	1/5/80	L	50-52	Madison	1/20/11	L	60-69	Madison				
2/15/43	L	53-57	Madison	2/28/80	W	61-52	Bloomington	3/3/11	L	66-77	Bloomington				
2/11/44	L	43-62	Bloomington	2/5/81	W	89-64	Bloomington	1/26/12	L	50-57	Madison				
2/12/44	L	31-52	Bloomington	2/14/81	W	59-52	Madison	3/9/12	L	71-79	Indianapolis				
1/11/47	L	49-70	Madison	1/28/82	W	62-56	Madison	1/15/13	L	59-64	Bloomington				
1/10/48	L	54-58	Bloomington	2/18/82	W	88-57	Bloomington	3/16/13	L	56-68	Chicago				
1/15/49	L	48-58	Madison	2/3/83	W	83-73	Bloomington	1/14/14	W	75-72	Bloomington				
1/7/50	W	61-59	Bloomington	2/12/83	W	75-56	Madison	2/25/14	L	69-58	Madison				
3/5/51	W	68-58	Bloomington	2/4/84	W	81-67	Madison	2/3/15	L	78-92	Madison				
2/23/52	W	63-48	Madison	2/9/84	W	74-64	Bloomington	1/5/16	W	59-58	Bloomington				
2/9/53	W	66-48	Bloomington	1/12/85	W	90-68	Bloomington	1/26/16	L	79-82*	Madison				
2/16/53	W	72-70	Madison	2/7/85	W	58-54	Madison	1/3/17	L	68-75	Bloomington				
1/4/54	W	70-67	Bloomington	1/11/86	W	80-69	Madison	2/5/17	L	60-65	Madison				

ACTIVE INDIANA PLAYERS CAREER VS. WISCONSIN

##	Player	gp-gs	min	avg	Total		3-Point		F-Throw		Rebounds				pf	dq	a	to	blk	stl	pts	avg
					fg-fga	fg%	3fg-fga	3fg%	ft-fga	ft%	off	def	tot	avg								
04	Trayce Jackson-Davis	3-3	106	35.3	15-30	.500	0-0	.000	8-11	.727	5	18	23	7.7	6	0	4	6	4	0	38	12.7
03	Anthony Leal	1-0	34	34.0	3-6	.500	3-6	.500	0-0	.000	0	1	1	1.0	4	0	1	1	1	0	9	9.0
10	Phinisee,Rob	3-2	112	37.3	9-25	.360	3-11	.273	4-6	.667	0	5	5	1.7	5	0	17	2	0	4	25	8.3
25	Thompson,Race	4-1	85	21.3	5-14	.357	0-1	.000	6-9	.667	5	22	27	6.8	9	0	0	3	2	2	16	4.0
22	Jordan Geronimo	1-0	6	6.0	0-1	.000	0-1	.000	0-0	.000	0	1	1	1.0	0	0	1	0	0	0	0	0.0
04	Khristian Lander	1-0	4	4.0	0-3	.000	0-1	.000	0-0	.000	0	0	0	0.0	0	0	1	0	0	1	0	0.0
32	Trey Galloway	1-1	13	13.0	0-1	.000	0-0	.000	0-0	.000	0	0	0	0.0	0	0	0	1	0	0	0	0.0

ACTIVE WISCONSIN PLAYERS CAREER VS. INDIANA

##	Player	gp-gs	min	avg	Total		3-Point		F-Throw		Rebounds				pf	dq	a	to	blk	stl	pts	avg
					fg-fga	fg%	3fg-fga	3fg%	ft-fga	ft%	off	def	tot	avg								
34	Davison, Brad	5-5	182	36.4	12-45	.267	8-22	.364	7-10	.700	2	13	15	3.0	12	0	8	6	0	8	39	7.8
05	Tyler Wahl	3-0	52	17.3	6-9	.667	2-2	1.000	4-6	.667	1	3	4	1.3	2	0	2	3	0	4	18	6.0
01	Jonathan Davis	1-0	41	41.0	2-11	.182	0-2	.000	2-2	1.000	1	7	8	8.0	1	0	0	0	0	3	6	6.0
04	Carter Higginbottom	1-0	1	1.0	0-0	.000	0-0	.000	0-0	.000	0	0	0	0.0	0	0	0	0	0	0	0	0.0



SIMON SKJODT ASSEMBLY HALL RECORDS

Points

43, Trayce Jackson-Davis vs. Marshall, 2021

42, Steve Alford vs. Michigan State, 1987

40, Ted Kitchel, vs. Illinois, 1981

Field Goals

18, Trayce Jackson-Davis vs. Marshall, 2021

Steve Downing vs. Illinois, 1973

IU All-Time Single Game Scoring

1.	56 Jimmy Rayl	Michigan State	2/23/63
	56 Jimmy Rayl	Minnesota	1/27/62
3.	48 Mike Woodson	at Illinois	3/3/79
4.	47 Steve Downing	Kentucky	12/11/71
	47 Don Schlundt	Ohio State	3/5/55
6.	47 Don Schlundt	Ohio State	1/18/54
7.	45 George McGinnis	Northern Illinois	2/1/71
8.	44 Jimmy Rayl	at Michigan State	1/5/63
	44 Jimmy Rayl	Wisconsin	2/12/62
10.	43 Trayce Jackson-Davis	Marshall	11/27/21
11.	42 Steve Alford	Michigan State	2/4/87
	42 Dick VanArsdale	vs. Notre Dame*	12/4/63
	42 Walt Bellamy	at Illinois	2/22/60
14.	41 Alan Henderson	at Michigan State	3/9/94
	41 Scott May	at Wisconsin	2/26/76
	41 Steve Downing	Illinois	2/12/73
	41 George McGinnis	San Jose State	12/29/70
	41 Jimmy Rayl	at DePaul	1/28/62
	41 Don Schlundt	SMU	12/13/54
	41 Don Schlundt	vs. Notre Dame**	3/14/53
21.	40 Ted Kitchel	Illinois	1/10/81

BOTH TEAMS OVER 100 POINTS

1. at Syracuse. L, 112-110 (2OT) – November 30, 2021.

2. vs Penn State. W, 110-102 (3OT) – February 1, 2017.
3. vs Northern Illinois. W, 113-112 – February 1, 1971.
4. at Notre Dame. W, 106-103 – December 15, 1970.
5. at Michigan State. L, 107-103 – January 11, 1964.
6. VS Notre Dame (Fort Wayne). W, 108-102 – December 4, 1963.
7. vs Illinois. W, 103-100 – February 16, 1963.
8. at Illinois. L, 104-101 – February 4, 1963.
9. vs Minnesota. W, 105-104 – January 27, 1962.
10. at Minnesota. L, 104-100 – January 8, 1962.

ALL-TIME OVERTIME GAMES (SINCE 1971)

1. at Syracuse. L, 112-110 (2OT) – November 30, 2021.

2. at Northwestern. W, 79-76 (OT) – February 10, 2021.
3. vs Illinois. L, 75-71 (OT) – February 2, 2021.
4. at Wisconsin. L, 80-73 (2OT) – January 7, 2021.
5. vs Penn State. W, 87-85 (OT) – December 30, 2020.
6. at Florida State. L, 69-67 (OT) – December 9, 2020.
7. vs Nebraska. W, 96-90 (OT) – December 13, 2019.
8. vs Wisconsin. W, 75-73 (2OT) – February 26, 2019.
9. at Iowa. L, 76-70 (OT) – February 22, 2019.
10. at Michigan State. W, 79-75 (OT) – February 2, 2019.
11. vs Ohio State. L, 80-78 (2OT) – February 23, 2018.
12. vs Notre Dame (Indianapolis). W, 80-77 (OT) – December 16, 2017.
13. at Iowa. L, 96-90 (OT) – February 21, 2017.
14. vs Penn State. W, 110-102 (3OT) – February 1, 2017.
15. at IPFW. L, 71-68 (OT) – November 22, 2016.
16. at Wisconsin. L, 82-79 (OT) – January 26, 2016.

17. vs Georgetown (New York City). L, 91-87 (OT) – December 27, 2014.
18. at Illinois. L, 83-80 (OT) – December 31, 2013.
19. vs Butler (Indianapolis). L, 88-86 (OT) – December 15, 2012.
20. VS Georgetown (Legends Classic- Brooklyn). W, 82-72 (OT) – November 20, 2012.
21. at Michigan State. L, 84-83 (OT) – January 30, 2011.
22. vs Northwestern. W, 88-80 (OT) – March 6, 2010.
23. vs Minnesota. W, 81-78 (OT) – January 17, 2010.
24. vs Michigan. L, 72-66 (OT) – January 7, 2009.
25. at Penn State. L, 68-64 (OT) – March 9, 2008.
26. at Illinois. W, 83-79 (2OT) – February 7, 2008.
27. vs Illinois (Chicago). L, 58-54 (OT) – March 9, 2007.
28. vs Michigan State. W, 78-74 (OT) – February 27, 2005.
29. at Purdue. W, 75-73 (OT) – January 15, 2005.
30. vs Iowa. L, 84-82 (OT) – February 7, 2004.
31. at Minnesota. W, 86-81 (OT) – January 24, 2004.
32. vs Xavier (Indianapolis). W, 80-77 (OT) – November 29, 2003.
33. vs Iowa. W, 91-88 (OT) – March 1, 2003.
34. vs Michigan State. L, 67-62 (OT) – February 8, 2003.
35. vs Maryland. W, 80-74 (OT) – December 3, 2002.
36. at Penn State. W, 85-78 (OT) – February 3, 2001.
37. at Minnesota. L, 78-74 (OT) – January 20, 2001.
38. vs Michigan State. W, 81-79 (OT) – February 26, 2000.
39. at Michigan State. L, 77-71 (OT) – January 11, 2000.
40. vs Notre Dame. W, 81-64 (OT) – November 30, 1999.
41. at Illinois. W, 70-64 (OT) – February 24, 1999.
42. at Northwestern. W, 69-62 (OT) – February 13, 1999.
43. vs Purdue. L, 86-81 (OT) – February 9, 1999.
44. at Penn State. W, 98-95 (2OT) – January 31, 1999.
45. at Minnesota. L, 90-83 (OT) – January 26, 1999.
46. vs Kentucky (Louisville). L, 70-61 (OT) – December 8, 1998.
47. at Notre Dame. W, 76-72 (OT) – December 1, 1998.
48. vs Oklahoma (Washington DC). W, 94-87 (OT) – March 12, 1998.
49. Purdue. L, 89-87 (OT) – February 18, 1997.
50. at Michigan. W, 84-81 (OT) – February 16, 1997.
51. vs Minnesota. L, 96-91 (OT) – January 8, 1997.
52. vs Butler. W, 89-84 (OT) – December 23, 1996.
53. at Notre Dame. L, 80-79 (OT) – November 29, 1994.
54. vs Ohio State. W, 87-83 (OT) – February 2, 1994.
55. at Purdue. L, 83-76 (OT) – January 18, 1994.
56. at Kansas. L, 86-83 (OT) – December 22, 1993.
57. at Ohio State. L, 81-77 (OT) – February 23, 1993.
58. at Penn State. W, 88-84 (2OT) – February 9, 1993.
59. vs Florida State. W, 81-78 (OT) – November 25, 1992.
60. vs Purdue. L, 81-79 (OT) – January 13, 1990.
61. at Wisconsin. W, 86-85 (3OT) – February 16, 1987.
62. vs Purdue. W, 71-70 (OT) – January 23, 1986.
63. vs Minnesota. W, 74-72 (OT) – February 11, 1984.
64. at Michigan State. W, 70-62 (OT) – January 19, 1984.
65. vs Illinois. W, 73-68 (OT) – January 11, 1984.
66. vs Kansas State. W, 56-53 (OT) – December 21, 1983.
67. at Minnesota. W, 56-53 (OT) – January 29, 1981.
68. at Michigan. L, 55-52 (OT) – January 15, 1981.
69. vs Ohio State. W, 76-73 (OT) – March 2, 1980.
70. vs Michigan. W, 63-61 (OT) – January 10, 1980.
71. at Wisconsin. W, 68-62 (OT) – February 17, 1979.
72. at Ohio State. L, 66-63 (OT) – January 27, 1979.
73. vs Kentucky. W, 68-67 (OT) – December 16, 1978.
74. vs Michigan. W, 72-67 (OT) – February 7, 1976.
75. vs Toledo (St. Louis). W, 73-72 (OT) – March 17, 1974.
76. at Wisconsin. W, 84-76 (OT) – February 12, 1972.
77. vs Wisconsin. L, 66-64 (OT) – January 15, 1972.
78. vs Kentucky (Louisville). 90-89 (2OT) – December 11, 1971.



EXPERIENCE MATTERS

Team Doctor **Larry Rink** (42 years) and Athletic Trainer **Tim Garl** (41 years) boast 83 combined years of service to the program.

Coach **Mike Woodson** (20 years) and Assistant AD for Basketball Administration **Armond Hill** (17 years) have a combined 37 years of coaching experience at the NBA level. Woodson won an NBA title with the 2004 Pistons and Hill was on the staff of the world champion 2009 Celtics.

FORMER NBA PLAYERS COACHING AT ALMA MATER

Mike Woodson | Indiana
Speedy Claxton | Hofstra
Hubert Davis | North Carolina
Patrick Ewing | Georgetown
Penny Hardaway | Memphis
Juwan Howard | Michigan
Aaron McKie | Temple

MORE ODDS AND TRENDS

Sr./Jr. **Xavier Johnson** has scored 1,235 career points in his time at Pitt and Indiana. He had a season-high 9 assists at Syracuse.

Jr./So. **Trayce Jackson-Davis** has averaged 28.0 points and 16.5 rebounds in the last two Big Ten/ACC Challenge games against Florida State and Syracuse.

R-Sr./Jr. **Race Thompson** had 17 points, 12 rebounds and a career-high 8 assists at Syracuse and played a career-high 45 minutes.

Sr./Jr. **Miller Kopp** played a career-high 48 minutes enroute to 28 points, 4 boards, 3 assists and 2 steals against the Orange.

Gr./Jr. **Parker Stewart** has made 18 of 33 triples in the last 5 games (54.5%) and is averaging 12.0 points in that time.

Freshman **Tamar Bates** scored a career-high 13 points against Nebraska, including 11 in the first half.

The Hoosiers shot 74.1% in the second half at Syracuse, their best effort in a half since shooting 80.8% in the second half in 2015 against Austin Peay.

The Hoosiers scored 55 points in the second half at Syracuse, the most since they scored 59 in the first half against Troy in 2019.

The 222 points scored combined by Indiana and Syracuse, was the second highest total in a game involving IU. The Hoosiers and Northern Illinois scored 225 in a 113-122 Indiana win in 1971.

IU has faced deficits of 12 (Marshall), 18 (at Syracuse) and 10 (Nebraska) and has 2 winds and a double OT loss in that span.

HOOSIERS SIGN 3 TO NATIONAL LETTERS OF INTENT

Indiana University men's basketball coach **Mike Woodson** has announced the signing of three players to national letters of intent to play basketball and attend Indiana University beginning in the fall of 2022. The first-year head coach and his staff welcome 6-8 forward **Kaleb Banks** (Fayetteville, Ga./Fayette County), 6-5 guard **C.J. Gunn** (Indianapolis/Lawrence North) and 6-5 guard **Jalen Hood-Schifino** (Charlotte, N.C./Montverde Academy (FL)) to IU.

The recruiting class is ranked 16th in the country by 247Sports and 22nd by Rivals.com.

Mike Woodson on the Recruiting Class:

"I'm very excited to have these young men join our program and to have the opportunity to attend what I feel is the greatest University in the country. As a group, we are bringing in versatile players who have a great work ethic and tremendous attitudes. We believe they will continue to get better and improve themselves not only as players but as people as well. They have been well-coached and want to be challenged. They will fit right in with who we have in the program and are excited to be a part of something special here at Indiana. I think our coaching staff has done an outstanding job of identifying players who can thrive in our environment athletically, socially, and academically and we welcome them and their families to Hoosier Nation."

Kaleb Banks

F 6-8 215

Fayetteville, Ga. (Fayette County)

Ranked #81: ESPN, #95: 247, #121: Rivals.com
Was integral part of Class 4A State runner-up team under coach Andre Flynn... averaged 23.5 points and 8.5 rebounds per game as a junior... hit 40 three-pointers and shot 63% from the field overall... won Region 5-AAAA player of the year... named First Team All-State in Class 4A... played AAU in the off-season for coach Greg Robinson of the Atlanta Celtics... son of Kendra Banks.

Woodson on Banks:

"Kaleb is someone who continues to improve his game and has a tremendous future in basketball. He is a very versatile player both offensively and defensively. His ability to score the basketball and create for him and his teammates is something that was very attractive to our staff. He is a tough-minded player who plays with great confidence and will be an impactful part of our program. I love the way he carries himself and shows his love for what he does."

C.J. Gunn

G 6-5 175

Indianapolis, Ind. (Lawrence North)

Ranked #130: 247

Helped lead Lawrence North to an Indiana Class 4A state runner-up appearance in 2021 under legendary coach Jack Keefer... averaged 13.9 points, 4.6 rebounds, 1.7 assists per game as a junior ... shot 38% from long distance... had 33 points and made a school-record nine three-pointers in a game against Ft. Wayne Snider... named an Indiana Junior All-Star and to the Indiana Basketball Coaches Association Underclass All-State Supreme 15 ... played AAU for Spiece Indy Heat under coach Ryan Owens prior to his senior season... son of Christopher and Linda Gunn.

Woodson on Gunn:

"C.J. is a local kid who has tremendous love for Indiana University. He's loyal and dedicated and will bring size and athleticism to the wing position. He comes from a very respected and winning high school program in Indiana and will be able to help us with his ability to play multiple positions. I think he, like the others, will have a real opportunity to grow and improve in our system. We can't wait to have the opportunity to work with him when he gets to campus."

Jalen Hood-Schifino

G 6-5 210

Charlotte, N.C. (Montverde Academy)

Ranked: #20: Rivals.com, #24: 247 and ESPN
A five-star recruit who plays for prestigious Montverde Academy in Montverde, Fla. for coach Kevin Boyle... team won the 2021 Geico High School National Title... five of his teammates also are signing Division I letters of intent... played for coach Norton Hurd IV and Team Thad, an AAU program founded by NBA player Thaddeus Young, in the off-season... son of Adrienne "Angel" Hood-Schifino.

Woodson on Hood-Schifino:

"Jalen has a presence about himself that makes you take notice. As a staff we loved watching him play. He displays great maturity and is a team-first guy who makes others around him better, a pure winner. He has great size for his position and is a powerful guard that plays with force. Jalen will be able to help our ball club in a variety of ways. He's a guard that can score on all 3 levels, rebound the basketball, and has tremendous defensive awareness. Like the others, we are anxious for Jalen to get to campus."

GAME NOTES

KEY STAFF FOR THE HOOSIERS

Dane Fife, Assistant Coach

Rejoins Indiana after spending 10 seasons under Tom Izzo at Michigan State... was the head coach at IPFW for six seasons... played four seasons at IU for Bob Knight and Mike Davis from 1999-02. Served on Hoosier staff for two more years.

Kenya Hunter, Assistant Coach

Enters year two with the Hoosiers after working the previous two years at UConn... also coached five seasons at Nebraska (2013-18) and was on staff at NC State.

Yasir Rosemond, Assistant Coach

Joins Indiana with 15 years of college basketball experience... worked two seasons under Avery Johnson at Alabama... coached at Georgia, Oregon, Samford and Seattle.

Armond Hill, Dir. of Basketball Admin.

Brings close to 50 years of experience as a player and coach at the highest levels... worked with Mike Woodson on the Los Angeles Clippers coaching staff from 2014-18... spent 15 seasons with Doc Rivers as a member of the coaching staffs of both the Boston Celtics (2004-13) and Los Angeles Clippers (2013-20).

Clif Marshall, Dir. of Ath. Performance

Enters his fifth season... longtime trainer of professional athletes, most notably several NFL standouts.

Tim Garl, Athletic Trainer

Enters 41st year in the program... training room is named in his honor.

Dr. Larry Rink, Team Doctor

Enters 42nd year with the team. The Dr. Lawrence D. Rink Center for Sports Medicine and Technology is named in his honor in the Memorial Stadium South Endzone.

Brian Walsh, Team & Recruiting Coord.

Enters fifth year with the team.

Benny Sander, Dir. of Basketball Ops.

Enters fifth year with the team.

Mike Stumpf, Recruitment Analyst

Enters first year with the team.

Don Fischer, Radio Play by Play

Enters 49th year with the team... third longest tenured ppx announcer in college basketball.

J.D. Campbell, Assoc. AD/Communications

Enters 15th year with the team.

IU COACHING DEBUTS

1922	Leslie Mann (W, Indiana Dental, 28-12)
1924	Everett Dean (L, Indiana State, 28-24)
1938	Branch McCracken (W, Ball State, 54-28)
1965	Lou Watson (W, St. Joseph's, 76-62)
1971	Bob Knight (W, Ball State, 84-77)
2000	Mike Davis (W, Pepperdine, 80-68)
2006	Kelvin Sampson (W, Lafayette, 91-66)
2008	Tom Crean (W, NW State, 83-65)
2017	Archie Miller (L, Indiana State, 90-69)
2021	Mike Woodson (W, E. Michigan, 68-62)

RECENT IU MCDONALD'S ALL-AMERICANS

2007	Eric Gordon
2011	Cody Zeller
2012	Yogi Ferrell
2013	Noah Vonleh
2014	James Blackmon, Jr.
2015	Thomas Bryant
2018	Romeo Langford
2019	<u>Trayce Jackson-Davis</u>



HOOSIERS IN THE NBA

Eric Gordon - Houston Rockets
Victor Oladipo - Miami Heat
Cody Zeller - Portland Trail Blazers
Juwan Morgan - Maine Red Claws
Romeo Langford - Boston Celtics
OG Anunoby - Toronto Raptors
Thomas Bryant - Washington Wizards

IU IN THE NAISMITH HALL OF FAME

1960 Branch McCracken
1966 Everett Dean
1991 Bob Knight
1993 Walt Bellamy
2000 Isiah Thomas
2014 Bob Leonard
2017 George McGinnis

INSIDE IU BASKETBALL WITH MIKE WOODSON

Inside Indiana Basketball Radio Show With Mike Woodson Presented By CommunityCars.com will air on select Mondays throughout the season. The show can be heard statewide on the CareSource Radio Network from Learfield and will be broadcast live from the Southern Stone Restaurant which is located at 405 W Patterson Drive in Bloomington.

The 15 shows, which is hosted by legendary "Voice of the Hoosiers" Don Fischer, will include segments with Coach Woodson and a segment with a member of the staff. The show will also air on the program's Facebook account.

Inside Indiana Basketball Broadcast Dates

December 6, 13, 20, 27
January 3, 10, 24, 31
February 14, 21, 28
March 7





INDIANA ALL-TIME SCORING LIST

1.	Calbert Cheaney	2,613*	1990-93
2.	Steve Alford	2,438	1984-87
3.	Don Schlundt	2,192	1952-55
4.	A.J. Guyton	2,100	1997-00
5.	Mike Woodson	2,061	1977-80
6.	Kevin "Yogi" Ferrell	1,986	2012-16
7.	Alan Henderson	1,979	1992-95
8.	Damon Bailey	1,741	1991-94
9.	Kent Benson	1,740	1974-77
10.	Christian Watford	1,730	2010-13
11.	Eric Anderson	1,715	1989-92
12.	Brian Evans	1,701	1993-96
13.	Scott May	1,593	1974-76
14.	Greg Graham	1,590	1990-93
15.	Randy Wittman	1,549	1979-83
16.	Archie Dees	1,546	1956-58
17.	Bracey Wright	1,498	2003-05
18.	D.J. White	1,447	2004-08
19.	Walt Bellamy	1,441	1959-61
20.	Ray Tolbert	1,427	1978-81
21.	Robert Johnson	1,413	2014-18
22.	Kirk Haston	1,406	1999-01
23.	Jimmy Rayl	1,401	1961-63
24.	Juwan Morgan	1,374	2015-19
25.	Andrae Patterson	1,365	1995-98
26.	Uwe Blab	1,357	1982-85
27.	Verdell Jones III	1,347	2009-12
28.	Ted Kitchel	1,336	1979-83
29.	Jordan Hulls	1,318	2010-13
30.	Tom Bolyard	1,299	1961-63
31.	Joby Wright	1,272	1970-72
32.	Steve Green	1,265	1973-75
33.	Tom VanArsdale	1,252	1963-65
34.	Dick VanArsdale	1,240	1963-65
35.	James Blackmon Jr.	1,235	2015-17
36.	Steve Downing	1,220	1971-73
37.	Tom Coverdale	1,217	2000-03
38.	Jeff Newton	1,203	2000-03
39.	Quinn Buckner	1,195	1973-76
40.	Cody Zeller	1,157	2011-13
41.	Will Sheehy	1,120	2011-14
42.	Victor Oladipo	1,117	2010-13
	Trayce Jackson-Davis	1,117	2019-pr.
44.	Troy Williams	1,115	2013-16
45.	Marshall Strickland	1,106	2003-06
46.	Vernon Payne	1,101	1966-68
47.	Joe Cooke	1,099	1968-69
48.	Bob Leonard	1,098	1952-54
49.	Daryl Thomas	1,095	1984-87
50.	Rick Calloway	1,073	1986-88
51.	Jay Edwards	1,038	1988-89
52.	Aljami Durham	1,031	2017-21
53.	Butch Joyner	1,030	1966-68
54.	Jared Jeffries	1,008	2001-02
55.	Matt Nover	978	1990-93
56.	Isiah Thomas	968	1980-81
57.	Luke Recker	954	1998-99
	Devonte Green	954	2016-20
59.	John Ritter	925	1971-73
60.	Wayne Radford	922	1975-78

*Big Ten Record

MIKE WOODSON'S RECORD WHEN...

	AT IU	'21-'22
Controlling the tip	7-1	7-1
Scoring first	5-0	5-0
Leading at the half	6-0	6-0
Trailing at the half	1-1	1-1
Tied at the half	0-0	0-0
Leading with 5:00 left	7-0	7-0
Trailing with 5:00 left	0-1	0-1
Tied with 5:00 left	0-0	0-0
Overtime Games	0-1	0-1
Game decided by 1-5 points	1-1	1-1
Game decided by 6-10 points	1-0	1-0
Game decided by 11-15 points	2-0	2-0
Game decided by 16+ points	3-0	3-0
Vs. ranked opponents	0-0	0-0
Vs. unranked opponents	7-1	7-1
REBOUNDING		
Out-rebounds opponent	6-1	6-1
Out-rebounded by opponent	0-0	0-0
Rebounds are even	1-0	1-0
TURNOVERS		
Forces more turnovers	2-0	2-0
Commits more turnovers	4-1	4-1
Turnovers are even	1-0	1-0
FIELD GOALS		
Shoots 50% or better	3-1	3-1
Shoots between 40-49%	4-0	4-0
Shoots below 40%	0-0	0-0
THREE-POINTERS		
Shoots 50% or better	2-0	2-0
Shoots between 40-49%	1-1	1-1
Shoots below 40%	4-0	4-0
FREE THROW SHOOTING		
Shoots 70% or better	4-1	4-1
Shoots 60-69%	2-0	2-0
Shoots less than 60%	1-0	1-0
OFFENSE		
Scores less than 60 points	0-0	0-0
Scores 60-69 points	2-0	2-0
Scores 70-79 points	3-0	3-0
Scores 80+ points	2-0	2-0
DEFENSE		
Allows less than 60 points	4-0	4-0
Allows 60-69 points	1-0	1-0
Allows 70-79 points	2-0	2-0
Allows 80+ points	0-1	0-1
BENCH SCORING		
Bench out-scores opponent	4-1	4-1
Opponent bench scores more	3-0	3-0
Bench scoring is even	0-0	0-0
DOUBLE FIGURE SCORING		
0 in double figures	0-0	0-0
1 in double figures	0-0	0-0
2 in double figures	2-0	2-0
3 in double figures	4-0	4-0
4 in double figures	1-1	1-1
5+ in double figures	0-0	0-0
BY MONTH		
November	6-1	6-1
December	1-0	1-0
January	0-0	0-0
February	0-0	0-0
March	0-0	0-0
DAY OF THE WEEK		
Sunday	1-0	1-0
Monday	0-0	0-0
Tuesday	2-1	2-1
Wednesday	1-0	1-0
Thursday	0-0	0-0
Friday	1-0	1-0
Saturday	2-0	2-0

ASSOCIATED PRESS TOP 25 (Week 5)

RK	TEAM	REC	PTS
1	Purdue (61)	8-0	1525
2	Baylor	8-0	1421
3	Duke	7-1	1390
4	UCLA	8-1	1293
5	Gonzaga	7-2	1240
6	Villanova	6-2	1175
7	Texas	6-1	1101
8	Kansas	6-1	1068
9	Alabama	7-1	1029
10	Kentucky	6-1	972
11	Arizona	7-0	919
12	Arkansas	8-0	905
13	Tennessee	6-1	762
14	Houston	7-1	686
15	UConn	8-1	527
16	USC	8-0	510
17	Iowa State	8-0	499
18	Auburn	7-1	419
19	Michigan State	7-2	405
20	Florida	6-1	386
21	Ohio State	6-2	370
22	Wisconsin	7-1	338
23	Seton Hall	7-1	177
24	BYU	7-1	157
25	LSU	8-0	135

Others receiving votes: Colorado State 90, Xavier 78, **Illinois 71**, North Carolina 55, St. Bonaventure 37, Oklahoma 29, Memphis 14, **Iowa 12**, **Michigan 11**, San Francisco 10, Loyola Chicago 4, **INDIANA 3**, Texas Tech 2

USA TODAY COACHES POLL (Week 5)

RK	TEAM	REC	PTS
1	Purdue	8-0	797 (29)
2	Baylor	8-0	751 (3)
3	Duke	7-1	703
4	UCLA	8-1	648
5	Gonzaga	7-2	636
6	Villanova	6-2	588
7	Kansas	6-1	582
8	Arizona	7-0	545
9	Alabama	7-1	500
10	Arkansas	8-0	498
11	Texas	6-1	492
12	Kentucky	6-1	486
13	Houston	7-1	352
14	Tennessee	6-1	328
15	USC	8-0	315
16	Florida	6-1	261
17	Wisconsin	7-1	248
18	UConn	8-1	245
19	Iowa State	8-0	234
20	Michigan State	7-2	204
21	Auburn	7-1	199
22	Ohio State	6-2	158
23	BYU	7-1	121
24	LSU	8-0	94
25	Seton Hall	7-1	84

Others receiving votes: Colorado State 79, **Illinois 41**, St. Bonaventure 34, Texas Tech 29, Xavier 24, San Francisco 21, **Michigan 18**, Memphis 15, Providence 13, **Iowa 13**, North Carolina 12, **INDIANA 10**, Oklahoma 7, **Minnesota 7**, Weber State 3, Wake Forest 2, Utah Valley 1, Wyoming 1, Loyola Chicago 1

2021-22 Opponents in BOLD



Freshman Tamar Bates came off the bench and scored 13 points, including 11 in the first half to help IU erase a 10-point deficit.



Senior/Junior Race Thompson is second in the Big Ten averaging 8.8 rebounds per game.

LAST TIME OUT...

Postgame Notes Indiana vs. Nebraska Dec. 4, 2021

- Indiana (7-1, 1-0) beat Nebraska (5-4, 0-1), 68-55, on Saturday afternoon at Simon Skjodt Assembly Hall for the Hoosiers' first Big Ten win of the season.
- Indiana is now 7-1 this season when winning the opening tip, 6-0 when leading at the half, and 5-0 when scoring first.
- From the field, Indiana shot 40.4% and had a 3-point field goal percentage of 36.4%.
- In the last four home games at Simon Skjodt Assembly Hall, Indiana has held its opponents to 15-of-77 (19.4%) shooting from 3-point range.
- Indiana's defense forced Nebraska to shoot 37.7% from the field and 22.7% from the 3-point line (5-of-22).
- In between the 17:03 mark in the first half to 6:00 in the second half, the Hoosier defense forced 14 straight 3-point attempts from Nebraska.
- Nebraska's offense was kept at bay, scoring 15 points under their season average of 79.9 points per game, entering today.
- Indiana took the lead at 4:12 in the first half, 23-20, and never lost it for the rest of the game.
- After trailing 16-6 to start, Indiana outscored Nebraska 62-39.
- IU's bench contributed 26 points in the game, including 18 of their 26 first half points.
- The Hoosiers outrebounded the Cornhuskers, 41-32.
- Junior/Sophomore Trayce Jackson-Davis led Indiana in scoring with 14 points on 5-of-11 shooting and had seven rebounds and four blocks.
- Jackson-Davis has now tied Victor Oladipo in all-time scoring in Indiana history with 1,117 career points. They are now tied for 42nd all-time in program history.
- Jackson-Davis has scored in double figures in 32 of his last 33 games, including 10 straight games dating back to last season.
- Jackson-Davis also has multiple blocks in every game this season and leads the Big Ten in total blocks averaging 3.73.
- Freshman Tamar Bates scored 13 points for a new career and season-high for his most points scored in a single game. Nine of Bates' points came on 3-point field goals.
- Redshirt Senior/Redshirt Junior Race Thompson had 11 points and 11 rebounds for his sixth career double-double. This was Thompson's third straight game reaching double digits on the boards.
- Redshirt Senior/Redshirt Junior Parker Stewart added nine points on 3-of-6 shooting from 3-point range. He leads the Big Ten shooting 47.7% from long distance (21-44).
- Senior/Junior Xavier Johnson provided eight points and six rebounds. Johnson was also 6-of-6 from the free throw line.
- Senior/Junior Rob Phinisee had five points, four rebounds, and three assists off the bench. Phinisee made his first 3-point field goal since the Northern Illinois game on Nov. 12.
- Sophomore/Freshman Anthony Leal hit his only shot attempt of the game, providing three points. For the season, Leal has shot 7-of-9 from the field, including going 4-of-6 from the 3-point line.
- Leal registered 12 minutes off the bench, his most minutes in a game this year.
- Sophomore/Freshman Jordan Geronimo had three points and two rebounds in five minutes of action.
- Senior/Junior Michael Durr scored two points on one field goal attempt as well as having two rebounds.
- Senior/Junior Miller Kopp registered three rebounds and three assists for the game.



EASTERN MICHIGAN - GAME 1

• Indiana (1-0) defeated Eastern Michigan (0-1) 68-62 on Nov. 9 at Simon Skjodt Assembly Hall.

• IU has now won 22 of its last 23 season openers. It moves to 75-12 all-time against the MAC.

• Trayce Jackson-Davis scored a game-high 21 points while tallying 14 rebounds and three blocks on Tuesday evening.

• This was TJD's 23rd career double-double. IU is now 18-5 when Jackson-Davis records a double-double in his career.

• The Preseason-All American moved into 55th all-time in career points with 970 points. He passes Isaiah Thomas on the all-time list.

• This was the 10th game of his career that Jackson-Davis scored at least 20 points and grabbed at least 10 rebounds.

• Xavier Johnson put up 14 points on 4-9 shooting in his first career game for IU. Johnson hit a team-high five free throws in his 25 minutes of action.

• Rob Phinisee added seven points over 26 minutes of play.

• Parker Stewart hit two three-point baskets in his first action in an IU uniform. He finished with six points over 27 minutes.

• Tamar Bates got his first run of play in his IU career. He tallied six points of the bench in 15 minutes of action.

• Jordan Geronimo registered four points and grabbed four rebounds across 15 minutes off the bench.

• Miller Kopp had three points and three rebounds in his IU debut.

• Race Thompson grabbed 10 rebounds and scored five points in a starting role.

• Trey Galloway scored two points and added two rebounds and an assist on Tuesday evening.

• The first basket of season came on a three from the arc by Parker Stewart.

• IU started the game on 10-0 run. The first Eastern Michigan points came at the 12:39 mark in the first half.

• After Eastern Michigan cut the lead to 12-10, IU went on a 9-0 run heading into the under-8 media timeout

• The 19 points Eastern Michigan scored in the first half was the fewest conceded by IU in a single half since the first half on November 25, 2020, against Tennessee Tech (19).

• IU's biggest lead of the game came at the 18:13 mark in the second half when IU went up 21 with a 40-19 advantage.

• Jackson-Davis scored 10-straight points for IU during a 6:45 span in the second half.

• Four bench players combined to score 19 points with Phinisee leading the way in reserve with seven.

• IU tallied 32 points in the paint, 10 of those coming off dunks.

• IU now leads 5-0 in the all-time series following the 68-62 win on Tuesday evening.

• The Hoosiers out-rebounded Eastern Michigan 43-42 while forcing 13 turnovers.

• This was head coach Mike Woodson's first career win as the coach of IU.

NORTHERN ILLINOIS - GAME 2

• Indiana (2-0) defeated Northern Illinois (1-1) 85-49 on Nov. 12 at Simon Skjodt Assembly Hall.

• Trayce Jackson-Davis poured in a team-high 19 points (17 in the first half) to go along with seven rebounds. He also tallied seven blocks, setting a new career mark in the process. TJD has now scored in double figures in 27 of his last 28 games.

• Xavier Johnson scored 13 points, all coming in the first half. He grabbed two rebounds and added two steals and three assists.

• Race Thompson added 12 points and 10 rebounds, his fourth career double-double and the first of this season. It was also the seventh time he's grabbed double-digit boards in his career.

• Rob Phinisee scored five points and added a rebound and assist as the first player off the bench in reserve.

• Tamar Bates hit a three-point and grabbed three boards in 20 minutes of work off the bench.

• Jordan Geronimo had six points, two rebounds and two assists.

• Miller Kopp grabbed two rebounds and totaled four points in 19 minutes of run.

• Trey Galloway played 23 minutes off the bench, scoring seven points and tallying two rebounds and three assists.

• Michael Durr grabbed his first bucket for IU. He checked in at the 10:23 mark in the first half, becoming the fifth Hoosier to make their team debut this week.

• Khristian Lander made his season debut and scored seven points.

• Anthony Leal also made his debut and tallied seven points and one rebound.

• Parker Stewart had two boards in 17 minutes of action.

• Logan Duncomb saw his first career minutes.

• IU went on a 12-0 run over a period of 4:25 in the latter stages of the first half (8:40-4:15).

• Johnson cracked into double-digit scoring in the first 16:35 of the ballgame. Jackson-Davis joined him in double digits right before the break.

• IU held Northern Illinois to just 5-of-21 shooting in the first half (23.8%). IU also forced the Huskies into 10 turnovers in the first interval.

• The 27-point halftime lead (47-20) was the most IU has led by at the break since leading by 29 (48-19) on November 25, 2020.

• Tonight's game marks back-to-back games where IU allowed fewer than 20 points in the opening half.

• The 47 points IU scored in the first half was the most its scored in any half since putting up 47 in the second half against Minnesota on February 17, 2021.

• Northern Illinois didn't score a basket in a stretch from the 4:15 mark in the first half to the 12:25 mark in the second half (11:50).

• The Huskies shot just 30.4% from the floor and only 18.2% from behind the line.

• IU outrebounded Northern Illinois 37-31 and forced the Huskies into 23 turnovers.

• The Hoosiers tallied 37 points off the bench.

• The largest lead of the night came at 41 points (85-44).

• This was IU's biggest margin of victory (36) since beating Troy 100-62 (38) on November 16, 2019.

• All 13 scholarship players saw action in IU's victory.

ST. JOHN'S - GAME 3

• Indiana (3-0) defeated St. John's (2-1) 76-74 on Nov. 17 at Simon Skjodt to move to 3-1 all-time in the Gavitt Games.

• Trayce Jackson-Davis paced the way for IU with 18 points and 10 rebounds to become the 54th player in program history to score 1,000 points.

• TJD recorded his 24th-career double-double. IU is now 19-5 all-time when he tallies a double-double. He has now scored in double figures in 28 of his last 29 games.

• Race Thompson tallied 15 points and picked up five boards and two assists.

• Miller Kopp poured in 12 points on 4-10 shooting from the floor to crack double digits for the first time in at IU.

• Xavier Johnson scored eight points and two rebounds.

• Tamar Bates scored a career-high 11 points on 5-of-10 shooting from the floor in a career-high 27 minutes.

• Jordan Geronimo tacked on seven points and five rebounds in just eight minutes of play.

• Parker Stewart hit a first-half three pointer.

• Khristian Lander tallied two points in reserve minutes.

• Rob Phinisee played 18 minutes and tallied two assists and a rebound.

• Trey Galloway played four minutes in the first half, while Michael Durr played three minutes.

• IU opened the game on a 12-7 run before a Montez Mathis three cut the lead down to two points heading into the under-16 timeout in the first half.

• St. John's was held scoreless for a 6:44 stretch in the middle of the first half. IU used that to its advantage, going up 18-10 until a made free throw by the Red Storm at the 7:43 mark in the first half

• The Red Storm's Montez Mathis was assessed a flagrant-two foul on after attempting to challenge Galloway on a breakaway layup. Kopp hit the ensuing two free throws and Bates scored on the possession awarded following the ejection of Mathis.

• The Hoosiers took a 39-27 lead into the break after shooting 51.6% from the field in the first half.

• IU held St. John's to just 33.3 shooting in the first half and 25.0% from behind the arc.

• After a goaltending call, St. John's cut the lead to just three with under 13 minutes to play in the game.

• With 8:49 in the game, the Red Storm came all the way back to tie the game.

• IU with a 7-0 run over 1:33 in the second half to take a seven-point lead at 63-56.

• Thompson's 14th and 15th points of the game on a runner through the lane gave IU the three-point lead with just 25 seconds left.

• St. John's came into the ballgame averaging 105 points but left with just 74 on the scoreboard.

• IU shot 52% on the evening and grabbed 36 points in the paint.

• The Hoosiers led for 37:49 minutes of the game and trailed for just 32 seconds.

• IU has now won six straight contests against teams currently a part of the Big East.



LOUISIANA - GAME 4

• The Hoosier Classic began Sunday evening as Indiana (4-0, 0-0) beat Louisiana (3-1, 0-0) 76-44 on Sunday evening at Simon Skjodt Assembly Hall.

• In the other matchup of the Hoosier Classic, Marshall defeated Jackson State 80-66.

• IU will take on Jackson State Tuesday night at 7:00 p.m. at Simon Skjodt Assembly Hall before meeting Marshall on Saturday night at 7:30 p.m.

• IU held Louisiana scoreless over multiple four-minute plus stretches during the first half. Louisiana had scoreless droughts of 4:00 and 4:44 as IU's defense intensified in the opening half.

• Louisiana succumbed to a 0-of-25 stretch from the field lasting 13:44 in the first half of play.

• The Hoosiers held Louisiana to 12% shooting (4-34) from the field and 10% (1-10) from behind the arc in the first half. The Ragin' Cajuns also turned the ball over eight times in the first interval.

• The 14 points conceded by IU in the first half ties the fewest the team has given up since March 2, 2013, against Iowa. It is the fewest outright the team has given up since Dec. 28, 1999, when it held Holy Cross to just 11 first-half points.

• Louisiana came into the game averaging 77.0 ppg. but could only muster 44 points in Bloomington.

• The Hoosiers led for 39:40 of the game. The score was tied for just 20 seconds and Louisiana never saw a lead in the ballgame.

• On the evening, Louisiana shot just 19%, the lowest shooting percentage by an opponent since at least 1996-1997.

• The 44 points Louisiana scored was the fewest IU has conceded since November 9, 2019, against Montana State (35).

• IU outrebounded Louisiana 47-37 and added 32 points off the bench.

• The Hoosiers shot 76.9% (10-13) from the free-throw line.

• Parker Stewart scored a team and game-high 16 points. He was 4-5 from behind the line.

• The 16 points he scored was his most ever in an IU jersey.

• Trayce Jackson-Davis poured in 11 points and grabbed seven boards.

• He has now scored in double figures in 29 of his last 30 games.

• Tamar Bates scored 10 points while adding three assists and two rebounds.

• He's now scored in double figures in back-to-back contests.

• Race Thompson tallied eight points and eight boards across 19 minutes of action.

• Miller Kopp had seven points including two-key threes. He also grabbed seven rebounds in 30 minutes of action.

• Khristian Lander tallied a season-high nine points, six assists and six rebounds. His rebounds and assists were career-high's.

• Those six assists and six rebounds are also both career highs.

• Anthony Leal tallied five points in seven minutes off the bench.

• Nathan Childress made his first appearance of the season. He hit his first-career basket and grabbed a career-high four rebounds.

• Jordan Geronimo added three points, six rebounds and an assist in a career-high 21 minutes.

• Xavier Johnson had two points, three rebounds and six assists.

• Michael Durr put up two points in 11 minutes.

JACKSON STATE - GAME 5

• Indiana (5-0, 0-0) won their second game of the Hoosier Classic, beating Jackson State (0-5, 0-0) 70-35 on Tuesday night at Simon Skjodt Assembly Hall.

• In the other matchup of the Hoosier Classic Tuesday night, Marshall beat Louisiana 93-79.

• IU will participate in its final game of the Hoosier Classic against Marshall on Saturday night at 7:00 p.m. at Simon Skjodt Assembly Hall.

• In its first two games of the Hoosier Classic against Jackson State and Louisiana, Indiana is holding opponents to 39.5 points per game and 19.8% shooting.

• Indiana has held opponents to 20 points or fewer in a half four of its five games this season.

• In its first half defense in the first five games, the Hoosiers have held opponents to shooting 21.5% from the floor, 21.2% from 3-point range, an average of 19.7 points, forced an average of 8.4 turnovers, and have blocked an average of 4.8 shots.

• Indiana holding Jackson State to 35 points was the least amount of points scored by an opponent since forcing Montana State to 35 points on November 9, 2018 season.

• Jackson State is averaging 56 points per game, IU's defense held JSU to 21 points under that.

IU is shooting 47.1% from long distance in the last 2 games. IU has made 16 of 34 triples.

• The Hoosiers led for 39:40 of the game against Jackson State. The only 20 seconds Indiana didn't lead, it was tied at 2-2.

• For the game, Jackson State shot just 20.7% from the field.

• Indiana shot 40% from the 3-point line, their second 3-point effort of the season.

• IU outrebounded Jackson State, 44-33.

• Indiana's bench scored 20 points.

• Xavier Johnson scored a team-high 14 points and grabbed seven rebounds. The 14 points tied his season-high for points scored in a game.

• Miller Kopp had 12 points and five rebounds. His 12 points tied his season-high for points scored in a game.

• Trayce Jackson-Davis had 11 points on 5-of-7 shooting from the field and had four blocks.

• He has scored in double figures in 30 of his last 31 games.

• Jackson-Davis also has multiple blocks in six straight games dating back to the 2020-2021 season.

• In 27 games last season, Jackson-Davis had 38 blocks. Through five games this season, he has 18.

• Junior Parker Stewart had nine points on three 3-pointers made.

• Jordan Geronimo had six points and a career-high eight rebounds.

• FTamar Bates added six points off the bench for the Hoosiers.

• Race Thompson contributed four points and five rebounds.

• Khristian Lander had three points and two assists in 17 minutes of play.

• Anthony Leal hit a 3-pointer to score in his second consecutive game.

• Michael Durr provided two points, had a career-high of 4 assists, and a season-high of five rebounds.

• Nathan Childress made his second appearance of the season off the bench.

MARSHALL - GAME 6

• Indiana (6-0, 0-0) defeated Marshall (4-2, 0-0) on Saturday night at Simon Skjodt Assembly Hall to win the Hoosier Classic.

• In the other matchup today of the Hoosier Classic, Jackson State defeated Louisiana 75-70.

• This was the first time IU scored 90 or more points in a regulation contest since it put up 100 against Troy on November 16, 2019.

• IU went on a 13-2 run over 2:50 in the first half. Marshall went on a 17-0 run to take a 34-22 lead with 6:00 to go in the first half.

• This is the second time this season that the Hoosiers have scored 40 or more points in the first half of play.

• The Hoosiers shot 58% from the floor and 53% from behind the arc. In the last 3 games, IU has shot 53.1% from the floor and 49.0% from long distance.

• IU led for 27:14 in the game and scored 50 points in the paint.

• The last time IU started a season 6-0 was in 2019-2020 when the Hoosiers started the campaign 8-0.

• With the win, Mike Woodson is now 6-0 in his first season in charge of IU. The last time a coach started 6-0 in his IU career was Branch McCracken in 1938-1939 when he started 7-0.

• Trayce Jackson-Davis poured in a career-high 43 points in the victory.

• His 43 points were the most ever scored in Assembly Hall. It was also the most points scored in a single game by an IU player since Mike Woodson scored 48 points on March 3rd, 1979. Steve Alford held the record of 42 which he established in 1987 against Michigan State. Ted Kitchel scored 40 at home against Illinois in 1981.

• In the process, he also set a career high for field goals made in a game with 18.

• This was the most field goals made by one IU player in a single game since Mike Woodson tallied 18 made baskets on March 3rd, 1979.

• Jackson-Davis has now scored in double figures in 31 of his last 32 games.

• His 22 first-half points is the most Jackson-Davis has scored in a single half in his IU career.

• This also his first 40-point game of his career.

• Jackson-Davis became the first player in the NCAA to score 40 points and tally five blocks and five rebounds in the same game since Chris Kaman (Central Michigan) in 2003.

• Xavier Johnson scored 20 points and grabbed seven rebounds and seven assists.

• His 20 points were the most he's tallied in his IU career.

• Race Thompson added eight points and grabbed a team-high 10 rebounds. He now has 8 career double-digit rebound efforts in his career and 3 this season.

• Tamar Bates tallied six points and one assist in 24 minutes of action off the bench.

• Parker Stewart also scored six points and grabbed seven rebounds.

• Miller Kopp put in five points and tallied two rebounds and two assists.

• Khristian Lander added two points off the bench.

• Jordan Geronimo played seven minutes.

• Michael Durr played three minutes.



SYRACUSE - GAME 7

• Indiana (6-1, 0-0) fell to Syracuse (4-3, 0-0) 112-110 in double-overtime on Tuesday night at the Carrier Dome.

• After Syracuse took a 15-5 lead to open the game, IU countered with an 11-5 run of its own heading into the under-12 media timeout in the first half.

• IU started the second half on a 17-5 run behind back-to-back threes from graduate/junior Parker Stewart.

• The Hoosiers took their first lead of the game at the 10:04 mark in the second half following a three-pointer from senior/junior Miller Kopp.

• IU outrebounded Syracuse 46-31 including 14-8 on offensive rebounds.

• The 110 points IU put up Tuesday were the most points IU has scored since scoring 110 against Penn State on February 1st, 2017.

• IU shot 55% from the field and 41% from three on the evening. The Hoosiers also hit 74% of their free throws.

• This double-overtime affair was IU's first since February 10, 2021, against Northwestern.

• The Hoosiers tallied 48 points in the paint.

• The 55 points scored in the second half was the most IUs scored in a single half since putting up 58 against Troy on November 16, 2019.

• IU shot 74.1% from the floor in the second half, the first time it has shot more than 70% in a half since December 22, 2018, against Jacksonville (72%).

• This was the first time IU has had three 20-point scorers in the same game (Jackson-Davis (31), Kopp (28) and Stewart (20)) since January 6, 2018, against Minnesota.

• Both Trayce Jackson-Davis and Race Thompson tallied double-doubles, the first time IU has had two players record double-doubles in the same game since Jan. 4, 2021.

• The 222 combined points scored marked the second-highest point total in an IU game, trailing only a 113-112 (225 total points) Hoosier victory over Northern Illinois on Feb. 1, 1971. The last time IU and its opponent both scored at least 100 points in a game was in a 110-102 triple OT win against Penn State in 2017.

• Jackson-Davis scored 31 points on 11-16 shooting and grabbed 16 rebounds.

• He becomes the first IU player since Juwan Morgan on December 16, 2017, to score 30 points and grab 10 rebounds in a single game.

• Jackson-Davis has now scored in double figures in 32 of his last 33 games. This was his 25th-career double-double.

• He is the first IU player since Eric Gordon on November 20 and 24, 2007 to score 30 points in consecutive games.

• Kopp scored a career-high 28 points while also going 4-9 from behind the arc. Kopp played a team-high 48 minutes.

• Parker Stewart hit six three-point shots enroute to a 20-point performance. Stewart is now 13-25 on three-point baskets in two career games at the Carrier Dome.

• Thompson was a force in the paint with 17 points and 12 rebounds. This was his fifth career double-double and ninth career double-digit rebounding effort.

• Xavier Johnson shelled out nine assists and scored four points in 26 minutes of play.

• Rob Phinisee scored two points while adding three rebounds and three assists.

• Khristian Lander added four points, an assist and a rebound off the bench, while freshman Tamar Bates scored two points in 14 minutes of action.

• Michael Durr scored two points off the bench, while Jordan Geronimo played four minutes in reserve.

50 YEARS OF SIMON SKJODT ASSEMBLY HALL

IU Athletics is set to celebrate the 50th birthday of its most iconic facility.

On Sept. 12, 1971, the doors opened for the first time at Simon Skjodt Assembly Hall, Indiana University's new \$26.6 million, 17,500-seat indoor arena. Originally designed to host athletic contests, concerts, conventions, and other large campus and community events, it welcomed many big names outside of athletics in its early days. Bob Hope, Bob Dylan, Elvis Presley, the Rolling Stones, the Eagles, and Elton John is just a sampling of the big-name entertainers that wowed crowds when the building was in its infancy. In more recent years The Dalai Lama, Barack Obama, Bill and Hillary Clinton, and John Mellencamp have filled the seats for events.

But for all the legendary performers, politicians, and dignitaries that set up stage in Simon Skjodt Assembly Hall, what the facility is best known for is serving as the home of Indiana Basketball for the last half century.

The facility's opening coincided with the arrival of legendary IU Men's Basketball Coach Bob Knight, and a nearly unequaled era of men's basketball dominance followed. Simon Skjodt Assembly Hall was home to three IU men's basketball NCAA Championship teams, 14 men's regular season Big Ten Championship teams, a 50-game winning streak from 1991-95 and a 35-game win streak from 1973-76.

For men's basketball, it has consistently attracted some of the nation's largest and loudest crowds, creating a home-court advantage and atmosphere that is second to none.

After a year away due to the COVID-19 pandemic, those large and loud crowds are set to return to Simon Skjodt Assembly Hall during the 2021-22 season. Throughout the course of the upcoming men's basketball season, fans will be treated to a birthday celebration of sorts, as many of the great moments from the last 50 years of basketball in the facility will be recognized.

Starting with Men's Basketball's Nov. 9 season opener against Eastern Michigan, IU Athletics will unveil its ranking of the top men's basketball games ever played at Simon Skjodt Assembly Hall. The game-by-game countdown, which is being sponsored by Indiana Kitchen, will culminate with the announcement of the No. 1 men's basketball game ever played in the building during the March 2, 2022, regular season home finale against Rutgers. A recap of each game, along with video and/or photos from the contest, will be played on the video board during each home contest. An expanded version of the account of the game, including commentary from former IU players who participated in the contest, will be released the following day on IU Men's Basketball's social media channels.

As each all-time great game is announced for the men's programs, the extended versions of the recaps will be available at a dedicated location: www.iuhoosiers.com/50years.





2021-22 SEASON STATS (ALL GAMES)

Game Records

Record	Overall	Home	Away	Neutral
ALL GAMES	7-1	7-0	0-1	0-0
CONFERENCE	1-0	1-0	0-0	0-0
NON-CONFERENCE	6-1	6-0	0-1	0-0

Score by Periods

Team	1st	2nd	OT	TOT
Indiana	293	328	22	643
Opponents	210	276	24	510

Team Box Score

No.	Player				Total		3-Point		F-Throw		Rebounds													
		GP-GS	MIN	AVG	FG-FGA	FG%	3FG-3FGA	3FG%	FT-FTA	FT%	OFF	DEF	TOT	AVG	PF	DQ	A	TO	BLK	STL	PTS	AVG		
23	JACKSON-DAVIS, Trayce	8-8	259:16	32.4	65-101	.644	0-1	.000	38-58	.655	16	53	69	8.6	11	0	15	19	30	6	168	21.0		
0	JOHNSON, Xavier	8-8	175:47	22.0	26-48	.542	5-10	.500	26-33	.788	3	27	30	3.8	25	1	32	18	1	10	83	10.4		
25	THOMPSON, Race	8-8	219:16	27.4	31-60	.517	2-13	.154	16-23	.696	16	55	71	8.9	15	0	20	20	7	11	80	10.0		
12	KOPP, Miller	8-8	209:46	26.2	22-57	.386	10-28	.357	17-18	.944	4	24	28	3.5	9	0	12	7	4	4	71	8.9		
45	STEWART, Parker	8-8	202:30	25.3	23-51	.451	21-44	.477	2-3	.667	0	18	18	2.3	22	1	4	6	0	5	69	8.6		
53	BATES, Tamar	8-0	170:55	21.4	21-45	.467	9-25	.360	6-8	.750	1	8	9	1.1	10	0	6	9	1	2	57	7.1		
4	LANDER, Khristian	6-0	74:03	12.3	9-20	.450	3-9	.333	6-8	.750	0	9	9	1.5	9	0	10	11	1	3	27	4.5		
3	LEAL, Anthony	4-0	37:01	9.3	7-9	.778	4-6	.667	0-0	.000	2	2	4	1.0	5	0	2	4	0	2	18	4.5		
1	PHINISEE, Rob	5-0	98:20	19.7	7-25	.280	3-13	.231	2-5	.400	2	8	10	2.0	11	1	11	9	0	3	19	3.8		
22	GERONIMO, Jordan	8-0	95:56	12.0	11-26	.423	2-8	.250	5-15	.333	10	18	28	3.5	14	0	3	11	2	4	29	3.6		
32	GALLOWAY, Trey	3-0	41:10	13.7	4-9	.444	1-4	.250	0-0	.000	0	5	5	1.7	6	0	4	3	1	1	9	3.0		
14	CHILDRESS, Nathan	2-0	07:06	3.6	1-1	1.000	1-1	1.000	0-0	.000	0	5	5	2.5	1	0	0	1	0	0	3	1.5		
2	DURR, Michael	7-0	54:58	7.9	3-11	.273	0-1	.000	4-4	1.000	2	7	9	1.3	7	0	6	7	3	0	10	1.4		
51	DUNCOMB, Logan	1-0	03:58	4.0	0-1	.000	0-0	.000	0-0	.000	1	1	2	2.0	0	0	1	1	0	0	0	0.0		
Team											16	15	31					6						
Total		8	1650		230-464	.496	61-163	.374	122-175	.697	73	255	328	41.0	145	3	126	132	50	51	643	80.4		
Opponents		8	1650		176-498	.353	48-172	.279	110-149	.738	79	187	266	33.3	157	3	76	111	24	72	510	63.8		

Team Statistics

	IND	OPP
Scoring	643	510
Points per game	80.4	63.8
Scoring margin	+16.6	-
Field goals-att	230-464	176-498
Field goal pct	.496	.353
3 point fg-att	61-163	48-172
3-point FG pct	.374	.279
3-pt FG made per game	7.6	6.0
Free throws-att	122-175	110-149
Free throw pct	.697	.738
F-Throws made per game	15.3	13.8
Rebounds	328	266
Rebounds per game	41.0	33.3
Rebounding margin	+7.8	-
Assists	126	76
Assists per game	15.8	9.5
Turnovers	132	111
Turnovers per game	16.5	13.9
Turnover margin	-2.6	-
Assist/turnover ratio	1.0	0.7
Steals	51	72
Steals per game	6.4	9.0
Blocks	50	24
Blocks per game	6.3	3.0
Winning streak	1	-
Home win streak	7	-
Attendance	103583	21330
Home games-Avg/Game	7-14798	1-21330
Neutral site-Avg/Game	-	0-0

Team Results

Date	Opponent		Score	Att.
11/09/2021	Eastern Mich.	W	68-62	17222
11/12/2021	Northern Ill.	W	85-49	17222
11/17/2021	St. John's (NY)	W	76-74	17222
11/21/2021	Louisiana	W	76-44	11407
11/23/2021	Jackson St.	W	70-35	10958
11/27/2021	Marshall	W	90-79	12330
11/30/2021	at Syracuse	Lot2	110-112	21330
12/04/2021	Nebraska	W	68-55	17222



2021-22 BOX SCORES



Official Basketball Box Score - Final
Jackson State at Indiana
 11/23/21 Simon Skjod Assembly Hall, Bloomington, Ind.
 2021-22 Men's Basketball

Game Time: 7:00 PM
 Game Duration: 1:56
 Attendance: 10,958

Officials: Brooks Wells, Brian McNitt, Chad Barlow

Jackson State - 35

Record: 0-5

NO.	Name	Min	FG	3P	FT	Rebounds	Fouls	TP	AS	TO	ST	Blocks	+/-
			M-A	M-A	M-A	OR DR TOT	PF FD					BS BA	
11	Jayveous McKinnis	F 32:17	0-5	0-0	6-6	1 9 10	2 3	6	0	1	2	4	0 -25
21	Chris Freeman	F 23:50	1-4	0-3	0-0	2 1 3	3 1	2	0	1	1	0 0	-33
2	Ken Evans	G 18:07	0-4	0-1	0-1	0 3 3	3 1	0	2	0	2	0 1	-13
3	Jonas James	G 20:33	0-3	0-1	0-0	0 1 1	4 3	0	4	0	0	0 1	-11
10	Dyllan Taylor	G 20:27	1-4	0-1	0-0	0 0 0	1 0	2	0	2	0	0 0	-31
22	Chance Moore	19:40	0-11	0-3	1-2	1 0 1	1 1	1	1	2	0	0 3	-31
0	Gabe Watson	19:16	6-13	2-7	0-0	0 0 0	3 1	14	0	2	0	0 0	-15
13	Isaiah Williams	18:11	0-8	0-2	1-2	1 2 3	5 2	1	0	1	0	0 2	-29
34	Terence Lewis II	14:35	2-2	0-0	0-0	2 2 4	0 0	4	0	0	0	0 0	-2
4	Collie Young	05:06	1-1	0-0	0-0	0 1 1	0 0	2	0	0	0	0 0	-3
12	Darrian Wilson	03:59	1-2	1-1	0-0	1 1 2	0 0	3	0	0	0	0 1	9
31	Jamarcus Jones	03:59	0-1	0-0	0-0	0 1 1	0 0	0	0	0	0	0 0	9
Team						3 1 4		0	2				
Totals			12-58	3-19	8-11	11 22 33	22 12 35	7	11	5	4	8	-35

Technical Fouls:McKinnis 2nd 16:38

Indiana - 70

Record: 3-0

NO.	Name	Min	FG	3P	FT	Rebounds	Fouls	TP	AS	TO	ST	Blocks	+/-
			M-A	M-A	M-A	OR DR TOT	PF FD					BS BA	
12	Miller Kopp	F 24:34	3-11	2-7	4-4	0 5 5	1 1	12	1	0	1	0 0	28
23	Trayce Jackson-Davis	F 24:27	5-7	0-0	1-2	1 2 3	2 5	11	1	1	0	4 1	28
25	Race Thompson	F 22:30	2-5	0-0	0-0	1 4 5	0 0	4	2	3	1	1 0	30
0	Xavier Johnson	G 25:23	5-6	0-0	4-6	0 7 7	2 6	14	3	1	0	0 0	26
45	Parker Stewart	G 18:09	3-6	3-5	0-0	2 2 1	1 1	9	1	2	1	0 1	28
53	Tamar Bates	23:05	2-3	0-0	2-2	0 0 0	0 1	6	1	0	1	1 0	7
4	Khristian Lander	16:53	1-4	0-0	1-2	0 1 1	1 2	3	2	1	0	1 0	13
22	Jordan Geronimo	17:30	2-4	0-1	2-8	3 5 8	2 6	6	0	0	0	0 0	5
2	Michael Durr	13:26	0-3	0-0	0-2	0 5 5	1 1	2	4	1	0	1 2	12
3	Anthony Leal	11:56	1-2	1-2	0-0	0 1 1	1 0	3	0	1	1	0 0	3
14	Nathan Childress	02:07	0-0	0-0	0-0	0 1 1	0 0	0	0	0	0	0 0	-5
Team						3 3 6		0	1				
Totals			24-51	8-15	16-26	9 35 44	12 22 70	15	11	5	8	4	35

Technical Fouls:NONE

	JSU	IND
Biggest lead	0 (1 st 20:00)	44 (2 nd 4:54)
Best Scoring Run	9 (2 nd 0:39)	16 (2 nd 15:26)
Lead Changes	0	
Times Tied	1	
Time with Lead	00:00	37:10

Points from	JSU	IND	Period by Period Scoring
Turnovers	4	13	1st 2nd TOT
Paint	8	28	
Second Chance	2	5	
Fast Breaks	3	18	
Bench	25	20	
	IND	34	36 70

Shooting By Period	1 st	2 nd	3 rd	4 th	OT
FG%	13.23	56.5%			
3PT%	3-7	42.9%			
FT%	5-9	55.6%			
2 nd FG%	11-28	39.3%			
3PT%	3-8	37.5%			
GM FG%	11-17	64.7%			
3PT%	24-51	47.1%			
FT%	6-15	40.0%			
	16-26	61.5%			

Dead Ball Rebounds: 5, 1



Official Basketball Box Score - Final
Marshall at Indiana
 11/27/21 Simon Skjod Assembly Hall, Bloomington, Ind.
 2021-22 Men's Basketball

Game Time: 7:00 PM
 Game Duration: 1:54
 Attendance: 12,330

Officials: Larry Scrotto, Bo Boroski, Rob Kuenneman

Marshall - 79

Record: 4-2

NO.	Name	Min	FG	3P	FT	Rebounds	Fouls	TP	AS	TO	ST	Blocks	+/-
			M-A	M-A	M-A	OR DR TOT	PF FD					BS BA	
2	Darius George	F 19:32	2-6	0-1	0-0	1 1 2	1 0	4	1	1	0	0 0	-21
31	Mikel Beyers	F 31:52	4-9	1-3	0-0	0 1 1	1 2	9	2	0	1	0 1	-23
21	Goran Miladinovic	C 07:49	2-3	0-1	0-0	1 2 3	4 0	4	0	0	1	0 0	-8
0	Andrew Taylor	G 33:43	7-13	3-5	3-3	1 2 3	2 4	20	4	4	4	0 1	-18
24	Taevion Kinsey	G 37:14	7-17	0-0	7-10	0 2 2	2 7	21	1	4	0	0 4	-10
25	Obinna Anochili-Killen	31:50	8-11	0-2	0 2 6	8 2	2 1	16	1	3	1	3 0	-5
15	Marko Sarenac	14:09	0-1	0-1	0-0	1 0 1	1 0	1	0	1	0	1 0	11
23	David Early	15:22	1-3	1-3	0-0	0 2 2	1 1	3	1	0	0	0 0	5
12	Aymeric Toussaint	03:00	1-1	0-0	0-0	0 1 1	0 0	2	0	0	0	0 0	13
1	Chase McKey	05:29	0-1	0-0	0-0	0 1 1	1 0	0	0	0	0	0 0	1
Team						0 2 2		0	0				
Totals			32-65	5-16	10-13	6 20 26	15 15	79	11	12	7	4	-11

Technical Fouls:NONE

Indiana - 90

Record: 6-0

No.	Name	Min	FG	3P	FT	Rebounds	Fouls	TP	AS	TO	ST	Blocks	+/-
			M-A	M-A	M-A	OR DR TOT	PF FD					BS BA	
12	Miller Kopp	F 22:50	2-3	1-1	0-0	0 2 2	1 0	5	2	0	0	0 0	
23	Trayce Jackson-Davis	F 36:34	18-24	0-0	7-9	2 3 5	0 7	43	4	3	2	5 2	20
25	Race Thompson	F 31:04	2-8	1-3	3-6	3 7 10	2 3	8	1	2	2	1 1	19
0	Xavier Johnson	G 29:43	7-12	2-3	4-4	0 7 7	3 2	20	7	2	5	0 0	27
45	Parker Stewart	G 37:14	2-6	2-5	0-0	0 7 7	4 1	6	0	0	0	0 0	25
4	Christian Lander	10:17	1-2	0-1	0-0	0 0 0	0 1	2	0	3	0	0 0	-16
22	Jordan Geronimo	07:09	0-0	0-0	0-0	0 0 0	0 0	2	0	0	0	0 0	11
53	Tamar Bates	23:47	2-4	2-2	0-0	0 1 1	1 2	6	0	1	1	0 1	-1
2	Michael Durr	03:26	0-0	0-0	0-0	0 0 0	1 0	0	0	2	0	0 0	-9
Team						2 2 4		0	0				
Totals			34-59	8-15	14-19	7 29 36	15 15	90	14	15	10	6 4	11

Technical Fouls:NONE

	MAR	IND	Points from	MAR	IND	Period by Period Scoring
Biggest lead	12 (1 st 6:00)	14 (2 nd 0:23)	Turnovers	21	14	1st 2nd TOT
Best Scoring Run	17 (1 st 6:00)	9 (2 nd 14:36)	Paint	44	50	
Lead Changes	10		Second Chance	10	6	
Times Tied	6		Fast Breaks	11	16	
Time with Lead	10:52	27:14	Bench	21	8	
	IND	41	49	90		



Official Basketball Box Score - Final
Indiana at Syracuse
 11/20/21 Carrier Dome, Syracuse
 2021-22 Men's Basketball

Game Time: 7:00 PM
 Game Duration: 3:00
 Attendance: 21,330

Officials: Jamie Luckie, Jeffrey Anderson, Mike Roberts

Indiana - 110

Record: 6-1

NO.	Name	Min	FG M-A	3P M-A	FT M-A	Rebounds OR DR TOT	Fouls PF FD	TP	AS	TO	ST	Blocks BS BA	+/-
12	Miller Kopp	F 48:05	9-16	4-9	6-7	0 4 4	3 6	28	3	2	2	0 0	-2
23	Trayce Jackson-Davis	F 44:32	11-16	0-0	9-14	6 7 16	2 8	31	0	6	0	3 2	-5
25	Race Thompson	F 44:33	8-14	0-0	1 5 7	12 3	2 17	8	7	1	0	1 9	
0	Xavier Johnson	G 26:20	1-2	0-0	2-2	0 1 1	5 3	4	9	3	1	0 0	2
45	Parker Stewart	G 39:01	6-12	6-12	2-3	0 1 1	5 2	20	2	2	1	0 0	7
53	Tamar Bates	14:24	1-5	0-4	0-0	0 0 0	0 0	2	0	1	0	0 0	-14
22	Jordan Geronimo	03:57	0-1	0-0	0-0	0 1 1	0 1	0	0	2	1	0 1	-6
1	Rob Phinisee	13:35	1-2	0-1	0-0	0 3 3	5 0	2	3	1	0	0 0	-3
2	Michael Durr	05:28	0-0	0-0	2-2	0 1 1	0 1	2	0	0	0	0 0	3
4	Khristian Lander	10:05	1-1	1-1	1-2	0 1 1	1 1	4	1	2	0	0 0	-1
Team						3 3 6		0	0				
Totals			36-69	11-27	23-31	14 32 46	24 24	110	26	26	6	3 4	4 -2

Technical Fouls:NONE

Syracuse - 112

Record: 4-3

NO.	Name		Min	FG M-A	3P M-A	FT M-A	Rebounds OR DR TOT	Fouls PF FD	TP	AS	TO	ST	Blocks BS BA	+/-
0	Jimmy Boeheim	F	47:11	9-20	4-9	4-6	1 4 5	2 4	26	2	2	1	0 0	3
21	Cole Swider	F	33:54	3-8	1-3	7-9	2 2 4	5 5	14	0	2	3	0 0	-1
14	Jesse Edwards	C	38:59	7-7	0-0	3-3	2 3 5	5 3	17	1	0	5	3 0	5
11	Joseph Girard III	G	43:48	6-13	5-11	5-6	0 3 3	1 4	22	5	5	2	0 1	4
35	Buddy Boeheim	G	50:00	10-23	3-11	4-4	0 3 3	4 2	27	8	2	5	0 1	2
10	Symir Torrence		06:30	1-2	0-0	0-0	0 0 0	2 3	2	0	1	1	0 1	-5
13	Benny Williams		18:58	0-0	0-0	0-2	0 2 2	2 1	0	0	0	1	1 0	-1
5	Frank Anselm		10:40	0-0	0-0	4-4	0 3 3	3 2	4	0	0	0	0 0	3
Team							3 3 6		0	0				
Totals				36-73	13-34	27-34	8 23 31	24 24	112	16	12	0	4 3	2



INDIANA GAME BY GAME

Opponent	Date	Score		FG-FGA	PCT	3FG-3FGA	PCT	FT-FTA	PCT	OFF	DEF	TOT	AVG	PF	A	TO	BLK	STL	PTS	AVG
Eastern Mich.	11/09/2021	68-62	W	26-62	.419	4-24	.167	12-20	.600	5	38	43	43.0	15	13	8	6	3	68	68.0
Northern Ill.	11/12/2021	85-49	W	27-56	.482	8-23	.348	23-30	.767	11	26	37	40.0	22	14	15	9	6	85	76.5
St. John's (NY)	11/17/2021	76-74	W	30-58	.517	6-18	.333	10-19	.526	9	25	34	38.0	20	12	16	5	9	76	76.3
Louisiana	11/21/2021	76-44	W	28-52	.538	10-19	.526	10-13	.769	10	37	47	40.3	25	22	26	8	5	76	76.3
Jackson St.	11/23/2021	70-35	W	24-51	.471	6-15	.400	16-26	.615	9	35	44	41.0	12	15	11	8	5	70	75.0
Marshall	11/27/2021	90-79	W	34-59	.576	8-15	.533	14-19	.737	7	29	36	40.2	15	14	15	6	10	90	77.5
at Syracuse	11/30/2021	110-112	Lot2	38-69	.551	11-27	.407	23-31	.742	14	32	46	41.0	24	26	26	3	6	110	82.1
Nebraska	12/04/2021	68-55	W	23-57	.404	8-22	.364	14-17	.824	8	33	41	41.0	12	10	15	5	7	68	80.4
Total		643		230-464	.496	61-163	.374	122-175	.697	73	255	328	41.0	145	126	132	50	51	643	80.4
Opponents		510		176-498	.353	48-172	.279	110-149	.738	79	187	266	33.3	157	76	111	24	72	510	63.8

OPPONENT GAME BY GAME

Opponent	Date	Score		FG-FGA	PCT	3FG-3FGA	PCT	FT-FTA	PCT	OFF	DEF	TOT	AVG	PF	A	TO	BLK	STL	PTS	AVG
Eastern Mich.	11/09/2021	68-62	W	20-64	.313	9-23	.391	13-16	.813	7	35	42	42.0	20	8	13	3	6	62	62.0
Northern Ill.	11/12/2021	85-49	W	14-46	.304	2-11	.182	19-27	.704	9	22	31	36.5	23	3	23	1	10	49	55.5
St. John's (NY)	11/17/2021	76-74	W	25-58	.431	9-27	.333	15-19	.789	12	22	34	35.7	18	17	15	5	7	74	61.7
Louisiana	11/21/2021	76-44	W	14-73	.192	2-20	.100	14-24	.583	21	16	37	36.0	17	5	11	2	10	44	57.3
Jackson St.	11/23/2021	70-35	W	12-58	.207	3-19	.158	8-11	.727	11	22	33	35.4	22	7	11	4	5	35	52.8
Marshall	11/27/2021	90-79	W	32-65	.492	5-16	.313	10-13	.769	6	20	26	33.8	15	11	12	4	7	79	57.2
at Syracuse	11/30/2021	110-112	Lot2	36-73	.493	13-34	.382	27-34	.794	8	23	31	33.4	24	16	12	4	18	112	65.0
Nebraska	12/04/2021	68-55	W	23-61	.377	5-22	.227	4-5	.800	5	27	32	33.3	18	9	14	1	9	55	63.8
Total		510		176-498	.353	48-172	.279	110-149	.738	79	187	266	33.3	157	76	111	24	72	510	63.8
Indiana		643		230-464	.496	61-163	.374	122-175	.697	73	255	328	41.0	145	126	132	50	51	643	80.4



TEAM HIGHS/LOWS

Indiana - Game Highs

POINTS	110	at Syracuse (11/30/2021)
	90	Marshall (11/27/2021)
	85	Northern Ill. (11/12/2021)
	76	Louisiana (11/21/2021)
	76	St. John's (NY) (11/17/2021)
FIELD GOALS MADE	38	at Syracuse (11/30/2021)
	34	Marshall (11/27/2021)
FIELD GOAL ATTEMPTS	69	at Syracuse (11/30/2021)
	62	Eastern Mich. (11/09/2021)
FIELD GOAL PERCENTAGE	.576 (34-59)	Marshall (11/27/2021)
	.551 (38-69)	at Syracuse (11/30/2021)
3 PT FG MADE	11	at Syracuse (11/30/2021)
	10	Louisiana (11/21/2021)
3 PT FG ATTEMPTS	27	at Syracuse (11/30/2021)
	24	Eastern Mich. (11/09/2021)
3 PT FG PERCENTAGE	.533 (8-15)	Marshall (11/27/2021)
	.526 (10-19)	Louisiana (11/21/2021)
FREE THROWS MADE	23	at Syracuse (11/30/2021)
	23	Northern Ill. (11/12/2021)
FREE THROW ATTEMPTS	31	at Syracuse (11/30/2021)
	30	Northern Ill. (11/12/2021)
FREE THROW PERCENTAGE	.824 (14-17)	Nebraska (12/04/2021)
	.769 (10-13)	Louisiana (11/21/2021)
REBOUNDS	47	Louisiana (11/21/2021)
	46	at Syracuse (11/30/2021)
ASSISTS	26	at Syracuse (11/30/2021)
	22	Louisiana (11/21/2021)
STEALS	10	Marshall (11/27/2021)
	9	St. John's (NY) (11/17/2021)
BLOCKED SHOTS	9	Northern Ill. (11/12/2021)
	8	Jackson St. (11/23/2021)
	8	Louisiana (11/21/2021)
TURNOVERS	26	at Syracuse (11/30/2021)
	26	Louisiana (11/21/2021)
FOULS	25	Louisiana (11/21/2021)
	24	at Syracuse (11/30/2021)

Indiana - Game Lows

POINTS	68	Nebraska (12/04/2021)
	68	Eastern Mich. (11/09/2021)
	70	Jackson St. (11/23/2021)
	76	Louisiana (11/21/2021)
	76	St. John's (NY) (11/17/2021)
FIELD GOALS MADE	23	Nebraska (12/04/2021)
	24	Jackson St. (11/23/2021)
FIELD GOAL ATTEMPTS	51	Jackson St. (11/23/2021)
	52	Louisiana (11/21/2021)
FIELD GOAL PERCENTAGE	.404 (23-57)	Nebraska (12/04/2021)
	.419 (26-62)	Eastern Mich. (11/09/2021)
3 PT FG MADE	4	Eastern Mich. (11/09/2021)
	6	Jackson St. (11/23/2021)
	6	St. John's (NY) (11/17/2021)
3 PT FG ATTEMPTS	15	Marshall (11/27/2021)
	15	Jackson St. (11/23/2021)
3 PT FG PERCENTAGE	.167 (4-24)	Eastern Mich. (11/09/2021)
	.333 (6-18)	St. John's (NY) (11/17/2021)
FREE THROWS MADE	10	Louisiana (11/21/2021)
	10	St. John's (NY) (11/17/2021)
FREE THROW ATTEMPTS	13	Louisiana (11/21/2021)
	17	Nebraska (12/04/2021)
FREE THROW PERCENTAGE	.526 (10-19)	St. John's (NY) (11/17/2021)
	.600 (12-20)	Eastern Mich. (11/09/2021)
REBOUNDS	34	St. John's (NY) (11/17/2021)
	36	Marshall (11/27/2021)
ASSISTS	10	Nebraska (12/04/2021)
	12	St. John's (NY) (11/17/2021)
STEALS	3	Eastern Mich. (11/09/2021)
	5	Jackson St. (11/23/2021)
	5	Louisiana (11/21/2021)
BLOCKED SHOTS	3	at Syracuse (11/30/2021)
	5	Nebraska (12/04/2021)
	5	St. John's (NY) (11/17/2021)
TURNOVERS	8	Eastern Mich. (11/09/2021)
	11	Jackson St. (11/23/2021)
FOULS	12	Nebraska (12/04/2021)
	12	Jackson St. (11/23/2021)

Opponent - Game Highs

POINTS	112	at Syracuse (11/30/2021)
	79	Marshall (11/27/2021)
	74	St. John's (NY) (11/17/2021)
	62	Eastern Mich. (11/09/2021)
	55	Nebraska (12/04/2021)
FIELD GOALS MADE	36	at Syracuse (11/30/2021)
	32	Marshall (11/27/2021)
FIELD GOAL ATTEMPTS	73	at Syracuse (11/30/2021)
	73	Louisiana (11/21/2021)
FIELD GOAL PERCENTAGE	.493 (36-73)	at Syracuse (11/30/2021)
	.492 (32-65)	Marshall (11/27/2021)
3 PT FG MADE	13	at Syracuse (11/30/2021)
	9	St. John's (NY) (11/17/2021)
	9	Eastern Mich. (11/09/2021)
3 PT FG ATTEMPTS	34	at Syracuse (11/30/2021)
	27	St. John's (NY) (11/17/2021)
3 PT FG PERCENTAGE	.391 (9-23)	Eastern Mich. (11/09/2021)
	.382 (13-34)	at Syracuse (11/30/2021)
FREE THROWS MADE	27	at Syracuse (11/30/2021)
	19	Northern Ill. (11/12/2021)
FREE THROW ATTEMPTS	34	at Syracuse (11/30/2021)
	27	Northern Ill. (11/12/2021)
FREE THROW PERCENTAGE	.813 (13-16)	Eastern Mich. (11/09/2021)
	.800 (4-5)	Nebraska (12/04/2021)
REBOUNDS	42	Eastern Mich. (11/09/2021)
	37	Louisiana (11/21/2021)
ASSISTS	17	St. John's (NY) (11/17/2021)
	16	at Syracuse (11/30/2021)
STEALS	18	at Syracuse (11/30/2021)
	10	Louisiana (11/21/2021)
	10	Northern Ill. (11/12/2021)
BLOCKED SHOTS	5	St. John's (NY) (11/17/2021)
	4	at Syracuse (11/30/2021)
	4	Marshall (11/27/2021)
	4	Jackson St. (11/23/2021)
TURNOVERS	23	Northern Ill. (11/12/2021)
	15	St. John's (NY) (11/17/2021)
FOULS	24	at Syracuse (11/30/2021)
	23	Northern Ill. (11/12/2021)

Opponent - Game Lows

POINTS	35	Jackson St. (11/23/2021)
	44	Louisiana (11/21/2021)
	49	Northern Ill. (11/12/2021)
	55	Nebraska (12/04/2021)
	62	Eastern Mich. (11/09/2021)
FIELD GOALS MADE	12	Jackson St. (11/23/2021)
	14	Louisiana (11/21/2021)
	14	Northern Ill. (11/12/2021)
FIELD GOAL ATTEMPTS	46	Northern Ill. (11/12/2021)
	58	Jackson St. (11/23/2021)
	58	St. John's (NY) (11/17/2021)
FIELD GOAL PERCENTAGE	.192 (14-73)	Louisiana (11/21/2021)
	.207 (12-58)	Jackson St. (11/23/2021)
3 PT FG MADE	2	Louisiana (11/21/2021)
	2	Northern Ill. (11/12/2021)
3 PT FG ATTEMPTS	11	Northern Ill. (11/12/2021)
	16	Marshall (11/27/2021)
3 PT FG PERCENTAGE	.100 (2-20)	Louisiana (11/21/2021)
	.158 (3-19)	Jackson St. (11/23/2021)
FREE THROWS MADE	4	Nebraska (12/04/2021)
	8	Jackson St. (11/23/2021)
FREE THROW ATTEMPTS	5	Nebraska (12/04/2021)
	11	Jackson St. (11/23/2021)
FREE THROW PERCENTAGE	.583 (14-24)	Louisiana (11/21/2021)
	.704 (19-27)	Northern Ill. (11/12/2021)
REBOUNDS	26	Marshall (11/27/2021)
	31	at Syracuse (11/30/2021)
	31	Northern Ill. (11/12/2021)
ASSISTS	3	Northern Ill. (11/12/2021)
	5	Louisiana (11/21/2021)
STEALS	5	Jackson St. (11/23/2021)
	6	Eastern Mich. (11/09/2021)
BLOCKED SHOTS	1	Nebraska (12/04/2021)
	1	Northern Ill. (11/12/2021)
TURNOVERS	11	Jackson St. (11/23/2021)
	11	Louisiana (11/21/2021)
FOULS	15	Marshall (11/27/2021)
	17	Louisiana (11/21/2021)



INDIVIDUAL HIGHS

Indiana - Individual Game Highs		
POINTS	43	Trayce Jackson-Davis vs Marshall (11/27/2021)
	31	Trayce Jackson-Davis at Syracuse (11/30/2021)
	28	Miller Kopp at Syracuse (11/30/2021)
	21	Trayce Jackson-Davis vs Eastern Mich. (11/09/2021)
	20	Parker Stewart at Syracuse (11/30/2021)
	20	Xavier Johnson vs Marshall (11/27/2021)
FIELD GOALS MADE	18	Trayce Jackson-Davis vs Marshall (11/27/2021)
	11	Trayce Jackson-Davis at Syracuse (11/30/2021)
FIELD GOAL ATTEMPTS	24	Trayce Jackson-Davis vs Marshall (11/27/2021)
	16	Miller Kopp at Syracuse (11/30/2021)
	16	Trayce Jackson-Davis at Syracuse (11/30/2021)
FIELD GOAL PERCENTAGE (min 5 made)	.857 (6-7)	Parker Stewart vs Louisiana (11/21/2021)
	.833 (5-6)	Xavier Johnson vs Jackson St. (11/23/2021)
3 PT FG MADE	6	Parker Stewart at Syracuse (11/30/2021)
	4	Miller Kopp at Syracuse (11/30/2021)
	4	Parker Stewart vs Louisiana (11/21/2021)
3 PT FG ATTEMPTS	12	Parker Stewart at Syracuse (11/30/2021)
	9	Miller Kopp at Syracuse (11/30/2021)
3 PT FG PERCENTAGE (min 2 made)	1.000 (2-2)	Tamar Bates vs Marshall (11/27/2021)
	.800 (4-5)	Parker Stewart vs Louisiana (11/21/2021)
FREE THROWS MADE	9	Trayce Jackson-Davis at Syracuse (11/30/2021)
	7	Trayce Jackson-Davis vs Marshall (11/27/2021)
	7	Trayce Jackson-Davis vs Northern Ill. (11/12/2021)
FREE THROW ATTEMPTS	14	Trayce Jackson-Davis at Syracuse (11/30/2021)
	11	Trayce Jackson-Davis vs Northern Ill. (11/12/2021)
FREE THROW PERCENTAGE (min 3 made)	1.000 (6-6)	Xavier Johnson vs Nebraska (12/04/2021)
	1.000 (4-4)	Xavier Johnson vs Marshall (11/27/2021)
	1.000 (4-4)	Miller Kopp vs Jackson St. (11/23/2021)
	1.000 (4-4)	Xavier Johnson vs Northern Ill. (11/12/2021)
	1.000 (3-3)	Trayce Jackson-Davis vs Louisiana (11/21/2021)
	1.000 (3-3)	Race Thompson vs St. John's (NY) (11/17/2021)
REBOUNDS	16	Trayce Jackson-Davis at Syracuse (11/30/2021)
	14	Trayce Jackson-Davis vs Eastern Mich. (11/09/2021)
ASSISTS	9	Xavier Johnson at Syracuse (11/30/2021)
	8	Race Thompson at Syracuse (11/30/2021)
STEALS	5	Xavier Johnson vs Marshall (11/27/2021)
	4	Race Thompson vs St. John's (NY) (11/17/2021)
BLOCKED SHOTS	7	Trayce Jackson-Davis vs Northern Ill. (11/12/2021)
	5	Trayce Jackson-Davis vs Marshall (11/27/2021)
TURNOVERS	7	Race Thompson at Syracuse (11/30/2021)
	6	Trayce Jackson-Davis at Syracuse (11/30/2021)
FOULS	5	Xavier Johnson at Syracuse (11/30/2021)
	5	Rob Phinisee at Syracuse (11/30/2021)
	5	Parker Stewart at Syracuse (11/30/2021)

Opponent - Individual Game Highs		
POINTS	32	Julian Champagnie vs St. John's (NY) (11/17/2021)
	27	Buddy Boeheim at Syracuse (11/30/2021)
	26	Jimmy Boeheim at Syracuse (11/30/2021)
	22	Joseph Girard III at Syracuse (11/30/2021)
	21	Taevious Kinsey vs Marshall (11/27/2021)
	21	Keshawn Williams vs Northern Ill. (11/12/2021)
FIELD GOALS MADE	12	Julian Champagnie vs St. John's (NY) (11/17/2021)
	10	Buddy Boeheim at Syracuse (11/30/2021)
FIELD GOAL ATTEMPTS	23	Buddy Boeheim at Syracuse (11/30/2021)
	22	Julian Champagnie vs St. John's (NY) (11/17/2021)
FIELD GOAL PERCENTAGE (min 5 made)	1.000 (7-7)	Jesse Edwards at Syracuse (11/30/2021)
	.727 (8-11)	Obinna Anochili-Killen vs Marshall (11/27/2021)
3 PT FG MADE	6	Julian Champagnie vs St. John's (NY) (11/17/2021)
	5	Joseph Girard III at Syracuse (11/30/2021)
3 PT FG ATTEMPTS	12	Julian Champagnie vs St. John's (NY) (11/17/2021)
	11	Buddy Boeheim at Syracuse (11/30/2021)
	11	Joseph Girard III at Syracuse (11/30/2021)
3 PT FG PERCENTAGE (min 2 made)	.667 (2-3)	Bryce McBride vs Eastern Mich. (11/09/2021)
	.600 (3-5)	Andrew Taylor vs Marshall (11/27/2021)
FREE THROWS MADE	9	Keshawn Williams vs Northern Ill. (11/12/2021)
	7	Cole Swider at Syracuse (11/30/2021)
	7	Taevious Kinsey vs Marshall (11/27/2021)
FREE THROW ATTEMPTS	11	Keshawn Williams vs Northern Ill. (11/12/2021)
	10	Taevious Kinsey vs Marshall (11/27/2021)
FREE THROW PERCENTAGE (min 3 made)	1.000 (6-6)	Jayveous McKinnis vs Jackson St. (11/23/2021)
	1.000 (6-6)	Bryce McBride vs Eastern Mich. (11/09/2021)
	1.000 (4-4)	Buddy Boeheim at Syracuse (11/30/2021)
	1.000 (4-4)	Frank Anselem at Syracuse (11/30/2021)
	1.000 (4-4)	Josh Alexander vs St. John's (NY) (11/17/2021)
	1.000 (3-3)	Jesse Edwards at Syracuse (11/30/2021)
	1.000 (3-3)	Andrew Taylor vs Marshall (11/27/2021)
REBOUNDS	10	Jayveous McKinnis vs Jackson St. (11/23/2021)
	10	Theo Akwuba vs Louisiana (11/21/2021)
	10	Nate Scott vs Eastern Mich. (11/09/2021)
ASSISTS	8	Buddy Boeheim at Syracuse (11/30/2021)
	6	Josh Alexander vs St. John's (NY) (11/17/2021)
STEALS	5	Jesse Edwards at Syracuse (11/30/2021)
	5	Buddy Boeheim at Syracuse (11/30/2021)
BLOCKED SHOTS	4	Jayveous McKinnis vs Jackson St. (11/23/2021)
	3	Jesse Edwards at Syracuse (11/30/2021)
	3	Obinna Anochili-Killen vs Marshall (11/27/2021)
TURNOVERS	6	Alonzo Verge Jr. vs Nebraska (12/04/2021)
	5	Joseph Girard III at Syracuse (11/30/2021)
	5	Josh Alexander vs St. John's (NY) (11/17/2021)
	5	Anthony Crump vs Northern Ill. (11/12/2021)
	5	Keshawn Williams vs Northern Ill. (11/12/2021)
FOULS	5	Cole Swider at Syracuse (11/30/2021)
	5	Jesse Edwards at Syracuse (11/30/2021)
	5	Isaiah Williams vs Jackson St. (11/23/2021)

SPECIALITY STATS

Game	Paint	2nd	Off To	FB	Bench
E. Michigan	32/16	7/4	13/5	9/5	19/22
N. Illinois	36/18	11/12	26/8	17/11	37/11
St. John's	36/28	6/10	19/20	18/13	20/7
Louisiana	28/24	12/11	13/20	18/2	32/20
Jackson St.	28/8	5/2	13/4	18/3	20/25
Marshall	50/44	6/10	14/21	16/11	8/21
@ Syracuse	48/36	20/14	11/33	14/24	10/6
Nebraska	28/28	6/6	21/11	12/9	26/17
@ Wisconsin					
Merrimack					
vs. Notre Dame					
N. Kentucky					
Asheville					
@ Penn State					
Ohio State					
Minnesota					
@ Iowa					
@ Nebraska					
Purdue					
Michigan					
Penn State					
@ Maryland					
Illinois					
@ Northwestern					
@ Michigan St.					
Wisconsin					
@ Ohio State					
Maryland					
@ Minnesota					
Rutgers					
@ Purdue					

STARTING LINEUPS

Game	G	G	G/F	F	F/C
E. Michigan	Johnson	Stewart	Kopp	Thompson	Jackson-Davis
N. Illinois	Johnson	Stewart	Kopp	Thompson	Jackson-Davis
St. John's	Johnson	Stewart	Kopp	Thompson	Jackson-Davis
Louisiana	Johnson	Stewart	Kopp	Thompson	Jackson-Davis
Jackson St.	Johnson	Stewart	Kopp	Thompson	Jackson-Davis
Marshall	Johnson	Stewart	Kopp	Thompson	Jackson-Davis
@ Syracuse	Johnson	Stewart	Kopp	Thompson	Jackson-Davis
Nebraska	Johnson	Stewart	Kopp	Thompson	Jackson-Davis
@ Wisconsin					
Merrimack					
vs. Notre Dame					
N. Kentucky					
Asheville					
@ Penn State					
Ohio State					
Minnesota					
@ Iowa					
@ Nebraska					
Purdue					
Michigan					
Penn State					
@ Maryland					
Illinois					
@ Northwestern					
@ Michigan St.					
Wisconsin					
@ Ohio State					
Maryland					
@ Minnesota					
Rutgers					
@ Purdue					



THE LAST TIME...

TEAM

IU ranked in A.P. top 25: 25th, Jan. 14, 2019
 IU ranked in Coaches' top 25: 25th, Jan. 14, 2019
 Played A.P. No. 1 team: 11/29/17, Duke (L, 81-91)
 Defeated A.P. No. 1 team: 2/2/13, Michigan (W, 81-73)
 Defeated team ranked 2-10 by A.P.: 2/7/21, Iowa (8) W, 67-65
 Defeated team ranked in AP Top 25: 2/7/21, Iowa (8) W, 67-65
 Defeated A.P. top 25 on the road: 1/21/21, at Iowa (4) W, 81-69
 Defeated A.P. top 10 on the road: 1/21/21, at Iowa (4) W, 81-69
 Defeated A.P. Top 25 on neutral site: 12/16/17 vs. Notre Dame (18) W, 80-77 OT
 Crossroads Classic, Indianapolis, Indiana

INDIANA INDIVIDUALS

Had a triple-double: Juwan Morgan (10p, 10r, 10a)
 vs. Jacksonville, 12/22/2018 (2nd in school history)
Had a double-double: Race Thompson (11p, 11r)
 vs. Nebraska, 12/4/21
Had 30+ points and 10+ reb.: Trayce Jackson-Davis (31p, 16r)
 at Syracuse, 11/30/21
 Five players in double figures: Trayce Jackson-Davis (20), Aljami Durham (16), Jerome Hunter (16) Armaan Franklin (11), Rob Phinisee (10) vs. Minnesota, 2/17/21
 Six players in double figures: James Blackmon Jr. (33), Thomas Bryant (13) Kevin "Yogi" Ferrell (13), Robert Johnson (12), Troy Williams (11), Collin Hartman (10); vs. Alcorn State, 11/30/15
Scored 30-39 points: 31, Trayce Jackson-Davis at Syracuse, 11/30/21
Scored 40-49 points: 43, Trayce Jackson-Davis vs. Marshall, 11/27/21
Three players scored 20 or more points in the same game: at Syracuse, 11/30/21
 Trayce Jackson-Davis (31), Miller Kopp (28), Parker Stewart (20)
Scored 20 points in a half 21, (second) Trayce Jackson-Davis vs. Marshall, 11/27/21
 Perfect from field (5 att): 9-9, DeRon Davis at Michigan, 2/16/20
 Perfect beyond 3-point line (5 att.): 5-5, Robert Johnson vs. IPFW, 12/9/15
 Perfect at FT line (10 att.): 10-10, Juwan Morgan vs. Arkansas State, 11/22/17
 Had 20+ Rebounds: 22, D.J. White at Michigan, 1/8/08
Had 15-19 Rebounds: 16, Trayce Jackson-Davis, at Syracuse, 11/30/21
 Had 10 or more assists: 10, Juwan Morgan vs. Jacksonville, 12/22/18
 Had 6 or more steals: 7, Race Thompson, vs. Michigan State, 2/20/21
Had 5 or more blocked shots: 5, Trayce Jackson-Davis vs. Marshall, 11/27/21

TEAM FIELD GOAL SHOOTING

Shot 50 percent or better:551 (38-69), at Syracuse, 11/30/21
 Shot 60 percent or better:648 (35-54), Jacksonville, 12/22/18
 Shot 70 percent or better:706 (36-51), vs. Mount St. Mary's, 12/19/12
Made 30-39 field goals: 38, at Syracuse, 11/30/21
 Made 40-49 field goals: 41, vs. Penn State, 2/1/17
 Made 50 or more field goals: 52, vs. South Dakota, 11/27/76
 Attempted 70-79 field goals: 72, at Michigan State, 2/2/19
 Attempted 80-89 field goals: 83, vs. Buffalo, 12/10/99
 Attempted 90 or more field goals: 92, vs. Iowa, 1/11/75
 Shot 60+ percent in consecutive games: (.667) vs. Delaware State, 12/19/16
 (.600) vs. Austin Peay, 12/22/16

TEAM 3-POINT SHOOTING

Shot 50 percent or better:533 (8/15) vs. Marshall, 11/27/21
 Shot 60 percent or better:625 (10-16), vs. Rutgers, 1/24/21
 Shot 70 percent or better:750 (9-12), vs. Mt. St. Mary's, 12/19/12
 Shot 80 percent or better:889 (8-9), vs. San Francisco, 12/20/98
Made 10 or more 3-point field goals: 11, at Syracuse, 11/30/21
 Made 15 or more 3-point field goals: 15, vs. Austin Peay, 12/22/16
Attempted 20-29 3-point field goals: 22, vs. Nebraska, 12/4/21
 Attempted 30-39 3-point field goals: 33, vs. N Alabama, 12/13/20

TEAM FREE THROW SHOOTING

Shot 80 percent or better:824 (14-17) vs. Nebraska, 12/4/21
 Shot 90 percent or better:900 (9-10), at Penn St., 1/29/20
 Shot 100 percent: 1.000 (16-16), at Maryland, 1/11/19
Made 20-29 free throws: 23, at Syracuse, 11/30/21
 Made 30-39 free throws: 37, vs. N. Alabama, 11/12/19
 Made 40 or more free throws: 45, vs. Chicago State, 11/8/13
 Attempted 10 or fewer free throws: (5-8), at Wisconsin, 1/7/21
Attempted 30-39 free throws: 31, at Syracuse, 11/30/21
 Attempted 40-49 free throws: 45, vs. N. Alabama, 11/12/19
 Attempted 50-59 free throws: 55, vs. Chicago State, 11/8/13
 Attempted 60 or more free throws: 60, vs. Michigan, 2/15/65

TEAM SCORING

Scored 90-99 points: 90, vs. Marshall, 11/27/21
 Scored 100-109 points: 100, vs. Troy 11/16/19
Scored 110 or more points: 110, at Syracuse, 11/30/21

TEAM REBOUNDING

Had 40-49 rebounds: 41, vs. Nebraska, 12/4/21
 Had 50-59 rebounds: 50 at Northwestern, 2/10/21
 Had 60 or more rebounds: 62, vs. Chicago State, 11/8/13

TEAM ASSISTS

Had 20-29 assists: 26, at Syracuse, 11/30/21
 Had 30 or more assists: 31, at Alaska Anchorage, 11/21/01

TEAM BLOCKED SHOTS

Had 10 or more blocked shots: 12, vs. Nebraska, 3/11/20

TEAM STEALS

Had 10 or more steals: 10, vs. Marshall, 11/27/21
 Had 15 or more steals: 15, vs. Chattanooga, 11/13/11

TEAM TURNOVERS

Had less than 10 Turnovers: 8, vs. Eastern Michigan, 11/9/21

MISCELLANEOUS

Two IU players had a double-double in the same game: 11/30/21 at Syracuse
 Trayce Jackson-Davis (31p, 16r) & Race Thompson (17p, 12r)

Three IU players had a double-double in the same game: 2/1/17 vs. Penn State
 Thomas Bryant (31p, 11r), Robert Johnson (27p, 11r) and Devonte Green (10p, 10r)

IU player had double digit assists in consecutive games: 1990-91 season
 Jamal Meeks (12/1/90 – 12 assists and 12/4/90 – 11 assists)

IU player led team in points, rebounds, assists in same game: Trayce Jackson-Davis
 2/8/20 vs. Purdue (16 points, 8 rebounds, 4 assists (t-1st))

IU player scored 30 points in consecutive games: November 27 and 30, 2021
 Trayce Jackson-Davis, (43 points vs. Marshall, 31 points vs. Syracuse)

IU player scored 30 points or more in 4 straight games: 1971 - George McGinnis, Twice

IU player had 20 points and 20 rebounds in a game: 1/8/08
 D.J. White: 21 points, 22 rebounds at Michigan

Three players with 10+ rebounds in same game: 2/1/17
 Thomas Bryant (11), Robert Johnson (11), Devonte Green (10) vs. Penn State

IU player made 10 consecutive 3-pointers: 12/23/05 - 1/3/06
 Robert Vaden (12 straight over 3 games)

IU played OT: 11/30/21. at Syracuse, L, 110-112 (20T)

IU played 2OT: 11/30/21. at Syracuse, L, 110-112 (20T)

IU played 3OT: 2/11/17 vs. Penn State, W, 110-102 (2nd-ever 3OT game)

IU shot 60 percent from the floor in a half: vs. Marshall, 11/27/21
 (Second Half - .643, 18-28)

IU shot 70 percent from the floor in a half: at Syracuse, 11/30/21
 (Second Half - .741, 20-27)

IU shot 80 percent from the floor in a half: 11/16/15 vs. Austin Peay
 (Second Half - .808, 21-26)

IU failed to make at least one 3-pointer: 2/25/10 vs. Wisconsin (0-for-5)

An opponent failed to make a free throw 12/29/07 vs. Chicago State (0-for-5)

IU had four players play at least 40 minutes in a single game: 2/1/17, vs. PSU
 Robert Johnson (50), Josh Newkirk (46), Devonte Green (45), Thomas Bryant (44)

IU had five players play at least 40 minutes in a single game: 1/15/05 at Purdue,
 (Bracey Wright (48), D.J. White (46), Marshall Strickland (46),
 Robert Vaden (45) and A.J. Ratliff (40))

Overcame a deficit with five minutes left to win: 2/10/21 at Northwestern
 trailed 50-43 (5:00) and won 79-76 (2ot)

Overcame a halftime deficit in two consecutive games to win:
 12/8/18 vs. Louisville (trailed 33-28 and won 68-67),
 12/15/18 vs. Butler (trailed 28-24 and won 59-58)

Overcame a halftime deficit in two consecutive road games to win:
 3/1/06 at Purdue (trailing 27-25 and won 70-59)
 3/4/06 at Michigan (trailing 38-34 and won 71-68)

Overcame a halftime deficit in three consecutive games to win:
 3/1/06 at Purdue (trailing 27-25 and won 70-59)
 3/4/06 at Michigan (trailing 30-27 and won 69-67)
 3/10/06 vs. Wisconsin (trailing 19-15 and won 61-56)



MIKE WOODSON

FIRST YEAR AT INDIANA • FIRST YEAR AS COLLEGE HEAD COACH

Record at Indiana: 7-1 Overall, First Year

• Indiana University Vice President and Director of Athletics Scott Dolson has named former Hoosier All-American and Indianapolis native Mike Woodson as the 30th head coach in the men's basketball program's history.

• Woodson returns to the Bloomington campus with vast experiences and knowledge after playing in the NBA for 11 seasons beginning in 1980 and serving as a coach in the league beginning in 1996 for seven NBA franchises, including nine years combined as a head coach with the Atlanta Hawks and New York Knicks. He was currently serving as an assistant coach with the Knicks.

• "This is a great day and a great fit for Indiana Basketball," said IU Vice President and Director of Intercollegiate Athletics Scott Dolson. "Throughout this process, I was looking for someone I could partner with to return Indiana Basketball to a level of success that Hoosier fans have come to know and expect, and Mike is that person."

• "During the last two weeks, I have spoken with numerous individuals at the college and NBA levels, and they were unanimous in their support of and respect for Mike. From his ability in terms of X's and O's to his skill at building relationships and developing players, his reputation is outstanding. As a coach, he's succeeded at the highest levels of the NBA, and he's mentored some of the game's all-time great players. On top of all of that, as one of our program's legendary players, Mike certainly gives us a bridge to our past. But more important than what he did as a former Hoosier player, he's someone who shares my vision for what Indiana Basketball is about, and I'm thrilled about what this day means for our program."

• Woodson was the 1980 Big Ten Player of the Year and NABC All-American as a senior in leading the Hoosiers to a conference title and a berth in the NCAA Tournament's Sweet Sixteen. Despite undergoing back surgery in December and missing seven weeks, he was honored as the Chicago Tribune's Silver Basketball Award Winner following the season.

• As head coach of the Knicks, Woodson guided his 2012-13 Atlantic Division Champions to their first appearance in the Eastern Conference semifinals since 2000 and finished his tenure as New York's coach with a record of 109-79 (.680). As an NBA head coach with Atlanta (2004-2010) and New York (2011-2014), Woodson saw his teams compile two 50-plus win seasons including a personal high of 54 victories during the 2012-13 season with the Knicks. Woodson joined the Knicks staff following six seasons as head coach of the Hawks, where he guided the Hawks to the NBA Playoffs in each of his last three seasons (including 2007-08, ending Atlanta's eight-year Playoff drought), and into the Eastern Conference Semifinals in his last two seasons. In the Playoffs, he piloted the Hawks to back-to-back Game 7 wins in the first round over Miami in 2009 and Milwaukee in 2010.

• Before joining the Hawks, Woodson served for one season (2003-04) as an assistant coach with the Detroit Pistons, where he earned an NBA Championship ring as one of the chief architects behind Detroit's suffocating defense that helped lift the Pistons to the 2004 NBA title. Prior to his six years at the helm of the Hawks, Woodson logged eight seasons as an assistant coach with Milwaukee (1996-97 through 1998-99), Cleveland (1999-2000 through 2000-01), Philadelphia (2001-02 through 2002-03) and Detroit (2003-04).

• Among the All-Stars he's mentored are Ray Allen (Milwaukee Bucks), Kenny Anderson (Atlanta Hawks), Carmelo Anthony (New York Knicks), Chauncey Billups (Detroit Pistons), Sam Cassell (Milwaukee Bucks), Derrick Coleman (Philadelphia 76ers), Baron Davis (New York Knicks), Blake Griffin (Los Angeles Clippers), Richard Hamilton (Detroit Pistons), Al Horford (Atlanta Hawks), Allen Iverson (Philadelphia 76ers), Joe Johnson (Atlanta Hawks), DeAndre Jordan (Los Angeles Clippers), Shawn Kemp (Cleveland Cavaliers), Jason Kidd (New York Knicks), Kenyon Martin (New York Knicks), Dikembe Mutombo (Philadelphia 76ers), Chris Paul (Los Angeles Clippers), Paul Pierce (Los Angeles Clippers), Julius Randle (New York Knicks), Glenn Robinson (Milwaukee Bucks), Derrick Rose (New York Knicks), Amar'e Stoudemire (New York Knicks), Antoine Walker (Atlanta Hawks), Ben Wallace (Detroit Pistons) and Rasheed Wallace (Detroit Pistons, New York Knicks).

• As an assistant, he has worked for greats such as Chris Ford (Bucks), George Karl (Bucks), Larry Brown (76ers and Pistons), Mike D'Antoni (Knicks), Doc Rivers (Clippers), and Tom Thibodeau (Knicks).

• The Knicks selected Woodson with the 12th pick of the 1980 NBA Draft and he enjoyed an 11-year NBA playing career, averaging 14.0 points over 786 games for the Knicks (1980-81), New Jersey (1981-82), Kansas City/Sacramento (1981-82 through 1985-86), the LA Clippers (1986-87 through 1987-88), Houston (1988-89 through 1990-91) and Cleveland (1990-91). He scored a career-high 18.2 ppg with Kansas City in 1982-83. He also averaged 12.2 points in 13 career Playoff games over five post-seasons. Woodson's NBA playing career began in 1980-81, when he averaged 4.7 points over 11.7 minutes in 81 contests with the Knicks.

• He had the honor of playing for some of the most decorated coaches in league history including Red Holzman (Knicks) Larry Brown (Nets) Cotton Fitzsimmons (Kings); Gene Shue (Clippers), Don Chaney (Clippers and Rockets).

• Woodson played 104 games for the Hoosiers after graduating in 1976 from Broad Ripple High School and is the fifth all-time leading scorer with 2,061 points and his 19.8 points per game average is tied (Calbert Cheaney) for the second highest by a Hoosier who played four seasons in college. He averaged 21.0 points during his junior season and helped lead Indiana to an NIT Championship. Woodson captained the USA's Pan American Games team to a gold medal during the summer prior to his senior year and was all set to have a perfect season with the Hoosiers who were ranked No. 1 in the preseason of the 1979-80 campaign. After five games, Woodson suffered a herniated disc in his back and had to undergo surgery. Upon losing Woodson, the Hoosiers went 7-5 in the Big Ten until he returned to spark Indiana back into action. IU finished the conference season with six straight victories and won the Big Ten title. Woodson was the MVP after playing in only six league games that season.

• The 63-year old was born on Mar. 24, 1958 in Indianapolis. At Broad Ripple High School in Indianapolis, he averaged 28.6 points as a senior, scored 1,154 points in his career, and earned All-State honors while being a member of the Indiana All-Stars. He was inducted into the IU Athletics Hall of Fame in 1992 and the Indiana Basketball Hall of Fame in 2010. Mike and his wife, Terri, have two daughters, Alexis and Mariah, who were volleyball players at Georgia Tech. Alexis also played one season at IU.



BIRTHDATE
March 24, 1958

BIRTHPLACE
Indianapolis, Ind.

WIFE
Terri

CHILDREN
Alexis, Mariah

HIGH SCHOOL
Broad Ripple

COLLEGE
Indiana (80)

DEGREE
B.A., Recreation

COACHING EXPERIENCE

MILWAUKEE BUCKS
1996-99: Assistant Coach

CLEVELAND CAVALIERS
1999-2001: Assistant Coach

PHILADELPHIA 76ERS
2001-03: Assistant Coach

DETROIT PISTONS
2003-04: Assistant Coach

ATLANTA HAWKS
2004-10: Head Coach

NEW YORK KNICKS
2011-12: Assistant Coach
2012-14: Head Coach

LOS ANGELES CLIPPERS
2014-18: Assistant Coach

NEW YORK KNICKS
2020-21: Assistant Coach

INDIANA
2021-Present: Head Coach



#0 • XAVIER JOHNSON

SENIOR/JUNIOR • GUARD • 6-3 • 200

WOODBIDGE, VA. • BISHOP O'CONNELL • PITTSBURGH

- Has scored 1,235 career points at IU and Pitt.
- Started and had 14 points and 3 assists against EMU... made his second start and had 13 points, 3 assists and 2 steals against NIU... had 8 points, an assist and a steal against St. John's... scored a bucket and had 6 assists against Louisiana... led the Hoosiers with 14 points and added 7 boards and 3 assists against Jackson State... had a solid 20-point, 7-rebound, 7-assist and 5-steal night against Marshall... had 4 points and a season-high 9 boards at Syracuse... posted 8 points and 6 rebounds against Nebraska... made all 6 of his free throws.



SINGLE-GAME
CAREER HIGHS

POINTS - 32
vs. Virginia Tech, 2/3/21

FG MADE - 11
vs. Virginia Tech, 2/3/21

3FG MADE - 5
at Northwestern, 12/9/20

REBOUNDS - 8
vs. NC State, 3/11/20

ASSISTS - 11
vs. Duke, 1/19/21

BLOCKS - 1
14x

STEALS - 6
vs. Virginia, 2/22/20

MINUTES - 45
at Wake Forest, 2/5/19

2021-22 GAME BY GAME STATS

Opponent	Date	GS	MIN	FG-FGA	PCT	3FG-3FGA	PCT	FT-FTA	PCT	OFF	DEF	TOT	AVG	PF	A	TO	BLK	STL	PTS	AVG	
Eastern Mich.	11/09/2021	*	24:45	4-9	.444	1-3	.333	5-8	.625	1	1	2	2.0	3	3	3	0	0	14	14.0	
Northern Ill.	11/12/2021	*	18:44	4-5	.800	1-1	1.000	4-4	1.000	0	2	2	2.0	3	3	2	1	2	13	13.5	
St. John's (NY)	11/17/2021	*	19:04	3-5	.600	1-2	.500	1-3	.333	0	2	2	2.0	4	1	3	0	1	8	11.7	
Louisiana	11/21/2021	*	16:16	1-4	.250	0-0	.000	0-0	.000	1	2	3	2.3	2	6	3	0	0	2	9.3	
Jackson St.	11/23/2021	*	25:23	5-6	.833	0-0	.000	4-6	.667	0	7	7	3.2	2	3	1	0	0	14	10.2	
Marshall	11/27/2021	*	29:43	7-12	.583	2-3	.667	4-4	1.000	0	7	7	3.8	3	7	2	0	5	20	11.8	
at Syracuse	11/30/2021	*	26:20	1-2	.500	0-0	.000	2-2	1.000	0	1	1	3.4	5	9	3	0	1	4	10.7	
Nebraska	12/04/2021	*	15:32	1-5	.200	0-1	.000	6-6	1.000	1	5	6	3.8	3	0	1	0	1	8	10.4	
Totals			8	175:47	26-48	.542	5-10	.500	26-33	.788	3	27	30	3.8	25	32	18	1	10	83	10.4

CAREER STATS

SEASON	TEAM	GP-GS	MIN/AVG	FG-FGA	FG%	3FG-3FGA	3FG%	FT-FTA	FT%	OFF	DEF	TOT	AVG	PF-FO	A	TO	BLK	STL	PTS	AVG
2018-19	Pitt	33-33	1051/31.8	159-383	.415	37-105	.352	157-209	.751	38	90	128	3.9	89-1	149	132	4	43	512	15.5
2019-20	Pitt	33-32	1100/33.3	123-330	.373	31-94	.330	108-142	.761	22	99	121	3.7	92-6	163	111	7	58	385	11.7
2020-21	Pitt	18-16	517/28.7	80-188	.426	25-78	.321	70-89	.787	9	53	62	3.4	56-3	103	59	3	23	255	14.2
2021-22	IND	8-8	176/22.0	26-48	.542	5-10	.500	26-33	.788	3	27	30	3.8	25-1	32	18	1	10	83	10.4
TOTAL FOR IND		8-8	176/22.0	26-48	.542	5-10	.500	26-33	.788	3	27	30	3.8	25-1	32	18	1	10	83	10.4
TOTAL		92-89	2843/30.9	388-949	.409	98-287	.341	361-473	.763	72	269	341	3.7	262-11	447	320	15	134	1235	13.4



#1 • ROB PHINISEE
SENIOR/JUNIOR • GUARD • 6-1 • 187
LAFAYETTE, IND. • MCCUTCHEON

- Led the team's effort of the bench with 7 points and 2 assists against EMU... had 5 points and a steal against NIU...had 2 assists versus St. John's... missed Marshall, Louisiana and Jackson State games with a leg injury... returned to the lineup at Syracuse and had 2 points, 3 boards and 3 assists...notched 5 points, 4 boards and 3 assists against Nebraska.



SINGLE-GAME
CAREER HIGHS

- POINTS - 18**
(2x) last at Iowa, 1/21/21
- FG MADE - 7**
(2x) last at Nebraska, 1/10/21
- 3FG MADE - 4**
at Iowa, 1/21/21
- REBOUNDS - 8**
vs. St. Francis, 3/19/19
- ASSISTS - 8**
(2x) last vs. UC Davis, 11/23/18
- BLOCKS - 3**
vs. Penn State, 12/30/20
- STEALS - 5**
(2x) last vs. Penn St., 2/23/20
- MINUTES - 48**
at Wisconsin, 1/7/21

2021-22 GAME BY GAME STATS

Opponent	Date	GS	MIN	FG-FGA	PCT	3FG-3FGA	PCT	FT-FTA	PCT	OFF	DEF	TOT	AVG	PF	A	TO	BLK	STL	PTS	AVG
Eastern Mich.	11/09/2021	25:49	3-11	.273	1-5	.200	0-0	.000	0	1	1	1.0	0	2	2	0	0	7	7.0	
Northern Ill.	11/12/2021	16:43	1-2	.500	1-2	.500	2-3	.667	0	1	1	1.0	3	1	2	0	1	5	6.0	
St. John's (NY)	11/17/2021	17:44	0-3	.000	0-2	.000	0-2	.000	0	1	1	1.0	1	2	2	0	1	0	4.0	
at Syracuse	11/30/2021	13:35	1-2	.500	0-1	.000	0-0	.000	0	3	3	1.5	5	3	1	0	0	2	3.5	
Nebraska	12/04/2021	24:28	2-7	.286	1-3	.333	0-0	.000	2	2	4	2.0	2	3	2	0	1	5	3.8	
Totals		0 98:20	7-25	.280	3-13	.231	2-5	.400	2	8	10	2.0	11	11	9	0	3	19	3.8	

CAREER STATS

				Field Goals		3-Point		F-Throws		Rebounds				Scoring						
SEASON	TEAM	GP-GS	MIN/AVG	FG-FGA	FG%	3FG-3FGA	3FG%	FT-FTA	FT%	OFF	DEF	TOT	AVG	PF-FO	A	TO	BLK	STL	PTS	AVG
2018-19	IND	32-29	875/27.3	78-216	.361	27-87	.310	35-53	.660	12	92	104	3.3	67-0	94	41	4	35	218	6.8
2019-20	IND	27-16	628/23.3	68-182	.374	23-69	.333	37-51	.725	6	61	67	2.5	60-1	93	52	6	27	196	7.3
2020-21	IND	27-24	736/27.2	69-199	.347	25-96	.260	30-47	.638	4	59	63	2.3	70-2	77	36	10	22	193	7.1
2021-22	IND	5-0	98/19.7	7-25	.280	3-13	.231	2-5	.400	2	8	10	2.0	11-1	11	9	0	3	19	3.8
TOTAL		91-69	2337/25.7	222-622	.357	78-265	.294	104-156	.667	24	220	244	2.7	208-4	275	138	20	87	626	6.9



#2 • MICHAEL DURR

SENIOR/JUNIOR • CENTER • 7-0 • 250

ATLANTA, GA. • VICTORY ROCK PREP • SOUTH FLORIDA

- Recovering from injury (knee) and did not play against EMU... saw his first action against NIU and posted 2 points and an assist in 10 minutes.... saw 3 minutes of action against St. John's and had a rebound... had a bucket, an assist and 2 blocks against Louisiana... finished with 2 points, 5 boards, 4 assists and a block and a steal against Jackson State... played 4 minutes against Marshall... chipped in 2 points and a board at Syracuse... Against Nebraska, came off the bench and had a bucket and 2 rebounds.



SINGLE-GAME CAREER HIGHS

POINTS - 18

at Wichita State, 3/6/21

FG MADE - 6

at Wichita State, 3/6/21

3FG MADE - 2

at Wichita State, 3/6/21

REBOUNDS - 14

vs. Wichita State, 12/22/20

ASSISTS - 4

vs. Jackson State, 11/23/21

BLOCKS - 4

(2x) last vs. Temple, 2/24/21

STEALS - 3

vs. Stetson, 12/8/20

MINUTES - 37

vs. Wichita State, 12/20/20

2021-22 GAME BY GAME STATS

Opponent	Date	GS	MIN	FG-FGA	PCT	3FG-3FGA	PCT	FT-FTA	PCT	OFF	DEF	TOT	AVG	PF	A	TO	BLK	STL	PTS	AVG
Northern Ill.	11/12/2021	09:59	1-4	250	0-0	.000	0-0	.000	0	0	0	0	2	1	2	0	0	2	2.0	
St. John's (NY)	11/17/2021	03:20	0-0	.000	0-0	.000	0-0	.000	1	0	1	0.5	2	0	1	0	0	0	1.0	
Louisiana	11/21/2021	15:59	1-3	.333	0-1	.000	0-0	.000	0	0	0	0.3	1	1	1	2	0	2	1.3	
Jackson St.	11/23/2021	13:26	0-3	.000	0-0	.000	2-2	1.000	0	5	5	1.5	1	4	1	1	0	2	1.5	
Marshall	11/27/2021	03:26	0-0	.000	0-0	.000	0-0	.000	0	0	0	1.2	1	0	2	0	0	0	1.2	
at Syracuse	11/30/2021	05:28	0-0	.000	0-0	.000	2-2	1.000	0	1	1	1.2	0	0	0	0	0	2	1.3	
Nebraska	12/04/2021	03:20	1-1	1.000	0-0	.000	0-0	.000	1	1	2	1.3	0	0	0	0	0	2	1.4	
Totals		0	54:58	3-11	.273	0-1	.000	4-4	1.000	2	7	9	1.3	7	6	7	3	0	10	1.4

CAREER STATS


SEASON	TEAM	GP-GS	MIN/AVG	FG-FGA	FG%	3FG-3FGA	3FG%	FT-FTA	FT%	OFF	DEF	TOT	AVG	PF-FO	A	TO	BLK	STL	PTS	AVG
2018-19	USF	38-37	810/21.3	78-153	.510	0-1	.000	59-110	.536	78	157	235	6.2	104-2	14	52	46	11	215	5.7
2019-20	USF	30-29	729/24.3	76-155	.490	0-3	.000	50-79	.633	70	112	182	6.1	71-2	10	42	23	11	202	6.7
2020-21	USF	19-19	501/26.4	57-139	.410	4-20	.200	49-62	.790	56	94	150	7.9	48-1	9	22	18	12	167	8.8
2021-22	IND	7-0	55/7.9	3-11	.273	0-1	.000	4-4	1.000	2	7	9	1.3	7-0	6	7	3	0	10	1.4
TOTAL FOR IND		7-0	55/7.9	3-11	.273	0-1	.000	4-4	1.000	2	7	9	1.3	7-0	6	7	3	0	10	1.4
TOTAL		94-85	2094/22.3	214-458	.467	4-25	.160	162-255	.635	206	370	576	6.1	230-5	39	123	90	34	594	6.3



#3 • ANTHONY LEAL

SOPHOMORE/FRESHMAN • GUARD • 6-5 • 210
BLOOMINGTON, IND. • BLOOMINGTON SOUTH

- Did not see action against EMU... got his first playing time against NIU and responded with 7 points, making all 3 shots, including a 3-pointer... did not play against St. John's... had 5 points against Louisiana... hit a triple and had a steal against Jackson State... did not play against Marshall or Syracuse... played 12 minutes and hit a three-pointer and had 2 assists, a rebound and a steal against Nebraska.



SINGLE-GAME CAREER HIGHS

POINTS - 9

at Wisconsin, 1/7/21

FG MADE - 3

(2x) last vs. N. Illinois, 11/12/21

3FG MADE - 3

at Wisconsin, 1/7/21

REBOUNDS - 4

(2x) last vs. Iowa, 2/7/21

ASSISTS - 3

(3x) vs. Rutgers, 1/24/21

BLOCKS - 1

at Wisconsin, 1/7/21

STEALS - 3

vs. Iowa, 2/7/21

MINUTES - 35

at Wisconsin, 1/7/21

2021-22 GAME BY GAME STATS

Opponent	Date	GS	MIN	FG-FGA	PCT	3FG-3FGA	PCT	FT-FTA	PCT	OFF	DEF	TOT	AVG	PF	A	TO	BLK	STL	PTS	AVG
Northern Ill.	11/12/2021		05:17	3-3	1.000	1-1	1.000	0-0	.000	1	0	1	1.0	1	0	0	0	0	7	7.0
Louisiana	11/21/2021		07:25	2-3	.667	1-2	.500	0-0	.000	0	1	1	1.0	2	0	0	0	0	5	6.0
Jackson St.	11/23/2021		11:56	1-2	.500	1-2	.500	0-0	.000	1	0	1	1.0	1	0	1	0	1	3	5.0
Nebraska	12/04/2021		12:23	1-1	1.000	1-1	1.000	0-0	.000	0	1	1	1.0	1	2	1	0	1	3	4.5
Totals		0	37:01	7-9	.778	4-6	.667	0-0	.000	2	2	4	1.0	5	2	4	0	2	18	4.5

CAREER STATS

SEASON	TEAM	GP-GS	MIN/AVG	FG-FGA	FG%	3FG-3FGA	3FG%	FT-FTA	FT%	OFF	DEF	TOT	AVG	PF-FO	A	TO	BLK	STL	PTS	AVG
2020-21	IND	20-0	234/11.7	10-32	.313	9-30	.300	3-5	.600	7	20	27	1.4	14-0	20	11	1	9	32	1.6
2021-22	IND	4-0	37/9.3	7-9	.778	4-6	.667	0-0	.000	2	2	4	1.0	5-0	2	4	0	2	18	4.5
TOTAL		24-0	271/11.3	17-41	.415	13-36	.361	3-5	.600	9	22	31	1.3	19-0	22	15	1	11	50	2.1



#4 • KHRISTIAN LANDER

SOPHOMORE/FRESHMAN • GUARD • 6-2 • 185

EVANSVILLE, IND. • REITZ

- Did not see action against EMU... played 7 minutes against NIU and had 7 points and a steal... came up big off the bench with a layup and assist against St. John's in the second half... posted 9 points and set career-high's for rebounds (6), assists (6) and minutes played (24) against Louisiana... had 3 points and 2 assists against Jackson State... had a basket against Marshall... came off the bench with 4.7 seconds left in regulation and played the rest of the game... had 4 points, a rebound and an assist at Syracuse... did not play against Nebraska.



SINGLE-GAME CAREER HIGHS

POINTS - 10

vs. North Alabama, 12/13/20

FG MADE - 3

(3x) last vs. Louisiana, 11/21/21

3FG MADE - 2

(3x) last vs. Illinois, 2/2/21

REBOUNDS - 6

vs. Louisiana, 11/21/21

ASSISTS - 6

vs. Louisiana, 11/21/21

BLOCKS - 3

vs. Stanford, 12/2/20

STEALS - 2

vs. Louisiana, 11/21/21

MINUTES - 24

vs. Louisiana, 11/21/21

2021-22 GAME BY GAME STATS

Opponent	Date	GS	MIN	FG-FGA	PCT	3FG-3FGA	PCT	FT-FTA	PCT	OFF	DEF	TOT	AVG	PF	A	TO	BLK	STL	PTS	AVG
Northern Ill.	11/12/2021		06:49	2-5	.400	1-3	.333	2-2	1.000	0	0	0	0.0	1	0	1	0	1	7	7.0
St. John's (NY)	11/17/2021		06:06	1-2	.500	0-1	.000	0-0	0.000	0	1	1	0.5	3	1	0	0	0	2	4.5
Louisiana	11/21/2021		23:53	3-6	.500	1-3	.333	2-2	1.000	0	6	6	2.3	1	6	4	0	2	9	6.0
Jackson St.	11/23/2021		16:53	1-4	.250	0-0	.000	1-2	.500	0	1	1	2.0	2	2	1	1	0	3	5.3
Marshall	11/27/2021		10:17	1-2	.500	0-1	.000	0-0	0.000	0	0	1	1.6	1	0	3	0	0	2	4.6
at Syracuse	11/30/2021		10:05	1-1	1.000	1-1	1.000	1-2	.500	0	1	1	1.5	1	1	2	0	0	4	4.5
Totals		0	74:03	9-20	.450	3-9	.333	6-8	.750	0	9	9	1.5	9	10	11	1	3	27	4.5

CAREER STATS

SEASON	TEAM	GP-GS	MIN/AVG	FG-FGA	FG%	3FG-3FGA	3FG%	FT-FTA	FT%	OFF	DEF	TOT	AVG	PF-FO	A	TO	BLK	STL	PTS	AVG
2020-21	IND	26-0	263/10.1	18-70	.257	12-44	.273	7-8	.875	0	21	21	0.8	31-1	30	26	4	9	55	2.1
2021-22	IND	6-0	74/12.3	9-20	.450	3-9	.333	6-8	.750	0	9	9	1.5	9-0	10	11	1	3	27	4.5
TOTAL		32-0	337/10.5	27-90	.300	15-53	.283	13-16	.813	0	30	30	0.9	40-1	40	37	5	12	82	2.6




#12 • MILLER KOPP

SENIOR/JUNIOR • FORWARD • 6-7 • 215

HOUSTON, TEXAS • HOUSTON CHRISTIAN • NORTHWESTERN

- Started and had 3 points, 3 boards and assist and steal against EMU... had 4 points, 2 boards and an assist in a start against NIU... against St. John's, he had 12 points and tied a career-high with 3 blocked shots... finished with 7 points and 7 rebounds against Louisiana... contributed 12 points and 5 boards versus Jackson State... added 5 points and 2 assists against Marshall... played a career-high 48 minutes and had a career-high 28 points on 9 of 16 shooting, including 4 of 9 from long distance... added 4 boards, 3 assists and 2 steals at Syracuse... had 3 boards and 3 assists against Nebraska.



SINGLE-GAME CAREER HIGHS

POINTS - 28

at Syracuse, 11/30/21

FG MADE - 9

(3x) last at Syracuse, 11/30/21

3FG MADE - 5

vs. Penn State, 3/7/20

REBOUNDS - 9

at Ohio State, 1/13/21

ASSISTS - 4

(5x) last at Penn State, 2/15/20

BLOCKS - 3

(2x) last vs. St. John's, 11/17/21

STEALS - 3

(3x) last vs. Indiana, 2/10/21

MINUTES - 48

at Syracuse, 11/30/21

2021-22 GAME BY GAME STATS

Opponent	Date	GS	MIN	FG-FGA	PCT	3FG-3FGA	PCT	FT-FTA	PCT	OFF	DEF	TOT	AVG	PF	A	TO	BLK	STL	PTS	AVG
Eastern Mich.	11/09/2021	*	18:04	1-5	.200	0-3	.000	1-1	1.000	0	3	3	3.0	0	1	0	0	1	3	3.0
Northern Ill.	11/12/2021	*	19:09	1-4	.250	0-1	.000	2-2	1.000	1	1	2	2.5	2	1	0	0	0	4	3.5
St. John's (NY)	11/17/2021	*	22:45	4-10	.400	2-4	.500	2-2	1.000	1	1	2	2.3	0	0	1	3	0	12	6.3
Louisiana	11/21/2021	*	30:25	2-3	.667	1-1	1.000	2-2	1.000	1	6	7	3.5	1	1	0	1	0	7	6.5
Jackson St.	11/23/2021	*	24:34	3-11	.273	2-7	.286	4-4	1.000	0	5	5	3.8	1	1	0	0	1	12	7.6
Marshall	11/27/2021	*	22:50	2-3	.667	1-1	1.000	0-0	.000	0	2	2	3.5	1	2	0	0	0	5	7.2
at Syracuse	11/30/2021	*	48:05	9-16	.563	4-9	.444	6-7	.857	0	4	4	3.6	3	3	2	0	2	28	10.1
Nebraska	12/04/2021	*	23:53	0-5	.000	0-2	.000	0-0	.000	1	2	3	3.5	1	3	4	0	0	0	8.9
Totals			8	209:46	22-57	.386	10-28	.357	17-18	.944	4	24	28	3.5	9	12	7	4	71	8.9

CAREER STATS

SEASON	TEAM	GP-GS	MIN/AVG	FG-FGA	FG%	3FG-3FGA	3FG%	FT-FTA	FT%	OFF	DEF	TOT	AVG	PF-FO	A	TO	BLK	STL	PTS	AVG
2018-19	NU	32-19	525/16.4	60-162	.370	23-72	.319	14-20	.700	15	54	69	2.2	53-0	35	36	13	13	157	4.9
2019-20	NU	31-31	1001/32.3	140-340	.412	65-164	.396	60-67	.896	24	83	107	3.5	42-0	38	38	5	14	405	13.1
2020-21	NU	24-24	752/31.3	90-227	.396	34-103	.330	56-66	.848	12	62	74	3.1	34-1	27	35	3	24	270	11.3
2021-22	IND	8-8	210/26.2	22-57	.386	10-28	.357	17-18	.944	4	24	28	3.5	9-0	12	7	4	4	71	8.9
TOTAL FOR IND		8-8	210/26.2	22-57	.386	10-28	.357	17-18	.944	4	24	28	3.5	9-0	12	7	4	4	71	8.9
TOTAL		95-82	2488/26.2	312-786	.397	132-367	.360	147-171	.860	55	223	278	2.9	138-1	112	116	25	55	903	9.5



#22 • JORDAN GERONIMO

SOPHOMORE/FRESHMAN • FORWARD • 6-6 • 220

NEWARK, N.J. • ST. PAUL'S (NH)

- Off the bench, he had 4 points and 4 boards against EMU... notched 6 points, 2 assists and 2 boards against NIU... had 7 points, 5 boards, a steal and defended game-winning shot attempt against St. John's... had 3 points, 6 boards, 2 steals and 2 blocks against Louisiana... posted 6 points and a career-high 8 rebounds against Jackson State... played 7 minutes against Marshall... played 4 minutes at Syracuse and had a rebound and a steal...had 3 points and 2 boards against Nebraska.



SINGLE-GAME CAREER HIGHS

POINTS - 8

at Rutgers, 2/24/21

FG MADE - 3

(3x) last at Rutgers, 2/24/21

3FG MADE - 2

at Rutgers, 2/24/21

REBOUNDS - 8

vs. Jackson State, 11/23/21

ASSISTS - 2

vs. N. Illinois, 11/12/21

BLOCKS - 2

(2x) last vs. Louisiana, 11/21/21

STEALS - 2

(2x) last vs. Louisiana, 11/21/21

MINUTES - 21

vs. Louisiana, 11/21/21

2021-22 GAME BY GAME STATS

Opponent	Date	GS	MIN	FG-FGA	PCT	3FG-3FGA	PCT	FT-FTA	PCT	OFF	DEF	TOT	AVG	PF	A	TO	BLK	STL	PTS	AVG
Eastern Mich.	11/09/2021		14:50	2-5	.400	0-2	.000	0-0	.000	0	4	4	4.0	1	0	0	0	4	4.0	
Northern Ill.	11/12/2021		18:10	2-3	.667	1-2	.500	1-2	.500	1	1	2	3.0	2	1	0	0	6	5.0	
St. John's (NY)	11/17/2021		08:10	3-4	.750	1-1	1.000	0-0	.000	1	4	5	3.7	2	0	0	0	1	7	5.7
Louisiana	11/21/2021		20:38	1-7	.143	0-2	.000	1-3	.333	4	2	6	4.3	4	1	5	2	2	3	5.0
Jackson St.	11/23/2021		17:30	2-4	.500	0-1	.000	2-8	.250	3	5	8	5.0	2	0	0	0	6	5.2	
Marshall	11/27/2021		07:09	0-0	.000	0-0	.000	0-0	.000	0	0	0	4.2	2	0	2	0	0	0	4.3
at Syracuse	11/30/2021		03:57	0-1	.000	0-0	.000	0-0	.000	0	1	1	3.7	0	0	2	0	1	0	3.7
Nebraska	12/04/2021		05:32	1-2	.500	0-0	.000	1-2	.500	1	1	2	3.5	1	0	1	0	0	3	3.6
Totals			0 95:56	11-26	.423	2-8	.250	5-15	.333	10	18	28	3.5	14	3	11	2	4	29	3.6

CAREER STATS

SEASON	TEAM	GP-GS	MIN/AVG	FG-FGA	FG%	3FG-3FGA	3FG%	FT-FTA	FT%	OFF	DEF	TOT	AVG	PF-FO	A	TO	BLK	STL	PTS	AVG
2020-21	IND	21-0	168/8.0	19-37	.514	4-10	.400	5-18	.278	12	25	37	1.8	22-0	5	10	2	6	47	2.2
2021-22	IND	8-0	96/12.0	11-26	.423	2-8	.250	5-15	.333	10	18	28	3.5	14-0	3	11	2	4	29	3.6
TOTAL		29-0	264/9.1	30-63	.476	6-18	.333	10-33	.303	22	43	65	2.2	36-0	8	21	4	10	76	2.6



#23 • TRAYCE JACKSON-DAVIS

JUNIOR/SOPHOMORE • FORWARD • 6-9 • 245

GREENWOOD, IND. • CENTER GROVE

- B1G Player of the Week (11/15)
- Dick Vitale National Player of the Week (11/29)
- 42nd on IU all-time scoring list with 1,117 points

• Had his 23rd career double-double with 21 points and 14 rebounds... added 3 blocks against EMU... versus NIU, he finished with 19 points, 7 boards and 7 blocks, which is tied for the 4th best single-game effort in IU history... led IU with 18 points and 10 boards, his 24th career double-double, versus the Red Storm... added 2 blocks... eclipsed the 1,000-point mark in that game... scored 11 points and had 7 boards and 2 blocks against Louisiana... had 11 points and 4 blocks against Jackson State... established a Simon Skjodt Assembly Hall record with 43 points against Marshall... hit a career-high 18 of 24 field goal attempts... 18 field goals is tied for most ever made by an IU player in the building... 9 were dunks... added 5 blocks, 4 assists and 2 steals... dominated at Syracuse with 31 points, 16 rebounds and 3 blocked shots... 25th career double-double... chipped in 14 points, 7 boards, 3 steals and 4 blocked shots against Nebraska.



SINGLE-GAME CAREER HIGHS

POINTS - 43

vs. Marshall, 11/27/21

FG MADE - 18

vs. Marshall, 11/27/21

3FG MADE - N/A

REBOUNDS - 17

(2x) last at Florida State, 12/9/20

ASSISTS - 4

(5x) last vs. Marshall, 11/27/21

BLOCKS - 7

vs. N. Illinois, 11/12/21

STEALS - 3

(2x) last at Michigan St., 3/2/21

MINUTES - 49

at Wisconsin, 1/7/21

DOUBLE-DOUBLES - 25

last at Syracuse, 11/30/21
31p, 16r

2021-22 GAME BY GAME STATS

Opponent	Date	GS	MIN	FG-FGA	PCT	3FG-3FGA	PCT	FT-FTA	PCT	OFF	DEF	TOT	AVG	PF	A	TO	BLK	STL	PTS	AVG
Eastern Mich.	11/09/2021	*	36:44	9-14	.643	0-0	.000	3-7	.429	2	12	14	14.0	0	3	0	3	0	21	21.0
Northern Ill.	11/12/2021	*	26:03	6-9	.667	0-1	.000	7-11	.636	1	6	7	10.5	1	1	1	7	1	19	20.0
St. John's (NY)	11/17/2021	*	36:32	7-12	.583	0-0	.000	4-7	.571	2	8	10	10.0	2	4	3	2	0	18	19.3
Louisiana	11/21/2021	*	19:02	4-8	.500	0-0	.000	3-3	1.000	2	5	7	9.5	3	2	1	2	0	11	17.3
Jackson St.	11/23/2021	*	24:27	5-7	.714	0-0	.000	1-2	.500	1	2	3	8.2	2	1	1	4	0	11	16.0
Marshall	11/27/2021	*	36:34	18-24	.750	0-0	.000	7-9	.778	2	3	5	7.7	0	4	3	5	2	43	20.5
at Syracuse	11/30/2021	*	44:32	11-16	.688	0-0	.000	9-14	.643	6	10	16	8.9	2	0	6	3	0	31	22.0
Nebraska	12/04/2021	*	35:22	5-11	.455	0-0	.000	4-5	.800	0	7	7	8.6	1	0	4	4	3	14	21.0
Totals		8	259:16	65-101	.644	0-1	.000	38-58	.655	16	53	69	8.6	11	15	19	30	6	168	21.0

CAREER STATS

SEASON	TEAM	GP-GS	MIN/AVG	FG-FGA	FG%	3FG-3FGA	3FG%	FT-FTA	FT%	OFF	DEF	TOT	AVG	PF-FO	A	TO	BLK	STL	PTS	AVG
2019-20	IND	32-32	939/29.3	159-281	.566	0-0	.000	115-168	.685	96	174	270	8.4	64-0	37	42	59	22	433	13.5
2020-21	IND	27-27	925/34.2	183-354	.517	0-0	.000	150-229	.655	87	156	243	9.0	58-0	39	59	38	20	516	19.1
2021-22	IND	8-8	259/32.4	65-101	.644	0-1	.000	38-58	.655	16	53	69	8.6	11-0	15	19	30	6	168	21.0
TOTAL		67-67	2123/31.7	407-736	.553	0-1	.000	303-455	.666	199	383	582	8.7	133-0	91	120	127	48	1117	16.7



#25 • RACE THOMPSON

SENIOR/REDSHIRT JUNIOR • FORWARD • 6-8 • 228
PLYMOUTH, MINN. • ARMSTRONG

2nd in Big Ten in rebounding at 8.9

• Solid effort against EMU with 5 points, 10 rebounds, 3 rebounds and 2 blocked shots... 6th career double-digit rebound effort... posted his 4th career double-double with 12 points and 4 boards against NIU... it was his 7th career double-digit rebounding effort... had game-clinching basket with 25 seconds left and finished with 15 points, 5 boards, 2 assists and 4 steals against St. John's... posted 8 points and 8 rebounds in 19 minutes against Louisiana... notched 4 points, 5 boards and 2 assists against Jackson State... had 8 points and posted his 8th career double-digit rebounding effort with 10 against Marshall... added 2 steals and a block... had his 5th career double-double with 17 points, 12 rebounds and added 8 assists at Syracuse... had a second straight double-double and third straight double-digit rebound effort with 11 points and 11 rebounds against Nebraska.



SINGLE-GAME CAREER HIGHS

POINTS - 22

vs. Providence, 11/30/20

FG MADE - 8

vs. Providence, 11/30/20

3FG MADE - 1

(8x) last vs. Marshall, 11/27/21

REBOUNDS - 13

vs. Providence, 11/30/20

ASSISTS - 8

at Syracuse, 11/30/21

BLOCKS - 4

(3x) last vs. Iowa, 2/7/21

STEALS - 7

vs. Michigan State, 2/20/21

MINUTES - 45

at Syracuse, 11/30/21

DOUBLE-DOUBLES - 6

last vs. Nebraska, 12/4/21
11p, 11r

2021-22 GAME BY GAME STATS

Opponent	Date	GS	MIN	FG-FGA	PCT3FG-3FGA	PCTFT-FTA	PCTOFF-DEF	TOT	AVG	PF	A	TO	BLK	STL	PTS	AVG				
Eastern Mich.	11/09/2021	*	24:01	2-6	.333	0-4	.000	1-2	500	1	9	10	10.0	4	3	0	2	1	5	5.0
Northern Ill.	11/12/2021	*	15:42	3-5	.600	1-2	.500	5-6	.833	3	7	10	10.0	2	0	3	1	0	12	8.5
St. John's (NY)	11/17/2021	*	31:58	6-9	.667	0-1	.000	3-3	1.000	1	4	5	8.3	0	2	3	0	4	15	10.7
Louisiana	11/21/2021	*	19:22	3-4	.750	0-1	.000	2-3	.667	0	8	8	8.3	3	2	2	1	1	8	10.0
Jackson St.	11/23/2021	*	22:30	2-5	.400	0-0	.000	0-0	.000	1	4	5	7.6	0	2	3	1	1	4	8.8
Marshall	11/27/2021	*	31:04	2-8	.250	1-3	.333	3-6	.500	3	7	10	8.0	2	1	2	1	2	8	8.7
at Syracuse	11/30/2021	*	44:33	8-14	.571	0-0	.000	1-1	1.000	5	7	12	8.6	3	8	7	0	1	17	9.9
Nebraska	12/04/2021	*	30:06	5-9	.556	0-2	.000	1-2	.500	2	9	11	8.9	1	2	0	1	1	11	10.0
Totals			8	219-16	31-60	.517	2-13	.154	16-23	.696	16	55	71	8.9	15	20	7	11	80	10.0

CAREER STATS

SEASON	TEAM	GP-GS	MIN/AVG	FG-FGA	FG%	3FG-3FGA	3FG%	FT-FTA	FT%	OFF	DEF	TOT	AVG	PF-FO	A	TO	BLK	STL	PTS	AVG
2018-19	IND	9-0	63/7.0	2-5	.400	0-3	.000	2-4	.500	5	14	19	2.1	4-0	1	0	3	3	6	0.7
2019-20	IND	29-0	394/13.6	37-80	.463	3-10	.300	29-44	.659	37	77	114	3.9	44-0	13	12	19	20	106	3.7
2020-21	IND	27-27	760/28.1	87-169	.515	3-15	.200	70-114	.614	54	113	167	6.2	63-0	37	31	34	28	247	9.1
2021-22	IND	8-8	219/27.4	31-60	.517	2-13	.154	16-23	.696	16	55	71	8.9	15-0	20	20	7	11	80	10.0
TOTAL		73-35	1437/19.7	157-314	.500	8-41	.195	117-185	.632	112	259	371	5.1	126-0	71	63	63	62	439	6.0



#32 • TREY GALLOWAY

SOPHOMORE/FRESHMAN • GUARD • 6-4 • 210

CULVER, IND. • CULVER ACADEMIES

- Out indefinitely after being injured against St. John's.
- Had 2 points and 2 boards off the bench against EMU... finished with 7 points, 2 boards and 3 assists against NIU... had a brief outing against St. John's and had a rebound and steal... left game after he was on the receiving end of a flagrant 2 foul... did not return.



SINGLE-GAME CAREER HIGHS

POINTS - 13

vs. Tennessee Tech, 11/25/20

FG MADE - 6

vs. Tennessee Tech, 11/25/20

3FG MADE - 2

vs. Northwestern, 12/23/20

REBOUNDS - 5

vs. Texas, 12/1/20

ASSISTS - 5

(2x) last vs. Penn St., 12/30/20

BLOCKS - 1

(2x) last vs. E. Michigan, 11/9/21

STEALS - 3

vs. Providence, 11/30/20

MINUTES - 37

vs. Penn St., 12/30/20

2021-22 GAME BY GAME STATS

Opponent	Date	GS	MIN	FG-FGA	PCT	3FG-3FGA	PCT	FT-FTA	PCT	OFF	DEF	TOT	AVG	PF	A	TO	BLK	STL	PTS	AVG
Eastern Mich.	11/09/2021		13:55	1-2	.500	0-1	.000	0-0	.000	0	2	2	2.0	4	1	2	1	0	2	2.0
Northern Ill.	11/12/2021		22:49	3-7	.429	1-3	.333	0-0	.000	0	2	2	2.0	1	3	1	0	0	7	4.5
St. John's (NY)	11/17/2021		04:26	0-0	.000	0-0	.000	0-0	.000	0	1	1	1.7	1	0	0	0	1	0	3.0
Totals		0	41:10	4-9	.444	1-4	.250	0-0	.000	0	5	5	1.7	6	4	3	1	1	9	3.0

CAREER STATS

SEASON	TEAM	GP-GS	MIN/AVG	FG-FGA	FG%	3FG-3FGA	3FG%	FT-FTA	FT%	OFF	DEF	TOT	AVG	PF-FO	A	TO	BLK	STL	PTS	AVG
2020-21	IND	25-7	488/19.5	35-84	.417	6-33	.182	14-19	.737	12	35	47	1.9	45-0	39	25	1	11	90	3.6
2021-22	IND	3-0	41/13.7	4-9	.444	1-4	.250	0-0	.000	0	5	5	1.7	6-0	4	3	1	1	9	3.0
TOTAL		28-7	529/18.9	39-93	.419	7-37	.189	14-19	.737	12	40	52	1.9	51-0	43	28	2	12	99	3.5



#45 • PARKER STEWART

GRADUATE STUDENT/RS-JUNIOR • GUARD • 6-5 • 200
UNION CITY, TENN. • UNION CITY/PITT/UT-MARTIN

- Wears #45 at IU in honor of his late father, Anthony, who coached him at UT Martin and wore the number when he played collegiately at Mt. Union from 1989-93.
- Leads Big Ten in 3-point field goal percentage at 47.7%.
- Started and hit 2 of 4 3-pointers and added a steal against EMU... started against NIU and had 2 boards and a steal... hit a triple and had 2 boards, an assist and a steal against St. John's... had a season-high 16 points against Louisiana... hit 6 of 7 FGA and 4 of 5 3's... finished with 9 points and made 3 out of 5 triples against Jackson State... had 6 points and 7 boards against Marshall... finished with 20 points, 2 assists and a steal at Syracuse... made 6 of 12 long distance calls... had 9 points and 3 boards against Nebraska.



SINGLE-GAME CAREER HIGHS

- POINTS - 33**
(2x) last at Morehead St., 2/1/20
- FG MADE - 11**
at Morehead St., 2/1/20
- 3FG MADE - 7**
at Syracuse, 1/16/18
- REBOUNDS - 11**
at Western Illinois, 11/13/19
- ASSISTS - 8**
vs. Tenn Tech, 2/6/20
- BLOCKS - 2**
vs. Wake Forest, 2/21/18
- STEALS - 4**
vs. St. Louis Pharmacy, 11/5/19
- MINUTES - 40**
vs. Jacksonville State, 2/8/20

2021-22 GAME BY GAME STATS

Opponent	Date	GS	MIN	FG-FGA	PCT	3FG-3FGA	PCT	FT-FTA	PCT	OFF	DEF	TOT	AVG	PF	A	TO	BLK	STL	PTS	AVG
Eastern Mich.	11/09/2021	*	27:16	2-5	.400	2-4	.500	0-0	.000	0	1	1	1.0	2	0	0	1	6	6.0	
Northern Ill.	11/12/2021	*	17:02	0-5	.000	0-4	.000	0-0	.000	0	2	2	1.5	2	0	0	1	0	3.0	
St. John's (NY)	11/17/2021	*	23:03	1-3	.333	1-3	.333	0-0	.000	0	2	2	1.7	3	1	1	0	1	3	3.0
Louisiana	11/21/2021	*	18:04	6-7	.857	4-5	.800	0-0	.000	0	0	0	1.3	3	0	1	0	16	6.3	
Jackson St.	11/23/2021	*	18:09	3-6	.500	3-5	.600	0-0	.000	0	2	2	1.4	1	1	2	0	1	9	6.8
Marshall	11/27/2021	*	35:10	2-6	.333	2-5	.400	0-0	.000	0	7	7	2.3	4	0	0	0	6	6.7	
at Syracuse	11/30/2021	*	39:01	6-12	.500	6-12	.500	2-3	.667	0	1	1	2.1	5	2	2	0	1	20	8.6
Nebraska	12/04/2021	*	24:45	3-7	.429	3-6	.500	0-0	.000	0	3	3	2.3	2	0	0	0	9	8.6	
Totals			8 202:30	23-51	.451	21-44	.477	2-3	.667	0	18	18	2.3	22	4	6	0	5	69	8.6

CAREER STATS

SEASON	TEAM	GP-GS	MIN/AVG	FG-FGA	FG%	3FG-3FGA	3FG%	FT-FTA	FT%	OFF	DEF	TOT	AVG	PF-FO	A	TO	BLK	STL	PTS	AVG
2017-18	Pitt	32-20	839/26.2	90-235	.383	71-184	.386	40-50	.800	16	89	105	3.3	51-0	29	19	5	14	291	9.1
2019-20	UTM	25-24	903/36.1	157-381	.412	71-204	.348	95-124	.766	20	95	115	4.6	71-1	94	82	10	21	480	19.2
2021-22	IND	8-8	202/25.3	23-51	.451	21-44	.477	2-3	.667	0	18	18	2.3	22-1	4	6	0	5	69	8.6
TOTAL FOR IND		8-8	202/25.3	23-51	.451	21-44	.477	2-3	.667	0	18	18	2.3	22-1	4	6	0	5	69	8.6
TOTAL		65-52	1945/29.9	270-667	.405	163-432	.377	137-177	.774	36	202	238	3.7	144-2	127	107	15	40	840	12.9



#51 • LOGAN DUNCOMB
FRESHMAN • CENTER • 6-9 • 235
CINCINNATI, OHIO • ARCHBISHOP MOELLER



- Did not see action against EMU... got his first playing time and had 2 boards and an assist in 4 minutes of action... did not play against St. John's, Syracuse. or Nebraska.

SINGLE-GAME
CAREER HIGHS

POINTS - N/A

FG MADE - N/A

3FG MADE - N/A

REBOUNDS - 2
vs. N. Illinois, 11/12/21

ASSISTS - 1
vs. N. Illinois, 11/12/21

BLOCKS - N/A

STEALS - N/A

MINUTES - N/A

DOUBLE-DOUBLES -
N/A

2021-22 GAME BY GAME STATS

Opponent	Date	GS	MIN	FG-FGA	PCT	3FG-3FGA	PCT	FT-FTA	PCT	OFF	DEF	TOT	AVG	PF	A	TO	BLK	STL	PTS	AVG
Northern Ill.	11/12/2021		03:58	0-1	.000	0-0	.000	0-0	.000	1	1	2	2.0	0	1	1	0	0	0	0.0
Totals		0	03:58	0-1	.000	0-0	.000	0-0	.000	1	1	2	2.0	0	1	1	0	0	0	0.0

CAREER STATS

SEASON	TEAM	GP-GS	MIN/AVG	FG-FGA	FG%	3FG-3FGA	3FG%	FT-FTA	FT%	OFF	DEF	TOT	AVG	PF	FO	A	TO	BLK	STL	PTS	AVG
2021-22	IND	1-0	4/4.0	0-1	.000	0-0	.000	0-0	.000	1	1	2	2.0	0-0	1	1	0	0	0	0	0.0
TOTAL		1-0	4/4.0	0-1	.000	0-0	.000	0-0	.000	1	1	2	2.0	0-0	1	1	0	0	0	0	0.0



#53 • TAMAR BATES

FRESHMAN • GUARD • 6-5 • 180
KANSAS CITY, KAN. • IMG ACADEMY

- Played his first game as a Hoosier against EMU and had 6 points and 2 boards... had 3 points and 3 boards against NIU... had 11 points and an assist against St. John's... made 5 of 10 shots... posted 10 points and 3 assists against Louisiana... had 6 points, a block and a steal against Jackson State... played 24 minutes and added 6 points against Marshall... played 14 minutes and had 2 points against Syracuse... came off the bench and had 13 points, 11 in the first half, against Nebraska in 25 minutes.



SINGLE-GAME CAREER HIGHS

POINTS - 13
vs. Nebraska, 12/4/21

FG MADE - 5
vs. St. John's, 11/17/21

3FG MADE - 3
vs. Nebraska, 12/4/21

REBOUNDS - 3
vs. N. Illinois, 11/12/21

ASSISTS - 3
vs. Louisiana, 11/21/21

BLOCKS - 1
vs. Jackson State, 11/23/21

STEALS - 1
(2x) last vs. Marshall, 11/27/21

MINUTES - 27
vs. St. John's, 11/17/21

2021-22 GAME BY GAME STATS

Opponent	Date	GS	MIN	FG-FGA	PCT	3FG-3FGA	PCT	FT-FTA	PCT	OFF	DEF	TOT	AVG	PF	A	TO	BLK	STL	PTS	AVG				
Eastern Mich.	11/09/2021		14:36	2-5	.400	0-2	.000	2-2	1.000	0	2	2	2.0	1	0	1	0	0	6	6.0				
Northern Ill.	11/12/2021		19:35	1-3	.333	1-3	.333	0-0	.000	0	3	3	2.5	2	1	1	0	0	3	4.5				
St. John's (NY)	11/17/2021		26:52	5-10	.500	1-4	.250	0-2	.000	0	1	1	2.0	2	1	1	0	0	11	6.7				
Louisiana	11/21/2021		23:57	4-6	.667	2-3	.667	0-0	.000	1	1	2	2.0	4	3	3	0	0	10	7.5				
Jackson St.	11/23/2021		23:05	2-3	.667	0-0	.000	2-2	1.000	0	0	0	1.6	0	1	0	1	1	6	7.2				
Marshall	11/27/2021		23:47	2-4	.500	2-2	1.000	0-0	.000	0	1	1	1.5	1	0	1	0	1	6	7.0				
at Syracuse	11/30/2021		14:24	1-5	.200	0-4	.000	0-0	.000	0	0	0	1.3	0	1	0	0	2	6.3	7.0				
Nebraska	12/04/2021		24:39	4-9	.444	3-7	.429	2-2	1.000	0	0	0	1.1	0	0	1	0	0	13	7.1				
Totals				0	170	45	21	45	.467	0	75	6	8	75	1	8	0	1	10	6	9	1	57	7.1

CAREER STATS

SEASON	TEAM	GP-GS	MIN/AVG	FG-FGA	FG%	3FG-3FGA	3FG%	FT-FTA	FT%	OFF	DEF	TOT	AVG	PF-FO	A	TO	BLK	STL	PTS	AVG
2021-22	IND	8-0	171/21.4	21-45	.467	9-25	.360	6-8	.750	1	8	9	1.1	10-0	6	9	1	2	57	7.1
TOTAL		8-0	171/21.4	21-45	.467	9-25	.360	6-8	.750	1	8	9	1.1	10-0	6	9	1	2	57	7.1

#5 • MICHAEL SHIPP

JUNIOR/SOPHOMORE • GUARD • 6-3 • 190
CINCINNATI, OHIO • MOELLER

- Joined the team as a non-scholarship player... has sat out most of the fall due to a lower leg injury... saw action against UNA.

**#11 • SHAAN BURKE**


FRESHMAN • GUARD • 6-3 • 185
SAN DIEGO, CALIF. • VISTA

- A non-scholarship player who played at Vista High School near San Diego... lettered two seasons... averaged 14.7 points and 5.7 assists and led the team in three-pointers as a senior... coached by Anthony Bolton... played AAU ball for Gamepoint and Charlie Mercado... son of Patrick and Seena Burke... has two siblings, Maya and Finnian... will study Finance at the Kelley School of Business.

**#14 • NATHAN CHILDRESS**

JUNIOR/SOPHOMORE • FORWARD • 6-6 • 212
ZIONSVILLE, IND. • ZIONSVILLE

- Scored his first career basket at IU when he hit a three-pointer against Louisiana... also had a career-high 4 rebounds.
- A non-scholarship player who played at Zionsville High School... saw 2 minutes of action against TTU... had a rebound against UNA... posted a rebound at Rutgers.

**#15 • SEBASTIEN SCOTT**

SOPHOMORE/FRESHMAN • GUARD • 6-2 • 185
DANVILLE, CALIF. • SAN RAMON VALLEY

- Joined the team as a non-scholarship player... did not play last season due to a torn ACL he suffered near the end of his prep season.





2021-22 ROSTER



#0

Xavier Johnson

Sr./Jr. • G • 6-3 • 200
Woodbridge, Va.
Bishop O'Connell/Pitt
"Zavier"



#1

Rob Phinisee

Sr./Jr. • G • 6-1 • 187
Lafayette, Ind.
McCutcheon
"FIN-ih-see"



#2

Michael Durr

Sr./Jr. • C • 7-0 • 250
Atlanta, Ga.
Victory Rock Prep/
South Florida



#3

Anthony Leal

So./Fr. • G • 6-5 • 210
Bloomington, Ind.
Bloomington South



#4

Khristian Lander

So./Fr. • G • 6-2 • 185
Evansville, Ind.
Reitz



#5

Michael Shipp

So. • G • 6-3 • 190
Cincinnati, Ohio
Archbishop Moeller



#11

Shaan Burke


Fr. • G • 6-3 • 185
San Diego, Calif.
Vista
"Shawn"



#12

Miller Kopp

Sr./Jr. • F • 6-7 • 215
Houston, Texas
Houston Christian/
Northwestern



#14

Nathan Childress

Jr./So. • F • 6-6 • 212
Zionsville, Ind.
Zionsville



#15

Sebastien Scott

So./Fr. • G • 6-2 • 185
Danville, Calif.
San Ramon Valley



#22

Jordan Geronimo

So./Fr. • F • 6-6 • 220
Newark, N.J.
St. Paul's (NH)



#23

Trayce Jackson-Davis


So. • F • 6-9 • 245
Greenwood, Ind.
Center Grove



#25

Race Thompson

R-Sr./R-Jr. • F • 6-8 • 228
Plymouth, Minn.
Armstrong



#32

Trey Galloway

So./Fr. • G • 6-5 • 210
Culver, Ind.
Culver Academies



#45

Parker Stewart

Grad/R-Jr. • G • 6-5 • 200
Union City, Tenn.
Union City/
Pitt/UT-Martin



#51

Logan Duncomb


Fr. • C • 6-9 • 235
Cincinnati, Ohio
Archbishop Moeller



#53

Tamar Bates

Fr. • G • 6-5 • 180
Kansas City, Kan.
IMG Academy

**Mike Woodson**

Head Coach
First Year at IU
7-1