

WISCONSIN BASKETBALL

24 NCAA TOURNAMENT APPEARANCES ■ 4 FINAL FOURS ■ 21 BIG TEN CHAMPIONSHIPS ■ 21 CONSENSUS ALL-AMERICANS

#24 WISCONSIN BADGERS

RECORD: 9-2, 1-1 BIG TEN



Rankings (AP/Coaches): 24/23
Head Coach: Greg Gard
Record at Wisconsin: 128-72 (7th Season)
Overall Record: 128-72 (7th Season)

VS

ILLINOIS STATE REDBIRDS

RECORD: 8-5, 0-0 MISSOURI VALLEY



Rankings (AP/Coaches): --/--
Head Coach: Dan Muller
Record at ISU: 164-140 (10th Season)
Overall Record: 164-140 (10th Season)

WEDNESDAY, DEC. 29 ■ 7 P.M. (CT) ■ MADISON, WIS. ■ KOHL CENTER ■ BIG TEN NETWORK

BADGERS WRAP UP NON-CON PLAY HOSTING ILLINOIS STATE

- Wisconsin returns to action Wednesday to conclude non-conference play hosting Illinois State. UW was unable to play last week's home game against George Mason due to positive COVID-19 tests found within UW's program. Tip Wednesday is at 7 p.m. (CT) on Big Ten Network.
- Up next, UW resumes conference play at Purdue on Jan. 3.

FAST BREAK FACTS

- Wisconsin has already tallied 6 wins over KenPom top-100 teams, tied with Alabama, Baylor and Providence for most in the nation. There are only 5 other schools with 5 wins.
- UW already has 4 wins away from the Kohl Center. Only USC (6), Auburn (5), Michigan State (5) and Minnesota (5) have more road/neutral wins among major conference teams.
- Ranked 29th in the NET, the Badgers are 1-1 in Quad 1 opportunities and 3-0 in Quad 2.
- Wisconsin has improved to 9-2 on the season for the 2nd consecutive season and the 3rd time in the last 4 years.
- Wisconsin has shown a penchant for comebacks this season. The Badgers matched the largest comeback in school history, by erasing a 22-pt deficit to beat Indiana.
 - UW has 4 double-digit comebacks this season, including 3 second-half comebacks of 10+ points. (page 4)
- The Badgers won their Big Ten opener for the 17th time in the last 19 seasons.
- Wisconsin won its first-ever Maui Invitational championship, knocking off Texas A&M, #12 Houston and Saint Mary's in Las Vegas.
 - During the tourney, UW allowed 58.7 ppg and overcame double-digit deficits in 2 of 3 games.
- Wisconsin ranks 2nd in the Big Ten allowing 61.2 ppg. UW is 25th in the NCAA in defensive efficiency according to KenPom.com. Only 3 opponents have averaged more than 1.0 PPP in a game against UW this season. (page 5)
- UW ranks 3rd in the Big Ten shooting 76.6% at the free throw line and has made more FTs (157) than its foes have attempted (151).

- UW leads the Big Ten averaging just 8.5 turnovers per game this season.
- Sophomore **Johnny Davis** is playing like an All-American, earning Maui Invitational MVP honors as well as Big Ten Player of the Week (Nov. 29). On the year, Davis leads Wisconsin averaging 20.9 ppg and 6.1 rpg. He also leads UW in assists (21) and steals (14).
 - Davis is shooting nearly 40% from 3-point range and 82.6% at the free throw line. (page 3)
- Named Big Ten Co-Player of the Week (12/6), **Brad Davison** averages 15.2 ppg, shooting 84.4% at the FT line. This year, the senior ranks 15th in the Big Ten in scoring averaging a career-best 2.6 triples per game. (page 6)
 - Davison needs 4 pts to move into 9th on UW's all-time scoring list - 1,530 career pts. (page 7)
- Junior **Tyler Wahl** earned Maui Invitational All-Tournament honors, averaging 11.0 ppg and 5.3 rpg, scoring a career-high 18 points in the championship game against Saint Mary's.
- In his 7th season as head coach, **Greg Gard** has guided Wisconsin to a 128-72 (.640) record - 70-45 (.609) in Big Ten play. (page 6)
 - Gard has led the Badgers to appearances in 4 of the last 5 NCAA tournaments.
- Including 10 Big Ten wins last season, Wisconsin has posted double-digit league wins in 18 of the last 20 years. No other Big Ten team can make that claim. (page 3)



Johnny Davis has scored 20+ points in 6 of his last 7 games, ranking 3rd in the Big Ten averaging 20.9 points per game.

WISCONSIN'S PROBABLE STARTERS

No.	Name	Pts.	Reb.	Ast.	Of Note
1	JOHNNY DAVIS	20.9	6.1	2.3	Maui Invitational MVP has scored 20+ in 6 of his last 7 games
5	TYLER WAHL	8.4	5.0	1.5	Career-high 18pts (12 pts in 2H) in Maui Invitational title game
21	STEVEN CROWL	7.7	4.5	0.9	UW's 4th-leading scorer had 15 pts, 8 reb vs. Marquette (12/4)
23	CHUCKY HEPBURN	7.0	2.1	1.9	Career-high 6 assists vs. Marquette; 1.4 ast-to-to ratio (21-15)
34	BRAD DAVISON	15.2	4.1	1.7	Last 5 games: 17.4 ppg, 42.2% FG, 46.2% 3FG (18-39), 15-18 FT

2021-22 SCHEDULE

Nov. 9	ST. FRANCIS (NY)	W, 81-58
Nov. 12	GREEN BAY	W, 72-34
Nov. 15	PROVIDENCE*	L, 58-63

MAUI INVITATIONAL - Las Vegas, Nevada

Nov. 22	vs. Texas A&M	W, 69-58
Nov. 23	vs. Houston [12]	W, 65-63
Nov. 24	vs. Saint Mary's	W, 61-55

Dec. 1	at Georgia Tech^	W, 70-66
Dec. 4	MARQUETTE	W, 89-76
Dec. 8	INDIANA	W, 64-59
Dec. 11	at Ohio State [21]	L, 55-73
Dec. 15	NICHOLLS	W, 71-68
Dec. 23	GEORGE MASON	CANCELED
Dec. 29	ILLINOIS STATE	7 PM

Jan. 3	at Purdue [3]	6 PM
Jan. 6	IOWA	8 PM
Jan. 9	at Maryland	TBA
Jan. 13	OHIO STATE [13]	6 PM
Jan. 18	at Northwestern	8 PM
Jan. 21	MICHIGAN STATE [10]	8 PM
Jan. 25	at Nebraska	8 PM
Jan. 30	MINNESOTA	NOON

Feb. 2	at Illinois	8 PM
Feb. 5	PENN STATE	5 PM
Feb. 8	at Michigan State [10]	6 PM
Feb. 12	RUTGERS	1 PM
Feb. 15	at Indiana	8 PM
Feb. 20	MICHIGAN	NOON
Feb. 23	at Minnesota	8 PM
Feb. 26	at Rutgers	5 PM

March 1	PURDUE [3]	8 PM
March 6	NEBRASKA	1 PM

BIG TEN TOURNAMENT - Indianapolis, Ind.

Mar. 9-13 at Gainbridge Fieldhouse

NCAA TOURNAMENT

Mar. 15-16 First Four

Mar. 17-20 Rounds 1-2

Mar. 24-27 Sweet 16 / Elite 8

April 2-4 Final Four / Championship
 New Orleans

All times listed Central Standard Time

[] AP Top 25 Team Ranking

* Gavitt Tipoff Games

^ Big Ten/ACC Challenge

Home games in **BOLD CAPS**

FOLLOW THE #BADGERS

TV: BIG TEN NETWORK

App: FOX SPORTS | Online: FoxSports.com

■ Play-by-Play: Matt Schumacker

■ Analyst: Trent Meacham

RADIO: BADGER SPORTS NETWORK

App: iHeartRadio | Satellite: SiriusXM 195

■ Play-by-Play: Lane Grindle

■ Analyst: Andy North

SOCIAL MEDIA: #ONWISCONSIN

■ Twitter: @BadgerMBB

■ Instagram: badgermbb

■ Facebook: /WisconsinMensBasketball

■ YouTube: /WisconsinBadgers

BASKETBALL COMMUNICATIONS**GENERAL INFORMATION**

- Address: 1440 Monroe Street, Madison, WI 53711
- Website: UWBadgers.com
- Press Box Phone: (608) 262-7766

BRANDON HARRISON**PRIMARY CONTACT**

- Phone: (608) 279-8653
- Email: bah@athletics.wisc.edu
- Twitter: @BrandonHarrison

**PATRICK HERB****DIRECTOR OF BRAND STRATEGY**

- Phone: (608) 957-2085
- Email: pah@athletics.wisc.edu
- Twitter: @PatrickHerb

**MEDIA RESOURCES****CREDENTIAL APPLICATIONS**

- www.sportssystem.com/Wisconsin

BIG TEN MEDIA EMAIL LIST

- office.bigten.org/media

WISCONSIN BASKETBALL RECORD BOOK

- go.wisc.edu/MBBRecordBook

WIRELESS INTERNET ACCESS (KOHL CENTER)

- BadgerWiFi (connect and register with email address)

LIVE STATS - STATBROADCAST (KOHL CENTER)

- Wisconsin.StatBroadcast.com (password: buckybadger)

OFFICIAL SOCIAL MEDIA CHANNELS

- Twitter: @BadgerMBB
- Instagram: @badgermbb
- Facebook: /WisconsinMensBasketball
- YouTube: /WisconsinBadgers

RADIO

Radio Station: WIBA (1310 AM)

Play-by-Play Announcer: Matt Lepay


Address: P.O. Box 99
Madison, WI 53701
Phone: 608-274-5450

Color Analyst: Mike Lucas

Address: 1440 Monroe St.
Madison, WI 53711
Phone: 608-252-6474

Credentials: 2021-22 men's basketball credentials must be requested online: www.sportssystem.com/Wisconsin

Contact Brandon Harrison with questions (608-279-8653). Approved credentials will be either mailed or made available at the Brand Communications Office or with the parking attendant (white vehicle) at the entrance to Lot 46 on Frances Street, one block north of the Kohl Center




0 JAHCOBI NEATH
G, Jr., 6-4, 196
Toronto, Ontario



1 JOHNNY DAVIS
G, So., 6-5, 194
La Crosse, Wis.



2 JORDAN DAVIS
G, So., 6-4, 198
La Crosse, Wis.



4 CARTER HIGGINBOTTOM
G, Jr., 6-0, 193
Chicago, Ill.




5 TYLER WAHL
F, Jr., 6-9, 221
Lakeville, Minn.



10 ISAAC LINDSEY
G, So., 6-4, 184
Mineral Point, Wis.



11 LORNE BOWMAN
G, Fr., 6-2, 210
Detroit, Mich.



13 JUSTIN TAPHORN
G, So., 6-5, 208
Pekin, Ill.




14 CARTER GILMORE
F, So., 6-7, 224
Hartland, Wis.



20 BEN CARLSON
F, So., 6-9, 226
Woodbury, Minn.




21 CHRIS HODGES
F, Fr., 6-9, 239
Schaumburg, Ill.



22 STEVEN CROWL
F, So., 7-0, 234
Eagan, Minn.



23 CHUCKY HEPBURN
G, Fr., 6-2, 211
Omaha, Neb.



32 MATTHEW MORS
F, Fr., 6-7, 241
Yankton, S.D.



33 CHRIS VOGT
C, Sr., 7-0, 257
Mayfield, Ky.



34 BRAD DAVISON
G, Sr., 6-4, 200
Maple Grove, Minn.




35 MARKUS ILVER
F, Fr., 6-8, 219
Tallinn, Estonia



GREG GARD
Head Coach
7th season at UW



JOE KRABBHOF
Assistant Coach
6th season at UW



DEAN OLIVER
Assistant Coach
5th season at UW



SHARIF CHAMBLISS
Assistant Coach
1st season at UW



MARC VANDEWETTERING
Dir. Basketball Operations
9th season at UW



KYLE BLACKBURN
Dir. Recruiting & Scouting
6th season at UW



JIM SNIDER
Strength & Conditioning
11th season at UW



AJ VAN HANDEL
Video Coordinator
11th season at UW

WISCONSIN BADGERS	POS	HT	WT	YR/ELIG	HOMETOWN (HS/LAST SCHOOL)	PRONUNCIATION
0 Jahcobi Neath	G	6-4	196	Jr./Jr.	Toronto, Ontario (Wake Forest)	Juh-KOBE KNEE-th
1 Johnny Davis	G	6-5	194	So./So.	La Crosse, Wis. (Central)	
2 Jordan Davis	G	6-4	198	So./So.	La Crosse, Wis. (Central)	
4 Carter Higginbottom	G	6-0	193	Sr./Jr.	Chicago, Ill. (St. Ignatius)	
5 Tyler Wahl	F	6-9	221	Jr./Jr.	Lakeville, Minn. (North)	WALL
10 Isaac Lindsey	G	6-4	184	So./So.	Mineral Point, Wis. (Mineral Point)	LIN-zee
11 Lorne Bowman II	G	6-2	210	So./Fr.	Detroit, Mich. (St. Mary's)	BOW-men
13 Justin Taphorn	G	6-5	208	So./So.	Pekin, Ill. (Pekin)	
14 Carter Gilmore	F	6-7	224	So./So.	Hartland, Wis. (Arrowhead)	
20 Ben Carlson	F	6-9	226	So./So.	Woodbury, Minn. (East Ridge)	
21 Chris Hodges	F	6-9	239	Fr./Fr.	Schaumburg, Ill. (Schaumburg)	
22 Steven Crowl	F	7-0	234	So./So.	Eagan, Minn. (Eastview)	(rhymes with growl)
23 Chucky Hepburn	G	6-2	211	Fr./Fr.	Omaha, Neb. (Bellevue West)	
32 Matthew Mors	F	6-7	241	Fr./Fr.	Yankton, S.D. (Yankton)	MORE-s
33 Chris Vogt	C	7-0	257	Gr./5th	Mayfield, Ky. (Cincinnati)	VOTE
34 Brad Davison	G	6-4	200	Gr./5th	Maple Grove, Minn. (Maple Grove)	DAVIS-on
35 Markus Ilver	F	6-8	219	Fr./Fr.	Tallinn, Estonia (Western Reserve Acad.)	ILL-ver

CHARTING THE BADGERS

CAREER GAMES PLAYED

	Games	Starts	Cons. Starts
Brad Davison	139	135	135
Tyler Wahl	73	32	29
Johnny Davis	40	9	9
Steven Crowl	23	11	11
Jordan Davis	22	0	0
Carter Higginbottom	20	0	0
Carter Gilmore	19	0	0
Ben Carlson	18	1	0
Chucky Hepburn	11	11	11
Chris Vogt	11	0	0
Lorne Bowman	9	0	0
Justin Taphorn	9	0	0
Markus Ilver	5	0	0
Jahcobi Neath	5	1	1
Isaac Lindsey	2	0	0

DOUBLE-DIGIT POINTS

	Career	'21-22	Cons.
Brad Davison	75 (53-22)	7 (5-2)	2
Johnny Davis	18 (13-5)	9 (8-1)	10
Tyler Wahl	8 (6-2)	3 (2-1)	1
Steven Crowl	4 (4-0)	4 (4-0)	0
Chucky Hepburn	2 (2-0)	2 (2-0)	0
Ben Carlson	1 (1-0)	0 (0-0)	0

20-POINT SCORING GAMES

	Career	'21-22	Cons.
Brad Davison	13 (9-4)	3 (2-1)	0
Johnny Davis	6 (5-1)	6 (5-1)	3

30-POINT SCORING GAMES

	Career	'21-22	Cons.
Brad Davison	2 (1-1)	0	0
Johnny Davis	1 (1-0)	1 (1-0)	0

DOUBLE-DIGIT REBOUNDS

	Career	'21-22	Cons.
Tyler Wahl	4 (2-2)	1 (1-0)	1
Brad Davison	1 (1-0)	0	0

DOUBLE-DIGIT ASSISTS

	Career	'21-22	Cons.
None Active	--	--	--

DOUBLE-DOUBLES

	Career	'21-22	Cons.
Tyler Wahl	2 (1-1)	0	0

"HERE'S JOHNNY!"

Sophomore **Johnny Davis** has established himself as one of the best young guards in college basketball, highlighted by MVP honors at the Maui Invitational earlier this season.

- The Badgers are 8-1 with Davis in the lineup, dropping a game to Providence when he was out with a lower-body injury.
- Davis has scored at least 20 points in 6 of the last 7 games he's played this season, and ranks 3rd in the Big Ten averaging 20.9 ppg.
 - Wisconsin has not had a player average 20 points per game since Michael Finley averaged 20.5 ppg in the 1994-95 season. Finley averaged 20-plus points in 3 consecutive seasons for the Badgers (1993, 1994, 1995).
 - Coincidentally, Wisconsin will be raising Finley's #24 into the Kohl Center rafters on Feb. 20.
- Davis also leads UW in rebounds (6.1 rpg), assists (21) and steals (14). His 1.6 steals per game ranks 6th in the Big Ten.
- Davis is shooting 82.6% from the free throw line, going 38-for-46 on the season (including 15-for-15 during the Maui Invitational).
 - Davis draws a team-high 5.3 fouls per game.
- After averaging 7.0 ppg as a freshman last season, Davis is enjoying one of the biggest scoring jumps in the Big Ten this season.

Big Ten Scoring Increases, 2020-21 to 2021-22

Increase	Player (School)	2021	2022
15.0	Keegan Murray (Iowa)	7.2	22.2
13.9	Johnny Davis (Wis.)	7.0	20.9
7.8	Clifford Omoruyi (Rut.)	3.8	11.6
6.5	Zach Edey (Pur.)	8.7	15.2

- On his way to claiming Maui Invitational Tournament MVP, Davis put together a 3-game stretch during which he averaged 23.7 points (47.2% FG, 46.2% 3FG, 15-15 FT) and 6.7 rebounds per game, which was highlighted by a career-high 30-point game vs. #12 Houston (11/23).
- Davis' 71 pts in 3 Maui Invite games broke Wisconsin's tournament record of 48 set by Trevon Hughes (2009) & Ethan Happ (2016).
- Davis became the first Badger to score 20+pts in 3 straight games since Ethan Happ in 2018.
- As of Dec. 1, Davis ranks 4th in the 2022 KenPom.com Player of the Year Standings.

2021 KenPom.com Player of the Year Rankings

Player (School)	Rating
1. EJ Liddell (Ohio State)	1.830
2. Trevion Williams (Purdue)	1.464
3. Drew Timme (Gonzaga)	1.384
4. Johnny Davis (Wisconsin)	1.369
5. Chet Holmgren (Gonzaga)	1.366
6. Oscar Tshiebwé (Kentucky)	1.322
7. Tari Eason (LSU)	1.267
8. Trayce Jackson-Davis (Indiana)	1.256
9. Taz Sherman (West Virginia)	1.242
10. Keegan Murray (Iowa)	1.232

- The Badgers are no strangers to the KenPom Player of the Year race. Since the rankings began in 2011, the Badgers have had a player on his final top-10 list in different 5 seasons:

Badgers in Final KenPom Player of Year Rankings

Year	Player	Ranking
2019	Ethan Happ	2
2018	Ethan Happ	8
2017	Ethan Happ	8
2015	Frank Kaminsky	1
2012	Jordan Taylor	6
2011	Jon Leuer	7
2011	Jordan Taylor	9

BIG TEN BEASTS

Over the last 20 years, Wisconsin has been one of the Big Ten's best and most consistent programs.

- The Badgers have won 5 Big Ten regular season titles since 2000, matching Ohio State for the 2nd-most during that span. Only Michigan State (8) has more league titles since 2000.
- UW claimed regular season crowns in 2002, 2003, 2008, 2015 and 2020.
- Overall, the Badgers have won 19 Big Ten championships, trailing only Purdue (24), Indiana (22) and Ohio State (20).
- Wisconsin has won 12+ B1G games in 10 of last 12 seasons, the most of any Big Ten team.
- Including 10 Big Ten wins last season, UW has posted double-digit league wins in 18 of the last 20 years. No other Big Ten team can make that claim.
- Since 2001-02, UW has the most Big Ten wins and best win pct. at 243-114 (.681).

Big Ten Win Pct., Since 2001-02 (thru 12/12/21)

Team	W-L	Pct.
1. Wisconsin	243-114	.681
2. Michigan State	241-115	.677
3. Ohio State	222-134	.624
4. Maryland	82-51	.617
5. Purdue	207-149	.581

ALL-TOURNEY TYLER

"Tyler Wahl is one of the best defenders in the country. The box score doesn't truly indicate his value." - Jay Bilas, ESPN

- Wahl had ESPN's Jay Bilas singing his praises after an All-Tournament Team performance during the Maui Invitational in Las Vegas.
- In 3 games, Wahl averaged 11.0 ppg, including a career-high 18 points in the championship game against Saint Mary's.
- Wahl also averaged 5.3 rebounds per game with 4 steals and 5 blocks (4 blk in title game).
- In UW's win over Indiana (12/8), Wahl grabbed a season-high 12 rebounds, while also stuffing the stat sheet with 7 pts, 3 ast, 3 blk and 1 stl.
- With 16 blocks this season, Wahl leads UW and ranks 6th in the B1G averaging 1.5 bpg.
- On the year, Wahl ranks 3rd on the team in scoring (8.4 ppg) and 2nd in rebounding (5.0 rpg). He is also 4th in assists (16) and steals (8).
- Wahl has improved in each of his 3 seasons:

Wahl Year-by-Year

Year	PPG	RPG	FG%	FT%
2019	2.6	2.6	.430	.389
2020	5.2	4.3	.436	.567
2021	8.4	5.0	.422	.733

SITUATIONAL RECORDS

	2021-22	Under Gard
Ahead at the half	6-0	102-14
Behind at the half	3-2	22-53
Tied at the half	0-0	3-5
FG% of .450 or more	2-0	69-12
FG% less than .450	7-2	58-60
Better FG% than opp.	6-0	105-13
Worse FG% than opp.	3-2	23-57
Same FG% as opp.	0-0	0-2
Opp. FG% less than 45%	8-1	102-27
3FG% of 40% or more	2-0	59-8
3FG% less than 40%	7-2	67-64
Try more than 20 3FGs	8-2	73-43
Try 20 or fewer 3FGs	1-0	54-28
Make at least 70% FT	7-1	79-30
Try at least 20 FTs	4-0	55-14
Try fewer than 20 FTs	5-2	70-57
Out-rebound opponent	5-0	78-20
Tied or out-rebounded	4-2	49-52
Same or fewer TOs than opp.	9-2	97-42
More TOs than opp.	0-0	30-30
Commit fewer than 12 TOs	8-2	96-43
Commit 12 or more TOs	1-0	31-28
Score fewer than 50 pts.	0-0	1-2
Score 50-59 points	0-2	6-32
Score 60-69 points	4-0	42-25
Score 70-79 points	3-0	44-10
Score 80-89 points	2-0	27-3
Score 90 or more pts.	0-0	7-0
Allow fewer than 50 pts.	1-0	20-1
Allow 50-59 pts.	4-0	42-6
Allow 60-69 pts.	3-1	48-26
Allow 70-79 pts.	1-1	15-27
Allow 80-89 pts.	0-0	2-11
Allow 90 or more pts.	0-0	0-1
Overtime	0-0	7-5
vs. AP Top 25 opponents	1-1	22-36
vs. AP Top 25 opp. at home	0-0	11-9
Home games	5-1	77-21
Road games	1-1	33-35
Neutral site games	3-0	18-16
Day games	4-1	43-24
Night games	5-1	84-48

GAMES DECIDED BY

3 points or less	2-0	15-10
4-5 points	2-1	17-16
6-10 points	1-0	27-19
11-19 points	2-1	37-22
20 or more points	2-0	32-3

TELEVISED GAMES

CBS	0-0	10-10
CBS Sports Network	0-0	0-1
FOX	1-0	3-5
FS1	0-1	11-12
ESPN	2-0	15-12
ESPN2	2-0	12-11
ESPNU	0-0	1-2
ESPN+	0-0	3-1
Big Ten Network	2-1	63-15
Big Ten Plus	2-0	4-0
TBS	0-0	0-3
TNT	0-0	2-0

LAST TIME OUT

WISCONSIN 71, NICHOLLS 68

Dec. 15 | Kohl Center | Madison, Wis.

- Plagued by a slow first half, Wisconsin went on a 16-0 in the second half, turning a 35-46 deficit into a 51-46 lead over a span of 6:02. UW registered 8 consecutive defensive stops during the run, never again surrendering the lead and fending off Nicholls for a 71-68 win.
- The Badgers registered their 3rd double-digit second-half comeback win of the season. UW trailed, 42-30, with 18:40 left in the game.
- UW has 3 second-half comebacks of 10+ points for the first time in the same season since the 1999-2000 campaign.
- After shooting 35.5% FG in the first half, UW shot 54.2% in the 2nd Half (13-for-24 FG).
- In the 200th game of his career, head coach **Greg Gard** improved his overall record to 128-72 (.640) in 7 seasons at the helm, tying Steve Yoder for 4th on the school's all-time wins list.
- **Brad Davison** led the Badgers with 19 points, going 4-for-9 from 3FG and 5-for-6 on FTs.
- **Tyler Wahl** reached double-digit points for the 3rd time this season, scoring 12 points to go along with 4 rebounds, 2 assists and 1 steal.
- **Chris Vogt** matched his season high with 9 points, while grabbing 7 rebounds (4 off. reb).
- **Jahcobi Neath** made his first start at Wisconsin and finished with 7 pts, 6 reb and 2 ast.

BATTLE-BACK BADGERS

"Hopefully nobody left early. If they did, that will teach them not to give up on this team."

- Those were the words from head coach **Greg Gard** after the Badgers made history in a 22-point comeback win over Indiana. Wisconsin has shown a resiliency seldom seen in college basketball.
- Against Indiana, UW was down by as many as 22 points, including 18 in the second half before pulling out a 64-59 win.
 - UW's 22-point comeback is the largest in D-I this season, and matched the biggest in Wisconsin history. The Badgers also erased a 22-point deficit in an 82-81 OT win over Ohio State in 1976.
 - This year's win over Indiana also matched the Badgers greatest second-half comeback, trailing by as many as 18 points.
- UW has 3 second-half comebacks of 10+ points for the first time in the same season since the 1999-2000 campaign. That year, UW posted comebacks of 15 (vs. ILL), 13 (at IOWA) and 12 points (vs. IND).
- Plagued by a cold shooting start, the Badgers trailed Nicholls (12/15) by as much as 12 points in the 2nd Half with 18:40 left before rallying back to win, 71-68.
- In the Maui Invitational championship game, the Badgers trailed Saint Mary's by 10 (37-27) with ~16:00 left before claiming a 61-55 win.
- Wisconsin trailed Texas A&M by 16 (26-10) in the first half, before putting together a 51-9 run to storm back for a 69-58 win.

QUICK FACTS

University of Wisconsin
Madison, WI 53711

Founded	1848
Enrollment	47,537
Nickname	Badgers
School Colors	Cardinal and White
Affiliation	NCAA Division I
Conference	Big Ten
Chancellor	Rebecca Blank
Director of Athletics	Chris McIntosh
Website	UWBadgers.com
Twitter	@BadgerMBB
Instagram	BadgerMBB
Facebook	/WisconsinMensBasketball

HEAD COACH - GREG GARD

Seasons	7th at Wisconsin / 7th overall
Overall Record	128-72 (.640)
Record at Wisconsin	128-72 (.640)
Big Ten Record	70-46 (.603)
NCAA Tourn. Record	5-4 (.556) / 4 Appearances

KOHL CENTER

Opened	Jan. 17, 1998
Capacity	17,287
Student Section	AreaRED
Gard record at Kohl Center	77-21 (.786)

BIG TEN CHAMPIONSHIPS (19)

Titles: 1907, 1908, 1912, 1913, 1914, 1916
1918, 1921, 1923, 1924, 1929, 1935, 1941
1947, 2002, 2003, 2008, 2015, 2020

BIG TEN TOURNAMENT TITLES (3)

Titles: 2004, 2008, 2015

NCAA TOURNAMENT HISTORY

Appearances (24): 1941, 1947, 1994, 1997, 1999
2000, 2001, 2002, 2003, 2004, 2005, 2006, 2007
2008, 2009, 2010, 2011, 2012, 2013, 2014, 2015
2016, 2017, 2019, 2021

National Championship: 1941

Final Four (4): 1941, 2000, 2014, 2015

Elite Eight (6): 1941, 1947, 2000, 2005, 2014, 2015

Sweet 16 (11): 1941, 2000, 2003, 2005, 2008

2011, 2012, 2014, 2015, 2016, 2017

CHARTING THE BADGERS

LED UW IN SCORING

	2021-22	Career
Brad Davison	3 (2-1)	28 (21-7)
Johnny Davis	7 (6-1)	9 (8-1)
Steven Crowl	1 (1-0)	1 (1-0)
Tyler Wahl	0 (0-0)	1 (1-0)

LED UW IN REBOUNDING

	2021-22	Career
Tyler Wahl	2 (2-0)	11 (6-5)
Johnny Davis	4 (3-1)	10 (7-3)
Brad Davison	1 (0-1)	9 (4-5)
Steven Crowl	3 (3-0)	3 (2-0)
Chris Vogt	3 (3-0)	3 (3-0)
Ben Carlson	1 (1-0)	1 (1-0)
Jahcobi Neath	1 (1-0)	1 (1-0)

LED UW IN ASSISTS

	2021-22	Career
Brad Davison	5 (5-0)	34 (18-16)
Johnny Davis	5 (4-1)	8 (6-2)
Tyler Wahl	3 (3-0)	7 (6-1)
Chucky Hepburn	4 (3-1)	4 (3-1)
Steven Crowl	3 (2-1)	3 (2-1)
Jahcobi Neath	1 (1-0)	1 (1-0)

LED UW IN MINUTES

	2021-22	Career
Brad Davison	3 (2-1)	43 (31-12)
Johnny Davis	5 (4-1)	5 (4-1)
Tyler Wahl	4 (3-1)	4 (3-1)
Chucky Hepburn	1 (1-0)	1 (1-0)

Record in those contests in parentheses

2021-22 LINEUP RECORD

Hepburn, Davison, Davis, Wahl, Crowl	8-1
Hepburn, Davison, Neath, Wahl, Crowl	1-0
Hepburn, Davison, Wahl, Carlson, Crowl	0-1

ACTIVE WIN/LOSS STREAKS

Overall	Won 1
Vs. Unranked teams (AP)	Won 6
Vs. Ranked teams (AP)	Lost 1
At Home	Won 3
At Home vs. Big Ten	Won 1
At Home vs. ranked Big Ten	Lost 4
At Home vs. unranked Big Ten	Won 6
At Home vs. non-conference	Won 2
At Home vs. ranked opp.	Lost 2
On Road	Lost 1
On Road vs. Big Ten	Lost 3
On Road vs. ranked opp.	Lost 5
On Road vs. unranked opp.	Won 3
Neutral	Won 3
Neutral vs. ranked opp.	Won 1
Neutral vs. unranked opp.	Won 4

ALL-NEW BACKCOURT

Wisconsin has debuted a new backcourt this season, handing the reins over to true freshmen **Chucky Hepburn** and **Lorne Bowman II**.

- The duo is averaging 11.2 ppg, with Hepburn scoring 7.0 ppg and Bowman at 4.2 ppg.
- Maintaining an even 1.0 assist-to-turnover ratio with 24 dimes and 24 turnovers.
- Big Ten Co-Freshman of the Week (12/6), Hepburn posted career highs in points (15) and assists (6) in UW's win vs. Marquette.
 - Averaging 7.0 ppg, Hepburn is tied for the team lead in assists (21) and 2nd in steals (13). Hepburn also ranks 2nd with a 1.4 assist-to-turnover ratio (21 assists and 15 turnovers).
- Hepburn is shooting 84.6% (22-26) at the free throw line, including 4-for-4 the final 0:23 to clinch UW's comeback win vs. Indiana (12/8).
- Bowman, who missed 2 games due to illness, is shooting a team-high 52.9% from 3-point range, going 9-for-17 from distance.
 - In his first career game at Wisconsin (11/9), Bowman went 3-for-4 from 3-point range.

DE-FENSE! DE-FENSE!

Wisconsin has stifled its opponents this season, holding the opposition to an average of 61.2 points per game, 41.2 FG% and 32.4% 3FG.

- UW leads the Big Ten in scoring defense. UW has led the B1G in Scoring D in 4 of 6 years under Gard, including the last 2.
- UW is 62-7 under Gard when holding foes below 60 points (5-0 this season).
- UW ranks 25th in the nation in Ken Pomeroy's Adjusted Defensive Efficiency (15th last year), allowing 90.8 points per 100 possessions.
 - Only 3 of UW's 11 opponents have finished better than 1.0 points per possession, and no team has surpassed 1.05 PPP.

Wisconsin Opponents' Points Per Possession

School	PPP	School	PPP
St. Francis	0.82	Georgia Tech	1.05
Green Bay	0.54	Marquette	1.00
Providence	0.95	Indiana	0.94
Texas A&M	0.88	Ohio State	1.03
Houston	1.00	Nicholls	1.01
Saint Mary's	0.89		

- After allowing a first-half, season-high 42 pts (54.8% FG) vs. Indiana (12/8), Wisconsin limited Indiana to just 17 second-half points. IU shot just 22.6% FG in the 2H (including 0-5 3FG).
- UW allowed 3pts the final 8:59 of the game, including zero points in the final 3:00.
- UW held #12 Houston (11/23) to 20 1H pts, its fewest in a half this year (previous low 29).
- In a 72-34 win vs. Green Bay (11/12), UW allowed the fewest pts of the Greg Gard era.
- UW limited Green Bay (11/12) to 23.5% FG, the lowest opponent FG% since UW held Virginia to 23.4% FG back on Dec. 4, 2013.
 - GB's 23.5% FG marked the 4th-lowest mark ever by a UW opponent in the Kohl Center.

WHAT'S TRENDING THIS SEASON

Wisconsin's 9-2 start is already revealing a handful of familiar program trends. Consider...

- **Defense:** UW leads Big Ten in scoring defense, allowing 61.2 ppg; UW ranks 25th in the nation in KenPom defensive efficiency.
- **Free Throw Shooting:** UW ranks 3rd in the Big Ten shooting 76.6% (157-205) on FTs. The Badgers have *made* more FTs (157) than their opponents have *attempted* (151).
- **Turnovers:** The Badgers are averaging just 8.5 turnovers per game, which leads the Big Ten and ranks 2nd in the NCAA.

MAUI INVITATIONAL CHAMPS

Wisconsin claimed its first-ever Maui Invitational championship last week in Las Vegas.

- UW is the 6th Big Ten school to win the Maui Invitational and the first since Illinois in 2012.
- **Johnny Davis** was named tournament MVP after averaging 23.7 points and 6.7 rebounds per game, which was highlighted by a career-high 30 points vs. #12 Houston.
- **Tyler Wahl** averaged 11.0 ppg and 5.3 rpg to earn All-Tournament honors.

WISCONSIN 69, TEXAS A&M 58

- Trailing by as many as 16 in the first half, UW used two big runs of 15-1 and 15-3 to take the lead never look back in the win.
- Davis tallied a career-high 20 points and 9 rebounds, with Davison adding 19 points (6-6 FT) and 7 rebounds.

WISCONSIN 65, #12 HOUSTON 63

- Wisconsin held Houston to just 20 first-half points and earned its highest-ranked win since winning at #12 Michigan State, 85-76, on Dec. 25, 2020.
- UW jumped to a 13-0 lead and shot a season-high 49.6% FG (57.1% in 1H). The Badgers turned it over just 9 times. Houston entered averaging 17.0 forced TOs per game.
- Davis scored a career-high 30 points, while Davison and Wahl added 9 points apiece.

WISCONSIN 61, SAINT MARY'S 55

- UW erased a 10-point second-half deficit (37-27 with 15:58 left), its largest second-half comeback since beating NC State in 2018.
- Davis had 20 points and 7 rebounds, while Tyler Wahl added a career-high 18 points, 5 rebounds and 4 blocks.

2021-22 BIG TEN STANDINGS

Team	Conf.	Overall
Michigan State (#11)	2-0	9-2
Ohio State (#14)	2-0	8-2
Illinois (RV)	2-0	8-3
Northwestern	1-0	7-2
Purdue (#3)	1-1	10-1
Minnesota (RV)	1-1	9-1
Indiana	1-1	9-2
Wisconsin (#24)	1-1	9-2
Michigan (RV)	1-1	7-4
Rutgers	1-1	5-5
Maryland	0-1	6-4
Iowa (RV)	0-2	8-3
Penn State	0-2	5-5
Nebraska	0-2	5-7

RECORDS THRU DEC. 19, 2021

AP TOP 25 (WEEK 7 - 12/20/21)

Team	Record	Points
1 Baylor (60)	10-0	1524
2 Duke	10-1	1445
3 Purdue	10-1	1360
4 Gonzaga	9-2	1313
5 UCLA	9-1	1294
6 Arizona (1)	11-0	1230
7 Kansas	9-1	1210
8 USC	12-0	937
9 Iowa State	11-0	926
10 Alabama	9-2	897
11 Michigan State	9-2	822
12 Auburn	10-1	782
13 Houston	10-2	780
14 Ohio State	8-2	744
15 Seton Hall	9-1	693
16 Texas	8-2	569
17 LSU	11-0	542
18 Xavier	11-1	469
19 Tennessee	8-2	447
20 Kentucky	8-2	428
21 Colorado State	10-0	328
22 Providence	11-1	266
23 Villanova	7-4	222
24 Wisconsin	9-2	182
25 Texas Tech	8-2	86

Others receiving votes: Oklahoma 65, West Virginia 57, UConn 55, Illinois 49, Loyola Chicago 42, Michigan 9, Arkansas 9, BYU 8, North Carolina 7, San Francisco 6, Wake Forest 5, Virginia Tech 4, Oklahoma State 4, Iowa 3, Minnesota 3, Creighton 2, Memphis 1

Dropped from rankings: UConn 20, Arkansas 24

GARD AMONG THE BEST

In his 7th season as head coach, **Greg Gard** has put together one of the most successful careers in Wisconsin history and is quickly placing himself among the greatest Big Ten coaches of the last 40 years.

- Gard has guided the Badgers to a record of 128-72 (.640), tied for the 4th-best win total and 3rd-highest win percentage in UW annals.

Best Win Pct, Wisconsin Coaches (min. 50 wins)

Coach (School, Years)	Record	Pct.
1. Bo Ryan (2002-15)	364-130	.737
2. Walter Meanwell (1912-17, '21-34)	246-99	.712
3. Greg Gard (2016-present)	128-72	.640
4. Dick Bennett (1996-2000)	94-68	.580
5. Bud Foster (1935-59)	265-267	.498

- Gard became the 2nd-fastest (157 games) Wisconsin coach to 100 wins in the NCAA tournament era. Only Bo Ryan reached 100 faster (138 games).
- Gard's .640 win% is the 3rd-highest of any UW coach through 200 games in school history, trailing only Hall of Famers Walter Meanwell (.783) and Bo Ryan (.725).
- With a conference record of 70-46, Gard's .603 win percentage ranks 8th among Big Ten coaches of the last 40 years (since 1980).

Best Win Pct, B1G Coaches w/ 50+ Wins (since 1980)

Coach (School, Years)	Record	Pct.
1. Bo Ryan, WIS (2002-15)	172-68	.717
2. Bob Knight, IND (1972-2000)	353-151	.700
3. Tom Izzo, MSU (1995-)	313-143	.686
4. Thad Matta, OSU (2005-17)	150-78	.658
5. Mark Turgeon, MD (2015-21)	90-50	.643
6. Matt Painter, PUR (2005-)	181-110	.622
7. Gene Keady, PUR (1981-05)	265-169	.611
8. Greg Gard, WIS (2016-)	70-46	.603

(thru games played Dec. 12, 2021)

- Among Wisconsin coaches, Gard ranks 4th in Big Ten wins (70) and 3rd in Big Ten win pct., trailing only Hall of Famers Bo Ryan (.717) and Walter Meanwell (.660).

NEW FACES, NEW PLACES

Wisconsin has plenty of new faces, plus familiar ones in new places, that are making their mark:

- UW's roster features 12 underclassmen, tied with Nebraska for most in the Big Ten. It marks UW's largest group of underclassmen in at least 20 years (going back to 2001-02).
- Freshman G **Chucky Hepburn** became the first true freshman to start in a season opener for Wisconsin since Devin Harris in 2001-02.
 - He also became just the 5th UW freshman to score in double figures (13 points) in the season opener since 2000.
- Sophomore G **Johnny Davis**, a starter for the first time in his career, leads UW with 20.9 ppg and 6.1 rpg, as well as steals (14).
- Sophomore F **Steven Crowl** is averaging 7.7 points and 4.5 rebounds per game this season.
- 4 different Badgers have made their first career start this season: **Chucky Hepburn**, **Ben Carlson**, **Steven Crowl** and **Johnny Davis**.

WISCONSIN'S IRONMAN DAVISON

Senior **Brad Davison** is back for a 5th season and playing an integral role bridging the experience with the youth of the roster.

- Named Big Ten Co-Player of the Week on Dec. 6, Davison is enjoying the finest offensive season of his career, ranked 15th in the Big Ten averaging 15.2 ppg.
- Davison also ranks 4th on the Badgers in rebounds (4.1 rpg), 3rd in assists (19) and leads the team with a 1.9 assist-to-turnover ratio (19 assists, 10 turnovers).
- Davison already has a trio of 20-point efforts this season, including a season-high 27 points at Georgia Tech. Those were just the latest in a career full of signature performances.

DAVISON'S TOP-5 SCORING OUTINGS

- 30 pts (8 3s) at Nebraska in 2020
- 30 pts (7 3s) vs Michigan State in 2018
- 29 pts (5 3s) vs. N. Carolina in 2021 NAAs
- **27 pts (5 3s) at Georgia Tech in 2021**
- 26 pts (6 3s) at Western Kentucky in 2019
- Davison is averaging a career-best 2.6 triples per contest this season, while shooting 35.8% from behind the arc. He is also 3rd in the Big Ten shooting 84.4% (38-45) at the FT line.
- For his career, Davison ranks 5th in UW history shooting 83.3% at the charity stripe.
- Davison has been an ironman during his Wisconsin career, appearing in all 139 games he has been eligible (135 straight).
- Davison's durability included a reoccurring shoulder injury as a freshman in 2018-19 when he first dislocated his shoulder during a game against Baylor (11/20/18). He was back in the lineup the next night against UCLA, the first of 29 consecutive starts to end the year despite the fact he re-injured his shoulder on 5 other occasions during that season.
- During a game vs. Michigan State on Feb. 25, 2018, Davison separated his shoulder during the second half and returned to score 10 of his career-high 30 points after the injury.

- Davison has now climbed up to 11th on Wisconsin's all-time scoring list and needs 4 points to pass both Mike Wilkinson and Jordan Taylor to move into 9th place:

CAREER POINTS

8.	1,545	Trent Jackson	1986-89
9.	1,533	Jordan Taylor	2009-12
10.	1,532	Mike Wilkinson	2002-05
11.	1,530	Brad Davison	2017-present
12.	1,459	Bronson Koenig	2014-17
13.	1,458	Frank Kaminsky	2012-15
14.	1,454	Kirk Penney	2000-03
15.	1,430	D'Mitrik Trice	2016-21
16.	1,425	Devin Harris	2002-04

- Davison also ranks in UW's career annals for:
 - **3rd** - Games Started (135)
 - **2nd** - 3-Pt Field Goals (251)
 - **2nd** - 3-Pt Field Goal Att. (692)
 - **3rd** - Minutes Played (4,363)
 - **5th** - Free Throw % (.833, 335-402)
 - **10th** - Steals (141)

WISCONSIN BASKETBALL RECORD BOOK WATCH

SCHOOL RECORDS – CAREER

POINTS			
1.	2,217	Alando Tucker	2003-07
2.	2,147	Michael Finley	1992-95
3.	2,130	Ethan Happ	2016-19
4.	1,857	Nigel Hayes	2014-17
5.	1,854	Danny Jones	1987-90
6.	1,745	Claude Gregory	1978-81
7.	1,736	Rick Olson	1983-86
8.	1,545	Trent Jackson	1986-89
9.	1,533	Jordan Taylor	2009-12
10.	1,532	Mike Wilkinson	2002-05
11.	1,530	Brad Davison	2017-present
12.	1,459	Bronson Koenig	2014-17
13.	1,458	Frank Kaminsky	2012-15
14.	1,454	Kirk Penney	2000-03
15.	1,430	D'Mitrik Trice	2016-2021
16.	1,425	Devin Harris	2002-04
17.	1,408	Clarence Sherrod	1969-71
18.	1,405	Cory Blackwell	1982-84
19.	1,376	Jon Leuer	2008-11
20.	1,363	Sam Dekker	2013-15
3-POINT FIELD GOALS			
1.	270	Bronson Koenig	2014-17
2.	251	Brad Davison	2017-present
3.	244	D'Mitrik Trice	2016-2021
4.	235	Ben Brust	2011-14
5.	227	Tim Locum	1988-91
6.	217	Kirk Penney	2000-03
7.	213	Michael Finley	1992-95
8.	212	Jason Bohannon	2007-10
9.	193	Trent Jackson	1986-89
10.	187	Devin Harris	2002-04
3-POINT FIELD GOAL ATTEMPTS			
1.	695	Bronson Koenig	2014-17
2.	692	Brad Davison	2017-present
3.	641	D'Mitrik Trice	2016-2021
4.	631	Michael Finley	1992-95
5.	606	Ben Brust	2011-14
6.	561	Kirk Penney	2000-03
STEALS			
8.	164	Devin Harris	2002-04
9.	151	Trent Jackson	1986-89
10.	141	Brad Davison	2017-present
11.	133	Hennssy Auriantal	1996-99
	133	Nigel Hayes	2014-17
13.	131	Claude Gregory	1978-81
FREE THROW PCT. (MIN. 175 FTAS)			
1.	.870	Rick Olson (260-299)	1983-86
2.	.856	Tim Locum (166-194)	1988-91
3.	.848	Jason Bohannon (228-269)	2007-10
4.	.837	Josh Gasser (292-349)	2011-15
5.	.833	Brad Davison (335-402)	2017-present
6.	.817	Wes Matthews (273-334)	1978-80
7.	.814	Bronson Koenig (193-237)	2014-17

GAMES STARTED			
1.	144	Josh Gasser	2011-15
2.	139	Ethan Happ	2016-19
3.	135	Brad Davison	2017-present
4.	126	Alando Tucker	2003-07
5.	116	Mike Kelley	1998-01
6.	112	Rick Olson	1983-86
	112	Michael Finley	1992-95
	112	Nigel Hayes	2014-17
9.	109	Andy Kowske	1998-01
	109	Danny Jones	1987-90
11.	108	Joe Chmelnich	1977-80
	108	D'Mitrik Trice	2016-2021
13.	100	Trévon Hughes	2007-10
GAMES PLAYED			
1.	150	Nigel Hayes	2014-17
2.	148	Josh Gasser	2011-15
	148	Bronson Koenig	2014-17
4.	144	Frank Kaminsky	2012-15
5.	143	D'Mitrik Trice	2018-21
6.	139	Brad Davison	2017-present
	139	Ethan Happ	2016-19
8.	136	Joe Krabbenhoft	2006-09
	136	Jordan Taylor	2009-12
10.	135	Jason Bohannon	2007-10
	135	Khalil Iverson	2016-19
MINUTES PLAYED			
1.	4,774	Josh Gasser	2011-15
2.	4,446	Nigel Hayes	2014-17
3.	4,363	Brad Davison	2017-present
4.	4,297	Alando Tucker	2003-07
5.	4,125	D'Mitrik Trice	2016-2021
6.	4,115	Ethan Happ	2016-19
7.	4,075	Bronson Koenig	2014-17
8.	4,023	Mike Wilkinson	2002-05
9.	3,962	Rick Olson	1983-86
10.	3,950	Jordan Taylor	2009-12
COACHING WINS, OVERALL			
1.	364-130 (.737)	Bo Ryan (2002-15)	
2.	265-267 (.498)	Harold Foster (1935-59)	
3.	246-99 (.712)	Walter Meanwell (1912-17, '21-34)	
4.	128-165 (.437)	Steve Yoder (1983-92)	
5.	128-72 (.640)	Greg Gard (2016-present)	
6.	100-114 (.467)	John Erickson (1960-68)	
7.	94-68 (.580)	Dick Bennett (1996-00)	
COACHING WINS, BIG TEN			
1.	172-68 (.717)	Bo Ryan (2002-15)	
2.	158-80 (.660)	Walter Meanwell (1912-17, '21-34)	
3.	143-182 (.440)	Harold Foster (1935-59)	
4.	70-46 (.603)	Greg Gard (2016-present)	
5.	52-74 (.413)	John Erickson (1960-68)	

SCHOOL RECORDS – SEASON

FEWEST TURNOVERS PER GAME - TEAM			
1.	7.4	296 in 40 games	2014-15
2.	7.6	258 in 34 games	2010-11
3.	8.1	307 in 38 games	2013-14
4.	8.5	93 in 11 games	2021-22
5.	8.8	289 in 33 games	2009-10
6.	8.9	320 in 36 games	2011-12
FREE THROW PERCENTAGE - TEAM			
1.	.818 (436-533)		2010-11
2.	.768 (364-474)		2020-21
3.	.766 (157-205)		2021-22
4.	.764 (353-462)		2019-20
5.	.763 (584-765)		2014-15
6.	.758 (413-545)		1983-84

SCHOOL RECORDS – SINGLE GAME

3-POINT FIELD GOALS			
1.	8	Bronson Koenig vs. Va. Tech	3/16/17
	8	Brad Davison at Nebraska	2/15/20
3.	7	15 times; Most recent:	
		D'Mitrik Trice vs. Oklahoma	11/22/18

BIG TEN RECORDS – CAREER

COACHING WINS, BIG TEN			
31.	86-68 (.558)	O.B. Cowles, MINN	1948-59
32.	83-89 (.483)	Jim Dutcher, MINN	1975-86
33.	81-48 (.628)	Mark Turgeon, MD	2011-19
34.	72-41 (.637)	Bucky O'Connor, IOWA	1952-58
35.	70-46 (.603)	Greg Gard, WIS	2016-present
	70-150 (.318)	Bill Carmody, NU	2000-13
37.	69-90 (.434)	Rollie Williams, IOWA	1930-43, '51
	69-85 (.448)	Forrest Anderson, MSU	1954-65
38.	67-59 (.532)	John Kundla, MINN	1959-68



THE GARD FILE

■ Career Record (7th Season): 128-72 (.640)

- Record at Wisconsin (7th Season): 128-72 (.640)
- Big Ten Record (7th Season): 70-46 (.603)
- NCAA Tournament Appearances/Record: 4 / 5-4 (.556)
- Hometown: Cobb, Wis.
- Alma Mater: UW-Platteville, 1995 (Physical & Health Ed)
Master's Degree: UW-Platteville, 2007 (Counselor Ed)
- Family: Wife, Michelle
Daughters, Mackenzie and Peyton; Son, Isaac

COACHING EXPERIENCE

Position	School	Years
Assistant Coach	Southwestern (Wis.) HS	1990-93
Assistant Coach	Platteville (Wis.) HS	1993-94
Assistant Coach	UW-Platteville	1993-99
Assistant Coach	UW-Milwaukee	1999-01
Assoc. Head Coach	Wisconsin	2001-15
Head Coach	Wisconsin	2015-Present

CAREER HIGHLIGHTS

Date	Highlight
Dec. 15, 2015	Assumed role of interim head coach upon the retirement of Bo Ryan
Dec. 23, 2015	First career win, 84-79, vs. Green Bay
Jan. 2, 2016	First Big Ten win, 79-57, vs. Rutgers
Jan. 17, 2016	First ranked win, 77-76, vs. #4 MSU
Jan. 26, 2016	UW claimed 82-79 overtime win over eventual Big Ten champion #19 Indiana
Feb. 13, 2016	First road win over ranked team, 70-57, at #2 Maryland
March 7, 2016	Officially named Wisconsin head coach
March 18, 2016	First NCAA tournament win, 47-43, against 10th-seeded Pittsburgh
April 4, 2016	Jim Phelan National Coach of the Year
March 18, 2017	Led UW to its fourth-ever win over No. 1 team in the nation with a 65-62 victory over top-seeded Villanova in NCAA tournament second round
Feb. 15, 2018	UW tallied sixth top-10 win in three seasons under Gard (#6 Purdue, 57-53)
Jan. 19, 2019	UW earned fourth win vs. top-5 team under Gard (#2 Michigan, 64-54)
Jan. 3, 2020	UW won at #5 Ohio State, 61-47

Greg Gard, a coaching veteran of 30-plus years, enters his seventh season leading the Wisconsin men's basketball program in 2021-22 after proving himself as one of the best head coaches in the Big Ten. Gard earned 2020 Big Ten Coach of the Year honors after leading the Badgers to the regular season conference championship in 2019-20.

Wisconsin's incredible postseason success hasn't wavered on Gard's watch either, participating in the NCAA tournament in five of his first six seasons (Big Ten automatic qualifier status in canceled 2020 Big Dance, due to COVID pandemic). Most recently in 2020-21, Gard led the Badgers to an NCAA tournament first-round win over North Carolina, advancing UW to the second round of the NCAA tournament for the fifth time in its last six trips to The Big Dance.

Gard's postseason ledger includes a pair of Sweet 16 appearances in each of his first two seasons at the helm. In fact, Gard is just the third coach in the last 20 years to pilot his team to the Sweet 16 in each of his first two seasons, joining UCLA's Steve Lavin (1996-97) and Gonzaga's Mark Few (2000-01).

In his first six seasons as head coach, Gard posted a record of 119-70, the second-fastest (157 games) Wisconsin coach to 100 overall wins in the NCAA tournament era. He also guided UW to a conference record of 69-45. His .605 conference win percentage ranked eighth among Big Ten coaches the last 40 years.

After initially taking over on an interim basis midway through the 2015-16 season, Gard would go on to win the Jim Phelan National Coach of the Year Award that season and was officially named head coach of the Badgers on March 7, 2016. Through six seasons, Gard has already risen to fifth on the school's all-time wins list and owns the third-best win percentage in Wisconsin program history.

The 2020-21 season brought unprecedented challenges due to the global COVID-19 pandemic, but the leadership of Gard and his staff helped navigate the Badgers to an NCAA tournament appearance. The Badgers finished the season 18-13 overall (10-10 Big Ten), highlighted with an 85-62 win over North Carolina in the first round of the NCAA tournament.

Gard's leadership during the 2019-20 season might have been his best. After opening 5-5 overall and 5-5 in the Big Ten, Wisconsin won nine of its last 10

games, including its final eight games of the season to win a share of the 2020 conference championship and claim the No. 1 seed for the later canceled Big Ten tournament. During that run, UW knocked off No. 14 Michigan State, won at No. 19 Michigan and closed the season with a win at Indiana to clinch the title.

In his inaugural season as head coach, Gard led the Badgers to the 2016 NCAA Tournament Sweet 16, becoming just the second-ever first-year coach to win the Jim Phelan National Coach of the Year award. He followed that up by leading UW to the fifth-highest single-season win total in school history (27-10) and making a second-consecutive visit to the Sweet 16.

Gard's Badgers would follow that up with another 12-6 conference campaign in 2017, finishing second in both the regular season and the Big Ten tourney. UW capped off its 27-win season with a signature win in the NCAA tournament, knocking off the nation's No. 1 team Villanova, 65-62, to advance to the Sweet 16.

In 2018-19, Gard piloted the Badgers back to the Big Dance, posting a 23-11 overall record and 14-6 in the Big Ten. UW won 14 conference games for just the 3rd time in school history.

During his tenure as head coach, Gard has helped a pair of players reach first-team All-Big Ten status: Nigel Hayes in 2016 and third-team All-American Ethan Happ received the distinction in both 2017, 2018 and 2019.

Gard served as an assistant at Wisconsin for 14-plus seasons, including the final seven as the associate head coach. Gard served as the Badgers' recruiting coordinator in addition to constructing future game schedules and director of the Badger Boys Basketball Camps.

Gard helped guide the Badgers to back-to-back Final Fours in 2014 and 2015, and in 2015 UW reached its first national championship game since 1941.

In fact, Gard has been on the bench for each of the top 13 winningest seasons at Wisconsin.

Prior to coming to Wisconsin in 2001, Gard spent the previous two seasons as Ryan's assistant at UW-Milwaukee. Previously, Gard served as an assistant coach to Ryan at UW-Platteville from 1993-99. During Gard's years on the Pioneer staff, UW-Platteville compiled a 161-13 (.925) record and won three NCAA Division III titles, five straight Wisconsin Intercollegiate Athletic Conference (WIAC) championships and appeared in six consecutive NCAA tournaments.

GARD YEAR-BY-YEAR

Year	School	Record	Pct.	Conf.	Record	Place	Postseason
2015-16	Wisconsin	15-8	.652	Big Ten	12-6	T-3rd	NCAA Sweet 16
2016-17	Wisconsin	27-10	.730	Big Ten	12-6	T-2nd	NCAA Sweet 16
2017-18	Wisconsin	15-18	.455	Big Ten	7-11	9th	--
2018-19	Wisconsin	23-11	.676	Big Ten	14-6	4th	NCAA First Round
2019-20	Wisconsin	21-10	.677	Big Ten	14-6	T-1st	Postseason canceled
2020-21	Wisconsin	18-12	.600	Big Ten	10-10	--	NCAA Second Round
2021-22	Wisconsin	9-2	.818	Big Ten	1-1	--	
Totals (7 seasons)		128-72	(.640)		70-46	(.603)	4 NCAA appearances

GARD vs. DIVISION I TEAMS

Team	Home	Away	Neut.	Total	Team	Home	Away	Neut.	Total
Arkansas-Pine Bluff	1-0	0-0	0-0	1-0	North Carolina State	1-0	0-1	0-0	1-1
Baylor	1-0	0-0	0-2	0-2	Northwestern	3-2	3-1	1-0	6-3
Central Arkansas	1-0	0-0	0-0	1-0	Notre Dame	0-0	0-0	0-1	0-1
Chicago State	2-0	0-0	0-0	2-0	Ohio State	3-2	2-2	0-0	5-4
Coppin State	1-0	0-0	0-0	1-0	Oklahoma	1-0	0-0	1-0	2-0
Creighton	0-0	0-1	0-0	0-1	Oregon	0-0	0-0	0-1	0-1
Eastern Illinois	2-0	0-0	0-0	2-0	Penn State	3-0	4-1	1-0	8-1
Florida	0-0	0-0	0-1	0-1	Pittsburgh	0-0	0-0	1-0	1-0
Florida A&M	1-0	0-0	0-0	1-0	Prairie View A&M	1-0	0-0	0-0	1-0
Georgetown	0-0	0-0	1-0	1-0	Providence	0-1	0-0	0-0	0-1
Georgia Tech	0-0	1-0	0-0	1-0	Purdue	2-2	0-5	0-0	2-7
Grambling State	1-0	0-0	0-0	1-0	Rhode Island	1-0	0-0	0-0	1-0
Green Bay	6-0	0-0	0-0	6-0	Rider	1-0	0-0	0-0	1-0
Houston	0-0	0-0	1-0	1-0	Richmond	0-0	0-0	0-1	0-1
Houston Baptist	1-0	0-0	0-0	1-0	Rutgers	4-0	1-2	1-0	6-2
Idaho State	1-0	0-0	0-0	1-0	St. Francis Brooklyn	1-0	0-0	0-0	1-0
Illinois	3-2	4-1	0-0	7-3	Saint Mary's	0-0	0-0	1-1	1-1
Indiana	6-0	2-2	1-0	9-2	Savannah State	1-0	0-0	0-0	1-0
Iowa	1-2	2-3	0-1	3-6	South Carolina State	1-0	0-0	0-0	1-0
Louisville	1-0	0-0	0-0	1-0	Stanford	0-0	0-0	1-0	1-0
Loyola	1-0	0-0	0-0	1-0	Syracuse	1-0	0-0	0-0	1-0
Marquette	2-1	1-2	0-0	3-3	Temple	0-0	0-1	0-0	0-1
Maryland	3-2	2-2	1-0	6-4	Tennessee	0-0	1-0	1-0	2-0
UMass Lowell	1-0	0-0	0-0	1-0	Texas A&M	0-0	0-0	1-0	1-0
McNeese State	1-0	0-0	0-0	1-0	UCLA	0-0	0-0	0-1	0-1
Michigan	3-2	1-3	0-1	4-6	Villanova	0-0	0-0	1-0	1-0
Michigan State	2-2	1-4	0-2	3-8	Virginia	0-0	0-1	0-1	0-2
Milwaukee	2-0	0-0	0-0	2-0	Virginia Tech	0-0	0-0	1-0	1-0
Minnesota	4-1	3-1	0-0	7-2	Western Kentucky	1-0	0-1	0-0	1-1
Nebraska	3-1	4-1	1-1	8-3	Xavier	0-1	1-0	1-0	2-1
New Mexico	0-0	0-0	0-1	0-1	Yale	1-0	0-0	0-0	1-0
Nicholls	1-0	0-0	0-0	1-0					
North Carolina	0-0	0-0	1-1	1-1					
					Total	77-21	33-35	18-16	128-72

Junior | Guard | 6-4 | 196
Toronto, Ontario | Crestwood Prep (Wake Forest)



	SEASON	CAREER
GP/GS	5/1	55/10
10+ POINTS:	0	6
20+ POINTS:	0	0
3+ FGS MADE:	0	12
2+ ASSISTS:	1	28
2+ STEALS:	1	8
20+ MINUTES:	1	21
1,000 FT %:	2	12

Jahcobi Neath begins his first season with the Badgers after transferring from Wake Forest. The Toronto, Ontario native played the last two seasons for the Demon Deacons and had an immediate impact as a true freshman in 2019-20. Neath played in 30 games and started five, averaging 5.3 points and 2.2 assists per game his first season, shooting 42.2 percent from the floor, including 48 percent from 3-point range. Last season as a sophomore, Neath played in 20 games for Wake Forest and made four starts. He averaged 3.8 points and 1.7 assists in 15.8 minutes per game. Neath represented Canada at the U18 and U19 levels, playing internationally at the 2019 FIBA U19 World Cup. In high school, he played at Crestwood Prep in Toronto and led the Lions to the 2019 national championship, averaging 26 points, seven rebounds and four assists per game his senior season.

- **NICHOLLS (12/15/21):** Made his first start at Wisconsin, finishing with 9 points and a career-high 7 rebounds, plus 2 assists.
- Played a career-high 34 minutes in a matchup against Pittsburgh (3/10/20) where he scored 6 points, secured 4 rebounds, and added 6 assists.
- Posted back-to-back 16-point contests against Georgia Tech (2/19/20) and Duke (2/25/20).

POINTS: 9 vs. Nicholls (12/15/21)
FIELD GOALS: 3 vs. Nicholls (12/15/21)
FG ATTEMPTS: 6 vs. Nicholls (12/15/21)
3-POINT FGS: 1 vs. Nicholls (12/15/21)
3-POINT FGAS: 2 vs. Marquette (12/4/21)
FREE THROWS: 2 (2x) MR vs. Nicholls (12/15/21)
FT ATTEMPTS: 2 (3x) MR vs. Nicholls (12/15/21)
REBOUNDS: 7 vs. Nicholls (12/15/21)
ASSISTS: 2 vs. Nicholls (12/15/21)
BLOCKS: --
STEALS: 2 vs. Marquette (12/4/21)
MINUTES: 27 vs. Nicholls (12/15/21)

POINTS: 16 (2x) MR vs. Duke (2/25/20)*
FIELD GOALS: 5 (2x) MR vs. Longwood (11/27/20)*
FG ATTEMPTS: 10 (2x) MR at BC (2/10/21)*
3-POINT FGs: 2 (2x) MR at NC State (1/27/21)*
3-POINT FGs: 5 at Virginia Tech (2/27/21)*
FREE THROWS: 9 vs. Duke (2/25/20)*
FT ATTEMPTS: 12 vs. Duke (2/25/20)*
REBOUNDS: 7 vs. Nicholls (12/15/21)
ASSISTS: 6 (3x) MR vs. Del. St (11/25/20)*
BLOCKS: 1 (3x) MR vs. Duke (2/17/21)*
STEALS: 3 vs. Catawba (12/31/20)*
MINUTES: 34 vs. Pittsburgh (3/10/20)*

*recorded at Wake Forest

Opponent	Date	gs		min		Total		3-Pointers		Free throws		Rebounds			pf	a	t/o	blk	stl	pts	avg
				fg-fga	ptc	fg-fga	ptc	ft-fa	ptc	off	def	tot	avg								
ST. FRANCIS BROOKLYN	11/09/21		18	1-5	.200	0-0	.000	2-2	1.000	2	0	2	2.0	0	0	1	0	0	4	4.0	
at Georgia Tech	12/01/21		6	1-3	.333	0-1	.000	0-0	.000	0	0	0	1.0	0	0	0	0	0	2	3.0	
MARQUETTE	12/04/21		9	0-3	.000	0-2	.000	1-2	.500	0	1	1	1.0	3	1	0	0	2	1	2.3	
at Ohio St.	12/11/21		6	0-1	.000	0-0	.000	0-0	.000	0	1	1	1.0	0	1	0	0	0	0	1.8	
NICHOLLS ST.	12/15/21	*	27	3-6	.500	1-1	1.000	2-2	1.000	2	5	7	2.2	3	2	0	1	1	9	3.2	
Totals		1	66	5-18	.278	1-4	.250	5.6	.833	4	7	11	2.2	6	4	1	1	3	16	3.2	

Games played: 5
Minutes/game: 13.2
Points/game: 3.2
FG Pct: 27.8
3FG Pct: 25.0
FT Pct: 83.3

Rebounds/game: 2.2
Assists/game: 0.8
Turnovers/game: 0.2
Assist/turnover ratio: 4.0
Steals/game: 0.6
Blocks/game: 0.2

Overall			3-Point						Rebounding									
Year	GP-GS	Min/Avg	FG-FGA	Pct	FG-FGA	Pct	FT-FTA	Pct	Off-Def	Tot	Avg	PF-FO	Ast	TO	Blk	Stl	Pts/Avg	
2019-20*	30-5	554/18.5	54-128	.422	12-25	.480	38-65	.585	7-49	56	1.9	49-0	67	53	1	15	158/5.3	
2020-21*	20-4	316/15.8	25-70	.357	6-27	.222	19-21	.905	4-31	35	1.8	28-0	33	35	2	9	75/3.8	
2021-22	5-1	66/13.2	5-18	.278	1-4	.250	5-6	.833	4-7	11	2.2	6-0	4	1	1	3	16/3.2	
Total	55-10	936/17.0	84-216	.389	19-56	.339	62-92	.674	15-87	102	1.9	83-0	104	89	4	27	249/4.5	
*at Wake Forest																		
Conference			3-Point						Rebounding									
Year	GP-GS	Min/Avg	FG-FGA	Pct	FG-FGA	Pct	FT-FTA	Pct	Off-Def	Tot	Avg	PF-FO	Ast	TO	Blk	Stl	Pts/Avg	
2019-20*	20-4	366/18.3	38-86	.442	10-18	.556	29-46	.630	6-30	36	1.8	36-0	42	31	0	8	115/5.8	
2020-21*	17-3	252/14.8	16-50	.320	6-26	.231	9-11	.818	3-21	24	1.4	20-0	25	30	2	4	47/2.8	
2021-22	1-0	6/6.0	0-1	.000	--	--	--	--	0-1	1	1.0	0-0	1	0	0	0	0/0.0	
Total	38-7	618/16.7	54-137	.394	16-44	.364	38-57	.667	9-52	61	1.6	56-0	68	61	2	12	162/4.3	

*Atlantic Coast Conference (ACC)

1 | JOHNNY DAVIS

Sophomore | Guard | 6-5 | 194
La Crosse, Wis. | La Crosse Central High School



Twitter: @JonathanCDavis1 | Instagram: @johnnydavis

INDIVIDUAL BENCHMARKS

	SEASON	CAREER
GP/GS	9/9	40/9
10+ POINTS:	9	18
20+ POINTS:	6	6
2+ 3-PTERS MADE:	4	5
3+ ASSISTS:	3	7
5+ REBOUNDS:	7	19
LED UW IN PTS:	7	9
LED UW IN REB:	4	10

GET TO KNOW JOHNNY

It didn't take long for Johnny Davis to become a key contributor for Wisconsin as a freshman, and the guard from La Crosse, Wisconsin is poised to step into a key role in his second season. Davis played in all 31 games last year for the Badgers, averaging 24.4 minutes per game (fifth-most on the team). The 6-foot-5 guard averaged 7.0 points and 4.1 rebounds per game last season, including a season-high 17 points (6-7 FG, 4-4 3FG) in a win over Penn State. A four-star recruit by Rivals, Johnny Davis was named Wisconsin Mr. Basketball as a senior at La Crosse Central. He finished his high school career as Central's all-time leading scorer with 2,158 points. Along with brother and fellow Badger, Jordan, he helped lead Central to the WIAA Division 2 state tournament each of their three years on the varsity team, capturing the state title in 2017. On the football field, Davis was a first-team all-state starter at quarterback, passing for 6,572 yards and 56 touchdowns, while rushing for more than 2,000 yards and scoring another 34 touchdowns on the ground.

HONORS

- 2021 Maui Invitational Tournament MVP
- Big Ten Player of the Week (11/29/21)
- Gold medal with USA at 2021 FIBA U19 World Cup
- 2020 Wisconsin Mr. Basketball
- 2017 WIAA Division 2 State Champion (basketball)

TOP SEASON PERFORMANCES

- **INDIANA (12/8/21):** Scored 25 points, including the go-ahead 3 with 1:18 remaining, to lead UW in a 22-point comeback win.
- **MARQUETTE (12/4/21):** Team-high 25 points, shooting 9-for-14 FG, plus 5 rebounds in the win.
- **#12 HOUSTON (11/23/21):** Scored a career-high 30 points to lead UW to an upset win at Maui Inv.
- **ST. FRANCIS BKN (11/9/21):** In his first career start, recorded 15 points and a career-high 5 assists, plus 3 rebounds and 2 steals in 26 minutes.

SEASON HIGHS

POINTS: 30 vs. Houston (11/23/21)
FIELD GOALS: 11 at Ohio State (12/11/21)
FG ATTEMPTS: 22 at Ohio State (12/11/21)
3-POINT FGS: 4 vs. Houston (11/23/21)
3-POINT FGAS: 7 (2x) MR at Ohio State (12/11/21)
FREE THROWS: 6 (3x) MR vs. Indiana (12/8/21)
FT ATTEMPTS: 8 (2x) MR vs. Marquette (12/4/21)
REBOUNDS: 9 (2x) MR vs. Indiana (12/8/21)
ASSISTS: 5 (2x) MR at Ga Tech (12/1/21)
BLOCKS: 2 vs. Houston (11/23/21)
STEALS: 4 vs. Houston (11/23/21)
MINUTES: 38 (2x) MR at Ohio State (12/11/21)

CAREER HIGHS

POINTS: 30 vs. Houston (11/23/21)
FIELD GOALS: 11 at Ohio State (12/11/21)
FG ATTEMPTS: 22 at Ohio State (12/11/21)
3-POINT FGS: 4 (2x) MR vs. Houston (11/23/21)
3-POINT FGAS: 7 (2x) MR at Ohio State (12/11/21)
FREE THROWS: 6 (4x) MR vs. Indiana (12/8/21)
FT ATTEMPTS: 8 (2x) MR vs. Marquette (12/4/21)
REBOUNDS: 9 (3x) MR vs. Indiana (12/4/21)
ASSISTS: 5 (2x) MR at Ga Tech (12/1/21)
BLOCKS: 2 (4x) MR vs. Houston (11/23/21)
STEALS: 4 (2x) MR vs. Houston (11/23/21)
MINUTES: 41 vs. Indiana (1/7/21)

GAME-BY-GAME STATISTICS

Opponent	Date	gs	min	Total		3-Pointers		Free throws		Rebounds				pf	a	t/o	blk	stl	pts	avg	
				fg-fga	pct	3fg-fga	pct	ft-fga	pct	off	def	tot	avg								
ST. FRANCIS BROOKLYN	11/09/21	*	26	6-15	.400	2-6	.333	1-2	.500	1	2	3	3.0	0	5	0	0	2	15	15.0	
GREEN BAY	11/12/21	*	25	5-16	.313	0-3	.000	5-6	.833	2	3	5	4.0	1	2	0	1	1	15	15.0	
vs Texas A&M	11/22/21	*	38	8-18	.444	1-5	.200	4-4	1.000	3	6	9	5.7	1	2	3	0	2	21	17.0	
vs Houston	11/23/21	*	37	10-18	.556	4-7	.571	6-6	1.000	0	4	4	5.3	1	1	2	2	4	30	20.3	
vs Saint Mary's (CA)	11/24/21	*	32	7-17	.412	1-1	1.000	5-5	1.000	2	5	7	5.6	1	1	3	0	1	20	20.2	
at Georgia Tech	12/01/21	*	37	4-9	.444	2-4	.500	5-8	.625	2	4	6	5.7	2	5	4	1	1	15	19.3	
MARQUETTE	12/04/21	*	30	9-14	.643	1-1	1.000	6-8	.750	0	5	5	5.6	1	1	1	1	0	25	20.1	
INDIANA	12/08/21	*	37	8-17	.471	1-3	.333	6-7	.857	1	8	9	6.0	1	1	3	1	0	23	20.5	
at Ohio St.	12/11/21	*	38	11-22	.500	2-7	.286	0-0	.000	1	6	7	6.1	4	3	1	0	3	24	20.9	
Totals			9	300	68-146	.466	14-37	.378	38-46	.826	12	43	55	6.1	12	21	17	6	14	188	20.9
Games played: 9										Rebounds/game: 6.1											
Minutes/game: 33.3										Assists/game: 2.3											
Points/game: 20.9										Turnovers/game: 1.9											
FG Pct: 46.6										Assist/turnover ratio: 1.2											
3FG Pct: 37.8										Steals/game: 1.6											
FT Pct: 82.6										Blocks/game: 0.7											

CAREER STATISTICS

Overall					3-Point				Rebounding										
	Year	GP-GS	Min/Avg	FG-FGA	Pct	FG-FGA	Pct	FT-FTA	Pct	Off-Def	Tot	Avg	PF-FO	Ast	TO	Blk	Stl	Pts/Avg	
	2020-21	31-0	753/24.3	86-195	.441	14-36	.389	32-44	.727	34-94	128	4.1	66-0	35	34	18	34	218/7.0	
	2021-22	9-9	300/33.3	68-146	.466	14-37	.378	38-46	.826	12-43	55	6.1	12-0	21	17	6	14	188/20.9	
Total	40-9	1053/26.3	154-341	.452	28-73	.384	70-90	.778	46-137	183	4.6	78-0	56	51	24	48	406/10.2		
Conference					3-Point				Rebounding										
	Year	GP-GS	Min/Avg	FG-FGA	Pct	FG-FGA	Pct	FT-FTA	Pct	Off-Def	Tot	Avg	PF-FO	Ast	TO	Blk	Stl	Pts/Avg	
	2020-21	20-0	503/25.2	52-127	.409	9-26	.346	21-29	.724	22-56	78	3.9	48-0	19	23	10	26	134/6.7	
	2021-22	2-2	75/37.5	19-39	.487	3-10	.300	6-7	.857	2-14	16	8.0	5-0	4	4	1	3	47/23.5	
Total	22-2	578/26.3	71-166	.428	12-36	.333	27-36	.750	24-70	94	4.3	53-0	23	27	11	29	181/8.2		

5 | TYLER WAHL

Junior | Forward | 6-9 | 221
Lakeville, Minn. | Lakeville North High School



Twitter: @tjwahl01 | Instagram: @tjwahl01

INDIVIDUAL BENCHMARKS

	SEASON	CAREER
GP/GS:	11/11	73/32
10+ POINTS:	3	8
20+ POINTS:	0	0
5+ REBOUNDS:	5	25
10+ REBOUNDS:	0	3
DOUBLE-DOUBLES:	0	2
2+ BLOCKS:	4	10
LED UW IN PTS:	0	1
LED UW IN REB:	1	8

GET TO KNOW TYLER

Junior forward Tyler Wahl has had an immediate impact at Wisconsin since stepping onto campus. Having now played in over 70 career games as a Badger, the Lakeville, Minnesota native played in all 31 games for the Badgers last season (18 starts). Averaging 5.2 points, 4.3 rebounds and 1.0 steals per game last year, one of Wahl's best games came when he led the Badgers in scoring for the first time in his career with 14 points, plus a team-high 6 rebounds and 2 assists in a win vs. Northwestern. As a prep senior at Lakeville North, Wahl averaged 18.0 points, 10.0 rebounds and 6.6 assists per game, leading the Panthers to a 27-5 record, the school's first-ever conference title, and an appearance in the Class AAAA state championship game. He earned back-to-back AP second-team All-State honors as a junior and senior, setting the school record for rebounds (905) and finishing third in Panther history with 1,397 points.

HONORS

- 2021 Maui Invitational All-Tournament Team

TOP SEASON PERFORMANCES

- **INDIANA (12/8/21):** Season-high 12 rebounds, plus 7 pts, 3 blk and 3 ast in UW's comeback win.
- **SAINT MARY'S (11/24/21):** Scored a career-high 18 points in the Maui Invitational championship game, adding 5 rebounds and a career-high 4 blocks.
- **PROVIDENCE (11/15/21):** Career-high 16 points (7-12 FG), plus 5 rebounds and 2 blocks.

SEASON HIGHS

POINTS: 18 vs. Saint Mary's (11/24/21)
FIELD GOALS: 7 vs. Providence (11/15/21)
FG ATTEMPTS: 12 vs. Providence (11/15/21)
3-POINT FGS: --
3-POINT FGAS: 3 at Ohio State (12/11/21)
FREE THROWS: 6 vs. Saint Mary's (11/24/21)
FT ATTEMPTS: 6 (2x) MR vs. Nicholls (12/15/21)
REBOUNDS: 12 vs. Indiana (12/8/21)
ASSISTS: 3 (2x) MR vs. Indiana (12/8/21)
BLOCKS: 4 vs. Saint Mary's (11/24/21)
STEALS: 3 vs. Texas A&M (11/22/21)
MINUTES: 36 (2x) MR vs. Saint Mary's (11/24/21)

CAREER HIGHS

POINTS: 18 vs. Saint Mary's (11/24/21)
FIELD GOALS: 7 vs. Providence (11/15/21)
FG ATTEMPTS: 12 vs. Providence (11/15/21)
3-POINT FGS: 2 (2x) MR vs. Northwestern (1/20/21)
3-POINT FGAS: 5 at Nebraska (2/10/21)
FREE THROWS: 6 vs. Saint Mary's (11/24/21)
FT ATTEMPTS: 6 (5x) MR vs. Nicholls (12/15/21)
REBOUNDS: 15 vs. Green Bay (12/1/20)
ASSISTS: 4 (2x) MR vs. Green Bay (12/1/20)
BLOCKS: 4 vs. Saint Mary's (11/24/21)
STEALS: 3 (4x) MR vs. Texas A&M (11/22/21)
MINUTES: 36 (3x) MR vs. Saint Mary's (11/24/21)

GAME-BY-GAME STATISTICS

Opponent	Date	gs	min	Total		3-Pointers		Free throws		Rebounds			pf	a	t/o	blk	stl	pts	avg		
				fg-fga	pct	3fg-fga	pct	ft-fa	pct	off	def	tot									
ST. FRANCIS BROOKLYN	11/09/21	*	17	1-3	.333	0-1	.000	3-4	.750	1	3	4	4.0	2	1	2	0	5	5.0		
GREEN BAY	11/12/21	*	20	1-2	.500	0-0	.000	0-0	.000	1	4	5	4.5	1	2	1	2	0	2	3.5	
PROVIDENCE	11/15/21	*	36	7-12	.583	0-2	.000	2-3	.667	3	2	5	4.7	4	0	1	2	0	16	7.7	
vs Texas A&M	11/22/21	*	30	3-8	.375	0-2	.000	0-0	.000	2	2	4	4.5	0	1	2	1	3	6	7.3	
vs Houston	11/23/21	*	32	4-10	.400	0-2	.000	1-2	.500	1	6	7	5.0	2	1	0	0	0	9	7.6	
vs Saint Mary's (CA)	11/24/21	*	36	6-9	.667	0-0	.000	6-6	1.000	1	4	5	5.0	4	0	1	4	1	18	9.3	
at Georgia Tech	12/01/21	*	33	4-8	.500	0-0	.000	1-3	.333	0	3	3	4.7	2	1	0	2	1	9	9.3	
MARQUETTE	12/04/21	*	34	2-9	.222	0-2	.000	1-1	1.000	2	3	5	4.8	1	3	0	1	0	5	8.8	
INDIANA	12/08/21	*	28	2-7	.286	0-1	.000	3-4	.750	3	9	12	5.6	2	3	0	3	1	7	8.6	
at Ohio St.	12/11/21	*	23	1-7	.143	0-3	.000	1-1	1.000	0	1	1	5.1	3	2	2	1	1	3	8.0	
NICHOLLS ST.	12/15/21	*	32	4-8	.500	0-2	.000	4-6	.667	0	4	4	5.0	2	2	3	0	1	12	8.4	
Totals			11	321	35-83	.422	0-15	.000	22-30	.733	14	41	55	5.0	23	16	12	16	8	92	8.4

Games played: 11
Minutes/game: 29.2
Points/game: 8.4
FG Pct: 42.2
3FG Pct: 0.0
FT Pct: 73.3

Rebounds/game: 5.0
Assists/game: 1.5
Turnovers/game: 1.1
Assist/turnover ratio: 1.3
Steals/game: 0.7
Blocks/game: 1.5

CAREER STATISTICS

Overall				3-Point				Rebounding											
Year	GP-GS	Min/Avg	FG-FGA	Pct	FG-FGA	Pct	FT-FTA	Pct	Off-Def	Tot	Avg	PF-FO	Ast	TO	Blk	Stl	Pts/Avg		
2019-20	31-3	478/15.4	34-79	.430	6-28	.214	7-18	.389	34-48	82	2.6	64-0	32	33	5	20	81/2.6		
2020-21	31-18	765/24.7	58-133	.436	10-36	.278	34-60	.567	33-100	133	4.3	68-0	42	28	21	31	160/5.2		
2021-22	11-11	321/29.2	35-83	.422	0-15	.000	22-30	.733	14-41	55	5.0	23-0	16	12	16	8	92/8.4		
Total	73-32	1564/21.4	127-295	.431	16-79	.203	63-108	.583	81-189	270	3.7	155-0	90	73	42	59	333/4.6		
Conference				3-Point				Rebounding											
Year	GP-GS	Min/Avg	FG-FGA	Pct	FG-FGA	Pct	FT-FTA	Pct	Off-Def	Tot	Avg	PF-FO	Ast	TO	Blk	Stl	Pts/Avg		
2019-20	20-3	309/15.5	23-54	.426	2-18	.111	2-8	.250	23-27	50	2.5	40-0	19	21	4	14	50/2.5		
2020-21	20-14	524/26.2	41-95	.432	8-28	.286	19-37	.514	23-62	85	4.3	44-0	29	18	9	17	109/5.5		
2020-21	2-2	51/25.5	3-14	.214	0-4	.000	4-5	.800	3-10	13	6.5	5-0	5	2	4	2	10/5.0		
Total	42-19	884/21.0	67-163	.411	10-50	.200	25-50	.500	49-99	148	3.5	89-0	53	41	17	33	169/4.0		

20 | BEN CARLSON

Sophomore | Forward | 6-9 | 226
Woodbury, Minn. | East Ridge High School



Twitter: @ben_carlson20 | Instagram: @bencarlson20

INDIVIDUAL BENCHMARKS

	SEASON	CAREER
GP/GS:	11/1	18/1
10+ POINTS:	0	0
20+ POINTS:	0	0
5+ REBOUNDS:	2	2
2+ ASSISTS:	1	2
2+ STEALS:	0	0

GET TO KNOW BEN

A four-star recruit by ESPN, 247Sports and Rivals, sophomore forward Ben Carlson appeared in seven games last season before an injury sidelined him for the rest of the year. The Woodbury, Minnesota native scored 13 points in last year’s season opener. A finalist for Minnesota Mr. Basketball as a high school senior, Carlson went down as one of the most decorated players in East Ridge High School history. The 6-foot-9 forward set school records for career points (2,004), rebounds (1,083) and blocked shots (145). Carlson also became the first player in program history to be nominated to the McDonalds All-American Game in 2020. His senior season, Carlson averaged 24.3 points and 11.7 rebounds per game while leading the Raptors to a 20-7 record and a conference title. As a junior, he led East Ridge to the Minnesota Class AA state tournament while averaging a double-double (16 ppg, 11.3 rpg). Off the court, Carlson was a member of National Honors Society.

HONORS

- Four-star recruit (ESPN, 247 Sports, Rivals)
- No. 88 in ESPN 100 (2020)
- 2020 Mr. Minnesota Basketball finalist

TOP CAREER PERFORMANCES

- **EASTERN ILLINOIS (11/25/20):** In his first game as a Badger, scored 13 points and recorded two rebounds, a block, and an assist. Played a season-high 17 minutes.
- **ARK.-PINE BLUFF (11/27/20):** Scored three points and added two assists, two rebounds, and a block.

SEASON HIGHS

POINTS: 5 vs. Green Bay (11/12/21)
FIELD GOALS: 2 (4x) MR vs. Nicholls (12/15/21)
FG ATTEMPTS: 7 vs. Providence (11/15/21)
3-POINT FGS: --
3-POINT FGAS: 3 vs. Providence (11/15/21)
FREE THROWS: 1 (3x) MR at Ohio State (12/11/21)
FT ATTEMPTS: 2 (2x) MR at Ohio State (12/11/21)
REBOUNDS: 7 vs. Green Bay (11/12/21)
ASSISTS: 2 vs. Houston (11/23/21)
BLOCKS: 1 vs. Providence (11/15/21)
STEALS: --
MINUTES: 20 (2x) MR vs. Indiana (12/8/21)

CAREER HIGHS

POINTS: 13 vs. Eastern Illinois (11/25/20)
FIELD GOALS: 4 vs. Eastern Illinois (11/25/20)
FG ATTEMPTS: 7 vs. Providence (11/15/21)
3-POINT FGS: 1 vs. Eastern Illinois (11/25/20)
3-POINT FGAS: 3 vs. Providence (11/15/21)
FREE THROWS: 4 vs. Eastern Illinois (11/25/20)
FT ATTEMPTS: 4 (2x) MR vs. UAPB (11/27/20)
REBOUNDS: 5 vs. St. Francis Bkn (11/9/21)
ASSISTS: 2 (2x) MR vs. Houston (11/23/21)
BLOCKS: 1 (3x) MR vs. Providence (11/15/21)
STEALS: 1 vs. Green Bay (12/1/20)
MINUTES: 20 (2x) MR vs. Indiana (12/8/21)

GAME-BY-GAME STATISTICS

Opponent	Date	gs	min	Total		3-Pointers		Free throws		Rebounds				pf	a	t/o	blk	stl	pts	avg
				fg	pct	fg	pct	ft	pct	off	def	tot	avg							
ST. FRANCIS BROOKLYN	11/09/21	19	2-3	.667	0-0	.000	0-0	.000	2	3	5	5.0	0	0	0	0	0	4	4.0	
GREEN BAY	11/12/21	18	2-6	.333	0-1	.000	1-1	1.000	1	6	7	6.0	0	1	0	0	0	5	4.5	
PROVIDENCE	11/15/21	*	19	1-7	.143	0-3	.000	0-0	.000	2	1	3	5.0	0	0	1	1	0	2	3.7
vs Texas A&M	11/22/21	4	0-1	.000	0-1	.000	0-0	.000	0	0	0	3.8	1	0	2	0	0	0	2.8	
vs Houston	11/23/21	12	2-3	.667	0-1	.000	0-0	.000	0	2	2	3.4	0	2	0	0	0	4	3.0	
vs Saint Mary's (CA)	11/24/21	10	0-1	.000	0-0	.000	0-1	.000	1	3	4	3.5	1	0	1	0	0	0	2.5	
at Georgia Tech	12/01/21	1	0-0	.000	0-0	.000	0-0	.000	0	0	0	3.0	0	0	0	0	0	0	2.1	
MARQUETTE	12/04/21	4	1-1	1.000	0-0	.000	0-0	.000	0	0	0	2.6	0	0	0	0	0	2	2.1	
INDIANA	12/08/21	20	1-4	.250	0-2	.000	1-2	.500	2	2	4	2.8	1	0	0	0	0	3	2.2	
at Ohio St.	12/11/21	13	0-3	.000	0-2	.000	1-2	.500	0	2	2	2.7	1	0	0	0	0	1	2.1	
NICHOLLS ST.	12/15/21	9	2-5	.400	0-1	.000	0-0	.000	2	2	4	2.8	0	0	0	0	0	4	2.3	
Totals		1	129	11-34	.324	0-11	.000	3-6	.500	10	21	31	2.8	4	3	4	1	0	25	2.3

Games played: 11
Minutes/game: 11.7
Points/game: 2.3
FG Pct: 32.4
3FG Pct: 0.0
FT Pct: 50.0

Rebounds/game: 2.8
Assists/game: 0.3
Turnovers/game: 0.4
Assist/turnover ratio: 0.8
Blocks/game: 0.1

CAREER STATISTICS

Overall				3-Point					Rebounding										Pts/Avg
Year	GP-GS	Min/Avg	FG-FGA	Pct	FG-FGA	Pct	FT-FTA	Pct	Off-Def	Tot	Avg	PF-FO	Ast	TO	Blk	Stl			
2020-21	7-0	64/9.1	6-11	.545	1-3	.333	7-8	.875	1-5	6	0.9	10-0	4	1	3	1	20/2.9		
2021-22	11-1	130/11.8	11-34	.324	0-11	.000	3-6	.500	10-21	31	2.8	4-0	3	4	1	0	25/2.3		
Total	18-1	194/10.8	17-45	.378	1-14	.071	10-14	.714	11-26	37	2.1	14-0	7	5	4	1	45/2.5		
Conference				3-Point					Rebounding										Pts/Avg
Year	GP-GS	Min/Avg	FG-FGA	Pct	FG-FGA	Pct	FT-FTA	Pct	Off-Def	Tot	Avg	PF-FO	Ast	TO	Blk	Stl			
2020-21									-- DID NOT PLAY (INJURY) --										
2021-22	2-0	33/16.5	1-7	.143	0-4	.000	2-4	.500	2-4	6	3.0	2-0	0	0	0	0	4/2.0		
Total	2-0	33/16.5	1-7	.143	0-4	.000	2-4	.500	2-4	6	3.0	2-0	0	0	0	0	4/2.0		

22 | STEVEN CROWL

Sophomore | Forward | 7-0 | 234
Eagan, Minn. | Eastview High School



Twitter: @steven_crowl | Instagram: @stevencrowl

INDIVIDUAL BENCHMARKS

	SEASON 11/11	CAREER 23/11
GP/GS:	4	4
10+ POINTS:	4	4
5+ REBOUNDS:	0	0
10+ REBOUNDS:	0	0
DOUBLE-DOUBLES:	5	6
1+ BLOCK:	1	1
LED UW IN PTS:	3	3
LED UW IN REB:		

GET TO KNOW STEVEN

Steven Crowl enters his second season in the Wisconsin program after appearing in 12 games last year as a true freshman. The 7-foot forward from Eagan, Minnesota scored his first points as a Badger in UW's season opener against Eastern Illinois, while also grabbing his first career rebound. In the first round of the 2021 NCAA Tournament, Crowl played 3 minutes and grabbed 2 rebounds against North Carolina to help UW to an 85-62 win. A three-star recruit by 247Sports and Rivals, Crowl had a standout senior season at Eastview High School where he was a finalist for Minnesota Mr. Basketball finalist. One of the most decorated players in Eastview history, Crowl finished his prep career as the school's all-time leading scorer (1,747 pts), rebounder (832 reb) and shot blocker (103 blk). The 6-foot-9 forward also set Eastview school records for career field-goal percentage (59% FG), rebounds in a season (332), rebounds in a game (19) and single-game field-goal percentage (90% FG). As a senior, he averaged 26.7 points and 12 rebounds per game, while also leading his team in assists (4.3 per contest). Crowl played travel basketball for D1 Minnesota, the same program as current Badger teammate Tyler Wahl.

HONORS

- Three-star recruit (247 Sports and Rivals)
- First-team South Suburban All-Conference 2019
- Section 3AAAA Player of the Year 2019
- 2020 Mr. Minnesota Basketball finalist

TOP SEASON PERFORMANCES

- **MARQUETTE (12/4/21):** Scored 15 points (6-9 FG, 2-3 3FG), while grabbing a team-high 8 rebounds.
- **ST. FRANCIS BKN (11/9/21):** Recorded a near double-double in his first career start, finishing with 11 points, 8 rebounds and 1 block.

SEASON HIGHS

POINTS: 18 vs. Green Bay (11/12/21)
FIELD GOALS: 7 vs. Green Bay (11/12/21)
FG ATTEMPTS: 11 vs. Green Bay (11/12/21)
3-POINT FGS: 2 (3x) MR vs. Marquette (12/4/21)
3-POINT FGAS: 4 (3x) MR vs. Houston (11/23/21)
FREE THROWS: 3 vs. St. Francis Bkn (11/9/21)
FT ATTEMPTS: 3 vs. St. Francis Bkn (11/9/21)
REBOUNDS: 8 (2x) MR vs. Marquette (12/4/21)
ASSISTS: 3 vs. Indiana (12/8/21)
BLOCKS: 1 (4x) MR vs. Marquette (12/4/21)
STEALS: 1 (3x) MR vs. Indiana (12/8/21)
MINUTES: 29 (2x) MR vs. Marquette (12/4/21)

CAREER HIGHS

POINTS: 18 vs. Green Bay (11/12/21)
FIELD GOALS: 7 vs. Green Bay (11/12/21)
FG ATTEMPTS: 11 vs. Green Bay (11/12/21)
3-POINT FGS: 2 (3x) MR vs. Marquette (12/4/21)
3-POINT FGAS: 4 (3x) MR vs. Houston (11/23/21)
FREE THROWS: 3 vs. St. Francis Bkn (11/9/21)
FT ATTEMPTS: 3 vs. St. Francis Bkn (11/9/21)
REBOUNDS: 8 (2x) MR vs. Marquette (12/4/21)
ASSISTS: 3 vs. Indiana (12/8/21)
BLOCKS: 1 (5x) MR vs. Marquette (12/4/21)
STEALS: 1 (3x) MR vs. Indiana (12/8/21)
MINUTES: 29 (2x) MR vs. Marquette (12/4/21)

GAME-BY-GAME STATISTICS

Opponent	Date	gs	min	Total		3-Pointers		Free throws		Rebounds			pf	a	t/o	blk	stl	pts	avg		
				fg	pct	3fg	pct	ft	pct	off	def	tot								avg	
ST. FRANCIS BROOKLYN	11/09/21	*	19	4-9	.444	0-1	.000	3-3	1.000	3	5	8	8.0	0	0	2	1	0	11	11.0	
GREEN BAY	11/12/21	*	22	7-11	.636	2-4	.500	2-2	1.000	3	4	7	7.5	0	0	0	0	0	18	14.5	
PROVIDENCE	11/15/21	*	23	1-10	.100	0-4	.000	2-2	1.000	0	4	4	6.3	2	2	1	0	0	4	11.0	
vs Texas A&M	11/22/21	*	29	4-9	.444	2-3	.667	0-0	.000	1	3	4	5.8	3	2	2	1	0	10	10.8	
vs Houston	11/23/21	*	23	3-6	.500	1-4	.250	1-2	.500	0	1	1	4.8	4	0	1	0	1	8	10.2	
vs Saint Mary's (CA)	11/24/21	*	27	2-7	.286	0-1	.000	0-0	.000	3	4	7	5.2	3	1	1	0	0	4	9.2	
at Georgia Tech	12/01/21	*	28	2-7	.286	0-3	.000	1-2	.500	1	3	4	5.0	4	0	1	1	1	5	8.6	
MARQUETTE	12/04/21	*	29	6-9	.667	2-3	.667	1-2	.500	1	7	8	5.4	1	1	1	1	0	15	9.4	
INDIANA	12/08/21	*	19	2-6	.333	1-2	.500	0-0	.000	0	0	0	4.8	4	3	0	0	1	5	8.9	
at Ohio St.	12/11/21	*	23	0-3	.000	0-2	.000	0-0	.000	1	1	2	4.5	3	0	3	0	0	0	8.0	
NICHOLLS ST.	12/15/21	*	14	2-6	.333	0-2	.000	1-2	.500	1	3	4	4.5	0	1	1	1	0	5	7.7	
Totals			11	256	33-83	.398	8-29	.276	11-15	.733	14	35	49	4.5	24	10	13	5	3	85	7.7

Games played: 11
Minutes/game: 23.3
Points/game: 7.7
FG Pct: 39.8
3FG Pct: 27.6
FT Pct: 73.3

Rebounds/game: 4.5
Assists/game: 0.9
Turnovers/game: 1.2
Assist/turnover ratio: 0.8
Steals/game: 0.3
Blocks/game: 0.5


CAREER STATISTICS

Overall				3-Point				Rebounding											
Year	GP-GS	Min/Avg	FG-FGA	Pct	FG-FGA	Pct	FT-FTA	Pct	Off-Def	Tot	Avg	PF-FO	Ast	TO	Blk	Stl	Pts/Avg		
2020-21	12-0	39/3.3	4-8	.500	0-1	.000	0-0	---	4-5	9	0.8	9-0	2	3	1	0	8/0.7		
2021-22	11-11	256/23.3	33-83	.398	8-29	.276	11-15	.733	13-35	48	4.4	24-0	10	13	5	3	85/7.7		
Total	23-11	295/12.8	37-91	.407	8-30	.267	11-15	.733	17-40	57	2.5	33-0	12	16	6	3	93/4.0		

Conference				3-Point				Rebounding											
Year	GP-GS	Min/Avg	FG-FGA	Pct	FG-FGA	Pct	FT-FTA	Pct	Off-Def	Tot	Avg	PF-FO	Ast	TO	Blk	Stl	Pts/Avg		
2020-21	7-0	7/1.0	0-0	---	0-0	---	0-0	---	0-3	3	0.4	1-0	0	0	0	0	0/0.0		
2021-22	2-2	42/21.0	2-9	.222	1-4	.250	0-0	---	1-1	2	1.0	7-0	3	3	0	1	5/2.5		
Total	9-2	49/5.4	2-9	.222	1-4	.250	0-0	---	1-4	5	0.6	8-0	3	3	0	1	5/0.6		

23 | CHUCKY HEPBURN

Freshman | Forward | 6-2 | 211
Omaha, Neb. | Bellevue West High School



Twitter: @ChuckyHepburn | Instagram: @chucky.hepburn

INDIVIDUAL BENCHMARKS		
	SEASON	CAREER
GP/GS:	11/11	11/11
10+ POINTS:	2	2
20+ POINTS:	0	0
3+ 3FGS:	0	0
2+ ASSISTS:	4	4
2+ STEALS:	3	3
LED UW IN PTS:	0	0
LED UW IN AST:	2	2

GET TO KNOW CHUCKY

Chucky Hepburn begins his first season as a Badger in 2021-22. The 6-foot-2 point guard from Omaha, Nebraska was a four-star recruit by ESPN and ranked as the No. 20 point guard in the nation. The 2020 Nebraska Gatorade Player of the Year, Hepburn averaged over 15 points, eight assists and five rebounds per game as a senior at Bellevue West. As a junior in 2020, Hepburn led Bellevue West to the Class A state championship, averaging 17.7 points, 6.1 assists, 4.6 rebounds and 3.1 steals per game that season. A three-time All-Metro First-Team honoree, Hepburn averaged over 18 points, 5 rebounds and 5 assists per game as a sophomore. Hepburn made four staright state appearances, advancing to the state title game his freshman, junior and senior seasons at Bellevue West. Off the court, Hepburn earned the "HomeSchool Papillion TeenService Award" and was a Special Olympics Volunteer Award winner.

- HONORS**
- Big Ten Co-Freshman of the Week (12/6/21)
 - Four-star high school recruit (ESPN)
 - No. 2 ranked 2021 prospect in Nebraska
 - 2020 Nebraska Gatorade Player of the Year
 - 2x First-Team All-Class All-State (2019, '20)
 - 2020 Nebraska Class A State Champion

- TOP SEASON PERFORMANCES**
- **MARQUETTE (12/4/21):** Recorded career highs in points (15) and assists (6), plus 3 steals in the win.
 - **ST. FRANCIS BKN (11/9/21):** First true freshman to start a season opener for UW since 2001, tallying 13 points, including 2-for-3 3FG shooting.

SEASON HIGHS			CAREER HIGHS		
POINTS:	15 vs. Marquette (12/4/21)		POINTS:	15 vs. Marquette (12/4/21)	
FIELD GOALS:	5 vs. Marquette (12/4/21)		FIELD GOALS:	5 vs. Marquette (12/4/21)	
FG ATTEMPTS:	8 (4x) MR vs. Nicholls (12/15/21)		FG ATTEMPTS:	8 (4x) MR vs. Nicholls (12/15/21)	
3-POINT FGS:	2 (2x) MR vs. Marquette (12/4/21)		3-POINT FGS:	2 (2x) MR vs. Marquette (12/4/21)	
3-POINT FGAS:	5 (2x) MR at Ohio State (12/11/21)		3-POINT FGAS:	5 (2x) MR at Ohio State (12/11/21)	
FREE THROWS:	4 (2x) MR vs. Indiana (12/8/21)		FREE THROWS:	4 (2x) MR vs. Indiana (12/8/21)	
FT ATTEMPTS:	4 (4x) MR vs. Nicholls (12/15/21)		FT ATTEMPTS:	4 (4x) MR vs. Nicholls (12/15/21)	
REBOUNDS:	3 (2x) MR at Ohio State (12/11/21)		REBOUNDS:	3 (2x) MR at Ohio State (12/11/21)	
ASSISTS:	6 vs. Marquette (12/4/21)		ASSISTS:	6 vs. Marquette (12/4/21)	
BLOCKS:	2 vs. Indiana (12/8/21)		BLOCKS:	2 vs. Indiana (12/8/21)	
STEALS:	4 vs. Green Bay (11/12/21)		STEALS:	4 vs. Green Bay (11/12/21)	
MINUTES:	36 vs. Providence (11/15/21)		MINUTES:	36 vs. Providence (11/15/21)	

GAME-BY-GAME STATISTICS																			
Opponent	Date	gs	min	Total		3-Pointers		Free throws		Rebounds			pf	a	t/o	blk	stl	pts	avg
				fg-fga	pct	3fg-fga	pct	ft-fia	pct	off	def	tot							
ST. FRANCIS BROOKLYN	11/09/21	*	24	4-7	.571	2-3	.667	3-4	.750	0	1	1	1.0	3	1	2	0	13	13.0
GREEN BAY	11/12/21	*	24	1-5	.200	1-3	.333	0-0	.000	0	2	2	1.5	1	1	1	0	4	3.0
PROVIDENCE	11/15/21	*	36	2-8	.250	0-3	.000	1-2	.500	1	2	3	2.0	3	2	1	0	5	7.0
vs Texas A&M	11/22/21	*	29	2-4	.500	1-3	.333	2-3	.667	1	1	2	2.0	1	1	1	0	7	7.0
vs Houston	11/23/21	*	31	1-4	.250	1-4	.250	0-0	.000	0	4	4	2.4	2	3	3	1	0	3.0
vs Saint Mary's (CA)	11/24/21	*	31	2-5	.400	0-1	.000	2-2	1.000	0	3	3	2.5	2	1	0	0	6	6.2
at Georgia Tech	12/01/21	*	33	1-6	.167	1-5	.200	4-4	1.000	0	1	1	2.3	2	3	2	1	1	7.0
MARQUETTE	12/04/21	*	31	5-8	.625	2-4	.500	3-3	1.000	0	2	2	2.3	1	6	2	0	3	15.0
INDIANA	12/08/21	*	25	0-4	.000	0-3	.000	4-4	1.000	0	2	2	2.2	4	1	0	2	0	4.0
at Ohio St.	12/11/21	*	33	2-8	.250	1-5	.200	0-0	.000	0	3	3	2.3	1	1	1	0	1	5.0
NICHOLLS ST.	12/15/21	*	33	3-8	.375	0-3	.000	3-4	.750	0	0	0	2.1	1	1	2	0	2	9.0
Totals			11	330	23-67	.343	9-37	.243	22-26	.846	2	21	23	2.1	21	15	4	13	77.0

Games played: 11
Minutes/game: 30.0
Points/game: 7.0
FG Pct: 34.3
3FG Pct: 24.3
FT Pct: 84.6

Rebounds/game: 2.1
Assists/game: 1.9
Turnovers/game: 1.4
Assist/turnover ratio: 1.4
Steals/game: 1.2
Blocks/game: 0.4

CAREER STATISTICS																	
Overall		3-Point								Rebounding							
Year	GP-GS	Min/Avg	FG-FGA	Pct	FG-FGA	Pct	FT-FTA	Pct	Off-Def	Tot	Avg	PF-FO	Ast	TO	Blk	Stl	Pts/Avg
2021-22	11-11	329/29.9	23-67	.343	9-37	.243	22-26	.846	3-21	24	2.2	21-0	21	15	4	13	77/7.0
Total	11-11	329/29.9	23-67	.343	9-37	.243	22-26	.846	3-21	24	2.2	21-0	21	15	4	13	77/7.0
Conference		3-Point								Rebounding							
Year	GP-GS	Min/Avg	FG-FGA	Pct	FG-FGA	Pct	FT-FTA	Pct	Off-Def	Tot	Avg	PF-FO	Ast	TO	Blk	Stl	Pts/Avg
2021-22	2-2	58/29.0	2-12	.167	1-8	.125	4-4	1.000	0-5	5	2.5	5-0	2	1	2	1	9/4.5
Total	2-2	58/29.0	2-12	.167	1-8	.125	4-4	1.000	0-5	5	2.5	5-0	2	1	2	1	9/4.5

33

CHRIS VOGT

Senior | Center | 7-0 | 257

Mayfield, KY | Graves County (Cincinnati)



Twitter: @ChrisVogt33 | Instagram: @chrisvogt33

INDIVIDUAL BENCHMARKS

	SEASON	CAREER
GP/GS:	11/0	112/52
10+ POINTS:	0	26
20+ POINTS:	0	3
5+ REBOUNDS:	5	40
10+ REBOUNDS:	0	5
DOUBLE-DOUBLES:	0	4
2+ BLOCKS:	2	32
LED TEAM IN PTS:	0	6
LED TEAM IN REB:	3	15

GET TO KNOW CHRIS

Fifth-year senior transfer Chris Vogt joins the Wisconsin program after playing at Cincinnati last season. A 7-foot center from Mayfield, Kentucky, Vogt has played in 100+ games over his four-year collegiate career, including starting 50 of 53 games at Cincinnati. As a junior in 2019-20, he averaged 11.0 points, 5.9 rebounds and 1.6 blocks per game, shooting a conference-leading 64.8 percent from the floor. Last season, Vogt started 21 of 23 games and averaged 5.0 points, 3.5 rebounds, 1.1 blocks, and 56 percent field goal shooting in 19.4 minutes per game. He ranked among the conference leaders in blocks (fifth) and offensive rebounds (15th). Vogt spent his freshman and sophomore seasons at Northern Kentucky, where he played 48 games.

HONORS

- 2019-20 AAC Regular Season Championship
- 2018-19 Horizon League Regular Season Champion
- 2017-18 Horizon League Regular Season Champion

TOP CAREER PERFORMANCES

- NICHOLLS (12/15/21): Sparked UW off the bench, finishing with 9 pts, 7 reb (4 off.), 1 stl in 25 minutes.
- INDIANA (12/8/21): Season highs with 9 points and 6 rebounds to spark UW's come-from-behind win.
- LIPSCOMB (12/2/20): Scored 12 points (6-7 FG) and hauled in 7 rebounds in the season opener. Played season-high 32 minutes
- SOUTH FLORIDA (12/16/20): Sparked the Bearcats offense with a season-high 13 points and added 4 rebounds, 3 assists, and 1 block.

SEASON HIGHS

POINTS: 9 (2x) MR vs. Nicholls (12/15/21)
FIELD GOALS: 4 (2x) MR vs. Nicholls (12/15/21)
FG ATTEMPTS: 7 vs. Nicholls (12/15/21)
3-POINT FGS: --
3-POINT FGAS: 1 vs. Green Bay (11/12/21)
FREE THROWS: 4 vs. Green Bay (11/12/21)
FT ATTEMPTS: 4 vs. Green Bay (11/12/21)
REBOUNDS: 9 vs. St. Francis Bkn (11/9/21)
ASSISTS: 1 (6x) MR vs. Nicholls (12/15/21)
BLOCKS: 3 at Ohio State (12/11/21)
STEALS: 1 (4x) MR vs. Nicholls (12/15/21)
MINUTES: 25 vs. Nicholls (12/15/21)

CAREER HIGHS

POINTS: 21 (2x) MR at Tulane (1/4/20)*
FIELD GOALS: 9 (3x) MR at Tulane (1/4/20)*
FG ATTEMPTS: 13 vs. Green Bay (1/24/19)**
3-POINT FGS: --
3-POINT FGAS: 1 vs. Green Bay (11/12/21)
FREE THROWS: 8 at Temple (1/22/20)*
FT ATTEMPTS: 9 (2x) MR at Temple (1/22/20)*
REBOUNDS: 14 vs. Green Bay (1/24/19)**
ASSISTS: 4 vs. Furman (12/10/20)*
BLOCKS: 6 vs. Temple (2/12/21)*
STEALS: 3 (2x) MR vs. Memphis (2/28/21)*
MINUTES: 41 at UConn (2/9/20)*

*recorded at Cincinnati **recorded at N Kentucky

GAME-BY-GAME STATISTICS

Opponent	Date	gs	min	Total		3-Pointers		Free throws		Rebounds			pf	a	t/o	blk	stl	pts	avg	
				fg-fga	pct	3fg-fga	pct	ft-fa	pct	off	def	tot								avg
ST. FRANCIS BROOKLYN	11/09/21	17	1-3	.333	0-0	.000	0-0	.000	2	7	9	9.0	2	1	0	2	1	2	2.0	
GREEN BAY	11/12/21	12	0-2	.000	0-1	.000	4-4	1.000	3	2	5	7.0	3	0	0	1	0	4	3.0	
PROVIDENCE	11/15/21	9	0-0	.000	0-0	.000	0-0	.000	0	1	1	5.0	3	1	0	1	0	0	2.0	
vs Texas A&M	11/22/21	7	0-0	.000	0-0	.000	0-0	.000	1	1	2	4.3	1	0	0	0	0	0	1.5	
vs Houston	11/23/21	11	0-0	.000	0-0	.000	0-0	.000	0	2	2	3.8	3	1	0	0	0	0	1.2	
vs Saint Mary's (CA)	11/24/21	6	0-1	.000	0-0	.000	0-0	.000	2	0	2	3.5	2	0	1	0	0	0	1.0	
at Georgia Tech	12/01/21	12	0-2	.000	0-0	.000	0-0	.000	3	4	7	4.0	4	1	0	0	0	0	0.9	
MARQUETTE	12/04/21	5	0-0	.000	0-0	.000	1-2	.500	1	2	3	3.9	0	0	2	0	0	1	0.9	
INDIANA	12/08/21	21	4-6	.667	0-0	.000	1-1	1.000	4	2	6	4.1	2	1	0	0	1	9	1.8	
at Ohio St.	12/11/21	17	3-6	.500	0-0	.000	1-3	.333	0	2	2	3.9	4	0	0	3	1	7	2.3	
NICHOLLS ST.	12/15/21	26	4-7	.571	0-0	.000	1-3	.333	4	3	7	4.2	2	1	0	0	1	9	2.9	
Totals		0	143	12-27	.444	0-1	.000	8-13	.615	20	26	46	4.2	26	6	3	7	4	32	2.9

Games played: 11
Minutes/game: 13.0
Points/game: 2.9
FG Pct: 44.4
3FG Pct: 0.0
FT Pct: 61.5

Rebounds/game: 4.2
Assists/game: 0.5
Turnovers/game: 0.3
Assist/turnover ratio: 2.0
Steals/game: 0.4
Blocks/game: 0.6

CAREER STATISTICS

Overall					3-Point				Rebounding									
Year	GP-GS	Min/Avg	FG-FGA	Pct	FG-FGA	Pct	FT-FTA	Pct	Off-Def	Tot	Avg	PF-FO	Ast	TO	Blk	Stl	Pts/Avg	
2017-18*	13-0	42/3.2	6-10	.600	---	---	2-6	.333	0-9	9	0.7	8-0	3	2	4	2	8/1.1	
2018-19*	35-2	450/12.9	64-111	.577	---	---	30-78	.385	47-82	129	3.7	87-0	20	36	42	10	158/4.5	
2019-20**	30-29	856/28.5	136-210	.648	---	---	58-101	.574	78-99	177	5.9	93-0	25	51	47	10	330/11.0	
2020-21**	23/21	447/19.4	47-84	.560	---	---	20-57	.351	35-46	81	3.5	73-0	25	28	25	5	114/5.0	
2021-22	11-0	141/12.8	12-27	.444	0-1	.000	8-13	.615	19-26	45	4.1	26-0	6	3	7	4	32/2.9	
Total	112-52	1936/17.3	265-442	.600	0-1	.000	118-255	.463	179-262	441	3.9	287-0	79	120	125	31	648/5.8	

*at Northern Kentucky **at Cincinnati

Conference					3-Point				Rebounding									
Year	GP-GS	Min/Avg	FG-FGA	Pct	FG-FGA	Pct	FT-FTA	Pct	Off-Def	Tot	Avg	PF-FO	Ast	TO	Blk	Stl	Pts/Avg	
2017-18*	7-0	11/1.6	1-1	1.000	---	---	---	---	0-2	2	0.3	2-0	1	1	3	0	2/0.3	
2018-19*	18-2	230/12.8	33-63	.524	---	---	14-35	.400	22-42	64	3.6	36-0	10	18	22	5	80/4.4	
2019-20**	18-17	523/29.1	74-118	.627	---	---	31-58	.534	45-50	95	5.3	59-0	14	35	31	8	179/9.9	
2020-21**	14-12	271/19.4	25-54	.463	---	---	19-47	.404	23-28	51	3.6	45-0	15	13	15	4	69/4.9	
2021-22	2-0	38/19.0	7-12	.583	---	---	2-4	.500	4-4	8	4.0	6-0	1	0	3	2	16/8.0	
Total	59-31	1073/18.2	140-248	.565	---	---	66-144	.458	94-126	220	3.7	148-0	41	67	74	19	346/5.9	

*Horizon League **American Athletic Conference

34 |

BRAD DAVISON

Senior | Guard | 6-4 | 200
Maple Grove, Minn. | Maple Grove High School



Twitter: @braddavi34 | Instagram: @braddavison

INDIVIDUAL BENCHMARKS

	SEASON	CAREER
GP/GS:	11/11	139/135
20+ POINTS:	3	13
30+ POINTS:	0	2
3+ ASSISTS:	3	46
3+ STEALS:	1	14
LED UW IN PTS:	3	28
LED UW IN AST:	3	27

GET TO KNOW BRAD

Fifth-year senior Brad Davison returns as a key team leader for Wisconsin, not only vocally, but also in terms of production on the court. The Maple Grove, Minnesota native has made over 130 career starts as a Badger, just the 12th player in school history to reach the 100 milestone. UW's returning scoring leader, Davison averaged 10.0 points per game last year and shot a career-best 39.1 percent from 3-point range. Starting all 31 games last season, Davison had a masterful performance in the 2021 NCAA Tournament, scoring a game-high 29 points and leading the Badgers to an 85-62 win over North Carolina in the first round.

HONORS

- Big Ten Co-Player of the Week (12/6/21)
- 2018 Big Ten All-Freshman Team
- 2x Big Ten Freshman of the Week
- 3x Academic All-Big Ten (2019, '20, '21)

CAREER

- Ranks 3rd in school history with 134 career starts.
- Ranks 5th in school history with 83.3% career FT%.
- Ranks 10th in school history with 140 career steals.
- Ranks 2nd in school history with 247 career 3FGs.
- Just the 12th Badger in school history to make 100 career starts (#100 vs. Louisville, 12/19/20).
- Became the 43rd player in UW history with 1,000 career points (the 20th to do so by junior season).
- Set UW freshman records for FT% (.818) + 3FGs (60)

TOP SEASON PERFORMANCES

- MARQUETTE (12/4/21): Scored 20 points, shooting 4-for-8 from 3PT range in the win.
- at Ga Tech (12/1/21): Scored a season-high 27 pts (5-9 3FG) to lead UW to a B1G/ACC Challenge win.
- PROVIDENCE (11/15/21): Finished with a team-high 25 points (8-10 FT) and 7 rebounds for UW.

SEASON HIGHS

POINTS: 27 at Ga Tech (12/1/21)
FIELD GOALS: 9 at Ga Tech (12/1/21)
FG ATTEMPTS: 17 vs. Providence (11/15/21)
3-POINT FGS: 5 at Ga Tech (12/1/21)
3-POINT FGAS: 11 (2x) MR vs. Texas A&M (11/22/21)
FREE THROWS: 8 vs. Providence (11/15/21)
FT ATTEMPTS: 10 vs. Providence (11/15/21)
REBOUNDS: 7 (2x) MR vs. Texas A&M (11/22/21)
ASSISTS: 3 (3x) MR vs. Indiana (12/8/21)
BLOCKS: --
STEALS: 3 vs. Providence (11/15/21)
MINUTES: 39 vs. Providence (11/15/21)

CAREER HIGHS

POINTS: 30 (2x) MR at Nebraska (2/15/20)
FIELD GOALS: 11 at Nebraska (2/15/20)
FG ATTEMPTS: 19 vs. Michigan State (2/25/18)
3-POINT FGS: 8 at Nebraska (2/15/20)
3-POINT FGAS: 11 (3x) MR vs. Texas A&M (11/22/21)
FREE THROWS: 12 vs. Rhode Island (12/9/20)
FT ATTEMPTS: 16 vs. Marquette (12/9/17)
REBOUNDS: 13 at Penn State (1/11/20)
ASSISTS: 7 vs. Nebraska (12/22/20)
BLOCKS: 1 (3x) MR vs. Mich. State (3/16/19)
STEALS: 5 vs. Illinois (2/27/21)
MINUTES: 44 vs. Minnesota (2/19/18)

GAME-BY-GAME STATISTICS

Opponent	Date	gs	min	Total		3-Pointers		Free throws		Rebounds				pf	a	t/o	blk	stl	pts	avg	
				fg-fg	pct	3-fg	pct	ft-ft	pct	off	def	tot	avg								
ST. FRANCIS BROOKLYN	11/09/21	*	23	3-8	.375	2-4	.500	0-1	.000	0	6	6	6.0	2	2	1	0	2	8	8.0	
GREEN BAY	11/12/21	*	24	5-8	.625	1-4	.250	4-4	1.000	2	1	3	4.5	2	2	1	0	1	15	11.5	
PROVIDENCE	11/15/21	*	39	7-17	.412	3-11	.273	8-10	.800	1	6	7	5.3	4	0	2	0	3	25	16.0	
vs Texas A&M	11/22/21	*	35	5-16	.313	3-11	.273	6-6	1.000	0	7	7	5.8	2	3	1	0	0	19	16.8	
vs Houston	11/23/21	*	28	2-6	.333	1-5	.200	4-4	1.000	0	4	4	5.4	4	2	1	0	1	9	15.2	
vs Saint Mary's (CA)	11/24/21	*	35	1-10	.100	1-7	.143	1-2	.500	1	2	3	5.0	3	1	0	0	0	4	13.3	
at Georgia Tech	12/01/21	*	37	9-16	.563	5-9	.556	4-5	.800	0	1	1	4.4	2	3	1	0	0	27	15.3	
MARQUETTE	12/04/21	*	33	6-12	.500	4-8	.500	4-5	.800	0	4	4	4.4	1	1	0	0	0	20	15.9	
INDIANA	12/08/21	*	34	3-12	.250	2-7	.286	0-0	.000	0	4	4	4.3	1	3	1	0	1	8	15.0	
at Ohio St.	12/11/21	*	28	4-12	.333	3-6	.500	2-2	1.000	0	5	5	4.4	3	0	1	0	0	13	14.8	
NICHOLLS ST.	12/15/21	*	35	5-12	.417	4-9	.444	5-6	.833	0	1	1	4.1	5	2	1	0	1	19	15.2	
Totals			11	351	50-129	.388	29-81	.358	38-45	.844	4	41	45	4.1	29	19	10	0	9	167	15.2

Games played: 11
Minutes/game: 31.9
Points/game: 15.2
FG Pct: 38.8
3FG Pct: 35.8
FT Pct: 84.4

Rebounds/game: 4.1
Assists/game: 1.7
Turnovers/game: 0.9
Assist/turnover ratio: 1.9
Steals/game: 0.8

CAREER STATISTICS

Overall	3-Point								Rebounding									
Year	GP-GS	Min/Avg	FG-FGA	Pct	FG-FGA	Pct	FT-FTA	Pct	Off-Def	Tot	Avg	PF-FO	Ast	TO	Blk	Stl	Pts/Avg	
2017-18	33-29	1028/31.2	124-306	.405	60-169	.355	90-110	.818	10-66	76	2.3	109-0	83	59	1	40	398/12.1	
2018-19	34-34	1096/32.2	115-299	.385	52-149	.349	76-94	.809	10-101	111	3.3	79-0	62	34	2	36	358/10.5	
2019-20	30-30	927/30.9	92-233	.395	47-131	.359	65-77	.844	16-113	129	4.3	73-0	56	27	0	23	296/9.9	
2020-21	31-31	960/31.0	91-264	.345	63-162	.389	66-76	.868	10-99	109	3.5	72-0	73	72	0	33	311/10.0	
2021-22	11-11	352/32.0	50-129	.388	29-81	.358	38-45	.844	5-41	46	4.2	29-1	19	10	0	9	167/15.2	
Total	139-135	4363/31.4	472-1231	.383	251-692	.363	335-402	.833	51-420	471	3.4	362-1	293	157	3	141	1530/11.0	

Conference			3-Point						Rebounding										Pts/Avg
Year	GP-GS	Min/Avg	FG-FGA	Pct	FG-FGA	Pct	FT-FTA	Pct	Off-Def	Tot	Avg	PF-FO	Ast	TO	Blk	Stl			
2017-18	18-18	598/33.2	67-175	.383	34-96	.354	47-53	.887	5-41	46	2.6	64-0	51	41	1	19	215/11.9		
2018-19	20-20	667/33.4	72-186	.387	32-87	.368	39-51	.765	6-64	70	3.5	51-0	37	18	1	15	215/10.8		
2019-20	19-19	593/31.2	56-149	.376	32-87	.368	42-52	.808	9-76	85	4.5	47-0	31	15	0	11	186/9.8		
2020-21	20-20	636/31.8	54-178	.303	38-108	.352	28-34	.824	9-67	76	3.8	50-0	47	18	0	25	174/8.7		
2021-22	2-2	62/31.0	7-24	.292	5-13	.385	2-2	1.000	0-9	9	4.5	4-0	3	2	0	1	21/10.5		
Total	79-79	2556/32.4	256-712	.360	141-391	.361	158-192	.823	29-257	286	3.6	216-0	169	94	2	71	811/10.3		

Individual Game by Game

2 | JORDAN DAVIS

Sophomore | Guard | 6-4 | 198
La Crosse, Wis. | La Crosse Central High School

GAME-BY-GAME STATISTICS

Opponent	Date	gs	min	Total		3-Pointers		Free throws		Rebounds				pf	a	t/o	blk	stl	pts	avg
				fg-fga	pct	3fg-fga	pct	ft-fa	pct	off	def	tot	avg							
ST. FRANCIS BROOKLYN	11/09/21	4		1-2	.500	1-2	.500	0-0	.000	0	0	0	0.0	0	0	1	0	0	3	3.0
GREEN BAY	11/12/21	7		2-2	1.000	0-0	.000	0-0	.000	1	1	2	1.0	2	0	1	0	1	4	3.5
PROVIDENCE	11/15/21	0		1-1	1.000	1-1	1.000	0-0	.000	0	0	0	0.7	0	0	0	0	0	3	3.3
vs Texas A&M	11/22/21	6		1-1	1.000	1-1	1.000	0-0	.000	1	3	4	1.5	1	0	0	0	1	3	3.3
vs Houston	11/23/21	5		0-0	.000	0-0	.000	0-0	.000	0	1	1	1.4	1	0	0	0	0	0	2.6
MARQUETTE	12/04/21	3		0-0	.000	0-0	.000	0-0	.000	0	0	0	1.2	0	0	1	0	0	0	2.2
INDIANA	12/08/21	12		1-4	.250	1-4	.250	0-0	.000	0	1	1	1.1	0	0	0	0	0	3	2.3
at Ohio St.	12/11/21	16		1-2	.500	0-0	.000	0-1	.000	1	1	2	1.3	0	0	0	1	1	2	2.3
NICHOLLS ST.	12/15/21	7		0-1	.000	0-1	.000	0-0	.000	1	1	2	1.3	0	1	0	0	0	0	2.0
Totals		0	60	7-13	.538	4-9	.444	0-1	.000	4	8	12	1.3	4	1	3	1	3	18	2.0

CAREER STATISTICS

Overall			3-Point								Rebounding							
Year	GP-GS	Min/Avg	FG-FGA	Pct	FG-FGA	Pct	FT-FTA	Pct	Off-Def	Tot	Avg	PF-FO	Ast	TO	Blk	Stl	Pts/Avg	
2020-21	13-0	19/1.5	3-6	.500	2-5	.400	0-0	---	0-1	1	0.1	0-0	0	1	0	0	8/0.6	
2021-22	9-0	61/6.8	7-13	.538	4-9	.444	0-1	.000	4-8	12	1.3	4-0	1	3	1	3	18/2.0	
Total	22-0	80/3.6	10-19	.526	6-14	.429	0-1	.000	4-9	13	0.6	4-0	3	4	1	3	26/1.2	
Conference			3-Point								Rebounding							
Year	GP-GS	Min/Avg	FG-FGA	Pct	FG-FGA	Pct	FT-FTA	Pct	Off-Def	Tot	Avg	PF-FO	Ast	TO	Blk	Stl	Pts/Avg	
2020-21	8-0	9/1.1	1-4	.250	0-3	.000	0-0	---	0-1	1	0.1	0-0	0	1	0	0	2/0.3	
2021-22	2-0	28/14.0	2-6	.333	1-4	.250	0-1	.000	1-2	3	1.5	0-0	0	0	1	1	5/2.5	
Total	10-0	37/3.7	3-10	.300	1-7	.143	0-1	.000	1-3	4	0.4	0-0	0	1	1	1	7/0.7	

SEASON HIGHS

POINTS: 4 vs. Green Bay (11/12/21)
FIELD GOALS: 2 vs. Green Bay (11/12/21)
FG ATTEMPTS: 4 vs. Indiana (12/8/21)
3-POINT FGs: 1 (4x) MR vs. Indiana (12/8/21)
3-POINT FGAS: 4 vs. Indiana (12/8/21)
FREE THROWS: --
FT ATTEMPTS: --
REBOUNDS: 4 vs. Texas A&M (11/22/21)
ASSISTS: 1 vs. Nicholls (12/15/21)
BLOCKS: --
STEALS: 1 (3x) MR at Ohio State (12/11/21)
MINUTES: 16 at Ohio State (12/11/21)

CAREER HIGHS

POINTS: 4 vs. Green Bay (11/12/21)
FIELD GOALS: 2 vs. Green Bay (11/12/21)
FG ATTEMPTS: 3 at Michigan (1/12/21)
3-POINT FGs: 1 (6x) MR vs. Indiana (12/8/21)
3-POINT FGAS: 4 vs. Indiana (12/8/21)
FREE THROWS: --
FT ATTEMPTS: --
REBOUNDS: 4 vs. Texas A&M (11/22/21)
ASSISTS: 1 vs. Nicholls (12/15/21)
BLOCKS: --
STEALS: 1 (3x) MR at Ohio State (12/11/21)
MINUTES: 16 at Ohio State (12/11/21)

4 | CARTER HIGGINBOTTOM

Junior | Guard | 6-0 | 193
Chicago, Ill. | St. Ignatius High School

GAME-BY-GAME STATISTICS

Opponent	Date	gs	min	Total		3-Pointers		Free throws		Rebounds				pf	a	t/o	blk	stl	pts	avg
				fg-fga	pct	3fg-fga	pct	ft-fa	pct	off	def	tot	avg							
ST. FRANCIS BROOKLYN	11/09/21	1		0-0	.000	0-0	.000	0-0	.000	0	0	0	0.0	0	0	1	0	0	0	0.0
GREEN BAY	11/12/21	2		0-0	.000	0-0	.000	0-0	.000	0	0	0	0.0	0	0	0	0	0	0	0.0
MARQUETTE	12/04/21	1		0-0	.000	0-0	.000	0-0	.000	0	0	0	0.0	2	0	1	0	0	0	0.0
Totals		0	4	0-0	.000	0-0	.000	0-0	.000	0	0	0	0.0	2	0	2	0	0	0	0.0

CAREER STATISTICS

Overall			3-Point						Rebounding									
Year	GP-GS	Min/Avg	FG-FGA	Pct	FG-FGA	Pct	FT-FTA	Pct	Off-Def	Tot	Avg	PF-FO	Ast	TO	Blk	Stl	Pts/Avg	
2018-19																		
REDSHIRT SEASON																		
2019-20	9-0	9/1.0	0-1	.000	0-0	--	---	--	0-1	1	0.1	0-0	0	1	0	0	0/0.0	
2020-21	9-0	10/1.1	0-4	.000	0-0	--	0-2	.000	0-0	0	.000	1-0	1	2	0	1	0/0.0	
2021-22	3-0	4/1.3	---	---	---	---	---	---	0-0	0	.000	2-0	0	2	0	0	0/0.0	
Total	21-0	23/1.1	0-5	.000	0-0	---	0-2	.000	0-1	1	0.05	3-0	1	5	0	1	0/0.0	
Conference			3-Point						Rebounding									
Year	GP-GS	Min/Avg	FG-FGA	Pct	FG-FGA	Pct	FT-FTA	Pct	Off-Def	Tot	Avg	PF-FO	Ast	TO	Blk	Stl	Pts/Avg	
2018-19																		
REDSHIRT SEASON																		
2019-20	4-0	4/1.0	0-1	.000	0-0	---	0-0	--	0-0	0	0.0	0-0	0	0	0	0	0/0.0	
2020-21	4-0	5/1.3	0-1	.000	0-0	---	0-2	.000	0-0	0	0.0	1-0	0	1	0	0	0/0.0	
2021-22	---	---/---	---	---	---	---	---	---	---	---	---	---	---	---	---	---	---	
Total	8-0	9/1.1	0-2	.000	0-0	---	0-2	.000	0-0	0	0.0	1	0	1	0	0	0/0.0	

SEASON HIGHS

POINTS: --
FIELD GOALS: --
FG ATTEMPTS: --
3-POINT FGs: --
3-POINT FGAS: --
FREE THROWS: --
FT ATTEMPTS: --
REBOUNDS: --
ASSISTS: --
BLOCKS: --
STEALS: --
MINUTES: 2 vs. St. Francis Bkn (11/9/21)

CAREER HIGHS

POINTS: --
FIELD GOALS: --
FG ATTEMPTS: 1 (5x) MR vs. Penn State (2/2/21)
3-POINT FGs: --
3-POINT FGAS: --
FREE THROWS: --
FT ATTEMPTS: 2 at Nebraska (2/10/21)
REBOUNDS: 1 vs. Milwaukee (12/21/19)
ASSISTS: 1 vs. Green Bay (12/1/20)
BLOCKS: --
STEALS: 1 vs. North Carolina (3/19/21)
MINUTES: 2 (4x) MR vs. Green Bay (11/12/21)

Individual Game by Game

10 | ISAAC LINDSEY

Sophomore | Guard | 6-4 | 184
Mineral Point, Wis. | Mineral Point High School (UNLV)

GAME-BY-GAME STATISTICS

Opponent	Date	gs	min	Total		3-Pointers		Free throws		Rebounds				pf	a	t/o	blk	stl	pts	avg
				fg-fga	pct	3fg-fga	pct	ft-fia	pct	off	def	tot	avg							
ST. FRANCIS BROOKLYN	11/09/21	2		0-0	.000	0-0	.000	0-0	.000	0	0	0	0.0	0	0	0	0	0	0	0.0
GREEN BAY	11/12/21	4		0-1	.000	0-0	.000	0-0	.000	0	0	0	0.0	0	0	0	0	0	0	0.0
Totals		0	6	0-1	.000	0-0	.000	0-0	.000	0	0	0	0.0	0	0	0	0	0	0	0.0

CAREER STATISTICS

Overall				3-Point				Rebounding											
Year	GP-GS	Min/Avg	FG-FGA	Pct	FG-FGA	Pct	FT-FTA	Pct	Off-Def	Tot	Avg	PF-FO	Ast	TO	Blk	Stl	Pts/Avg		
2021-22	2-0	6/3.0	0-1	.000	---	---	---	---	---	---	---	---	---	---	---	---	---		
Total	2-0	6/3.0	0-1	.000	---	---	---	---	---	---	---	---	---	---	---	---	---		

Conference			3-Point						Rebounding									
Year	GP-GS	Min/Avg	FG-FGA	Pct	FG-FGA	Pct	FT-FTA	Pct	Off-Def	Tot	Avg	PF-FO	Ast	TO	Blk	Stl	Pts/Avg	
2021-22	---	---	---	---	---	---	---	---	---	---	---	---	---	---	---	---	---	
Total	---	---	---	---	---	---	---	---	---	---	---	---	---	---	---	---	---	

SEASON HIGHS

POINTS: --
FIELD GOALS: --
FG ATTEMPTS: 1 vs. Green Bay (11/12/21)
3-POINT FGS: --
3-POINT FGAS: --
FREE THROWS: --
FT ATTEMPTS: --
REBOUNDS: --
ASSISTS: --
BLOCKS: --
STEALS: --
MINUTES: 4 vs. Green Bay (11/12/21)

CAREER HIGHS

POINTS: --
FIELD GOALS: --
FG ATTEMPTS: 1 vs. Green Bay (11/12/21)
3-POINT FGS: --
3-POINT FGAS: --
FREE THROWS: --
FT ATTEMPTS: --
REBOUNDS: --
ASSISTS: --
BLOCKS: --
STEALS: --
MINUTES: 4 vs. Green Bay (11/12/21)

11 | LORNE BOWMAN II

Freshman | Guard | 6-2 | 210
Detroit, Mich. | St. Mary's High School

GAME-BY-GAME STATISTICS

Opponent	Date	gs	min	Total		3-Pointers		Free throws		Rebounds				pf	a	t/o	blk	stl	pts	avg
				fg-fga	pct	3fg-fga	pct	ft-fia	pct	off	def	tot	avg							
ST. FRANCIS BROOKLYN	11/09/21	15		3-7	.429	3-4	.750	0-0	.000	2	2	4	4.0	0	1	1	0	0	9	9.0
GREEN BAY	11/12/21	15		1-3	.333	1-2	.500	0-0	.000	0	1	1	2.5	4	1	1	0	3	3	6.0
PROVIDENCE	11/15/21	11		1-3	.333	1-2	.500	0-0	.000	0	0	0	1.7	1	0	1	0	0	3	5.0
vs Texas A&M	11/22/21	11		0-1	.000	0-0	.000	2-2	1.000	0	0	0	1.3	1	1	0	0	1	2	4.3
vs Houston	11/23/21	12		1-1	1.000	0-0	.000	0-1	.000	0	0	0	1.0	1	0	1	0	0	2	3.8
vs Saint Mary's (CA)	11/24/21	11		2-5	.400	1-2	.500	0-0	.000	0	0	0	0.8	1	0	1	0	0	5	4.0
at Georgia Tech	12/01/21	8		2-3	.667	1-2	.500	0-0	.000	0	2	2	1.0	1	0	0	0	0	5	4.1
MARQUETTE	12/04/21	11		2-4	.500	1-3	.333	0-0	.000	0	1	1	1.0	2	0	3	0	0	5	4.3
NICHOLLS ST.	12/15/21	13		1-2	.500	1-2	.500	1-3	.333	0	3	3	1.2	0	0	1	0	0	4	4.2
Totals		0	107	13-29	.448	9-17	.529	3-6	.500	2	9	11	1.2	11	3	9	0	4	38	4.2

CAREER STATISTICS

Overall			3-Point						Rebounding											
Year	GP-GS	Min/Avg	FG-FGA	Pct	FG-FGA	Pct	FT-FTA	Pct	Off-Def	Tot	Avg	PF-FO	Ast	TO	Blk	Stl	Pts/Avg			
2021-22	9-0	108/12.0	13-29	.448	9-17	.529	3-6	.500	2-9	11	1.2	11-0	3	9	0	4	38/4.2			
Total	9-0	108/12.0	13-29	.448	9-17	.529	3-6	.500	2-9	11	1.2	11-0	3	9	0	4	38/4.2			

Conference			3-Point						Rebounding									
Year	GP-GS	Min/Avg	FG-FGA	Pct	FG-FGA	Pct	FT-FTA	Pct	Off-Def	Tot	Avg	PF-FO	Ast	TO	Blk	Stl	Pts/Avg	
2021-22	---	---	---	---	---	---	---	---	---	---	---	---	---	---	---	---	---	
Total	---	---	---	---	---	---	---	---	---	---	---	---	---	---	---	---	---	

SEASON HIGHS

POINTS: 9 vs. St. Francis Bkn (11/9/21)
FIELD GOALS: 3 vs. St. Francis Bkn (11/9/21)
FG ATTEMPTS: 7 vs. St. Francis Bkn (11/9/21)
3-POINT FGS: 3 vs. St. Francis Bkn (11/9/21)
3-POINT FGAS: 4 vs. St. Francis Bkn (11/9/21)
FREE THROWS: 2 vs. Texas A&M (11/22/21)
FT ATTEMPTS: 3 vs. Nicholls (12/15/21)
REBOUNDS: 4 vs. St. Francis Bkn (11/9/21)
ASSISTS: 1 (3x) MR 2 vs. Texas A&M (11/22/21)
BLOCKS: --
STEALS: 1 vs. Texas A&M (11/22/21)
MINUTES: 15 vs. St. Francis Bkn (11/9/21)

CAREER HIGHS

POINTS: 9 vs. St. Francis Bkn (11/9/21)
FIELD GOALS: 3 vs. St. Francis Bkn (11/9/21)
FG ATTEMPTS: 7 vs. St. Francis Bkn (11/9/21)
3-POINT FGS: 3 vs. St. Francis Bkn (11/9/21)
3-POINT FGAS: 4 vs. St. Francis Bkn (11/9/21)
FREE THROWS: 2 vs. Texas A&M (11/22/21)
FT ATTEMPTS: 3 vs. Nicholls (12/15/21)
REBOUNDS: 4 vs. St. Francis Bkn (11/9/21)
ASSISTS: 1 (3x) MR 2 vs. Texas A&M (11/22/21)
BLOCKS: --
STEALS: 1 vs. Texas A&M (11/22/21)
MINUTES: 15 vs. St. Francis Bkn (11/9/21)

Individual Game by Game

13 | JUSTIN TAPHORN

Freshman | Guard | 6-5 | 198
Pekin, Ill. | Pekin High School

GAME-BY-GAME STATISTICS

Opponent	Date	gs	min	Total		3-Pointers		Free throws		Rebounds				pf	a	t/o	blk	stl	pts	avg
				fg-fga	pct	3fg-fga	pct	ft-fa	pct	off	def	tot	avg							
ST. FRANCIS BROOKLYN	11/09/21	1		0-0	.000	0-0	.000	0-0	.000	0	0	0	0.0	0	0	0	0	0	0	0.0
GREEN BAY	11/12/21	2		0-0	.000	0-0	.000	0-0	.000	0	0	0	0.0	0	0	0	0	0	0	0.0
MARQUETTE	12/04/21	1		0-0	.000	0-0	.000	0-0	.000	0	0	0	0.0	0	0	0	0	0	0	0.0
Totals		0	4	0-0	.000	0-0	.000	0-0	.000	0	0	0	0.0	0	0	0	0	0	0	0.0

CAREER STATISTICS

Overall				3-Point				Rebounding													
Year	GP-GS	Min/Avg	FG-FGA	Pct	FG-FGA	Pct	FT-FTA	Pct	Off-Def	Tot	Avg	PF-FO	Ast	TO	Blk	Stl	Pts/Avg				
2020-21	6-0	8/1.3	0-1	.000	0-1	.000	---	---	0-0	0	---	0-0	0	1	0	0	0/0.0				
2021-22	3-0	4/1.3	0-0	.000	0-0	.000	---	---	0-0	0	---	0-0	0	0	0	0	0/0.0				
Total	9-0	12/1.3	0-1	.000	0-1	.000	---	---	0-0	0	---	0-0	0	1	0	0	0/0.0				
Overall				3-Point				Rebounding													
Year	GP-GS	Min/Avg	FG-FGA	Pct	FG-FGA	Pct	FT-FTA	Pct	Off-Def	Tot	Avg	PF-FO	Ast	TO	Blk	Stl	Pts/Avg				
2020-21	2-0	2/1.0	0-0	---	0-0	---	0-0	---	---	0	0.0	0-0	0	0	0	0	0/0.0				
2021-22	---	---	---	---	---	---	---	---	---	---	---	---	---	---	---	---	---/---				
Total	2-0	2/1.0	0-0	---	0-0	---	0-0	---	0-0	0	0.0	0-0	0	0	0	0	0/0.0				

SEASON HIGHS

POINTS: --
FIELD GOALS: --
FG ATTEMPTS: --
3-POINT FGS: --
3-POINT FGAS: --
FREE THROWS: --
FT ATTEMPTS: --
REBOUNDS: --
ASSISTS: --
BLOCKS: --
STEALS: --
MINUTES: 2 vs. Green Bay (11/12/21)

CAREER HIGHS

POINTS: --
FIELD GOALS: --
FG ATTEMPTS: 1 vs. Green Bay (12/1/20)
3-POINT FGS: --
3-POINT FGAS: 1 vs. Green Bay (12/1/20)
FREE THROWS: --
FT ATTEMPTS: --
REBOUNDS: --
ASSISTS: --
BLOCKS: --
STEALS: --
MINUTES: 2 vs. Green Bay (11/12/21)

14 | CARTER GILMORE

Freshman | Forward | 6-7 | 215
Hartland, Wis. | Arrowhead High School

GAME-BY-GAME STATISTICS

Opponent	Date	gs	min	Total		3-Pointers		Free throws		Rebounds				pf	a	t/o	blk	stl	pts	avg
				fg-fga	pct	3fg-fga	pct	ft-fa	pct	off	def	tot	avg							
ST. FRANCIS BROOKLYN	11/09/21	7	2-2	1,000	0-0	.000	1-2	.500	0	1	1	1.0	0	1	0	1	0	1	5	5.0
GREEN BAY	11/12/21	14	0-4	.000	0-1	.000	0-0	.000	2	3	5	3.0	0	0	1	2	0	0	2	2.5
PROVIDENCE	11/15/21	25	0-3	.000	0-1	.000	0-0	.000	0	5	5	3.7	2	0	0	0	0	0	1.7	
vs Texas A&M	11/22/21	11	0-0	.000	0-0	.000	1-2	.500	0	0	2.8	2	0	0	1	0	1	1	1.5	
vs Houston	11/23/21	9	0-1	.000	0-1	.000	0-0	.000	0	0	0	2.2	1	1	0	0	1	0	1.2	
vs Saint Mary's (CA)	11/24/21	12	1-1	1,000	0-0	.000	2-2	1,000	1	0	1	2.0	2	0	0	0	0	4	1.7	
at Georgia Tech	12/01/21	5	0-0	.000	0-0	.000	0-0	.000	0	1	1	1.9	1	0	0	0	0	0	1.4	
MARQUETTE	12/04/21	7	0-0	.000	0-0	.000	0-0	.000	1	0	1	1.8	3	1	0	0	0	0	1.3	
INDIANA	12/08/21	4	1-2	.500	0-1	.000	0-0	.000	0	0	0	1.6	0	0	0	0	0	2	1.3	
NICHOLLS ST.	12/15/21	4	0-0	.000	0-0	.000	0-1	.000	0	0	0	1.4	1	0	0	0	0	0	1.2	
Totals		0	98	4-13	.308	0-4	.000	4-7	.571	4	10	14	1.4	12	3	1	4	2	12	1.2

CAREER STATISTICS

Overall				3-Point				Rebounding													
Year	GP-GS	Min/Avg	FG-FGA	Pct	FG-FGA	Pct	FT-FTA	Pct	Off-Def	Tot	Avg	PF-FO	Ast	TO	Blk	Stl	Pts/Avg				
2020-21	9-0	17/1.9	1-5	.200	0-4	.000	0-0	.000	0-3	3	0.3	2-0	0	0	0	0	2/0.2				
2021-22	10-0	98/9.8	4-13	.308	0-4	.000	4-7	.571	4-10	14	1.4	12-0	3	1	4	2	12/1.2				
Total	19-0	115/6.1	5-18	.278	0-8	.000	4-7	.571	4-13	17	0.9	14-0	3	1	4	2	14/0.7				
Overall				3-Point				Rebounding													
Year	GP-GS	Min/Avg	FG-FGA	Pct	FG-FGA	Pct	FT-FTA	Pct	Off-Def	Tot	Avg	PF-FO	Ast	TO	Blk	Stl	Pts/Avg				
2020-21	4-0	8/2.0	0-2	.000	0-2	.000	0-0	---	0-1	1	0.3	1-0	0	0	0	0	0/0.0				
2021-22	1-0	4/4.0	1-2	.500	0-1	.000	0-0	---	0-0	0	0.0	0-0	0	0	0	0	2/2.0				
Total	5-0	12/2.4	1-4	.250	0-3	.000	0-0	---	0-1	1	0.2	1-0	0	0	0	0	2/0.4				

SEASON HIGHS

POINTS: 5 vs. St. Francis Bkn (11/9/21)
FIELD GOALS: 2 vs. St. Francis Bkn (11/9/21)
FG ATTEMPTS: 3 vs. Providence (11/15/21)
3-POINT FGS: --
3-POINT FGAS: 1 (3x) vs. Indiana (12/8/21)
FREE THROWS: 2 vs. Saint Mary's (11/24/21)
FT ATTEMPTS: 2 (2x) MR vs. Saint Mary's (11/24/21)
REBOUNDS: 5 vs. Providence (11/15/21)
ASSISTS: 1 (3x) MR vs. Marquette (12/4/21)
BLOCKS: 1 vs. Texas A&M (11/22/21)
STEALS: 1 (2x) MR vs. Houston (11/23/21)
MINUTES: 25 vs. Providence (11/15/21)

CAREER HIGHS

POINTS: 5 vs. St. Francis Bkn (11/9/21)
FIELD GOALS: 2 vs. St. Francis Bkn (11/9/21)
FG ATTEMPTS: 3 vs. Providence (11/15/21)
3-POINT FGS: --
3-POINT FGAS: 2 at Northwestern (2/21/21)
FREE THROWS: 2 vs. Saint Mary's (11/24/21)
FT ATTEMPTS: 2 (2x) MR vs. Saint Mary's (11/24/21)
REBOUNDS: 5 vs. Providence (11/15/21)
ASSISTS: 1 (3x) MR vs. Marquette (12/4/21)
BLOCKS: 1 vs. Texas A&M (11/22/21)
STEALS: 1 (2x) MR vs. Houston (11/23/21)
MINUTES: 25 vs. Providence (11/15/21)

Individual Game by Game

35 | MARKUS ILVER

Freshman | Forward | 6-8 | 247
Tallinn, Estonia | Western Reserve Academy

GAME-BY-GAME STATISTICS

Opponent	Date	gs	min	Total		3-Pointers		Free throws		Rebounds				pf	a	t/o	blk	stl	pts	avg
				fg-fga	pct	3fg-fga	pct	ft-fia	pct	off	def	tot	avg							
ST. FRANCIS BROOKLYN	11/09/21	7		1-2	.500	0-1	.000	0-0	.000	0	0	0	0.0	1	0	0	0	0	2	2.0
GREEN BAY	11/12/21	11		0-4	.000	0-2	.000	3-4	.750	1	3	4	2.0	4	0	1	0	0	3	2.5
PROVIDENCE	11/15/21	2		0-0	.000	0-0	.000	0-0	.000	0	0	0	1.3	0	0	0	0	0	0	1.7
MARQUETTE	12/04/21	2		0-1	.000	0-1	.000	0-0	.000	0	0	0	1.0	0	0	0	0	0	0	1.3
at Ohio St.	12/11/21	3		0-1	.000	0-1	.000	0-0	.000	0	0	0	0.8	0	0	0	0	0	0	1.0
Totals		0	25	1-8	.125	0-5	.000	3-4	.750	1	3	4	0.8	5	0	1	0	0	5	1.0

CAREER STATISTICS

Overall			3-Point						Rebounding									
Year	GP-GS	Min/Avg	FG-FGA	Pct	FG-FGA	Pct	FT-FTA	Pct	Off-Def	Tot	Avg	PF-FO	Ast	TO	Blk	Stl	Pts/Avg	
2021-22	5-0	24/4.8	1-8	.125	0-5	.000	3-4	.750	1-3	4	0.8	5-0	0	1	0	0	5/1.0	
Total	5-0	24/4.8	1-8	.125	0-5	.000	3-4	.750	1-3	4	0.8	5-0	0	1	0	0	5/1.0	
Conference			3-Point						Rebounding									
Year	GP-GS	Min/Avg	FG-FGA	Pct	FG-FGA	Pct	FT-FTA	Pct	Off-Def	Tot	Avg	PF-FO	Ast	TO	Blk	Stl	Pts/Avg	
2021-22	1-0	3/3.0	0-1	.000	0-1	.000	0-0	---	0-0	0	0.0	0-0	0	0	0	0	0/0.0	
Total	1-0	3/3.0	0-1	.000	0-1	.000	0-0	---	0-0	0	0.0	0-0	0	0	0	0	0/0.0	

SEASON HIGHS

POINTS: 3 vs. Green Bay (11/12/21)
FIELD GOALS: 1 vs. St. Francis Bkn (11/9/21)
FG ATTEMPTS: 4 vs. Green Bay (11/12/21)
3-POINT FGS: --
3-POINT FGAS: 2 vs. Green Bay (11/12/21)
FREE THROWS: 3 vs. Green Bay (11/12/21)
FT ATTEMPTS: 4 vs. Green Bay (11/12/21)
REBOUNDS: 4 vs. Green Bay (11/12/21)
ASSISTS: --
BLOCKS: --
STEALS: --
MINUTES: 11 vs. Green Bay (11/12/21)

CAREER HIGHS

POINTS: 3 vs. Green Bay (11/12/21)
FIELD GOALS: 1 vs. St. Francis Bkn (11/9/21)
FG ATTEMPTS: 4 vs. Green Bay (11/12/21)
3-POINT FGS: --
3-POINT FGAS: 2 vs. Green Bay (11/12/21)
FREE THROWS: 3 vs. Green Bay (11/12/21)
FT ATTEMPTS: 4 vs. Green Bay (11/12/21)
REBOUNDS: 4 vs. Green Bay (11/12/21)
ASSISTS: --
BLOCKS: --
STEALS: --
MINUTES: 11 vs. Green Bay (11/12/21)

SEASON STATISTICS

Updated Through December 15, 2021

RECORD:	OVERALL	HOME	AWAY	NEUTRAL
ALL GAMES	9-2	5-1	1-1	3-0
CONFERENCE	1-1	1-0	0-1	0-0
NON-CONFERENCE	8-1	4-1	1-0	3-0

##	Player	gp-gs	min	avg	Total		3-Point		F-Throw		Rebounds				pf	dq	a	to	blk	stl	pts	avg
					fg-fga	fg%	3fg-fga	3fg%	ft-fa	ft%	off	def	tot	avg								
01	Johnny Davis	9-9	300	33.3	68-146	.466	14-37	.378	38-46	.826	12	43	55	6.1	12	0	21	17	6	14	188	20.9
34	Brad Davison	11-11	351	31.9	50-129	.388	29-81	.358	38-45	.844	4	41	45	4.1	29	1	19	10	0	9	167	15.2
05	Tyler Wahl	11-11	321	29.2	35-83	.422	0-15	.000	22-30	.733	14	41	55	5.0	23	0	16	12	16	8	92	8.4
22	Steven Crowl	11-11	256	23.3	33-83	.398	8-29	.276	11-15	.733	14	35	49	4.5	24	0	10	13	5	3	85	7.7
23	Chucky Hepburn	11-11	330	30.0	23-67	.343	9-37	.243	22-26	.846	2	21	23	2.1	21	0	21	15	4	13	77	7.0
11	Lorne Bowman II	9-0	107	11.9	13-29	.448	9-17	.529	3-6	.500	2	9	11	1.2	11	0	3	9	0	4	38	4.2
00	Jahcobi Neath	5-1	66	13.2	5-18	.278	1-4	.250	5-6	.833	4	7	11	2.2	6	0	4	1	1	3	16	3.2
33	Chris Vogt	11-0	143	13.0	12-27	.444	0-1	.000	8-13	.615	20	26	46	4.2	26	0	6	3	7	4	32	2.9
20	Ben Carlson	11-1	129	11.7	11-34	.324	0-11	.000	3-6	.500	10	21	31	2.8	4	0	3	4	1	0	25	2.3
02	Jordan Davis	9-0	60	6.7	7-13	.538	4-9	.444	0-1	.000	4	8	12	1.3	4	0	1	3	1	3	18	2.0
14	Carter Gilmore	10-0	98	9.8	4-13	.308	0-4	.000	4-7	.571	4	10	14	1.4	12	0	3	1	4	2	12	1.2
35	Markus Ilver	5-0	25	5.0	1-8	.125	0-5	.000	3-4	.750	1	3	4	0.8	5	0	0	1	0	0	5	1.0
10	Isaac Lindsey	2-0	6	3.0	0-1	.000	0-0	.000	0-0	.000	0	0	0	0.0	0	0	0	0	0	0	0	0.0
04	Carter Higginbottom	3-0	4	1.3	0-0	.000	0-0	.000	0-0	.000	0	0	0	0.0	2	0	0	2	0	0	0	0.0
13	Justin Taphorn	3-0	4	1.3	0-0	.000	0-0	.000	0-0	.000	0	0	0	0.0	0	0	0	0	0	0	0	0.0
Team											19	21	40					2				
Total.....		11	2200		262-651	.402	74-250	.296	157-205	.766	110	286	396	36.0	179	1	107	93	45	63	755	68.6
Opponents.....		11	2200		254-617	.412	70-216	.324	95-151	.629	100	301	401	36.5	207	3	108	142	43	49	673	61.2

TEAM STATISTICS	WIS	OPP	Date	Opponent	Score	Att.
SCORING	755	673	11/09/21	ST. FRANCIS BROOKLYN	w 81-58	15735
Points per game	68.6	61.2	11/12/21	GREEN BAY	w 72-34	16005
Scoring margin	+7.5	-	11/15/21	PROVIDENCE	L 58-63	15773
FIELD GOALS-ATT	262-651	254-617	11/22/21	vs Texas A&M	w 69-58	0
Field goal pct	.402	.412	11/23/21	vs Houston	w 65-63	0
3 POINT FG-ATT	74-250	70-216	11/24/21	vs Saint Mary's (CA)	w 61-55	2901
3-point FG pct	.296	.324	12/01/21	at Georgia Tech	w 70-66	6302
3-pt FG made per game	6.7	6.4	12/04/21	MARQUETTE	w 89-76	17287
FREE THROWS-ATT	157-205	95-151	* 12/08/21	INDIANA	w 64-59	16013
Free throw pct	.766	.629	* 12/11/21	at Ohio St.	L 55-73	13856
F-Throws made per game	14.3	8.6	12/15/21	NICHOLLS ST.	w 71-68	15752
REBOUNDS	396	401				
Rebounds per game	36.0	36.5				
Rebounding margin	-0.5	-				
ASSISTS	107	108				
Assists per game	9.7	9.8				
TURNOVERS	93	142				
Turnovers per game	8.5	12.9				
Turnover margin	+4.5	-				
Assist/turnover ratio	1.2	0.8				
STEALS	63	49				
Steals per game	5.7	4.5				
BLOCKS	45	43				
Blocks per game	4.1	3.9				
ATTENDANCE	96565	23059				
Home games-Avg/Game	6-16094	2-10079				
Neutral site-Avg/Game	-	3-967				

* = Conference game

Score by Periods	1st	2nd	Totals
Wisconsin	352	403	755
Opponents	330	343	673

HOME STATISTICS

Updated Through December 15, 2021

RECORD:	OVERALL	HOME	AWAY	NEUTRAL
ALL GAMES	5-1	5-1	0-0	0-0
CONFERENCE	1-0	1-0	0-0	0-0
NON-CONFERENCE	4-1	4-1	0-0	0-0

##	Player	gp-gs	min	avg	Total		3-Point		F-Throw		Rebounds				pf	dq	a	to	blk	stl	pts	avg
					fg-fga	fg%	3fg-fga	3fg%	ft-fa	ft%	off	def	tot	avg								
01	Johnny Davis	4-4	118	29.5	28-62	.452	4-13	.308	18-23	.783	4	18	22	5.5	3	0	9	4	3	3	78	19.5
34	Brad Davison	6-6	188	31.3	29-69	.420	16-43	.372	21-26	.808	3	22	25	4.2	15	1	10	6	0	8	95	15.8
22	Steven Crowl	6-6	126	21.0	22-51	.431	5-16	.313	9-11	.818	8	23	31	5.2	7	0	7	5	3	1	58	9.7
23	Chucky Hepburn	6-6	173	28.8	15-40	.375	5-19	.263	14-17	.824	1	9	10	1.7	13	0	12	8	2	10	49	8.2
05	Tyler Wahl	6-6	167	27.8	17-41	.415	0-8	.000	13-18	.722	10	25	35	5.8	12	0	11	7	8	2	47	7.8
11	Lorne Bowman II	5-0	65	13.0	8-19	.421	7-13	.538	1-3	.333	2	7	9	1.8	7	0	2	7	0	3	24	4.8
00	Jahcobi Neath	3-1	54	18.0	4-14	.286	1-3	.333	5-6	.833	4	6	10	3.3	6	0	3	1	1	3	14	4.7
33	Chris Vogt	6-0	90	15.0	9-18	.500	0-1	.000	7-10	.700	14	17	31	5.2	12	0	4	2	4	3	25	4.2
20	Ben Carlson	6-1	89	14.8	9-26	.346	0-7	.000	2-3	.667	9	14	23	3.8	1	0	1	1	1	0	20	3.3
02	Jordan Davis	6-0	33	5.5	5-10	.500	3-8	.375	0-0	.000	2	3	5	0.8	2	0	1	3	0	1	13	2.2
35	Markus Ilver	4-0	22	5.5	1-7	.143	0-4	.000	3-4	.750	1	3	4	1.0	5	0	0	1	0	0	5	1.3
14	Carter Gilmore	6-0	61	10.2	3-11	.273	0-3	.000	1-3	.333	3	9	12	2.0	6	0	2	1	3	1	7	1.2
13	Justin Taphorn	3-0	4	1.3	0-0	.000	0-0	.000	0-0	.000	0	0	0	0.0	0	0	0	0	0	0	0	0.0
10	Isaac Lindsey	2-0	6	3.0	0-1	.000	0-0	.000	0-0	.000	0	0	0	0.0	0	0	0	0	0	0	0	0.0
04	Carter Higginbottom	3-0	4	1.3	0-0	.000	0-0	.000	0-0	.000	0	0	0	0.0	2	0	0	2	0	0	0	0.0
Team											11	14	25					1				
Total.....		6	1200		150-369	.407	41-138	.297	94-124	.758	72	170	242	40.3	91	1	62	49	25	35	435	72.5
Opponents.....		6	1200		140-353	.397	35-117	.299	43-77	.558	58	160	218	36.3	116	2	56	74	26	23	358	59.7

TEAM STATISTICS

	WIS	OPP
SCORING	435	358
Points per game	72.5	59.7
Scoring margin	+12.8	-
FIELD GOALS-ATT	150-369	140-353
Field goal pct	.407	.397
3 POINT FG-ATT	41-138	35-117
3-point FG pct	.297	.299
3-pt FG made per game	6.8	5.8
FREE THROWS-ATT	94-124	43-77
Free throw pct	.758	.558
F-Throws made per game	15.7	7.2
REBOUNDS	242	218
Rebounds per game	40.3	36.3
Rebounding margin	+4.0	-
ASSISTS	62	56
Assists per game	10.3	9.3
TURNOVERS	49	74
Turnovers per game	8.2	12.3
Turnover margin	+4.2	-
Assist/turnover ratio	1.3	0.8
STEALS	35	23
Steals per game	5.8	3.8
BLOCKS	25	26
Blocks per game	4.2	4.3
ATTENDANCE	96565	0
Home games-Avg/Game	6-16094	0-0
Neutral site-Avg/Game	-	0-0

Date Opponent

Date	Opponent	Score	Att.
11/09/21	ST. FRANCIS BROOKLYN	w 81-58	15735
11/12/21	GREEN BAY	w 72-34	16005
11/15/21	PROVIDENCE	L 58-63	15773
12/04/21	MARQUETTE	w 89-76	17287
* 12/08/21	INDIANA	w 64-59	16013
12/15/21	NICHOLLS ST.	w 71-68	15752

* = Conference game

Score by Periods

Score by Period	1st	2nd	Total
Wisconsin	191	244	435
Opponents	180	178	358

ROAD/NEUTRAL STATISTICS

Updated Through December 1, 2021

RECORD:	OVERALL	HOME	AWAY	NEUTRAL
ALL GAMES	4-1	0-0	1-1	3-0
CONFERENCE	0-1	0-0	0-1	0-0
NON-CONFERENCE	4-0	0-0	1-0	3-0

##	Player	gp-gs	min	avg	Total		3-Point		F-Throw		Rebounds				pf	dq	a	to	blk	stl	pts	avg
					fg-fga	fg%	3fg-fga	3fg%	ft-fa	ft%	off	def	tot	avg								
01	Johnny Davis	5-5	182	36.4	40-84	.476	10-24	.417	20-23	.870	8	25	33	6.6	9	0	12	13	3	11	110	22.0
34	Brad Davison	5-5	163	32.6	21-60	.350	13-38	.342	17-19	.895	1	19	20	4.0	14	0	9	4	0	1	72	14.4
05	Tyler Wahl	5-5	154	30.8	18-42	.429	0-7	.000	9-12	.750	4	16	20	4.0	11	0	5	5	8	6	45	9.0
23	Chucky Hepburn	5-5	157	31.4	8-27	.296	4-18	.222	8-9	.889	1	12	13	2.6	8	0	9	7	2	3	28	5.6
22	Steven Crowl	5-5	130	26.0	11-32	.344	3-13	.231	2-4	.500	6	12	18	3.6	17	0	3	8	2	2	27	5.4
11	Lorne Bowman II	4-0	42	10.5	5-10	.500	2-4	.500	2-3	.667	0	2	2	0.5	4	0	1	2	0	1	14	3.5
02	Jordan Davis	3-0	27	9.0	2-3	.667	1-1	1.000	0-1	.000	2	5	7	2.3	2	0	0	0	1	2	5	1.7
33	Chris Vogt	5-0	53	10.6	3-9	.333	0-0	.000	1-3	.333	6	9	15	3.0	14	0	2	1	3	1	7	1.4
14	Carter Gilmore	4-0	37	9.3	1-2	.500	0-1	.000	3-4	.750	1	1	2	0.5	6	0	1	0	1	1	5	1.3
00	Jahcobi Neath	2-0	12	6.0	1-4	.250	0-1	.000	0-0	.000	0	1	1	0.5	0	0	1	0	0	0	2	1.0
20	Ben Carlson	5-0	40	8.0	2-8	.250	0-4	.000	1-3	.333	1	7	8	1.6	3	0	2	3	0	0	5	1.0
35	Markus Ilver	1-0	3	3.0	0-1	.000	0-1	.000	0-0	.000	0	0	0	0.0	0	0	0	0	0	0	0	0.0
Team											8	7	15					1				
Total.....		5	1000		112-282	.397	33-112	.295	63-81	.778	38	116	154	30.8	88	0	45	44	20	28	320	64.0
Opponents.....		5	1000		114-264	.432	35-99	.354	52-74	.703	42	141	183	36.6	91	1	52	68	17	26	315	63.0

TEAM STATISTICS

WIS OPP

SCORING	320	315
Points per game	64.0	63.0
Scoring margin	+1.0	-
FIELD GOALS-ATT	112-282	114-264
Field goal pct	.397	.432
3 POINT FG-ATT	33-112	35-99
3-point FG pct	.295	.354
3-pt FG made per game	6.6	7.0
FREE THROWS-ATT	63-81	52-74
Free throw pct	.778	.703
F-Throws made per game	12.6	10.4
REBOUNDS	154	183
Rebounds per game	30.8	36.6
Rebounding margin	-5.8	-
ASSISTS	45	52
Assists per game	9.0	10.4
TURNOVERS	44	68
Turnovers per game	8.8	13.6
Turnover margin	+4.8	-
Assist/turnover ratio	1.0	0.8
STEALS	28	26
Steals per game	5.6	5.2
BLOCKS	20	17
Blocks per game	4.0	3.4
ATTENDANCE	0	23059
Home games-Avg/Game	0-0	2-10079
Neutral site-Avg/Game	-	3-967

Date Opponent

Score

Att.

11/22/21	vs Texas A&M	w	69-58	0
11/23/21	vs Houston	w	65-63	0
11/24/21	vs Saint Mary's (CA)	w	61-55	2901
12/01/21	at Georgia Tech	w	70-66	6302
* 12/11/21	at Ohio St.	L	55-73	13856

* = Conference game

Score by Periods

1st 2nd Totals

Wisconsin	161	159	320
Opponents	150	165	315

GAME-BY-GAME STATISTICS

WISCONSIN

Opponent	Date	Score		Total		3-Pointers		Free throws		Rebounds											
				fg-fga	pct	3fg-fga	pct	ft-fga	pct	off	def	tot	avg	pf	a	t/o	blk	stl	pts	avg	
ST. FRANCIS BROOKLYN	11/09/21	81-58	W	29-66	.439	10-22	.455	13-18	.722	15	33	48	48.0	10	12	12	4	6	81	81.0	
GREEN BAY	11/12/21	72-34	W	24-64	.375	5-21	.238	19-21	.905	18	32	50	49.0	18	9	7	6	10	72	76.5	
PROVIDENCE	11/15/21	58-63	L	20-61	.328	5-27	.185	13-17	.765	11	24	35	44.3	19	5	7	4	4	58	70.3	
vs Texas A&M	11/22/21	69-58	W	23-58	.397	8-26	.308	15-17	.882	11	25	36	42.2	13	10	11	3	7	69	70.0	
vs Houston	11/23/21	65-63	W	23-49	.469	7-24	.292	12-15	.800	2	26	28	39.4	19	11	9	3	7	65	69.0	
vs Saint Mary's (CA)	11/24/21	61-55	W	21-56	.375	3-12	.250	16-18	.889	12	22	34	38.5	19	4	8	4	3	61	67.7	
at Georgia Tech	12/01/21	70-66	W	23-54	.426	9-24	.375	15-22	.682	8	20	28	37.0	18	13	8	5	4	70	68.0	
MARQUETTE	12/04/21	89-76	W	31-61	.508	10-24	.417	17-23	.739	7	28	35	36.8	15	14	11	3	5	89	70.6	
INDIANA	12/08/21	64-59	W	22-62	.355	5-23	.217	15-18	.833	11	30	41	37.2	15	12	4	6	4	64	69.9	
at Ohio St.	12/11/21	55-73	L	22-65	.338	6-26	.231	5-9	.556	5	23	28	36.3	19	7	8	5	7	55	68.4	
NICHOLLS ST.	12/15/21	71-68	W	24-55	.436	6-21	.286	17-27	.630	10	23	33	36.0	14	10	8	2	6	71	68.6	
Wisconsin		755		262-651	.402	74-250	.296	157-205	.766	110	286	396	36.0	179	107	93	45	63	755	68.6	
Opponents		673		254-617	.412	70-216	.324	95-151	.629	100	301	401	36.5	207	108	142	43	49	673	61.2	

Games played: 11
Points/game: 68.6
FG Pct: 40.2
3FG Pct: 29.6
FT Pct: 76.6

Rebounds/game: 36.0
Assists/game: 9.7
Turnovers/game: 8.5
Assist/turnover ratio: 1.2
Steals/game: 5.7
Blocks/game: 4.1

OPPONENT

				Total		3-Pointers		Free throws		Rebounds											
Opponent	Date	Score		fg-fga	pct	3fg-fga	pct	ft-fa	pct	off	def	tot	avg	pf	a	t/o	blk	stl	pts	avg	
ST. FRANCIS BROOKLYN	11/09/21	81-58	W	25-63	.397	5-21	.238	3-4	.750	6	25	31	31.0	15	5	12	4	8	58	58.0	
GREEN BAY	11/12/21	72-34	W	12-51	.235	3-16	.188	7-15	.467	9	22	31	31.0	20	6	13	4	3	34	46.0	
PROVIDENCE	11/15/21	58-63	L	22-54	.407	8-22	.364	11-19	.579	12	32	44	35.3	18	11	15	6	3	63	51.7	
vs Texas A&M	11/22/21	69-58	W	19-49	.388	10-26	.385	10-14	.714	5	24	29	33.8	18	11	16	3	7	58	53.2	
vs Houston	11/23/21	65-63	W	23-54	.426	9-23	.391	8-15	.533	10	26	36	34.2	18	10	12	2	7	63	55.2	
vs Saint Mary's (CA)	11/24/21	61-55	W	21-50	.420	4-15	.267	9-12	.750	9	24	33	34.0	21	9	16	5	3	55	55.2	
at Georgia Tech	12/01/21	70-66	W	22-53	.415	6-16	.375	16-20	.800	10	26	36	34.3	20	7	10	3	5	66	56.7	
MARQUETTE	12/04/21	89-76	W	27-61	.443	9-26	.346	13-18	.722	7	25	32	34.0	20	13	13	3	4	76	59.1	
INDIANA	12/08/21	64-59	W	24-62	.387	5-13	.385	6-13	.462	14	30	44	35.1	19	14	9	4	2	59	59.1	
at Ohio St.	12/11/21	55-73	L	29-58	.500	6-19	.316	9-13	.692	8	41	49	36.5	14	15	14	4	4	73	60.5	
NICHOLLS ST.	12/15/21	71-68	W	30-62	.484	5-19	.263	3-8	.375	10	26	36	36.5	24	7	12	5	3	68	61.2	
Opponents		673		254-617	.412	70-216	.324	95-151	.629	100	301	401	36.5	207	108	142	43	49	673	61.2	
Wisconsin		755		262-651	.402	74-250	.296	157-205	.766	110	286	396	36.0	179	107	93	45	63	755	68.6	

Games played: 11
Points/game: 61.2
FG Pct: 41.2
3FG Pct: 32.4
FT Pct: 62.9

Rebounds/game: 36.5
Assists/game: 9.8
Turnovers/game: 12.9
Assist/turnover ratio: 0.8
Steals/game: 4.5
Blocks/game: 3.9

GAME 1: WISCONSIN 81, ST. FRANCIS BROOKLYN 58

Nov. 9, 2021 • Madison, Wis. • Kohl Center



Official Basketball Box Score - Final
St. Francis Brooklyn at Wisconsin
 11/09/21 Kohl Center, Madison
 2021-22 Men's Basketball

Game Time: 7:00 PM
 Game Duration: 1:48
 Attendance: 15,735

Officials: Rob Riley, Lamont Simpson, Michael Kibitz (Jr.)

St. Francis Brooklyn - 58

Record: 0-4

NO.	Name	Min	FG	3P	FT	Rebounds	Fouls	TP	AS	TO	ST	Blocks	BS	BA	+	-
1	Patrick Emilien	F 34:16	8-11	1-3	1-2	0 5 5	0 5	18	0 0	1 0	0 0	20				
12	Vuk Stevanic	F 19:20	1-3	0-1	0-0	1 2 2	0 1	2	0 0	0 0	2 0	-14				
0	Tedrick Wilcox Jr.	G 12:13	1-3	1-2	0-0	1 2 0	2 4	0 3	0 0	0 1	0 0	-8				
3	Rob Higgins	G 25:11	1-9	0-1	2-2	0 0 0	3 1	4	2 2	3 0	2	-12				
11	Michael Cubbage	G 28:47	5-13	0-3	0-0	1 6 7	2 1	10	0 3	1 0	0	-24				
32	Jack Hemphill	15:41	3-7	1-4	0-0	2 1 3	0 0	1 7	2 1	0 0	2	-9				
5	Larry Moreno	15:11	0-5	0-4	0-0	0 1 1	1 1	0 0	0 1	0 0	0	-17				
15	Trey Quarlesbaum	24:58	4-6	2-3	0-0	1 4 5	2 0	10	0 2	1 0	0	-18				
24	Bahadai Haidara	10:43	0-2	0-0	0-0	0 1 1	0 0	8	0 1	0 0	1	-3				
10	D'Andre Howell-South	08:37	2-3	0-0	0-0	0 0 0	2 0	4	0 1	1 0	1	3				
31	Kasper Suorong	05:03	0-1	0-0	0-0	0 0 0	0 0	0 0	0 1	1 0	0	7				
Team						1 4 5		0	0	1	0	0	0	0	0	0
Totals			25-63	5-21	3-4	6 25 31	15 10	58	5	12	8	4	4	-23		

Technical Fouls: NONE

Wisconsin - 81

Record: 1-0

NO.	Name	Min	FG	3P	FT	Rebounds	Fouls	TP	AS	TO	ST	Blocks	BS	BA	+	-
5	Tyler Wahl	F 17:09	1-3	0-1	3-4	1 3 4	2 2	5	1 2	0 0	0 0	6				
22	Steven Crowl	F 18:56	4-9	0-1	3-4	3 5 8	0 2	2	11	0 2	0 0	1	11			
1	Johnny Davis	G 26:25	6-15	2-6	1-2	1 3 3	0 4	15	5 0	2 0	0 0	23				
23	Chucky Hepburn	G 23:14	4-7	2-3	3-4	0 1 1	3 2	13	1 2	0 0	0 0	18				
34	Brad Davison	G 23:39	3-8	2-4	0-1	0 6 6	2 1	8	2 1	2 0	0 1	21				
20	Ben Carlson	19:30	2-3	0-0	0-0	2 3 5	0 1	4	0 0	0 0	0 0	12				
33	Chris Vogt	16:49	1-3	0-0	0-0	2 7 9	2 0	2	1	0 1	2	0	14			
0	Jahcobi Neath	17:33	1-5	0-0	2-2	2 0 2	0 1	4	0 1	0 0	1	10				
11	Lorne Bowman II	15:17	3-7	3-4	0-0	2 2 4	0 0	9	1 1	0 0	1	10				
14	Carter Gilmore	07:00	2-2	0-0	1-2	0 1 1	0 2	5	1 0	1 0	1	2				
35	Markus Iwer	06:32	1-2	0-1	0-0	0 0 0	0 1	0	2	0 0	0 0	0	1			
2	Jordan Davis	04:13	1-2	1-2	0-0	0 0 0	0 0	3	0 1	0 0	0 0	-4				
10	Isaac Lindsey	02:14	0-0	0-0	0-0	0 0 0	0 0	0	0 0	0 0	0 0	-4				
4	Carter Higginbottom	00:48	0-0	0-0	0-0	0 0 0	0 0	0	0 0	0 0	0 0	-7				
13	Justin Taphorn	00:41	0-0	0-0	0-0	0 0 0	0 0	0	0 0	0 0	0 0	-1				
Team						2 3 5		0	1	1	0	0	0	0	0	0
Totals			29-66	10-22	13-18	15 33 48	10 15	81	12	12	6	4	4	-23		

Technical Fouls: NONE

		SFB	UW
Biggest lead	1 (1 st 18:01)	32 (2 nd 8:33)	
Best Scoring Run	11 (2 nd 18:07)	15 (1 st 5:33)	
Lead Changes	2		
Times Tied	0		
Time with Lead	01:54	37:18	

NOTES: Chucky Hepburn became the first true freshman to start in a season opener for UW since Devin Harris in 2001...**Johnny Davis** made his first career start, tallying 15 points and a career-high 5 assists...**Steven Crowl** made his first career start, setting career highs in points (11) and rebounds (8)...UW won its sixth-straight home opener, and for the 23rd time in the last 24 years...UW improved to 6-0 in home openers under **Greg Gard**.

GAME 2: WISCONSIN 72, GREEN BAY 34

Nov. 12, 2021 • Madison, Wis. • Kohl Center



Official Basketball Box Score - Final
Green Bay at Wisconsin
 11/12/21 Kohl Center, Madison
 2021-22 Men's Basketball

Game Time: 7:00 PM
 Game Duration: 1:53
 Attendance: 16,005

Officials: Matt Morales, Chad Barlow, Kenneth Mubaland

Green Bay - 34

Record: 0-2

NO.	Name	Min	FG	3P	FT	Rebounds	Fouls	TP	AS	TO	ST	Blocks	BS	BA	+	-
3	Japannah Kellogg III	F 20:43	1-1	0-0	0-4	1 1 2	1 3	2	0 1	1 0	2	0	-27			
11	Cade Meyer	F 18:04	1-6	0-1	2-5	0 0 0	5 3	4	0 0	0 0	0 1	-18				
1	Mich Listau	G 20:30	0-3	0-1	0-2	2 2 2	0 1	2	1 1	0 0	0 0	-19				
5	Lucas Steiber	G 09:38	0-1	0-1	0-0	0 2 2	0 1	0	1 0	0 0	0 0	-11				
23	Emmanuel Ansong	G 16:18	0-5	0-1	0-0	1 1 2	3 1	0	0 1	0 0	0 1	-29				
2	Kamani McGee	21:32	2-9	0-1	0-0	0 3 3	2 0	4	1 4	0 0	2	-16				
14	Randy Tucker	13:12	0-2	0-1	2-2	2 2 4	3 3	2	2 0	0 0	0 0	-11				
15	Danovon Ivory	18:08	1-5	1-3	0-0	0 3 3	2 0	3	0 3	0 0	1 1	-17				
4	Blayton Williams	05:37	0-1	0-0	0-1	0 1 1	1 0	0	0 0	0 0	0 0	-1				
12	Cem Kircman	17:14	2-4	1-1	0-0	1 3 4	3 2	5	1 1	1 0	0	-12				
13	Ryan Coflin	16:06	1-4	0-0	0-2	2 2 0	0 2	3	0 1	1 0	0	-9				
55	Nate Jenkins	12:26	2-5	0-0	0-0	0 1 1	0 2	4	0 0	0 0	0 0	-16				
21	Tutu Majok	10:32	2-5	0-1	1-2	2 1 3	0 2	5	0 0	0 0	0 0	-4				
Team						2 0 2		0	1	1	0	0	0	0	0	0
Totals			12-51	3-16	7-15	9 22 31	20 18	34	6	13	3	4	6	-38		

Technical Fouls: NONE

Wisconsin - 72

Record: 2-0

NO.	Name	Min	FG	3P	FT	Rebounds	Fouls	TP	AS	TO	ST	Blocks	BS	BA	+	-
5	Tyler Wahl	F 19:45	1-2	0-0	0-0	1 4 5	1 2	2	2 1	0 0	2 1	18				
22	Steven Crowl	F 21:59	7-11	2-4	2-2	3 4 7	1 0	18	0 0	0 0	0 0	35				
1	Johnny Davis	G 24:46	5-16	0-3	5-6	2 3 5	1 6	15	2 0	0 1	1 0	37				
23	Chucky Hepburn	G 23:49	1-5	1-3	0-0	0 2 2	1 0	3	1 1	4 0	0 0	38				
34	Brad Davison	G 26:08	5-8	1-4	4-4	2 1 3	2 2	45	1 1	1 0	0 0	34				
20	Ben Carlson	18:39	2-6	0-1	1-1	1 6 7	0 0	5	1 0	0 0	0 0	27				
33	Chris Vogt	12:43	0-2	0-1	4-4	3 2 5	3 4	0	0 0	0 0	1 1	5				
11	Lorne Bowman II	15:16	1-3	1-2	0-0	0 1 1	4 1	3	1 1	3 0	0 0	4				
14	Carter Gilmore	14:19	0-4	0-1	0-0	2 3 5	0 0	0	0 1	0 0	2 0	6				
35	Markus Iwer	10:44	0-4	0-2	3-4	1 3 4	4 3	3	0 1	0 0	0 0	-1				
2	Jordan Davis	06:32	2-2	0-0	0-0	1 1 2	2 0	4	0 1	1 0	0 0	1				
10	Isaac Lindsey	03:48	0-1	0-0	0-0	0 0 0	0 0	0	0 0	0 0	0 0	-6				
4	Carter Higginbottom	01:46	0-0	0-0	0-0	0 0 0	0 0	0	0 0	0 0	0 0	-4				
13	Justin Taphorn	01:46	0-0	0-0	0-0	0 0 0	0 0	0	0 0	0 0	0 0	-4				
Team						2 2 4		0	0	0	0	0	0	0	0	0
Totals			24-64	5-21	19-21	18 32 50	18 20	72	9	7	10	6	4	-38		

Technical Fouls: NONE

		GB	UW
Biggest lead	2 (1 st 18:20)	45 (2 nd 5:07)	
Best Scoring Run	6 (1 st 12:42)	13 (1 st 0:43)	
Lead Changes	1		
Times Tied	2		
Time with Lead	00:37	35:52	

NOTES: UW won its 23rd-consecutive non-conference home game dating back to the 2017-18 season...UW allowed just 34 points, its fewest surrendered in the Greg Gard era and fewest overall since a 62-31 win Nov. 14, 2014...UW held GB to 23.5% FG, the 4th-lowest mark ever by a UW opponent at the Kohl Center...**Steven Crowl** scored a career-high 18 points.

GAME 3: PROVIDENCE 63, WISCONSIN 58

Nov. 15, 2021 • Madison, Wis. • Kohl Center



Official Basketball Box Score - Final
Providence at Wisconsin
 11/15/21 Kohl Center, Madison
 2021-22 Men's Basketball

Game Time: 8:00 PM
 Game Duration: 2:09
 Attendance: 15,773

Officials: Mike Roberts, Bart Smith, Tim O'Grady

Providence - 63

Record: 3-0

NO.	Name	Min	FG	3P	FT	Rebounds	Fouls	TP	AS	TO	ST	Blocks	BS	BA
14	Noah Horchler	F 25:29	1-1	0-0	0-1	1 5 6	3 1	2	0	1	1	3	0	
0	Nate Watson	C 32:25	11-15	0-0	2-5	3 3 6	3 4	24	0	2	0	1	0	4
1	Ajami Durham	G 35:31	4-11	3-5	2-4	0 2 2	1 6	13	4	3	0	0	1	-2
4	Jared Bynum	G 27:30	1-10	0-4	2-3	1 8 9	2 2	4	7	5	1	0	0	-5
11	A.J. Reeves	G 31:12	3-9	3-8	2-2	4 4 8	2 3	11	0	0	0	0	0	6
5	Ed Crosswell	08:50	0-1	0-0	0-0	0 2 2	3 0	0	0	1	1	1	-1	
15	Justin Mnyaya	24:36	1-4	1-3	0-0	2 5 7	1 0	3	0	1	0	1	0	-9
10	Alyn Breed	10:43	1-3	1-2	3-4	0 2 2	3 3	6	0	1	1	0	0	-5
12	Brycen Goodine	03:44	0-0	0-0	0-0	0 0 0	0 0	0	0	0	0	0	0	7
Team						1 1 2		0	1	1	0	0	0	0
Totals			22-54	8-22	11-19	12 32 44	18 19	63	11 15	3	6	4	5	0
Technical Fouls: NONE														

GAME 5: WISCONSIN 65, #12 HOUSTON 63

Nov. 23, 2021 • Las Vegas, Nev. • Michelob Ultra Arena



Official Basketball Box Score - Final
Wisconsin at Houston
11/23/21 Michelob Ultra Arena, Las Vegas
2021-22 Men's Basketball

Game Time: 2:00 PM
Game Duration: 1:56
Officials: Mike Reed, Don Daly, Al Dussau

Wisconsin - 65												
Record: 4-1												
NO. Name	Min	FG M-A	3P M-A	FT M-A	Rebounds OR DR TOT	Fouls PF FO	TP AS TO ST	Blocks BS BA +/-				
5 Tyler Wahl	F 32:00	4-10	0-2	1-2	1 6 7	2 3	9 1 0 0	0 1 2				
22 Steven Crowl	F 22:42	3-6	1-4	1-2	0 1 1	4 2	8 0 1 1	0 1 8				
1 Johnny Davis	G 37:24	10-18	4-7	6-6	0 4 4	1 5	30 1 2 4	2 0 2				
23 Chucky Hepburn	G 30:58	1-4	1-4	0 0 4	4 2 0	3 3	3 3 0 1	0 0 -1				
34 Brad Davison	G 28:09	2-6	1-5	4-4	0 4 4	4 5	9 2 1 1	0 0 0				
14 Carter Gilmore	09:00	0-1	0-1	0-0	0 0 0	1 0	1 0 1 0	0 0 0				
11 Lorne Bowman II	12:44	1-1	0-0	0-0	0 0 0	1 1	2 0 1 0	0 0 3				
33 Chris Vogt	10:10	0-0	0-0	0 0 2	2 3 1	0 1	0 0 0 0	0 0 -9				
20 Ben Carlson	11:26	2-3	0-1	0-0	0 2 2	0 1	4 2 0 0	0 0 7				
2 Jordan Davis	05:27	0-0	0-0	0-0	0 1 1	1 0	0 0 0 0	0 0 -2				
Team					1 2 3	0	0	1				
Totals	23:49	7-24	12-15	2 26	28 19	18 65	11 9 7 3	2 2 2				

Houston - 63												
Record: 4-1												
NO. Name	Min	FG M-A	3P M-A	FT M-A	Rebounds OR DR TOT	Fouls PF FO	TP AS TO ST	Blocks BS BA +/-				
32 Reggie Chaney	F 19:47	3-3	0-0	1-4	0 5 5	3 3	7 0 0 0	0 0 -5				
35 Fabian White Jr	F 25:33	2-4	0-1	0-0	1 3 4	2 1	4 1 0 1	0 0 12				
0 Marcus Sasser	G 37:52	4-12	3-7	0-0	0 2 2	2 1	11 2 4 3	0 0 -1				
4 Taze Moore	G 15:56	0-6	0-4	0-0	1 2 3	1 0	0 0 1 0	1 2 -2				
11 Kyler Edwards	G 34:21	6-10	6-8	0-0	1 4 5	2 2	18 1 3 1	0 0 1				
12 Tramon Mirk	13:43	3-6	0-0	2-2	0 2 2	2 1	8 1 0 0	0 0 -1				
13 J'wan Roberts	19:14	1-5	0-2	3-4	3 3 6	0 3	5 0 2 1	1 0 -12				
1 Jamal Sheard	21:00	3-7	0-1	2-4	1 1 2	3 6	8 5 2 0	1 0 1				
25 Josh Carlton	12:34	1-1	0-0	0-1	0 0 0	3 2	2 0 0 0	0 0 -4				
Team					3 1 4	0	0	0				
Totals	23:54	9-23	8-15	10 26	36 18	19 63	10 12 7 2	3 2 2				

Technical Fouls: NONE

Houston - 63			Record: 41-11											Shooting By Period											
NO. NAME	Min	FG	3P	FT	Rebounds	Fouls	TP	AS	TO	ST	Blocks	BS	+/-	1st FG% 7-27	2nd FG% 16-27	3rd FG% 7-13	4th FG% 4-10	GM FG% 23-54	1st FT% 1-2	2nd FT% 6-6	3rd FT% 9-23	4th FT% 6-15	GM FT% 23-54		
32 Reggie Chaney	F 19-47	3-3	0-0	1-4	0 5 5	3 3	7	0	0	0	0	0	-5	3PT% 2-10	25.0%	3PT% 2-10	20.0%	3PT% 2-10	20.0%	FT% 4-5	80%	FT% 4-5	80%	FT% 4-5	80%
35 Fabian White Jr	F 25-33	2-4	0-1	0-0	1 3 4	2 1 4	1	1	0	1	0	0	-12	2nd FG% 16-27	59.3%	3PT% 7-13	53.8%	GM FG% 23-54	42.6%	FT% 1-2	50%	FT% 6-6	100%	FT% 6-6	100%
0 Marcus Sheard	G 37-52	4-12	3-7	0-0	2 2 2	1 1 1	11	2	4	3	0	0	0	3PT% 7-13	53.8%	FT% 4-10	40%	GM FG% 23-54	42.6%	FT% 1-2	50%	FT% 6-6	100%	FT% 6-6	100%
4 Taze Moore	G 15-56	0-6	0-4	0-0	1 2 3	1 0	0	0	1	1	0	1	-2	3PT% 7-13	53.8%	FT% 4-10	40%	GM FG% 23-54	42.6%	FT% 1-2	50%	FT% 6-6	100%	FT% 6-6	100%
11 Kyler Edwards	G 34-21	6-10	6-8	0-0	1 4 5	2 2	2	18	1	3	1	0	-1	3PT% 7-13	53.8%	FT% 4-10	40%	GM FG% 23-54	42.6%	FT% 1-2	50%	FT% 6-6	100%	FT% 6-6	100%
12 Tramon Mark	13-43	3-6	0-0	2-2	0 2 2	2 1	8	1	0	0	0	0	-1	3PT% 7-13	53.8%	FT% 4-10	40%	GM FG% 23-54	42.6%	FT% 1-2	50%	FT% 6-6	100%	FT% 6-6	100%
13 J'Vann Roberts	19-14	1-5	0-2	3-4	3 3 6	0 2	5	0	2	1	0	0	-12	3PT% 7-13	53.8%	FT% 4-10	40%	GM FG% 23-54	42.6%	FT% 1-2	50%	FT% 6-6	100%	FT% 6-6	100%
1 Jamal Sheard	21-30	3-7	0-1	2-4	1 1 2	3 2	8	5	2	1	0	1	-2	3PT% 7-13	53.8%	FT% 4-10	40%	GM FG% 23-54	42.6%	FT% 1-2	50%	FT% 6-6	100%	FT% 6-6	100%
25 Josh Carlton	12-14	1-1	0-0	0-0	0 3 3	3 6	0	0	0	0	0	0	-4	3PT% 7-13	53.8%	FT% 4-10	40%	GM FG% 23-54	42.6%	FT% 1-2	50%	FT% 6-6	100%	FT% 6-6	100%
Team					3 1 4	0 0	0	0	0	0	0	0		Dead Ball Rebounds: 2	0										
Totals	23-54	9-23	8-15	10 26 36	18 19 63	10 12	7	2	3	2	3	2													

Period by Period Scoring												
1st	10	2nd	7	3rd	2	4th	3	TOT	22			
1st	10	2nd	7	3rd	2	4th	3	TOT	22			
1st	10	2nd	7	3rd	2	4th	3	TOT	22			
1st	10	2nd	7	3rd	2	4th	3	TOT	22			

GAME 6: WISCONSIN 61, SAINT MARY'S 55

Nov. 24, 2021 • Maui Invitational • Michelob Ultra Arena



Official Basketball Box Score - Final
Wisconsin at Saint Mary's (CA)
11/24/21 Michelob Ultra Arena, Las Vegas
2021-22 Men's Basketball

Game Time: 2:00 PM
Game Duration: 1:53
Attendance: 2,301
Officials: Jeff Anderson, Randy McCal, Pat Dussau

Wisconsin - 61												
Record: 5-1												
NO. Name	Min	FG M-A	3P M-A	FT M-A	Rebounds OR DR TOT	Fouls PF FO	TP AS TO ST	Blocks BS BA +/-				
5 Tyler Wahl	F 36:02	6-9	0-0	6-6	1 4 5	4 5	18 0 1 1	4 0 2				
22 Steven Crowl	F 27:09	2-7	0-1	0-0	0 3 3	7 3	1 4 1 0	0 0 16				
23 Chucky Hepburn	G 32:24	7-17	1-1	5-5	2 5 7	1 6	20 1 3 1	0 1 1				
34 Brad Davison	G 35:22	1-10	1-7	1-2	2 3 5	4 1	0 0 0 0	2 5				
33 Chris Vogt	05:51	0-1	0-0	0-0	2 0 2	2 0	0 0 1 0	0 0 -2				
11 Lorne Bowman II	11:03	2-5	1-2	0-0	0 0 0	1 0	5 0 1 0	0 0 11				
14 Carter Gilmore	11:20	1-1	0-0	2-2	1 0 1	2 1	4 0 0 0	0 0 5				
20 Ben Carlson	09:51	0-1	0-0	0-1	1 3 4	1 1	0 0 1 0	0 0 -4				
Team					1 1 2	0	0	0				
Totals	21:56	31-62	16-18	12 22	34 19	21 61	4 8 3 4	5 6 6				

Technical Fouls: NONE

Saint Mary's (CA) - 55												
Record: 6-1												
NO. Name	Min	FG M-A	3P M-A	FT M-A	Rebounds OR DR TOT	Fouls PF FO	TP AS TO ST	Blocks BS BA +/-				
11 Matthias Tass	F 25:11	3-10	0-0	2-2	2 5 7	2 6	8 1 1 1	0 1 5				
14 Kyle Bowen	F 25:02	1-5	1-5	0-0	1 4 5	4 1	3 0 1 0	1 0 -3				
0 Logan Johnson	G 34:36	6-12	0-1	0-0	2 3 5	4 1	12 1 3 1	0 1 -9				
12 Tommy Kuhse	G 29:54	3-5	0-1	2-4	1 4 5	4 3	8 3 5 1	0 0 1				
44 Alex Ducas	G 38:03	4-9	2-5	3-4	1 2 3	2 2	13 1 0 0	1 -5				
10 Mitchell Saxen	03:17	0-1	0-0	0-0	0 0 0	1 0	0 0 0 2	0 -3				
42 Dan Fotu	26:30	4-5	1-1	2-2	0 3 3	3 3	11 0 4 0	1 -11				
3 Augustus Marciulonis	15:02	0-2	0-1	0-0	0 0 0	1 3	0 2 1 0	0 -3				
5 Jabe Mullins	02:25	0-1	0-0	0-0	1 1 0	0 0	2 0 0 0	0 -2				
Team					2 2 4	0	0	1				
Totals	21:50	41-85	9-12	9 24	33 21	19 55	9 16 3 5	4 -6				

Technical Fouls: NONE

Period by Period Scoring												
1st	13	2nd	7	3rd	16	4th	19	TOT	55			
1st	13	2nd	7	3rd	16	4th	19	TOT	55			
1st	13	2nd	7	3rd	16	4th	19	TOT	55			
1st	13	2nd	7	3rd	16	4th	19	TOT	55			

NOTES: Wisconsin claimed its first-ever Maui Invitational championship...UW became the 6th Big Ten school to win the Maui Invite and first since Illinois in 2012... UW erased a 10-point second half deficit (37-27, 15:58 2H), its largest second-half comeback since beating NC State in 2018 after trailing by 12 with 19:01 left... tournament MVP **Johnny Davis** scored 71 points in 3 tourney games (23.7 ppg), breaking Wisconsin's Maui tournament record of 48 set by Trevon Hughes (2009) and Ethan Happ (2016)...**Tyler Wahl** joined Davis on the all-tournament team.

GAME 7: #23 WISCONSIN 70, GEORGIA TECH 66

Dec. 1, 2021 • Atlanta • McCamish Pavilion



Official Basketball Box Score - Final
Wisconsin at Georgia Tech
12/01/21 McCamish Pavilion, Atlanta
2021-22 Men's Basketball

Game Time: 9:15 PM
Game Duration: 2:04
Attendance: 6,302
Officials: Ron Groover, Lee Cassell, Pat Dussau

Wisconsin - 70												
Record: 6-1												
NO. Name	Min	FG M-A	3P M-A	FT M-A	Rebounds OR DR TOT	Fouls PF FO	TP AS TO ST	Blocks BS BA +/-				
5 Tyler Wahl	F 33:08	4-8	0-0	1-3	0 3 3	2 2	9 1 0 1	2 1 2				
22 Steven Crowl	F 27:37	2-7	0-3	1-2	1 3 4	4 3	5 0 1 1	0 0 -11				
1 Johnny Davis	G 36:57	4-9	2-4	5-8	2 4 6	2 5	15 5 1 0	0 0 -2				
23 Chucky Hepburn	G 32:14	1-6	1-5	4-4	0 1 1	2 3	7 3 2 1	1 1 5				
34 Brad Davison	G 36:57	9-16	5-9	4-5	0 1 1	2 5	27 3 1 0	0 1 10				
33 Chris Vogt	12:05	0-2	0-0	0 0 3	4 7 4	1 0	1 0 0 0	0 15				
11 Lorne Bowman II	07:46	2-3	1-2	0-0	0 2 2	1 0	5 0 0 0	0 0 -1				
14 Carter Gilmore	05:47	0-0	0-0	0 0 1	1 1 0	0 0	0 0 0 0	0 0 8				
0 Jahcobi Neath	06:06	1-3	0-1	0-0	0 0 0	0 1	2 0 0 0	0 0 0				
20 Ben Carlson	01:23	0-0	0-0	0-0	0 0 0	0 0	0 0 0 0	0 0 -6				
Team					2 1 3	0	0	0				
Totals	23:54	9-24	15-22	8 20	28 18	20 70	13 8 4 5	3 4 4				

Shooting By Period		
1 st	FG%	9-26 34.6%
	3PT%	6-14 42.9%
	FT%	8-12 66.7%
2 nd	FG%	14-28 50.0%
	3PT%	3-10 30.0%
	FT%	7-10 70%
GM	FG%	23-54 42.6%
	3PT%	9-24 37.5%
	FT%	15-22 68.2%

GAME 9: #22 WISCONSIN 64, INDIANA 59

Dec. 8, 2021 • Madison, Wis. • Kohl Center



Official Basketball Box Score - Final
Indiana at Wisconsin
12/08/21 Kohl Center, Madison
2021-22 Men's Basketball

Game Time: 6:00 PM
Game Duration: 2:03
Attendance: 16,013

Officials: D.J. Garstensen, Courtney Green, Rob Kuenen

Indiana - 59

Record: 7-2 (1-1)

NO. Name	Min	FG	3P	FT	Rebounds	Fouls	TP	AS	TO	ST	Blocks	BS	BA	+
12 Miller Kopp	F 28:37	3-6	1-1	0-0	0 1 1	2 0	7	0	1	0	0	1	0	
23 Trayce Jackson-Davis	F 30:39	4-10	0-0	1-2	3 3 6	1 3	9	1	0	0	1	1	-11	
25 Race Thompson	F 29:45	6-11	0-1	0-0	4 5 9	3 1	12	1	0	1	0	1	-13	
0 Xavier Johnson	G 27:11	4-16	0-1	2-6	1 6 7	4 6	10	7	3	0	0	2	-1	
45 Parker Stewart	G 26:03	3-7	3-5	0-0	1 3 4	4 0	9	1	0	1	0	1	-11	
22 Jordan Geronimo	10:02	0-2	0-1	3-4	2 3 5	1 2	3	1	1	0	2	0	9	
53 Tamar Bates	16:53	1-3	1-2	0-0	0 2 2	1 0	3	1	2	0	0	0	9	
2 Michael Durr	09:21	2-3	0-0	0-0	0 1 1	0 0	4	0	1	0	0	0	9	
1 Rob Phinisee	12:49	1-4	0-2	0-1	1 3 4	1 3	2	2	1	0	0	0	-4	
3 Anthony Leal	08:40	0-0	0-0	0-0	0 0 0	2 0	0	0	0	1	0	0	-9	
Team					2 3 5									
Totals	24:62	5-13	6-13	14	30	44	19	15	59	14	9	2	4	6 -5

Technical Fouls: NONE

Shooting By Period	1st FG%	2nd FG%	3rd FG%	4th FG%	5th FG%
1st FG%	17-31 54.8%				
3PT%	5-8 62.5%				
FT%	3-4 75%				
2nd FG%	7-31 22.6%				
3PT%	0-5 0.0%				
FT%	3-9 33.3%				
GM FG%	24-62 38.7%				
3PT%	5-13 38.5%				
FT%	6-13 46.2%				
Dead Ball Rebounds:	1, 0				

Wisconsin - 64

Record: 8-1 (1-0)

NO. Name	Min	FG	3P	FT	Rebounds	Fouls	TP	AS	TO	ST	Blocks	BS	BA	+
5 Tyler Wahl	F 27:27	2-7	0-1	3-4	3 9 12	2 2	7	3	0	1	3	1	12	
22 Steven Crowl	F 19:04	2-6	1-2	0-0	0 0 0	4 0	5	3	0	1	0	1	-8	
1 Johnny Davis	G 36:45	8-17	1-3	6-7	1 8 9	1 8	23	1	3	0	1	0	4	
23 Chucky Heppburn	G 25:33	0-4	0-3	4-4	0 2 2	4 4	1	0	0	2	0	0	6	
34 Brad Davison	G 33:55	3-12	2-7	0-0	0 4 4	1 2	8	3	1	1	0	2	7	
14 Carter Gilmore	04:01	1-2	0-1	0-0	0 0 0	0 0	2	0	0	0	0	0	-6	
33 Chris Vogt	20:56	4-6	0-0	1-1	4 2 6	2 2	9	1	0	1	0	0	13	
2 Jordan Davis	12:17	1-4	1-4	0-0	0 1 1	1 0	3	0	0	0	0	0	-4	
20 Ben Carlson	20:02	1-4	0-2	1-2	2 2 4	1 2	3	0	0	0	0	0	1	
Team					1 2 3									
Totals	22:62	5-23	15-18	11	30	41	15	19	64	12	4	4	6 4 5	

Technical Fouls: NONE

Biggest lead	IU	UW
Best Scoring Run	12 (1 st 8:44)	11 (2 nd 0:13)
Lead Changes	2	
Times Tied	2	
Time with Lead	34:26	03:01

Points from Turnovers	IU	UW
Paint	30	22
Second Chance	16	11
Fast Breaks	14	6
Bench	12	17

Period by Period Scoring	1st	2nd	TOT
IU	42	17	59
UW	25	39	64

NOTES: Wisconsin overcame a 22-pt deficit, trailing 42-20 in the 1H, matching the largest comeback in program history...the Badgers limited Indiana to just 17 2H points. IU shot just 22.6% FG in the 2H (0-5 3FG)...UW allowed 3pts the final 8:59 of the game, including 0 points the final 3:00...**Johnny Davis** led UW with 23 pts, his 5th game with at 20+ pts this season...Davis also grabbed 9 reb, matching his career high....**Tyler Wahl** grabbed a season-high 12 reb, plus 7 pts, 3 ast, 3 blk and 1 stl...**Chris Vogt** posted season highs with 9 pts and 6 reb...**Brad Davison** finished with 8 pts, 4 reb and 3 ast.

GAME 10: #21 OHIO STATE 73, #22 WISCONSIN 55

Dec. 8, 2021 • Madison, Wis. • Kohl Center



Official Basketball Box Score - Final
Wisconsin at Ohio State
12/11/21 Value City Arena, Columbus, Ohio
Ohio State vs. Wisconsin

Game Time: 12:00 PM
Game Duration: 1:52
Attendance: 13,866

Officials: Rob Riley, Donnie Epley, Bill Ek

Wisconsin - 55

Record: 8-2 (1-1)

NO. Name	Min	FG	3P	FT	Rebounds	Fouls	TP	AS	TO	ST	Blocks	BS	BA	+
5 Tyler Wahl	F 23:04	1-7	0-3	1-1	0 1 1	3 2	3	2	2	1	1	0	-4	
22 Steven Crowl	F 22:38	0-3	0-2	0-0	1 1 2	3 0	0	0	0	3	0	0	-15	
1 Johnny Davis	G 36:12	11-22	2-7	0-0	1 6 7	4 3	24	3	1	3	0	1	-19	
23 Chucky Heppburn	G 32:55	2-8	1-5	0-0	0 3 3	1 0	5	1	1	1	0	1	-13	
34 Brad Davison	G 27:40	4-12	3-6	2-2	0 5 5	3 2	13	0	1	0	0	1	-13	
20 Ben Carlson	13:36	0-3	0-2	1-2	0 2 2	1 2	1	0	0	0	0	0	-17	
33 Chris Vogt	17:22	3-6	0-0	1-3	0 2 2	4 3	7	0	0	1	3	0	-3	
2 Jordan Davis	15:46	1-2	0-0	0-1	1 1 2	0 1	2	0	0	1	1	1	-7	
0 Jahcobi Neath	05:54	0-1	0-0	0-0	0 1 1	0 1	0	1	0	0	0	0	-2	
35 Markus Iler	02:53	0-1	0-1	0-0	0 0 0	0 0	0	0	0	0	0	0	3	
Team					2 1 3									
Totals	22:65	6-26	5-9	5	23	28	19	14	55	7	8	7	5 4 -18	

Technical Fouls: NONE

Shooting By Period	1st FG%	2nd FG%	3rd FG%	4th FG%	5th FG%
1st FG%	12-31 38.7%				
3PT%	4-13 30.8%				
FT%	1-2 50%				
2nd FG%	10-34 29.4%				
3PT%	2-13 15.4%				
FT%	4-7 57.1%				
GM FG%	22-65 33.8%				
3PT%	6-26 23.1%				
FT%	5-9 55.6%				
Dead Ball Rebounds:	1, 0				

Ohio State - 73

Record: 9-2 (2-0)

NO. Name	Min	FG	3P	FT	Rebounds	Fouls	TP	AS	TO	ST	Blocks	BS	BA	+
10 Justin Ahrens	F 26:40	1-4	1-4	2-2	0 4 4	2 1	5	1	0	0	0	0	13	
23 Zed Key	F 22:45	5-7	0-0	1-3	1 8 9	1 5	11	2	0	0	1	1	14	
32 E.J. Liddell	F 30:56	11-16	1-3	5-7	4 5 9	1 7	28	4	2	1	2	1	20	
22 Malaki Branham	G 13:54	0-2	0-0	0-0	0 2 2	1 0	0	0	4	0	0	0	5	
55 Jamari Wheeler	G 30:08	4-9	1-4	0-0	0 5 5	1 2	9	5	2	1	0	1	11	
0 Meechie Johnson Jr.	19:01	3-8	2-3	0-0	0 2 2	0 0	8	2	1	1	1	1	5	
25 Kyle Young	23:18	2-6	0-2	1-1	1 13 14	3	5	0	1	1	0	0	9	
50 Joey Brunk	02:21	0-0	0-0	0-0	0 0 0	0 0	0	0	0	0	0	0	-3	
2 Cedric Russell	18:52	3-6	1-3	0-0	0 1 1	2 0	7	1	4	0	0	1	23	
3 Eugene Brown III	10:45	0-0	0-0	0-0	1 0 1	4 1	0	0	0	0	0	0	1	
1 Jimmy Sotos	00:40	0-0	0-0	0-0	0 0 0	0 0	0	0	0	0	0	0	-4	
42 Harrison Hooklin	00:40	0-0	0-0	0-0	0 0 0	1 0	0	0	0	0	0	0	-4	
Team					1 1 2									
Totals	29:58	6-19	9-13	8	41	49	14	19	73	15	14	4	4 5 18	

Technical Fouls: NONE

Biggest lead	WIS	OSU
Best Scoring Run	8 (1 st 11:47)	23 (2 nd 0:40)
Lead Changes	2	
Times Tied	2	
Time with Lead	07:06	30:19

Points from Turnovers	WIS	OSU
Paint	24	32
Second Chance	2	11
Fast Breaks	8	14
Bench	10	20

GAME 11: WISCONSIN 71, NICHOLLS 68

Dec. 15, 2021 • Madison, Wis. • Kohl Center



Official Basketball Box Score - Final
Nicholls St. at Wisconsin
12/15/21 Kohl Center, Madison, WI
2021-22 Men's Basketball

Game Time: 7:01 PM
Game Duration: 2:06
Attendance: 15,752

Officials: Steve Munkins, Donnie Epley, Brooks Wells

Nicholls St. - 68

Record: 7-4

NO. Name	Min	FG	3P	FT	Rebounds	Fouls	TP	AS	TO	ST	Blocks	BS	BA	+
1 Emmanuel Little	F 23:29	1-3	0-1	0-0	1 2 3	4 2	2	0	1	0	2	0	-4	
35 Ryghe Lyons	C 19:40	2-7	0-1	0-0	1 1 2	5 0	4	2	1	0	3	1	2	
0 Ty Gordon	G 29:42	10-25	4-11	2-2	0 2 2	4 2	26	2	1	0	0	1	-5	
5 Pierce Spencer	G 33:55	1-3	1-2	0-0	2 5 7	3 0	3	0	1	0	0	0	0	
14 Devante Carter	G 32:30	7-12	0-2	1-4	0 4 4	3 6	15	2	1	1	0	0	2	
13 Mekhi Collins	07:54	1-1	0-0	0-0	0 0 0	3 0	2	0	0	0	0	0	1	
22 Manny Little	28:29	3-4	0-1	0-2	5 10 15	2 3	6	1	5	1	0	0	-2	
11 Latrell Jones	12:24	2-2	0-0	0-0	1 1 2	0 0	4	0	1	1	0	0	-5	
4 Caleb Huffman	11:57	3-5	0-1	0-0	0 1 1	0 1	6	0	1	0	0	0	-4	
Team					0 0 0									
Totals	30:62	5-19	3-8	10	26	36	24	14	68	7	12	3	5 2 -3	

Technical Fouls: NONE

Shooting By Period	1st FG%	2nd FG%	3rd FG%	4th FG%	5th FG%
1st FG%	17-30 56.7%				
3PT%	2-8 25.0%				
FT%	1-2 50%				
2nd FG%	13-32 40.6%				
3PT%	3-11 27.3%				
FT%	2-6 33.3%				
GM FG%	30-62 48.4%				
3PT%	5-19 26.3%				
FT%	3-8 37.5%				
Dead Ball Rebounds:	4, 2				

Wisconsin - 71

Record: 9-2

NO. Name	Min	FG M-A	3P M-A	FT M-A	Rebounds CR OR TB	Fouls FOULS	TP	AS	TO	ST	Blocks BLK	BS	BA
5 Tyler Wahl	F 31:25	4-8	0-2	4-6	0 4 4	2 4	12	2	3	1	0	0	-4
22 Steven Crowl	F 14:15	2-6	0-2	1-2	1 3 4	0 2	5	1	1	0	1	2	-8
0 Jahcobi Neath	G 26:44	3-6	1-1	2-2	2 5 7	3 1	9	2	0	1	1	1	6
23 Chucky Heppburn	G 32:17	3-8	0-3	3-4	0 0 0	1 4	9	1	2	2	0	0	-8
34 Brad Davison	G 35:09	5-12	4-9	1-2	0 1 5	4 4	19	2	1	1	0	0	5
11 Lorne Bowman II	13:37	1-2	1-2	1-3	0 3 3	0 2	4	0	1	0	0	0	8
20 Ben Carlson	09:30	2-5	0-1	0-0	2 2 4	0 1	4	0	0	0	0	1	11
33 Chris Vogt	25:25	4-7	0-0	1-3	4 3 7	2 5	9	0	1	0	1	1	13
2 Jordan Davis	07:19	0-1	0-1	0-0	0 0 0	0 0	1	0	0	0	0	0	-2
14 Carter Gilmore	04:19	0-0	0-0	0-0	0 0 0	1 1	0	0	0	0	0	0	-6
Total					0 1 1	0	0	0	0	0	0	0	
Totals	24-55	6-21	17-27	10 23 33	14 24	71	10	8	6	2	5	3	

SPECIAL STATISTICS

Game	Pts off T/O (Wis / Opp)	Pts in Paint (Wis / Opp)	2nd Chance Pts (Wis / Opp)	Fast Break Pts (Wis / Opp)	Bench Pts (Wis / Opp)
11/09/21 - ST. FRANCIS BKN	21 / 19	36 / 26	11 / 4	13 / 1	29 / 21
11/12/21 - GREEN BAY	16 / 4	32 / 12	25 / 9	8 / 4	19 / 26
11/15/21 - PROVIDENCE	16 / 5	22 / 22	6 / 19	4 / 11	6 / 9
11/22/21 - vs. Texas A&M	22/ 14	26 / 16	15 / 5	5 / 13	6 / 24
11/23/21 - vs. Houston	11 / 8	26 / 26	2 / 6	5 / 7	6 / 23
11/24/21 - vs. Saint Mary's	13 / 7	26 / 34	9 / 10	0 / 2	9 / 11
12/01/21 - at Georgia Tech	11 / 5	24 / 24	11 / 10	5 / 10	7 / 11
12/04/21 - MARQUETTE	12 / 13	34 / 34	12 / 5	9 / 8	9 / 40
12/08/21 - INDIANA	15 / 7	22 / 30	11 / 16	6 / 14	17 / 12
12/11/21 - at Ohio State	11 / 9	24 / 32	2 / 11	8 / 14	10 / 20
12/15/21 - NICHOLLS	11 / 9	32 / 40	13 / 2	2 / 4	17 / 18
RUNNING TOTAL	159 / 100	304 / 296	114 / 97	65 / 88	129 / 206
PER GAME AVERAGE	14.5 / 9.1	27.6 / 26.9	10.4 / 8.8	5.9 / 8.0	11.7 / 18.7

TEAM SUPERLATIVES

WISCONSIN

HIGH

LOW

• Points	89	MARQUETTE (12/4/21)	55	at Ohio State (12/11/21)
• First-Half Points	42	ST. FRANCIS BROOKLYN (11/9/21)	23	PROVIDENCE (11/15/21)
• Second-Half Points	55	MARQUETTE (12/4/21)	25	vs. Houston (11/23/21)
• Field Goals Made	31	MARQUETTE (12/4/21)	20	PROVIDENCE (11/15/21)
• Field Goal Attempts	66	ST. FRANCIS BROOKLYN (11/9/21)	49	vs. Houston (11/23/21)
• Field Goal Percentage	.508 (31-61)	MARQUETTE (12/4/21)	.328 (20-61)	PROVIDENCE (11/15/21)
• 3-Point Field Goals Made	10	2x; MR MARQUETTE (12/4/21)	3	vs. Saint Mary's (11/24/21)
• 3-Point Field Goal Attempts	27	PROVIDENCE (11/15/21)	12	vs. Saint Mary's (11/24/21)
• 3-Point Field Goal Pct. (min. 10 att.)	.455 (10-22)	ST. FRANCIS BROOKLYN (11/9/21)	.185 (5-27)	PROVIDENCE (11/15/21)
• Free Throws Made	19	GREEN BAY (11/12/21)	5	at Ohio State (12/11/21)
• Free Throw Attempts	27	NICHOLLS (12/15/21)	9	at Ohio State (12/11/21)
• Free Throw Pct. (min. 12 att.)	.905 (19-21)	GREEN BAY (11/12/21)	.630 (17-27)	NICHOLLS (12/15/21)
• Offensive Rebounds	18	GREEN BAY (11/12/21)	2	vs. Houston (11/23/21)
• Defensive Rebounds	33	ST. FRANCIS BROOKLYN (11/9/21)	20	at Georgia Tech (12/1/21)
• Total Rebounds	50	GREEN BAY (11/12/21)	28	3x; MR at Ohio State (12/11/21)
• Fouls	19	4x; MR at Ohio State (12/11/21)	10	ST. FRANCIS BROOKLYN (11/9/21)
• Assists	14	MARQUETTE (12/4/21)	4	vs. Saint Mary's (11/24/21)
• Turnovers	12	ST. FRANCIS BROOKLYN (11/9/21)	4	INDIANA (12/8/21)
• Steals	10	GREEN BAY (11/12/21)	4	3x; MR INDIANA (12/8/21)
• Blocked Shots	6	2x; MR INDIANA (12/8/21)	2	NICHOLLS (12/15/21)

OPPONENT

HIGH

LOW

• Points	76	MARQUETTE (12/4/21)	34	GREEN BAY (11/12/21)
• First-Half Points	42	INDIANA (12/8/21)	15	GREEN BAY (11/12/21)
• Second-Half Points	45	MARQUETTE (12/4/21)	17	INDIANA (12/8/21)
• Field Goals Made	30	NICHOLLS (12/15/21)	12	GREEN BAY (11/12/21)
• Field Goal Attempts	63	ST. FRANCIS BROOKLYN (11/9/21)	49	vs. Texas A&M (11/22/21)
• Field Goal Percentage	.484 (30-62)	NICHOLLS (12/15/21)	.235 (12-51)	GREEN BAY (11/12/21)
• 3-Point Field Goals Made	10	vs. Texas A&M (11/22/21)	3	GREEN BAY (11/12/21)
• 3-Point Field Goal Attempts	26	2x; MR MARQUETTE (12/4/21)	13	INDIANA (12/8/21)
• 3-Point Field Goal Pct. (min. 10 att.)	.391 (9-23)	vs. Houston (11/23/21)	.188 (3-16)	GREEN BAY (11/12/21)
• Free Throws Made	16	at Georgia Tech (12/1/21)	3	2x; MR NICHOLLS (12/15/21)
• Free Throw Attempts	20	at Georgia Tech (12/1/21)	4	ST. FRANCIS BROOKLYN (11/9/21)
• Free Throw Pct. (min. 10 att.)	.800 (16-20)	at Georgia Tech (12/1/21)	.462 (6-13)	INDIANA (12/8/21)
• Offensive Rebounds	14	INDIANA (12/8/21)	5	vs. Texas A&M (11/22/21)
• Defensive Rebounds	41	at Ohio State (12/11/21)	22	GREEN BAY (11/12/21)
• Total Rebounds	49	at Ohio State (12/11/21)	29	vs. Texas A&M (11/22/21)
• Fouls	24	NICHOLLS (12/15/21)	14	at Ohio State (12/11/21)
• Assists	15	at Ohio State (12/11/21)	5	ST. FRANCIS BROOKLYN (11/9/21)
• Turnovers	16	2x; MR vs. Saint Mary's (11/24/21)	9	INDIANA (12/8/21)
• Steals	8	ST. FRANCIS BROOKLYN (11/9/21)	2	INDIANA (12/8/21)
• Blocked Shots	6	PROVIDENCE (11/15/21)	2	vs. Houston (11/23/21)

MISCELLANEOUS

HIGH

SECOND-HIGHEST

• UW's Largest Deficit Overcome in Win	22 (42-20, 1:17 1H) INDIANA (12/8/21)	16 (10-26, 12:04 1H) vs. Texas A&M (11/22/21)
• UW's Largest Deficit Overcome in Win (2nd Half/OT)	17 (42-25, 19:43 2H) INDIANA (12/8/21)	12 (42-30, 18:40 2H) NICHOLLS (12/15/21)
• UW's Largest Lead Surrendered in Loss	8 (17-9, 11:47 1H) at Ohio State (12/11/21)	6 (18-12, 9:11 1H) PROVIDENCE (11/15/21)
• UW's Largest Lead Surrendered in Loss (2nd Half/OT)	--	--
• UW's Largest Halftime Lead	24 GREEN BAY (11/12/21)	21 ST. FRANCIS BROOKLYN (11/9/21)
• UW's Largest Halftime Deficit	17 INDIANA (12/8/21)	11 PROVIDENCE (11/15/21)
• UW's Largest Lead	45 (69-24, 5:07 2H) GREEN BAY (11/12/21)	32 (65-33, 8:33 2H) ST. FRANCIS BROOKLYN (11/9/21)
• UW's Largest Deficit	22 (42-20, 1:17 1H) INDIANA (12/8/21)	16 (10-26, 12:04 1H) vs. Texas A&M (11/22/21)

INDIVIDUAL SUPERLATIVES

WISCONSIN

HIGH

SECOND-HIGHEST

• Points	30	Johnny Davis (Houston - 11/23/21)	27	Brad Davison (at Georgia Tech - 12/1/21)
• First-Half Points	18	Johnny Davis (Houston - 11/23/21)	14	3x; MR Davison (MARQUETTE - 12/4/21)
• Second-Half Points	14	2x; MR Davison (MARQUETTE - 12/4/21)	12	3x; MR DAVIS (INDIANA - 12/8/21)
• Field Goals Made	11	Johnny Davis (at Ohio State - 12/11/21)	10	Johnny Davis (Houston - 11/23/21)
• Field Goal Attempts	22	Johnny Davis (at Ohio State - 12/11/21)	18	2x; MR Davis (Houston - 11/23/21)
• Field Goal Percentage (min. 5 made)	.667 (6-9)	2x; MR Crowl (MARQUETTE - 12/4/21)	.643 (9-14)	Johnny Davis (MARQUETTE - 12/4/21)
• 3-Point Field Goals Made	5	Brad Davison (at Georgia Tech - 12/1/21)	4	3x; MR Davison (NICHOLLS - 12/15/21)
• 3-Point Field Goal Attempts	11	2x; MR Davison (Texas A&M - 11/22/21)	9	2x; MR Davison (NICHOLLS - 12/15/21)
• 3-Point Field Goal Pct. (min. 2 made)	.750 (3-4)	Lorne Bowman II (SF BROOKLYN - 11/9/21)	.666 (2-3)	2x; MR Crowl (MARQUETTE - 12/4/21)
• Free Throws Made	8	Brad Davison (PROVIDENCE - 11/15/21)	6	5x; MR Davis (INDIANA - 12/8/21)
• Free Throw Attempts	10	Brad Davison (PROVIDENCE - 11/15/21)	8	2x; MR Davis (MARQUETTE - 12/4/21)
• Free Throw Pct. (min. 5 made)	1.000 (6-6)	3x; MR Wahl (Saint Mary's - 11/24/21)	1.000 (5-5)	Johnny Davis (Saint Mary's - 11/24/21)
• Offensive Rebounds	4	2x; MR Vogt (NICHOLLS - 12/15/21)	3	7x; MR Wahl (INDIANA - 12/8/21)
• Defensive Rebounds	9	Tyler Wahl (INDIANA - 12/8/21)	8	Johnny Davis (INDIANA - 12/8/21)
• Total Rebounds	12	Tyler Wahl (INDIANA - 12/8/21)	9	3x; MR Davis (INDIANA - 12/8/21)
• Fouls	5	Brad Davison (NICHOLLS - 12/15/21)	4	13x; MR 2 Players (at Ohio State - 12/11/21)
• Assists	6	Chucky Hepburn (MARQUETTE - 12/4/21)	5	2x; MR Davis (at Georgia Tech - 12/1/21)
• Turnovers	4	Johnny Davis (at Georgia Tech - 12/1/21)	3	6x; MR Wahl (NICHOLLS - 12/15/21)
• Steals	4	2x; MR Davis (Houston - 11/23/21)	3	5x; MR Crowl (at Ohio State - 12/11/21)
• Blocked Shots	4	Tyler Wahl (Saint Mary's - 11/24/21)	3	2x; MR Vogt (at Ohio State - 12/11/21)

OPPONENT

HIGH

SECOND-HIGHEST

• Points	33	Michael Devoe (at Georgia Tech - 12/1/21)	28	E.J. Liddell (at Ohio State - 12/11/21)
• First-Half Points	17	Michael Devoe (at Georgia Tech - 12/1/21)	16	Nate Watson (PROVIDENCE - 11/15/21)
• Second-Half Points	16	Michael Devoe (at Georgia Tech - 12/1/21)	15	Kyler Edwards (Houston - 11/23/21)
• Field Goals Made	11	3x; MR Liddell (at Ohio State - 12/11/21)	10	Ty Gordon (NICHOLLS - 12/15/21)
• Field Goal Attempts	25	Ty Gordon (NICHOLLS - 12/15/21)	20	Michael Devoe (at Georgia Tech - 12/1/21)
• Field Goal Percentage (min. 5 made)	.733 (11-15)	Nate Watson (PROVIDENCE - 11/15/21)	.727 (8-11)	Patrick Emilien (SF BROOKLYN - 11/9/21)
• 3-Point Field Goals Made	6	Kyler Edwards (Houston - 11/23/21)	5	Michael Devoe (at Georgia Tech - 12/1/21)
• 3-Point Field Goal Attempts	11	Ty Gordon (NICHOLLS - 12/15/21)	10	Michael Devoe (at Georgia Tech - 12/1/21)
• 3-Point Field Goal Pct. (min. 3 made)	.750 (6-8)	Kyler Edwards (Houston - 11/23/21)	.600 (3-5)	3x; MR Stewart (INDIANA - 12/8/21)
• Free Throws Made	6	Michael Devoe (at Georgia Tech - 12/1/21)	5	2x; MR Liddell (at Ohio State - 12/11/21)
• Free Throw Attempts	8	Rodeny Howard (at Georgia Tech - 12/1/21)	7	2x; MR Liddell (at Ohio State - 12/11/21)
• Free Throw Pct. (min. 5 made)	.857 (6-7)	Michael Devoe (at Georgia Tech - 12/1/21)	.714 (5-7)	E.J. Liddell (at Ohio State - 12/11/21)
• Offensive Rebounds	5	Manny Littles (NICHOLLS - 12/15/21)	4	3x; MR Liddell (at Ohio State - 12/11/21)
• Defensive Rebounds	13	Kyle Young (at Ohio State - 12/11/21)	10	Manny Littles (NICHOLLS - 12/15/21)
• Total Rebounds	15	Manny Littles (NICHOLLS - 12/15/21)	14	Kyle Young (at Ohio State - 12/11/21)
• Fouls	5	3x; MR Lyons (NICHOLLS - 12/15/21)	4	14x; MR 2 Players (NICHOLLS - 12/15/21)
• Assists	8	Tyler Kolek (MARQUETTE - 12/4/21)	7	2x; MR Johnson (INDIANA - 12/8/21)
• Turnovers	6	Justin Lewis (MARQUETTE - 12/4/21)	5	3x; MR Littles (NICHOLLS - 12/15/21)
• Steals	3	3x; MR Coleman (at Georgia Tech - 12/1/21)	2	2 Aggies (Texas A&M - 11/22/21)
• Blocked Shots	3	2x; MR Lyons (NICHOLLS - 12/15/21)	2	9x; MR Little (NICHOLLS - 12/15/21)

THE LAST TIME WISCONSIN...

Wisconsin Team

UW ranked No. 1 in AP Top 25: Feb. 21, 2007
UW ranked in AP Top 25: No. 24 (12/20/21)
UW ranked in USA Today Coaches Poll: No. 24 (12/20/21)
Played AP No. 1-ranked opponent: Win vs. Villanova, 65-62 (3/18/17)
Defeated AP No. 1-ranked opponent: Villanova, 65-62 (3/18/17)
Played AP No. 2-ranked opponent: Win vs. Michigan, 64-54 (1/19/19)
Defeated opponent ranked 3-10 by AP: No. 5 Ohio State, 61-57 (1/3/20)
Defeated opponent ranked 11-25 by AP: No. 12 Houston, 65-63 (11/23/21)
Defeated AP Top 25 opponent on the road: No. 12 Michigan State, 85-76 (12/25/20)

Scoring

Scored 20 or more points: Johnny Davis (24) at Ohio State (12/11/21)
Scored 30 or more points: 30, Johnny Davis vs. Houston (11/23/21)
Scored 40 or more points: 43, Frank Kaminsky vs. North Dakota (11/19/13)
Two or more Badgers scored 30 points, same game: Joe Franklin (31) and Chuck Nagle (30) vs. Purdue (3/2/68) — only other time this happened in school history was Jack Brens (31) and Ken Siebel (31) vs. Utah (12/28/62)
Two or more Badgers scored 20 points, same game: Brad Davison (29) and D'Mitrik Trice (21) vs. North Carolina (3/19/21)
Three or more Badgers scored 20 points, same game: Jon Leuer (24), Josh Gasser (21), Jordan Taylor (20), vs. PVAMU (11/14/10)
Scored 20 points in one half: D'Mitrik Trice (25 in 2nd) vs. Illinois (2/27/21)
Scored 20 points/two straight games: Johnny Davis (23 vs. Indiana, 12/8/21; and 25 vs. Marquette, 12/4/21; 24 at Ohio State, 12/11/21)
Scored 20 points/three straight games: Johnny Davis (23 vs. Indiana, 12/8/21; and 25 vs. Marquette, 12/4/21; 24 at Ohio State, 12/11/21)
Scored 20 points/four straight games: Jordan Taylor (28 vs. Indiana, 1/20/11; 22 vs. Illinois, 1/15/11; 21 at Michigan State, 1/11/11; 20 vs. Michigan, 1/5/11)
Scored 30 points/two straight games: Michael Finley (30 at Michigan, 1/29/94; 32 vs. Michigan State, 2/2/94)
No Badger scored in double figures: vs. Marquette (12/8/12)
One Badger scored in double figures: 23, Johnny Davis vs. Indiana (12/8/21)
Four players scored in double figures: Johnny Davis (25), Brad Davison (20), Steven Crowl (15) and Chucky Hepburn (15) vs. Marquette (12/4/21)
Five players scored in double figures: Brad Davison (15), Aleem Ford (11), Micah Potter (11), Nate Reuvers (11) and D'Mitrik Trice (10) at Purdue (3/2/21)
Six players scored in double figures: Reuvers (19), Davison (15), Ford (12), King (12), Trice (11) and Pritzl (10) vs. Green Bay (11/21/19)
UW Scored 70 or more points: 71, vs. Nicholls (12/15/21)
UW Scored 80 or more points: 89, vs. Marquette (12/4/21)
UW Scored 90 or more points: 92, vs. Arkansas-Pine Bluff (11/27/20)
UW Scored 100 or more points: 101, vs. Savannah State (12/13/18)

Field Goal Shooting

Shot 90 percent or better (min. 10 att.): .900 (9-10), Carlton McGee vs. Michigan (2/26/92)
UW shot 50 percent or better: .508, vs. Marquette (12/4/21)
UW shot 60 percent or better: .603, vs. Houston Baptist (11/17/18)
UW shot 70 percent or better: .744, vs. Army (12/30/79)
UW made 30 or more field goals: 31, vs. Marquette (12/4/21)
UW made 40 or more field goals: 42, vs. Iowa (3/9/94)
UW made 50 or more field goals: Has not happened
UW attempted 60 or more field goals: 65, at Ohio State (12/11/21)
UW attempted 70 or more field goals: 70, vs. Iowa (2/18/21)
UW attempted 80 or more field goals: 83, vs. Northwestern (1/28/95)
UW attempted 100 or more field goals: 102, vs. South Dakota (12/9/72)

3-Point Field Goal Shooting

Made 5 or more 3-point field goals: Brad Davison (5-7 3FG) vs. North Carolina (3/19/21)
UW shot 40 percent or better (min. 8 att.): .417 (10-24), vs. Marquette (12/4/21)
UW shot 50 percent or better (min. 8 att.): .522 (12-23) vs. Penn State (3/11/21)
UW shot 60 percent or better (min. 8 att.): .640 (16-25), vs. Louisville (12/19/20)
UW shot 70 percent or better (min. 8 att.): .727, at Indiana (2/25/10)
UW shot 80 percent or better (min. 8 att.): .889, vs. North Dakota St. (12/10/86)
UW shot 90 percent or better (min. 8 att.): .900, at Illinois (1/25/97)
UW made 10 or more 3-point field goals: 10, vs. Marquette (12/4/21)
UW made 15 or more 3-point field goals: 16, vs. Louisville (12/19/20)
UW attempted 30 or more 3-point field goals: 31, vs. Illinois (2/27/21)
UW attempted 40 or more 3-point field goals: 40, vs. Temple (12/3/01)

Double-Double / Triple-Double

Had a triple-double: Ethan Happ (13 pts, 12 reb, 11 ast) vs. Northwestern (1/26/19)
Had a double-double (Pts/Reb): Micah Potter (10 pts, 10 reb) vs. Baylor (3/21/21)
Had a double-double (Pts/Ast): Ethan Happ (10 p, 11 r, 12a) vs. Coppin St. (11/6/18)
Had a double-double (Ast/Reb): Ethan Happ (10p, 11r, 12a) vs. Coppin St. (11/6/18)
Had a double-double in consecutive games: Happ & Iverson, Two Straight (3/7 - 3/10)
Two with double-double: Potter (24 p, 13 r) & Davison (11 p, 13 r) at Penn State (1/11/20)

Free Throw Shooting

Perfect at the FT line (min. 10 att.): 10-10, Brad Davison vs. Illinois (1/19/18)
UW shot 80 percent or better (min. 12 att.): .889 (16-18), vs. Saint Mary's (11/24/21)
UW shot 90 percent or better (min. 12 att.): .900 (19-21), vs. Green Bay (11/12/21)
UW shot 100 percent (min. 12 att.): 15-15, vs. Nebraska (12/22/20)
UW made 20 or more free throws: 23, at Michigan State (12/25/20)
UW made 30 or more free throws: 30, vs. Minnesota (2/13/14)
UW made 40 or more free throws: 40, vs. Minnesota (1/12/53)
UW attempted 30 or more free throws: 30, at Michigan State (12/25/20)
UW attempted 40 or more free throws: 42, at Illinois (2/3/13)
UW attempted 50 or more free throws: 50, at Indiana (2/12/62)
UW attempted 60 or more free throws: 61, at Michigan (2/21/53)

Rebounds

Had 10+ rebounds: 12, Tyler Wahl vs. Indiana (12/8/21)
Had 15+ rebounds: 15, Tyler Wahl vs. Green Bay (12/1/20)
Had 20+ rebounds: 25, Joe Chrmelich vs. St. Mary's (12/2/76)
Had 30+ rebounds: 30, Paul Morrow vs. Purdue (1/3/53)
Had 10+ reb. in consecutive games: Happ & Iverson, Two Straight (3/7 - 3/10)
UW had 40+ rebounds: 44, vs. Indiana (12/8/21)
UW had 50+ rebounds: 50, vs. Green Bay (11/12/21)

Assists

Had 10 or more assists: 11, Ethan Happ vs. Northwestern (1/26/19)
Had 15 or more assists: Has not happened
UW had 20 or more assists: 22, vs. Louisville (12/19/20)
UW had 30 or more assists: 30, vs. Iowa (3/9/94)

Blocked Shots

Had 5 or more blocked shots: 9 Nate Reuvers vs. Eastern Illinois (11/8/19)
Had 10 or more blocked shots: Has not happened
UW had 10 or more blocked shots: 10 vs. Eastern Illinois (11/25/20)
UW had 15 or more blocked shots: Has not happened

Steals

Had 5 or more steals: 5, Ethan Happ vs. Maryland (2/19/17)
Had 10 or more steals: 10, Mike Kelley vs. Texas (12/7/99)
UW had 10 or more steals: 10, vs. Green Bay (11/12/21)
UW had 15 or more steals: 16, (2x) MR vs. California (12/2/12)

Turnovers

UW had 1 or fewer turnovers: 1, vs. Iowa (1/20/15)
UW had 5 or fewer turnovers: 4, vs. Indiana (12/8/21)
UW had 0 turnovers in a half: 0 in 1H, vs. Arkansas-Pine Bluff (11/27/20)
Opponent committed 15 or more turnovers: 16, vs. Saint Mary's (11/24/21)
Opponent committed 20 or more turnovers: 20, vs. Illinois (2/27/21)

Overtime

Won a game in overtime: 2OT vs. Indiana (80-73), 1/7/21
Lost a game in overtime: vs. Saint Mary's (65-63), 11/5/19
Played a 2-overtime game: win vs. Indiana (80-73), 1/7/21
Played a 3-overtime game: loss vs. Indiana (85-86), 2/16/87
Played in consecutive OT games: (3) vs. Iowa (2/6/13), vs. Mich. (2/9/13), at Minn. (2/14/13)

Miscellaneous

Hit a buzzer beater: vs. Xavier, 3/20/16 (Bronson Koenig hits 3PT in corner, UW 66-63)
Won after trailing by at least 10 pts in second half: 17 vs. Indiana, 12/8/21 (down 42-25, 19:43 remaining - won 64-59)
Won after trailing by at least 15 pts in second half: 17 vs. Indiana, 12/8/21 (down 42-25, 19:43 remaining - won 64-59)
UW scored 10 straight points or more: 16-0 (16:14 - 10:57 2H) vs. Nicholls (12/15/21)
UW scored 15 straight points or more: 16-0 (16:14 - 10:57 2H) vs. Nicholls (12/15/21)
UW held opp. scoreless 5:00 or longer: 6:02 (16:38 - 10:36 2H) vs. Nicholls (12/15/21)
UW held opp. scoreless for 8:00 or longer: 9:08 (17:52 - 8:44 1H) vs. Louisville (12/19/20)