



INSIDE MARQUETTE BASKETBALL



@MARQUETTEMBB



MARQUETTEMENSBB



MARQUETTE.BASKETBALL

Game #9 - Marquette (7-1, 0-0 BIG EAST) at Wisconsin (6-1, 0-0 Big Ten)

TIP-OFF: 11:30 a.m. CT

LOCATION: Kohl Center - Madison, WI

TV: FOX features the national broadcast, with Aaron Goldsmith (play-by-play) and Jim Jackson calling the action.

RADIO: 94.5 ESPN is the flagship of the MU Radio Network, with Steve "The Homer" True (play-by-play) and Tony Smith (analyst).

MU CONTACT INFO: Scott Kuykendall handles the communications duties for MU and can be reached at 414.807.3490 or scott.kuykendall@mu.edu.

The Marquette University men's basketball team (7-1, 0-0 BIG EAST) plays its first true road game of the season when it travels to No. 23/22 Wisconsin (6-1, 0-0 Big Ten) on Saturday, Dec. 4 for an 11:30 a.m. CT tip from the Kohl Center. FOX will feature the national television broadcast, with Aaron Goldsmith (play-by-play) and Jim Jackson (analyst) calling the action. Saturday's action will mark MU's third against a top-25 opponent and the squad will also take on No. 5/5 UCLA on Dec. 11 at Fiserv Forum after traveling to Kansas State (Dec. 8) for the BIG EAST/Big 12 Battle.

Series With Badgers Dates Back To 1917

Marquette's all-time series with Wisconsin dates back to 1917, with the first meeting coming in MU's second season of competition.

Wisconsin owns a 68-59 edge in the previous matchups, with each squad enjoying an extended run of success at various points in the series. Marquette's best streak came between 1969 and 1984 when the team claimed 15-straight wins and 19-of-21 overall.

MU has met only DePaul more times (129) than Wisconsin in program history.

The Golden Eagles have claimed four of the last six overall outings in the annual home-and-home series, highlighted by last year's 67-65 victory at the buzzer on a Justin Lewis rebound tip-in after a missed free throw with 0.9 seconds left at Fiserv Forum.

For nearly the entire Marquette program, Saturday's game will be an introduction to the I-94 rivalry. Only Greg Elliott and Justin Lewis has played against the Badgers with the Blue & Gold, with Darryl Morsell having the most experience (seven games) against UW after four years at fellow Big Ten member Maryland. The only two players to have seen game action at the Kohl Center are Elliott and Morsell.

Series Snapshot

Overall: Wisconsin leads 68-59

@ MU: Marquette leads 41-29

@ UW: Wisconsin leads 39-18

Neutral: --

LAST 10 MEETINGS

D 3, 2011 A #16 Marquette 61, #9 Wisconsin 54

D 8, 2012 H Marquette 60, Wisconsin 50

D 7, 2013 A #8 Wisconsin 70, Marquette 64

D 6, 2014 H #2 Wisconsin 49, Marquette 38

D 12, 2015 A Marquette 57, Wisconsin 55

D 10, 2016 H #17 Wisconsin 93, Marquette 84

D 9, 2017 A Marquette 82, Wisconsin 63

D 8, 2018 H Marquette 74, #12 Wisconsin 69-OT

N 17, 2019 A Wisconsin 77, Marquette 61

D 4, 2020 H Marquette 67, #4 Wisconsin 65

MU SCOREBOARD

DATE	OPPONENT	RESULT/TIME
Nov. 9	SIUE	FS2 W, 88-77
Nov. 12	New Hampshire	FS2 W, 75-70
Nov. 15 ^{10/10}	Illinois	FS1 W, 67-66
Shriner's Children's Charleston Classic		
Nov. 18	vs. Ole Miss	ESPN2 W, 78-72
Nov. 19	vs. West Virginia	ESPN2 W, 82-71
Nov. 21 ^{22/24}	vs. St. Bonaventure	ESPN L, 70-54
Nov. 27	Northern Illinois	FS2 W, 80-66
Nov. 30	Jackson State	CBSSN W, 83-54
Dec. 4 ^{23/22}	at Wisconsin	FOX 11:30 a.m.
Dec. 8	at Kansas State	ESPN2 8 p.m.
Dec. 11	UCLA	FOX 1:30 p.m.
Dec. 18	at Xavier *	FS1 3 p.m.
Dec. 21	UConn *	FS1 8 p.m.
Dec. 29	at St. John's *	CBSSN 7 p.m.
Jan. 1	Creighton *	FS1 11 a.m.
Jan. 4	Providence *	FS1 8 p.m.
Jan. 7	at Georgetown *	FS1 5:30 p.m.
Jan. 11	DePaul *	FS1 6 p.m.
Jan. 15	Seton Hall *	FS1 11 a.m.
Jan. 19	at Villanova *	CBSSN 7 p.m.
Jan. 23	Xavier *	FS1 1 p.m.
Jan. 26	at Seton Hall *	FS1 4 p.m.
Jan. 29	at Providence *	FS1 3:30 p.m.
Feb. 2	Villanova *	FS1 TBA
Feb. 8	at UConn *	FS1 5:30 p.m.
Feb. 12	at Butler *	FS1 3:30 p.m.
Feb. 16	Georgetown *	FS2 7 p.m.
Feb. 20	at Creighton *	FS1 2 p.m.
Feb. 26	Butler *	FOX 12 p.m.
Mar. 2	at DePaul *	CBSSN 8 p.m.
Mar. 5	St. John's *	TBA
BIG EAST Tournament		
Mar. 9	First Round	FS1 TBA
Mar. 10	Quarterfinals	FS1 TBA
Mar. 11	Semifinals	FS1 TBA
Mar. 12	Championship	FS1 TBA

* - Indicates BIG EAST Conference game
Top-25 rankings as of time game was played
All times are Central

Ighodaro Doubles Up For First Time

Forward Oso Ighodaro entered 2021-22 with six career points and rebounds in five appearances last season and quickly surpassed both of those totals with an increased role this year.

The Chandler, Arizona, native collected his first-career double-double (14 points, 11 rebounds) in the win over Jackson State and is also in possession of a 12-board effort against New Hampshire. He has knocked down 15-of-19 (78.9 percent) of his shots and is averaging 4.5 rebounds per game in just 16.1 minutes per night.

2021-22 Marquette Game Notes

Page 2

INJURY REPORT

PLAYER (INJURY)	STATUS
None	

MARQUETTE IN THE BIG EAST STATS

through games of 12/1/21

TEAM

SCORING OFFENSE:	6th (75.9)
SCORING DEFENSE:	8th (68.3)
FT PERCENTAGE:	8th (70.6)
FG PERCENTAGE:	8th (44.5)
ASSISTS:	2nd (16.0)
STEALS:	6th (7.4)
BLOCKED SHOTS:	7th (5.1)
FG Pct. DEFENSE:	9th (41.5)
OFFENSIVE REBOUNDS:	10th (8.8)
DEFENSIVE REBOUNDS:	6th (28.5)
3-PT FG's MADE:	5th (64)

INDIVIDUAL

SCORING

Justin Lewis	6th (16.1 ppg.)
Darryl Morsell	11th (15.3 ppg.)

REBOUNDING

Justin Lewis	5th (8.0 rpg.)
--------------	----------------

BLOCKED SHOTS

Kur Kuath	2nd (3.1 bpg.)
-----------	----------------

ASSISTS

Tyler Kolek	3rd (5.0 apg.)
-------------	----------------

FREE THROW PERCENTAGE

Tyler Kolek	7th (.842)
Darryl Morsell	14th (.809)

MU IN THE NBA

Marquette has a strong tradition of success in the NBA with 57 all-time draft selections.

The program is currently represented by head coach Doc Rivers (76ers) and players Jimmy Butler (Heat), Jae Crowder (Suns), Juan Toscano-Anderson (Warriors) and Markus Howard (Nuggets).

LAST GAME STARTERS

NAME	POS.	PPG.	RPG.	APG.	FG%	FT%
Tyler Kolek	G	8.1	3.6	5.0	.317	.842
Darryl Morsell	G	15.3	3.4	3.1	.467	.438
Kam Jones	G	7.9	1.4	1.8	.396	.314
Justin Lewis	F	16.1	8.0	0.9	.468	.784
Kur Kuath	F	6.6	4.6	0.4	.697	.467

Bench Steps Up Production In Latest Wins

Marquette's reserve corps has played a key role in each of the squad's last two victories, posting season-best point totals against Northern Illinois and Jackson State.

The Golden Eagle bench outscored NIU 35-5 on Nov. 27, led by freshman Stevie Mitchell's 11 points. Mitchell finished 4-of-5 from the floor and also chipped in four rebounds, four assists and a pair of blocked shots in 23 minutes of action.

It was a group effort versus JSU, with five different players combining for a season-best 46 bench points. Oso Ighodaro led the way with 14 points and the group also chipped in 20 rebounds and six assists.

Forward Olivier-Maxence Prosper came off the bench for the first time this year in the win over JSU and responded with a season-high 11 points, matching his collegiate best (vs. South Carolina State while at Clemson in 2020-21).

Freshman Kam Jones finished with eight points (3-of-4 shooting) and a team-high five assists in 24 minutes of action in his first collegiate start.

BIG EAST Off To Quick Start In 2021-22

The BIG EAST is off to another quick start in 2021-22, collecting impressive results league wide on a daily basis.

Through games of Dec. 1, league programs are a combined 64-15 (.810) and the conference already owns five wins over ranked opponents, including Marquette's 67-66 decision against No. 10 Illinois on Nov. 15.

Three teams (Villanova - 6, UConn - 17, Seton Hall - 25) are currently ranked in the top-25 and three others, including Marquette, are receiving votes. Each of the 11 programs is currently .500-or-better as BIG EAST play rapidly approaches on Dec. 17.

Kolek MU's Primary Distributor

Guard Tyler Kolek arrived on Marquette's campus with the expectation to provide consistent perimeter scoring to the roster and although he has yet to find his shooting touch, he has made an impact at the offensive end with his distribution ability.

Through games of Dec. 1, Kolek is ranked second in the BIG EAST in assists per game (5.0 apg., 40 total) and ninth in assist-to-turnover ratio (1.8). He has dished out five-or-more helpers on five occasions. In 21 appearances with George Mason in 2020-21, he finished with 48 assists.

Lewis Embracing New Role

Forward Justin Lewis has been one of the team's most consistent offensive performers in 2021-22, excelling at both ends of the court as he settles into a new role at the offensive end.

The Baltimore, Maryland, native is ranked sixth in the BIG EAST in scoring (16.1 ppg.), fifth in rebounding (8.0 rpg.) and has scored 15-or-more points in 7-of-8 outings. In 21 outings last year, he scored more than 15 points on just one occasion. He opened the campaign with his first career double-double (17 points, 11 rebounds vs. SIUE) and owns three (New Hampshire, St. Bonaventure) on the year.

Lewis now owns a total of 12 3-pointers (5-of-8 vs. Ole Miss) on the year after collecting just seven last year. After knocking down just 57.7 percent of his free throw opportunities last season, he is shooting 29-of-37 (78.4) from the charity stripe in 2021-22.

2021-22 Marquette Game Notes

Page 3

PRONUNCIATIONS

Emarion Ellis	ee-MAR-ee-on
Oso Ighodaro	ig-uh-DAR-oh
Keeyan Itejere	KEE-en eh-TEE-zher-ay
Kur Kuath	Kweth
Olivier Maxence-Prosper	oh-LIV-ee-ay MAX-ence PRAH-spur

COMMUNICATIONS

MBB SID:	Scott Kuykendall
Email:	scott.kuykendall@marquette.edu
Office Phone:	414-288-4794
Cell Phone:	414-807-3490
Secondary Contact:	Mike Wittliff
Email:	michael.wittliff@marquette.edu
Office Phone:	414-288-7447
Cell Phone:	414-708-3959
Website:	GoMarquette.com

CREDENTIALS

Single-game credential requests are available online at <http://www.sportssystems.com/Marquette>.

Requests will be confirmed or denied via email and may be picked up at the Media Entrance (6th Street between Juneau & Highland next to Loading Dock 6) of Fiserv Forum on game-day (beginning two hours prior to tip through the second media timeout of the first half).

Please contact Scott Kuykendall with any questions.

PARKING

Parking is NOT available to home and visiting members of the media. There are several parking structures available with-in walking distance of Fiserv Forum.

INTERVIEW POLICY

Please contact Scott Kuykendall to arrange an interview with head coach Shaka Smart, a member of the coaching staff or a player.

MU players will not disclose their home phone numbers or their cellphone numbers so please do not request that info. Players have been asked to politely decline interviews that have not been cleared with the MU Communications Office. All telephone interviews will take place from either the Communications office or the Men's Basketball Office. Player interviews will not be conducted on gamedays until standard postgame procedures occur.

Please contact Kuykendall if you wish to attend practice. MU practices are scheduled at various times on weekdays but are subject to change, so please contact communications in advance.

2021-22 MARQUETTE ROSTER

NO.	NAME	POS.	HT.	WT.	CL.	HOMETOWN/HIGH SCHOOL/LAST SCHOOL
1	Kam Jones	G	6-4	185	Fr.	Cordova, Tenn./Evangelical Christian School <i>Nationally ranked prospect ... Named Division II Class A Mr. Basketball as a senior</i>
2	Emarion Ellis	G	6-5	185	Fr.	Davenport, Iowa/Assumption HS <i>Iowa 3A Player of the Year and First Team All-State as a senior ... Ranked 91st in country by Rivals.com</i>
4	Stevie Mitchell	G	6-2	190	Fr.	Reading, Pa./Wilson HS <i>State's Gatorade Player of the Year in 2020-21 ... Led Wilson to back-to-back state titles</i>
5	Greg Elliott	G	6-3	180	RJr.	Detroit, Mich./East English Village HS <i>Team's most experienced returnee with 90 appearances and nine starts</i>
10	Justin Lewis	F	6-7	245	RFr.	Baltimore, Md./Baltimore Polytechnic HS <i>Appeared in 21 games as a freshman, earning one start ... Beat Wisconsin at buzzer with tip-in last year</i>
12	Olivier-Maxence Prosper	F	6-8	220	RFr.	Montreal, Quebec/NBA Academy/Clemson <i>Played in 22 games at Clemson in 2020-21 ... Helped Canada U19 Team to bronze at 2021 world cup</i>
13	Oso Ighodaro	F	6-9	215	RFr.	Chandler, Ariz./Desert Vista HS <i>Saw action in five games off the bench as a freshman ... One of three returnees (Elliott, Lewis) on roster</i>
21	Cameron Brown *	G	6-1	190	Fr.	Plano, Texas/John Paul II High School <i>Walk-on who joined team in summer of 2021 ... First team all-district honoree</i>
22	Tyler Kolek	G	6-3	190	RFr.	Cumberland, R.I./St. George's Sch./George Mason <i>Atlantic-10 Rookie of the Year in 2020-21 ... Started 18-of-22 games for Patriots</i>
23	David Joplin	F	6-7	215	Fr.	Brookfield, Wis./Brookfield Central HS <i>Unanimous First Team All-State selection ... Nationally-ranked prep recruit</i>
32	Darryl Morsell	G	6-5	205	GSr.	Baltimore, Md./Mount Saint Joseph HS/Maryland <i>Big Ten Defensive Player of the Year in 2020-21 ... Two-time all-league honoree</i>
35	Kur Kuath	F	6-10	215	GSr.	Biemnon, South Sudan/Kearns HS/Oklahoma <i>Played three seasons at Oklahoma ... Member of NCAA tournament squad in 2020-21</i>
40	Keeyan Itejere	F	6-9	205	Fr.	Knightdale, N.C./GRACE Christian School <i>Will redshirt in 2021-22 to focus on development</i>
41	Brendan Carney *	G	6-2	190	RSo.	Menlo Park, Calif./Sacred Heart Prep <i>Walk-on who has appeared in five career games ... Joined team in 2019-20</i>
42	Michael Kennedy *	F	6-6	190	RSo.	Mequon, Wis./Homestead HS <i>Walk-on who has appeared in five career games ... Joined team in 2019-20</i>

* = walk-on

Head Coach	Shaka Smart (Kenyon College, 1999)
Assistant Coach	Neill Berry (SE Louisiana, 2003)
Assistant Coach	Cody Hatt (VCU, 2015)
Assistant Coach	DeAndre Haynes (Kent State, 2006)
Special Asst. To Head Coach	Nevada Smith (Bethany College, 2002)
Director of Recruiting	Carl Richburg (Miami, OH, 2009)
Video Coordinator	Dayshawn Wells (Bowie State, 2018)
Program Assistant	Mark Dixon (FIU, 2020)
Program Assistant	Tyler McDavitt (UNC Asheville, 2018)

Morsell Scoring At Career-Best Clip

Senior guard Darryl Morsell is currently second on the team and 11th in the BIG EAST in scoring at 15.3 points per game, courtesy of four efforts of 20-or-more points.

In 126 career games at Maryland, he had never scored more than 19 points in an outing or averaged more than 9.0 points per contest in a season.

The Baltimore, Maryland, native netted a career-best 26 points in the win over New Hampshire and for the season is shooting 46.7 percent from the floor and 43.3 percent from behind the 3-point line.

Marquette Shoots & Rallies In Wins

In three of the team's last five wins, the Golden Eagles have trailed by at least 12 points at some point in the game before coming back to secure the win.

Against No. 10/10 Illinois on Nov. 15, Marquette was down by 12 points with just over 10 minutes left in the second half. The defense, which stopped the Illini on 10-of-11 possessions to close the game, helped the team rally for the 67-66 win. On Nov. 18 against Ole Miss, the Rebels led by as many as 12 points in the first half.

Against West Virginia on Nov. 19, Marquette was down as many as 14 points in the first half and the gap was 12 early in the second stanza. The Golden Eagles used a 13-0 run to take a 55-54 lead and were eventually able to pull away late for the 82-71 win.



SHAKA SMART

Head Coach | First Season

Kenyon College, 1999

Shaka Smart was named the 18th head coach of the Marquette University men's basketball program on Friday, March 26, 2021.

In 12 seasons as a head coach at Virginia Commonwealth (2009-15) and Texas (2015-21), Smart guided the two programs to a total of eight NCAA Tournament appearances. Those trips were highlighted by a run from the First Four to the Final Four by VCU in 2011.

The 43-year-old Smart owns an overall record of 272-142 (.657) and seven of his first 10 teams played in the NCAA tournament. He posted a record of 163-56 (.744) at VCU and five trips to the NCAA. While at Texas, the Longhorns were 109-86 (.559) and made NCAA appearances in 2016, 2018 and 2021. Texas claimed the National Invitation Tournament title in 2019.

During his career, Smart has coached a total of 10 NBA players, including two lottery picks and seven overall draft selections. A group of 25 student-athletes has earned all-conference accolades (40 total selections) and six times a member of the program has claimed a league season-long specialty award (player of year, sixth man, top defensive player).

A four-year starter and three-year team captain at Kenyon College (Gambier, Ohio), Smart graduated magna cum laude in 1999 with a degree in history. He still holds the school single-season (184 in 1998-99) and career (542) records for most assists.

In his senior season, he earned All-North Coast Conference (NCAC) honors and was tabbed the league's Scholar Athlete of the Year. Smart was one of 20 students named to the 1999 USA Today All-USA Academic Team and earned a prestigious NCAA post-graduate scholarship.

Smart began his coaching career as an assistant at California University (Pa.) from 1999-2001. During his two seasons, the school recorded a 40-16 mark. While there, he also earned his master's degree in social science in 2001.

A native of Madison, Wis., Smart was born on April 8, 1977. He and his wife, Maya, have one daughter, Zora.

While at VCU, Smart posted an overall mark of 163-56 (.744) and guided the Rams to five NCAA Tournament appearances. The 163 wins tied him for the second-highest number of total victories during the first six years of a head coaching career in NCAA history. VCU and Duke were the only two programs in the country to record at least 26 wins in each of those six seasons during that time frame (2009-15).

VCU was one of only 11 schools in the nation to earn an NCAA Tournament bid in five straight years between 2011-15 (Cincinnati, Duke, Gonzaga, Kansas, Louisville, Michigan State, North Carolina, Ohio State, San Diego State and Wisconsin). During Smart's tenure, the Rams posted a 27-9 (.750) mark in postseason play and a 33-10 (.767) record in the month of March, including a 7-5 mark in five NCAA Tournament appearances. The Rams' NCAA appearance in 2015 marked the first time in school history VCU had advanced to the Big Dance five straight years, and the first time in the history of the Commonwealth of Virginia that a Division I basketball program had accomplished that feat.

Prior to his time at VCU, Smart worked as an assistant under notable coaches Billy Donovan (Florida), Oliver Purnell (Clemson and Dayton) and Keith Dambrot (Akron). During his one year with Donovan at Florida, he helped lead the Gators to a 25-11 mark and a trip to the Postseason NIT quarterfinals in 2008-09. The 25 victories marked the fifth-highest number of wins in a single season in program history.

He served as an assistant coach under Purnell at Clemson for two seasons (2006-08). In that span, the Tigers posted a total of 49 wins and made back-to-back postseason appearances, including a NCAA Tournament berth in 2008.

Smart worked as an assistant at Akron for three years (2003-06). In his final season on the staff, he helped the Zips to a 23-10 record, marking the school's highest victory total since it became a Division I program in 1980-81.

He also worked for Purnell at Dayton as director of basketball operations for two seasons (2001-03). During that time, the Flyers registered a 45-17 mark and won the 2003 Atlantic 10 Championship. The 2002-03 squad posted a 24-6 record and earned a trip to the NCAA Tournament.

Year	School	Overall W-L	Conf W-L	Postseason
2009-10	VCU	27-9	11-7	CBI Champions
2010-11	VCU	28-12	12-6	NCAA Semifinals
2011-12	VCU	29-7	15-3	NCAA Round of 32
2012-13	VCU	27-9	12-4	NCAA Round of 32
2013-14	VCU	26-9	12-4	NCAA Round of 32
2014-15	VCU	26-10	12-6	NCAA Round of 64
2015-16	Texas	20-13	11-7	NCAA Round of 64
2016-17	Texas	11-22	4-14	(no postseason)
2017-18	Texas	19-15	8-10	NCAA Round of 64
2018-19	Texas	21-16	8-10	NIT Champions
2019-20	Texas	19-12	9-9	(no postseason)
2020-21	Texas	19-8	11-6	NCAA Round of 64
Totals	12 seasons	272-142 (.657)	125-86 (.592)	8 NCAA, 1 NIT, 1 CBI

The Shaka Smart File

Birthdate: April 8, 1977

Hometown: Madison, Wis.

Education: Kenyon College (Gambier, Ohio); magna cum laude, bachelor's degree in history, 1999. California University (California, Pa.), master's degree in social science, 2001

Wife: Maya

Daughter: Zora

SHAKA SMART VS. ALL OPPONENTS

OPPONENT	ALL	MU	UT	VCU	H	A	N	OPPONENT	ALL	MU	UT	VCU	H	A	N	OPPONENT	ALL	MU	UT	VCU	H	A	N
Abilene Christian	0-1		0-1				0-1	La.-Monroe	2-0		2-0		2-0			UTSA	1-0		1-0		1-0		
Akron	3-0			3-0	1-0	1-0	1-0	LSU	0-1		0-1		0-1			Vanderbilt	1-0		1-0		1-0		
Alabama	3-1		2-0	1-1	2-0	1-1		Louisiana Tech	1-0		1-0		1-0			Villanova	0-2		0-1	0-1	0-1		0-1
Appalachian State	1-0		1-0		1-0			Md.-Eastern Shore	1-0		1-0	1-0				Virginia	1-1		1-1	0-1	1-0		
Arkansas	1-1		1-1				1-1	Massachusetts	3-1		3-1	2-0	0-1	1-0		VCU	1-1		1-1		0-1	1-0	
Baylor	2-10		2-10		1-5	1-4	0-1	McNeese State	1-0		1-0		1-0			VMI	1-0		1-0	1-0			
Belmont	3-0		3-0	2-0	1-0			Memphis	1-0		1-0			1-0		Virginia Tech	1-0		1-0			1-0	
Bethune-Cookman	1-0		1-0	1-0				Michigan	0-4		0-3	0-1	0-1	0-1	0-2	Wake Forest	1-0		1-0		1-0		
Boston College	1-0		1-0			1-0		Michigan State	0-1		0-1				0-1	Washington	1-1		1-1				1-1
Boston University	1-0		1-0	1-0				Ole Miss	2-0	1-0	1-0		1-0		1-0	Western Kentucky	3-0		3-0	1-0	1-0	1-0	
Butler	2-1		1-0	1-1	1-0		1-1	Missouri	0-1		0-1			0-1		Western Michigan	0-1		0-1		0-1		
California	1-0		1-0				1-0	Nevada	1-1		0-1	1-0	1-0		0-1	West Virginia	8-6	1-0	7-6		4-2	3-3	1-1
Cal Baptist	1-0		1-0		1-0			New Hampshire	3-0	1-0	1-0	1-0	3-0			Wichita State	2-1		2-1	0-1	1-0	1-0	
Central Michigan	1-0		1-0		1-0			North Carolina	3-0		3-0		1-0		2-0	William & Mary	5-1		5-1	3-0	2-1		
Charlotte	1-0		1-0		1-0			UNC Greensboro	2-0		2-0	1-0	1-0			Winthrop	3-0		3-0	1-0	1-0	1-0	
Cincinnati	1-0		1-0		1-0			UNC Wilmington	6-0		6-0	3-0	3-0			Wofford	2-0		2-0	2-0			
The Citadel	1-0		1-0		1-0			Northeastern	4-3		4-3	3-1	0-2	1-0		Xavier	2-0		1-0	1-0	1-0	1-0	
Cleveland State	1-0		1-0	1-0				Northern Colorado	1-0		1-0		1-0										
College of Charleston	1-0		1-0	1-0				Northern Illinois	1-0	1-0			1-0										
Colorado	1-1		1-1		1-0		0-1	Northern Iowa	2-2		0-1	2-1	2-0	0-1	0-1								
Connecticut	0-1		0-1		0-1			Northwestern	0-1		0-1				0-1								
Davidson	3-1		1-0	2-1	1-0	0-1	2-0	Northwestern State	1-0		1-0		1-0										
Dayton	3-1		3-1	1-1	1-0	1-0		Ohio State	0-1		0-1			0-1									
Delaware	4-0		4-0	1-0	2-0	1-0		Oklahoma	8-5		7-5	1-0	5-2	3-3									
Drexel	4-3		4-3	2-0	0-3	2-0		Oklahoma State	8-5		8-5		5-1	2-4	1-0								
Duke	0-2		0-1	0-1			0-2	Old Dominion	6-5		6-5	3-1	3-2	0-2									
Duquesne	3-0		3-0	1-0	2-0			Oregon	1-0		1-0			1-0									
East Carolina	1-0		1-0	1-0				Prairie View A&M	1-0		1-0		1-0										
East Tennessee State	2-0		2-0	1-0	1-0			Providence	0-2		0-2		0-1	0-1									
Eastern Illinois	1-0		1-0		1-0			Purdue	3-0		2-0	1-0	1-0	1-0	1-0								
Eastern Kentucky	1-0		1-0	1-0				Radford	0-1		0-1		0-1										
Eastern Washington	1-0		1-0		1-0			Rhode Island	4-0		4-0	2-0	2-0										
Farleigh Dickinson	1-0		1-0	1-0				Richmond	7-4		7-4	4-1	1-3	2-0									
Florida A&M	1-0		1-0		1-0			St. Bonaventure	2-2	0-1		2-1	1-0	1-2									
Florida Gulf Coast	1-0		1-0	1-0				St. Francis	1-0		1-0		1-0										
Florida State	1-1		1-1			1-1		Saint Louis	5-3		5-3	3-0	2-2	0-1									
Fordham	5-0		5-0	2-0	2-0	1-0		Saint Joseph's	3-2		3-2	2-0	0-1	1-1									
George Mason	7-3		7-3	3-1	1-2	3-0		Sam Houston State	1-0		1-0		1-0										
George Washington	7-1		7-1	3-0	2-1	2-0		Samford	1-0		1-0		1-0										
Georgetown	1-2		0-1	1-1			1-2	Seton Hall	0-1		0-1			0-1									
Georgia	0-2		0-2			0-2		South Dakota State	1-0		1-0		1-0										
Georgia State	4-2		4-2	2-1	2-1			Southern California	1-0		1-0			1-0									
Georgia Tech	0-1		0-1			0-1		South Florida	1-1		1-1	1-0	0-1										
Gonzaga	0-1		0-1				0-1	SIUE	1-0	1-0			1-0										
Grand Canyon	1-0		1-0		1-0			Stanford	1-0		1-0			1-0									
Hampton	1-0		1-0		1-0			Stephen F. Austin	0-1		0-1			0-1									
High Point	1-0		1-0		1-0			Stetson	1-0		1-0	1-0											
Hofstra	4-0		4-0	2-0	2-0			Stony Brook	1-0		1-0	1-0											
Incamate Word	1-0		1-0		1-0			Temple	0-1		0-1		0-1										
Illinois	1-0				1-0			Tennessee	1-1		1-1			1-1									
Illinois State	2-0		2-0	1-0	1-0			Tennessee State	1-0		1-0		1-0										
Indiana	1-1		1-0	0-1			1-1	Texas A&M	1-1		1-1				1-1								
Iowa State	9-4		9-4		6-0	2-4	1-0	Texas A&M-CC	1-0		1-0		1-0										
Jackson State	1-0	1-0			1-0			TCU	7-6		7-6		4-2	2-4	1-0								
James Madison	3-2		3-2	2-1	1-1			Texas Tech	6-9		6-9		3-3	1-5	2-1								
Kansas	4-10		3-10	1-0	2-4	1-5	1-1	Texas State	1-0		1-0		1-0										
Kansas State	7-5		7-5		3-3	4-2		Toledo	1-0		1-0	1-0											
Kent State	0-1		0-1		0-1			Towson	4-0		4-0	2-0	2-0										
La Salle	1-2		1-2	0-2	1-0			Tulane	2-0		2-0	1-0	1-0										
Lehigh	1-0		1-0	1-0				UAB	3-1		2-0	1-1	3-0	0-1									
Lipscomb	2-0		2-0		1-0		1-0	UCLA	1-0		1-0			1-0									
Long Beach State	2-0		1-0	1-0	1-0		1-0	UT Arlington	2-1		2-1		2-1										
Longwood	1-0		1-0	1-0				UTRGV	1-0		1-0		1-0										

SMART'S CAREER COACHING RECORD BREAKDOWN

MU (at Marquette)	7-1 (.875)	H (Home games)	160-42 (.792)
VCU (at VCU)	163-56 (.744)	A (Away games)	70-66 (.515)
UT (at Texas)	109-86 (.559)	N (Neutral games)	49-35 (.583)
		OVERALL	279-143 (.661)



NEILL BERRY

Assistant Coach | First Season
Southeastern Louisiana, 2003

- Owns over 15 years experience at the NCAA D1 level
- Spent three seasons (2018-21) with Smart at Texas
- Coached at Iowa St, High Point, S. Carolina & WKU
- Member of NCAA tournament team at SLC, the first in program history



CODY HATT

Assistant Coach | First Season
VCU, 2015

- On Smart's staff all six seasons at Texas, moving to assistant coach in 2020-21
- Worked as graduate assistant at VCU in 2014-15
- Served on staff with USA Under 18 National Team in 2016 and helped program to gold medal at FIBA event
- Member of league title team at Norwich University



DEANDRE HAYNES

Assistant Coach | First Season
Kent State, 2006

- Most recent coaching stops included two years at both Maryland (2019-21) and Michigan (2017-19)
- During four years in Big Ten, helped teams to three NCAA tournament trips, including 2018 Final Four
- Owns coaching stops at Toledo and Kent State as well
- Four-year starter as player at Kent State



NEVADA SMITH

Special Assistant to the Head Coach | First Season
Bethany College, 2002

- Served as Director of Program Development at Texas in 2020-21 under Smart
- G-League head coach at Sioux Falls and Rio Grand Valley and total of 14 players earned NBA callup.
- Owns nearly 15 years of experience in college ranks
- Four-year starter at Bethany College



CARL RICHBURG

Director of Recruiting | First Season
Miami (OH), 2009




DAYSHAWN WELLS

Video Coordinator | First Season
Bowie State, 2018

2021-22 Marquette Game Notes

Page 7



#1 | Kam Jones
G | Fr. | 6-4 | 185




#2 | Emarion Ellis
G | Fr. | 6-5 | 185



#4 | Stevie Mitchell
G | Fr. | 6-2 | 190



#5 | Greg Elliott
G | R Jr. | 6-3 | 180



#10 | Justin Lewis
F | R Fr. | 6-7 | 245



#12 | OMax Prosper
F | R Fr. | 6-8 | 220



#13 | Oso Ighodaro
F | R Fr. | 6-9 | 215




#21 | Cameron Brown
G | Fr. | 6-1 | 190



#22 | Tyler Kolek
G | R Fr. | 6-3 | 190



#23 | David Joplin
F | Fr. | 6-7 | 215



#32 | Darryl Morsell
G | G Sr. | 6-5 | 205



#35 | Kur Kuath
F | G Sr. | 6-10 | 215



#40 | Keeyan Itejere
F | Fr. | 6-9 | 205



#41 | Brendan Carney
G | R So. | 6-2 | 190



#42 | Micheal Kennedy
F | R So. | 6-6 | 190



Shaka Smart
Head Coach



Neill Berry
Assistant Coach



Cody Hatt
Assistant Coach



DeAndre Haynes
Assistant Coach



Nevada Smith
Special Assistant

2021-22 Marquette Game Notes

Page 8

MU as an AP-Ranked Team

		All-Time	Smart
1.	9 Notre Dame 65, MU 59 (2/26/78)	4-1	--
2.	MU 75, Xavier 53 (2/20/78)	57-6	--
3.	Miami (Ohio) 84, MU 81 (3/11/78) *	31-3	--
4.	MU 97, 11 UNLV 81 (1/15/78)	16-2	--
5.	MU 67, Wichita State 56 (1/2/78)	18-5	--
6.	MU 67, 11 Clemson 49 (12/27/76)	16-6	--
7.	MU 67, 5 N. Carolina 59 (3/28/77) *	19-4	--
8.	Louisville 84, MU 71 (3/8/12)	22-10	--
9.	4 Cincinnati 63, MU 62 (2/20/02)	21-7	--
10.	Creighton 66, MU 60 (3/3/19)	28-9	--
11.	MU 76, Providence 58 (2/23/19)	25-6	--
12.	MU 87, Xavier 82 (1/26/19)	21-5	--
13.	25 Syracuse 86, MU 79 (3/7/09)	28-16	--
14.	MU 81, Villanova 77 (1/1/12)	11-3	--
15.	MU 79, Providence 68 (1/20/19)	21-6	--
16.	Georgetown 86, MU 84 (3/9/19)	22-10	--
17.	10 Ohio State 52, MU 35 (11/16/13)	24-3	--
18.	15 Villanova 72, MU 71 (2/12/20)	19-5	--
19.	Providence 84, MU 72 (2/22/20)	4-5	--
20.	MU 103, 14 Buffalo 85 (12/21/18)	15-10	--
21.	MU 70, Seton Hall 66 (1/12/19)	16-5	--
22.	MU 72, 21 Notre Dame 64 (3/2/13)	11-3	--
23.	Seton Hall 81, MU 79 (3/15/19)	5-5	--
24.	MU 74, Presbyterian 55 (11/17/18)	15-5	--
25.	SDSU 67, MU 59 (12/1/13)	19-7	--
TOTALS		488-147	--

MU vs. AP-Ranked Teams

1.	Villanova 85, MU 82 (1/28/18)	2-11	--
2.	Kansas 77, MU 68 (11/21/18)	2-14	--
3.	Villanova 100, MU 90 (1/6/18)	0-11	--
4.	MU 67, Wisconsin 65 (12/4/20)	6-12	--
5.	Villanova 96, MU 64 (2/10/21)	4-17	--
6.	Xavier 91, MU 87 (12/27/17)	6-22	--
7.	MU 102, Creighton 94 (1/21/17)	6-10	--
8.	Xavier 89, MU 70 (1/24/18)	3-13	--
9.	MU 89, Creighton 84 (12/14/20)	12-9	--
10.	MU 67, Illinois 66 (11/15/21)	8-7	1-0
11.	Creighton 85, MU 70 (2/19/14)	8-7	--
12.	MU 74, Wisconsin 69 (12/8/18) OT	9-9	--
13.	Seton Hall 88, MU 79 (2/29/20)	4-9	--
14.	10 MU 66, Villanova 65 (2/9/19)	9-5	--
15.	Creighton 71, MU 68 (2/6/21)	6-3	--
16.	Syracuse 55, 15 MU 39 (3/30/13)*	2-6	--
17.	Wisconsin 93, MU 84 (12/10/16)	5-4	--
18.	Louisville 71, MU 70 (1/15/11)	3-3	--
19.	Purdue 86, MU 71 (11/14/17)	7-5	--
20.	MU 96, Providence 91 (2/10/16) 2OT	7-7	--
21.	22 MU 72, Notre Dame 64 (3/2/13)	5-1	--
22.	St. Bonaventure 70, MU 54 (11/19/21)	4-7	0-1
23.	Butler 73, MU 52 (2/25/15)	4-4	--
24.	Notre Dame 73, 12 MU 65 (3/14/13)	2-3	--
25.	Providence 77, MU 66 (3/1/15)	4-5	--
TOTALS		128-206	1-1

* = NCAA Tournament game

The Last Time

TEAM	MARQUETTE	OPPONENT
100+ Points	106-54 vs. Central Arkansas (12/28/19)	106-104 at Creighton (1/9/19) OT
90+ Points	99-57 vs. Arkansas-Pine Bluff (11/25/20)	88-91 at Xavier (12/20/20)
Under 50 Points	44-64 vs. Xavier (2/10/15)	84-41 vs. Southern (12/28/18)
FG Pct. 60+	61.5 vs. Butler (2/2/21)	63.0 at 5 Villanova (2/10/21)
Five or fewer turnovers	5 vs. Georgetown (3/9/19)	4 vs. 5 Villanova (12/23/20)
Five Players, 10+ pts.	5 vs. St. John's (1/31/21)	5 vs. SIUE (11/9/21)
TEAM	MARQUETTE WIN	MARQUETTE LOSS
Ranked Opponent (AP)	67-66 vs. 10 Illinois (11/15/21)	54-70 vs. 22 St. Bonaventure (11/19/21)
Overtime Game	84-82 at Xavier (1/29/20) 2OT	72-63 at Providence (1/27/21)
Double Overtime	84-82 at Xavier (1/29/20) 2OT	90-91 vs. St. John's (3/8/14) 2OT
Triple Overtime	Never	74-77 vs. Louisville (2/24/01) 3OT
Home Opener	88-77 SIUE (11/9/21)	80-83 vs. Belmont (11/13/15)
Road Opener	78-72 vs. Ole Miss (11/18/21)	60-69 at UCLA (12/11/20)
INDIVIDUAL	MARQUETTE	OPPONENT
50+ Points	51, Markus Howard 101-79 vs. USC (11/29/19)	- -
40+ Points	42, Markus Howard 84-80 at Georgetown (1/18/20)	44, Shamorie Ponds 78-86 at St. John's (2/10/18)
30+ Points	30, Markus Howard 86-88 at St. John's (3/7/20)	31, David Duke 63-72 at Providence (1/27/21)
20+ Points	22, Darryl Morsell 78-72 vs. Ole Miss (11/18/21) 21, Justin Lewis 78-72 vs. Ole Miss (11/18/21)	21, Taz Sherman 82-71 vs. West Virginia (11/19/21)
10+ Rebounds	11, Oso Ighodaro 83-54 vs. Jackson State (11/30/21)	14, Jayveous McKinnis 83-54 vs. Jackson State (11/30/21)
15+ Rebounds	16, Henry Ellenson 96-91 vs. 20 Providence (2/10/16) 2OT	15, Tyrique Jones 84-82 at Xavier (1/29/20) 2OT
15+ Free Throws	15, Markus Howard 84-72 at Providence (2/22/20)	15, Austin Croshere 59-81 vs. Providence (3/14/97)
10+ Assists	10, Andrew Rosey 90-86 at Georgetown (2/26/18) OT	11, Collin Gillespie 64-96 at 5 Villanova (2/10/21)
Double-Double	14 pts, 11 reb, Oso Ighodaro 83-54 vs. Jackson State (11/30/21)	13 pts, 14 reb, Jayveous McKinnis 83-54 vs. Jackson State (11/30/21)
Triple-Double	29 pts, 11 reb, 11 ast, Dwyane Wade 83-69 vs. 1 Kentucky (3/29/03)	17 pts, 11 reb, 16 ast, Ja Morant 64-83 vs. Murray State (3/21/19)
MARQUETTE'S RECORD WHEN		2021-22
Leading at half		4-0
Trailing at half		2-1
Tied at half		1-0
Scoring 70 or more points		6-0
Allowing 80 or more points		0-0
Holding opponents to 60 points or less		1-0
Shooting 50 percent or better		2-0
Opponent shoots 50 percent or better		1-0
Opponent shoots under 40 percent		3-0
MU's FG percent is same or higher than opp		5-0
MU's FG percent is lower than opp		2-1
MU's 3FG percent is even with or higher than 40 percent		2-0
Opponent's 3FG percent is even with or higher than 40 percent		2-0
MU shoots more FT than opponent		5-1
MU shoots fewer FT than opponent		1-0
Out-rebounded opponent		3-0
Out-rebounded by opponent		3-1
Same or fewer turnovers as opp		4-0
More turnovers than opponent		3-1
Overtime games		0-0
In games decided by 5 pts. or less		2-0
In games decided by 6-10		1-0
In games decided by 11-15		3-0
In games decided by 16 pts. or more		1-1
vs Ranked Teams (AP or Coaches)		1-1

2021-22 Marquette Game Notes

Page 9

2021-22 Team Superlatives by Period				
TEAM	FIRST HALF	SECOND HALF	OVERTIME	DOUBLE OVERTIME
Most Points	39, 2x Last: NIU (11/27/21)	54, Jackson State (11/30/21)		
Fewest Pts. Allowed	27, 10 Illinois (11/15/21)	24, West Virginia (11/19/21)		
FG Percentage	56.7, NIU (11/27/21)	65.5, Jackson State (11/30/21)		
Low FG Pct. Allowed	29.0, N. Hampshire (11/12/21)	25.0, Jackson State (11/30/21)		
3-Point Percentage	35.3, Ole Miss (11/18/21)	61.5, West Virginia (11/19/21)		
3-Pointers Made	6, Ole Miss (11/18/21)	8, West Virginia (11/19/21)		
FT Made	11, N. Hampshire (11/12/21)	18, NIU (11/27/21)		
Assists	14, NIU (11/27/21)	14, West Virginia (11/19/21)		
Blocks	4, 2x Last: West Virginia (11/19/21)	4, NIU (11/27/21)		
Steals	7, SIUE (11/9/21)	8, Jackson State (11/30/21)		
Rebounds	21, Jackson State (11/30/21)	25, Jackson State (11/30/21)		

2021-22 Individual Superlatives by Period	
FIRST HALF	
Points	11 Darryl Morsell SIUE (11/9/21) and Justin Lewis, 2x Last: NIU (11/27/21)
3-pointers Made	2 Kam Jones, Tyler Kolek, West Virginia (11/19/21) and Darryl Morsell, 3x Last: Ole Miss (11/18/21)
FT Made	5 Tyler Kolek, N. Hampshire (11/12/21)
Rebounds	8 Oso Ighodaro, N. Hampshire (11/12/21)
Assists	7 Tyler Kolek, SIUE (11/9/21)
SECOND HALF	
Points	19 Darryl Morsell, N. Hampshire (11/12/21)
3-pointers Made	4 Justin Lewis and Kam Jones, West Virginia (11/19/21)
FT Made	7 Darryl Morsell, N. Hampshire (11/12/21)
Rebounds	9 Justin Lewis, SIUE (11/9/21) and Oso Ighodaro, Jackson State (11/30/21)
Assists	6 Tyler Kolek, West Virginia (11/19/21)
FIRST OVERTIME	
Points	
3-pointers Made	
FT Made	
Rebounds	
Assists	
SECOND OVERTIME	
Points	
3-pointers Made	
FT Made	
Rebounds	
Assists	

2021-22 Specialty Stats . . . (MU/Opp.)

Opponent	In Paint	Off T/O	2nd Chance	Fast Break	Bench	Deflections
SIUE	44/44	26/16	14/18	26/27	25/27	32
New Hampshire	24/18	11/10	4/8	21/5	18/18	26
Illinois	24/26	28/9	10/17	19/20	8/2	34
Ole Miss	16/38	17/11	14/8	3/6	26/18	20
West Virginia	30/24	10/13	9/10	15/3	20/17	16
St. Bonaventure	18/50	11/28	10/9	4/12	23/4	19
Northern Illinois	36/40	14/12	13/5	22/16	35/5	44
Jackson State	42/34	30/15	16/11	26/16	46/26	42
at Wisconsin						
at Kansas State						
UCLA						
at Xavier						
UCONN						
at St. John's						
Creighton						
Providence						
at Georgetown						
DePaul						
Seton Hall						
at Villanova						
Xavier						
at Seton Hall						
at Providence						
Villanova						
at UCONN						

Opponent	In Paint	Off T/O	2nd Chance	Fast Break	Bench	Deflections
at Butler						
Georgetown						
at Creighton						
Butler						
at DePaul						
St. John's						

This Season...

Largest halftime lead	11	NIU (11/27/21)
Largest halftime deficit	12	West Virginia (11/19/21)
Largest lead in a game	32	Jackson State (11/30/21)
Largest deficit in a game	27	22 St. Bonaventure (11/21/21)
Largest winning margin	29	Jackson State (11/30/21)
Largest losing margin	16	22 St. Bonaventure (11/21/21)
Largest deficit in a victory	14	West Virginia (11/19/21)
Largest lead in a loss	4	22 St. Bonaventure (11/21/21)
30+ point games	-	-
20+ point games		Morsell (4), Lewis (1)
10+ rebound games		Lewis (3), Ighodaro (2)
10+ assist games		-
10+ block games		-
Double-doubles		Lewis (3), Ighodaro (1)

2021-22 Marquette Game Notes

Page 10

#1 - KAM JONES

#2 - EMARION ELLIS

#4 - STEVIE MITCHELL

2021-22 STATISTICS

	min	fg-a	3fg-a	ft-a	reb	ast	to	bk	st	pf	pts
SIUE	13	1-4	1-3	1-2	0	0	0	0	0	4	4
New Hampshire.....	20	2-5	1-3	0-0	1	0	1	0	0	2	5
Illinois.....	16	2-7	0-3	2-3	2	2	1	0	2	1	6
Ole Miss.....	25	6-14	2-9	4-5	1	3	0	0	0	2	18
West Virginia.....	19	4-8	4-6	0-0	1	0	0	1	0	2	12
St. Bonaventure.....	29	1-7	1-6	1-3	1	3	2	0	0	2	4
Northern Illinois.....	19	2-4	0-2	2-2	3	1	2	0	2	0	6
Jackson St.*.....	23	3-4	2-3	0-0	2	5	2	0	2	0	8
Wisconsin											
Kansas St.											
UCLA											
Xavier											
UConn											
St. John's											
Creighton											
Providence											
Georgetown											
DePaul											
Seton Hall											
Villanova											
Xavier											
Seton Hall											
Providence											
Villanova											
UConn											
Butler											
Georgetown											
Creighton											
Butler											
DePaul											
St. John's											
TBA											

2021-22 STATISTICS

	min	fg-a	3fg-a	ft-a	reb	ast	to	bk	st	pf	pts
SIUE											
New Hampshire.....	6	0-1	0-1	0-0	0	0	0	0	0	1	0
Illinois.....	2	0-0	0-0	0-0	1	0	1	0	0	1	0
Ole Miss.....											
West Virginia.....											
St. Bonaventure.....	9	1-2	1-1	1-4	3	1	1	0	0	1	4
Northern Illinois.....	10	0-0	0-0	1-4	0	1	2	0	1	2	1
Jackson St.	12	1-2	0-1	4-4	1	1	4	0	1	2	6
Wisconsin											
Kansas St.											
UCLA											
Xavier											
UConn											
St. John's											
Creighton											
Providence											
Georgetown											
DePaul											
Seton Hall											
Villanova											
Xavier											
Seton Hall											
Providence											
Villanova											
UConn											
Butler											
Georgetown											
Creighton											
Butler											
DePaul											
St. John's											
TBA											

2021-22 STATISTICS

	min	fg-a	3fg-a	ft-a	reb	ast	to	bk	st	pf	pts
SIUE	24	5-10	1-3	3-5	4	4	1	0	0	2	14
New Hampshire.....	20	2-7	1-3	2-3	0	2	0	0	2	5	7
Illinois.....	15	0-2	0-1	0-2	1	0	2	0	0	2	0
Ole Miss.....	13	1-2	0-1	0-0	1	1	1	0	0	1	2
West Virginia.....	5	0-0	0-0	0-0	1	0	0	0	0	1	0
St. Bonaventure.....	12	1-1	0-0	0-0	1	1	4	0	1	2	2
Northern Illinois.....	23	4-5	1-1	2-4	4	4	1	2	0	2	11
Jackson St.	20	3-6	0-0	3-5	4	3	3	0	2	2	9
Wisconsin											
Kansas St.											
UCLA											
Xavier											
UConn											
St. John's											
Creighton											
Providence											
Georgetown											
DePaul											
Seton Hall											
Villanova											
Xavier											
Seton Hall											
Providence											
Villanova											
UConn											
Butler											
Georgetown											
Creighton											
Butler											
DePaul											
St. John's											
TBA											

#5 - GREG ELLIOTT

2021-22 STATISTICS

	min	fg-a	3fg-a	ft-a	reb	ast	to	bk	st	pf	pts
SIUE											
New Hampshire.....											
Illinois.....											
Ole Miss.....											
West Virginia.....	12	0-2	0-1	1-2	0	1	0	0	1	1	1
St. Bonaventure.....	10	1-3	1-1	0-0	1	0	2	0	1	1	3
Northern Illinois.....	13	1-2	1-2	2-2	3	1	2	0	1	2	5
Jackson St.	3	0-0	0-0	0-0	0	0	0	0	0	0	0
Wisconsin											
Kansas St.											
UCLA											
Xavier											
UConn											
St. John's											
Creighton											
Providence											
Georgetown											
DePaul											
Seton Hall											
Villanova											
Xavier											
Seton Hall											
Providence											
Villanova											
UConn											
Butler											
Georgetown											
Creighton											
Butler											
DePaul											
St. John's											
TBA											

2020-21 STATISTICS

	min	fg-a	3fg-a	ft-a	reb	ast	to	bk	st	pf	pts
Ark.-Pine Bluff.....	13	3-4	2-3	2-4	2	3	3	0	1	1	10
Eastern Ill.....	14	0-1	0-1	0-0	1	2	1	0	0	2	0
Oklahoma St.....	6	0-1	0-1	2-2	0	0	0	0	1	0	2
Wisconsin	15	1-1	0-0	4-4	1	0	0	0	3	1	6
Green Bay	13	1-3	0-0	0-0	1	2	0	0	0	1	2
UCLA	24	2-6	1-4	3-4	0	0	1	0	0	2	8
Creighton.....	27	5-6	4-4	0-0	4	3	2	0	1	4	14
Seton Hall	11	0-2	0-1	0-0	0	0	0	0	1	0	0
Xavier	11	1-1	1-1	2-2	1	1	0	0	0	1	5
Villanova	10	3-5	1-2	0-0	2	2	0	1	0	1	7
Georgetown.....	25	1-3	1-2	2-2	1	0	2	0	4	1	5
UConn	21	1-3	1-3	0-0	2	1	0	0	0	1	3
Providence.....	11	1-2	0-1	0-0	3	0	1	0	0	0	2
St. John's.....	24	5-8	3-5	0-0	4	2	3	0	1	2	13
DePaul.....	12	2-5	0-3	2-2	1	0	1	0	1	1	6
Providence.....	27	3-5	2-3	0-0	0	0	1	0	0	2	8
St. John's.....	14	0-0	0-0	0-0	2	0	1	1	1	2	0
Butler	4	0-1	0-1	0-0	1	0	1	0	0	0	0
Creighton.....	17	2-5	0-2	3-3	1	0	0	0	0	0	7
Villanova	9	0-2	0-1	0-0	0	0	2	0	0	0	0
Seton Hall	17	1-3	0-1	1-2	2	0	3	0	2	0	3
Butler*.....	28	5-9	3-6	4-5	6	0	0	0	1	0	17
North Carolina*.....	31	4-9	3-5	4-4	3	1	2	1	4	0	15
UConn*.....	25	2-4	2-3	0-0	1	1	1	0	0	3	6
DePaul*.....	28	4-8	2-5	1-2	3	1	0	2	1	2	11
Xavier	19	5-6	2-3	0-0	1	1	1	0	1	0	12
Georgetown*.....	32	2-9	2-5	0-0	1	0	0	0	0	1	6

2019-20 STATISTICS

	min	fg-a	3fg-a	ft-a	reb	ast	to	bk	st	pf	pts
Loyola Maryland.....	16	2-3	2-2	2-2	2	1	1	0	0	1	8
Purdue.....	23	1-5	0-2	1-1	5	4	2	0	0	0	3
Wisconsin.....	26	3-4	1-1	2-2	4	0	1	1	1	0	9
Robert Morris.....	20	1-4	0-2	2-2	6	2	3	0	1	1	4
Davidson.....	20	0-2	0-1	1-2	1	0	0	0	1	1	0
USC.....	25	4-4	2-2	1-3	4	3	1	0	1	0	11
Maryland.....	26	0-3	0-2	1-2	0	0	0	0	1	2	1
Jacksonville*.....	31	2-7	1-3	2-4	5	3	2	1	1	2	7
Kansas St.....	21	3-6	3-3	0-0	1	1	3	0	2	2	9
Grambling St.....	14	2-5	1-4	0-0	2	0	2	0	0	1	5
North Dakota St.....	12	1-5	0-1	2-2	1	0	0	0	0	0	4
Central Arkansas.....	23	3-3	2-2	1-2	4	4	2	0	2	1	9
Creighton.....	17	2-3	2-2	0-0	0	0	2	0	0	0	6
Villanova.....	23	2-4	0-1	0-0	4	4	1	0	1	0	4
Providence.....	21	1-5	0-3	0-2	1	3	0	0	1	1	2
Seton Hall.....					DNP						
Xavier.....					DNP						
Georgetown.....					DNP						
St. John's.....					DNP						
Butler.....					DNP						
Xavier.....					DNP						
DePaul.....	7	0-2	0-2	0-0	1	0	0	0	0	0	0
Butler.....	16	0-0	0-0	2-2	1	0	1	0	1	1	2
Villanova.....	11	1-3	0-2	0-0	2	1	0	0	1	1	2
Creighton.....	18	2-4	1-3	0-0	4	1	0	0	1	0	5
Providence.....	23	3-6	1-1	3-3	3	0	1	0	0	3	10
Georgetown.....	12	0-2	0-2	0-0	3	3	0	1	0	1	0
Seton Hall.....	15	3-4	0-0	0	0	0	0	0	0	0	7
DePaul.....	11	1-3	1-1	0-0	1	0	0	0	0	5	3
St. John's.....	26	4-7	1-2	2-2	5	2	0	0	1	5	11

2021-22 Marquette Game Notes

Page 11

#5 - GREG ELLIOTT

2017-18 STATISTICS

	min	fg-a	3fg-a	ft-a	reb	ast	to	bk	st	pf	pts
Mount St. Mary's...	18	1-2	0-1	0-0	2	1	1	0	2	0	2
Purdue.....	12	0-1	0-1	2-2	2	0	0	1	1	0	2
VCU.....	9	0-0	0-0	0-0	1	1	2	2	0	1	0
Wichita St.....	11	0-0	0-0	0-0	3	0	0	0	0	0	0
LSU.....	17	2-3	0-0	0-1	2	0	0	1	1	2	4
Eastern Illinois.....	28	3-8	1-2	0-2	3	0	1	4	4	3	7
Chicago St.....	23	3-5	0-2	1-2	6	9	1	1	1	3	7
Georgia.....	26	1-3	0-1	2-2	3	1	2	1	2	4	4
Vermont.....	18	1-2	0-1	0-0	3	1	3	1	1	1	2
Wisconsin.....	15	0-1	0-0	0-0	0	2	0	0	0	2	0
Northern Illinois.....	12	0-2	0-1	0-0	2	3	1	2	0	1	0
American.....	23	1-2	0-1	3-6	5	3	1	1	2	1	5
Xavier.....	16	3-4	2-2	0-0	2	0	0	0	1	0	8
Georgetown.....	6	0-0	0-0	0-0	0	0	0	0	0	2	0
Providence.....	34	1-2	0-0	0-1	2	4	1	1	2	5	2
Villanova.....	25	5-10	1-2	2-2	4	1	1	2	1	4	13
Seton Hall.....	25	2-3	1-1	4-4	5	3	0	0	1	1	9
Butler.....	26	2-6	1-2	0-0	2	1	2	1	0	2	5
DePaul.....	21	0-3	0-0	0-0	4	1	2	1	1	1	0
Xavier.....	30	3-4	0-0	0-0	5	1	1	0	0	4	6
Villanova.....	14	0-0	0-0	0-0	1	1	0	0	0	2	0
Butler.....	28	3-4	0-1	4-4	2	2	0	0	3	4	10
Providence.....	22	3-5	1-2	6-6	3	0	1	1	0	4	13
Seton Hall.....	9	0-1	0-0	0-0	0	0	2	0	0	2	0
St. John's.....	10	1-1	0-0	0-0	0	0	2	0	0	2	2
Creighton.....	17	4-5	2-3	0-0	5	1	0	0	1	3	10
St. John's.....	28	4-6	1-1	2-2	5	3	2	1	2	2	11
DePaul.....	24	2-7	0-1	0-0	1	4	2	0	1	2	4
Georgetown.....	7	1-2	0-0	0-0	0	2	1	0	0	0	2
Creighton.....	11	1-1	0-0	2-2	3	0	0	0	0	0	4
DePaul.....	8	1-1	1-1	2-3	0	0	0	0	0	4	5
Villanova.....	13	1-2	0-1	2-2	2	2	1	1	1	0	4
Harvard.....	19	1-3	0-1	1-2	1	0	0	0	1	4	3
Oregon.....	22	4-5	0-1	5-5	2	1	0	1	1	1	13
Penn St.....	12	0-3	0-1	0-0	0	0	0	1	0	0	0

#10 - JUSTIN LEWIS

2021-22 STATISTICS

	min	fg-a	3fg-a	ft-a	reb	ast	to	bk	st	pf	pts
SIUE.....	31	6-14	1-5	4-4	11	1	6	1	2	2	17
New Hampshire.....	30	5-11	0-2	7-10	11	1	1	0	1	2	17
Illinois.....	35	5-10	0-3	7-8	4	0	1	0	1	4	17
Ole Miss.....	33	6-13	5-8	4-4	9	0	1	0	1	2	21
West Virginia.....	35	7-15	3-7	0-0	5	4	0	0	1	0	17
St. Bonaventure.....	33	6-13	1-6	4-4	11	0	1	0	1	4	17
Northern Illinois.....	25	6-7	1-1	2-2	6	0	2	1	2	0	15
Jackson St.....	28	3-11	1-5	1-5	7	1	2	1	1	3	8
Wisconsin											
Kansas St.											
UCLA											
Xavier											
UConn											
St. John's											
Creighton											
Providence											
Georgetown											
DePaul											
Seton Hall											
Villanova											
Xavier											
Seton Hall											
Providence											
Villanova											
UConn											
Butler											
Georgetown											
Creighton											
Butler											
DePaul											
St. John's											
TBA											

2020-21 STATISTICS

	min	fg-a	3fg-a	ft-a	reb	ast	to	bk	st	pf	pts
Ark.-Pine Bluff.....	15	4-7	0-0	2-3	4	1	0	1	0	4	10
Eastern Ill.....	21	2-4	1-2	5-10	8	0	2	0	1	0	10
Oklahoma St.....	22	2-4	1-1	1-2	13	1	3	1	1	0	6
Wisconsin.....	27	6-10	2-3	4-6	8	0	2	2	0	2	18
Green Bay.....	18	1-5	0-1	0-0	2	2	2	1	0	2	2
UCLA.....	12	3-4	0-0	1-2	4	0	1	0	0	4	7
Creighton.....	31	3-10	0-1	5-7	9	1	1	1	0	1	11
Seton Hall.....	27	2-8	1-2	2-2	8	2	3	0	0	2	7
Xavier.....	20	3-8	0-3	0-0	3	3	0	0	0	2	6
Villanova.....	21	3-4	0-1	0-2	3	2	1	0	1	3	6
Georgetown.....	28	5-18	0-6	0-3	7	0	1	1	0	1	10
UConn.....	15	1-5	0-2	0-0	1	0	1	0	2	0	2
Providence.....	22	5-9	1-1	0-0	6	1	2	3	1	2	11
St. John's.....	23	4-6	0-1	5-6	7	1	1	2	0	3	13
DePaul.....	22	3-11	0-1	0-0	8	1	1	0	0	3	6
Providence.....	35	6-10	0-0	0-0	8	0	0	1	0	2	12
St. John's.....											DNP
Butler.....											DNP
Creighton.....	7	0-2	0-2	0-0	3	0	0	0	0	0	0
Villanova.....											DNP
Seton Hall.....											DNP
Butler.....											DNP
North Carolina.....											DNP
UConn.....	21	5-9	0-1	4-5	2	0	2	1	1	3	14
DePaul.....	18	2-4	0-1	1-2	1	0	4	0	0	3	5
Xavier.....	12	1-4	0-0	0-0	1	0	1	0	0	1	2
Georgetown.....	23	2-9	1-3	0-2	7	1	1	0	1	2	5

#12 - OMAX PROSPER

2021-22 STATISTICS

	min	fg-a	3fg-a	ft-a	reb	ast	to	bk	st	pf	pts
SIUE.....	28	3-8	1-3	1-2	7	1	1	0	2	4	8
New Hampshire.....	20	2-7	1-4	2-2	4	0	0	0	1	4	7
Illinois.....	17	0-2	0-1	2-2	0	1	1	1	2	2	2
Ole Miss.....	17	0-2	0-1	0-0	5	0	1	1	0	1	0
West Virginia.....	23	2-5	0-1	4-4	9	2	2	0	1	4	8
St. Bonaventure.....	13	1-5	0-2	0-0	3	1	0	0	0	1	2
Northern Illinois.....	21	0-4	0-1	2-4	1	1	2	0	0	1	2
Jackson St.....	12	4-6	1-2	2-2	2	1	0	0	1	1	11
Wisconsin											
Kansas St.											
UCLA											
Xavier											
UConn											
St. John's											
Creighton											
Providence											
Georgetown											
DePaul											
Seton Hall											
Villanova											
Xavier											
Seton Hall											
Providence											
Villanova											
UConn											
Butler											
Georgetown											
Creighton											
Butler											
DePaul											
St. John's											
TBA											

#13 - OSO IGHODARO

2021-22 STATISTICS

	min	fg-a	3fg-a	ft-a	reb	ast	to	bk	st	pf	pts
SIUE.....	23	3-3	0-0	1-2	3	1	1	1	2	2	7
New Hampshire.....	26	1-1	0-0	1-2	12	0	1	2	1	1	3
Illinois.....	12	0-2	0-0	0-0	3	0	0	1	0	1	0
Ole Miss.....	5	0-1	0-0	0-0	2	2	1	0	0	3	0
West Virginia.....	15	2-2	0-0	0-0	0	1	1	1	1	2	4
St. Bonaventure.....	10	0-0	0-0	0-0	1	1	1	0	0	0	0
Northern Illinois.....	18	3-4	0-0	1-2	4	3	1	0	0	4	7
Jackson St.....	20	6-6	0-0	2-3	11	1	0	0	0	4	14
Wisconsin											
Kansas St.											
UCLA											
Xavier											
UConn											
St. John's											
Creighton											
Providence											
Georgetown											
DePaul											
Seton Hall											
Villanova											
Xavier											
Seton Hall											
Providence											
Villanova											
UConn											
Butler											
Georgetown											
Creighton											
Butler											
DePaul											
St. John's											
TBA											

2020-21 STATISTICS

	min	fg-a	3fg-a	ft-a	reb	ast	to	bk	st	pf	pts
Ark.-Pine Bluff.....	13	2-2	0-0	0-0	4	1	1	0	0	3	4
Eastern Ill.....	3	0-1	0-0	0-0	0	0	0	0	0	0	0
Oklahoma St.....					DNP						
Wisconsin.....					DNP						
Green Bay.....					DNP						
UCLA.....	7	0-0	0-0	0-0	1	0	0	1	0	0	0
Creighton.....					DNP						
Seton Hall.....					DNP						
Xavier.....					DNP						
Villanova.....	5	0-0	0-0	0-0	1	1	0	0	0	0	0
Georgetown.....					DNP						
UConn.....					DNP						
Providence.....					DNP						
St. John's.....					DNP						
DePaul.....					DNP						
Providence.....					DNP						
St. John's.....					DNP						
Butler.....	10	1-1	0-0	0-1	0	0	1	0	1	3	2
Creighton.....					DNP						
Villanova.....					DNP						
Seton Hall.....					DNP						
Butler.....					DNP						
North Carolina.....					DNP						
UConn.....					DNP						
DePaul.....					DNP						
Xavier.....					DNP						
Georgetown.....					DNP						

Page 12

#23 - DAVID JOPLIN

2021-22 STATISTICS

[illegible]

#40 - KEEYAN ITEJERE

2021-22 STATISTICS

[illegible]

2021-22 Marquette Game Notes

Page 13

#41 - BRENDAN CARNEY

2021-22 STATISTICS

	min	fg-a	3fg-a	ft-a	reb	ast	to	bk	st	pf	pts
SIUE					DNP						
New Hampshire					DNP						
Illinois.....					DNP						
Ole Miss.....					DNP						
West Virginia.....					DNP						
St. Bonaventure.....					DNP						
Northern Illinois.....					DNP						
Jackson St.1	0-0	0-0	0-0	0	0	0	0	0	0	0	0
Wisconsin											
Kansas St.											
UCLA											
Xavier											
UConn											
St. John's											
Creighton											
Providence											
Georgetown											
DePaul											
Seton Hall											
Villanova											
Xavier											
Seton Hall											
Providence											
Villanova											
UConn											
Butler											
Georgetown											
Creighton											
Butler											
DePaul											
St. John's											
TBA											

2020-21 STATISTICS

	min	fg-a	3fg-a	ft-a	reb	ast	to	bk	st	pf	pts
Ark.-Pine Bluff.....					DNP						
Eastern Ill.....					DNP						
Oklahoma St.....					DNP						
Wisconsin					DNP						
Green Bay					DNP						
UCLA.....					DNP						
Creighton					DNP						
Seton Hall					DNP						
Xavier					DNP						
Villanova					DNP						
Georgetown					DNP						
UConn					DNP						
Providence.....					DNP						
St. John's.....					DNP						
DePaul.....					DNP						
Providence.....					DNP						
St. John's.....					DNP						
Butler	1	0-0	0-0	0-0	0	0	0	0	0	0	0
Creighton					DNP						
Villanova					DNP						
Seton Hall					DNP						
Butler					DNP						
North Carolina					DNP						
UConn					DNP						
DePaul.....					DNP						
Xavier					DNP						
Georgetown					DNP						

2019-20 STATISTICS

	min	fg-a	3fg-a	ft-a	reb	ast	to	bk	st	pf	pts
Loyola Maryland1	0-0	0-0	0-0	0	0	0	0	0	0	0	0
Purdue					DNP						
Wisconsin					DNP						
Robert Morris.....					DNP						
Davidson.....					DNP						
USC					DNP						
Maryland.....					DNP						
Jacksonville					DNP						
Kansas St.					DNP						
Grambling St.....					DNP						
North Dakota St.					DNP						
Central Arkansas ...1	0-0	0-0	0-0	0	0	0	0	0	0	0	0
Creighton					DNP						
Villanova					DNP						
Providence.....					DNP						
Seton Hall					DNP						
Xavier	1	1-1	1-1	0-0	0	0	0	0	0	0	3
Georgetown					DNP						
St. John's.....1	0-0	0-0	0-0	0	0	0	0	0	0	0	0
Butler					DNP						
Xavier					DNP						
DePaul.....					DNP						
Butler					DNP						
Villanova					DNP						
Creighton					DNP						
Providence.....					DNP						
Goergetown					DNP						
Seton Hall					DNP						
DePaul.....					DNP						
St. John's.....					DNP						

#42 - MICHAEL KENNEDY

2021-22 STATISTICS

	min	fg-a	3fg-a	ft-a	reb	ast	to	bk	st	pf	pts
SIUE					DNP						
New Hampshire					DNP						
Illinois.....					DNP						
Ole Miss.....					DNP						
West Virginia.....					DNP						
St. Bonaventure.....					DNP						
Northern Illinois.....					DNP						
Jackson St.1	0-0	0-0	0-0	1	0	0	0	0	0	0	0
Wisconsin											
Kansas St.											
UCLA											
Xavier											
UConn											
St. John's											
Creighton											
Providence											
Georgetown											
DePaul											
Seton Hall											
Villanova											
Xavier											
Seton Hall											
Providence											
Villanova											
UConn											
Butler											
Georgetown											
Creighton											
Butler											
DePaul											
St. John's											
TBA											

2020-21 STATISTICS

	min	fg-a	3fg-a	ft-a	reb	ast	to	bk	st	pf	pts
Ark.-Pine Bluff.....					DNP						
Eastern Ill.....					DNP						
Oklahoma St.....					DNP						
Wisconsin					DNP						
Green Bay					DNP						
UCLA.....					DNP						
Creighton					DNP						
Seton Hall					DNP						
Xavier					DNP						
Villanova					DNP						
Georgetown					DNP						
UConn					DNP						
Providence.....					DNP						
St. John's.....					DNP						
DePaul.....					DNP						
Providence.....					DNP						
St. John's.....					DNP						
Butler	1	0-0	0-0	0-0	0	0	0	0	0	0	0
Creighton					DNP						
Villanova					DNP						
Seton Hall					DNP						
Butler					DNP						
North Carolina					DNP						
UConn					DNP						
DePaul.....					DNP						
Xavier					DNP						
Georgetown					DNP						

2019-20 STATISTICS

	min	fg-a	3fg-a	ft-a	reb	ast	to	bk	st	pf	pts
Loyola Maryland1	0-0	0-0	0-0	0	0	0	0	0	0	0	0
Purdue					DNP						
Wisconsin					DNP						
Robert Morris.....					DNP						
Davidson.....					DNP						
USC					DNP						
Maryland.....					DNP						
Jacksonville					DNP						
Kansas St.					DNP						
Grambling St.....					DNP						
North Dakota St.					DNP						
Central Arkansas ...1	0-1	0-1	0-0	1	0	0	0	0	0	0	0
Creighton					DNP						
Villanova					DNP						
Providence.....					DNP						
Seton Hall					DNP						
Xavier	1	0-0	0-0	0-0	0	1	0	0	0	0	0
Georgetown					DNP						
St. John's.....1	0-0	0-0	0-0	0	0	0	0	0	0	0	0
Butler					DNP						
Xavier	1	0-0	0-0	0-0	0	0	0	0	0	0	0
DePaul.....					DNP						
Butler					DNP						
Villanova					DNP						
Creighton					DNP						
Providence.....					DNP						
Goergetown					DNP						
Seton Hall					DNP						
DePaul.....					DNP						
St. John's.....					DNP						

2021-22 Marquette Game Notes

Page 14



Official Basketball Box Score - Final
Bowie St. at Marquette
11/04/21 Fiserv Forum, Milwaukee, WI
2021-22 Men's Basketball

Game Time: 7:00 PM
Game Duration: 1:58
Attendance: 11,146

Officials: Lamar Simpson, Wally Rutelick, Nathan Farrell

Bowie St. - 40				Record: 0-0									
NO. Name		Min	FG M-A	3P M-A	FT M-A	Rebounds OR DR TOT	Fouls PF FD	TP	AS	TO	ST	Blocks BS BA	+/-
10 Keith Duffin	F	14:30	2-7	0-0	2-2	3 4 7	2 3	6	0	2	0	0 1	-20
23 Tyler Jones	F	08:26	0-2	0-0	0-0	0 0 0	1 1	0	0	1	1	0 0	-18
0 Josh Cornish	G	19:40	0-6	0-6	0-0	1 2 3	1 0	0	2	4	0	0 0	-52
3 Ayan Teel	G	23:18	2-9	0-3	0-1	0 0 0	2 1 4	3	5	2	0	1	-35
20 David McCollough	G	18:38	2-6	0-1	2-2	1 2 3	0 3	6	0	1	1	0 1	-44
15 Quinton Drayton		17:32	3-6	1-2	1-2	0 0 0	0 2 6	0	0	0	1	0 0	-12
22 Kobay Ayetey		13:15	1-6	0-2	0-0	3 4 7	1 1 2	0	2	0	1	1 1	-9
25 Godiyvitor Okafor		22:43	1-4	0-1	0-2	0 3 3	3 3 2	0	2	1	1	1 0	-23
1 Justin Route		08:46	0-4	0-1	0-0	0 0 0	1 1 0	0	3	0	0	0 0	-20
2 Anthony Carpenter		12:37	0-1	0-0	0-0	0 4 4	1 1 0	0	0	0	0	0 0	-21
11 Kyree Freeman-Davis		10:14	2-5	0-0	0-0	0 0 0	1 0 4	2	2	1	0	0 0	-12
35 Khalil Williams		14:39	0-3	0-1	0-1	1 2 3	1 1 0	0	1	0	0	0 0	-15
5 Dexter Turner		07:38	0-2	0-1	0-0	0 1 1	1 0 0	0	1	1	1	0 0	-1
21 Kevin Makle		03:09	1-2	0-0	0-0	0 1 1	2 0 2	0	0	0	0	0 0	-8
4 Myles Anderson		04:55	2-2	2-2	0-0	0 1 1	1 0 6	0	1	0	0	0 0	0
Team						1 0 1		0					
Totals			16-65	3-20	5-10	13 24 37	18 17 40	9	25	8	2	6	-58

Technical Fouls: NONE

Marquette - 98													
Record: 0-0													
NO. Name		Min	FG M-A	3P M-A	FT M-A	Rebounds OR DR TOT	Fouls PF FD	TP	AS	TO	ST	Blocks BS BA	+/-
10 Justin Lewis	F	25:37	5-11	2-6	1-2	0 7 7	1 1	13	2	0	3	1 1	43
12 Olivier-Maxence Prosper	F	18:56	3-7	1-4	1-1	1 4 5	1 3	8	1	1	1	0 1	40
35 Kur Kuath	F	15:04	4-6	0-0	4-6	3 7 10	0 3	12	0	1	1	4 0	33
22 Tyler Kolek	G	23:30	5-8	5-8	0-0	1 3 4	1 1	15	7	2	1	0 0	39
32 Darryl Morsell	G	23:39	2-7	1-3	1-2	2 6 8	3 1	6	3	2	2	1 0	29
1 Kam Jones		20:14	4-12	2-9	3-3	0 4 4	2 1	13	1	0	3	0 0	29
4 Stevie Mitchell		22:30	4-6	0-1	2-2	1 0 1	2 1	10	4	1	4	0 0	40
13 Oso Ighodaro		14:36	1-2	0-0	7-8	3 4 7	3 5	9	1	1	1	0 0	16
2 Emorian Ellis		17:09	1-5	0-2	2-2	1 1 2	1 2	4	0	3	0	0 0	11
23 David Joplin		17:04	3-7	2-6	0-0	3 2 5	3 0	8	3	2	0	0 0	25
21 Cameron Brown		00:57	0-1	0-1	0-0	0 0 0	0 0	0	0	0	0	0 0	-5
41 Brendan Carney		00:57	0-1	0-1	0-0	0 0 0	0 0	0	0	0	0	0 0	-5
42 Michael Kennedy		00:57	0-1	0-0	0-0	1 0 1	0 0	0	0	0	0	0 0	-5
Team						1 1 2		0		0			
Totals			32-74	13-41	21-26	17 39 56	17 18	98	22	13	16	6 2	58
Technical Fouls: NONE													

Technical Fouls: NONE

Biggest lead	0 (1 st 20:00)	63 (2 nd 0:56)	Points from	BOW	MAR	Period by Period Scoring			
Best Scoring Run	5 (1 st 0:45)	14 (1 st 15:31)	Turnovers	9	35		1st	2nd	TOT
Lead Changes	0		Paint	20	38	BOW	17	23	40
Times Tied	0		Second Chance	4	22				
Time with Lead	00:00	39:45	Fast Breaks	18	41	MAR	48	50	98
			Bench	24	44				



Official Basketball Box Score - Final
New Hampshire at Marquette
11/12/21 Fiserv Forum, Milwaukee
2021-22 Men's Basketball

Game Time: 7:30 PM
Game Duration: 2:18
Attendance: 12,004

Officials: Pat Driscoll, John Gaffney, Nathan Hall

New Hampshire - 70				Record: 1-1											
NO. Name	Min	FG M-A	3P M-A	FT M-A	Rebounds OR DR TOT	Fouls PF FD	TP	AS	TO	ST	Blocks BS BA	+/-			
3 Nick Guadarrama	F 32:14	5-10	4-7	1-2	0 8 8	4 2	15	4	2	0	0	-3			
23 Chris Lester	F 17:29	1-2	0-1	2-3	0 0 0	2 3	4	0	0	0	0	-4			
24 Jayden Martinez	F 36:47	7-15	4-8	3-4	4 4 8	4 2	21	2	1	0	0	-6			
10 Nick Johnson	G 30:56	1-6	0-1	3-6	1 7 8	5 4	5	1	2	0	0	-2			
11 Blonduu Tchoukueigbo	G 37:19	3-12	1-3	0-0	1 3 4	3 3	7	7	3	2	1	-8			
5 Josh Hopkins	08:06	1-1	1-1	0-0	0 2 2	1 1	3	0	0	0	0	6			
12 Sloan Seymour	12:33	1-3	1-3	2-3	0 0 0	1 1	5	0	0	0	0	-11			
2 Qon Murphy	24:36	3-8	1-3	3-6	2 3 5	2 4	10	2	0	1	0	-9			
Team					1 2 3		0		3						
Totals		22-57	12-27	14-24	9 29 38	22 20	70	16	11	3	1 3	-5			
Technical Fouls: NONE															

Technical Fouls: NONE

NO. Name	Min	FG M-A	3P M-A	FT M-A	Rebounds OR DR TOT	Fouls PF FD	TP	AS	TO	ST	Blocks BS BA	S/-
10 Justin Lewis	F 30:00	5-11	0-2	7-10	1 10 11	2 5 17	1	1	1	1	0 0	-1
12 Olivier-Maxence Prosper	F 20:03	2-7	1-4	2-2	1 3 4	4 1 7	0	0	1	0	0 0	-9
35 Kur Kuath	F 13:09	0-0	0-0	0-2	1 3 4	1 1 0	0	0	0	0	1 0	-1
22 Tyler Kolek	G 19:20	1-6	0-5	5-6	0 1 1	3 3 7	3	2	1	0	0 0	-6
32 Darryl Morsell	G 34:04	8-12	3-5	7-7	0 3 3	0 5 26	5	3	1	0	0 0	10
1 Kam Jones	19:45	2-5	1-3	0-0	0 1 1	2 1 5	0	1	0	0	0 0	19
13 Oso Ighodaro	25:54	1-1	0-0	1-2	5 7 12	1 2 3	0	1	1	2	0 0	8
4 Stevie Mitchell	20:33	2-7	1-3	2-3	0 0 0	5 3 7	2	0	2	0	1 0	10
2 Emorian Ellis	05:43	0-1	0-1	0-0	0 0 0	1 0 0	0	0	0	0	0 0	-10
23 David Joplin	11:29	1-4	1-4	0-0	0 2 2	1 1 3	1	1	0	0	0 0	-5
Team					0 0 0		0		0			
Totals		22-54	7-27	24-32	8 30 38	20 22 75	12	9	7	3	1 0	5

Technical Fouls: NONE

	UNH	MAR
Biggest lead	6 (1 st 2:50)	9 (2 nd 12:28)
Best Scoring Run	7 (2 nd 7:45)	9 (2 nd 13:34)
Lead Changes	12	
Times Tied	10	
Time with Lead	16:19	19:03

Points from	UNH	MAR
Turnovers	10	11
Paint	18	24
Second Chance	8	4
Fast Breaks	5	21
Bench	18	18

Period by Period Scoring			
	1st	2nd	TOT
UNH	29	41	70
MAR	34	41	75



Official Basketball Box Score - Final
SIUE at Marquette
11/09/21 Fiserv Forum, Milwaukee, WI
2021-22 Men's Basketball

Game Time: 7:30 PM
Game Duration: 2:22
Attendance: 13,013

Officials: Mike Roberts, Tim Clougherty, JD Ralls

SIUE - 77													Record: 0-1												
NO.	Name	Min	FG M-A	3P M-A	FT M-A	Rebounds OR DR TOT	Fouls PF FD	TP	AS	TO	ST	Blocks BS BA	+/-	Shooting By Period											
1	DeeJuan Pruitt	F 21:15	3-5	1-2	3-4	2 4 6	2 4	10	1	1	1	0	0	-3	1 st	FG%	16.26	61.5%							
55	Lamar Wright	F 16:53	3-5	0-0	1-2	2 1 3	4 3	7	0	2	1	1	0	-1	3P%	1-3	33.3%								
3	Ray/Sean Taylor	G 27:03	5-12	0-3	6-7	0 5 5	5 6	16	2	4	1	0	0	7	FT%	5-10	50%								
4	Shamar Wright	G 26:24	4-6	0-0	3-6	1 1 2	4 3	11	0	2	3	0	0	-9	2 nd	FG%	12.34	35.3%							
11	Courtney Carter	G 21:17	3-7	0-2	0-0	1 3 4	3 2	6	3	5	0	0	2	-12	3P%	1-11	9.1%								
21	Shaun Doss Jr.	26:19	6-12	0-0	1-2	1 4 5	2 1	13	2	3	0	1	1	-12	FT%	14-19	73.7%								
5	Carlos Curtis	23:44	3-8	1-5	4-6	2 2 4	2 3	11	4	4	0	0	1	-12	GM FG%	28-60	46.7%								
12	Jonathan Kurtas	20:49	1-3	0-0	0-0	1 3 4	2 2	2	2	2	0	0	0	-9	3P%	2-14	14.3%								
2	Desmond Polk	14:08	0-2	0-2	0-0	0 2 2	1 0	0	1	1	0	0	0	-2	FT%	19-29	65.5%								
22	Michael Matas	02:08	0-0	0-0	1-2	0 0 0	0 1 1	0	0	0	0	0	0	-2	Dead Ball Rebounds: 3; 0										
Team						4 3 7		0	0																
Totals			28-60			2-14	19-29	14 28 42	25 25	77	15	24	6 2 5	-11	Technical Fouls: NONE										

Technical Fouls: NONE

Marquette - 88												
Record: 1-0												
NO. Name	Min	FG M-A	3P M-A	FT M-A	Rebounds OR DR TOT	Fouls PF FD	TP	AS	TO	ST	Blocks BS BA	+/-
10 Justin Lewis	F 30:00	6-14	1-5	4-4	1 10 11	2 3	17	1	6	2	1 0	8
12 Olivier-Maxence Prosper	F 28:50	3-8	1-3	1-2	4 3 7	4 4	8	1	1	2	0 1	5
35 Kur Kuath	F 15:04	3-6	0-0	1-2	1 1 2	2 1	7	1	0	0	3 0	-17
22 Tyler Kolek	G 28:23	2-8	0-3	6-7	1 1 2	3 5	10	9	3	0	0 0	6
32 Darryl Morsell	G 27:46	7-13	3-7	4-5	2 2 4	5 4	21	2	2	0	0 1	4
1 Kam Jones	13:59	1-4	1-3	1-2	0 0 0	4 1	4	0	0	0	0 0	6
4 Stevie Mitchell	24:27	5-10	1-3	3-5	2 2 4	2 4	14	4	1	0	0 0	16
13 Oso Ighodaro	23:27	3-3	0-0	1-2	1 2 3	2 2	7	1	1	2	1 0	27
23 David Joplin	08:04	0-2	0-0	0-0	0 0 0	1 0	0	0	0	0	0 0	0
Team					2 3 5		0	0				
Totals		30-68	7-26	21-29	14 24 38	25 25	88	19	14	9	5 2	11
Technical Fouls: NONE												
Shooting By Period												
1st FG% 15-39 38.5%												
2nd FG% 15-29 51.7%												
3rd FG% 3-8 37.5%												
4th FG% 16-20 80%												
GM FG% 30-68 44.1%												
3PT% 7-26 26.9%												
FT% 21-29 72.4%												
Dead Ball Rebounds: 4:1												

2021-22 Marquette Game Notes

Page 15



Official Basketball Box Score - Final
Marquette at Ole Miss
11/18/21 TD Arena, Charleston, SC
Marquette vs. Ole Miss

Game Time: 7:00 PM
Game Duration: 1:58

Marquette - 78													Record: 4-0																
NO.	Name	Min	FG M-A	3P M-A	FT M-A	Rebounds DR TR TOT	Fouls PF FO	TP	AS	TO	ST	Blocks BS BA	+/	Shooting By Period															
10	Justin Lewis	F 33:26	6-13	5-8	4-4	1 8 9	2 3	21	0	1	1	0	0	9	1 st FG%	10-30	33.3%												
12	Olivier-Maxence Prosper	F 17:02	0-2	0-1	0-0	1 4 5	1 1	0	0	1	0	1	0	2	3 rd FT%	6-17	35.3%												
35	Kur Kuath	F 29:08	3-5	0-0	0-0	1 2 3	4 0	6	1	0	0	4	0	-2	FT%	5-6	83.3%												
22	Tyler Kolek	G 35:00	1-5	1-4	0-0	0 5 5	0 1	3	6	2	0	0	0	7	2 nd FG%	14-26	53.8%												
32	Darryl Morsell	G 34:40	5-10	3-5	9-10	1 2 3	3 7	22	3	3	1	0	2	5	3 rd FT%	7-15	46.7%												
1	Kam Jones	24:38	6-14	2-9	4-5	0 1 1	2 5	18	3	0	0	0	1	4	FT%	12-13	92.3%												
4	Stevie Mitchell	12:32	1-2	0-1	0-0	0 1 1	1 0	2	1	1	0	0	0	3	GM FG%	24-56	42.9%												
13	Oso Ighodaro	05:35	0-1	0-0	0-0	1 1 2	3 0	0	2	1	0	0	0	3	FT%	13-32	40.6%												
23	David Joplin	07:59	2-4	2-4	0-0	0 1 1	1 1	6	0	1	1	0	0	-1	FT%	17-19	89.5%												
Team														Dead Ball Rebounds: 1,0															
Totals														24-56	13-32	17-19	6-28	34	17	18	78	16	10	3	5	3	6	Technical Fouls: NONE	

Ole Miss - 72													Record: 2-1												
NO.	Name	Min	FG M-A	3P M-A	FT M-A	Rebounds OR DR TOT	Fouls PF FO	TP	AS	TO	ST	Blocks BS BA	+/-	Shooting By Period											
4	Jaemyn Brakefield	F 26:54	5-9	1-1	0-1	2 3 5	0 2	11	2	3	0	0	1	3	1st FG%	14-28	50.0%								
3	Nysier Brooks	C 26:41	6-7	0-0	1-3	3 4 7	3 5	13	2	1	1	0	0	0	3PT%	6-11	54.5%								
1	Austin Crowley	G 25:39	3-8	2-3	0-0	0 4 4	1 1	8	6	2	1	0	0	-5	FT%	2-2	100%								
15	Luis Rodriguez	G 27:13	3-9	2-6	1-2	1 2 3	3 1	9	2	0	1	0	1	-3	2nd FG%	15-34	44.1%								
24	Jarkel Joiner	G 38:46	4-13	2-6	3-4	0 6 6	1 4	13	2	1	2	0	0	-8	3PT%	2-9	22.2%								
21	Robert Allen	19:34	4-8	0-1	0-2	4 2 6	4 2	8	0	1	1	2	2	-7	FT%	4-13	30.8%								
11	Matthew Murrell	20:37	1-3	0-1	0-0	0 3 3	1 0	2	1	0	0	0	0	-8	GM FG%	29-62	46.8%								
14	Tye Fagan	09:51	3-5	1-2	1-3	0 0 1	1 4	2	8	1	1	1	1	2	3PT%	8-20	40.0%								
23	Sammy Hunter	04:45	0-0	0-0	0-0	0 0 0	1 0	0	0	0	0	0	0	-4	FT%	6-15	40.0%								
Team														Dead Ball Rebounds: 4-0											
Totals														29-62	8-20	6-15	10 27 37	18 17	72	16	9	7	3	5	-6
														Technical Fouls: NONE											

	MAR		MIS		Points from		MAR	MIS	Period by Period Scoring			
Biggest lead	7 (2 nd 3:55)		12 (1 st 14:03)		Turnovers	17	11		1st	2nd	TOT	
Best Scoring Run	7 (1 st 1:52)		8 (1 st 18:07)		Paint	16	38					
Lead Changes	7				Second Chance	14	8	MAR	31	47	78	
Times Tied	5				Fast Breaks	3	6					
Time with Lead	10:32	25:58			Bench	26	18	MIS	36	36	72	



Official Basketball Box Score - Final
St. Bonaventure at Marquette
11/21/21 TD Arena, Charleston, SC
St. Bonaventure vs. Marquette

Game Time: 7:30 PM
Game Duration: 2:01
Attendance: 4,820

St. Bonaventure - 70													Record: 5-0																		
NO.	Name	Min	FG M-A	3P M-A	FT M-A	Rebounds O D R	Fouls PF FO	TP	AS	TO	ST	Blocks BS BA	+/	Shooting By Period																	
33	Jalen Adaway	F 38:15	7-11	0-1	0-0	1 3 4	4 1	14	0	1	1	1	25	1 st FG%	15-35	42.9%	3PT%	1-10	10.0%	FT%	2-2	100%	2 nd FG%	13-24	54.2%	3PT%	1-7	14.3%	FT%	10-15	66.7%
21	Osun Osunniyi	C 30:16	8-10	0-0	0-1	1 10 11	4 3	16	0	0	1	4	0	24	GM FG%	28-59	47.5%	3PT%	2-17	11.8%	FT%	12-17	70.6%	Dead Ball Rebounds: 2-0							
0	Kyle Lofton	G 35:46	5-10	0-4	2-2	0 3 3	3 3	0	12	4	3	2	0	23																	
1	Dominick Welch	G 26:32	2-7	1-5	0-0	0 4 4	3 1	5	3	1	4	1	0	15																	
5	Jaren Holmes	G 38:15	5-14	1-4	8-12	3 10 13	2 10	19	4	1	1	0	1	25																	
12	Abdoul Karim Coulibaly	07:59	1-3	0-0	0-0	1 1 2	1 0	2	0	0	0	0	1	1																	
4	Linton Brown	15:57	0-4	0-3	2-2	1 1 2	0 2	2	0	3	0	0	0	3																	
2	Quadry Adams	01:45	0-0	0-0	0-0	0 0 0	0 2	0	0	0	1	0	0	-9																	
3	Joryam Saizonou	01:45	0-0	0-0	0-0	0 1 1	0 0	0	0	0	1	0	0	-9																	
10	Oluwasegun Durosini	01:45	0-0	0-0	0-0	0 0 0	0 0	0	0	0	1	0	1	-9																	
11	Justin Ndjock-Tadjore	01:45	0-0	0-0	0-0	0 0 0	2 0	0	0	0	0	0	0	-9																	
Team																Technical Fouls: Osunniyi 2 nd 6:48															
Totals			28-59 2-17 12-17 7 33 40 21 17 70 11 13 9 8 2 16																												

Marquette - 54													Record: 5-1												
NO.	Name	Min	FG M-A	3P M-A	FT M-A	Rebounds OR DR TOT	Fouls PF FO	TP	AS	TO	ST	Blocks BS BA	+/-	Shooting By Period											
10	Justin Lewis	F 32:35	6-13	1-6	4-4	1 10 11	4 4	17	0	1	1	0	2	-17	1st FG%	9-30	30.0%								
12	Olivier-Maxence Prosper	F 13:53	1-5	0-2	0-0	0 3 3	1 0	2	1	0	0	0	1	-9	3PT%	4-17	23.5%								
35	Kur Kuath	F 19:37	3-3	0-0	3-5	3 2 5	1 3	9	1	0	0	1	0	-11	FT%	3-4	75%								
22	Tyler Kolek	G 19:22	0-5	0-2	0-0	1 2 3	2 2	0	0	2	0	0	0	-13	2nd FG%	8-26	30.8%								
32	Darryl Morsell	G 26:11	0-8	0-3	3-4	1 1 2	2 1	3	3	3	1	0	2	-22	3PT%	2-10	20.0%								
1	Kam Jones	28:11	0-7	1-6	1-3	0 1 1	2 2	4	3	2	0	0	1	-13	GM FG%	17-56	30.4%								
13	Oso Igohodaro	09:38	0-0	0-0	0-0	1 1 0	1 0	1	0	1	1	0	0	-5	3PT%	6-27	22.2%								
4	Stevie Mitchell	12:23	1-1	0-0	0-0	1 1 0	2 1	2	1	4	1	0	0	-5	FT%	14-24	58.3%								
5	Greg Elliott	10:36	1-3	1-1	0-0	0 1 1	1 1	3	0	2	1	0	0	-10	Dead Ball Rebounds: 6, 1										
23	David Joplin	18:25	3-9	2-6	2-4	1 3 4	1 3	10	1	1	1	1	1	5											
2	Emarion Ellis	09:09	1-2	1-1	1-4	2 1 3	1 2	4	1	1	0	1	1	10											
Team						1 0 1		0	0																
Totals			17-56			6-27	14-24	10 26 36	18 20	54	12 17	5	2 8	-16	Technical Fouls: Coach 2 nd 16:41										

2021-22 Marquette Game Notes

Page 16



Official Basketball Box Score - Final
Jackson St. at Marquette
11/30/21 Fiserv Forum, Milwaukee, WI
2021-22 Men's Basketball

Game Time: 8:00 PM
Game Duration: 2:05
Attendance: 11,539

Officials: Earl Walton, Lamar Simpson, Mike Palau

Jackson St. - 54

Record: 1-6

NO.	Name		Min	FG		3P	FT	Rebounds			Fouls		TP	AS	TO	ST	Blocks		+/-
				M-A	M-A	M-A	OR	DR	TOT	PF	FD	PF					FD	BS	
11	Jayveous McKinnis	F	30:01	6-14	0-0	1-3	6	8	14	2	3	13	0	1	2	4	4	-20	
21	Chris Freeman	F	09:30	0-2	0-1	0-0	1	1	2	1	0	0	0	0	0	0	1	-7	
2	Ken Evans	G	21:30	2-8	1-3	0-0	1	1	2	2	0	5	4	2	0	0	1	-14	
3	Jonas James	G	33:25	2-8	0-3	0-0	0	2	2	3	1	4	1	5	2	0	0	-29	
10	Dyllan Taylor	G	26:56	2-4	0-0	2-2	0	1	1	2	2	6	3	3	1	0	0	-20	
1	Darius Hicks		17:23	1-5	1-2	0-0	2	0	2	2	0	3	1	1	0	1	0	-10	
22	Chance Moore		23:55	3-13	2-6	3-4	0	1	1	1	3	11	2	3	1	0	0	-13	
4	Coltie Young		08:43	2-5	0-2	0-0	0	2	2	0	0	4	0	1	2	0	0	-3	
34	Terence Lewis II		16:02	2-7	0-0	1-4	5	4	9	3	4	5	0	0	3	0	0	-14	
12	Darrian Wilson		07:10	0-0	0-0	0-0	0	0	0	1	0	0	0	0	0	0	0	-10	
31	Jamarcus Jones		05:25	1-3	0-0	1-2	0	0	0	1	1	3	1	1	1	0	0	-5	
Team										2	1	3			0	3			
Totals				21-69	4-17	8-15	17	21	38	18	14	54	12	20	12	5	6	-29	

Technical Fouls:NONE

Shooting By Period			
1st	FG%	12-33	36.4%
	3PT%	4-11	36.4%
	FT%	1-2	50%
2nd	FG%	9-36	25.0%
	3PT%	0-6	0.0%
	FT%	7-13	53.8%
GM	FG%	21-69	30.4%
	3PT%	4-17	23.5%
	FT%	8-15	53.3%

Dead Ball Rebounds: 2, 0

Marquette - 83

Record: 7-1

NO.	Name		Min	FG		3P		FT		Rebounds		Fouls		TP	AS	TO	ST	Blocks		BS	+/-	
				M-A	M-A	M-A	M-A	OR	DR	TOT	PF	FD	PF					FD	BS			BA
10	Justin Lewis	F	27:40	3-11	1-5	1-5	1	6	7	3	5	8	1	2	1	1	1	15				
35	Kur Kuath	F	18:54	4-6	0-0	0-0	1	6	7	0	1	8	0	2	0	5	0	8				
1	Kam Jones	G	23:32	3-4	2-3	0-0	0	2	2	0	0	8	5	2	2	0	0	16				
22	Tyler Kolek	G	26:06	1-8	1-5	2-2	0	3	3	1	0	5	4	2	3	0	2	21				
32	Darryl Morsell	G	21:11	3-5	1-2	1-2	0	2	2	1	2	8	5	3	1	0	0	22				
12	Olivier-Maxence Prosper		12:22	4-6	1-2	2-2	0	2	2	1	2	11	1	0	1	0	1	16				
4	Stevie Mitchell		20:25	3-6	0-0	3-5	1	3	4	2	4	9	3	3	2	0	1	8				
5	Greg Elliott		03:31	0-0	0-0	0-0	0	0	0	0	0	0	0	0	0	0	0	-1				
13	Oso Ighodaro		19:47	6-6	0-0	2-3	3	8	11	4	2	14	1	0	0	0	0	24				
23	David Joplin		10:48	2-3	2-3	0-0	0	1	1	0	0	6	0	1	1	0	0	10				
2	Emarion Ellis		11:47	1-2	0-1	4-4	0	1	1	2	2	6	1	4	1	0	0	15				
21	Cameron Brown		01:19	0-0	0-0	0-0	0	0	0	0	0	0	0	1	0	0	0	-3				
41	Brendan Carney		01:19	0-0	0-0	0-0	0	0	0	0	0	0	0	0	0	0	0	-3				
42	Michael Kennedy		01:19	0-0	0-0	0-0	0	1	1	0	0	0	0	0	0	0	0	-3				
Team										5	0	5				0		0				
Totals					30-57	8-21	15-23	11	35	46	14	18	83	21	20	12	6	5	29			

Technical Fouls:NONE

Shooting By Period			
1st	FG%	11-28	39.3%
	3PT%	2-9	22.2%
	FT%	5-10	50%
2nd	FG%	19-29	65.5%
	3PT%	6-12	50.0%
	FT%	10-13	76.9%
GM	FG%	30-57	52.6%
	3PT%	8-21	38.1%
	FT%	15-23	65.2%

Dead Ball Rebounds: 3, 1

	JSU	MAR	Points from	JSU	MAR	Period by Period Scoring			
Biggest lead	2 (1 st 14:41)	32 (2 nd 1:23)	Turnovers	15	30		1st	2nd	TOT
Best Scoring Run	5 (1 st 14:41)	8 (2 nd 11:21)	Paint	34	42				
Lead Changes	8		Second Chance	11	16	JSU	29	25	54
Times Tied	9		Fast Breaks	16	26				
Time with Lead	06:07	25:51	Bench	26	46	MAR	29	54	83

Individual Career History

Cameron Brown

Season	gp-gs	min/avg	Total		3-Point		F-Throws		Rebounds										Scoring	
			fg-fga	pct	fg-fga	pct	ft-fta	pct	off	def	tot	avg	pf	fo	ast	to	blk	stl	pts	avg
2021-22	1-0	1/1.0	0-0	.000	0-0	.000	0-0	.000	0	0	0	0.0	0	0	0	1	0	0	0	0.0
TOTAL	1-0	1/1.0	0-0	.000	0-0	.000	0-0	.000	0	0	0	0.0	0	0	0	1	0	0	0	0.0

SINGLE-GAME HIGHS [all-time ranking]:

Brendan Carney

Season	gp-gs	min/avg	Total		3-Point		F-Throws		Rebounds										Scoring	
			fg-fga	pct	fg-fga	pct	ft-fta	pct	off	def	tot	avg	pf	fo	ast	to	blk	stl	pts	avg
2019-20	4-0	3/0.8	1-1	1.000	1-1	1.000	0-0	.000	0	0	0	0.0	0	0	0	0	0	0	3	0.8
2020-21	1-0	1/1.0	0-0	.000	0-0	.000	0-0	.000	0	0	0	0.0	0	0	0	0	0	0	0	0.0
2021-22	1-0	1/1.0	0-0	.000	0-0	.000	0-0	.000	0	0	0	0.0	0	0	0	0	0	0	0	0.0
TOTAL	6-0	5/0.8	1-1	1.000	1-1	1.000	0-0	.000	0	0	0	0.0	0	0	0	0	0	0	3	0.5

SINGLE-GAME HIGHS [all-time ranking]:

Greg Elliott

Season	gp-gs	min/avg	Total		3-Point		F-Throws		Rebounds										Scoring	
			fg-fga	pct	fg-fga	pct	ft-fta	pct	off	def	tot	avg	pf	fo	ast	to	blk	stl	pts	avg
2017-18	35-4	639/18.3	54-107	.505	11-30	.367	38-48	.792	23	58	81	2.3	67	1	48	30	24	30	157	4.5
2019-20	24-1	457/19.0	41-94	.436	19-46	.413	21-29	.724	13	49	62	2.6	28	2	32	22	4	16	122	5.1
2020-21	27-5	488/18.1	54-112	.482	30-66	.455	30-36	.833	10	34	44	1.6	28	0	20	26	5	23	168	6.2
2021-22	4-0	38/9.5	2-7	.286	2-4	.500	3-4	.750	0	4	4	1.0	4	0	2	4	0	3	9	2.3
TOTAL	90-10	1622/18.0	151-320	.472	62-146	.425	92-117	.786	46	145	191	2.1	127	3	102	82	33	72	456	5.1

SINGLE-GAME HIGHS [all-time ranking]:

Points: 5, Northern Ill. -- 11/27/21

Rebounds: 3, Northern Ill. -- 11/27/21

Assists: 1, vs West Virginia -- 11/19/21; Northern Ill. -- 11/27/21

Steals: 1, vs West Virginia -- 11/19/21; vs St. Bonaventure -- 11/21/21; Northern Ill. -- 11/27/21

FG made: 1, vs St. Bonaventure -- 11/21/21; Northern Ill. -- 11/27/21

FG attempts: 3, vs St. Bonaventure -- 11/21/21

3FG made: 1, vs St. Bonaventure -- 11/21/21; Northern Ill. -- 11/27/21

3FG attempts: 2, Northern Ill. -- 11/27/21

FT made: 2, Northern Ill. -- 11/27/21

FT attempts: 2, vs West Virginia -- 11/19/21; Northern Ill. -- 11/27/21

Individual Career History

Emarion Ellis

			Total		3-Point		F-Throws		Rebounds											Scoring	
Season	gp-gs	min/avg	fg-fga	pct	fg-fga	pct	ft-fta	pct	off	def	tot	avg	pf	fo	ast	to	blk	stl	pts	avg	
2021-22	5-0	39/7.8	2-5	.400	1-3	.333	6-12	.500	2	3	5	1.0	7	0	3	8	0	2	11	2.2	
TOTAL	5-0	39/7.8	2-5	.400	1-3	.333	6-12	.500	2	3	5	1.0	7	0	3	8	0	2	11	2.2	

SINGLE-GAME HIGHS [all-time ranking]:

Points: 6, Jackson St. -- 11/30/21

Rebounds: 3, vs St. Bonaventure -- 11/21/21

Assists: 1, vs St. Bonaventure -- 11/21/21; Northern Ill. -- 11/27/21; Jackson St. -- 11/30/21

Steals: 1, Northern Ill. -- 11/27/21; Jackson St. -- 11/30/21

FG made: 1, vs St. Bonaventure -- 11/21/21; Jackson St. -- 11/30/21

FG attempts: 2, vs St. Bonaventure -- 11/21/21; Jackson St. -- 11/30/21

3FG made: 1, vs St. Bonaventure -- 11/21/21

3FG attempts: 1, New Hampshire -- 11/12/21; vs St. Bonaventure -- 11/21/21; Jackson St. -- 11/30/21

FT made: 4 [t-9th], Jackson St. -- 11/30/21

FT attempts: 4, vs St. Bonaventure -- 11/21/21; Northern Ill. -- 11/27/21; Jackson St. -- 11/30/21

Oso Ighodaro

			Total		3-Point		F-Throws		Rebounds											Scoring	
Season	gp-gs	min/avg	fg-fga	pct	fg-fga	pct	ft-fta	pct	off	def	tot	avg	pf	fo	ast	to	blk	stl	pts	avg	
2020-21	5-0	38/7.6	3-4	.750	0-0	.000	0-1	.000	2	4	6	1.2	6	0	2	2	1	1	6	1.2	
2021-22	8-0	129/16.1	15-19	.789	0-0	.000	5-9	.556	11	25	36	4.5	17	0	9	6	5	4	35	4.4	
TOTAL	13-0	167/12.8	18-23	.783	0-0	.000	5-10	.500	13	29	42	3.2	23	0	11	8	6	5	41	3.2	

SINGLE-GAME HIGHS [all-time ranking]:

Points: 14, Jackson St. -- 11/30/21

Rebounds: 12 [1st], New Hampshire -- 11/12/21

Assists: 3, Northern Ill. -- 11/27/21

Steals: 2 [t-3rd], SIUE -- 11/09/21

Blocks: 2 [t-7th], New Hampshire -- 11/12/21

FG made: 6 [t-7th], Jackson St. -- 11/30/21

FG attempts: 6, Jackson St. -- 11/30/21

FT made: 2, Jackson St. -- 11/30/21

FT attempts: 3, Jackson St. -- 11/30/21

Kam Jones

			Total		3-Point		F-Throws		Rebounds											Scoring	
Season	gp-gs	min/avg	fg-fga	pct	fg-fga	pct	ft-fta	pct	off	def	tot	avg	pf	fo	ast	to	blk	stl	pts	avg	
2021-22	8-1	166/20.8	21-53	.396	11-35	.314	10-15	.667	3	8	11	1.4	13	0	14	8	1	6	63	7.9	
TOTAL	8-1	166/20.8	21-53	.396	11-35	.314	10-15	.667	3	8	11	1.4	13	0	14	8	1	6	63	7.9	

SINGLE-GAME HIGHS [all-time ranking]:

Points: 18 [t-7th], vs Ole Miss -- 11/18/21

Rebounds: 3, Northern Ill. -- 11/27/21

Assists: 5 [t-4th], Jackson St. -- 11/30/21

Steals: 2 [t-3rd], Illinois -- 11/15/21; Northern Ill. -- 11/27/21; Jackson St. -- 11/30/21

Blocks: 1 [t-9th], vs West Virginia -- 11/19/21

FG made: 6 [t-7th], vs Ole Miss -- 11/18/21

FG attempts: 14 [t-4th], vs Ole Miss -- 11/18/21

3FG made: 4 [t-3rd], vs West Virginia -- 11/19/21

3FG attempts: 9 [2nd], vs Ole Miss -- 11/18/21

FT made: 4 [t-9th], vs Ole Miss -- 11/18/21

FT attempts: 5 [t-9th], vs Ole Miss -- 11/18/21

Individual Career History

David Joplin

Season	gp-gs	min/avg	Total		3-Point		F-Throws		Rebounds										Scoring	
			fg-fga	pct	fg-fga	pct	ft-fta	pct	off	def	tot	avg	pf	fo	ast	to	blk	stl	pts	avg
2021-22	8-0	84/10.5	12-33	.364	9-27	.333	2-4	.500	4	8	12	1.5	9	0	3	8	2	3	35	4.4
TOTAL	8-0	84/10.5	12-33	.364	9-27	.333	2-4	.500	4	8	12	1.5	9	0	3	8	2	3	35	4.4

SINGLE-GAME HIGHS [all-time ranking]:

Points: 10, vs St. Bonaventure -- 11/21/21

Rebounds: 4, vs St. Bonaventure -- 11/21/21

Assists: 1, New Hampshire -- 11/12/21; vs St. Bonaventure -- 11/21/21; Northern Ill. -- 11/27/21

Steals: 1, vs Ole Miss -- 11/18/21; vs St. Bonaventure -- 11/21/21; Jackson St. -- 11/30/21

Blocks: 1 [t-9th], vs St. Bonaventure -- 11/21/21; Northern Ill. -- 11/27/21

FG made: 3, vs St. Bonaventure -- 11/21/21

FG attempts: 9, vs St. Bonaventure -- 11/21/21

3FG made: 2 [t-10th], vs Ole Miss -- 11/18/21; vs St. Bonaventure -- 11/21/21; Jackson St. -- 11/30/21

3FG attempts: 6 [t-7th], vs St. Bonaventure -- 11/21/21

FT made: 2, vs St. Bonaventure -- 11/21/21

FT attempts: 4, vs St. Bonaventure -- 11/21/21

Michael Kennedy

Season	gp-gs	min/avg	Total		3-Point		F-Throws		Rebounds										Scoring	
			fg-fga	pct	fg-fga	pct	ft-fta	pct	off	def	tot	avg	pf	fo	ast	to	blk	stl	pts	avg
2019-20	4-0	3/0.8	0-1	.000	0-1	.000	0-0	.000	1	0	1	0.3	0	0	1	0	0	0	0	0.0
2020-21	1-0	1/1.0	0-0	.000	0-0	.000	0-0	.000	0	0	0	0.0	0	0	0	0	0	0	0	0.0
2021-22	1-0	1/1.0	0-0	.000	0-0	.000	0-0	.000	0	1	1	1.0	0	0	0	0	0	0	0	0.0
TOTAL	6-0	5/0.8	0-1	.000	0-1	.000	0-0	.000	1	1	2	0.3	0	0	1	0	0	0	0	0.0

SINGLE-GAME HIGHS [all-time ranking]:

Rebounds: 1, Jackson St. -- 11/30/21

Tyler Kolek

Season	gp-gs	min/avg	Total		3-Point		F-Throws		Rebounds										Scoring	
			fg-fga	pct	fg-fga	pct	ft-fta	pct	off	def	tot	avg	pf	fo	ast	to	blk	stl	pts	avg
2021-22	8-8	225/28.1	20-63	.317	9-34	.265	16-19	.842	3	26	29	3.6	14	0	40	22	0	11	65	8.1
TOTAL	8-8	225/28.1	20-63	.317	9-34	.265	16-19	.842	3	26	29	3.6	14	0	40	22	0	11	65	8.1

SINGLE-GAME HIGHS [all-time ranking]:

Points: 18 [t-7th], vs West Virginia -- 11/19/21

Rebounds: 6, vs West Virginia -- 11/19/21

Assists: 9 [1st], SIUE -- 11/09/21

Steals: 3 [t-1st], SIUE -- 11/09/21; Jackson St. -- 11/30/21

FG made: 7 [t-2nd], vs West Virginia -- 11/19/21

FG attempts: 12 [t-9th], vs West Virginia -- 11/19/21

3FG made: 4 [t-3rd], vs West Virginia -- 11/19/21

3FG attempts: 8 [t-3rd], vs West Virginia -- 11/19/21

FT made: 6 [5th], SIUE -- 11/09/21

FT attempts: 7 [t-5th], SIUE -- 11/09/21

Individual Career History

Kur Kuath

			Total		3-Point		F-Throws		Rebounds										Scoring	
Season	gp-gs	min/avg	fg-fga	pct	fg-fga	pct	ft-fta	pct	off	def	tot	avg	pf	fo	ast	to	blk	stl	pts	avg
2021-22	8-8	152/19.0	23-33	.697	0-0	.000	7-15	.467	11	26	37	4.6	12	0	3	3	25	2	53	6.6
TOTAL	8-8	152/19.0	23-33	.697	0-0	.000	7-15	.467	11	26	37	4.6	12	0	3	3	25	2	53	6.6

SINGLE-GAME HIGHS [all-time ranking]:

Points: 9, vs St. Bonaventure -- 11/21/21

Rebounds: 7, Jackson St. -- 11/30/21

Assists: 1, SIUE -- 11/09/21; vs Ole Miss -- 11/18/21; vs St. Bonaventure -- 11/21/21

Steals: 2 [t-3rd], Illinois -- 11/15/21

Blocks: 5 [t-1st], Illinois -- 11/15/21; Jackson St. -- 11/30/21

FG made: 4, vs West Virginia -- 11/19/21; Northern Ill. -- 11/27/21; Jackson St. -- 11/30/21

FG attempts: 6, SIUE -- 11/09/21; Jackson St. -- 11/30/21

FT made: 3, Illinois -- 11/15/21; vs St. Bonaventure -- 11/21/21

FT attempts: 6 [t-7th], Illinois -- 11/15/21

Justin Lewis

			Total		3-Point		F-Throws		Rebounds											Scoring	
Season	gp-gs	min/avg	fg-fga	pct	fg-fga	pct	ft-fta	pct	off	def	tot	avg	pf	fo	ast	to	blk	stl	pts	avg	
2020-21	21-1	440/21.0	63-151	.417	7-32	.219	30-52	.577	42	71	113	5.4	40	0	16	29	14	8	163	7.8	
2021-22	8-8	250/31.3	44-94	.468	12-37	.324	29-37	.784	6	58	64	8.0	17	0	7	14	3	10	129	16.1	
TOTAL	29-9	690/23.8	107-245	.437	19-69	.275	59-89	.663	48	129	177	6.1	57	0	23	43	17	18	292	10.1	

SINGLE-GAME HIGHS [all-time ranking]:

Points: 21 [t-4th], vs Ole Miss -- 11/18/21

Rebounds: 11 [t-2nd], SIUE -- 11/09/21; New Hampshire -- 11/12/21; vs St. Bonaventure -- 11/21/21

Assists: 4 [t-9th], vs West Virginia -- 11/19/21

Steals: 2 [t-3rd], SIUE -- 11/09/21; Northern Ill. -- 11/27/21

Blocks: 1 [t-9th], SIUE -- 11/09/21; Northern Ill. -- 11/27/21; Jackson St. -- 11/30/21

FG made: 7 [t-2nd], vs West Virginia -- 11/19/21

FG attempts: 15 [t-2nd], vs West Virginia -- 11/19/21

3FG made: 5 [2nd], vs Ole Miss -- 11/18/21

3FG attempts: 8 [t-3rd], vs Ole Miss -- 11/18/21

FT made: 7 [t-2nd], New Hampshire -- 11/12/21; Illinois -- 11/15/21

FT attempts: 10 [t-1st], New Hampshire -- 11/12/21

Stevie Mitchell

			Total		3-Point		F-Throws		Rebounds											Scoring	
Season	gp-gs	min/avg	fg-fga	pct	fg-fga	pct	ft-fta	pct	off	def	tot	avg	pf	fo	ast	to	blk	stl	pts	avg	
2021-22	8-0	132/16.5	16-33	.485	3-9	.333	10-19	.526	3	13	16	2.0	17	1	15	12	2	5	45	5.6	
TOTAL	8-0	132/16.5	16-33	.485	3-9	.333	10-19	.526	3	13	16	2.0	17	1	15	12	2	5	45	5.6	

SINGLE-GAME HIGHS [all-time ranking]:

Points: 14, SIUE -- 11/09/21

Rebounds: 4, SIUE -- 11/09/21; Northern Ill. -- 11/27/21; Jackson St. -- 11/30/21

Assists: 4 [t-9th], SIUE -- 11/09/21; Northern Ill. -- 11/27/21

Steals: 2 [t-3rd], New Hampshire -- 11/12/21; Jackson St. -- 11/30/21

Blocks: 2 [t-7th], Northern Ill. -- 11/27/21

FG made: 5, SIUE -- 11/09/21

FG attempts: 10, SIUE -- 11/09/21

3FG made: 1, SIUE -- 11/09/21; New Hampshire -- 11/12/21; Northern Ill. -- 11/27/21

3FG attempts: 3, SIUE -- 11/09/21; New Hampshire -- 11/12/21

FT made: 3, SIUE -- 11/09/21; Jackson St. -- 11/30/21

FT attempts: 5 [t-9th], SIUE -- 11/09/21; Jackson St. -- 11/30/21

Individual Career History

Darryl Morsell

Season	gp-gs	min/avg	Total		3-Point		F-Throws		Rebounds										Scoring	
			fg-fga	pct	fg-fga	pct	ft-fta	pct	off	def	tot	avg	pf	fo	ast	to	blk	stl	pts	avg
2021-22	8-8	230/28.8	35-75	.467	14-32	.438	38-47	.809	6	21	27	3.4	15	1	25	23	1	6	122	15.3
TOTAL	8-8	230/28.8	35-75	.467	14-32	.438	38-47	.809	6	21	27	3.4	15	1	25	23	1	6	122	15.3

SINGLE-GAME HIGHS [all-time ranking]:

Points: 26 [1st], New Hampshire -- 11/12/21

Rebounds: 6, vs West Virginia -- 11/19/21

Assists: 5 [t-4th], New Hampshire -- 11/12/21; Jackson St. -- 11/30/21

Steals: 1, 6 times

Blocks: 1 [t-9th], vs West Virginia -- 11/19/21

FG made: 8 [1st], New Hampshire -- 11/12/21

FG attempts: 13 [t-6th], SIUE -- 11/09/21

3FG made: 3 [t-5th], 4 times

3FG attempts: 7 [t-5th], SIUE -- 11/09/21

FT made: 9 [1st], vs Ole Miss -- 11/18/21

FT attempts: 10 [t-1st], vs Ole Miss -- 11/18/21

Olivier-Maxence Pros

Season	gp-gs	min/avg	Total		3-Point		F-Throws		Rebounds										Scoring	
			fg-fga	pct	fg-fga	pct	ft-fta	pct	off	def	tot	avg	pf	fo	ast	to	blk	stl	pts	avg
2021-22	8-7	152/19.0	12-39	.308	3-15	.200	13-16	.813	8	23	31	3.9	18	0	7	7	2	7	40	5.0
TOTAL	8-7	152/19.0	12-39	.308	3-15	.200	13-16	.813	8	23	31	3.9	18	0	7	7	2	7	40	5.0

SINGLE-GAME HIGHS [all-time ranking]:

Points: 11, Jackson St. -- 11/30/21

Rebounds: 9 [t-7th], vs West Virginia -- 11/19/21

Assists: 2, vs West Virginia -- 11/19/21

Steals: 2 [t-3rd], SIUE -- 11/09/21; Illinois -- 11/15/21

Blocks: 1 [t-9th], Illinois -- 11/15/21; vs Ole Miss -- 11/18/21

FG made: 4, Jackson St. -- 11/30/21

FG attempts: 8, SIUE -- 11/09/21

3FG made: 1, SIUE -- 11/09/21; New Hampshire -- 11/12/21; Jackson St. -- 11/30/21

3FG attempts: 4, New Hampshire -- 11/12/21

FT made: 4 [t-9th], vs West Virginia -- 11/19/21

FT attempts: 4, vs West Virginia -- 11/19/21; Northern Ill. -- 11/27/21



2021-22 Marquette Men's Basketball Combined Team Statistics All games

Page 1/1
as of Dec 01, 2021

Game Records

Record	Overall	Home	Away	Neutral
ALL GAMES	7-1	5-0	0-0	2-1
CONFERENCE	0-0	0-0	0-0	0-0
NON-CONFERENCE	7-1	5-0	0-0	2-1

Score by Periods

Team	1st	2nd	OT	TOT
Marquette	260	347	0	607
Opponents	267	279	0	546

Team Box Score

No.	Player				Total		3-Point		F-Throw		Rebounds													
		GP-GS	MIN	AVG	FG-FGA	FG%	3FG-3FGA	3FG%	FT-FTA	FT%	OFF	DEF	TOT	AVG	PF	DQ	A	TO	BLK	STL	PTS	AVG		
10	LEWIS, Justin	8-8	249:54	31.2	44-94	.468	12-37	.324	29-37	.784	6	58	64	8.0	17	0	7	14	3	10	129	16.1		
32	MORSELL, Darryl	8-8	229:26	28.7	35-75	.467	14-32	.438	38-47	.809	6	21	27	3.4	15	1	25	23	1	6	122	15.3		
22	KOLEK, Tyler	8-8	224:35	28.1	20-63	.317	9-34	.265	16-19	.842	3	26	29	3.6	14	0	40	22	0	11	65	8.1		
1	JONES, Kam	8-1	164:16	20.5	21-53	.396	11-35	.314	10-15	.667	3	8	11	1.4	13	0	14	8	1	6	63	7.9		
35	KUATH, Kur	8-8	152:36	19.1	23-33	.697	0-0	.000	7-15	.467	11	26	37	4.6	12	0	3	3	25	2	53	6.6		
4	MITCHELL, Stevie	8-0	133:16	16.7	16-33	.485	3-9	.333	10-19	.526	3	13	16	2.0	17	1	15	12	2	5	45	5.6		
12	PROSPER, Olivier-Maxence	8-7	152:41	19.1	12-39	.308	3-15	.200	13-16	.813	8	23	31	3.9	18	0	7	7	2	7	40	5.0		
23	JOPLIN, David	8-0	82:02	10.3	12-33	.364	9-27	.333	2-4	.500	4	8	12	1.5	9	0	3	8	2	3	35	4.4		
13	IGHODARO, Oso	8-0	129:12	16.2	15-19	.789	0-0	.000	5-9	.556	11	25	36	4.5	17	0	9	6	5	4	35	4.4		
5	ELLIOTT, Greg	4-0	39:36	9.9	2-7	.286	2-4	.500	3-4	.750	0	4	4	1.0	4	0	2	4	0	3	9	2.3		
2	ELLIS, Emarion	5-0	38:29	7.7	2-5	.400	1-3	.333	6-12	.500	2	3	5	1.0	7	0	3	8	0	2	11	2.2		
42	KENNEDY, Michael	1-0	01:19	1.3	0-0	.000	0-0	.000	0-0	.000	0	1	1	1.0	0	0	0	0	0	0	0	0.0		
41	CARNEY, Brendan	1-0	01:19	1.3	0-0	.000	0-0	.000	0-0	.000	0	0	0	0.0	0	0	0	0	0	0	0	0.0		
21	BROWN, Cameron	1-0	01:19	1.3	0-0	.000	0-0	.000	0-0	.000	0	0	0	0.0	0	0	0	1	0	0	0	0.0		
Team											13	12	25					1						
Total		8	1600		202-454	.445	64-196	.327	139-197	.706	70	228	298	37.3	143	2	128	117	41	59	607	75.9		
Opponents		8	1600		206-496	.415	49-157	.312	85-143	.594	93	211	304	38.0	160	3	111	129	29	62	546	68.3		

Team Statistics

	MARQ	OPP
Scoring	607	546
Points per game	75.9	68.3
Scoring margin	+7.6	-
Field goals-att	202-454	206-496
Field goal pct	.445	.415
3 point fg-att	64-196	49-157
3-point FG pct	.327	.312
3-pt FG made per game	8.0	6.1
Free throws-att	139-197	85-143
Free throw pct	.706	.594
F-Throws made per game	17.4	10.6
Rebounds	298	304
Rebounds per game	37.3	38.0
Rebounding margin	-0.8	-
Assists	128	111
Assists per game	16.0	13.9
Turnovers	117	129
Turnovers per game	14.6	16.1
Turnover margin	+1.5	-
Assist/turnover ratio	1.1	0.9
Steals	59	62
Steals per game	7.4	7.8
Blocks	41	29
Blocks per game	5.1	3.6
Winning streak	2	-
Home win streak	5	-
Attendance	64459	0
Home games-Avg/Game	5-12892	0-0
Neutral site-Avg/Game	-	3-4568

Team Results

Date	Opponent		Score	Att.
11/09/2021	SIUE	W	88-77	13013
11/12/2021	New Hampshire	W	75-70	12004
11/15/2021	Illinois	W	67-66	14631
11/18/2021	vs Ole Miss	W	78-72	4213
11/19/2021	vs West Virginia	W	82-71	4672
11/21/2021	vs St. Bonaventure	L	54-70	4820
11/27/2021	Northern Ill.	W	80-66	13272
11/30/2021	Jackson St.	W	83-54	11539