

# WISCONSIN BASKETBALL

24 NCAA TOURNAMENT APPEARANCES ■ 4 FINAL FOURS ■ 21 BIG TEN CHAMPIONSHIPS ■ 21 CONSENSUS ALL-AMERICANS

## #23 WISCONSIN BADGERS

RECORD: 6-1, 0-0 BIG TEN



**Rankings (AP/Coaches):** 23/21  
**Head Coach:** Greg Gard  
**Record at Wisconsin:** 125-71 (7th Season)  
**Overall Record:** 125-71 (7th Season)

VS

## MARQUETTE GOLDEN EAGLES

RECORD: 7-1, 0-0 BIG EAST



**Rankings (AP/Coaches):** RV/RV  
**Head Coach:** Shaka Smart  
**Record at MU:** 7-1 (1st Season)  
**Overall Record:** 279-143 (13th Season)

SATURDAY, DECEMBER 4 ■ 11:30 A.M. (CT) ■ MADISON, WIS. ■ KOHL CENTER ■ FOX

### BADGERS WELCOME IN-STATE RIVAL FOR SATURDAY SHOWDOWN

- Winners of 4 straight, Wisconsin welcomes I-94 rival Marquette to the Kohl Center on Saturday for the 128th meeting in a series that dates back to 1917. Tip at the Kohl Center is set for 11:30 a.m. (CT) on Fox.
- Up next, the Badgers begin conference play with Big Ten games against Indiana at home Dec. 8 followed by Ohio State on the road Dec. 11.

### FAST BREAK FACTS

- The Badgers return home after 4 straight wins away from Kohl Center. Wisconsin and USC are the only major conference teams with at least 4 wins away from home this season.
- UW has started the season with a record 6-1 for the second consecutive year and the third time in the last 4 seasons.
- The Badgers improved to 12-11 all-time in the Big Ten/ACC Challenge after a 70-66 win at Georgia Tech on Wednesday. UW's 12 Challenge wins equal the most among Big Ten schools in the event.
- Last week, Wisconsin won its first-ever Maui Invitational championship by claiming 3 games in 3 days in Las Vegas.
  - During the tourney, UW allowed 58.7 ppg and overcame double-digit deficits in 2 of 3 games.
- The Badgers posted their first win over a ranked team this season, knocking off No. 12 Houston, 65-63, in the Maui Invitational.
  - Wisconsin is 1 of just 9 teams with a pair of wins over Ken Pomeroy top-35 teams, knocking off KenPom's No. 5 Houston and No. 37 Saint Mary's. No team has 3 such wins.
- Wisconsin's win over #12 Houston marked UW's highest-ranked win since beating #12 Michigan State, 85-76, on Dec. 25, 2020.
  - It was UW's first neutral site win over a ranked opponent since knocking off #1 Villanova in the second round of the 2017 NCAA Tournament.
- Through 7 games, UW is shooting 80.5% at the free throw line and has *made* more FTs (103) than its opponents have *attempted* (99). Wisconsin is also averaging just 8.9 turnovers per contest.



Johnny Davis has scored at least 15 points in all 6 games he's played this season, leading UW in both 19.3 points (43% FG, 38.5% 3FG, 26-31 FT) and 5.7 rebounds per game. He's also leading the Badgers in assists (16) and steals (11).

- UW ranks 10th in defensive efficiency according to KenPom.com, limiting foes to 56.7 ppg and just 38.5% shooting. (page 4)
- Sophomore **Johnny Davis** shined on the strip of Las Vegas last week during the Maui Invitational, showcasing himself to be one of the best young guards in college basketball. This season, Davis is averaging a team-best 19.3 ppg and 5.7 rpg. He also leads UW in assists (16) and steals (11). (page 3)
- UW's "iron man" **Brad Davison** has played in all 135 games he's been eligible (131 starts), ranked 3rd all-time at Wisconsin in games started (131), 4th in minutes played (4,233), 14th in scoring (1,470), 3rd in 3FGs (238), 10th in steals (139) and 5th in FT% (.833). (page 6)
- Junior **Tyler Wahl** earned Maui Invitational All-Tournament honors, averaging 11.0 ppg and 5.3 rpg, scoring a career-high 18 points in the championship game against Saint Mary's.
- In his 7th season as head coach, **Greg Gard** has guided Wisconsin to a 125-71 (.638) record - 74-21 (.779) at Kohl Center. (page 5)
  - Gard has led the Badgers to appearances in 4 of the last 5 NCAA tournaments.
- This season's Wisconsin roster features 12 underclassmen, including 5 true freshmen.
  - The average age of UW's starting lineup this season is 19.8 years old. In comparison, last year's lineup had an average age 22.6 yrs old.

### WISCONSIN'S PROBABLE STARTERS

No.	Name	Pts.	Reb.	Ast.	Of Note
1	JOHNNY DAVIS	19.3	5.7	2.7	Maui Invitational MVP leading UW in pts, reb, ast and stls
5	TYLER WAHL	9.3	4.7	0.9	Career-high 18pts (12 pts in 2H) in Maui Invitational title game
21	STEVEN CROWL	8.6	4.9	0.7	Career-high 18 points, 7 rebounds vs. Green Bay (11/12)
23	CHUCKY HEPBURN	6.3	2.4	1.7	First true freshman to start season opener since 2001
34	BRAD DAVISON	15.3	4.6	1.9	27 points at Georgia Tech; 135 career GP (131 starts)

### 2021-22 SCHEDULE

Nov. 9	ST. FRANCIS (NY)	W, 81-58
Nov. 12	GREEN BAY	W, 72-34
Nov. 15	PROVIDENCE*	L, 58-63

#### MAUI INVITATIONAL - Las Vegas, Nevada

Nov. 22	vs. Texas A&M	W, 69-58
Nov. 23	vs. Houston [12]	W, 65-63
Nov. 24	vs. Saint Mary's	W, 61-55

Dec. 1	at Georgia Tech^	W, 70-66
Dec. 4	MARQUETTE	11:30 AM
Dec. 8	INDIANA	6 PM
Dec. 11	at Ohio State	11 AM
Dec. 15	NICHOLLS STATE	7 PM
Dec. 23	MORGAN STATE	6 PM
Dec. 29	ILLINOIS STATE	7 PM

Jan. 3	at Purdue [2]	6 PM
Jan. 6	IOWA	8 PM
Jan. 9	at Maryland	TBA
Jan. 13	OHIO STATE	6 PM
Jan. 18	at Northwestern	8 PM
Jan. 21	MICHIGAN STATE [22]	8 PM
Jan. 25	at Nebraska	8 PM
Jan. 30	MINNESOTA	NOON

Feb. 2	at Illinois	8 PM
Feb. 5	PENN STATE	5 PM
Feb. 8	at Michigan State [22]	6 PM
Feb. 12	RUTGERS	1 PM
Feb. 15	at Indiana	8 PM
Feb. 20	MICHIGAN [24]	NOON
Feb. 23	at Minnesota	8 PM
Feb. 26	at Rutgers	5 PM

March 1	PURDUE [2]	8 PM
March 6	NEBRASKA	1 PM

#### BIG TEN TOURNAMENT - Indianapolis, Ind.

Mar. 9-13 at Gainbridge Fieldhouse

#### NCAA TOURNAMENT

Mar. 15-16 First Four

Mar. 17-20 Rounds 1-2

Mar. 24-27 Sweet 16 / Elite 8

April 2-4 Final Four / Championship  
 New Orleans

All times listed Central Standard Time  
 [ ] AP Top 25 Team Ranking  
 \* Gavitt Tipoff Games  
 ^ Big Ten/ACC Challenge  
 Home games in **BOLD CAPS**

### FOLLOW THE #BADGERS

#### TV: FOX

App: FOX SPORTS | Online: FoxSports.com

- Play-by-Play: Aaron Goldsmith
- Analyst: Jim Jackson

#### RADIO: BADGER SPORTS NETWORK

App: iHeartRadio | Satellite: SiriusXM 195

- Play-by-Play: Matt Lepay
- Analyst: Mike Lucas

#### SOCIAL MEDIA: #ONWISCONSIN

- Twitter: @BadgerMBB
- Instagram: badgermbb
- Facebook: /WisconsinMensBasketball
- YouTube: /WisconsinBadgers

**BASKETBALL COMMUNICATIONS****GENERAL INFORMATION**

- Address: 1440 Monroe Street, Madison, WI 53711
- Website: UWBadgers.com
- Press Box Phone: (608) 262-7766

**BRANDON HARRISON****PRIMARY CONTACT**

- Phone: (608) 279-8653
- Email: bah@athletics.wisc.edu
- Twitter: @BrandonHarrison

**PATRICK HERB****DIRECTOR OF BRAND STRATEGY**

- Phone: (608) 957-2085
- Email: pah@athletics.wisc.edu
- Twitter: @PatrickHerb

**MEDIA RESOURCES****CREDENTIAL APPLICATIONS**

- www.sportssystem.com/Wisconsin

**BIG TEN MEDIA EMAIL LIST**

- office.bigten.org/media

**WISCONSIN BASKETBALL RECORD BOOK**

- go.wisc.edu/MBBRecordBook

**WIRELESS INTERNET ACCESS (KOHL CENTER)**

- BadgerWiFi (connect and register with email address)

**LIVE STATS - STATBROADCAST (KOHL CENTER)**

- Wisconsin.StatBroadcast.com (password: buckybadger)

**OFFICIAL SOCIAL MEDIA CHANNELS**

- Twitter: @BadgerMBB
- Instagram: @badgermbb
- Facebook: /WisconsinMensBasketball
- YouTube: /WisconsinBadgers

**RADIO**

Radio Station: WIBA (1310 AM)

**Play-by-Play Announcer: Matt Lepay**

Address: P.O. Box 99  
Madison, WI 53701  
Phone: 608-274-5450

**Color Analyst: Mike Lucas**

Address: 1440 Monroe St.  
Madison, WI 53711  
Phone: 608-252-6474

**Credentials:** 2021-22 men's basketball credentials must be requested online: [www.sportssystem.com/Wisconsin](http://www.sportssystem.com/Wisconsin)

Contact Brandon Harrison with questions (608-279-8653). Approved credentials will be either mailed or made available at the Brand Communications Office or with the parking attendant (white vehicle) at the entrance to Lot 46 on Frances Street, one block north of the Kohl Center




**0 JAHCOBI NEATH**  
G, Jr., 6-4, 196  
Toronto, Ontario



**1 JOHNNY DAVIS**  
G, So., 6-5, 194  
La Crosse, Wis.




**2 JORDAN DAVIS**  
G, So., 6-4, 198  
La Crosse, Wis.



**4 CARTER HIGGINBOTTOM**  
G, Jr., 6-0, 193  
Chicago, Ill.




**5 TYLER WAHL**  
F, Jr., 6-9, 221  
Lakeville, Minn.



**10 ISAAC LINDSEY**  
G, So., 6-4, 184  
Mineral Point, Wis.



**11 LORNE BOWMAN**  
G, Fr., 6-2, 210  
Detroit, Mich.



**13 JUSTIN TAPHORN**  
G, So., 6-5, 208  
Pekin, Ill.




**14 CARTER GILMORE**  
F, So., 6-7, 224  
Hartland, Wis.



**20 BEN CARLSON**  
F, So., 6-9, 226  
Woodbury, Minn.




**21 CHRIS HODGES**  
F, Fr., 6-9, 239  
Schaumburg, Ill.



**22 STEVEN CROWL**  
F, So., 7-0, 234  
Eagan, Minn.




**23 CHUCKY HEPBURN**  
G, Fr., 6-2, 211  
Omaha, Neb.



**32 MATTHEW MORS**  
F, Fr., 6-7, 241  
Yankton, S.D.



**33 CHRIS VOGT**  
C, Sr., 7-0, 257  
Mayfield, Ky.



**34 BRAD DAVISON**  
G, Sr., 6-4, 200  
Maple Grove, Minn.



**35 MARKUS ILVER**  
F, Fr., 6-8, 219  
Tallinn, Estonia



**GREG GARD**  
Head Coach  
7th season at UW



**JOE KRABBHOF**  
Assistant Coach  
6th season at UW



**DEAN OLIVER**  
Assistant Coach  
5th season at UW



**SHARIF CHAMBLISS**  
Assistant Coach  
1st season at UW



**MARC VANDEWETTERING**  
Dir. Basketball Operations  
9th season at UW



**KYLE BLACKBURN**  
Dir. Recruiting & Scouting  
6th season at UW



**JIM SNIDER**  
Strength & Conditioning  
11th season at UW



**AJ VAN HANDEL**  
Video Coordinator  
11th season at UW

WISCONSIN BADGERS	POS	HT	WT	YR/ELIG	HOMETOWN (HS/LAST SCHOOL)	PRONUNCIATION
0 Jahcobi Neath	G	6-4	196	Jr./Jr.	Toronto, Ontario (Wake Forest)	Juh-KOBE KNEE-th
1 Johnny Davis	G	6-5	194	So./So.	La Crosse, Wis. (Central)	
2 Jordan Davis	G	6-4	198	So./So.	La Crosse, Wis. (Central)	
4 Carter Higginbottom	G	6-0	193	Sr./Jr.	Chicago, Ill. (St. Ignatius)	
5 Tyler Wahl	F	6-9	221	Jr./Jr.	Lakeville, Minn. (North)	WALL
10 Isaac Lindsey	G	6-4	184	So./So.	Mineral Point, Wis. (Mineral Point)	LIN-zee
11 Lorne Bowman II	G	6-2	210	So./Fr.	Detroit, Mich. (St. Mary's)	BOW-men
13 Justin Taphorn	G	6-5	208	So./So.	Pekin, Ill. (Pekin)	
14 Carter Gilmore	F	6-7	224	So./So.	Hartland, Wis. (Arrowhead)	
20 Ben Carlson	F	6-9	226	So./So.	Woodbury, Minn. (East Ridge)	
21 Chris Hodges	F	6-9	239	Fr./Fr.	Schaumburg, Ill. (Schaumburg)	
22 Steven Crowl	F	7-0	234	So./So.	Eagan, Minn. (Eastview)	(rhymes with growl)
23 Chucky Hepburn	G	6-2	211	Fr./Fr.	Omaha, Neb. (Bellevue West)	
32 Matthew Mors	F	6-7	241	Fr./Fr.	Yankton, S.D. (Yankton)	MORE-s
33 Chris Vogt	C	7-0	257	Gr./5th	Mayfield, Ky. (Cincinnati)	VOTE
34 Brad Davison	G	6-4	200	Gr./5th	Maple Grove, Minn. (Maple Grove)	DAVIS-on
35 Markus Ilver	F	6-8	219	Fr./Fr.	Tallinn, Estonia (Western Reserve Acad.)	ILL-ver

## CHARTING THE BADGERS

## CAREER GAMES PLAYED

	Games	Starts	Cons. Starts
Brad Davison	135	131	131
Tyler Wahl	69	28	25
Johnny Davis	37	6	6
Steven Crowl	19	6	6
Carter Higginbottom	19	0	0
Jordan Davis	18	0	0
Carter Gilmore	16	0	0
Ben Carlson	14	1	0
Justin Taphorn	8	0	0
Chucky Hepburn	7	7	7
Lorne Bowman	7	0	0
Chris Vogt	7	0	0
Markus Ilver	3	0	0
Isaac Lindsey	2	0	0
Jahcobi Neath	2	0	0

## DOUBLE-DIGIT POINTS

	Career	'21-22	Cons.
Brad Davison	72 (51-21)	4 (3-1)	1
Johnny Davis	15 (11-4)	6 (6-0)	7
Tyler Wahl	7 (5-2)	2 (1-1)	0
Steven Crowl	3 (3-0)	3 (3-0)	0
Ben Carlson	1 (1-0)	0 (0-0)	0
Chucky Hepburn	1 (1-0)	1 (1-0)	0

## 20-POINT SCORING GAMES

	Career	'21-22	Cons.
Brad Davison	12 (8-4)	2 (1-1)	1
Johnny Davis	3 (3-0)	3 (3-0)	0

## 30-POINT SCORING GAMES

	Career	'21-22	Cons.
Brad Davison	2 (1-1)	0	0
Johnny Davis	1 (1-0)	1 (1-0)	0

## DOUBLE-DIGIT REBOUNDS

	Career	'21-22	Cons.
Tyler Wahl	3 (1-2)	0	0
Brad Davison	1 (1-0)	0	0

## DOUBLE-DIGIT ASSISTS

	Career	'21-22	Cons.
None Active	--	--	--

## DOUBLE-DOUBLES

	Career	'21-22	Cons.
Tyler Wahl	2 (1-1)	2 (1-1)	0

## MAUI INVITATIONAL CHAMPS

■ Wisconsin claimed its first-ever Maui Invitational championship last week in Las Vegas.

■ UW is the 6th Big Ten school to win the Maui Invitational and the first since Illinois in 2012.

■ **Johnny Davis** was named tournament MVP after averaging 23.7 points and 6.7 rebounds per game, which was highlighted by a career-high 30 points vs. #12 Houston.

■ **Tyler Wahl** averaged 11.0 ppg and 5.3 rpg to earn All-Tournament honors.

## WISCONSIN 69, TEXAS A&amp;M 58

■ Trailing by as many as 16 in the first half, UW used two big runs of 15-1 and 15-3 to take the lead never look back in the win.

■ Davis tallied a career-high 20 points and 9 rebounds, with Davison adding 19 points (6-6 FT) and 7 rebounds.

## WISCONSIN 65, #12 HOUSTON 63

■ Wisconsin held Houston to just 20 first-half points and earned its highest-ranked win since winning at #12 Michigan State, 85-76, on Dec. 25, 2020.

■ UW jumped to a 13-0 lead and shot a season-high 49.6% FG (57.1% in 1H). The Badgers turned it over just 9 times. Houston entered averaging 17.0 forced TOs per game.

■ Davis scored a career-high 30 points, while Davison and Wahl added 9 points apiece.

## WISCONSIN 61, SAINT MARY'S 55

■ UW erased a 10-point second-half deficit (37-27 with 15:58 left), its largest second-half comeback since beating NC State in 2018.

■ Davis had 20 points and 7 rebounds, while Tyler Wahl added a career-high 18 points, 5 rebounds and 4 blocks.

## "HERE'S JOHNNY!"

Sophomore **Johnny Davis** shined on the strip of Las Vegas last week during the Maui Invitational, showcasing himself to be one of the best young guards in college basketball.

■ Davis has scored at least 15 points in all 6 games he's played this season and ranks 4th in the Big Ten averaging 19.3 ppg.

■ Davis also leads the Badgers in rebounds (5.7 rpg), assists (16) and steals (11).

■ Wisconsin has not had a player average 20 points per game since Michael Finley averaged 20.5 ppg in the 1994-95 season. Finley averaged 20-plus points in 3 consecutive seasons (1993, 1994, 1995).

■ Coincidentally, Wisconsin will be raising Finley's #24 into the Kohl Center rafters on Feb. 20.

■ After averaging 7.0 ppg as a freshman last season, Davis is enjoying one of the biggest scoring jumps in the Big Ten this season.

## Big Ten Scoring Increases, 2020-21 to 2021-22

Increase	Player (School)	2021	2022
17.4	Keegan Murray (Iowa)	7.2	24.6
12.3	<b>Johnny Davis (Wis.)</b>	7.0	19.3
8.2	Zach Edey (Pur.)	8.7	16.9
8.2	Clifford Omoruyi (Rut)	3.8	12.0

■ The Maui Invitational Tournament MVP is coming off a 3-game stretch during which he averaged 23.7 points (47.2% FG, 46.2% 3FG, 15-15 FT) and 6.7 rebounds per game, which was highlighted by a career-high 30-point performance vs. #12 Houston (11/23).

■ Davis' 71 points in 3 Maui Invite games broke Wisconsin's tournament record of 48 set by Trevon Hughes (2009) and Ethan Happ (2016).

■ Davis became the first Badger to score 20+ pts in 3 straight games since Ethan Happ in 2018.

■ As of Dec. 1, Davis ranks 9th in the 2022 KenPom.com Player of the Year Standings.

## 2021 KenPom.com Player of the Year Rankings

Player (School)	Rating
1. EJ Liddell (Ohio State)	1.780
3. Keegan Murray (Iowa)	1.538
2. Drew Timme (Gonzaga)	1.428
4. Zach Edey (Purdue)	1.412
5. Chet Holmgren (Gonzaga)	1.384
6. Trayce Jackson-Davis (Indiana)	1.375
7. Colin Castleton (Florida)	1.346
8. Justin Beam (Utah State)	1.279
9. <b>Johnny Davis (Wisconsin)</b>	1.247
10. Marcus Sasser (Houston)	1.226

■ The Badgers are no strangers to the KenPom Player of the Year race. Since the rankings began in 2011, the Badgers have had a player on his final top-10 list in different 5 seasons:

## Badgers in Final KenPom Player of the Year Rankings

Year	Player	Ranking
2019	Ethan Happ	2
2018	Ethan Happ	8
2017	Ethan Happ	8
2015	Frank Kaminsky	1
2012	Jordan Taylor	6
2011	Jon Leuer	7
2011	Jordan Taylor	9

■ Davis tallied career-high points totals in back-to-back games, scoring 21 vs. Texas A&M and then pouring in 30 points the next day against Houston.

■ Davis is shooting 83.9% from the free throw line, going 26-for-31 on the season, including 15-for-15 during the Maui Invitational.

■ Davis is drawing a team-high 4.7 fouls per game.

■ The Badgers are 6-0 with Davis in the lineup, dropping a game to Providence when he was out with a lower-body injury.

## WHAT'S TRENDING THIS SEASON

Wisconsin's 6-1 start is already revealing a handful of familiar trends. Consider...

■ **Defense:** UW leads the Big Ten and ranks 12th in the NCAA in scoring defense; ranks 10th in the nation in defensive efficiency.

■ **Free Throw Shooting:** UW ranks 2nd in the Big Ten shooting 80.5% (103-128) at the foul line. The Badgers have *made* more FTs (103) than their opponents have *attempted* (99).

■ **Turnovers:** The Badgers are averaging just 8.9 turnovers per game, which ranks 2nd best in the Big Ten and 8th overall in the NCAA.



## SITUATIONAL RECORDS

	2021-22	Under Gard
Ahead at the half	5-0	101-14
Behind at the half	1-1	20-52
Tied at the half	0-0	3-5
FG% of .450 or more	1-0	68-12
FG% less than .450	5-1	56-59
Better FG% than opp.	5-0	104-13
Worse FG% than opp.	1-1	21-56
Same FG% as opp.	0-0	0-2
Opp. FG% less than 45%	6-1	100-27
3FG% of 40% or more	1-0	58-8
3FG% less than 40%	5-1	65-63
Try more than 20 3FGs	5-1	70-42
Try 20 or fewer 3FGs	1-0	54-28
Make at least 70% FT	5-1	77-30
Try at least 20 FTs	2-0	53-14
Try fewer than 20 FTs	4-1	69-56
Out-rebound opponent	4-0	77-20
Tied or out-rebounded	2-1	47-51
Same or fewer TOs than opp.	6-1	94-41
More TOs than opp.	0-0	30-30
Commit fewer than 12 TOs	5-1	93-42
Commit 12 or more TOs	1-0	31-28
Score fewer than 50 pts.	0-0	1-2
Score 50-59 points	0-1	6-31
Score 60-69 points	3-0	41-25
Score 70-79 points	2-0	43-10
Score 80-89 points	1-0	26-3
Score 90 or more pts.	0-0	7-0
Allow fewer than 50 pts.	1-0	20-1
Allow 50-59 pts.	3-0	41-6
Allow 60-69 pts.	2-1	47-26
Allow 70-79 pts.	0-0	14-26
Allow 80-89 pts.	0-0	2-11
Allow 90 or more pts.	0-0	0-1
Overtime	0-0	7-5
vs. AP Top 25 opponents	1-0	22-35
vs. AP Top 25 opp. at home	0-0	11-9
Home games	2-1	74-21
Road games	1-0	33-34
Neutral site games	3-0	18-16
Day games	3-0	42-23
Night games	3-1	82-48

## GAMES DECIDED BY

3 points or less	1-0	14-10
4-5 points	1-1	16-16
6-10 points	1-0	27-19
11-19 points	1-0	36-21
20 or more points	2-0	32-3

## TELEVISED GAMES

CBS	0-0	10-10
CBS Sports Network	0-0	0-1
FOX	0-0	2-5
FS1	0-1	11-12
ESPN	2-0	15-12
ESPN2	2-0	12-11
ESPNU	0-0	1-2
ESPN+	0-0	3-1
Big Ten Network	0-0	61-14
Big Ten Plus	2-0	4-0
TBS	0-0	0-3
TNT	0-0	2-0

## SERIES VS. MARQUETTE

Wisconsin and Marquette renew one of the best rivalries in college basketball on Friday. Separated by just 75 miles, the Badgers and Golden Eagles meet for the 128th time in a series that began in 1917. UW and MU have played every year but one since the 1958-59 season.

- Overall, Wisconsin owns a 68-59 advantage in the series, making Marquette the Badgers' most played non-conference foe.
  - In Madison, UW holds a 39-18 edge.
- Wisconsin is 6-4 in its last 10 home games against Marquette, including a 77-61 win in the most recent such game in 2019.
- The Badgers have won 7 of the last 9 meetings with Marquette when entering the game ranked in the top 20 of the AP Top 25 poll.
- UW won the first-ever meeting in 1917, 15-14, on a controversial free throw from All-American William Chandler in the final seconds. MU unsuccessfully protested that the corresponding foul had occurred after time expired. Ironically, Chandler would later serve as the head coach at Marquette from 1930-51.
- A total of 4 current Badgers have seen more than 1 minute of action against Marquette:

PLAYER	GM	PTS	REB	AST	MPG
Joh. Davis	1	12.0	6.0	0.0	30.0
Davison	4	9.8	2.5	3.0	30.8
Wahl	2	3.0	2.5	0.5	15.0
Carlson	1	0.0	1.0	0.0	10.0

## LAST TIME OUT

## WISCONSIN 70, GEORGIA TECH 66

Dec. 1 | McCamish Pavilion | Atlanta, Ga.

- Wisconsin shot 50% in the second half and pulled out its first true road win of the season with a 70-66 victory at Georgia Tech on Wednesday.
- The Badgers clinched an 8-6 win for the Big Ten in the Big Ten/ACC Challenge.
- Senior **Brad Davison** scored 9 straight points in the second half, helping the Badgers open a 10-point lead, 53-43, en route to the win.
- Davison led Wisconsin with a season-high 27 points (3 shy of his career high) going 5-for-7 from 3-point range.
  - Davison's 27 points matched the most for a Badger in the Big Ten/ACC Challenge. Alando Tucker scored 27 points in Challenge games in 2004 and 2005.
- The Badgers defense held Georgia Tech to just 1 field goal in the final 5:25, and it came with 0:03 left and the game already decided. The Yellow Jackets went 1-for-9 from the field in the final 5:25 of the game.
- UW held Georgia Tech without a 3FG (0-6) in the second half and 37.5% overall from deep.
- The Badgers turned the ball over just 8 times.
- Sophomore **Johnny Davis** scored 15 points (2-4 3FGs), while adding 6 rebounds, 5 assists, 1 steal and 1 blocks.

## HISTORY VS. MARQUETTE

- Overall: UW leads, 68-59
- In Madison: UW leads, 38-19
- Gard vs. MU: 2-3
- Active Streak: MU won last 1



- UW largest win: 26 (60-34 on 12/31/48)
- MU largest win: 30 (94-64 on 3/9/82)
- UW most points scored: W, 93-84 (12/10/16)
- MU most points scored: W, 94-64 (3/9/82)

## LAST 20 MEETINGS (UW leads 10-10)

Date	Rank (UW/MU)	Result	Score	Location
2001	--/14	W	86-73	Madison
2002	--/16	L	54-63	Milwaukee
2003	22/23	W	63-59	Madison
2004	24/--	L	54-63	Milwaukee
2005		W	77-63	Madison
2006	11/17	W	70-66	Milwaukee
2007	--/24	L	76-81	Madison
2008	--/25	L	58-61	Milwaukee
2009	20/--	W	72-63	Madison
2010		W	69-64	Milwaukee
2011	9/16	L	54-61	Madison
2012		L	50-60	Milwaukee
2013	8/--	W	70-64	Madison
2014	2/--	W	49-38	Milwaukee
2015		L	55-57	Madison
2016	17/--	W	93-84	Milwaukee
2017		L	63-82	Madison
2018	12/--	L	69-74+	Milwaukee
2019		W	77-61	Madison
2020	4/--	L	65-67	Milwaukee

+ overtime

## LAST TIME VS. MARQUETTE

## MARQUETTE 67, WISCONSIN 65

Dec. 4, 2020 | Fiserv Forum | Milwaukee, Wis.

- In-state rivals Wisconsin and Marquette played out another classic in the series history last season. D'Mitrik Trice hit a jumper with 5.8 seconds left to put UW ahead, 65-64, but Trice fouled MU's D.J. Carton on the ensuing possession with nine-tenths of a second left. Carton made the first free throw, missed the second, but Justin Lewis made a buzzer-beating tip-in to clinch a 67-65 win at Fiserv Forum.
- **D'Mitrik Trice** finished with a team-high 17 points (3-5 3FGs), while adding 6 rebounds and 2 assists.
- Freshman **Johnny Davis** posted a strong performance, as the true freshman finished with 12 points (4-7 FGs, 4-4 FTs) and 6 rebounds in 30 minutes of action off the bench.
- **Nate Reuvers** (11 points) rounded out double-digit scorers for the Badgers. **Aleem Ford** and **Micah Potter** scored 9 points each.
- Wisconsin shot just 37.5% FG on the night, just 7-for-24 from 3-point range. UW out-rebounded Marquette, 36-34.
- UW committed a season-high 22 fouls.

## CHARTING THE BADGERS

## LED UW IN SCORING

	2021-22	Career
Brad Davison	2 (1-1)	27 (20-7)
Johnny Davis	4 (4-0)	6 (6-0)
Steven Crowl	1 (1-0)	1 (1-0)
Tyler Wahl	0 (0-0)	1 (1-0)

## LED UW IN REBOUNDING

	2021-22	Career
Tyler Wahl	1 (1-0)	10 (5-5)
Brad Davison	1 (0-1)	9 (4-5)
Johnny Davis	3 (3-0)	9 (7-2)
Steven Crowl	2 (2-0)	2 (1-0)
Chris Vogt	2 (2-0)	2 (2-0)
Ben Carlson	1 (1-0)	1 (1-0)

## LED UW IN ASSISTS

	2021-22	Career
Brad Davison	3 (3-0)	32 (16-16)
Johnny Davis	4 (4-0)	7 (6-1)
Tyler Wahl	1 (1-0)	5 (4-1)
Chucky Hepburn	3 (2-1)	3 (2-1)
Steven Crowl	2 (1-1)	2 (1-1)

## LED UW IN MINUTES

	2021-22	Career
Brad Davison	2 (1-1)	42 (30-12)
Johnny Davis	3 (3-0)	3 (3-0)
Tyler Wahl	3 (2-1)	3 (2-1)
Chucky Hepburn	1 (1-0)	1 (1-0)

Record in those contests in parentheses

## 2021-22 LINEUP RECORD

Hepburn, Davison, Davis, Wahl, Crowl	6-0
Hepburn, Davison, Wahl, Carlson, Crowl	0-1

## ACTIVE WIN/LOSS STREAKS

Overall	Won 4
Vs. Unranked teams (AP)	Won 3
Vs. Ranked teams (AP)	Won 1
At Home	Lost 1
At Home vs. Big Ten	Lost 3
At Home vs. ranked Big Ten	Lost 4
At Home vs. unranked Big Ten	Won 5
At Home vs. non-conference	Lost 1
At Home vs. ranked opp.	Lost 2
On Road	Won 1
On Road vs. Big Ten	Lost 2
On Road vs. ranked opp.	Lost 4
On Road vs. unranked opp.	Won 3
Neutral	Won 3
Neutral vs. ranked opp.	Won 1
Neutral vs. unranked opp.	Won 4

## ALL-TOURNEY TYLER

"Tyler Wahl is one of the best defenders in the country. The box score doesn't truly indicate his value."

- Wahl had ESPN's Jay Bilas singing his praises after an All-Tournament Team performance during the Maui Invitational in Las Vegas.
- In 3 games, Wahl averaged 11.0 points per game, including a career-high 18 points in the championship game against Saint Mary's.
- Wahl also averaged 5.3 rebounds per game with 4 steals and 5 blocks (4 blk in title game).
- On the season, Wahl ranks third on the Badgers in both scoring (9.3 ppg) and rebounding (4.6 rpg). He leads the team in FG pct. (.500) and blocks (11).
- Wahl has improved in each of his 3 seasons with the Badgers:

## Wahl Year-by Year

Year	PPG	RPG	FG%
2019	2.6	2.6	.430
2020	5.2	4.3	.436
2021	9.3	4.7	.500

## DE-FENSE! DE-FENSE!

Wisconsin has stifled its opponents this season, holding the opposition to an average of 56.7 points per game, 38.5 FG% and 32.4% 3FG.

- The Badgers lead the Big Ten and rank 9th in the NCAA in scoring defense. UW has led the B1G in scoring D in 4 of 6 years under Gard, including each of the last 2.
- UW is 61-7 under Gard when holding opponents below 60 points.
- UW ranks 10th in the nation in Ken Pomeroy's Adjusted Defensive Efficiency (15th last year), allowing 89.8 points per 100 possessions.
- Only 1 of the Badgers' 7 opponents has finished better than 1.0 points per possession.

## Wisconsin Opponents' Points Per Possession

School	PPP	School	PPP
St. Francis	0.82	Houston	1.00
Green Bay	0.54	Saint Mary's	0.89
Providence	0.95	Georgia Tech	1.05
Texas A&M	0.88		

- UW held #12 Houston to 20 first-half points, its fewest in a half this year (previous low 29).
- In a 72-34 win over Green Bay (11/12), the Badgers surrendered the fewest points of the Greg Gard era and fewest overall since a 62-31 win vs Northern Kentucky (11/14/14).
- Wisconsin limited Green Bay to 23.5% FG, the lowest opponent FG% since UW held Virginia to 23.4% FG back on Dec. 4, 2013.
- GB's 23.5% FG marked the 4th-lowest mark ever by a UW opponent in the Kohl Center.

## GARD AMONG THE BEST

In his 7th season as head coach, **Greg Gard** has put together one of the most successful careers in Wisconsin history and is quickly placing himself among the greatest Big Ten coaches of the last 40 years.

- Gard has guided the Badgers to a record of 125-71 (.638), owning the 5th-best win total and 3rd-highest win percentage in UW annals.

## Best Win Pct, Wisconsin Coaches (min. 50 wins)

Coch (School, Years)	Record	Pct.
1. Bo Ryan (2002-15)	364-130	.737
2. Walter Meanwell (1912-17, '21-34)	246-99	.712
3. <b>Greg Gard (2016-present)</b>	<b>125-71</b>	<b>.638</b>
4. Dick Bennett (1996-2000)	94-68	.580
5. Bud Foster (1935-59)	265-267	.498

- Gard became the 2nd-fastest (157 games) Wisconsin coach to 100 wins in the NCAA tournament era. Only Bo Ryan reached 100 faster (138 games).
- With a conference record of 69-45, Gard's .605 win percentage ranks 8th among Big Ten coaches of the last 40 years (since 1980).

## Best Win Pct, B1G Coaches w/ 50+ Wins (since 1980)

Coch (School, Years)	Record	Pct.
1. Bo Ryan, WIS (2002-15)	172-68	.717
2. Bob Knight, IND (1972-2000)	353-151	.700
3. Tom Izzo, MSU (1995-)	311-143	.685
4. Thad Matta, OSU (2005-17)	150-78	.658
5. Mark Turgeon, MD (2015-)	90-50	.643
6. Matt Painter, PUR (2005-)	180-109	.623
7. Gene Keady, PUR (1981-05)	265-169	.611
8. <b>Greg Gard, WIS (2016-)</b>	<b>69-45</b>	<b>.605</b>

(thru 2020-21 season)

- Among Wisconsin coaches, Gard ranks 4th in Big Ten wins (69) and 3rd in Big Ten win pct., trailing only Hall of Famers Bo Ryan (.717) Walter Meanwell (.660).

## ALL-NEW BACKCOURT

Wisconsin has debuted a new backcourt this season, handing the reins over to a pair of true freshmen in **Chucky Hepburn** and **Lorne Bowman II**.

- The duo is averaging 10.4 ppg, with Hepburn scoring 6.3 ppg and Bowman 4.1 ppg.
- while maintaining an even assist-to-turnover ratio with 15 dimes and 15 turnovers.
- Hepburn is shooting 80.0% (12-15) from the free throw line, including 4-for-4 in his first true road game at Georgia Tech. He is also second on the team with 7 steals.
- Bowman is shooting a team-high 58.3% from 3-point range, going 7-for-12 from deep.

## 2021-22 BIG TEN STANDINGS

Team	Conf.	Overall
Iowa	0-0	7-0
Purdue (#2)	0-0	7-0
Minnesota	0-0	6-0
<b>Wisconsin (#23)</b>	<b>0-0</b>	<b>6-1</b>
Indiana	0-0	6-1
Michigan State (#22)	0-0	6-2
Illinois	0-0	5-2
Northwestern	0-0	5-2
Ohio State	0-0	5-2
Maryland	0-0	5-3
Nebraska	0-0	5-3
Michigan (#24)	0-0	4-3
Rutgers	0-0	4-3
Penn State	0-0	4-3

RECORDS THRU DEC. 1, 2021

## AP TOP 25 (WEEK 4 - 11/29/21)

Team	Record	Points
1 Duke (51)	7-0	1513
2 Purdue (9)	6-0	1442
3 Gonzaga (1)	6-1	1428
4 Baylor	7-0	1324
5 UCLA	6-1	1253
6 Villanova	4-2	1147
7 Texas	4-1	1115
8 Kansas	5-1	1027
9 Kentucky	5-1	1002
10 Arkansas	6-0	960
11 Arizona	6-0	851
12 BYU	6-0	791
13 Tennessee	4-1	730
14 Florida	6-0	681
15 Houston	5-1	631
16 Alabama	6-1	456
17 UConn	6-1	437
18 Memphis	5-1	435
19 Iowa State	6-0	403
20 USC	6-0	380
21 Auburn	5-1	325
22 Michigan State	5-2	295
<b>23 Wisconsin</b>	<b>5-1</b>	<b>224</b>
24 Michigan	4-2	177
25 Seton Hall	5-1	151

**Others receiving votes:** Illinois 111, St. Bonaventure 106, LSU 93, Ohio State 75, Indiana 63, Colorado State 59, Xavier 46, Texas Tech 34, Marquette 23, Iowa 9, North Carolina 9, San Francisco 7, Loyola Chicago 3, Virginia Tech 3, Wake Forest 2, Louisville 2, Iona 1, Ohio 1

**Dropped from rankings:** Illinois 14, St. Bonaventure 16, Xavier 25

## NEW FACES, NEW PLACES

Wisconsin has plenty of new faces, plus familiar ones in new places, that are making their mark:

- UW's roster features 12 underclassmen, tied with Nebraska for most in the Big Ten. It marks UW's largest group of underclassmen in at least 20 years (going back to 2001-02).
- Freshman G **Chucky Hepburn** became the first true freshman to start in a season opener for Wisconsin since Devin Harris in 2001-02.
  - He also became just the 5th UW freshman to score in double figures (13 points) in the season opener since 2000.
- 4 different Badgers have made their first career start this season: **Chucky Hepburn, Ben Carlson, Steven Crowl** and **Johnny Davis**.
- In total, 6 Badgers made their UW debuts in UW's opener (11/9): **Lorne Bowman II, Chucky Hepburn, Markus Ilver, Isaac Lindsey, Jahcobi Neath** and **Chris Vogt**.
- Sophomore **Johnny Davis**, a starter for the first time in his career, leads UW with 19.3 ppg and 5.7 rpg, as well as in assists (16) & steals (11).
- Sophomore F **Steven Crowl** is averaging 8.6 points and 4.9 rebounds per game this season.

## WISCONSIN'S IRONMAN DAVISON

Senior **Brad Davison** has been an ironman during his Wisconsin career, appearing in all 135 games he has been eligible (131 straight).

- Davison's durability included a reoccurring shoulder injury as a freshman in 2018-19 when he dislocated his shoulder during a game against Baylor on Nov. 20, 2018. He was back in the lineup the next night against UCLA, the first of 29 consecutive starts to end the year despite the fact he re-injured his shoulder on 5 other occasions during that season.
- During one game vs. Michigan State on Feb. 25, 2018, Davison separated his shoulder during the second half and returned to score 10 of his career-high 30 points after the injury.

- UW's returning leading scorer, Davison ranks 2nd for Wisconsin this season averaging 15.3 ppg, shooting 39.5% FG and 31.4% (16-51) from deep. He's also shooting a team-high 84.4% from the free throw line (27-32).
- Davison has a pair of 20-point games this season, scoring 27 in a win at Georgia Tech (12/1) and 25 against Providence (11/15).
- Davison has now climbed up to 11th on Wisconsin's all-time scoring list and needs 64 points to pass Mike Wilkinson and Jordan Taylor and move into 9th place:

## CAREER POINTS

9.	1,533	Jordan Taylor	2009-12
10.	1,532	Mike Wilkinson	2002-05
<b>11.</b>	<b>1,470</b>	<b>Brad Davison</b>	<b>2017-present</b>
12.	1,459	Bronson Koenig	2014-17
13.	1,458	Frank Kaminsky	2012-15
14.	1,454	Kirk Penney	2000-03
15.	1,430	D'Mitrik Trice	2016-21
16.	1,425	Devin Harris	2002-04

- Davison also ranks in UW's career annals for:
  - **3rd** - Games Started (131)
  - **3rd** - 3-Pt Field Goals (238)
  - **2nd** - 3-Pt Field Goal Att. (662)
  - **4th** - Minutes Played (4,233)
  - **5th** - Free Throw % (.833, 324-389)
  - **10th** - Steals (139)
- Wisconsin is 20-7 (.741) when Davison has led the team in scoring during his career. UW is 51-21 when Davison scores in double figures.
- In the first round of the NCAA tournament last season, Davison scored a season-high 29 pts to lead UW to an 85-62 win over North Carolina.
- Davison has scored 20+ points on 12 different occasions, including 30-point games vs. Michigan St. (2/25/18) & Nebraska (1/21/20).
- He is 1 of just 8 Badgers to author multiple 30-point games in the last 25 seasons.

WISCONSIN BASKETBALL RECORD BOOK WATCH

SCHOOL RECORDS – CAREER

POINTS			
5.	1,854	Danny Jones	1987-90
6.	1,745	Claude Gregory	1978-81
7.	1,736	Rick Olson	1983-86
8.	1,545	Trent Jackson	1986-89
9.	1,533	Jordan Taylor	2009-12
10.	1,532	Mike Wilkinson	2002-05
11.	1,470	<b>Brad Davison</b>	<b>2017-present</b>
12.	1,459	Bronson Koenig	2014-17
13.	1,458	Frank Kaminsky	2012-15
14.	1,454	Kirk Penney	2000-03
15.	1,430	D'Mitrik Trice	2016-2021
16.	1,425	Devin Harris	2002-04
17.	1,408	Clarence Sherrod	1969-71
18.	1,405	Cory Blackwell	1982-84
19.	1,376	Jon Leuer	2008-11
20.	1,363	Sam Dekker	2013-15

3-POINT FIELD GOALS			
1.	270	Bronson Koenig	2014-17
2.	244	D'Mitrik Trice	2016-2021
3.	238	<b>Brad Davison</b>	<b>2017-present</b>
4.	235	Ben Brust	2011-14
5.	227	Tim Locum	1988-91
6.	217	Kirk Penney	2000-03
7.	213	Michael Finley	1992-95
8.	212	Jason Bohannon	2007-10
9.	193	Trent Jackson	1986-89
10.	187	Devin Harris	2002-04

3-POINT FIELD GOAL ATTEMPTS			
1.	695	Bronson Koenig	2014-17
2.	662	<b>Brad Davison</b>	<b>2017-present</b>
3.	641	D'Mitrik Trice	2016-2021
4.	631	Michael Finley	1992-95
5.	606	Ben Brust	2011-14
6.	561	Kirk Penney	2000-03

STEALS			
8.	164	Devin Harris	2002-04
9.	151	Trent Jackson	1986-89
10.	139	<b>Brad Davison</b>	<b>2017-present</b>
11.	133	Hennssy Auriantal	1996-99
	133	Nigel Hayes	2014-17
13.	131	Claude Gregory	1978-81

FREE THROW PCT. (MIN. 175 FTAS)			
1.	.870	Rick Olson (260-299)	1983-86
2.	.856	Tim Locum (166-194)	1988-91
3.	.848	Jason Bohannon (228-269)	2007-10
4.	.837	Josh Gasser (292-349)	2011-15
5.	.833	<b>Brad Davison (324-389)</b>	<b>2017-present</b>
6.	.817	Wes Matthews (273-334)	1978-80
7.	.814	Bronson Koenig (193-237)	2014-17

GAMES STARTED			
1.	144	Josh Gasser	2011-15
2.	139	Ethan Happ	2016-19
3.	131	<b>Brad Davison</b>	<b>2017-present</b>
4.	126	Alando Tucker	2003-07
5.	116	Mike Kelley	1998-01
6.	112	Rick Olson	1983-86
	112	Michael Finley	1992-95
	112	Nigel Hayes	2014-17
9.	109	Andy Kowske	1998-01
	109	Danny Jones	1987-90
11.	108	Joe Chmelnich	1977-80
	108	D'Mitrik Trice	2016-2021
13.	100	Trévon Hughes	2007-10

GAMES PLAYED			
1.	150	Nigel Hayes	2014-17
2.	148	Josh Gasser	2011-15
		Bronson Koenig	2014-17
4.	144	Frank Kaminsky	2012-15
5.	143	D'Mitrik Trice	2018-21
6.	139	Ethan Happ	2016-19
8.	136	Joe Krabbenhoft	2006-09
		Jordan Taylor	2009-12
10.	135	Jason Bohannon	2007-10
		Khalil Iverson	2016-19
	135	<b>Brad Davison</b>	<b>2017-present</b>

MINUTES PLAYED			
1.	4,774	Josh Gasser	2011-15
2.	4,446	Nigel Hayes	2014-17
3.	4,297	Alando Tucker	2003-07
4.	4,233	<b>Brad Davison</b>	<b>2017-present</b>
5.	4,125	D'Mitrik Trice	2016-2021
6.	4,115	Ethan Happ	2016-19
7.	4,075	Bronson Koenig	2014-17
8.	4,023	Mike Wilkinson	2002-05
9.	3,962	Rick Olson	1983-86
10.	3,950	Jordan Taylor	2009-12

COACHING WINS, OVERALL			
1.	364-130 (.737)	Bo Ryan (2002-15)	
2.	265-267 (.498)	Harold Foster (1935-59)	
3.	246-99 (.712)	Walter Meanwell (1912-17, '21-34)	
4.	128-165 (.437)	Steve Yoder (1983-92)	
5.	125-71 (.638)	<b>Greg Gard (2016-present)</b>	
6.	100-114 (.467)	John Erickson (1960-68)	
7.	94-68 (.580)	Dick Bennett (1996-00)	

COACHING WINS, BIG TEN			
1.	172-68 (.717)	Bo Ryan (2002-15)	
2.	158-80 (.660)	Walter Meanwell (1912-17, '21-34)	
3.	143-182 (.440)	Harold Foster (1935-59)	
4.	69-45 (.605)	<b>Greg Gard (2016-present)</b>	
5.	52-74 (.413)	John Erickson (1960-68)	

SCHOOL RECORDS – SEASON

ASSIST-TO-TURNOVER RATIO - TEAM			
1.	1.71		2010-11
2.	1.70		2014-15
3.	1.52		2013-14
4.	1.48		<b>2020-21</b>
5.	1.43		2009-10
6.	1.36		2012-13

FREE THROW PERCENTAGE - TEAM			
1.	.818 (436-533)		2010-11
2.	.768 (364-474)		<b>2020-21</b>
3.	.764 (353-462)		2019-20
4.	.763 (584-765)		2014-15
5.	.758 (413-545)		1983-84
6.	.746 (642-861)		2013-14

SCHOOL RECORDS – SINGLE GAME

3-POINT FIELD GOALS			
1.	8	Bronson Koenig vs. Va. Tech	3/16/17
	8	<b>Brad Davison at Nebraska</b>	<b>2/15/20</b>
3.	7	15 times; Most recent:	
		D'Mitrik Trice vs. Oklahoma	11/22/18

BIG TEN RECORDS – CAREER

COACHING WINS, BIG TEN			
31.	86-68 (.558)	O.B. Cowles, MINN	1948-59
32.	83-89 (.483)	Jim Dutcher, MINN	1975-86
33.	81-48 (.628)	Mark Turgeon, MD	2011-19
34.	72-41 (.637)	Bucky O'Connor, IOWA	1952-58
35.	70-150 (.318)	Bill Carmody, NU	2000-13
36.	69-45 (.605)	<b>Greg Gard, WIS</b>	<b>2016-present</b>
	69-90 (.434)	Rollie Williams, IOWA	1930-43, '51
	69-85 (.448)	Forrest Anderson, MSU	1954-65
38.	67-59 (.532)	John Kundla, MINN	1959-68

## 2021-22 WISCONSIN BASKETBALL QUICK FACTS

### QUICK FACTS

School	University of Wisconsin
Location	Madison, Wis.
Population	263,332
Founded	1848
Enrollment	45,537
Nickname	Badgers
School Colors	Cardinal and White
Affiliation	NCAA Division I
Conference	Big Ten
Chancellor	Rebecca Blank
Director of Athletics	Chris McIntosh
Athletic Dept. Phone	608-262-1866
Ticket Office Phone	608-262-1440
Website	UWBadgers.com
Twitter	@BadgerMBB
Instagram	badgermbb
Facebook	/WisconsinMensBasketball

### BASKETBALL STAFF

Head Coach	Greg Gard
Alma Mater, Year	UW-Platteville, 1995
Seasons	7th at UW/7th overall
Overall Record	120-70 (.632)
Record at Wisconsin	120-70 (.632)
Big Ten Record	69-45 (.605)
NCAA Tournament Record	5-4 (.556)

Assistant Coach	Joe Krabbenhoft (5th year at UW)
Assistant Coach	Dean Oliver (4th year at UW)
Assistant Coach	Sharif Chambliss (1st year at UW)

### KOHL CENTER

Opened	Jan. 17, 1998
Seasons	24th
Capacity	17,287
Student Section	AreaRED
Overall record at Kohl Center	321-53 (.858)
Kohl Center record under Gard	73-20 (.785)

### 2020-21 IN REVIEW

Overall Record	18-13
Big Ten Record (finish)	10-10 (6th)
Postseason	NCAA Tournament (Second Round)

### 2021-22 TEAM INFORMATION

Starters Returning/Lost	2/3
Letterwinners Returning/Lost	9/7
Newcomers	8

### RETURNING STARTERS

34 - Brad Davison (Gr.)	10.0 ppg, 3.5 rpg, 2.4 apg
5 - Tyler Wahl (Jr.)	5.2 ppg, 4.3 rpg, 1.4 apg

### OTHER RETURNING LETTERMAN

20 - Ben Carlson (So.)	
22 - Steven Crowl (So.)	
1 - Johnny Davis (So.)	
2 - Jordan Davis (So.)	
4 - Carter Higginbottom (R-Jr.)	
13 - Justin Taphorn (So.)	

### NEWCOMERS

11 - Lorne Bowman II (Fr.)	Four-star guard from Detroit, Mich.
23 - Chucky Hepburn (Fr.)	Four-star guard from Omaha, Neb.
21 - Chris Hodges (Fr.)	Four-star forward from Schaumburg, Ill.
35 - Markus Ilver (Fr.)	Three-star forward from Tallinn, Estonia
10 - Isaac Lindsey (So.)	Transfer from UNLV
32 - Matthew Mors (Fr.)	Four-star forward from Yankton, S.D.
0 - Jahcobi Neath (Jr.)	Transfer from Wake Forest
33 - Chris Vogt (Gr.)	Transfer from Cincinnati

### TEAM HISTORY

First Year of Men's Basketball	1898
Years	122nd season
Overall record	1,654-1,232 (.573)
NCAA tournament record	39-24 (.619)
Big Ten tournament record	26-20 (.565)

### BIG TEN CHAMPIONSHIPS (19)

Big Ten championships	1907, 1908, 1912, 1913, 1914, 1916, 1918 1921, 1923, 1924, 1929, 1935, 1941 1947, 2002, 2003, 2008, 2015, 2020
-----------------------	--

### BIG TEN TOURNAMENT TITLES (3)

Big Ten championships	2004, 2008, 2015
-----------------------	------------------

### NCAA TOURNAMENT HISTORY

Appearances (Last)	25 (2021)
Record	39-24 (.619)
NCAA championships	1941
Final Fours	4 (1941, 2000, 2014, 2015)
Eight Eights	6 (1941, 1947, 2000, 2005, 2014, 2015)
Sweet 16s	11 (1941, 2000, 2003, 2005, 2008 2011, 2012, 2014, 2015, 2016, 2017)

# ON, WISCONSIN!™





## THE GARD FILE

### ■ Career Record (7th Season): 125-71 (.638)

- Record at Wisconsin (7th Season): 125-71 (.638)
- Big Ten Record (7th Season): 69-45 (.605)
- NCAA Tournament Appearances/Record: 4 / 5-4 (.556)
- Hometown: Cobb, Wis.
- Alma Mater: UW-Platteville, 1995 (Physical & Health Ed)  
Master's Degree: UW-Platteville, 2007 (Counselor Ed)
- Family: Wife, Michelle  
Daughters, Mackenzie and Peyton; Son, Isaac

## COACHING EXPERIENCE

Position	School	Years
Assistant Coach	Southwestern (Wis.) HS	1990-93
Assistant Coach	Platteville (Wis.) HS	1993-94
Assistant Coach	UW-Platteville	1993-99
Assistant Coach	UW-Milwaukee	1999-01
Assoc. Head Coach	Wisconsin	2001-15
Head Coach	Wisconsin	2015-Present

## CAREER HIGHLIGHTS

Date	Highlight
Dec. 15, 2015	Assumed role of interim head coach upon the retirement of Bo Ryan
Dec. 23, 2015	First career win, 84-79, vs. Green Bay
Jan. 2, 2016	First Big Ten win, 79-57, vs. Rutgers
Jan. 17, 2016	First ranked win, 77-76, vs. #4 MSU
Jan. 26, 2016	UW claimed 82-79 overtime win over eventual Big Ten champion #19 Indiana
Feb. 13, 2016	First road win over ranked team, 70-57, at #2 Maryland
March 7, 2016	Officially named Wisconsin head coach
March 18, 2016	First NCAA tournament win, 47-43, against 10th-seeded Pittsburgh
April 4, 2016	Jim Phelan National Coach of the Year
March 18, 2017	Led UW to its fourth-ever win over No. 1 team in the nation with a 65-62 victory over top-seeded Villanova in NCAA tournament second round
Feb. 15, 2018	UW tallied sixth top-10 win in three seasons under Gard (#6 Purdue, 57-53)
Jan. 19, 2019	UW earned fourth win vs. top-5 team under Gard (#2 Michigan, 64-54)
Jan. 3, 2020	UW won at #5 Ohio State, 61-47

**G**reg Gard, a coaching veteran of 30-plus years, enters his seventh season leading the Wisconsin men's basketball program in 2021-22 after proving himself as one of the best head coaches in the Big Ten. Gard earned 2020 Big Ten Coach of the Year honors after leading the Badgers to the regular season conference championship in 2019-20.

Wisconsin's incredible postseason success hasn't wavered on Gard's watch either, participating in the NCAA tournament in five of his first six seasons (Big Ten automatic qualifier status in canceled 2020 Big Dance, due to COVID pandemic). Most recently in 2020-21, Gard led the Badgers to an NCAA tournament first-round win over North Carolina, advancing UW to the second round of the NCAA tournament for the fifth time in its last six trips to The Big Dance.

Gard's postseason ledger includes a pair of Sweet 16 appearances in each of his first two seasons at the helm. In fact, Gard is just the third coach in the last 20 years to pilot his team to the Sweet 16 in each of his first two seasons, joining UCLA's Steve Lavin (1996-97) and Gonzaga's Mark Few (2000-01).

In his first six seasons as head coach, Gard posted a record of 119-70, the second-fastest (157 games) Wisconsin coach to 100 overall wins in the NCAA tournament era. He also guided UW to a conference record of 69-45. His .605 conference win percentage ranked eighth among Big Ten coaches the last 40 years.

After initially taking over on an interim basis midway through the 2015-16 season, Gard would go on to win the Jim Phelan National Coach of the Year Award that season and was officially named head coach of the Badgers on March 7, 2016. Through six seasons, Gard has already risen to fifth on the school's all-time wins list and owns the third-best win percentage in Wisconsin program history.

The 2020-21 season brought unprecedented challenges due to the global COVID-19 pandemic, but the leadership of Gard and his staff helped navigate the Badgers to an NCAA tournament appearance. The Badgers finished the season 18-13 overall (10-10 Big Ten), highlighted with an 85-62 win over North Carolina in the first round of the NCAA tournament.

Gard's leadership during the 2019-20 season might have been his best. After opening 5-5 overall and 5-5 in the Big Ten, Wisconsin won nine of its last 10

games, including its final eight games of the season to win a share of the 2020 conference championship and claim the No. 1 seed for the later canceled Big Ten tournament. During that run, UW knocked off No. 14 Michigan State, won at No. 19 Michigan and closed the season with a win at Indiana to clinch the title.

In his inaugural season as head coach, Gard led the Badgers to the 2016 NCAA Tournament Sweet 16, becoming just the second-ever first-year coach to win the Jim Phelan National Coach of the Year award. He followed that up by leading UW to the fifth-highest single-season win total in school history (27-10) and making a second-consecutive visit to the Sweet 16.

Gard's Badgers would follow that up with another 12-6 conference campaign in 2017, finishing second in both the regular season and the Big Ten tourney. UW capped off its 27-win season with a signature win in the NCAA tournament, knocking off the nation's No. 1 team Villanova, 65-62, to advance to the Sweet 16.

In 2018-19, Gard piloted the Badgers back to the Big Dance, posting a 23-11 overall record and 14-6 in the Big Ten. UW won 14 conference games for just the 3rd time in school history.

During his tenure as head coach, Gard has helped a pair of players reach first-team All-Big Ten status: Nigel Hayes in 2016 and third-team All-American Ethan Happ received the distinction in both 2017, 2018 and 2019.

Gard served as an assistant at Wisconsin for 14-plus seasons, including the final seven as the associate head coach. Gard served as the Badgers' recruiting coordinator in addition to constructing future game schedules and director of the Badger Boys Basketball Camps.

Gard helped guide the Badgers to back-to-back Final Fours in 2014 and 2015, and in 2015 UW reached its first national championship game since 1941.

In fact, Gard has been on the bench for each of the top 13 winningest seasons at Wisconsin.

Prior to coming to Wisconsin in 2001, Gard spent the previous two seasons as Ryan's assistant at UW-Milwaukee. Previously, Gard served as an assistant coach to Ryan at UW-Platteville from 1993-99. During Gard's years on the Pioneer staff, UW-Platteville compiled a 161-13 (.925) record and won three NCAA Division III titles, five straight Wisconsin Intercollegiate Athletic Conference (WIAC) championships and appeared in six consecutive NCAA tournaments.

## GARD YEAR-BY-YEAR

Year	School	Record	Pct.	Conf.	Record	Place	Postseason
2015-16	Wisconsin	15-8	.652	Big Ten	12-6	T-3rd	NCAA Sweet 16
2016-17	Wisconsin	27-10	.730	Big Ten	12-6	T-2nd	NCAA Sweet 16
2017-18	Wisconsin	15-18	.455	Big Ten	7-11	9th	--
2018-19	Wisconsin	23-11	.676	Big Ten	14-6	4th	NCAA First Round
2019-20	Wisconsin	21-10	.677	Big Ten	14-6	T-1st	Postseason canceled
2020-21	Wisconsin	18-12	.600	Big Ten	10-10	--	NCAA Second Round
2021-22	Wisconsin	6-1	.857	Big Ten	0-0	--	
<b>Totals (7 seasons)</b>		<b>125-71</b>	<b>(.638)</b>		<b>69-45</b>	<b>(.605)</b>	<b>4 NCAA appearances</b>

## GARD vs. DIVISION I TEAMS

Team	Home	Away	Neut.	Total	Team	Home	Away	Neut.	Total
Arkansas-Pine Bluff	1-0	0-0	0-0	1-0	North Carolina State	1-0	0-1	0-0	1-1
Baylor	1-0	0-0	0-2	0-2	Northwestern	3-2	3-1	1-0	6-3
Central Arkansas	1-0	0-0	0-0	1-0	Notre Dame	0-0	0-0	0-1	0-1
Chicago State	2-0	0-0	0-0	2-0	Ohio State	3-2	2-1	0-0	5-3
Coppin State	1-0	0-0	0-0	1-0	Oklahoma	1-0	0-0	1-0	2-0
Creighton	0-0	0-1	0-0	0-1	Oregon	0-0	0-0	0-1	0-1
Eastern Illinois	2-0	0-0	0-0	2-0	Penn State	3-0	4-1	1-0	8-1
Florida	0-0	0-0	0-1	0-1	Pittsburgh	0-0	0-0	1-0	1-0
Florida A&M	1-0	0-0	0-0	1-0	Prairie View A&M	1-0	0-0	0-0	1-0
Georgetown	0-0	0-0	1-0	1-0	Providence	0-1	0-0	0-0	0-1
Georgia Tech	0-0	1-0	0-0	1-0	Purdue	2-2	0-5	0-0	2-7
Grambling State	1-0	0-0	0-0	1-0	Rhode Island	1-0	0-0	0-0	1-0
Green Bay	6-0	0-0	0-0	6-0	Rider	1-0	0-0	0-0	1-0
Houston	0-0	0-0	1-0	1-0	Richmond	0-0	0-0	0-1	0-1
Houston Baptist	1-0	0-0	0-0	1-0	Rutgers	4-0	1-2	1-0	6-2
Idaho State	1-0	0-0	0-0	1-0	St. Francis Brooklyn	1-0	0-0	0-0	1-0
Illinois	3-2	4-1	0-0	7-3	Saint Mary's	0-0	0-0	1-1	1-1
Indiana	5-0	2-2	1-0	8-2	Savannah State	1-0	0-0	0-0	1-0
Iowa	1-2	2-3	0-1	3-6	South Carolina State	1-0	0-0	0-0	1-0
Louisville	1-0	0-0	0-0	1-0	Stanford	0-0	0-0	1-0	1-0
Loyola	1-0	0-0	0-0	1-0	Syracuse	1-0	0-0	0-0	1-0
Marquette	1-1	1-2	0-0	2-3	Temple	0-0	0-1	0-0	0-1
Maryland	3-2	2-2	1-0	6-4	Tennessee	0-0	1-0	1-0	2-0
UMass Lowell	1-0	0-0	0-0	1-0	Texas A&M	0-0	0-0	1-0	1-0
McNeese State	1-0	0-0	0-0	1-0	UCLA	0-0	0-0	0-1	0-1
Michigan	3-2	1-3	0-1	4-6	Villanova	0-0	0-0	1-0	1-0
Michigan State	2-2	1-4	0-2	3-8	Virginia	0-0	0-1	0-1	0-2
Milwaukee	2-0	0-0	0-0	2-0	Virginia Tech	0-0	0-0	1-0	1-0
Minnesota	4-1	3-1	0-0	7-2	Western Kentucky	1-0	0-1	0-0	1-1
Nebraska	3-1	4-1	1-1	8-3	Xavier	0-1	1-0	1-0	2-1
New Mexico	0-0	0-0	0-1	0-1	Yale	1-0	0-0	0-0	1-0
North Carolina	0-0	0-0	1-1	1-1					
					<b>Total</b>	<b>74-21</b>	<b>33-34</b>	<b>18-16</b>	<b>125-71</b>

Junior | Guard | 6-4 | 196  
Toronto, Ontario | Crestwood Prep (Wake Forest)



	SEASON	CAREER
GP/GS	2/0	52/9
10+ POINTS:	0	6
20+ POINTS:	0	0
3+ FGS MADE:	0	12
2+ ASSISTS:	0	27
2+ STEALS:	0	7
20+ MINUTES:	0	20
1,000 FT %:	1	11

Jahcobi Neath begins his first season with the Badgers after transferring from Wake Forest. The Toronto, Ontario native played the last two seasons for the Demon Deacons and had an immediate impact as a true freshman in 2019-20. Neath played in 30 games and started five, averaging 5.3 points and 2.2 assists per game his first season, shooting 42.2 percent from the floor, including 48 percent from 3-point range. Last season as a sophomore, Neath played in 20 games for Wake Forest and made four starts. He averaged 3.8 points and 1.7 assists in 15.8 minutes per game. Neath represented Canada at the U18 and U19 levels, playing internationally at the 2019 FIBA U19 World Cup. In high school, he played at Crestwood Prep in Toronto and led the Lions to the 2019 national championship, averaging 26 points, seven rebounds and four assists per game his senior season.

- Played a career-high 34 minutes in a matchup against Pittsburgh (3/10/20) where he scored 6 points, secured 4 rebounds, and added 6 assists.
- Posted back-to-back 16-point contests against Georgia Tech (2/19/20) and Duke (2/25/20).

**POINTS:** 4 vs. St. Francis Bkn (11/9/21)  
**FIELD GOALS:** 1 (2x) MR at Ga Tech (12/1/21)  
**FG ATTEMPTS:** 5 vs. St. Francis Bkn (11/9/21)  
**3-POINT FGS:** --  
**3-POINT FGAS:** 1 at Ga Tech (12/1/21)  
**FREE THROWS:** 2 vs. St. Francis Bkn (11/9/21)  
**FT ATTEMPTS:** 2 vs. St. Francis Bkn (11/9/21)  
**REBOUNDS:** 2 vs. St. Francis Bkn (11/9/21)  
**ASSISTS:** --  
**BLOCKS:** --  
**STEALS:** --  
**MINUTES:** 18 vs. St. Francis Bkn (11/9/21)

**POINTS:** 16 (2x) MR vs. Duke (2/25/20)\*  
**FIELD GOALS:** 5 (2x) MR vs. Longwood (11/27/20)\*  
**FG ATTEMPTS:** 10 (2x) MR at BC (2/10/21)\*  
**3-POINT FGs:** 2 (2x) MR at NC State (1/27/21)\*  
**3-POINT FGs:** 5 at Virginia Tech (2/27/21)\*  
**FREE THROWS:** 9 vs. Duke (2/25/20)\*  
**FT ATTEMPTS:** 12 vs. Duke (2/25/20)\*  
**REBOUNDS:** 6 vs. Del. State (11/25/20)\*  
**ASSISTS:** 6 (3x) MR vs. Del. St (11/25/20)\*  
**BLOCKS:** 1 (3x) MR vs. Duke (2/17/21)\*  
**STEALS:** 3 vs. Catawba (12/31/20)\*  
**MINUTES:** 34 vs. Pittsburgh (3/10/20)\*  
 \*recorded at Wake Forest

				Total		3-Pointers		Free throws		Rebounds										
Opponent	Date	gs	min	fg-fga	pt	3fg-fga	pt	ft-fa	pt	off	def	tot	avg	pf	a	tio	bik	stl	pts	avg
ST. FRANCIS BROOKLYN	11/09/21		18	1-5	200	0-0	.000	2-2	1.000	2	0	2	2.0	0	0	1	0	0	4	4.0
Totals		0	18	1-5	200	0-0	.000	2-2	1.000	2	0	2	2.0	0	0	1	0	0	4	4.0

Games played: 1  
Minutes/game: 18.0  
Points/game: 4.0  
FG Pct: 20.0  
FT Pct: 100.0

Rebounds/game: 2.0  
Turnovers/game: 1.0

Overall					3-Point					Rebounding									
Year	GP-GS	Min/Avg	FG-FGA	Pct	FG-FGA	Pct	FT-FTA	Pct	Off-Def	Tot	Avg	PF-FO	Ast	TO	Blk	Stl	Pts/Avg		
2019-20*	30-5	554/18.5	54-128	.422	12-25	.480	38-65	.585	7-49	56	1.9	49-0	67	53	1	15	158/5.3		
2020-21*	20-4	316/15.8	25-70	.357	6-27	.222	19-21	.905	4-31	35	1.8	28-0	33	35	2	9	75/3.8		
2021-22	2-0	24/12.0	2-8	.250	0-1	.000	2-2	1.000	2-0	2	1.0	0-0	0	1	0	0	6/3.0		
<b>Total</b>	<b>52-8</b>	<b>894/17.2</b>	<b>81-206</b>	<b>.393</b>	<b>18-53</b>	<b>.340</b>	<b>59-88</b>	<b>.670</b>	<b>13-80</b>	<b>93</b>	<b>1.8</b>	<b>77</b>	<b>100</b>	<b>89</b>	<b>3</b>	<b>24</b>	<b>239/4.6</b>		
*at Wake Forest																			
Conference					3-Point					Rebounding									
Year	GP-GS	Min/Avg	FG-FGA	Pct	FG-FGA	Pct	FT-FTA	Pct	Off-Def	Tot	Avg	PF-FO	Ast	TO	Blk	Stl	Pts/Avg		
2019-20*	20-4	366/18.3	38-86	.442	10-18	.556	29-46	.630	6-30	36	1.8	36-0	42	31	0	8	115/5.8		
2020-21*	17-3	252/14.8	16-50	.320	6-26	.231	9-11	.818	3-21	24	1.4	20-0	25	30	2	4	47/2.8		
2021-22	--	--	--	--	--	--	--	--	--	--	--	--	--	--	--	--	--		
<b>Total</b>	<b>37-7</b>	<b>618/16.7</b>	<b>54-136</b>	<b>.397</b>	<b>16-44</b>	<b>.364</b>	<b>38-57</b>	<b>.667</b>	<b>9-51</b>	<b>60</b>	<b>1.6</b>	<b>56</b>	<b>67</b>	<b>61</b>	<b>2</b>	<b>12</b>	<b>162/4.4</b>		

1 |

JOHNNY DAVIS

Sophomore | Guard | 6-5 | 194

La Crosse, Wis. | La Crosse Central High School



Twitter: @JonathanCDavis1 | Instagram: @johnnydavis

INDIVIDUAL BENCHMARKS

	SEASON	CAREER
GP/GS	6/6	37/6
10+ POINTS:	6	15
20+ POINTS:	3	3
2+ 3-PTERS MADE:	3	4
3+ ASSISTS:	2	6
5+ REBOUNDS:	4	16
LED UW IN PTS:	4	6
LED UW IN REB:	3	9

GET TO KNOW JOHNNY

It didn't take long for Johnny Davis to become a key contributor for Wisconsin as a freshman, and the guard from La Crosse, Wisconsin is poised to step into a key role in his second season. Davis played in all 31 games last year for the Badgers, averaging 24.4 minutes per game (fifth-most on the team). The 6-foot-5 guard averaged 7.0 points and 4.1 rebounds per game last season, including a season-high 17 points (6-7 FG, 4-4 3FG) in a win over Penn State. A four-star recruit by Rivals, Johnny Davis was named Wisconsin Mr. Basketball as a senior at La Crosse Central. He finished his high school career as Central's all-time leading scorer with 2,158 points. Along with brother and fellow Badger, Jordan, he helped lead Central to the WIAA Division 2 state tournament each of their three years on the varsity team, capturing the state title in 2017. On the football field, Davis was a first-team all-state starter at quarterback, passing for 6,572 yards and 56 touchdowns, while rushing for more than 2,000 yards and scoring another 34 touchdowns on the ground.

HONORS

- 2021 Maui Invitational Tournament MVP
- Gold medal with USA at 2021 FIBA U19 World Cup
- 2020 Wisconsin Mr. Basketball
- 2017 WIAA Division 2 State Champion (basketball)
- La Crosse Central all-time leading scorer (2,158 pts)

TOP SEASON PERFORMANCES

- **#12 HOUSTON (11/23/21):** Scored a career-high 30 points to lead UW to an upset win at Maui Inv.
- **ST. FRANCIS BKN (11/9/21):** In his first career start, recorded 15 points and a career-high 5 assists, plus 3 rebounds and 2 steals in 26 minutes.

SEASON HIGHS

POINTS: 30 vs. Houston (11/23/21)  
FIELD GOALS: 10 vs. Houston (11/23/21)  
FG ATTEMPTS: 18 (2x) MR vs. Houston (11/23/21)  
3-POINT FGS: 4 vs. Houston (11/23/21)  
3-POINT FGAS: 7 vs. Houston (11/23/21)  
FREE THROWS: 6 vs. Houston (11/23/21)  
FT ATTEMPTS: 8 at Ga Tech (12/1/21)  
REBOUNDS: 9 vs. Texas A&M (11/22/21)  
ASSISTS: 5 (2x) MR at Ga Tech (12/1/21)  
BLOCKS: 2 vs. Houston (11/23/21)  
STEALS: 4 vs. Houston (11/23/21)  
MINUTES: 38 vs. Houston (11/23/21)

CAREER HIGHS

POINTS: 30 vs. Houston (11/23/21)  
FIELD GOALS: 10 vs. Houston (11/23/21)  
FG ATTEMPTS: 18 (2x) MR vs. Houston (11/23/21)  
3-POINT FGS: 4 (2x) MR vs. Houston (11/23/21)  
3-POINT FGAS: 7 vs. Houston (11/23/21)  
FREE THROWS: 6 (2x) MR vs. Houston (11/23/21)  
FT ATTEMPTS: 8 at Ga Tech (12/1/21)  
REBOUNDS: 9 (2x) MR vs. Texas A&M (11/22/21)  
ASSISTS: 5 (2x) MR at Ga Tech (12/1/21)  
BLOCKS: 2 (4x) MR vs. Houston (11/23/21)  
STEALS: 4 (2x) MR vs. Houston (11/23/21)  
MINUTES: 41 vs. Indiana (1/7/21)

GAME-BY-GAME STATISTICS

Opponent	Date	gs	min	Total		3-Pointers		Free throws		Rebounds				pf	a	t/o	blk	stl	pts	avg
				fg-fga	pct	3fg-fga	pct	ft-fa	pct	off	def	tot	avg							
ST. FRANCIS BROOKLYN	11/09/21	*	26	6-15	.400	2-6	.333	1-2	.500	1	2	3	3.0	0	5	0	0	2	15	15.0
GREEN BAY	11/12/21	*	25	5-16	.313	0-3	.000	5-6	.833	2	3	5	4.0	1	2	0	1	1	15	15.0
vs Texas A&M	11/22/21	*	38	8-18	.444	1-5	.200	4-4	1.000	3	6	9	5.7	1	2	3	0	2	21	17.0
vs Houston	11/23/21	*	37	10-18	.556	4-7	.571	6-6	1.000	0	4	4	5.3	1	1	2	2	4	30	20.3
vs Saint Mary's (CA)	11/24/21	*	32	7-17	.412	1-1	1.000	5-5	1.000	2	5	7	5.6	1	1	3	0	1	20	20.2
Totals			5	158	36-84	.429	8-22	.364	21-23	.913	8	20	28	5.6	4	11	8	3	101	20.2

Games played: 5  
Minutes/game: 31.6  
Points/game: 20.2  
FG Pct: 42.9  
3FG Pct: 36.4  
FT Pct: 91.3

Rebounds/game: 5.6  
Assists/game: 2.2  
Turnovers/game: 1.6  
Assist/turnover ratio: 1.4  
Steals/game: 2.0  
Blocks/game: 0.6

CAREER STATISTICS

Overall					3-Point				Rebounding										Pts/Avg
Year	GP-GS	Min/Avg	FG-FGA	Pct	FG-FGA	Pct	FT-FTA	Pct	Off-Def	Tot	Avg	PF-FO	Ast	TO	Blk	Stl			
2020-21	31-0	753/24.3	86-195	.441	14-36	.389	32-44	.727	34-94	128	4.1	66-0	35	34	18	34	218/7.0		
2021-22	6-6	195/32.5	40-93	.430	10-26	.385	26-31	.839	10-24	34	5.7	6-0	16	12	4	11	116/19.3		
Total	37-6	948/25.6	126-288	.438	24-62	.387	58-75	.773	44-118	162	4.4	72-0	51	46	22	45	334/9.0		

Conference					3-Point				Rebounding										Pts/Avg
Year	GP-GS	Min/Avg	FG-FGA	Pct	FG-FGA	Pct	FT-FTA	Pct	Off-Def	Tot	Avg	PF-FO	Ast	TO	Blk	Stl			
2020-21	20-0	503/25.2	52-127	.409	9-26	.346	21-29	.724	22-56	78	3.9	48-0	19	23	10	26	134/6.7		
2021-22	--	--	--	--	--	--	--	--	--	--	--	--	--	--	--	--	--		
Total	20-0	503/25.2	52-127	.409	9-26	.346	21-29	.724	22-56	78	3.9	48-0	19	23	10	26	134/6.7		

5 | TYLER WAHL

Junior | Forward | 6-9 | 221  
Lakeville, Minn. | Lakeville North High School



Twitter: @tjwahl01 | Instagram: @tjwahl01

INDIVIDUAL BENCHMARKS

	SEASON	CAREER
GP/GS:	7/7	69/28
10+ POINTS:	2	7
20+ POINTS:	0	0
5+ REBOUNDS:	4	24
10+ REBOUNDS:	0	3
DOUBLE-DOUBLES:	0	2
2+ BLOCKS:	4	10
LED UW IN PTS:	0	1
LED UW IN REB:	1	8

GET TO KNOW TYLER

Junior forward Tyler Wahl has had an immediate impact at Wisconsin since stepping onto campus. Having played in nearly 70 career games as a Badger, the Lakeville, Minnesota native played in all 31 games for the Badgers last season (18 starts). Averaging 5.2 points, 4.3 rebounds and 1.0 steals per game last year, one of Wahl's best games came when he led the Badgers in scoring for the first time in his career with 14 points, plus a team-high 6 rebounds and 2 assists in a win vs. Northwestern. As a prep senior at Lakeville North, Wahl averaged 18.0 points, 10.0 rebounds and 6.6 assists per game, leading the Panthers to a 27-5 record, the school's first-ever conference title, and an appearance in the Class AAAA state championship game. He earned back-to-back AP second-team All-State honors as a junior and senior, setting the school record for rebounds (905) and finishing third in Panther history with 1,397 points.

- HONORS
- 2021 Maui Invitational All-Tournament Team

- TOP SEASON PERFORMANCES
- **SAINT MARY'S (11/24/21):** Scored a career-high 18 points in the Maui Invitational championship game, adding 5 rebounds and a career-high 4 blocks.
  - **PROVIDENCE (11/15/21):** Career-high 16 points (7-12 FG), plus 5 rebounds and 2 blocks.

SEASON HIGHS

POINTS: 18 vs. Saint Mary's (11/24/21)  
FIELD GOALS: 7 vs. Providence (11/15/21)  
FG ATTEMPTS: 12 vs. Providence (11/15/21)  
3-POINT FGS: --  
3-POINT FGAS: 2 (3x) MR vs. Houston (11/23/21)  
FREE THROWS: 6 vs. Saint Mary's (11/24/21)  
FT ATTEMPTS: 6 vs. Saint Mary's (11/24/21)  
REBOUNDS: 7 vs. Houston (11/23/21)  
ASSISTS: 2 vs. Green Bay (11/12/21)  
BLOCKS: 4 vs. Saint Mary's (11/24/21)  
STEALS: 3 vs. Texas A&M (11/22/21)  
MINUTES: 36 (2x) MR vs. Saint Mary's (11/24/21)

CAREER HIGHS

POINTS: 18 vs. Saint Mary's (11/24/21)  
FIELD GOALS: 7 vs. Providence (11/15/21)  
FG ATTEMPTS: 12 vs. Providence (11/15/21)  
3-POINT FGS: 2 (2x) MR vs. Northwestern (1/20/21)  
3-POINT FGAS: 5 at Nebraska (2/10/21)  
FREE THROWS: 6 vs. Saint Mary's (11/24/21)  
FT ATTEMPTS: 6 (4x) MR vs. Saint Mary's (11/24/21)  
REBOUNDS: 15 vs. Green Bay (12/1/20)  
ASSISTS: 4 (2x) MR vs. Green Bay (12/1/20)  
BLOCKS: 4 vs. Saint Mary's (11/24/21)  
STEALS: 3 (4x) MR vs. Texas A&M (11/22/21)  
MINUTES: 36 (3x) MR vs. Saint Mary's (11/24/21)

GAME-BY-GAME STATISTICS

Opponent	Date	gs	min	Total		3-Pointers		Free throws		Rebounds				pf	a	t/o	blk	stl	pts	avg	
				fg-fga	pct	3fg-fga	pct	ft-fa	pct	off	def	tot	avg								
ST. FRANCIS BROOKLYN	11/09/21	*	17	1-3	.333	0-1	.000	3-4	.750	1	3	4	4.0	2	1	2	0	0	5	5.0	
GREEN BAY	11/12/21	*	20	1-2	.500	0-0	.000	0-0	.000	1	4	5	4.5	1	2	1	2	0	2	3.5	
PROVIDENCE	11/15/21	*	36	7-12	.583	0-2	.000	2-3	.667	3	2	5	4.7	4	0	1	2	0	16	7.7	
vs Texas A&M	11/22/21	*	30	3-8	.375	0-2	.000	0-0	.000	2	2	4	4.5	0	1	2	1	3	6	7.3	
vs Houston	11/23/21	*	32	4-10	.400	0-2	.000	1-2	.500	1	6	7	5.0	2	1	0	0	0	9	7.6	
vs Saint Mary's (CA)	11/24/21	*	36	6-9	.667	0-0	.000	6-6	1.000	1	4	5	5.0	4	0	1	4	1	18	9.3	
Totals			6	171	22-44	.500	0-7	.000	12-15	.800	9	21	30	5.0	13	5	7	9	4	56	9.3

Games played: 6  
Minutes/game: 28.5  
Points/game: 9.3  
FG Pct: 50.0  
3FG Pct: 0.0  
FT Pct: 80.0

Rebounds/game: 5.0  
Assists/game: 0.8  
Turnovers/game: 1.2  
Assist/turnover ratio: 0.7  
Steals/game: 0.7  
Blocks/game: 1.5

CAREER STATISTICS

Overall					3-Point				Rebounding											
Year	GP-GS	Min/Avg	FG-FGA	Pct	FG-FGA	Pct	FT-FTA	Pct	Off-Def	Tot	Avg	PF-FO	Ast	TO	Blk	Stl	Pts/Avg			
2019-20	31-3	478/15.4	34-79	.430	6-28	.214	7-18	.389	34-48	82	2.6	64-0	32	33	5	20	81/2.6			
2020-21	31-18	765/24.7	58-133	.436	10-36	.278	34-60	.567	33-100	133	4.3	68-0	42	28	21	31	160/5.2			
2021-22	7-7	204/29.1	26-52	.500	0-7	.000	13-18	.722	9-24	33	4.7	15-0	6	7	11	5	65/9.3			
Total	69-28	1447/21.0	118-264	.447	16-71	.225	54-96	.563	76-172	248	3.6	147	80	68	37	56	306/4.4			

Conference					3-Point				Rebounding											
Year	GP-GS	Min/Avg	FG-FGA	Pct	FG-FGA	Pct	FT-FTA	Pct	Off-Def	Tot	Avg	PF-FO	Ast	TO	Blk	Stl	Pts/Avg			
2019-20	20-3	309/15.5	23-54	.426	2-18	.111	2-8	.250	23-27	50	2.5	40-0	19	21	4	14	50/2.5			
2020-21	20-14	524/26.2	41-95	.432	8-28	.286	19-37	.514	23-62	85	4.3	44-0	29	18	9	17	109/5.5			
2020-21	--	--	--	--	--	--	--	--	--	--	--	--	--	--	--	--	--			
Total	40-17	833/20.8	64-149	.430	10-46	.217	21-45	.467	46-89	135	3.4	84-0	29	18	9	17	109/4.0			



Sophomore | Forward | 6-9 | 226  
Woodbury, Minn. | East Ridge High School



## INDIVIDUAL BENCHMARKS

	SEASON	CAREER
GP/GS:	7/1	14/1
10+ POINTS:	0	0
20+ POINTS:	0	0
5+ REBOUNDS:	2	2
2+ ASSISTS:	1	2
2+ STEALS:	0	0

A four-star recruit by ESPN, 247Sports and Rivals, sophomore forward Ben Carlson appeared in seven games last season before an injury sidelined him for the rest of the year. The Woodbury, Minnesota native scored 13 points in last year's season opener. A finalist for Minnesota Mr. Basketball as a high school senior, Carlson went down as one of the most decorated players in East Ridge High School history. The 6-foot-9 forward set school records for career points (2,004), rebounds (1,083) and blocked shots (145). Carlson also became the first player in program history to be nominated to the McDonalds All-American Game in 2020. His senior season, Carlson averaged 24.3 points and 11.7 rebounds per game while leading the Raptors to a 20-7 record and a conference title. As a junior, he led East Ridge to the Minnesota Class AA state tournament while averaging a double-double (16 ppg, 11.3 rpg). Off the court, Carlson was a member of the National Honors Society.

- Four-star recruit (ESPN, 247 Sports, Rivals)
- No. 88 in ESPN 100 (2020)
- 2020 Mr. Minnesota Basketball finalist

- **EASTERN ILLINOIS (11/25/20):** In his first game as a Badger, scored 13 points and recorded two rebounds, a block, and an assist. Played a season-high 17 minutes.
- **ARK.-PINE BLUFF (11/27/20):** Scored three points and added two assists, two rebounds, and a block.

**POINTS:** 5 vs. Green Bay (11/12/21)  
**FIELD GOALS:** 2 (3x) MR vs. Houston (11/23/21)  
**FG ATTEMPTS:** 7 vs. Providence (11/15/21)  
**3-POINT FGS:** --  
**3-POINT FGAS:** 3 vs. Providence (11/15/21)  
**FREE THROWS:** 1 vs. Green Bay (11/12/21)  
**FT ATTEMPTS:** 1 (2x) MR vs. Saint Mary's (11/24/21)  
**REBOUNDS:** 7 vs. Green Bay (11/12/21)  
**ASSISTS:** 2 vs. Houston (11/23/21)  
**BLOCKS:** 1 vs. Providence (11/15/21)  
**STEALS:** --  
**MINUTES:** 20 vs. St. Francis Bkn (11/9/21)

**POINTS:** 13 vs. Eastern Illinois (11/25/20)  
**FIELD GOALS:** 4 vs. Eastern Illinois (11/25/20)  
**FG ATTEMPTS:** 7 vs. Providence (11/15/21)  
**3-POINT FGS:** 1 vs. Eastern Illinois (11/25/20)  
**3-POINT FGAS:** 3 vs. Providence (11/15/21)  
**FREE THROWS:** 4 vs. Eastern Illinois (11/25/20)  
**FT ATTEMPTS:** 4 (2x) MR vs. UAPB (11/27/20)  
**REBOUNDS:** 5 vs. St. Francis Bkn (11/9/21)  
**ASSISTS:** 2 (2x) MR vs. Houston (11/23/21)  
**BLOCKS:** 1 (3x) MR vs. Providence (11/15/21)  
**STEALS:** 1 vs. Green Bay (12/1/20)  
**MINUTES:** 20 vs. St. Francis Bkn (11/9/21)

Opponent	Date	gs	min	Total		3-Pointers		Free throws		Rebounds				pf	a	t/o	blk	stl	pts	avg
				fg-fga	pct	3fg-fga	pct	ft-fa	pct	off	def	tot	avg							
ST. FRANCIS BROOKLYN	11/09/21	19	2-3	.667	0-0	.000	0-0	.000	2	3	5	5.0	0	0	0	0	0	4	4.0	
GREEN BAY	11/12/21	18	2-6	.333	0-1	.000	1-1	1.000	1	6	7	6.0	0	1	0	0	0	5	4.5	
PROVIDENCE	11/15/21	* 19	1-7	.143	0-3	.000	0-0	.000	2	1	3	5.0	0	0	1	1	0	2	3.7	
vs Texas A&M	11/22/21	4	0-1	.000	0-1	.000	0-0	.000	0	0	0	3.8	1	0	2	0	0	0	2.8	
vs Houston	11/23/21	12	2-3	.667	0-1	.000	0-0	.000	0	2	2	3.4	0	2	0	0	0	4	3.0	
vs Saint Mary's (CA)	11/24/21	10	0-1	.000	0-0	.000	1-1	.000	1	3	4	3.5	1	0	1	0	0	0	2.5	
Totals		1	82	7-21	.333	0-6	.000	1-2	.500	6	15	21	3.5	2	3	4	1	0	15	2.5

Games played: 6	Rebounds/game: 3.5
Minutes/game: 13.7	Assists/game: 0.5
Points/game: 2.5	Turnovers/game: 0.7
FG Pct: 33.3	Assist/turnover ratio: 0.8
3FG Pct: 0.0	Blocks/game: 0.2
FT Pct: 50.0	

[illegible]

22 | STEVEN CROWL

Sophomore | Forward | 7-0 | 234  
Eagan, Minn. | Eastview High School



Twitter: @steven\_crowl | Instagram: @stevencrowl

INDIVIDUAL BENCHMARKS

	SEASON	CAREER
GP/GS:	7/7	19/7
10+ POINTS:	3	3
5+ REBOUNDS:	3	3
10+ REBOUNDS:	0	0
DOUBLE-DOUBLES:	0	0
1+ BLOCK:	3	4
LED UW IN PTS:	1	1
LED UW IN REB:	2	2

GET TO KNOW STEVEN

Steven Crowl enters his second season in the Wisconsin program after appearing in 12 games last year as a true freshman. The 7-foot forward from Eagan, Minnesota scored his first points as a Badger in UW’s season opener against Eastern Illinois, while also grabbing his first career rebound. In the first round of the 2021 NCAA Tournament, Crowl played 3 minutes and grabbed 2 rebounds against North Carolina to help UW to an 85-62 win. A three-star recruit by 247Sports and Rivals, Crowl had a standout senior season at Eastview High School where he was a finalist for Minnesota Mr. Basketball finalist. One of the most decorated players in Eastview history, Crowl finished his prep career as the school’s all-time leading scorer (1,747 pts), rebounder (832 reb) and shot blocker (103 blk). The 6-foot-9 forward also set Eastview school records for career field-goal percentage (59% FG), rebounds in a season (332), rebounds in a game (19) and single-game field-goal percentage (90% FG). As a senior, he averaged 26.7 points and 12 rebounds per game, while also leading his team in assists (4.3 per contest). Crowl played travel basketball for D1 Minnesota, the same program as current Badger teammate Tyler Wahl.

HONORS

- Three-star recruit (247 Sports and Rivals)
- First-team South Suburban All-Conference 2019
- Section 3AAAA Player of the Year 2019
- 2020 Mr. Minnesota Basketball finalist

TOP SEASON PERFORMANCES

- ST. FRANCIS BKN (11/9/21): Recorded a near double-double in his first career start, finishing with 11 points, 8 rebounds and 1 block.

SEASON HIGHS

POINTS: 18 vs. Green Bay (11/12/21)  
FIELD GOALS: 7 vs. Green Bay (11/12/21)  
FG ATTEMPTS: 11 vs. Green Bay (11/12/21)  
3-POINT FGS: 2 (2x) MR vs. Texas A&M (11/22/21)  
3-POINT FGAS: 4 (3x) MR vs. Houston (11/23/21)  
FREE THROWS: 3 vs. St. Francis Bkn (11/9/21)  
FT ATTEMPTS: 3 vs. St. Francis Bkn (11/9/21)  
REBOUNDS: 8 vs. St. Francis Bkn (11/9/21)  
ASSISTS: 2 (2x) MR vs. Texas A&M (11/22/21)  
BLOCKS: 1 (3x) MR at Ga Tech (12/1/21)  
STEALS: 1 (2x) MR at Ga Tech (12/1/21)  
MINUTES: 29 vs. Texas A&M (11/22/21)

CAREER HIGHS

POINTS: 18 vs. Green Bay (11/12/21)  
FIELD GOALS: 7 vs. Green Bay (11/12/21)  
FG ATTEMPTS: 11 vs. Green Bay (11/12/21)  
3-POINT FGS: 2 (2x) MR MR vs. Texas A&M (11/22/21)  
3-POINT FGAS: 4 (3x) MR vs. Houston (11/23/21)  
FREE THROWS: 3 vs. St. Francis Bkn (11/9/21)  
FT ATTEMPTS: 3 vs. St. Francis Bkn (11/9/21)  
REBOUNDS: 8 vs. St. Francis Bkn (11/9/21)  
ASSISTS: 2 (2x) MR vs. Texas A&M (11/22/21)  
BLOCKS: 1 (4x) MR at Ga Tech (12/1/21)  
STEALS: 1 (2x) MR at Ga Tech (12/1/21)  
MINUTES: 29 vs. Texas A&M (11/22/21)

GAME-BY-GAME STATISTICS

Opponent	Date	gs	min	Total		3-Pointers		Free throws		Rebounds				pf	a	t/o	blk	stl	pts	avg	
				fg-fga	pct	3fg-fga	pct	ft-fa	pct	off	def	tot	avg								
ST. FRANCIS BROOKLYN	11/09/21	*	19	4-9	.444	0-1	.000	3-3	1.000	3	5	8	8.0	0	0	2	1	0	11	11.0	
GREEN BAY	11/12/21	*	22	7-11	.636	2-4	.500	2-2	1.000	3	4	7	7.5	0	0	0	0	0	18	14.5	
PROVIDENCE	11/15/21	*	23	1-10	.100	0-4	.000	2-2	1.000	0	4	4	6.3	2	2	1	0	0	4	11.0	
vs Texas A&M	11/22/21	*	29	4-9	.444	2-3	.667	0-0	.000	1	3	4	5.8	3	2	2	1	0	10	10.8	
vs Houston	11/23/21	*	23	3-6	.500	1-4	.250	1-2	.500	0	1	1	4.8	4	0	1	0	1	8	10.2	
vs Saint Mary's (CA)	11/24/21	*	27	2-7	.286	0-1	.000	0-0	.000	3	4	7	5.2	3	1	1	0	0	4	9.2	
Totals			6	143	21-52	.404	5-17	.294	8-9	.889	10	21	31	5.2	12	5	7	2	1	55	9.2

Games played: 6  
Minutes/game: 23.8  
Points/game: 9.2  
FG Pct: 40.4  
3FG Pct: 29.4  
FT Pct: 88.9

Rebounds/game: 5.2  
Assists/game: 0.8  
Turnovers/game: 1.2  
Assist/turnover ratio: 0.7  
Steals/game: 0.2  
Blocks/game: 0.3

CAREER STATISTICS

Overall				3-Point				Rebounding											
Year	GP-GS	Min/Avg	FG-FGA	Pct	FG-FGA	Pct	FT-FTA	Pct	Off-Def	Tot	Avg	PF-FO	Ast	TO	Blk	Stl	Pts/Avg		
2020-21	12-0	39/3.3	4-8	.500	0-1	.000	0-0	---	4-5	9	0.8	9-0	2	3	1	0	8/0.7		
2021-22	7-7	172/24.6	23-59	.390	5-20	.250	9-11	.818	10-24	34	4.9	16-0	5	8	3	2	60/8.6		
Total	19-7	211/11.1	27-67	.403	5-21	.238	9-11	.818	14-29	43	2.3	25-0	7	11	4	2	68/3.6		
Conference				3-Point				Rebounding											
Year	GP-GS	Min/Avg	FG-FGA	Pct	FG-FGA	Pct	FT-FTA	Pct	Off-Def	Tot	Avg	PF-FO	Ast	TO	Blk	Stl	Pts/Avg		
2020-21	7-0	7/1.0	0-0	---	0-0	---	0-0	---	0-3	3	0.4	1-0	0	0	0	0	0/0.0		
2021-22	--	--	--	--	--	--	--	--	--	--	--	--	--	--	--	--	----		
Total	7-0	7/1.0	0-0	---	0-0	---	0-0	---	0-3	3	0.4	1-0	0	0	0	0	0/0.0		

23 | CHUCKY HEPBURN

Freshman | Forward | 6-2 | 211  
Omaha, Neb. | Bellevue West High School



Twitter: @ChuckyHepburn | Instagram: @chucky.hepburn

INDIVIDUAL BENCHMARKS		
	SEASON	CAREER
GP/GS:	7/7	7/7
10+ POINTS:	1	1
20+ POINTS:	0	0
3+ 3FGS:	0	0
2+ ASSISTS:	3	3
2+ STEALS:	1	1
LED UW IN PTS:	0	0
LED UW IN AST:	1	1

GET TO KNOW CHUCKY

Chucky Hepburn begins his first season as a Badger in 2021-22. The 6-foot-2 point guard from Omaha, Nebraska was a four-star recruit by ESPN and ranked as the No. 20 point guard in the nation. The 2020 Nebraska Gatorade Player of the Year, Hepburn averaged over 15 points, eight assists and five rebounds per game as a senior at Bellevue West. As a junior in 2020, Hepburn led Bellevue West to the Class A state championship, averaging 17.7 points, 6.1 assists, 4.6 rebounds and 3.1 steals per game that season. A three-time All-Metro First-Team honoree, Hepburn averaged over 18 points, 5 rebounds and 5 assists per game as a sophomore. Hepburn made four staright state appearances, advancing to the state title game his freshman, junior and senior seasons at Bellevue West. Off the court, Hepburn earned the "HomeSchool Papillion TeenService Award" and was a Special Olympics Volunteer Award winner.

- HONORS
- Four-star high school recruit (ESPN)
  - No. 2 ranked 2021 prospect in Nebraska
  - 2020 Nebraska Gatorade Player of the Year
  - 2x First-Team All-Class All-State (2019, '20)
  - 2020 Nebraska Class A State Champion

TOP SEASON PERFORMANCES

- **ST. FRANCIS BKN (11/9/21):** First true freshman to start a season opener for UW since 2001, tallying 13 points, including 2-for-3 3FG shooting.

SEASON HIGHS			CAREER HIGHS		
POINTS:	13 vs. St. Francis Bkn (11/9/21)		POINTS:	13 vs. St. Francis Bkn (11/9/21)	
FIELD GOALS:	4 vs. St. Francis Bkn (11/9/21)		FIELD GOALS:	4 vs. St. Francis Bkn (11/9/21)	
FG ATTEMPTS:	8 vs. Providence (11/15/21)		FG ATTEMPTS:	8 vs. Providence (11/15/21)	
3-POINT FGS:	2 vs. St. Francis Bkn (11/9/21)		3-POINT FGS:	2 vs. St. Francis Bkn (11/9/21)	
3-POINT FGAS:	5 at Ga Tech (12/1/21)		3-POINT FGAS:	5 at Ga Tech (12/1/21)	
FREE THROWS:	4 at Ga Tech (12/1/21)		FREE THROWS:	4 at Ga Tech (12/1/21)	
FT ATTEMPTS:	4 (2x) MR at Ga Tech (12/1/21)		FT ATTEMPTS:	4 (2x) MR at Ga Tech (12/1/21)	
REBOUNDS:	3 vs. Providence (11/15/21)		REBOUNDS:	3 vs. Providence (11/15/21)	
ASSISTS:	3 (2x) MR at Ga Tech (12/1/21)		ASSISTS:	3 (2x) MR at Ga Tech (12/1/21)	
BLOCKS:	1 (2x) MR at Ga Tech (12/1/21)		BLOCKS:	1 (2x) MR at Ga Tech (12/1/21)	
STEALS:	4 vs. Green Bay (11/12/21)		STEALS:	4 vs. Green Bay (11/12/21)	
MINUTES:	36 vs. Providence (11/15/21)		MINUTES:	36 vs. Providence (11/15/21)	

GAME-BY-GAME STATISTICS

Opponent	Date	gs	min	Total		3-Pointers		Free throws		Rebounds					a	t/o	blk	stl	pts	avg	
				fg-fga	pct	3fg-fga	pct	ft-fia	pct	off	def	tot	avg	pf							
ST. FRANCIS BROOKLYN	11/09/21	*	24	4-7	.571	2-3	.667	3-4	.750	0	1	1	1.0	3	1	2	0	13	13.0		
GREEN BAY	11/12/21	*	24	1-5	.200	1-3	.333	0-0	.000	0	2	2	1.5	1	1	1	0	4	8.0		
PROVIDENCE	11/15/21	*	36	2-8	.250	0-3	.000	1-2	.500	1	2	3	2.0	3	2	1	0	5	7.0		
vs Texas A&M	11/22/21	*	29	2-4	.500	1-3	.333	2-3	.667	1	1	2	2.0	1	1	1	0	7	7.0		
vs Houston	11/23/21	*	31	1-4	.250	1-4	.250	0-0	.000	0	4	4	2.4	2	3	3	1	0	6.2		
vs Saint Mary's (CA)	11/24/21	*	31	2-5	.400	0-1	.000	2-2	1.000	0	3	3	2.5	2	1	0	0	1	6.2		
Totals			6	175	12-33	.364	5-17	.294	8-11	.727	2	13	15	2.5	12	9	8	1	6	37	6.2

Games played: 6

Minutes/game: 29.2

Points/game: 6.2

FG Pct: 36.4

3FG Pct: 29.4

FT Pct: 72.7

Rebounds/game: 2.5

Assists/game: 1.5

Turnovers/game: 1.3

Assist/turnover ratio: 1.1

Steals/game: 1.0

Blocks/game: 0.2

CAREER STATISTICS																	
Overall					3-Point				Rebounding								
Year	GP-GS	Min/Avg	FG-FGA	Pct	FG-FGA	Pct	FT-FTA	Pct	Off-Def	Tot	Avg	PF-FO	Ast	TO	Blk	Stl	Pts/Avg
2021-22	7-7	207/29.6	13-39	.333	6-22	.273	12-15	.800	3-14	17	2.4	14-0	12	10	2	7	44/6.3
Total	7-7	207/29.6	13-39	.333	6-22	.273	12-15	.800	3-14	17	2.4	14-0	12	10	2	7	44/6.3
Conference					3-Point				Rebounding								
Year	GP-GS	Min/Avg	FG-FGA	Pct	FG-FGA	Pct	FT-FTA	Pct	Off-Def	Tot	Avg	PF-FO	Ast	TO	Blk	Stl	Pts/Avg
2021-22	--	--	--	--	--	--	--	--	--	--	--	--	--	--	--	--	----
Total	0-0	0/0.0	0-0	---	0-0	---	0-0	---	0-0	0	0.0	0	0	0	0	0	0/0.0

Senior | Center | 7-0 | 257  
Mayfield, KY | Graves County (Cincinnati)



**Twitter:** @ChrisVogt33 | **Instagram:** @chrisvogt33

## INDIVIDUAL BENCHMARKS

	SEASON	CAREER
GP/GS:	7/0	108/52
10+ POINTS:	0	26
20+ POINTS:	0	3
5+ REBOUNDS:	3	38
10+ REBOUNDS:	0	5
DOUBLE-DOUBLES:	0	4
2+ BLOCKS:	1	31
LED TEAM IN PTS:	0	6
LED TEAM IN REB:	2	14

## GET TO KNOW CHRIS

Fifth-year senior transfer Chris Vogt joins the Wisconsin program after playing at Cincinnati last season. A 7-foot center from Mayfield, Kentucky, Vogt has played in 100+ games over his four-year collegiate career, including starting 50 of 53 games at Cincinnati. As a junior in 2019-20, he averaged 11.0 points, 5.9 rebounds and 1.6 blocks per game, shooting a conference-leading 64.8 percent from the floor. Last season, Vogt started 21 of 23 games and averaged 5.0 points, 3.5 rebounds, 1.1 blocks, and 56 percent field goal shooting in 19.4 minutes per game. He ranked among the conference leaders in blocks (fifth) and offensive rebounds (15th). Vogt spent his freshman and sophomore seasons at Northern Kentucky, where he played 48 games.

## HONORS

- 2019-20 AAC Regular Season Championship
- 2018-19 Horizon League Regular Season Champion
- 2017-18 Horizon League Regular Season Champion

## TOP CAREER PERFORMANCES

- **LIPSCOMB (12/2/20):** Scored 12 points (6-7 FG) and hauled in 7 rebounds in the season opener. Played season-high 32 minutes
- **SOUTH FLORIDA (12/16/20):** Sparked the Bearcats offense with a season-high 13 points and added 4 rebounds, 3 assists, and 1 block.

## SEASON HIGHS

**POINTS:** 4 vs. Green Bay (11/12/21)  
**FIELD GOALS:** 1 vs. St. Francis Bkn (11/9/21)  
**FG ATTEMPTS:** 3 vs. St. Francis Bkn (11/9/21)  
**3-POINT FGS:** --  
**3-POINT FGAS:** 1 vs. Green Bay (11/12/21)  
**FREE THROWS:** 4 vs. Green Bay (11/12/21)  
**FT ATTEMPTS:** 4 vs. Green Bay (11/12/21)  
**REBOUNDS:** 9 vs. St. Francis Bkn (11/9/21)  
**ASSISTS:** 1 (4x) MR at Ga Tech (12/1/21)  
**BLOCKS:** 2 vs. St. Francis Bkn (11/9/21)  
**STEALS:** 1 vs. St. Francis Bkn (11/9/21)  
**MINUTES:** 17 vs. St. Francis Bkn (11/9/21)

## CAREER HIGHS

**POINTS:** 21 (2x) MR at Tulane (1/4/20)\*  
**FIELD GOALS:** 9 (3x) MR at Tulane (1/4/20)\*  
**FG ATTEMPTS:** 13 vs. Green Bay (1/24/19)\*\*  
**3-POINT FGS:** --  
**3-POINT FGAS:** 1 vs. Green Bay (12/12/21)  
**FREE THROWS:** 8 at Temple (1/22/20)\*  
**FT ATTEMPTS:** 9 (2x) MR at Temple (1/22/20)\*  
**REBOUNDS:** 14 vs. Green Bay (1/24/19)\*\*  
**ASSISTS:** 4 vs. Furman (12/10/20)\*  
**BLOCKS:** 6 vs. Temple (2/12/21)\*  
**STEALS:** 3 (2x) MR vs. Memphis (2/28/21)\*  
**MINUTES:** 41 at UConn (2/9/20)\*

\*recorded at Cincinnati \*\*recorded at N Kentucky

## GAME-BY-GAME STATISTICS

Opponent	Date	gs	min	Total		3-Pointers		Free throws		Rebounds				pf	a	t/o	blk	stl	pts	avg
				fg-fga	pct	3fg-fga	pct	ft-fa	pct	off	def	tot	avg							
ST. FRANCIS BROOKLYN	11/09/21		17	1-3	.333	0-0	.000	0-0	.000	2	7	9	9.0	2	1	0	2	1	2	2.0
GREEN BAY	11/12/21		12	0-2	.000	0-1	.000	4-4	1.000	3	2	5	7.0	3	0	0	0	1	0	4.0
PROVIDENCE	11/15/21		9	0-0	.000	0-0	.000	0-0	.000	0	1	1	5.0	3	1	0	1	0	0	2.0
vs Texas A&M	11/22/21		7	0-0	.000	0-0	.000	0-0	.000	1	1	2	4.3	1	0	0	0	0	0	1.5
vs Houston	11/23/21		11	0-0	.000	0-0	.000	0-0	.000	0	2	2	3.8	3	1	0	0	0	0	1.2
vs Saint Mary's (CA)	11/24/21		6	0-1	.000	0-0	.000	0-0	.000	2	0	2	3.5	2	3	1	1	0	0	1.0
Totals		0	62	1-6	.167	0-1	.000	4-4	1.000	8	13	21	3.5	14	3	1	4	1	6	1.0

Games played: 6  
Minutes/game: 10.3  
Points/game: 1.0  
FG Pct: 16.7  
3FG Pct: 0.0  
FT Pct: 100.0

Rebounds/game: 3.5  
Assists/game: 0.5  
Turnovers/game: 0.2  
Assist/turnover ratio: 3.0  
Steals/game: 0.2  
Blocks/game: 0.7

## CAREER STATISTICS

Overall					3-Point					Rebounding							
Year	GP-GS	Min/Avg	FG-FGA	Pct	FG-FGA	Pct	FT-FTA	Pct	Off-Def	Tot	Avg	PF-FO	Ast	TO	Blk	Stl	Pts/Avg
2017-18*	13-0	42/3.2	6-10	.600	---	---	2-6	.333	0-9	9	0.7	8-0	3	2	4	2	8/1.1
2018-19*	35-2	450/12.9	64-111	.577	---	---	30-78	.385	47-82	129	3.7	87-0	20	36	42	10	158/4.5
2019-20**	30-29	856/28.5	136-210	.648	---	---	58-101	.574	78-99	177	5.9	93-0	25	51	47	10	330/11.0
2020-21**	23/21	467/19.4	47-84	.560	---	---	20-57	.351	35-46	81	3.5	73-0	25	28	25	5	114/5.0
2021-22	7-0	73/10.4	1-8	.125	0-1	.000	4-4	1.000	10-17	27	3.9	18-0	4	1	4	1	6/0.9
Total	108-52	1868/17.3	254-423	.600	0-1	.000	114-246	.463	170-253	423	3.9	279-0	77	118	122	28	622/5.8
*at Northern Kentucky **at Cincinnati																	
Conference					3-Point					Rebounding							
Year	GP-GS	Min/Avg	FG-FGA	Pct	FG-FGA	Pct	FT-FTA	Pct	Off-Def	Tot	Avg	PF-FO	Ast	TO	Blk	Stl	Pts/Avg
2017-18*	7-0	11/1.6	1-1	1.000	---	---	---	---	0-2	2	0.3	2-0	1	1	3	0	2/0.3
2018-19*	18-2	230/12.8	33-63	.524	---	---	14-35	.400	22-42	64	3.6	36-0	10	18	22	5	80/4.4
2019-20**	18-17	523/29.1	74-118	.627	---	---	31-58	.534	45-50	95	5.3	59-0	14	35	31	8	179/9.9
2020-21**	14-12	271/19.4	25-54	.463	---	---	19-47	.404	23-28	51	3.6	45-0	15	13	15	4	69/4.9
2021-22	--	--	--	--	--	--	--	--	--	--	--	--	--	--	--	--	--
Total	57-31	1035/18.2	133-236	.564	---	---	64-140	.457	90-122	212	3.7	142	40	67	71	17	330/5.8

\*Horizon League \*\*American Athletic Conference



34 |

BRAD DAVISON

Senior | Guard | 6-4 | 200  
Maple Grove, Minn. | Maple Grove High School



Twitter: @braddavi34 | Instagram: @braddavison

INDIVIDUAL BENCHMARKS		
	SEASON	CAREER
GP/GS:	7/7	135/131
10+ POINTS:	4	9
20+ POINTS:	2	12
30+ POINTS:	0	2
3+ ASSISTS:	2	45
3+ STEALS:	1	14
LED UW IN PTS:	2	27
LED UW IN AST:	1	25

**GET TO KNOW BRAD**

Fifth-year senior Brad Davison returns as a key team leader for Wisconsin, not only vocally, but also in terms of production on the court. The Maple Grove, Minnesota native has made over 130 career starts as a Badger, just the 12th player in school history to reach the 100 milestone. UW's returning scoring leader, Davison averaged 10.0 points per game last year and shot a career-best 39.1 percent from 3-point range. Starting all 31 games last season, Davison had a masterful performance in the 2021 NCAA Tournament, scoring a game-high 29 points and leading the Badgers to an 85-62 win over North Carolina in the first round.

HONORS

- 2018 Big Ten All-Freshman Team
- 2x Big Ten Freshman of the Week
- 3x Academic All-Big Ten (2019, '20, '21)

CAREER

- Ranks 3rd in school history with 131 career starts.
- Ranks 5th in school history with 83.3% career FT%.
- Ranks 10th in school history with 139 career steals.
- Ranks 3rd in school history with 238 career 3FGs.
- Just the 12th Badger in school history to make 100 career starts (#100 vs. Louisville, 12/19/20).
- Became the 43rd player in UW history with 1,000 career points (the 20th to do so by junior season).
- Set UW freshman records for FT% (.818) + 3FGs (60)

TOP SEASON PERFORMANCES

- **at Ga Tech (12/1/21):** Scored a season-high 27 pts (5-9 3FG) to lead UW to a B1G/ACC Challenge win.
- **PROVIDENCE (11/15/21):** Finished with a team-high 25 points (8-10 FT) and 7 rebounds for UW.

SEASON HIGHS			CAREER HIGHS		
POINTS:	27 at Ga Tech (12/1/21)		POINTS:	30 (2x) MR at Nebraska (2/15/20)	
FIELD GOALS:	9 at Ga Tech (12/1/21)		FIELD GOALS:	11 at Nebraska (2/15/20)	
FG ATTEMPTS:	17 vs. Providence (11/15/21)		FG ATTEMPTS:	19 vs. Michigan State (2/25/18)	
3-POINT FGS:	5 at Ga Tech (12/1/21)		3-POINT FGS:	8 at Nebraska (2/15/20)	
3-POINT FGAS:	11 (2x) MR vs. Texas A&M (11/22/21)		3-POINT FGAS:	11 (3x) MR vs. Texas A&M (11/22/21)	
FREE THROWS:	8 vs. Providence (11/15/21)		FREE THROWS:	12 vs. Rhode Island (12/9/20)	
FT ATTEMPTS:	10 vs. Providence (11/15/21)		FT ATTEMPTS:	16 vs. Marquette (12/9/17)	
REBOUNDS:	7 (2x) MR vs. Texas A&M (11/22/21)		REBOUNDS:	13 at Penn State (1/11/20)	
ASSISTS:	3 (2x) MR at Ga Tech (12/1/21)		ASSISTS:	7 vs. Nebraska (12/22/20)	
BLOCKS:	--		BLOCKS:	1 (3x) MR vs. Mich. State (3/16/19)	
STEALS:	3 vs. Providence (11/15/21)		STEALS:	5 vs. Illinois (2/27/21)	
MINUTES:	39 vs. Providence (11/15/21)		MINUTES:	44 vs. Minnesota (2/19/18)	

# GAME-BY-GAME STATISTICS

Opponent	Date	gs	min	Total		3-Pointers		Free throws		Rebounds				pf	a	t/o	blk	stl	pts	avg	
				fg-fga	pct	3fg-fga	pct	ft-fa	pct	off	def	tot	avg								
ST. FRANCIS BROOKLYN	11/09/21	*	23	3-8	.375	2-4	.500	0-1	.000	0	6	6	6.0	2	2	1	0	2	8	8.0	
GREEN BAY	11/12/21	*	24	5-8	.625	1-4	.250	4-4	1.000	2	1	3	4.5	2	2	1	0	1	15	11.5	
PROVIDENCE	11/15/21	*	39	7-17	.412	3-11	.273	8-10	.800	1	6	7	5.3	4	0	2	0	3	25	16.0	
vs Texas A&M	11/22/21	*	35	5-16	.313	3-11	.273	6-6	1.000	0	7	7	5.8	2	3	1	0	0	19	16.8	
vs Houston	11/23/21	*	28	2-6	.333	1-5	.200	4-4	1.000	0	4	4	5.4	4	2	1	0	1	9	15.2	
vs Saint Mary's (CA)	11/24/21	*	35	1-10	.100	1-7	.143	1-2	.500	1	2	3	5.0	3	1	0	0	0	4	13.3	
Totals			6	184	23-65	.354	11-42	.262	23-27	.852	4	26	30	5.0	17	10	6	0	7	80	13.3

Games played: 6  
Minutes/game: 30.7  
Points/game: 13.3  
FG Pct: 35.4  
3FG Pct: 26.2  
FT Pct: 85.2

Rebounds/game: 5.0  
Assists/game: 1.7  
Turnovers/game: 1.0  
Assist/turnover ratio: 1.7  
Steals/game: 1.2

CAREER STATISTICS																			
Overall				3-Point				Rebounding											
Year	GP-GS	Min/Avg	FG-FGA	Pct	FG-FGA	Pct	FT-FTA	Pct	Off-Def	Tot	Avg	PF-FO	Ast	TO	Blk	Stl	Pts/Avg		
2017-18	33-29	1028/31.2	124-306	.405	60-169	.355	90-110	.818	10-66	76	2.3	109-0	83	59	1	40	398/12.1		
2018-19	34-34	1096/32.2	115-299	.385	52-149	.349	76-94	.809	10-101	111	3.3	79-0	62	34	2	36	358/10.5		
2019-20	30-30	927/30.9	92-233	.395	47-131	.359	65-77	.844	16-113	129	4.3	73-0	56	27	0	23	296/9.9		
2020-21	31-31	960/31.0	91-264	.345	63-162	.389	66-76	.868	10-99	109	3.5	72-0	73	72	0	33	311/10.0		
2021-22	7-7	222/31.7	32-81	.395	16-51	.314	27-32	.844	5-27	32	4.6	19-0	13	7	0	7	107/15.3		
Total	135-131	4233/31.4	454-1183	.384	238-662	.360	324-389	.833	51-406	457	3.4	352-0	287	154	3	139	1470/10.9		
Conference				3-Point				Rebounding											
Year	GP-GS	Min/Avg	FG-FGA	Pct	FG-FGA	Pct	FT-FTA	Pct	Off-Def	Tot	Avg	PF-FO	Ast	TO	Blk	Stl	Pts/Avg		
2017-18	18-18	598/33.2	67-175	.383	34-96	.354	47-53	.887	5-41	46	2.6	64-0	51	41	1	19	215/11.9		
2018-19	20-20	667/33.4	72-186	.387	32-87	.368	39-51	.765	6-64	70	3.5	51-0	37	18	1	15	215/10.8		
2019-20	19-19	593/31.2	56-149	.376	32-87	.368	42-52	.808	9-76	85	4.5	47-0	31	15	0	11	186/9.8		
2020-21	20-20	636/31.8	54-178	.303	38-108	.352	28-34	.824	9-67	76	3.8	50-0	47	18	0	25	174/8.7		
2021-22	--	--	--	--	--	--	--	--	--	--	--	--	--	--	--	--	--		
Total	77-77	2494/32.4	249-688	.362	136-378	.360	156-190	.821	29-248	277	3.6	212-0	166	92	2	70	790/10.3		

# Individual Game by Game

## 2 | JORDAN DAVIS

Sophomore | Guard | 6-4 | 198  
La Crosse, Wis. | La Crosse Central High School

### GAME-BY-GAME STATISTICS

Opponent	Date	gs	min	Total		3-Pointers		Free throws		Rebounds				pf	a	t/o	blk	stl	pts	avg
				fg-fga	pct	3fg-fga	pct	ft-fa	pct	off	def	tot	avg							
ST. FRANCIS BROOKLYN	11/09/21	4		1-2	.500	1-2	.500	0-0	.000	0	0	0	0.0	0	0	1	0	0	3	3.0
GREEN BAY	11/12/21	7		2-2	1.000	0-0	.000	0-0	.000	1	1	2	1.0	2	0	1	0	1	4	3.5
PROVIDENCE	11/15/21	0		1-1	1.000	1-1	1.000	0-0	.000	0	0	0	0.7	0	0	0	0	0	3	3.3
vs Texas A&M	11/22/21	6		1-1	1.000	1-1	1.000	0-0	.000	1	3	4	1.5	1	0	0	0	1	3	3.3
vs Houston	11/23/21	5		0-0	.000	0-0	.000	0-0	.000	0	1	1	1.4	1	0	0	0	0	0	2.6
Totals		0	22	5-6	.833	3-4	.750	0-0	.000	2	5	7	1.4	4	0	2	0	2	13	2.6

### CAREER STATISTICS

Overall			3-Point						Rebounding											
Year	GP-GS	Min/Avg	FG-FGA	Pct	FG-FGA	Pct	FT-FTA	Pct	Off-Def	Tot	Avg	PF-FO	Ast	TO	Blk	Stl	Pts/Avg			
2020-21	13-0	19/1.5	3-6	.500	2-5	.400	0-0	---	0-1	1	0.1	0-0	0	1	0	0	8/0.6			
2021-22	5-0	23/4.6	5-6	.833	3-4	.750	0-0	---	2-5	7	1.4	4-0	0	2	0	2	13/2.6			
Total	18-0	42/2.3	8-12	.667	5-9	.556	0-0	---	2-6	8	0.4	4-0	0	3	0	2	21/1.2			
Conference			3-Point						Rebounding											
Year	GP-GS	Min/Avg	FG-FGA	Pct	FG-FGA	Pct	FT-FTA	Pct	Off-Def	Tot	Avg	PF-FO	Ast	TO	Blk	Stl	Pts/Avg			
2020-21	8-0	9/1.1	1-4	.250	0-3	.000	0-0	---	0-1	1	0.1	0-0	0	1	0	0	2/0.3			
2021-22	---	---/---	---	---	---	---	---	---	---	---	---	---	---	---	---	---	---/---			
Total	8-0	9/1.1	1-4	.250	0-3	.000	0-0	---	0-1	1	0.1	0-0	0	1	0	0	2/0.3			

### SEASON HIGHS

POINTS: 4 vs. Green Bay (11/12/21)  
FIELD GOALS: 2 vs. Green Bay (11/12/21)  
FG ATTEMPTS: 2 (2x) MR vs. Green Bay (11/12/21)  
3-POINT FGS: 1 (3x) MR vs. Texas A&M (11/22/21)  
3-POINT FGAS: 2 vs. St. Francis Bkn (11/9/21)  
FREE THROWS: --  
FT ATTEMPTS: --  
REBOUNDS: 4 vs. Texas A&M (11/22/21)  
ASSISTS: --  
BLOCKS: --  
STEALS: 1 (2x) MR vs. Texas A&M (11/22/21)  
MINUTES: 6 vs. Texas A&M (11/22/21)

### CAREER HIGHS

POINTS: 4 vs. Green Bay (11/12/21)  
FIELD GOALS: 2 vs. Green Bay (11/12/21)  
FG ATTEMPTS: 3 at Michigan (1/12/21)  
3-POINT FGS: 1 (5x) MR vs. Texas A&M (11/22/21)  
3-POINT FGAS: 2 (2x) MR vs. St. Francis Bkn (11/9/21)  
FREE THROWS: --  
FT ATTEMPTS: --  
REBOUNDS: 4 vs. Texas A&M (11/22/21)  
ASSISTS: --  
BLOCKS: --  
STEALS: 1 (2x) MR vs. Texas A&M (11/22/21)  
MINUTES: 6 vs. Texas A&M (11/22/21)

## 4 | CARTER HIGGINBOTTOM

Junior | Guard | 6-0 | 193  
Chicago, Ill. | St. Ignatius High School

### GAME-BY-GAME STATISTICS

Opponent	Date	gs	min	Total		3-Pointers		Free throws		Rebounds				pf	a	t/o	blk	stl	pts	avg
				fg-fga	pct	3fg-fga	pct	ft-fa	pct	off	def	tot	avg							
ST. FRANCIS BROOKLYN	11/09/21	1		0-0	.000	0-0	.000	0-0	.000	0	0	0	0.0	0	0	1	0	0	0	0.0
GREEN BAY	11/12/21	2		0-0	.000	0-0	.000	0-0	.000	0	0	0	0.0	0	0	0	0	0	0	0.0
Totals		0	3	0-0	.000	0-0	.000	0-0	.000	0	0	0	0.0	0	0	1	0	0	0	0.0

### CAREER STATISTICS

Overall			3-Point					Rebounding									
Year	GP-GS	Min/Avg	FG-FGA	Pct	FG-FGA	Pct	FT-FTA	Pct	Off-Def	Tot	Avg	PF-FO	Ast	TO	Blk	Stl	Pts/Avg
2018-19																	
REDSHIRT SEASON																	
2019-20	9-0	9/1.0	0-1	.000	0-0	---	---	---	0-1	1	0.1	0-0	0	1	0	0	0/0.0
2020-21	9-0	10/1.1	0-4	.000	0-0	---	0-2	.000	0-0	0	---	1-0	1	2	0	1	0/0.0
2021-22	2-0	3/1.5	---	---	---	---	---	---	0	0	---	---	---	1	---	---	---
Total	20-0	22/1.1	0-5	.000	0-0	---	0-2	.000	0-1	1	0.1	1-0	1	4	0	1	0/0.0
Conference			3-Point					Rebounding									
Year	GP-GS	Min/Avg	FG-FGA	Pct	FG-FGA	Pct	FT-FTA	Pct	Off-Def	Tot	Avg	PF-FO	Ast	TO	Blk	Stl	Pts/Avg
2018-19																	
REDSHIRT SEASON																	
2019-20	4-0	4/1.0	0-1	.000	0-0	---	0-0	---	0-0	0	0.0	0-0	0	0	0	0	0/0.0
2020-21	4-0	5/1.3	0-1	.000	0-0	---	0-2	.000	0-0	0	0.0	1-0	0	1	0	0	0/0.0
2021-22	---	---/---	---	---	---	---	---	---	---	---	---	---	---	---	---	---	---
Total	8-0	9/1.1	0-2	.000	0-0	---	0-2	.000	0-0	0	0.0	1	0	1	0	0	0/0.0

### SEASON HIGHS

POINTS: --  
FIELD GOALS: --  
FG ATTEMPTS: --  
3-POINT FGS: --  
3-POINT FGAS: --  
FREE THROWS: --  
FT ATTEMPTS: --  
REBOUNDS: --  
ASSISTS: --  
BLOCKS: --  
STEALS: --  
MINUTES: 2 vs. St. Francis Bkn (11/9/21)

### CAREER HIGHS

POINTS: --  
FIELD GOALS: --  
FG ATTEMPTS: 1 (5x) MR vs. Penn State (2/2/21)  
3-POINT FGS: --  
3-POINT FGAS: --  
FREE THROWS: --  
FT ATTEMPTS: 2 at Nebraska (2/10/21)  
REBOUNDS: 1 vs. Milwaukee (12/21/19)  
ASSISTS: 1 vs. Green Bay (12/1/20)  
BLOCKS: --  
STEALS: 1 vs. North Carolina (3/19/21)  
MINUTES: 2 (4x) MR vs. Green Bay (11/12/21)

Individual Game by Game

10 | ISAAC LINDSEY

Sophomore | Guard | 6-4 | 184  
Mineral Point, Wis. | Mineral Point High School (UNLV)

GAME-BY-GAME STATISTICS

Opponent	Date	gs	min	Total		3-Pointers		Free throws		Rebounds				pf	a	t/o	blk	stl	pts	avg
				fg-fga	pct	3fg-fga	pct	ft-fa	pct	off	def	tot	avg							
ST. FRANCIS BROOKLYN	11/09/21	2		0-0	.000	0-0	.000	0-0	.000	0	0	0	0.0	0	0	0	0	0	0	0.0
GREEN BAY	11/12/21	4		0-1	.000	0-0	.000	0-0	.000	0	0	0	0.0	0	0	0	0	0	0	0.0
Totals		0	6	0-1	.000	0-0	.000	0-0	.000	0	0	0	0.0	0	0	0	0	0	0	0.0

CAREER STATISTICS

Overall				3-Point				Rebounding											
Year	GP-GS	Min/Avg	FG-FGA	Pct	FG-FGA	Pct	FT-FTA	Pct	Off-Def	Tot	Avg	PF-FO	Ast	TO	Blk	Stl	Pts/Avg		
2021-22	2-0	6/3.0	0-1	.000	---	---	---	---	---	---	---	---	---	---	---	---	---		
Total	2-0	6/3.0	0-1	.000	---	---	---	---	---	---	---	---	---	---	---	---	---		

Conference				3-Point				Rebounding											
Year	GP-GS	Min/Avg	FG-FGA	Pct	FG-FGA	Pct	FT-FTA	Pct	Off-Def	Tot	Avg	PF-FO	Ast	TO	Blk	Stl	Pts/Avg		
2021-22	---	---	---	---	---	---	---	---	---	---	---	---	---	---	---	---	---		
Total	---	---	---	---	---	---	---	---	---	---	---	---	---	---	---	---	---		

SEASON HIGHS

POINTS: --  
FIELD GOALS: --  
FG ATTEMPTS: 1 vs. Green Bay (11/12/21)  
3-POINT FGS: --  
3-POINT FGAS: --  
FREE THROWS: --  
FT ATTEMPTS: --  
REBOUNDS: --  
ASSISTS: --  
BLOCKS: --  
STEALS: --  
MINUTES: 4 vs. Green Bay (11/12/21)

CAREER HIGHS

POINTS: --  
FIELD GOALS: --  
FG ATTEMPTS: 1 vs. Green Bay (11/12/21)  
3-POINT FGS: --  
3-POINT FGAS: --  
FREE THROWS: --  
FT ATTEMPTS: --  
REBOUNDS: --  
ASSISTS: --  
BLOCKS: --  
STEALS: --  
MINUTES: 4 vs. Green Bay (11/12/21)

11 | LORNE BOWMAN II

Freshman | Guard | 6-2 | 210  
Detroit, Mich. | St. Mary's High School

GAME-BY-GAME STATISTICS

Opponent	Date	gs	min	Total		3-Pointers		Free throws		Rebounds				pf	a	t/o	blk	stl	pts	avg
				fg-fga	pct	3fg-fga	pct	ft-fa	pct	off	def	tot	avg							
ST. FRANCIS BROOKLYN	11/09/21	15		3-7	.429	3-4	.750	0-0	.000	2	2	4	4.0	0	1	1	0	0	9	9.0
GREEN BAY	11/12/21	15		1-3	.333	1-2	.500	0-0	.000	0	1	1	2.5	4	1	1	0	3	3	6.0
PROVIDENCE	11/15/21	11		1-3	.333	1-2	.500	0-0	.000	0	0	0	1.7	1	0	1	0	0	3	5.0
vs Texas A&M	11/22/21	11		0-1	.000	0-0	.000	2-2	1.000	0	0	0	1.3	1	1	0	0	1	2	4.3
vs Houston	11/23/21	12		1-1	1.000	0-0	.000	0-1	.000	0	0	0	1.0	1	0	1	0	0	2	3.8
vs Saint Mary's (CA)	11/24/21	11		2-5	.400	1-2	.500	0-0	.000	0	0	0	0.8	1	0	1	0	0	5	4.0
Totals		0	75	8-20	.400	6-10	.600	2-3	.667	2	3	5	0.8	8	3	5	0	4	24	4.0

CAREER STATISTICS

Overall			3-Point								Rebounding							
Year	GP-GS	Min/Avg	FG-FGA	Pct	FG-FGA	Pct	FT-FTA	Pct	Off-Def	Tot	Avg	PF-FO	Ast	TO	Blk	Stl	Pts/Avg	
2021-22	7-0	84/12.0	10-23	.435	7-12	.583	2-3	.667	2-5	7	1.0	9-0	3	5	0	4	29/4.1	
Total	7-0	84/12.0	10-23	.435	7-12	.583	2-3	.667	2-5	7	1.0	9-0	3	5	0	4	29/4.1	
Conference			3-Point								Rebounding							
Year	GP-GS	Min/Avg	FG-FGA	Pct	FG-FGA	Pct	FT-FTA	Pct	Off-Def	Tot	Avg	PF-FO	Ast	TO	Blk	Stl	Pts/Avg	
2021-22	---	---	---	---	---	---	---	---	---	---	---	---	---	---	---	---	---	
Total	---	---	---	---	---	---	---	---	---	---	---	---	---	---	---	---	---	

SEASON HIGHS

POINTS: 9 vs. St. Francis Bkn (11/9/21)  
FIELD GOALS: 3 vs. St. Francis Bkn (11/9/21)  
FG ATTEMPTS: 7 vs. St. Francis Bkn (11/9/21)  
3-POINT FGS: 3 vs. St. Francis Bkn (11/9/21)  
3-POINT FGAS: 4 vs. St. Francis Bkn (11/9/21)  
FREE THROWS: 2 vs. Texas A&M (11/22/21)  
FT ATTEMPTS: 2 vs. Texas A&M (11/22/21)  
REBOUNDS: 4 vs. St. Francis Bkn (11/9/21)  
ASSISTS: 1 (3x) MR 2 vs. Texas A&M (11/22/21)  
BLOCKS: --  
STEALS: 1 vs. Texas A&M (11/22/21)  
MINUTES: 15 vs. St. Francis Bkn (11/9/21)

CAREER HIGHS

POINTS: 9 vs. St. Francis Bkn (11/9/21)  
FIELD GOALS: 3 vs. St. Francis Bkn (11/9/21)  
FG ATTEMPTS: 7 vs. St. Francis Bkn (11/9/21)  
3-POINT FGS: 3 vs. St. Francis Bkn (11/9/21)  
3-POINT FGAS: 4 vs. St. Francis Bkn (11/9/21)  
FREE THROWS: 2 vs. Texas A&M (11/22/21)  
FT ATTEMPTS: 2 vs. Texas A&M (11/22/21)  
REBOUNDS: 4 vs. St. Francis Bkn (11/9/21)  
ASSISTS: 1 (3x) MR 2 vs. Texas A&M (11/22/21)  
BLOCKS: --  
STEALS: 1 vs. Texas A&M (11/22/21)  
MINUTES: 15 vs. St. Francis Bkn (11/9/21)

Individual Game by Game

13 | JUSTIN TAPHORN

Freshman | Guard | 6-5 | 198  
Pekin, Ill. | Pekin High School

GAME-BY-GAME STATISTICS

Opponent	Date	gs	min	Total		3-Pointers		Free throws		Rebounds				pf	a	t/o	blk	stl	pts	avg
				fg-fga	pct	3fg-fga	pct	ft-fa	pct	off	def	tot	avg							
ST. FRANCIS BROOKLYN	11/09/21	1		0-0	.000	0-0	.000	0-0	.000	0	0	0	0.0	0	0	0	0	0	0	0.0
GREEN BAY	11/12/21	2		0-0	.000	0-0	.000	0-0	.000	0	0	0	0.0	0	0	0	0	0	0	0.0
Totals		0	3	0-0	.000	0-0	.000	0-0	.000	0	0	0	0.0	0	0	0	0	0	0	0.0

CAREER STATISTICS

Overall		3-Point				Rebounding														
Year	GP-GS	Min/Avg	FG-FGA	Pct	FG-FGA	Pct	FT-FTA	Pct	Off-Def	Tot	Avg	PF-FO	Ast	TO	Blk	Stl	Pts/Avg			
2020-21	6-0	8/1.3	0-1	.000	0-1	.000	---	---	0-0	0	---	0-0	0	1	0	0	0/0.0			
2021-22	2-0	3/1.5	0-0	.000	0-0	.000	---	---	0-0	0	---	0-0	0	0	0	0	0/0.0			
Total	8-0	11/1.4	0-1	.000	0-1	.000	---	---	0-0	0	---	0-0	0	1	0	0	0/0.0			

Overall		3-Point				Rebounding														
Year	GP-GS	Min/Avg	FG-FGA	Pct	FG-FGA	Pct	FT-FTA	Pct	Off-Def	Tot	Avg	PF-FO	Ast	TO	Blk	Stl	Pts/Avg			
2020-21	2-0	2/1.0	0-0	---	0-0	---	0-0	---	0-0	0	0.0	0-0	0	0	0	0	0/0.0			
2021-22	---	---	---	---	---	---	---	---	---	---	---	---	---	---	---	---	---/---			
Total	2-0	2/1.0	0-0	---	0-0	---	0-0	---	0-0	0	0.0	0-0	0	0	0	0	0/0.0			

SEASON HIGHS

POINTS: --  
FIELD GOALS: --  
FG ATTEMPTS: --  
3-POINT FGS: --  
3-POINT FGAS: --  
FREE THROWS: --  
FT ATTEMPTS: --  
REBOUNDS: --  
ASSISTS: --  
BLOCKS: --  
STEALS: --  
MINUTES: 2 vs. Green Bay (11/12/21)

CAREER HIGHS

POINTS: --  
FIELD GOALS: --  
FG ATTEMPTS: 1 vs. Green Bay (12/1/20)  
3-POINT FGS: --  
3-POINT FGAS: 1 vs. Green Bay (12/1/20)  
FREE THROWS: --  
FT ATTEMPTS: --  
REBOUNDS: --  
ASSISTS: --  
BLOCKS: --  
STEALS: --  
MINUTES: 2 vs. Green Bay (11/12/21)

14 | CARTER GILMORE

Freshman | Forward | 6-7 | 215  
Hartland, Wis. | Arrowhead High School

GAME-BY-GAME STATISTICS

Opponent	Date	gs	min	Total		3-Pointers		Free throws		Rebounds				pf	a	t/o	blk	stl	pts	avg
				fg-fga	pct	3fg-fga	pct	ft-fa	pct	off	def	tot	avg							
ST. FRANCIS BROOKLYN	11/09/21	7	2-2	1,000	0-0	.000	1-2	.500	0	1	1	1.0	0	1	0	1	1	1	5	5.0
GREEN BAY	11/12/21	14	0-4	.000	0-1	.000	0-0	.000	2	3	5	3.0	0	0	1	2	0	0	2.5	
PROVIDENCE	11/15/21	25	0-3	.000	0-1	.000	0-0	.000	0	5	5	3.7	2	0	0	0	0	0	1.7	
vs Texas A&M	11/22/21	11	0-0	.000	0-0	.000	1-2	.500	0	0	0	2.8	2	0	0	1	0	1	1.5	
vs Houston	11/23/21	9	0-1	.000	0-1	.000	0-0	.000	0	0	0	2.2	1	1	0	0	1	0	1.2	
vs Saint Mary's (CA)	11/24/21	12	1-1	1,000	0-0	.000	2-2	1,000	1	0	1	2.0	2	0	0	0	0	4	1.7	
Totals		0	78	3-11	.273	0-3	.000	4-6	.667	3	9	12	2.0	7	2	1	4	2	10	1.7

CAREER STATISTICS

Overall		3-Point				Rebounding														
Year	GP-GS	Min/Avg	FG-FGA	Pct	FG-FGA	Pct	FT-FTA	Pct	Off-Def	Tot	Avg	PF-FO	Ast	TO	Blk	Stl	Pts/Avg			
2020-21	9-0	17/1.9	1-5	.200	0-4	.000	0-0	.000	0-3	3	0.3	2-0	0	0	0	0	2/0.2			
2021-22	7-0	83/11.9	3-11	.273	0-3	.000	4-6	.667	3-10	13	1.9	8-0	2	1	4	2	10/1.4			
Total	16-0	100/6.3	4-16	.250	0-7	.000	4-6	.667	3-13	16	1.0	10-0	2	1	4	2	12/0.8			

Overall		3-Point				Rebounding														
Year	GP-GS	Min/Avg	FG-FGA	Pct	FG-FGA	Pct	FT-FTA	Pct	Off-Def	Tot	Avg	PF-FO	Ast	TO	Blk	Stl	Pts/Avg			
2020-21	4-0	8/2.0	0-2	.000	0-2	.000	0-0	---	0-1	1	0.3	1-0	0	0	0	0	0/0.0			
2021-22	---	---	---	---	---	---	---	---	---	---	---	---	---	---	---	---	---/---			
Total	4-0	8/2.0	0-0	---	0-0	---	0-0	---	0-0	0	0.0	0-0	0	0	0	0	0/0.0			

SEASON HIGHS

POINTS: 5 vs. St. Francis Bkn (11/9/21)  
FIELD GOALS: 2 vs. St. Francis Bkn (11/9/21)  
FG ATTEMPTS: 3 vs. Providence (11/15/21)  
3-POINT FGS: --  
3-POINT FGAS: 1 (2x) MR vs. Houston (11/23/21)  
FREE THROWS: 2 vs. Saint Mary's (11/24/21)  
FT ATTEMPTS: 2 (2x) MR vs. Saint Mary's (11/24/21)  
REBOUNDS: 5 vs. Providence (11/15/21)  
ASSISTS: 1 (2x) MR vs. Houston (11/23/21)  
BLOCKS: 1 vs. Texas A&M (11/22/21)  
STEALS: 1 (2x) MR vs. Houston (11/23/21)  
MINUTES: 25 vs. Providence (11/15/21)

CAREER HIGHS

POINTS: 5 vs. St. Francis Bkn (11/9/21)  
FIELD GOALS: 2 vs. St. Francis Bkn (11/9/21)  
FG ATTEMPTS: 3 vs. Providence (11/15/21)  
3-POINT FGS: --  
3-POINT FGAS: 2 at Northwestern (2/21/21)  
FREE THROWS: 2 vs. Saint Mary's (11/24/21)  
FT ATTEMPTS: 2 (2x) MR vs. Saint Mary's (11/24/21)  
REBOUNDS: 5 vs. Providence (11/15/21)  
ASSISTS: 1 (2x) MR vs. Houston (11/23/21)  
BLOCKS: 1 vs. Texas A&M (11/22/21)  
STEALS: 1 (2x) MR vs. Houston (11/23/21)  
MINUTES: 25 vs. Providence (11/15/21)



# Individual Game by Game

## 35 | MARKUS ILVER

Freshman | Forward | 6-8 | 247  
Tallinn, Estonia | Western Reserve Academy

### GAME-BY-GAME STATISTICS

Opponent	Date	gs	min	Total		3-Pointers		Free throws		Rebounds				pf	a	tlo	blk	stl	pts	avg
				fg-fga	pct	3fg-fga	pct	ft-fia	pct	off	def	tot	avg							
ST. FRANCIS BROOKLYN	11/09/21	7		1-2	.500	0-1	.000	0-0	.000	0	0	0	0.0	1	0	0	0	0	2	2.0
GREEN BAY	11/12/21	11		0-4	.000	0-2	.000	3-4	.750	1	3	4	2.0	4	0	1	0	0	3	2.5
PROVIDENCE	11/15/21	2		0-0	.000	0-0	.000	0-0	.000	0	0	0	1.3	0	0	0	0	0	0	1.7
Totals		0	20	1-6	.167	0-3	.000	3-4	.750	1	3	4	1.3	5	0	1	0	0	5	1.7

### CAREER STATISTICS

Overall			3-Point						Rebounding											
Year	GP-GS	Min/Avg	FG-FGA	Pct	FG-FGA	Pct	FT-FTA	Pct	Off-Def	Tot	Avg	PF-FO	Ast	TO	Blk	Stl	Pts/Avg			
2021-22	4-0	21/5.3	1-6	.167	0-3	.000	3-4	.750	1-3	4	1.0	5-0	0	1	0	0	5/1.3			
Total	4-0	21/5.3	1-6	.167	0-3	.000	3-4	.750	1-3	4	1.0	5-0	0	1	0	0	5/1.3			
Conference			3-Point						Rebounding											
Year	GP-GS	Min/Avg	FG-FGA	Pct	FG-FGA	Pct	FT-FTA	Pct	Off-Def	Tot	Avg	PF-FO	Ast	TO	Blk	Stl	Pts/Avg			
2021-22	---	---/---	---	---	---	---	---	---	---	---	---	---	---	---	---	---	---/---			
Total	---	---/---	---	---	---	---	---	---	---	---	---	---	---	---	---	---	---/---			

### SEASON HIGHS

POINTS: 3 vs. Green Bay (11/12/21)  
FIELD GOALS: 1 vs. St. Francis Bkn (11/9/21)  
FG ATTEMPTS: 4 vs. Green Bay (11/12/21)  
3-POINT FGS: --  
3-POINT FGAS: 2 vs. Green Bay (11/12/21)  
FREE THROWS: 3 vs. Green Bay (11/12/21)  
FT ATTEMPTS: 4 vs. Green Bay (11/12/21)  
REBOUNDS: 4 vs. Green Bay (11/12/21)  
ASSISTS: --  
BLOCKS: --  
STEALS: --  
MINUTES: 11 vs. Green Bay (11/12/21)

### CAREER HIGHS

POINTS: 3 vs. Green Bay (11/12/21)  
FIELD GOALS: 1 vs. St. Francis Bkn (11/9/21)  
FG ATTEMPTS: 4 vs. Green Bay (11/12/21)  
3-POINT FGS: --  
3-POINT FGAS: 2 vs. Green Bay (11/12/21)  
FREE THROWS: 3 vs. Green Bay (11/12/21)  
FT ATTEMPTS: 4 vs. Green Bay (11/12/21)  
REBOUNDS: 4 vs. Green Bay (11/12/21)  
ASSISTS: --  
BLOCKS: --  
STEALS: --  
MINUTES: 11 vs. Green Bay (11/12/21)

# SEASON STATISTICS

Updated Through December 1, 2021

RECORD:	OVERALL	HOME	AWAY	NEUTRAL
ALL GAMES	6-1	2-1	1-0	3-0
CONFERENCE	0-0	0-0	0-0	0-0
NON-CONFERENCE	6-1	2-1	1-0	3-0

##	Player	gp-gs	min	avg	Total		3-Point		F-Throw		Rebounds				pf	dq	a	to	blk	stl	pts	avg
					fg-fga	fg%	3fg-fga	3fg%	ft-fa	ft%	off	def	tot	avg								
01	Johnny Davis	6-6	195	32.5	40-93	.430	10-26	.385	26-31	.839	10	24	34	5.7	6	0	16	12	4	11	116	19.3
34	Brad Davison	7-7	221	31.6	32-81	.395	16-51	.314	27-32	.844	4	27	31	4.4	19	0	13	7	0	7	107	15.3
05	Tyler Wahl	7-7	204	29.1	26-52	.500	0-7	.000	13-18	.722	9	24	33	4.7	15	0	6	7	11	5	65	9.3
22	Steven Crowl	7-7	171	24.4	23-59	.390	5-20	.250	9-11	.818	11	24	35	5.0	16	0	5	8	3	2	60	8.6
23	Chucky Hepburn	7-7	208	29.7	13-39	.333	6-22	.273	12-15	.800	2	14	16	2.3	14	0	12	10	2	7	44	6.3
11	Lorne Bowman II	7-0	83	11.9	10-23	.435	7-12	.583	2-3	.667	2	5	7	1.0	9	0	3	5	0	4	29	4.1
00	Jahcobi Neath	2-0	24	12.0	2-8	.250	0-1	.000	2-2	1.000	2	0	2	1.0	0	0	0	1	0	0	6	3.0
02	Jordan Davis	5-0	22	4.4	5-6	.833	3-4	.750	0-0	.000	2	5	7	1.4	4	0	0	2	0	2	13	2.6
20	Ben Carlson	7-1	83	11.9	7-21	.333	0-6	.000	1-2	.500	6	15	21	3.0	2	0	3	4	1	0	15	2.1
35	Markus Ilver	3-0	20	6.7	1-6	.167	0-3	.000	3-4	.750	1	3	4	1.3	5	0	0	1	0	0	5	1.7
14	Carter Gilmore	7-0	83	11.9	3-11	.273	0-3	.000	4-6	.667	3	10	13	1.9	8	0	2	1	4	2	10	1.4
33	Chris Vogt	7-0	74	10.6	1-8	.125	0-1	.000	4-4	1.000	11	17	28	4.0	18	0	4	1	4	1	6	0.9
10	Isaac Lindsey	2-0	6	3.0	0-1	.000	0-0	.000	0-0	.000	0	0	0	0.0	0	0	0	0	0	0	0	0.0
04	Carter Higginbottom	2-0	3	1.5	0-0	.000	0-0	.000	0-0	.000	0	0	0	0.0	0	0	0	1	0	0	0	0.0
13	Justin Taphorn	2-0	3	1.5	0-0	.000	0-0	.000	0-0	.000	0	0	0	0.0	0	0	0	0	0	0	0	0.0
Team											14	14	28					2				
Total.....		7	1400		163-408	.400	47-156	.301	103-128	.805	77	182	259	37.0	116	0	64	62	29	41	476	68.0
Opponents.....		7	1400		144-374	.385	45-139	.324	64-99	.646	61	179	240	34.3	130	2	59	94	27	36	397	56.7

## TEAM STATISTICS

	WIS	OPP
SCORING	476	397
Points per game	68.0	56.7
Scoring margin	+11.3	-
FIELD GOALS-ATT	163-408	144-374
Field goal pct	.400	.385
3 POINT FG-ATT	47-156	45-139
3-point FG pct	.301	.324
3-pt FG made per game	6.7	6.4
FREE THROWS-ATT	103-128	64-99
Free throw pct	.805	.646
F-Throws made per game	14.7	9.1
REBOUNDS	259	240
Rebounds per game	37.0	34.3
Rebounding margin	+2.7	-
ASSISTS	64	59
Assists per game	9.1	8.4
TURNOVERS	62	94
Turnovers per game	8.9	13.4
Turnover margin	+4.6	-
Assist/turnover ratio	1.0	0.6
STEALS	41	36
Steals per game	5.9	5.1
BLOCKS	29	27
Blocks per game	4.1	3.9
ATTENDANCE	47513	9203
Home games-Avg/Game	3-15838	1-6302
Neutral site-Avg/Game	-	3-967

Date	Opponent		Score	Att.
11/09/21	ST. FRANCIS BROOKLYN	w	81-58	15735
11/12/21	GREEN BAY	w	72-34	16005
11/15/21	PROVIDENCE	L	58-63	15773
11/22/21	vs Texas A&M	w	69-58	0
11/23/21	vs Houston	w	65-63	0
11/24/21	vs Saint Mary's (CA)	w	61-55	2901
12/01/21	at Georgia Tech	w	70-66	6302

\* - Conference game

Score by Periods	1st	2nd	Totals
Wisconsin	236	240	476
Opponents	186	211	397

# HOME STATISTICS

Updated Through November 15, 2021

RECORD:	OVERALL	HOME	AWAY	NEUTRAL
ALL GAMES	2-1	2-1	0-0	0-0
CONFERENCE	0-0	0-0	0-0	0-0
NON-CONFERENCE	2-1	2-1	0-0	0-0

##	Player	gp-gs	min	avg	Total		3-Point		F-Throw		Rebounds				pf	dq	a	to	blk	stl	pts	avg
					fg-fga	fg%	3fg-fga	3fg%	ft-fa	ft%	off	def	tot	avg								
34	Brad Davison	3-3	86	28.7	15-33	.455	6-19	.316	12-15	.800	3	13	16	5.3	8	0	4	4	0	6	48	16.0
01	Johnny Davis	2-2	51	25.5	11-31	.355	2-9	.222	6-8	.750	3	5	8	4.0	1	0	7	0	1	3	30	15.0
22	Steven Crowl	3-3	64	21.3	12-30	.400	2-9	.222	7-7	1.000	6	13	19	6.3	2	0	2	3	1	0	33	11.0
05	Tyler Wahl	3-3	73	24.3	9-17	.529	0-3	.000	5-7	.714	5	9	14	4.7	7	0	3	4	4	0	23	7.7
23	Chucky Hepburn	3-3	84	28.0	7-20	.350	3-9	.333	4-6	.667	1	5	6	2.0	7	0	4	4	0	5	21	7.0
11	Lorne Bowman II	3-0	41	13.7	5-13	.385	5-8	.625	0-0	.000	2	3	5	1.7	5	0	2	3	0	3	15	5.0
00	Jahcobi Neath	1-0	18	18.0	1-5	.200	0-0	.000	2-2	1.000	2	0	2	2.0	0	0	0	1	0	0	4	4.0
20	Ben Carlson	3-1	56	18.7	5-16	.313	0-4	.000	1-1	1.000	5	10	15	5.0	0	0	1	1	1	0	11	3.7
02	Jordan Davis	3-0	11	3.7	4-5	.800	2-3	.667	0-0	.000	1	1	2	0.7	2	0	0	2	0	1	10	3.3
33	Chris Vogt	3-0	38	12.7	1-5	.200	0-1	.000	4-4	1.000	5	10	15	5.0	8	0	2	0	4	1	6	2.0
35	Markus Ilver	3-0	20	6.7	1-6	.167	0-3	.000	3-4	.750	1	3	4	1.3	5	0	0	1	0	0	5	1.7
14	Carter Gilmore	3-0	46	15.3	2-9	.222	0-2	.000	1-2	.500	2	9	11	3.7	2	0	1	1	3	1	5	1.7
13	Justin Taphorn	2-0	3	1.5	0-0	.000	0-0	.000	0-0	.000	0	0	0	0.0	0	0	0	0	0	0	0	0.0
10	Isaac Lindsey	2-0	6	3.0	0-1	.000	0-0	.000	0-0	.000	0	0	0	0.0	0	0	0	0	0	0	0	0.0
04	Carter Higginbottom	2-0	3	1.5	0-0	.000	0-0	.000	0-0	.000	0	0	0	0.0	0	0	0	1	0	0	0	0.0
Team											8	8	16					1				
Total.....		3	600		73-191	.382	20-70	.286	45-56	.804	44	89	133	44.3	47	0	26	26	14	20	211	70.3
Opponents.....		3	600		59-168	.351	16-59	.271	21-38	.553	27	79	106	35.3	53	1	22	40	14	14	155	51.7

## TEAM STATISTICS

	WIS	OPP
SCORING	211	155
Points per game	70.3	51.7
Scoring margin	+18.7	-
FIELD GOALS-ATT	73-191	59-168
Field goal pct	.382	.351
3 POINT FG-ATT	20-70	16-59
3-point FG pct	.286	.271
3-pt FG made per game	6.7	5.3
FREE THROWS-ATT	45-56	21-38
Free throw pct	.804	.553
F-Throws made per game	15.0	7.0
REBOUNDS	133	106
Rebounds per game	44.3	35.3
Rebounding margin	+9.0	-
ASSISTS	26	22
Assists per game	8.7	7.3
TURNOVERS	26	40
Turnovers per game	8.7	13.3
Turnover margin	+4.7	-
Assist/turnover ratio	1.0	0.6
STEALS	20	14
Steals per game	6.7	4.7
BLOCKS	14	14
Blocks per game	4.7	4.7
ATTENDANCE	47513	0
Home games-Avg/Game	3-15838	0-0
Neutral site-Avg/Game	-	0-0

## Date Opponent

Date	Opponent		Score	Att.
11/09/21	ST. FRANCIS BROOKLYN	W	81-58	15735
11/12/21	GREEN BAY	W	72-34	16005
11/15/21	PROVIDENCE	L	58-63	15773

\* - Conference game

## Score by Periods

	1st	2nd	Totals
Wisconsin	104	107	211
Opponents	70	85	155

# ROAD/NEUTRAL STATISTICS

Updated Through December 1, 2021

RECORD:	OVERALL	HOME	AWAY	NEUTRAL
ALL GAMES	4-0	0-0	1-0	3-0
CONFERENCE	0-0	0-0	0-0	0-0
NON-CONFERENCE	4-0	0-0	1-0	3-0

##	Player	gp-gs	min	avg	Total		3-Point		F-Throw		Rebounds				pf	dq	a	to	blk	stl	pts	avg
					fg-fga	fg%	3fg-fga	3fg%	ft-fa	ft%	off	def	tot	avg								
01	Johnny Davis	4-4	144	36.0	29-62	.468	8-17	.471	20-23	.870	7	19	26	6.5	5	0	9	12	3	8	86	21.5
34	Brad Davison	4-4	135	33.8	17-48	.354	10-32	.313	15-17	.882	1	14	15	3.8	11	0	9	3	0	1	59	14.8
05	Tyler Wahl	4-4	131	32.8	17-35	.486	0-4	.000	8-11	.727	4	15	19	4.8	8	0	3	3	7	5	42	10.5
22	Steven Crowl	4-4	107	26.8	11-29	.379	3-11	.273	2-4	.500	5	11	16	4.0	14	0	3	5	2	2	27	6.8
23	Chucky Hepburn	4-4	124	31.0	6-19	.316	3-13	.231	8-9	.889	1	9	10	2.5	7	0	8	6	2	2	23	5.8
11	Lorne Bowman II	4-0	42	10.5	5-10	.500	2-4	.500	2-3	.667	0	2	2	0.5	4	0	1	2	0	1	14	3.5
00	Jahcobi Neath	1-0	6	6.0	1-3	.333	0-1	.000	0-0	.000	0	0	0	0.0	0	0	0	0	0	0	2	2.0
02	Jordan Davis	2-0	11	5.5	1-1	1.000	1-1	1.000	0-0	.000	1	4	5	2.5	2	0	0	0	0	1	3	1.5
14	Carter Gilmore	4-0	37	9.3	1-2	.500	0-1	.000	3-4	.750	1	1	2	0.5	6	0	1	0	1	1	5	1.3
20	Ben Carlson	4-0	27	6.8	2-5	.400	0-2	.000	0-1	.000	1	5	6	1.5	2	0	2	3	0	0	4	1.0
33	Chris Vogt	4-0	36	9.0	0-3	.000	0-0	.000	0-0	.000	6	7	13	3.3	10	0	2	1	0	0	0	0.0
Team											6	6	12					1				
Total.....		4	800		90-217	.415	27-86	.314	58-72	.806	33	93	126	31.5	69	0	38	36	15	21	265	66.2
Opponents.....		4	800		85-206	.413	29-80	.363	43-61	.705	34	100	134	33.5	77	1	37	54	13	22	242	60.5

## TEAM STATISTICS

WIS OPP

SCORING	265	242
Points per game	66.2	60.5
Scoring margin	+5.8	-
FIELD GOALS-ATT	90-217	85-206
Field goal pct	.415	.413
3 POINT FG-ATT	27-86	29-80
3-point FG pct	.314	.363
3-pt FG made per game	6.8	7.3
FREE THROWS-ATT	58-72	43-61
Free throw pct	.806	.705
F-Throws made per game	14.5	10.8
REBOUNDS	126	134
Rebounds per game	31.5	33.5
Rebounding margin	-2.0	-
ASSISTS	38	37
Assists per game	9.5	9.3
TURNOVERS	36	54
Turnovers per game	9.0	13.5
Turnover margin	+4.5	-
Assist/turnover ratio	1.1	0.7
STEALS	21	22
Steals per game	5.3	5.5
BLOCKS	15	13
Blocks per game	3.8	3.3
ATTENDANCE	0	9203
Home games-Avg/Game	0-0	1-6302
Neutral site-Avg/Game	-	3-967

Date Opponent

Score

Att.

11/22/21	vs Texas A&M	w	69-58	0
11/23/21	vs Houston	w	65-63	0
11/24/21	vs Saint Mary's (CA)	w	61-55	2901
12/01/21	at Georgia Tech	w	70-66	6302

\* - Conference game

## Score by Periods

1st 2nd Totals

Wisconsin	132	133	265
Opponents	116	126	242



# GAME-BY-GAME STATISTICS

## WISCONSIN

Opponent	Date	Score		Total		3-Pointers		Free throws		Rebounds												pts	avg
				fg-fga	pct	3fg-fga	pct	ft-fa	pct	off	def	tot	avg	pf	a	t/o	blk	stl					
ST. FRANCIS BROOKLYN	11/09/21	81-58	W	29-66	.439	10-22	.455	13-18	.722	15	33	48	48.0	10	12	12	4	6		81	81.0		
GREEN BAY	11/12/21	72-34	W	24-64	.375	5-21	.238	19-21	.905	18	32	50	49.0	18	9	7	6	10		72	76.5		
PROVIDENCE	11/15/21	58-63	L	20-61	.328	5-27	.185	13-17	.765	11	24	35	44.3	19	5	7	4	4		58	70.3		
vs Texas A&M	11/22/21	69-58	W	23-58	.397	8-26	.308	15-17	.882	11	25	36	42.2	13	10	11	3	7		69	70.0		
vs Houston	11/23/21	65-63	W	23-49	.469	7-24	.292	12-15	.800	2	26	28	39.4	19	11	9	3	7		65	69.0		
vs Saint Mary's (CA)	11/24/21	61-55	W	21-56	.375	3-12	.250	16-18	.889	12	22	34	38.5	19	4	8	4	3		61	67.7		
at Georgia Tech	12/01/21	70-66	W	23-54	.426	9-24	.375	15-22	.682	8	20	28	37.0	18	13	8	5	4		70	68.0		
Wisconsin		476		163-408	.400	47-156	.301	103-128	.805	77	182	259	37.0	116	64	62	29	41		476	68.0		
Opponents		397		144-374	.385	45-139	.324	64-99	.646	61	179	240	34.3	130	59	94	27	36		397	56.7		

Games played: 7  
Points/game: 68.0  
FG Pct: 40.0  
3FG Pct: 30.1  
FT Pct: 80.5

Rebounds/game: 37.0  
Assists/game: 9.1  
Turnovers/game: 8.9  
Assist/turnover ratio: 1.0  
Steals/game: 5.9  
Blocks/game: 4.1

## OPPONENT

Opponent	Date	Score		Total		3-Pointers		Free throws		Rebounds												pts	avg
				fg-fga	pct	3fg-fga	pct	ft-fga	pct	off	def	tot	avg	pf	a	t/o	blk	stl					
ST. FRANCIS BROOKLYN	11/09/21	81-58	W	25-63	.397	5-21	.238	3-4	.750	6	25	31	31.0	15	5	12	4	8	58	58.0			
GREEN BAY	11/12/21	72-34	W	12-51	.235	3-16	.188	7-15	.467	9	22	31	31.0	20	6	13	4	3	34	46.0			
PROVIDENCE	11/15/21	58-63	L	22-54	.407	8-22	.364	11-19	.579	12	32	44	35.3	18	11	15	6	3	63	51.7			
vs Texas A&M	11/22/21	69-58	W	19-49	.388	10-26	.385	10-14	.714	5	24	29	33.8	18	11	16	3	7	58	53.2			
vs Houston	11/23/21	65-63	W	23-54	.426	9-23	.391	8-15	.533	10	26	36	34.2	18	10	12	2	7	63	55.2			
vs Saint Mary's (CA)	11/24/21	61-55	W	21-50	.420	4-15	.267	9-12	.750	9	24	33	34.0	21	9	16	5	3	55	55.2			
at Georgia Tech	12/01/21	70-66	W	22-53	.415	6-16	.375	16-20	.800	10	26	36	34.3	20	7	10	3	5	66	56.7			
Opponents		397		144-374	.385	45-139	.324	64-99	.646	61	179	240	34.3	130	59	94	27	36	397	56.7			
Wisconsin		476		163-408	.400	47-156	.301	103-128	.805	77	182	259	37.0	116	64	62	29	41	476	68.0			

Games played: 7  
Points/game: 56.7  
FG Pct: 38.5  
3FG Pct: 32.4  
FT Pct: 64.6

Rebounds/game: 34.3  
Assists/game: 8.4  
Turnovers/game: 13.4  
Assist/turnover ratio: 0.6  
Steals/game: 5.1  
Blocks/game: 3.9

## GAME 1: WISCONSIN 81, ST. FRANCIS BROOKLYN 58

Nov. 9, 2021 • Madison, Wis. • Kohl Center



Official Basketball Box Score - Final  
**St. Francis Brooklyn at Wisconsin**  
 11/09/21 Kohl Center, Madison  
 2021-22 Men's Basketball

Game Time: 7:00 PM  
 Game Duration: 1:48  
 Attendance: 15,735

Officials: Rob Riley, Lamont Simpson, Michael Kibitz (J.)

St. Francis Brooklyn - 58

Record: 0-4

NO. Name	Min	FG	3P	FT	Rebounds	Fouls	TP	AS	TO	ST	Blocks	BS	BA	+	-
1 Patrick Emilien	F 34:16	8-11	1-3	1-2	0 5 5	0 5	18	0	0	1	0	0	0	-20	
12 Vuk Stevanic	F 19:20	1-3	0-1	0-0	1 2 2	0 1	2	0	0	0	2	0	0	-14	
0 Tedrick Wilcox Jr.	G 12:13	1-3	1-2	0-0	1 2 2	4 0	3	0	0	1	0	0	0	-8	
3 Rob Higgins	G 25:11	1-9	0-1	2-2	0 0 0	0 3	1	4	2	2	3	0	0	-12	
11 Michael Cubbage	G 28:47	5-13	0-3	0-0	1 6 7	2 1	10	0	3	1	1	0	0	-24	
32 Jack Hemphill	15:41	3-7	1-4	0-0	2 1 3	0 0	1	7	2	1	0	0	0	-9	
5 Larry Moreno	15:11	0-5	0-4	0-0	0 1 1	1 1	0	0	1	0	0	0	0	-17	
15 Trey Quarlesbaum	24:58	4-6	2-3	0-0	1 4 5	2 0	10	0	2	1	0	0	0	-18	
4 Bahadai Haidari	10:43	0-2	0-0	0-0	0 1 1	0 0	8	0	1	0	0	0	0	-1	
10 DiAndre Howell-South	08:37	2-3	0-0	0-0	0 0 0	0 0	2	0	4	0	1	1	0	1	3
31 Kasper Suorong	05:03	0-1	0-0	0-0	0 0 0	0 0	0	0	1	1	0	0	0	0	7
Team					1 4 5		0		0						
Totals		25-63	5-21	3-4	6 25 31	15 10	58	5	12	8	4	4	-23		

Technical Fouls: NONE

Wisconsin - 81

Record: 1-0

NO. Name	Min	FG	3P	FT	Rebounds	Fouls	TP	AS	TO	ST	Blocks	BS	BA	+	-
5 Tyler Wahl	F 17:09	1-3	0-1	3-4	1 3 4	2 2	5	1	2	0	0	0	0	6	
22 Steven Crowl	F 18:56	4-9	0-1	3-4	3 5 8	0 2	2	1	0	2	0	1	0	11	
1 Johnny Davis	G 26:25	6-15	2-6	1-2	1 3 3	0 4	15	5	0	2	0	0	0	23	
23 Chucky Hepburn	G 23:14	4-7	2-3	3-4	0 1 1	3 2	13	1	2	0	0	0	0	18	
34 Brad Davison	G 23:39	3-8	2-4	0-1	0 6 6	2 1	8	2	1	2	0	0	0	21	
20 Ben Carlson	19:30	2-3	0-0	0-0	2 3 5	0 1	4	0	0	0	0	0	0	12	
3 Chris Vogt	16:49	1-3	0-0	0-0	2 7 9	2 0	2	1	0	1	2	0	0	14	
0 Jahcobi Neath	17:33	1-5	0-0	2-2	2 0 2	0 1	4	0	1	0	0	0	0	10	
11 Lorne Bowman II	15:17	3-7	3-4	0-0	2 2 4	0 0	9	1	1	0	1	0	0	10	
14 Carter Gilmore	07:00	2-2	0-0	1-2	0 1 1	0 2	5	1	0	1	1	0	0	2	
35 Markus Iver	06:32	1-2	0-1	0-0	0 0 0	0 1	0	2	0	0	0	0	0	1	
2 Jordan Davis	04:13	1-2	1-2	0-0	0 0 0	0 0	3	0	1	0	0	0	0	-4	
10 Isaac Lindsey	02:14	0-0	0-0	0-0	0 0 0	0 0	0	0	0	0	0	0	0	-4	
4 Carter Higginbottom	00:48	0-0	0-0	0-0	0 0 0	0 0	0	0	1	0	0	0	0	-7	
13 Justin Taphorn	00:41	0-0	0-0	0-0	0 0 0	0 0	0	0	0	0	0	0	0	1	
Team					2 3 5		0		1						
Totals		29-66	10-22	13-18	15 33 48	10 15	81	12	12	6	4	4	-23		

Technical Fouls: NONE

	SFB	UW
Biggest lead	1 (1 <sup>st</sup> 18:01)	32 (2 <sup>nd</sup> 8:33)
Best Scoring Run	11 (2 <sup>nd</sup> 18:07)	15 (1 <sup>st</sup> 5:33)
Lead Changes	2	
Times Tied	0	
Time with Lead	01:54	37:18

**NOTES:** Chucky Hepburn became the first true freshman to start in a season opener for UW since Devin Harris in 2001...**Johnny Davis** made his first career start, tallying 15 points and a career-high 5 assists...**Steven Crowl** made his first career start, setting career highs in points (11) and rebounds (8)...UW won its sixth-straight home opener, and for the 23rd time in the last 24 years...UW improved to 6-0 in home openers under **Greg Gard**.

## GAME 2: WISCONSIN 72, GREEN BAY 34

Nov. 12, 2021 • Madison, Wis. • Kohl Center



Official Basketball Box Score - Final  
**Green Bay at Wisconsin**  
 11/12/21 Kohl Center, Madison  
 2021-22 Men's Basketball

Game Time: 7:00 PM  
 Game Duration: 1:53  
 Attendance: 16,005

Officials: Matt Morales, Chad Barlow, Kenneth Mubaland

Green Bay - 34

Record: 0-2

NO. Name	Min	FG	3P	FT	Rebounds	Fouls	TP	AS	TO	ST	Blocks	BS	BA	+	-
3 Japannah Kellogg III	F 20:43	1-1	0-0	0-4	1 1 2	1 3	2	0	1	1	2	0	0	-27	
11 Cade Meyer	F 18:04	1-6	0-1	2-5	0 0 0	5 3	4	0	1	0	0	0	0	-18	
1 Mich Listau	G 20:30	0-3	0-1	0-2	2 2 2	0 1	2	1	1	0	0	0	0	-19	
5 Lucas Steiber	G 09:38	0-1	0-1	0-0	0 2 2	0 1	0	1	0	0	0	0	0	-11	
23 Emmanuel Ansong	G 16:18	0-5	0-1	0-0	1 1 2	3 1	0	0	1	0	0	0	0	-29	
2 Kamari McGee	21:32	2-9	0-1	0-0	0 3 3	2 0	4	1	4	0	0	0	0	-16	
14 Randy Tucker	13:12	0-2	0-1	2-2	2 2 4	3 3	2	2	0	0	0	0	0	-11	
15 Donovan Ivory	18:08	1-5	1-3	0-0	0 3 3	2 0	3	0	3	0	0	0	0	-17	
4 Blayton Williams	05:37	0-1	0-0	0-1	1 1 1	0 0	0	0	0	0	0	0	0	-1	
12 Cem Kircman	17:14	2-4	1-1	0-0	1 3 4	3 2	5	1	1	1	0	0	0	-12	
13 Ryan Coflin	16:06	1-4	0-0	0-2	2 2 0	0 0	3	0	1	1	0	0	0	-9	
55 Nate Jenkins	12:26	2-5	0-0	0-0	0 1 1	0 2	4	0	0	0	0	0	0	-16	
21 Tutu Majok	10:32	2-5	0-1	1-2	2 1 3	0 2	5	0	0	0	0	0	0	-4	
Team					2 0 2		0		1						
Totals		12-51	3-16	7-15	9 22 31	20 18	34	6	13	3	4	6	-38		

Technical Fouls: NONE

Wisconsin - 72

Record: 2-0

NO. Name	Min	FG	3P	FT	Rebounds	Fouls	TP	AS	TO	ST	Blocks	BS	BA	+	-
5 Tyler Wahl	F 19:45	1-2	0-0	0-0	1 4 5	1 2	2	2	1	0	2	1	0	18	
22 Steven Crowl	F 21:59	7-11	2-4	2-2	3 4 7	1 1	18	0	0	0	0	0	0	35	
1 Johnny Davis	G 24:46	5-16	0-3	5-6	2 3 5	1 6	15	2	0	0	1	1	0	37	
23 Chucky Hepburn	G 23:49	1-5	1-3	0-0	0 2 2	1 0	3	1	1	4	0	0	0	38	
34 Brad Davison	G 26:08	5-8	1-4	4-4	2 1 3	2 2	15	1	1	1	0	0	0	34	
20 Ben Carlson	18:39	2-6	0-1	1-1	1 6 7	0 0	5	1	0	0	0	0	0	27	
3 Chris Vogt	12:43	0-2	0-1	4-4	3 2 5	3 4	0	0	0	0	1	1	5		
11 Lorne Bowman II	15:16	1-3	1-2	0-0	0 1 1	4 1	3	1	1	3	0	0	0	4	
14 Carter Gilmore	14:19	0-4	0-1	0-0	2 3 5	0 0	0	0	1	0	2	0	0	6	
35 Markus Iver	10:44	0-4	0-2	3-4	1 3 4	4 3	3	0	1	0	0	0	0	-1	
2 Jordan Davis	06:32	2-2	0-0	0-0	1 1 2	2 0	4	0	1	1	0	0	0	1	
10 Isaac Lindsey	03:48	0-1	0-0	0-0	0 0 0	0 0	0	0	0	0	0	0	0	-6	
4 Carter Higginbottom	01:46	0-0	0-0	0-0	0 0 0	0 0	0	0	0	0	0	0	0	-4	
13 Justin Taphorn	01:46	0-0	0-0	0-0	0 0 0	0 0	0	0	0	0	0	0	0	-4	
Team					2 2 4		0		0						
Totals		24-64	5-21	19-21	18 32 50	18 20	72	9	7	10	6	4	-38		

Technical Fouls: NONE

	GB	UW
Biggest lead	2 (1 <sup>st</sup> 18:20)	45 (2 <sup>nd</sup> 6:07)
Best Scoring Run	6 (1 <sup>st</sup> 12:42)	13 (1 <sup>st</sup> 0:43)
Lead Changes	1	
Times Tied	2	
Time with Lead	00:37	35:52

**NOTES:** UW won its 23rd-consecutive non-conference home game dating back to the 2017-18 season...UW allowed just 34 points, its fewest surrendered in the Greg Gard era and fewest overall since a 62-31 win Nov. 14, 2014...UW held GB to 23.5% FG, the 4th-lowest mark ever by a UW opponent at the Kohl Center...**Steven Crowl** scored a career-high 18 points.

## GAME 3: PROVIDENCE 63, WISCONSIN 58

Nov. 15, 2021 • Madison, Wis. • Kohl Center



Official Basketball Box Score - Final  
**Providence at Wisconsin**  
 11/15/21 Kohl Center, Madison  
 2021-22 Men's Basketball

Game Time: 8:00 PM  
 Game Duration: 2:09  
 Attendance: 15,773

Officials: Mike Roberts, Bart Smith, Tim O'Grady

Providence - 63

Record: 3-0

NO. Name	Min	FG	3P	FT	Rebounds	Fouls	TP	AS	TO	ST	Blocks	BS	BA	+	-
14 Noah Horchler	F 25:29	1-1	0-0	0-1	1 5 6	3 1	2	0	1	1	3	0	0	-8	
0 Nate Watson	C 32:25	11-15	0-0	2-5	3 3 6	3 4	24	0	2	0	1	0	4		
1 Aljami Durham	G 35:31	4-11	3-5	2-4	0 2 2	1 6	13	4	3	0	0	0	0	-2	
4 Jared Bynum	G 27:30	1-10	0-4	2-3	1 8 9	2 2	4	7	5	1	0	0	0	-5	
11 A.J. Reeves	G 31:12	3-9	3-8	2-2	4 4 8	2 3	11	0	0	0	0	0	0	6	
5 Ed Crosswell	08:50	0-1	0-0	0-0	0 2 2	3 0	0	0	1	1	1	1	-1		
15 Justin Mraya	24:36	1-4	1-3	0-0	2 5 7	1 0	3	0	1	0	1	0	0	9	
10 Allyn Breed	10:43	1-3	1-2	3-4	0 2 2	3 3	6	0	1	0	0	0	0	5	
12 Brycen Goodine	03:44	0-0	0-0	0-0	0 0 0	0 0	0	0	0	0	0	0	0	7	
Team					1 1 2		0		1						
Totals		22-54	8-22	11-19	12 32 44	18 19	63	11	15	3	6	4	-5		

Technical Fouls: NONE

Wisconsin - 58

Record: 2-1

NO. Name		Min	MA	FG	3P	FT	OR	DR	RE	TP	FF	FD	AS	TO	ST	BS	BA	+	-
5 Tyler Wahl	F	36:19	7-12	0-2	2-3	3 2 5	4	5	16	0	1	2	0	1	0	2	1	-7	
20 Ben Carlson	F	17:49	1-7	0-3	0-0	2 1 3	0	1	2	0	1	2	0	1	0	1	3	-13	
22 Steven Crowl	F	23:34	1-10	0-4	2-2	0 4 4	2	1	4	2	1	4	2	1	0	0	2	8	
23 Chucky Hepburn	G	35:42	2-8	0-3	1-2	1 2 3	3	3	5	2	1	1	1	0	0	0	0	-3	
34 Chad Davidson	G	38:19	7-17	3-10	1-2	1 8 10	1	6	25	0	1	2	0	0	0	0	0	5	
34 Carter Gilmore	G	35:43	0-3	0-1	0-0	0 5 3	2	0	0	0	0	0	0	0	0	0	0	-5	
33 Chris Vogt	08:30	0-0	0-0	0-0	0 1 1	3 0 0	0	1	0	0	1	0	1	0	1	0	1	0	
11 Lorne Bowman II	10:49	1-3	1-2	0-0	0 0 0	1 0 3	0	1	0	3	0	1	0	0	0	0	0	-13	
35 Markus Iyer	02:11	0-0	0-0	0-0	0 0 0	0 0 0	0	0	0	0	0	0	0	0	0	0	0	2	
2 Jordan Davis	00:13	1-1	1-1	0-0	0 0 0	0 0 0	0	0	0	3	0	0	0	0	0	0	0	-1	
Team					4	3	0	0	0	0	0	0	0	0	0	0	0	0	0
Totals		20:61	5-27	13-17	11	24	35	19	18	58	5	7	4	4	4	6	5	-5	

## GAME 5: WISCONSIN 65, #12 HOUSTON 63

Nov. 23, 2021 • Las Vegas, Nev. • Michelob Ultra Arena



Official Basketball Box Score - Final  
Wisconsin at Houston  
11/23/21 Michelob Ultra Arena, Las Vegas  
2021-22 Men's Basketball

Game Time: 2:00 PM  
Game Duration: 1:56

Officials: Mike Reed, Don Daly, Al Doss

Wisconsin - 65												
Record: 4-1												
NO.	Name	Min	FG	3P	FT	Rebounds	Fouls	TP	AS	TO	ST	Blocks
			M-A	M-A	M-A	OR	DR	PF				BS
5	Tyler Wahl	F 32:00	4-10	0-2	1-2	1	6	7	2	3	9	1
22	Steven Crowl	F 22:42	3-6	1-4	1-2	0	1	1	4	2	8	0
1	Johnny Davis	G 37:24	10-18	4-7	6-6	0	4	4	1	5	30	1
23	Chucky Hepburn	G 30:58	1-4	1-4	0-0	0	4	4	2	0	3	3
34	Brad Davison	G 28:09	2-6	1-5	4-4	0	4	4	4	5	9	2
14	Carter Gilmore	09:00	0-1	0-1	0-0	0	0	0	1	0	1	0
11	Lorne Bowman II	12:44	1-1	0-0	0-1	0	0	0	1	1	2	0
33	Chris Vogt	10:10	0-0	0-0	0-0	2	2	2	3	1	0	0
20	Ben Carlson	11:26	2-3	0-1	0-0	0	2	2	0	1	4	2
2	Jordan Davis	05:27	0-0	0-0	0-0	0	1	1	1	0	0	0
Team						1	2	3	0	0	1	
Totals		23:49	7-24	12-15	2-26	28	19	18	65	11	9	7

Houston - 63												
Record: 4-1												
NO.	Name	Min	FG	3P	FT	Rebounds	Fouls	TP	AS	TO	ST	Blocks
			M-A	M-A	M-A	OR	DR	PF				BS
32	Reggie Chaney	F 19:47	3-3	0-0	1-4	0	5	5	3	3	7	0
35	Fabian White Jr	F 25:33	2-4	0-1	0-0	1	3	4	2	1	4	1
0	Marcus Sasser	G 37:52	4-12	3-7	0-0	0	2	2	2	1	11	2
4	Taze Moore	G 15:56	0-6	0-4	0-0	1	2	3	1	0	0	1
11	Kyler Edwards	G 34:21	6-10	6-8	0-0	1	4	5	2	2	18	1
12	Tramon Mark	13:43	3-6	0-0	2-2	0	2	2	1	8	1	0
13	J'wan Roberts	19:14	1-5	0-2	3-4	3	3	6	0	3	5	0
1	Jamari Sheard	21:00	3-7	0-1	2-4	1	1	2	3	6	5	2
25	Josh Carlton	12:34	1-1	0-0	0-1	0	3	3	2	2	0	0
Team						3	1	4	0	0	0	
Totals		23:54	9-23	8-15	10	26	36	18	19	63	10	12

Technical Fouls: NONE

Wisconsin - 65												
Record: 4-1												
NO.	Name	Min	FG	3P	FT	Rebounds	Fouls	TP	AS	TO	ST	Blocks
			M-A	M-A	M-A	OR	DR	PF				BS
5	Tyler Wahl	F 32:00	4-10	0-2	1-2	1	6	7	2	3	9	1
22	Steven Crowl	F 22:42	3-6	1-4	1-2	0	1	1	4	2	8	0
1	Johnny Davis	G 37:24	10-18	4-7	6-6	0	4	4	1	5	30	1
23	Chucky Hepburn	G 30:58	1-4	1-4	0-0	0	4	4	2	0	3	3
34	Brad Davison	G 28:09	2-6	1-5	4-4	0	4	4	4	5	9	2
14	Carter Gilmore	09:00	0-1	0-1	0-0	0	0	0	1	0	1	0
11	Lorne Bowman II	12:44	1-1	0-0	0-1	0	0	0	1	1	2	0
33	Chris Vogt	10:10	0-0	0-0	0-0	2	2	2	3	1	0	0
20	Ben Carlson	11:26	2-3	0-1	0-0	0	2	2	0	1	4	2
2	Jordan Davis	05:27	0-0	0-0	0-0	0	1	1	1	0	0	0
Team						1	2	3	0	0	1	
Totals		23:49	7-24	12-15	2-26	28	19	18	65	11	9	7

Houston - 63												
Record: 4-1												
NO.	Name	Min	FG	3P	FT	Rebounds	Fouls	TP	AS	TO	ST	Blocks
			M-A	M-A	M-A	OR	DR	PF				BS
32	Reggie Chaney	F 19:47	3-3	0-0	1-4	0	5	5	3	3	7	0
35	Fabian White Jr	F 25:33	2-4	0-1	0-0	1	3	4	2	1	4	1
0	Marcus Sasser	G 37:52	4-12	3-7	0-0	0	2	2	2	1	11	2
4	Taze Moore	G 15:56	0-6	0-4	0-0	1	2	3	1	0	0	1
11	Kyler Edwards	G 34:21	6-10	6-8	0-0	1	4	5	2	2	18	1
12	Tramon Mark	13:43	3-6	0-0	2-2	0	2	2	1	8	1	0
13	J'wan Roberts	19:14	1-5	0-2	3-4	3	3	6	0	3	5	0
1	Jamari Sheard	21:00	3-7	0-1	2-4	1	1	2	3	6	5	2
25	Josh Carlton	12:34	1-1	0-0	0-1	0	3	3	2	2	0	0
Team						3	1	4	0	0	0	
Totals		23:54	9-23	8-15	10	26	36	18	19	63	10	12

Technical Fouls: NONE

Wisconsin - 65												
Record: 4-1												
NO.	Name	Min	FG	3P	FT	Rebounds	Fouls	TP	AS	TO	ST	Blocks
			M-A	M-A	M-A	OR	DR	PF				BS
5	Tyler Wahl	F 32:00	4-10	0-2	1-2	1	6	7	2	3	9	1
22	Steven Crowl	F 22:42	3-6	1-4	1-2	0	1	1	4	2	8	0
1	Johnny Davis	G 37:24	10-18	4-7	6-6	0	4	4	1	5	30	1
23	Chucky Hepburn	G 30:58	1-4	1-4	0-0	0	4	4	2	0	3	3
34	Brad Davison	G 28:09	2-6	1-5	4-4	0	4	4	4	5	9	2
14	Carter Gilmore	09:00	0-1	0-1	0-0	0	0	0	1	0	1	0
11	Lorne Bowman II	12:44	1-1	0-0	0-1	0	0	0	1	1	2	0
33	Chris Vogt	10:10	0-0	0-0	0-0	2	2	2	3	1	0	0
20	Ben Carlson	11:26	2-3	0-1	0-0	0	2	2	0	1	4	2
2	Jordan Davis	05:27	0-0	0-0	0-0	0	1	1	1	0	0	0
Team						1	2	3	0	0	1	
Totals		23:49	7-24	12-15	2-26	28	19	18	65	11	9	7

Houston - 63												
Record: 4-1												
NO.	Name	Min	FG	3P	FT	Rebounds	Fouls	TP	AS	TO	ST	Blocks
			M-A	M-A	M-A	OR	DR	PF				BS
32	Reggie Chaney	F 19:47	3-3	0-0	1-4	0	5	5	3	3	7	0
35	Fabian White Jr	F 25:33	2-4	0-1	0-0	1	3	4	2	1	4	1
0	Marcus Sasser	G 37:52	4-12	3-7	0-0	0	2	2	2	1	11	2
4	Taze Moore	G 15:56	0-6	0-4	0-0	1	2	3	1	0	0	1
11	Kyler Edwards	G 34:21	6-10	6-8	0-0	1	4	5	2	2	18	1
12	Tramon Mark	13:43	3-6	0-0	2-2	0	2	2	1	8	1	0
13	J'wan Roberts	19:14	1-5	0-2	3-4	3	3	6	0	3	5	0
1	Jamari Sheard	21:00	3-7	0-1	2-4	1	1	2	3	6	5	2
25	Josh Carlton	12:34	1-1	0-0	0-1	0	3	3	2	2	0	0
Team						3	1	4	0	0	0	
Totals		23:54	9-23	8-15	10	26	36	18	19	63	10	12

Technical Fouls: NONE

Wisconsin - 65												
Record: 4-1												
NO.	Name	Min	FG	3P	FT	Rebounds	Fouls	TP	AS	TO	ST	Blocks
			M-A	M-A	M-A	OR	DR	PF				BS
5	Tyler Wahl	F 32:00	4-10	0-2	1-2	1	6	7	2	3	9	1
22	Steven Crowl	F 22:42	3-6	1-4	1-2	0	1	1	4	2	8	0
1	Johnny Davis	G 37:24	10-18	4-7	6-6	0	4	4	1	5	30	1
23	Chucky Hepburn	G 30:58	1-4	1-4	0-0	0	4	4	2	0	3	3
34	Brad Davison	G 28:09	2-6	1-5	4-4	0	4	4	4	5	9	2
14	Carter Gilmore	09:00	0-1	0-1	0-0	0	0	0	1	0	1	0
11	Lorne Bowman II	12:44	1-1	0-0	0-1	0	0	0	1	1	2	0
33	Chris Vogt	10:10	0-0	0-0	0-0	2	2	2	3	1	0	0
20	Ben Carlson	11:26	2-3	0-1	0-0	0	2	2	0	1	4	2
2	Jordan Davis	05:27	0-0	0-0	0-0	0	1	1	1	0	0	0
Team						1	2	3	0	0	1	
Totals		23:49	7-24	12-15	2-26	28	19	18	65	11	9	7

Houston - 63												
Record: 4-1												
NO.	Name	Min	FG	3P	FT	Rebounds	Fouls	TP	AS	TO	ST	Blocks
			M-A	M-A	M-A	OR	DR	PF				BS
32	Reggie Chaney	F 19:47	3-3	0-0	1-4	0	5	5	3	3	7	0
35	Fabian White Jr	F 25:33	2-4	0-1	0-0	1	3	4	2	1	4	1
0	Marcus Sasser	G 37:52	4-12	3-7	0-0	0	2	2	2	1	11	2
4	Taze Moore	G 15:56	0-6	0-4	0-0	1	2	3	1	0	0	1

# SPECIAL STATISTICS

Game	Pts off T/O (Wis / Opp)	Pts in Paint (Wis / Opp)	2nd Chance Pts (Wis / Opp)	Fast Break Pts (Wis / Opp)	Bench Pts (Wis / Opp)
11/09/21 - ST. FRANCIS BKN	21 / 19	36 / 26	11 / 4	13 / 1	29 / 21
11/12/21 - GREEN BAY	16 / 4	32 / 12	25 / 9	8 / 4	19 / 26
11/15/21 - PROVIDENCE	16 / 5	22 / 22	6 / 19	4 / 11	6 / 9
11/22/21 - vs. Texas A&M	22/ 14	26 / 16	15 / 5	5 / 13	6 / 24
11/23/21 - vs. Houston	11 / 8	26 / 26	2 / 6	5 / 7	6 / 23
11/24/21 - vs. Saint Mary's	13 / 7	26 / 34	9 / 10	0 / 2	9 / 11
12/01/21 - at Georgia Tech	11 / 5	24 / 24	11 / 10	5 / 10	7 / 11
RUNNING TOTAL	110 / 62	192 / 160	76 / 63	40 / 48	76 / 116
PER GAME AVERAGE	15.7 / 8.9	27.4 / 22.9	10.9 / 9.0	5.7 / 6.9	10.9 / 16.6

# TEAM SUPERLATIVES

## WISCONSIN

### HIGH

### LOW

• Points	81	ST. FRANCIS BROOKLYN (11/9/21)	61	vs. Saint Mary's (11/24/21)
• First-Half Points	42	ST. FRANCIS BROOKLYN (11/9/21)	23	PROVIDENCE (11/15/21)
• Second-Half Points	39	ST. FRANCIS BROOKLYN (11/9/21)	25	vs. Houston (11/23/21)
• Field Goals Made	29	ST. FRANCIS BROOKLYN (11/9/21)	20	PROVIDENCE (11/15/21)
• Field Goal Attempts	66	ST. FRANCIS BROOKLYN (11/9/21)	49	vs. Houston (11/23/21)
• Field Goal Percentage	.469 (23-49)	vs. Houston (11/23/21)	.328 (20-61)	PROVIDENCE (11/15/21)
• 3-Point Field Goals Made	10	ST. FRANCIS BROOKLYN (11/9/21)	3	vs. Saint Mary's (11/24/21)
• 3-Point Field Goal Attempts	27	PROVIDENCE (11/15/21)	12	vs. Saint Mary's (11/24/21)
• 3-Point Field Goal Pct. (min. 10 att.)	.455 (10-22)	ST. FRANCIS BROOKLYN (11/9/21)	.185 (5-27)	PROVIDENCE (11/15/21)
• Free Throws Made	19	GREEN BAY (11/12/21)	12	vs. Houston (11/23/21)
• Free Throw Attempts	22	at Georgia Tech (12/1/21)	17	2x; MR vs. Texas A&M (11/22/21)
• Free Throw Pct. (min. 12 att.)	.905 (19-21)	GREEN BAY (11/12/21)	.682 (15-22)	at Georgia Tech (12/1/21)
• Offensive Rebounds	18	GREEN BAY (11/12/21)	2	vs. Houston (11/23/21)
• Defensive Rebounds	33	ST. FRANCIS BROOKLYN (11/9/21)	20	at Georgia Tech (12/1/21)
• Total Rebounds	50	GREEN BAY (11/12/21)	28	2x; MR at Georgia Tech (12/1/21)
• Fouls	19	3x; MR vs. Saint Mary's (11/24/21)	10	ST. FRANCIS BROOKLYN (11/9/21)
• Assists	13	at Georgia Tech (12/1/21)	4	vs. Saint Mary's (11/24/21)
• Turnovers	12	ST. FRANCIS BROOKLYN (11/9/21)	7	2x; MR PROVIDENCE (11/15/21)
• Steals	10	GREEN BAY (11/12/21)	4	2x; MR at Georgia Tech (12/1/21)
• Blocked Shots	6	GREEN BAY (11/12/21)	3	2x; MR vs. Houston (11/23/21)

## OPPONENT

### HIGH

### LOW

• Points	66	at Georgia Tech (12/1/21)	34	GREEN BAY (11/12/21)
• First-Half Points	34	2x; MR vs. Texas A&M (11/22/21)	15	GREEN BAY (11/12/21)
• Second-Half Points	43	vs. Houston (11/23/21)	19	GREEN BAY (11/12/21)
• Field Goals Made	25	ST. FRANCIS BROOKLYN (11/9/21)	12	GREEN BAY (11/12/21)
• Field Goal Attempts	63	ST. FRANCIS BROOKLYN (11/9/21)	49	vs. Texas A&M (11/22/21)
• Field Goal Percentage	.426 (23-54)	vs. Houston (11/23/21)	.235 (12-51)	GREEN BAY (11/12/21)
• 3-Point Field Goals Made	10	vs. Texas A&M (11/22/21)	3	GREEN BAY (11/12/21)
• 3-Point Field Goal Attempts	26	vs. Texas A&M (11/22/21)	15	vs. Saint Mary's (11/24/21)
• 3-Point Field Goal Pct. (min. 10 att.)	.391 (9-23)	vs. Houston (11/23/21)	.188 (3-16)	GREEN BAY (11/12/21)
• Free Throws Made	16	at Georgia Tech (12/1/21)	3	ST. FRANCIS BROOKLYN (11/9/21)
• Free Throw Attempts	20	at Georgia Tech (12/1/21)	4	ST. FRANCIS BROOKLYN (11/9/21)
• Free Throw Pct. (min. 10 att.)	.800 (16-20)	at Georgia Tech (12/1/21)	.467 (7-15)	GREEN BAY (11/12/21)
• Offensive Rebounds	12	PROVIDENCE (11/15/21)	5	vs. Texas A&M (11/22/21)
• Defensive Rebounds	32	PROVIDENCE (11/15/21)	22	GREEN BAY (11/12/21)
• Total Rebounds	44	PROVIDENCE (11/15/21)	29	vs. Texas A&M (11/22/21)
• Fouls	21	vs. Saint Mary's (11/24/21)	15	ST. FRANCIS BROOKLYN (11/9/21)
• Assists	11	2x; MR vs. Texas A&M (11/22/21)	5	ST. FRANCIS BROOKLYN (11/9/21)
• Turnovers	16	2x; MR vs. Saint Mary's (11/24/21)	10	at Georgia Tech (12/1/21)
• Steals	8	ST. FRANCIS BROOKLYN (11/9/21)	3	3x; MR vs. Saint Mary's (11/24/21)
• Blocked Shots	6	PROVIDENCE (11/15/21)	2	vs. Houston (11/23/21)

## MISCELLANEOUS

### HIGH

### SECOND-HIGHEST

• UW's Largest Deficit Overcome in Win	16 (10-26, 12:04 1H) vs. Texas A&M (11/22/21)	10 (37-27, 15:58 2H) vs. Saint Mary's (11/24/21)
• UW's Largest Deficit Overcome in Win (2nd Half/OT)	10 (37-27, 15:58 2H) vs. Saint Mary's (11/24/21)	--
• UW's Largest Lead Surrendered in Loss	6 (18-12, 9:11 1H) PROVIDENCE (11/15/21)	--
• UW's Largest Lead Surrendered in Loss (2nd Half/OT)	--	--
• UW's Largest Halftime Lead	24 GREEN BAY (11/12/21)	21 ST. FRANCIS BROOKLYN (11/9/21)
• UW's Largest Halftime Deficit	11 PROVIDENCE (11/15/21)	6 vs. Saint Mary's (11/24/21)
• UW's Largest Lead	45 (69-24, 5:07 2H) GREEN BAY (11/12/21)	32 (65-33, 8:33 2H) ST. FRANCIS BROOKLYN (11/9/21)
• UW's Largest Deficit	16 (10-26, 12:04 1H) vs. Texas A&M (11/22/21)	13 (42-55, 6:13 2H) PROVIDENCE (11/15/21)



# INDIVIDUAL SUPERLATIVES

## WISCONSIN

### HIGH

### SECOND-HIGHEST

• Points	30	Johnny Davis (Houston - 11/23/21)	27	Brad Davison (at Georgia Tech - 12/1/21)
• First-Half Points	18	Johnny Davis (Houston - 11/23/21)	14	2x; MR Davison (Texas A&M - 11/22/21)
• Second-Half Points	14	Brad Davison (at Georgia Tech - 12/1/21)	12	2x; MR Wahl (Saint Mary's - 11/24/21)
• Field Goals Made	10	Johnny Davis (Houston - 11/23/21)	9	Brad Davison (at Georgia Tech - 12/1/21)
• Field Goal Attempts	18	2x; MR Davis (Houston - 11/23/21)	17	2x; MR Davis (Saint Mary's - 11/24/21)
• Field Goal Percentage (min. 5 made)	.636 (7-11)	Steven Crawl (GREEN BAY - 11/12/21)	.667 (6-9)	Tyler Wahl (Saint Mary's - 11/24/21)
• 3-Point Field Goals Made	5	Brad Davison (at Georgia Tech - 12/1/21)	4	Johnny Davis (Houston - 11/23/21)
• 3-Point Field Goal Attempts	11	2x; MR Davison (Texas A&M - 11/22/21)	9	Brad Davison (at Georgia Tech - 12/1/21)
• 3-Point Field Goal Pct. (min. 2 made)	.750 (3-4)	Lorne Bowman II (SF BROOKLYN - 11/9/21)	.666 (2-3)	Steven Crawl (Texas A&M - 11/22/21)
• Free Throws Made	8	Brad Davison (PROVIDENCE - 11/15/21)	6	3x; MR Wahl (Saint Mary's - 11/24/21)
• Free Throw Attempts	10	Brad Davison (PROVIDENCE - 11/15/21)	8	Johnny Davis (at Georgia Tech - 12/1/21)
• Free Throw Pct. (min. 5 made)	1.000 (6-6)	3x; MR Wahl (Saint Mary's - 11/24/21)	1.000 (5-5)	Johnny Davis (Saint Mary's - 11/24/21)
• Offensive Rebounds	3	6x; MR Crawl (Saint Mary's - 11/24/21)	2	12x; MR 2 Badgers (at Georgia Tech - 12/1/21)
• Defensive Rebounds	7	2x; MR Davison (Texas A&M - 11/22/21)	6	5x; MR Wahl (Houston - 11/23/21)
• Total Rebounds	9	2x; MR Davis (Texas A&M - 11/22/21)	8	Steven Crawl (SF BROOKLYN - 11/9/21)
• Fouls	4	9x; MR 2 Badgers (at Georgia Tech - 12/1/21)	3	8x; MR 2 Badgers (Saint Mary's - 11/24/21)
• Assists	5	2x; MR Johnny Davis (at Georgia Tech - 12/1/21)	3	4x; MR 2 Badgers (at Georgia Tech - 12/1/21)
• Turnovers	4	Johnny Davis (at Georgia Tech - 12/1/21)	3	3x; MR Davis (Saint Mary's - 11/24/21)
• Steals	4	2x; MR Davis (Houston - 11/23/21)	3	3x; MR Wahl (Texas A&M - 11/22/21)
• Blocked Shots	4	Tyler Wahl (Saint Mary's - 11/24/21)	2	6x; MR Wahl (at Georgia Tech - 12/1/21)

## OPPONENT

### HIGH

### SECOND-HIGHEST

• Points	33	Michael Devoe (at Georgia Tech - 12/1/21)	24	Nate Watson (PROVIDENCE - 11/15/21)
• First-Half Points	17	Michael Devoe (at Georgia Tech - 12/1/21)	16	Nate Watson (PROVIDENCE - 11/15/21)
• Second-Half Points	16	Michael Devoe (at Georgia Tech - 12/1/21)	15	Kyler Edwards (Houston - 11/23/21)
• Field Goals Made	11	2x; MR Devoe (at Georgia Tech - 12/1/21)	8	Patrick Emilien (SF BROOKLYN - 11/9/21)
• Field Goal Attempts	20	Michael Devoe (at Georgia Tech - 12/1/21)	15	Nate Watson (PROVIDENCE - 11/15/21)
• Field Goal Percentage (min. 5 made)	.733 (11-15)	Nate Watson (PROVIDENCE - 11/15/21)	.727 (8-11)	Patrick Emilien (SF BROOKLYN - 11/9/21)
• 3-Point Field Goals Made	6	Kyler Edwards (Houston - 11/23/21)	5	Michael Devoe (at Georgia Tech - 12/1/21)
• 3-Point Field Goal Attempts	10	Michael Devoe (at Georgia Tech - 12/1/21)	8	3x; MR Edwards (Houston - 11/23/21)
• 3-Point Field Goal Pct. (min. 3 made)	.750 (6-8)	Kyler Edwards (Houston - 11/23/21)	.600 (3-5)	2x; MR Gordon (Texas A&M - 11/22/21)
• Free Throws Made	6	Michael Devoe (at Georgia Tech - 12/1/21)	5	Rodney Howard (at Georgia Tech - 12/1/21)
• Free Throw Attempts	8	Rodney Howard (at Georgia Tech - 12/1/21)	7	Michael Devoe (at Georgia Tech - 12/1/21)
• Free Throw Pct. (min. 5 made)	.857 (6-7)	Michael Devoe (at Georgia Tech - 12/1/21)	.625 (5-8)	Rodney Howard (at Georgia Tech - 12/1/21)
• Offensive Rebounds	4	A.J. Reeves (PROVIDENCE - 11/15/21)	3	4x; MR 2 Players (at Georgia Tech - 12/1/21)
• Defensive Rebounds	8	2x; MR Smith (at Georgia Tech - 12/1/21)	6	2x; MR Devoe (at Georgia Tech - 12/1/21)
• Total Rebounds	11	Deivon Smith (at Georgia Tech - 12/1/21)	9	Jared Bynum (PROVIDENCE - 11/15/21)
• Fouls	5	2x; MR Coleman III (Texas A&M - 11/22/21)	4	7x; 2 Players (at Georgia Tech - 12/1/21)
• Assists	7	Jared Bynum (PROVIDENCE - 11/15/21)	5	2x; MR Jamal Shead (Houston - 11/23/21)
• Turnovers	5	2x; MR Kuhse (Saint Mary's - 11/24/21)	4	4x; MR Fotu (Saint Mary's - 11/24/21)
• Steals	3	3x; MR Coleman (at Georgia Tech - 12/1/21)	2	2 Aggies (Texas A&M - 11/22/21)
• Blocked Shots	3	Noah Horchler (PROVIDENCE - 11/15/21)	2	6x; MR Howard (at Georgia Tech - 12/1/21)

# THE LAST TIME WISCONSIN...

## Wisconsin Team

**UW ranked No. 1 in AP Top 25:** Feb. 21, 2007  
**UW ranked in AP Top 25:** No. 23 (11/29/21)  
**UW ranked in USA Today Coaches Poll:** No. 21 (11/29/21)  
**Played AP No. 1-ranked opponent:** Win vs. Villanova, 65-62 (3/18/17)  
**Defeated AP No. 1-ranked opponent:** Villanova, 65-62 (3/18/17)  
**Played AP No. 2-ranked opponent:** Win vs. Michigan, 64-54 (1/19/19)  
**Defeated opponent ranked 3-10 by AP:** No. 5 Ohio State, 61-57 (1/3/20)  
**Defeated opponent ranked 11-25 by AP:** No. 12 Houston, 65-63 (11/23/21)  
**Defeated AP Top 25 opponent on the road:** No. 12 Michigan State, 85-76 (12/25/20)

## Scoring

**Scored 20 or more points:** 27, Brad Davison at Georgia Tech (12/1/21)  
**Scored 30 or more points:** 30, Johnny Davis vs. Houston (11/23/21)  
**Scored 40 or more points:** 43, Frank Kaminsky vs. North Dakota (11/19/13)  
**Two or more Badgers scored 30 points, same game:** Joe Franklin (31) and Chuck Nagle (30) vs. Purdue (3/2/68) — only other time this happened in school history was Jack Brens (31) and Ken Siebel (31) vs. Utah (12/28/62)  
**Two or more Badgers scored 20 points, same game:** Brad Davison (29) and D'Mitrik Trice (21) vs. North Carolina (3/19/21)  
**Three or more Badgers scored 20 points, same game:** Jon Leuer (24), Josh Gasser (21), Jordan Taylor (20), vs. PVAMU (11/14/10)  
**Scored 20 points in one half:** D'Mitrik Trice (25 in 2nd) vs. Illinois (2/27/21)  
**Scored 20 points/two straight games:** Johnny Davis (21 vs. Texas A&M, 11/22/21 and 30 vs. Houston, 11/23/21)  
**Scored 20 points/three straight games:** Johnny Davis (21 vs. Texas A&M, 11/22/21; 30 vs. Houston, 11/23/21; 20 vs. Saint Mary's, 11/24/21) Ethan Happ (21 vs. Purdue, 2/15/18; 29 vs. Michigan, 2/11/18; 27 at Illinois, 2/8/18)  
**Scored 20 points/four straight games:** Jordan Taylor (28 vs. Indiana, 1/20/11; 22 vs. Illinois, 1/15/11; 21 at Michigan State, 1/11/11; 20 vs. Michigan, 1/5/11)  
**Scored 30 points/two straight games:** Michael Finley (30 at Michigan, 1/29/94; 32 vs. Michigan State, 2/2/94)  
**No Badger scored in double figures:** vs. Marquette (12/8/12)  
**One Badger scored in double figures:** 15, Ethan Happ at Purdue (1/16/18)  
**Four players scored in double figures:** D'Mitrik Trice (12), Nate Reuvers (11), Johnny Davis (10), Micah Potter (10) vs. Baylor (3/21/21)  
**Five players scored in double figures:** Brad Davison (15), Aleem Ford (11), Micah Potter (11), Nate Reuvers (11) and D'Mitrik Trice (10) at Purdue (3/2/21)  
**Six players scored in double figures:** Reuvers (19), Davison (15), Ford (12), King (12), Trice (11) and Pritzl (10) vs. Green Bay (11/21/19)  
**UW Scored 70 or more points:** 70, at Georgia Tech (12/1/21)  
**UW Scored 80 or more points:** 81, vs. St. Francis Brooklyn (11/9/21)  
**UW Scored 90 or more points:** 92, vs. Arkansas-Pine Bluff (11/27/20)  
**UW Scored 100 or more points:** 101, vs. Savannah State (12/13/18)

## Field Goal Shooting

**Shot 90 percent or better (min. 10 att.):** .900 (9-10), Carlton McGee vs. Michigan (2/26/92)  
**UW shot 50 percent or better:** .508, vs. North Carolina (3/19/21)  
**UW shot 60 percent or better:** .603, vs. Houston Baptist (11/17/18)  
**UW shot 70 percent or better:** .744, vs. Army (12/30/79)  
**UW made 30 or more field goals:** 31, vs. North Carolina (3/19/21)  
**UW made 40 or more field goals:** 42, vs. Iowa (3/9/94)  
**UW made 50 or more field goals:** Has not happened  
**UW attempted 60 or more field goals:** 61, vs. Providence (11/15/21)  
**UW attempted 70 or more field goals:** 70, vs. Iowa (2/18/21)  
**UW attempted 80 or more field goals:** 83, vs. Northwestern (1/28/95)  
**UW attempted 100 or more field goals:** 102, vs. South Dakota (12/9/72)

## 3-Point Field Goal Shooting

**Made 5 or more 3-point field goals:** Brad Davison (5-7 3FG) vs. North Carolina (3/19/21)  
**UW shot 40 percent or better (min. 8 att.):** .455 (10-22), vs. St. Francis Brooklyn (11/9/21)  
**UW shot 50 percent or better (min. 8 att.):** .522 (12-23) vs. Penn State (3/11/21)  
**UW shot 60 percent or better (min. 8 att.):** .640 (16-25), vs. Louisville (12/19/20)  
**UW shot 70 percent or better (min. 8 att.):** .727, at Indiana (2/25/10)  
**UW shot 80 percent or better (min. 8 att.):** .889, vs. North Dakota St. (12/10/86)  
**UW shot 90 percent or better (min. 8 att.):** .900, at Illinois (1/25/97)  
**UW made 10 or more 3-point field goals:** 10, vs. St. Francis Brooklyn (11/9/21)  
**UW made 15 or more 3-point field goals:** 16, vs. Louisville (12/19/20)  
**UW attempted 30 or more 3-point field goals:** 31, vs. Illinois (2/27/21)  
**UW attempted 40 or more 3-point field goals:** 40, vs. Temple (12/3/01)

## Double-Double / Triple-Double

**Had a triple-double:** Ethan Happ (13 pts, 12 reb, 11 ast) vs. Northwestern (1/26/19)  
**Had a double-double (Pts/Reb):** Micah Potter (10 pts, 10 reb) vs. Baylor (3/21/21)  
**Had a double-double (Pts/Ast):** Ethan Happ (10 p, 11 r, 12a) vs. Coppin St. (11/6/18)  
**Had a double-double (Ast/Reb):** Ethan Happ (10p, 11r, 12a) vs. Coppin St. (11/6/18)  
**Had a double-double in consecutive games:** Happ & Iverson, Two Straight (3/7 - 3/10)  
**Two with double-double:** Potter (24 p, 13 r) & Davison (11 p, 13 r) at Penn State (1/11/20)

## Free Throw Shooting

**Perfect at the FT line (min. 10 att.):** 10-10, Brad Davison vs. Illinois (1/19/18)  
**UW shot 80 percent or better (min. 12 att.):** .889 (16-18), vs. Saint Mary's (11/24/21)  
**UW shot 90 percent or better (min. 12 att.):** .900 (19-21), vs. Green Bay (11/12/21)  
**UW shot 100 percent (min. 12 att.):** 15-15, vs. Nebraska (12/22/20)  
**UW made 20 or more free throws:** 23, at Michigan State (12/25/20)  
**UW made 30 or more free throws:** 30, vs. Minnesota (2/13/14)  
**UW made 40 or more free throws:** 40, vs. Minnesota (1/12/53)  
**UW attempted 30 or more free throws:** 30, at Michigan State (12/25/20)  
**UW attempted 40 or more free throws:** 42, at Illinois (2/3/13)  
**UW attempted 50 or more free throws:** 50, at Indiana (2/12/62)  
**UW attempted 60 or more free throws:** 61, at Michigan (2/21/53)

## Rebounds

**Had 10+ rebounds:** 10, Tyler Wahl at Purdue (3/2/21)  
**Had 15+ rebounds:** 15, Tyler Wahl vs. Green Bay (12/1/20)  
**Had 20+ rebounds:** 25, Joe Chrmelich vs. St. Mary's (12/2/76)  
**Had 30+ rebounds:** 30, Paul Morrow vs. Purdue (1/3/53)  
**Had 10+ reb. in consecutive games:** Happ & Iverson, Two Straight (3/7 - 3/10)  
**UW had 40+ rebounds:** 50, vs. Green Bay (11/12/21)  
**UW had 50+ rebounds:** 50, vs. Green Bay (11/12/21)

## Assists

**Had 10 or more assists:** 11, Ethan Happ vs. Northwestern (1/26/19)  
**Had 15 or more assists:** Has not happened  
**UW had 20 or more assists:** 22, vs. Louisville (12/19/20)  
**UW had 30 or more assists:** 30, vs. Iowa (3/9/94)

## Blocked Shots

**Had 5 or more blocked shots:** 9 Nate Reuvers vs. Eastern Illinois (11/8/19)  
**Had 10 or more blocked shots:** Has not happened  
**UW had 10 or more blocked shots:** 10 vs. Eastern Illinois (11/25/20)  
**UW had 15 or more blocked shots:** Has not happened

## Steals

**Had 5 or more steals:** 5, Ethan Happ vs. Maryland (2/19/17)  
**Had 10 or more steals:** 10, Mike Kelley vs. Texas (12/7/99)  
**UW had 10 or more steals:** 10, vs. Green Bay (11/12/21)  
**UW had 15 or more steals:** 16, (2x) MR vs. California (12/2/12)

## Turnovers

**UW had 1 or fewer turnovers:** 1, vs. Iowa (1/20/15)  
**UW had 5 or fewer turnovers:** 4, vs. Baylor (3/21/21)  
**UW had 0 turnovers in a half:** 0 in 1H, vs. Arkansas-Pine Bluff (11/27/20)  
**Opponent committed 15 or more turnovers:** 16, vs. Saint Mary's (11/24/21)  
**Opponent committed 20 or more turnovers:** 20, vs. Illinois (2/27/21)

## Overtime

**Won a game in overtime:** 2OT vs. Indiana (80-73), 1/7/21  
**Lost a game in overtime:** vs. Saint Mary's (65-63), 11/5/19  
**Played a 2-overtime game:** win vs. Indiana (80-73), 1/7/21  
**Played a 3-overtime game:** loss vs. Indiana (85-86), 2/16/87  
**Played in consecutive OT games:** (3) vs. Iowa (2/6/13), vs. Mich. (2/9/13), at Minn. (2/14/13)

## Miscellaneous

**Hit a buzzer beater:** vs. Xavier, 3/20/16 (Bronson Koenig hits 3PT in corner, UW 66-63)  
**Won after trailing by at least 10 pts in second half:** 12 vs. NC State, 11/27/18 (down 41-29, 19:01 reamaining - won 79-75)  
**Won after trailing by at least 15 pts in second half:** 15 vs. Ohio State, 2/12/11 (down 47-32, 13:21 remaining - won 71-67)  
**UW scored 10 straight points or more:** 11-0 (12:19 - 7:48 1H) vs. Green Bay (11/12/21)  
**UW scored 15 straight points or more:** 15-0 (10:04 - 5:33 1H) vs. SF Brooklyn (11/9/21)  
**UW held opp. scoreless 5:00 or longer:** 6:27 (12:42 - 6:15 1H) vs. Green Bay (11/12/21)  
**UW held opp. scoreless for 8:00 or longer:** 9:08 (17:52 - 8:44 1H) vs. Louisville (12/19/20)