

WISCONSIN BASKETBALL

24 NCAA TOURNAMENT APPEARANCES • 4 FINAL FOURS • 21 BIG TEN CHAMPIONSHIPS • 21 CONSENSUS ALL-AMERICANS

WISCONSIN BADGERS

2020-21 RECORD: 18-13, 10-10 BIG TEN



Rankings (AP/Coaches): --/--
Head Coach: Greg Gard
Record at Wisconsin: 119-70 (7th Season)
Overall Record: 119-70 (7th Season)

VS

ST. FRANCIS BROOKLYN TERRIERS

2020-21 RECORD: 9-10, 9-9 NEC



Rankings (AP/Coaches): --/--
Head Coach: Glenn Braica
Record at SFB: 153-179 (12th Season)
Overall Record: 153-179 (12th Season)

TUESDAY, NOVEMBER 9 • 7 P.M. (CT) • MADISON, WIS. • KOHL CENTER • BTN+

NEW WAVE OF BADGERS BEGIN 2021-22 CAMPAIGN

- Wisconsin begins its 124th season of men's basketball when the Badgers host St. Francis Brooklyn on Tuesday at 7 p.m. on BTN+.
- Greg Gard enters his 7th year as head coach. The 2020 Big Ten Coach of the Year owns the 3rd-best win% in program history (119-70, .630).

FAST BREAK FACTS

- Wisconsin has won 22 of the last 23 home openers, including a 77-67 win over Eastern Illinois last season. The Badgers are 22-1 all-time in home openers at the Kohl Center.
 - UW is 5-0 in home openers under Gard, winning by average margin of 22.0 ppg (77.8 to 55.8).
 - The Badgers are 4-1 in season openers overall under Gard - only suffering a 65-63 OT setback vs. Saint Mary's in South Dakota in 2019.
- The Badgers unofficially opened the season last week with a 76-50 exhibition win vs. UW-Whitewater. **Steven Crowl** had 18pts, 6reb.
- Wisconsin is facing St. Francis Brooklyn for the first time in school history, but the Badgers do have a unique connection to the Terriers.
 - The father of UW freshman **Markus Ilver** (Tallinn, Estonia), Pritt Ilver, played 2 seasons at St. Francis Brooklyn (1998-2000), appearing in 28 games as a senior.
 - Markus Ilver also grew up playing with current St. Francis Brooklyn freshman guard Kasper Suurorg, who also hails from Tallinn, Estonia.
- UW returns 2 starters from last year in 5th-yr senior Brad Davison and junior Tyler Wahl.
- UW's top returning scorer, **Brad Davison** averaged 10.0 ppg last season. He's played in all 128 games he's been eligible (124 straight).
 - Davison ranks 4th all-time at UW in games started (124), 8th in minutes played (4,011), 19th in scoring (1,363), 5th in 3FGs (222), 12th in steals (132) and 5th in FT% (.832).
- **Tyler Wahl** played in all 31 games last season, including starts in the final 17 contests. He averaged 5.2 points and 4.3 rebounds per game last year for the Badgers.
- Serving as sixth man last season, **Johnny Davis** is poised to step into a larger role this season after ranking 5th in minutes played (24.3) and averaging 7.0 ppg, 4.1 rpg last season.
- This season's Wisconsin Badgers feature 12 underclassmen, including five true freshmen on the roster.
 - Wisconsin is tied with Nebraska (2 So., 10 Fr.) for the most underclassmen in the Big Ten. Indiana and Michigan each have 11 underclassmen on their rosters.
 - With 12 underclassmen (7 soph. and 5 fresh.), it marks UW's largest group of underclassmen in at least 20 years (going back to 2001-02).
 - The average age of UW's potential starting lineup this year is 19.8 years old. In comparison, last season's lineup had an average age 22.6 yrs old.
- 2020 Big Ten Coach of the Year **Greg Gard** has led the Badgers to appearances in 4 of the last 5 NCAA tournaments.
 - Wisconsin is 1 of just 5 teams in the country that has played in 21 of the last 22 NCAA tournaments, joined by Gonzaga (22), Kansas (22), Michigan State (22) and Duke (21).
- UW won the program's 19th Big Ten Conference championship in 2019-20. With 19 regular season titles and 3 Big Ten tournament titles, only Purdue (22), Indiana (22) and Ohio State (20) have won more regular season B1G titles than Wisconsin.



Sophomore Steven Crowl scored a game-high 18 points (7-9 FG) and added 6 rebounds for Wisconsin in its exhibition vs. UW-Whitewater.

WISCONSIN'S POTENTIAL STARTERS

No.	Name	Pts.	Reb.	Ast.	Of Note
1	JOHNNY DAVIS	7.0	4.1	1.1	Ranked 5th for UW in minutes played last season (24.3 mpg)
5	TYLER WAHL	5.2	4.3	1.3	Played all 31 games last season, starting in the final 17 games
21	STEVEN CROWL	0.7	0.8	0.2	Played 12 games last year (including NCAA tourney vs. UNC)
23	CHUCKY HEPBURN*	15.6	5.0	8.2	4-star PG (ESPN) ... 2020 Nebraska Gatorade Player of Year
34	BRAD DAVISON	10.0	3.5	2.4	Has played in 128 games he's eligible (124 consecutive)

*Stats from high school senior season at Bellevue West

2021-22 SCHEDULE

Oct. 29	UW-WHITEWATER ^(Exh.) W, 76-50
Nov. 9	ST. FRANCIS BROOKLYN 7 PM
Nov. 12	GREEN BAY 7 PM
Nov. 15	PROVIDENCE* 8 PM

MAUI INVITATIONAL - Las Vegas, Nevada

Nov. 22	vs. Texas A&M	1 PM
Nov. 23	vs. Butler/Houston [15]	TBA
Nov. 24	TBD	TBA

Dec. 1	at Georgia Tech^	8:15 PM
Dec. 4	MARQUETTE	11:30 AM
Dec. 8	INDIANA	6 PM
Dec. 11	at Ohio State [17]	11 AM
Dec. 15	NICHOLLS STATE	7 PM
Dec. 23	MORGAN STATE	6 PM
Dec. 29	ILLINOIS STATE	7 PM

Jan. 3	at Purdue [7]	6 PM
Jan. 6	IOWA	8 PM
Jan. 9	at Maryland [21]	TBA
Jan. 13	OHIO STATE [17]	6 PM
Jan. 18	at Northwestern	6:30/8 PM
Jan. 21	MICHIGAN STATE	8 PM
Jan. 25	at Nebraska	8 PM
Jan. 30	MINNESOTA	NOON

Feb. 2	at Illinois [11]	8 PM
Feb. 5	PENN STATE	5 PM
Feb. 8	at Michigan State	6 PM
Feb. 12	RUTGERS	1 PM
Feb. 15	at Indiana	8 PM
Feb. 20	MICHIGAN [6]	NOON
Feb. 23	at Minnesota	8 PM
Feb. 26	at Rutgers	5 PM

March 1	PURDUE [7]	8 PM
March 6	NEBRASKA	1 PM

BIG TEN TOURNAMENT - Indianapolis, Ind.

Mar. 9-13 at Gainbridge Fieldhouse

NCAA TOURNAMENT

Mar. 15-16	First Four
Mar. 17-20	Rounds 1-2
Mar. 24-27	Sweet 16 / Elite 8
April 2-4	Final Four / Championship New Orleans

All times listed Central Standard Time

* Gavitt Tipoff Games

^ Big Ten/ACC Challenge

Home games in **BOLD CAPS**

FOLLOW THE #BADGERS

TV: BTN+

App: FOX Sports | Online: btnplus.com

- Play-by-Play: Noah Clark
- Analyst: Cade Johnson

RADIO: BADGER SPORTS NETWORK

App: iHeartRadio | Satellite: SiriusXM 195

- Play-by-Play: Matt Lepay
- Analyst: Mike Lucas

SOCIAL MEDIA: #ONWISCONSIN

- Twitter: @BadgerMBB
- Instagram: badgermbb
- Facebook: /WisconsinMensBasketball
- YouTube: /WisconsinBadgers

BASKETBALL COMMUNICATIONS**GENERAL INFORMATION**

- Address: 1440 Monroe Street, Madison, WI 53711
- Website: UWBadgers.com
- Press Box Phone: (608) 262-7766

BRANDON HARRISON**PRIMARY CONTACT**

- Phone: (608) 279-8653
- Email: bah@athletics.wisc.edu
- Twitter: @BrandonHarrison

**PATRICK HERB****DIRECTOR OF BRAND STRATEGY**

- Phone: (608) 957-2085
- Email: pah@athletics.wisc.edu
- Twitter: @PatrickHerb

**MEDIA RESOURCES****CREDENTIAL APPLICATIONS**

- www.sportssystem.com/Wisconsin

BIG TEN MEDIA EMAIL LIST

- office.bigten.org/media

WISCONSIN BASKETBALL RECORD BOOK

- go.wisc.edu/MBBRecordBook

WIRELESS INTERNET ACCESS (KOHL CENTER)

- BadgerWiFi (connect and register with email address)

LIVE STATS - STATBROADCAST (KOHL CENTER)

- Wisconsin.StatBroadcast.com (password: buckybadger)

OFFICIAL SOCIAL MEDIA CHANNELS

- Twitter: @BadgerMBB
- Instagram: @badgermbb
- Facebook: /WisconsinMensBasketball
- YouTube: /WisconsinBadgers

RADIO

Radio Station: WIBA (1310 AM)

Play-by-Play Announcer: Matt Lepay

Address: P.O. Box 99
Madison, WI 53701
Phone: 608-274-5450

Color Analyst: Mike Lucas

Address: 1440 Monroe St.
Madison, WI 53711
Phone: 608-252-6474

Credentials: 2021-22 men's basketball credentials must be requested online: www.sportssystem.com/Wisconsin

Contact Brandon Harrison with questions (608-279-8653). Approved credentials will be either mailed or made available at the Brand Communications Office or with the parking attendant (white vehicle) at the entrance to Lot 46 on Frances Street, one block north of the Kohl Center



0 JAHCOBI NEATH
G, Jr., 6-4, 196
Toronto, Ontario




1 JOHNNY DAVIS
G, So., 6-5, 194
La Crosse, Wis.



2 JORDAN DAVIS
G, So., 6-4, 198
La Crosse, Wis.



4 CARTER HIGGINBOTTOM
G, Jr., 6-0, 193
Chicago, Ill.




5 TYLER WAHL
F, Jr., 6-9, 221
Lakeville, Minn.



10 ISAAC LINDSEY
G, So., 6-4, 184
Mineral Point, Wis.



11 LORNE BOWMAN
G, Fr., 6-2, 210
Detroit, Mich.



13 JUSTIN TAPHORN
G, So., 6-5, 208
Pekin, Ill.




14 CARTER GILMORE
F, So., 6-7, 224
Hartland, Wis.



20 BEN CARLSON
F, So., 6-9, 226
Woodbury, Minn.



21 CHRIS HODGES
F, Fr., 6-9, 239
Schaumburg, Ill.




22 STEVEN CROWL
F, So., 7-0, 234
Eagan, Minn.




23 CHUCKY HEPBURN
G, Fr., 6-2, 211
Omaha, Neb.



32 MATTHEW MORS
F, Fr., 6-7, 241
Yankton, S.D.



33 CHRIS VOGT
C, Sr., 7-0, 257
Mayfield, Ky.



34 BRAD DAVISON
G, Sr., 6-4, 200
Maple Grove, Minn.



35 MARKUS ILVER
F, Fr., 6-8, 219
Tallinn, Estonia



GREG GARD
Head Coach
7th season at UW



JOE KRABBENHOFT
Assistant Coach
6th season at UW



DEAN OLIVER
Assistant Coach
5th season at UW



SHARIF CHAMBLISS
Assistant Coach
1st season at UW



MARC VANDEWETTERING
Dir. Basketball Operations
9th season at UW



KYLE BLACKBURN
Dir. Recruiting & Scouting
6th season at UW



JIM SNIDER
Strength & Conditioning
11th season at UW



AJ VAN HANDEL
Video Coordinator
11th season at UW

WISCONSIN BADGERS	POS	HT	WT	YR/ELIG	HOMETOWN (HS/LAST SCHOOL)	PRONUNCIATION
0 Jahcobi Neath	G	6-4	196	Jr./Jr.	Toronto, Ontario (Wake Forest)	Juh-KOBE KNEE-th
1 Johnny Davis	G	6-5	194	So./So.	La Crosse, Wis. (Central)	
2 Jordan Davis	G	6-4	198	So./So.	La Crosse, Wis. (Central)	
4 Carter Higginbottom	G	6-0	193	Sr./Jr.	Chicago, Ill. (St. Ignatius)	
5 Tyler Wahl	F	6-9	221	Jr./Jr.	Lakeville, Minn. (North)	WALL
10 Isaac Lindsey	G	6-4	184	So./So.	Mineral Point, Wis. (Mineral Point)	LIN-zee
11 Lorne Bowman II	G	6-2	210	So./Fr.	Detroit, Mich. (St. Mary's)	BOW-men
13 Justin Taphorn	G	6-5	208	So./So.	Pekin, Ill. (Pekin)	
14 Carter Gilmore	F	6-7	224	So./So.	Hartland, Wis. (Arrowhead)	
20 Ben Carlson	F	6-9	226	So./So.	Woodbury, Minn. (East Ridge)	
21 Chris Hodges	F	6-9	239	Fr./Fr.	Schaumburg, Ill. (Schaumburg)	
22 Steven Crowl	F	7-0	234	So./So.	Eagan, Minn. (Eastview)	(rhymes with growl)
23 Chucky Hepburn	G	6-2	211	Fr./Fr.	Omaha, Neb. (Bellevue West)	
32 Matthew Mors	F	6-7	241	Fr./Fr.	Yankton, S.D. (Yankton)	MORE-s
33 Chris Vogt	C	7-0	257	Gr./5th	Mayfield, Ky. (Cincinnati)	VOTE
34 Brad Davison	G	6-4	200	Gr./5th	Maple Grove, Minn. (Maple Grove)	DAVIS-on
35 Markus Ilver	F	6-8	219	Fr./Fr.	Tallinn, Estonia (Western Reserve Acad.)	ILL-ver



THE GARD FILE

■ Career Record (7th Season): 119-70 (.630)

- Record at Wisconsin (7th Season): 119-70 (.630)
- Big Ten Record (7th Season): 69-45 (.605)
- NCAA Tournament Appearances/Record: 4 / 5-4 (.556)
- Hometown: Cobb, Wis.
- Alma Mater: UW-Platteville, 1995 (Physical & Health Ed)
Master's Degree: UW-Platteville, 2007 (Counselor Ed)
- Family: Wife Michelle
Daughters, Mackenzie and Peyton; Son, Isaac

COACHING EXPERIENCE

Position	School	Years
Assistant Coach	Southwestern (Wis.) HS	1990-93
Assistant Coach	Platteville (Wis.) HS	1993-94
Assistant Coach	UW-Platteville	1993-99
Assistant Coach	UW-Milwaukee	1999-01
Assoc. Head Coach	Wisconsin	2001-15
Head Coach	Wisconsin	2015-Present

CAREER HIGHLIGHTS

Date	Highlight
Dec. 15, 2015	Assumed role of interim head coach upon the retirement of Bo Ryan
Dec. 23, 2015	First career win, 84-79, vs. Green Bay
Jan. 2, 2016	First Big Ten win, 79-57, vs. Rutgers
Jan. 17, 2016	First ranked win, 77-76, vs. #4 MSU
Jan. 26, 2016	UW claimed 82-79 overtime win over eventual Big Ten champion #19 Indiana
Feb. 13, 2016	First road win over ranked team, 70-57, at #2 Maryland
March 7, 2016	Officially named Wisconsin head coach
March 18, 2016	First NCAA tournament win, 47-43, against 10th-seeded Pittsburgh
April 4, 2016	Jim Phelan National Coach of the Year
March 18, 2017	Led UW to its fourth-ever win over No. 1 team in the nation with a 65-62 victory over top-seeded Villanova in NCAA tournament second round
Feb. 15, 2018	UW tallied sixth top-10 win in three seasons under Gard (#6 Purdue, 57-53)
Jan. 19, 2019	UW earned fourth win vs. top-5 team under Gard (#2 Michigan, 64-54)
Jan. 3, 2020	UW won at #5 Ohio State, 61-47

Greg Gard, a coaching veteran of 30-plus years, enters his seventh season leading the Wisconsin men's basketball program in 2021-22 after proving himself as one of the best head coaches in the Big Ten. Gard earned 2020 Big Ten Coach of the Year honors after leading the Badgers to the regular season conference championship in 2019-20.

Wisconsin's incredible postseason success hasn't wavered on Gard's watch either, participating in the NCAA tournament in five of his first six seasons (Big Ten automatic qualifier status in canceled 2020 Big Dance, due to COVID pandemic). Most recently in 2020-21, Gard led the Badgers to an NCAA tournament first-round win over North Carolina, advancing UW to the second round of the NCAA tournament for the fifth time in its last six trips to The Big Dance.

Gard's postseason ledger includes a pair of Sweet 16 appearances in each of his first two seasons at the helm. In fact, Gard is just the third coach in the last 20 years to pilot his team to the Sweet 16 in each of his first two seasons, joining UCLA's Steve Lavin (1996-97) and Gonzaga's Mark Few (2000-01).

In his first six seasons as head coach, Gard posted a record of 119-70, the second-fastest (157 games) Wisconsin coach to 100 overall wins in the NCAA tournament era. He also guided UW to a conference record of 69-45. His .605 conference win percentage ranked eighth among Big Ten coaches the last 40 years.

After initially taking over on an interim basis midway through the 2015-16 season, Gard would go on to win the Jim Phelan National Coach of the Year Award that season and was officially named head coach of the Badgers on March 7, 2016. Through six seasons, Gard has already risen to fifth on the school's all-time wins list and owns the third-best win percentage in Wisconsin program history.

The 2020-21 season brought unprecedented challenges due to the global COVID-19 pandemic, but the leadership of Gard and his staff helped navigate the Badgers to an NCAA tournament appearance. The Badgers finished the season 18-13 overall (10-10 Big Ten), highlighted with an 85-62 win over North Carolina in the first round of the NCAA tournament.

Gard's leadership during the 2019-20 season might have been his best. After opening 5-5 overall and 5-5 in the Big Ten, Wisconsin won nine of its last 10 games, including its final eight games of the season to win a share of the 2020 conference championship and claim the No. 1 seed for the later canceled Big Ten

tournament. During that run, UW knocked off No. 14 Michigan State, won at No. 19 Michigan and closed the season with a win at Indiana to clinch the title.

In his inaugural season as head coach, Gard led the Badgers to the 2016 NCAA Tournament Sweet 16, becoming just the second-ever first-year coach to win the Jim Phelan National Coach of the Year award. He followed that up by leading UW to the fifth-highest single-season win total in school history (27-10) and making a second-consecutive visit to the Sweet 16.

Gard's Badgers would follow that up with another 12-6 conference campaign in 2017, finishing second in both the regular season and the Big Ten tourney. UW capped off its 27-win season with a signature win in the NCAA tournament, knocking off the nation's No. 1 team Villanova, 65-62, to advance to the Sweet 16.

In 2018-19, Gard piloted the Badgers back to the Big Dance, posting a 23-11 overall record. Wisconsin also boasted a mark of 14-6 in Big Ten play, winning 14 conference games for just the 3rd time in school history, joining 16-win seasons in 2008 and 2015.

During his tenure as head coach, Gard has helped a pair of players reach first-team All-Big Ten status: Nigel Hayes earned the nod in 2016 and third-team All-American Ethan Happ received the distinction in both 2017, 2018 and 2019.

Long considered one of the top assistant coaches in the game, Gard served as an assistant at Wisconsin for 14-plus seasons, including the final seven as the associate head coach. Gard served as the Badgers' recruiting coordinator in addition to on-floor coaching duties, opponent scouting and game preparation, and the constructing of future game schedules. He was also the director of the Badger Boys Basketball Summer Camps.

Gard helped guide the Badgers to back-to-back Final Fours in 2014 and 2015, and in 2015 UW reached its first national championship game since 1941.

In fact, Gard has been on the bench for each of the top 13 winningest seasons at Wisconsin.

Prior to coming to Wisconsin in 2001, Gard spent the previous two seasons as Ryan's assistant at UW-Milwaukee. Previously, Gard served as an assistant coach to Ryan at UW-Platteville from 1993-99. During Gard's years on the Pioneer staff, UW-Platteville compiled a 161-13 (.925) record and won three NCAA Division III titles, five straight Wisconsin Intercollegiate Athletic Conference (WIAC) championships and appeared in six consecutive NCAA tournaments.

GARD YEAR-BY-YEAR

Year	School	Record	Pct.	Conf.	Record	Place	Postseason
2015-16	Wisconsin	15-8	.652	Big Ten	12-6	T-3rd	NCAA Sweet 16
2016-17	Wisconsin	27-10	.730	Big Ten	12-6	T-2nd	NCAA Sweet 16
2017-18	Wisconsin	15-18	.455	Big Ten	7-11	9th	--
2018-19	Wisconsin	23-11	.676	Big Ten	14-6	4th	NCAA First Round
2019-20	Wisconsin	21-10	.677	Big Ten	14-6	T-1st	Postseason canceled
2020-21	Wisconsin	18-12	.600	Big Ten	10-10	--	NCAA Second Round
Totals (6 seasons)		119-70	(.630)		69-45	(.605)	4 NCAA appearances

GARD vs. DIVISION I TEAMS

Team	Home	Away	Neut.	Total	Team	Home	Away	Neut.	Total
Arkansas-Pine Bluff	1-0	0-0	0-0	1-0	North Carolina State	1-0	0-1	0-0	1-1
Baylor	0-0	0-0	0-2	0-2	Northwestern	3-2	3-1	1-0	6-3
Central Arkansas	1-0	0-0	0-0	1-0	Notre Dame	0-0	0-0	0-1	0-1
Chicago State	2-0	0-0	0-0	2-0	Ohio State	3-2	2-1	0-0	5-3
Coppin State	1-0	0-0	0-0	1-0	Oklahoma	1-0	0-0	1-0	2-0
Creighton	0-0	0-1	0-0	0-1	Oregon	0-0	0-0	0-1	0-1
Eastern Illinois	2-0	0-0	0-0	2-0	Penn State	3-0	4-1	1-0	8-1
Florida	0-0	0-0	0-1	0-1	Pittsburgh	0-0	0-0	1-0	1-0
Florida A&M	1-0	0-0	0-0	1-0	Prairie View A&M	1-0	0-0	0-0	1-0
Georgetown	0-0	0-0	1-0	1-0	Purdue	2-2	0-5	0-0	2-7
Grambling State	1-0	0-0	0-0	1-0	Rhode Island	1-0	0-0	0-0	1-0
Green Bay	5-0	0-0	0-0	5-0	Rider	1-0	0-0	0-0	1-0
Houston Baptist	1-0	0-0	0-0	1-0	Richmond	0-0	0-0	0-1	0-1
Idaho State	1-0	0-0	0-0	1-0	Rutgers	4-0	1-2	1-0	6-2
Illinois	3-2	4-1	0-0	7-3	Saint Mary's	0-0	0-0	0-1	0-1
Indiana	5-0	2-2	1-0	8-2	Savannah State	1-0	0-0	0-0	1-0
Iowa	1-2	2-3	0-1	3-6	South Carolina State	1-0	0-0	0-0	1-0
Louisville	1-0	0-0	0-0	1-0	Stanford	0-0	0-0	1-0	1-0
Loyola	1-0	0-0	0-0	1-0	Syracuse	1-0	0-0	0-0	1-0
Marquette	1-1	1-2	0-0	2-3	Temple	0-0	0-1	0-0	0-1
Maryland	3-2	2-2	1-0	6-4	Tennessee	0-0	1-0	1-0	2-0
UMass Lowell	1-0	0-0	0-0	1-0	UCLA	0-0	0-0	0-1	0-1
McNeese State	1-0	0-0	0-0	1-0	Villanova	0-0	0-0	1-0	1-0
Michigan	3-2	1-3	0-1	4-6	Virginia	0-0	0-1	0-1	0-2
Michigan State	2-2	1-4	0-2	3-8	Virginia Tech	0-0	0-0	1-0	1-0
Milwaukee	2-0	0-0	0-0	2-0	Western Kentucky	1-0	0-1	0-0	1-1
Minnesota	4-1	3-1	0-0	7-2	Xavier	0-1	1-0	1-0	2-1
Nebraska	3-1	4-1	1-1	8-3	Yale	1-0	0-0	0-0	1-0
New Mexico	0-0	0-0	0-1	0-1					
North Carolina	0-0	0-0	1-1	1-1	Total	72-20	32-34	15-16	119-70

2021-22 PRESEASON QUICK FACTS

QUICK FACTS

School	University of Wisconsin
Location	Madison, Wis.
Population	263,332
Founded	1848
Enrollment	45,537
Nickname	Badgers
School Colors	Cardinal and White
Affiliation	NCAA Division I
Conference	Big Ten
Chancellor	Rebecca Blank
Director of Athletics	Chris McIntosh
Athletic Dept. Phone	608-262-1866
Ticket Office Phone	608-262-1440
Website	UWBadgers.com
Twitter	@BadgerMBB
Instagram	badgermbb
Facebook	/WisconsinMensBasketball

BASKETBALL STAFF

Head Coach	Greg Gard
Alma Mater, Year	UW-Platteville, 1995
Seasons	7th at UW/7th overall
Overall Record	119-70 (.630)
Record at Wisconsin	119-70 (.630)
Big Ten Record	69-45 (.605)
NCAA Tournament Record	5-4 (.556)
Assistant Coach	Joe Krabbenhoft (5th year at UW)
Assistant Coach	Dean Oliver (4th year at UW)
Assistant Coach	Sharif Chambliss (1st year at UW)

KOHL CENTER

Opened	Jan. 17, 1998
Seasons	24th
Capacity	17,287
Student Section	AreaRED
Overall record at Kohl Center	320-53 (.858)
Kohl Center record under Gard	72-20 (.783)

2020-21 IN REVIEW

Overall Record	18-13
Big Ten Record (finish)	10-10 (6th)
Postseason	NCAA Tournament (Second Round)

2021-22 TEAM INFORMATION

Starters Returning/Lost	2/3
Letterwinners Returning/Lost	9/7
Newcomers	8

RETURNING STARTERS

34 - Brad Davison (Gr.)	10.0 ppg, 3.5 rpg, 2.4 apg
5 - Tyler Wahl (Jr.)	5.2 ppg, 4.3 rpg, 1.4 apg

OTHER RETURNING LETTERMAN

20 - Ben Carlson (So.)	
22 - Steven Crowl (So.)	
1 - Johnny Davis (So.)	
2 - Jordan Davis (So.)	
4 - Carter Higginbottom (R-Jr.)	
13 - Justin Taphorn (So.)	

NEWCOMERS

11 - Lorne Bowman II (Fr.)	Four-star guard from Detroit, Mich.
23 - Chucky Hepburn (Fr.)	Four-star guard from Omaha, Neb.
21 - Chris Hodges (Fr.)	Four-star forward from Schaumburg, Ill.
35 - Markus Ilver (Fr.)	Three-star forward from Tallinn, Estonia
10 - Isaac Lindsey (So.)	Transfer from UNLV
32 - Matthew Mors (Fr.)	Four-star forward from Yankton, S.D.
0 - Jahcobi Neath (Jr.)	Transfer from Wake Forest
33 - Chris Vogt (Gr.)	Transfer from Cincinnati

TEAM HISTORY

First Year of Men's Basketball	1898
Years	122nd season
Overall record	1,654-1,232 (.573)
NCAA tournament record	39-24 (.619)
Big Ten tournament record	26-20 (.565)

BIG TEN CHAMPIONSHIPS (19)

Big Ten championships	1907, 1908, 1912, 1913, 1914, 1916, 1918 1921, 1923, 1924, 1929, 1935, 1941 1947, 2002, 2003, 2008, 2015, 2020
-----------------------	--

BIG TEN TOURNAMENT TITLES (3)

Big Ten championships	2004, 2008, 2015
-----------------------	------------------

NCAA TOURNAMENT HISTORY

Appearances (Last)	25 (2021)
Record	39-24 (.619)
NCAA championships	1941
Final Fours	4 (1941, 2000, 2014, 2015)
Eight Eights	6 (1941, 1947, 2000, 2005, 2014, 2015)
Sweet 16s	11 (1941, 2000, 2003, 2005, 2008 2011, 2012, 2014, 2015, 2016, 2017)



WISCONSIN BASKETBALL RECORD BOOK WATCH

SCHOOL RECORDS – CAREER

POINTS

12.	1,458	Frank Kaminsky	2012-15
13.	1,454	Kirk Penney	2000-03
14.	1,430	D'Mitrik Trice	2016-2021
15.	1,425	Devin Harris	2002-04
16.	1,408	Clarence Sherrod	1969-71
17.	1,405	Cory Blackwell	1982-84
18.	1,376	Jon Leuer	2008-11
19.	1,363	Sam Dekker	2013-15
	1,363	Brad Davison	2017-present
21.	1,339	Trevon Hughes	2007-10
22.	1,294	Sean Mason	1994-99
23.	1,264	Tracy Webster	1992-94
24.	1,251	Wes Matthews	1978-80
25.	1,223	Kammron Taylor	2004-07
26.	1,215	Joe Franklin	1966-68
27.	1,200	Dale Koehler	1973-76
28.	1,180	Dick Cable	1952-55
29.	1,171	Joe Chernelich	1977-80
30.	1,170	Jason Bohannon	2007-10
31.	1,169	Don Rehfeldt	1945-50
32.	1,165	Leon Howard	1971-73
33.	1,156	Scott Roth	1982-85
34.	1,148	Ben Brust	2011-14
35.	1,147	James Johnson	1967-69
36.	1,115	Brian Butch	2005-08
37.	1,114	Marcus Landry	2006-09
38.	1,084	Ken Siebel	1961-63
39.	1,078	Nate Reuvers	2017-2021
40.	1,077	Tim Locum	1988-91
41.	1,075	Josh Gasser	2011-15
42.	1,066	Larry Petty	1978-81
	1,066	Mark Vershaw	1998-01

3-POINT FIELD GOALS

1.	270	Bronson Koenig	2014-17
2.	244	D'Mitrik Trice	2016-2021
3.	235	Ben Brust	2011-14
4.	227	Tim Locum	1988-91
5.	222	Brad Davison	2017-present
6.	217	Kirk Penney	2000-03
7.	213	Michael Finley	1992-95
8.	212	Jason Bohannon	2007-10
9.	193	Trent Jackson	1986-89
10.	187	Devin Harris	2002-04
11.	180	Jordan Taylor	2009-12
12.	175	Trévon Hughes	2007-10
13.	167	Tracy Webster	1992-94
14.	166	Sean Mason	1995-99
15.	163	Kammron Taylor	2004-07
16.	162	Andy Kilbride	1992-95
17.	157	Josh Gasser	2011-15
18.	155	Aleem Ford	2017-2021
19.	142	Sam Dekker	2013-15

3-POINT FIELD GOAL ATTEMPTS

1.	695	Bronson Koenig	2014-17
2.	641	D'Mitrik Trice	2016-2021
3.	631	Michael Finley	1992-95
4.	611	Brad Davison	2017-present
5.	606	Ben Brust	2011-14
6.	561	Kirk Penney	2000-03

STEALS

8.	164	Devin Harris	2002-04
9.	151	Trent Jackson	1986-89
10.	133	Hennssy Auriantal	1996-99
	133	Nigel Hayes	2014-17
12.	132	Brad Davison	2017-present
13.	131	Claude Gregory	1978-81

FREE THROW PCT. (MIN. 175 FTAS)

1.	.870	Rick Olson (260-299)	1983-86
2.	.856	Tim Locum (166-194)	1988-91
3.	.848	Jason Bohannon (228-269)	2007-10
4.	.837	Josh Gasser (292-349)	2011-15
5.	.832	Brad Davison (297-357)	2017-present
6.	.817	Wes Matthews (273-334)	1978-80
7.	.814	Bronson Koenig (193-237)	2014-17

GAMES STARTED

1.	144	Josh Gasser	2011-15
2.	139	Ethan Happ	2016-19
3.	126	Alando Tucker	2003-07
4.	124	Brad Davison	2017-present
5.	116	Mike Kelley	1998-01
6.	112	Rick Olson	1983-86
	112	Michael Finley	1992-95
	112	Nigel Hayes	2014-17
9.	109	Andy Kowske	1998-01
	109	Danny Jones	1987-90
11.	108	Joe Chernelich	1977-80
	108	D'Mitrik Trice	2016-2021
13.	100	Trévon Hughes	2007-10

MINUTES PLAYED

3.	4,297	Alando Tucker	2003-07
4.	4,125	D'Mitrik Trice	2016-2021
5.	4,115	Ethan Happ	2016-19
6.	4,075	Bronson Koenig	2014-17
7.	4,023	Mike Wilkinson	2002-05
8.	4,011	Brad Davison	2017-present
9.	3,962	Rick Olson	1983-86
10.	3,950	Jordan Taylor	2009-12
11.	3,945	Michael Finley	1992-95
12.	3,759	Jason Bohannon	2007-10

COACHING WINS, OVERALL

1.	364-130 (.737)	Bo Ryan (2002-15)
2.	265-267 (.498)	Harold Foster (1935-59)
3.	246-99 (.712)	Walter Meanwell (1912-17, '21-34)
4.	128-165 (.437)	Steve Yoder (1983-92)
5.	119-70 (.630)	Greg Gard (2016-present)
6.	100-114 (.467)	John Erickson (1960-68)
7.	94-68 (.580)	Dick Bennett (1996-00)

COACHING WINS, BIG TEN

1.	172-68 (.717)	Bo Ryan (2002-15)
2.	158-80 (.660)	Walter Meanwell (1912-17, '21-34)
3.	143-182 (.440)	Harold Foster (1935-59)
4.	69-45 (.605)	Greg Gard (2016-present)
5.	52-74 (.413)	John Erickson (1960-68)

SCHOOL RECORDS – SEASON

ASSIST-TO-TURNOVER RATIO - TEAM

1.	1.71	2010-11
2.	1.70	2014-15
3.	1.52	2013-14
4.	1.48	2020-21
5.	1.43	2009-10
6.	1.36	2012-13

FREE THROW PERCENTAGE - TEAM

1.	.818 (436-533)	2010-11
2.	.768 (364-474)	2020-21
3.	.764 (353-462)	2019-20
4.	.763 (584-765)	2014-15
5.	.758 (413-545)	1983-84
6.	.746 (642-861)	2013-14

SCHOOL RECORDS – SINGLE GAME

3-POINT FIELD GOALS

1.	8	Bronson Koenig vs. Va. Tech	3/16/17
	8	Brad Davison at Nebraska	2/15/20
3.	7	15 times; Most recent:	
		D'Mitrik Trice vs. Oklahoma	11/22/18

BIG TEN RECORDS – CAREER

COACHING WINS, BIG TEN

31.	86-68 (.558)	O.B. Cowles, MINN	1948-59
32.	83-89 (.483)	Jim Dutcher, MINN	1975-86
33.	81-48 (.628)	Mark Turgeon, MD	2011-19
34.	72-41 (.637)	Bucky O'Connor, IOWA	1952-58
35.	70-150 (.318)	Bill Carmody, NU	2000-13
36.	69-45 (.605)	Greg Gard, WIS	2016-present
	69-90 (.434)	Rollie Williams, IOWA	1930-43, '51
	69-85 (.448)	Forrest Anderson, MSU	1954-65
38.	67-59 (.532)	John Kundla, MINN	1959-68

CHARTING THE BADGERS**CAREER GAMES PLAYED**

	Games	Starts	Cons. Starts
Brad Davison	128	124	124
Tyler Wahl	62	21	18
Johnny Davis	31	0	0
Carter Higginbottom	17	0	0
Steven Crowl	12	0	0
Jordan Davis	13	0	0
Carter Gilmore	9	0	0
Ben Carlson	7	0	0
Justin Taphorn	6	0	0

DOUBLE-DIGIT POINTS

	Career	'20-21	Cons.
Brad Davison	68 (48-20)	16 (12-4)	0
Johnny Davis	9 (5-4)	9 (5-4)	1
Tyler Wahl	5 (4-1)	5 (4-1)	0
Ben Carlson	1 (1-0)	1 (1-0)	0

20-POINT SCORING GAMES

	Career	'20-21	Cons.
Brad Davison	10 (7-3)	2 (2-0)	0

30-POINT SCORING GAMES

	Career	'20-21	Cons.
Brad Davison	2 (1-1)	0	0

DOUBLE-DIGIT REBOUNDS

	Career	'20-21	Cons.
Tyler Wahl	3 (1-2)	3 (1-2)	0
Brad Davison	1 (1-0)	0	0

DOUBLE-DIGIT ASSISTS

	Career	'20-21	Cons.
None Active	--	--	--

DOUBLE-DOUBLES

	Career	'20-21	Cons.
Tyler Wahl	2 (1-1)	2 (1-1)	0

SITUATIONAL RECORDS

	2020-21	Under Gard
Ahead at the half	17-4	96-14
Behind at the half	0-9	19-51
Tied at the half	1-0	3-5
FG% of .450 or more	8-2	67-12
FG% less than .450	10-11	51-58
Better FG% than opp.	13-0	99-13
Worse FG% than opp.	5-12	20-55
Same FG% as opp.	0-1	0-2
Opp. FG% less than 45%	15-3	94-26
3FG% of 40% or more	10-1	57-8
3FG% less than 40%	8-12	61-61
Try more than 20 3FGs	11-11	65-41
Try 20 or fewer 3FGs	7-1	53-28
Make at least 70% FT	16-8	72-29
Try at least 20 FTs	7-1	51-14
Try fewer than 20 FTs	10-12	65-55
Out-rebound opponent	10-3	73-20
Tied or out-rebounded	8-10	45-50
Same or fewer TOs than opp.	15-8	88-40
More TOs than opp.	3-5	30-30
Commit fewer than 12 TOs	16-10	88-41
Commit 12 or more TOs	2-3	30-28
Score fewer than 50 pts.	0-0	1-2
Score 50-59 points	0-3	6-30
Score 60-69 points	6-8	38-25
Score 70-79 points	6-2	41-10
Score 80-89 points	5-0	25-3
Score 90 or more pts.	1-0	7-0
Allow fewer than 50 pts.	3-0	19-1
Allow 50-59 pts.	8-0	38-6
Allow 60-69 pts.	4-3	45-25
Allow 70-79 pts.	3-9	14-26
Allow 80-89 pts.	0-1	2-11
Allow 90 or more pts.	0-0	0-1
Overtime	1-0	7-5
vs. AP Top 25 opponents	3-10	21-35
vs. AP Top 25 opp. at home	2-3	11-9
Home games	11-5	72-20
Road games	5-6	32-34
Neutral site games	2-2	15-16
Day games	5-7	39-23
Night games	13-6	79-47

GAMES DECIDED BY

3 points or less	1-1	13-10
4-5 points	0-4	15-15
6-10 points	5-3	26-19
11-19 points	8-4	35-21
20 or more points	4-1	30-3

TELEVISED GAMES

CBS	1-3	10-10
CBS Sports Network	0-0	0-1
FOX	1-2	2-5
FS1	3-2	11-11
ESPN	0-3	13-12
ESPN2	1-1	10-11
ESPNU	0-0	1-2
ESPN+	0-0	3-1
Big Ten Network	12-2	61-14
BTN Plus	0-0	2-0
TBS	0-0	0-3
TNT	0-0	2-0

CHARTING THE BADGERS**LED UW IN SCORING**

	2020-21	Career
Brad Davison	6 (5-1)	25 (19-6)
Jonathan Davis	2 (2-0)	2 (2-0)
Tyler Wahl	1 (1-0)	1 (1-0)

LED UW IN REBOUNDING

	2020-21	Career
Tyler Wahl	7 (3-4)	9 (4-5)
Brad Davison	3 (1-2)	8 (4-4)
Jonathan Davis	6 (4-2)	6 (4-2)

LED UW IN ASSISTS

	2020-21	Career
Brad Davison	9 (3-6)	29 (13-16)
Tyler Wahl	3 (2-1)	4 (3-1)
Jonathan Davis	3 (2-1)	3 (2-1)

LED UW IN MINUTES

	2020-21	Career
Brad Davison	11 (8-3)	40 (29-11)

Record in those contests in parentheses

2020-21 LINEUP RECORD

Trice, Davison, Ford, Reuvers, Potter	10-3
Trice, Davison, Ford, Wahl, Reuvers	4-7
Trice, Davison, Ford, Wahl, Potter	4-3

ACTIVE WIN/LOSS STREAKS

Overall	Lost 1
Vs. Unranked teams (AP)	Won 5
Vs. Ranked teams (AP)	Lost 10
At Home	Lost 3
At Home vs. Big Ten	Lost 3
At Home vs. ranked Big Ten	Lost 4
At Home vs. unranked Big Ten	Won 3
At Home vs. non-conference	Won 21
At Home vs. ranked opp.	Lost 2
On Road	Lost 2
On Road vs. Big Ten	Lost 2
On Road vs. ranked opp.	Lost 4
On Road vs. unranked opp.	Won 2
Neutral	Lost 1
Neutral vs. ranked opp.	Lost 9
Neutral vs. unranked opp.	Won 2

HOME SWEET HOME

The Badgers are VERY good at the Kohl Center



WISCONSIN AT HOME SINCE 2001-02

285-44 (.866)	Overall Home Record
144-31 (.823)	vs. Big Ten teams
141-13 (.916)	vs. non-conference teams
107-13 (.892)	vs. unranked Big Ten teams
46-22 (.676)	vs. teams ranked in the AP top 25
33-5 (.868)	vs. in-state teams
Win Streak	vs. IND (15-0), PSU (14-0)
One-loss	vs. NEB (5-1)
Two-loss	vs. MINN (14-2), MICH (13-2), IOWA (12-2), MARY (3-2)

NCAA'S TOUGHEST VENUES

Since the Kohl Center opened in 1998, Wisconsin has been nearly unbeatable on its home floor. In fact, among active venues, the Kohl Center is among the toughest for road teams to come in and steal a win.

Team	Record	Pct.
1. Gonzaga (McCarthy Center)	220-15	.936
2. Kentucky (Rupp Arena)	610-73	.893
3. Oregon (Matthew Knight Arena)	161-20	.890
4. Kansas (Allen Fieldhouse)	807-114	.876
Michigan State (Breslin Center)	427-63	.871
6. Belmont (Curb Events Center)	200-30	.870
7. Louisville (KFC Yum! Center)	167-26	.865
8. UCLA (Pauley Pavilion)	768-126	.859
9. Wisconsin (Kohl Center)	320-53	.858
10. Xavier (Cintas Center)	276-47	.854

(games through Jan. 1, 2020)

STREAKING

Of the 9 longest home streaks in school history, 5 have come in the last 18 seasons, including a record 38-game home win streak from 2002 to 2005.

No.	Began	Ended
38	12/7/2002 (UNLV)	1/25/2005 (ILL)
33	3/8/1911 (NW)	1/23/1915 (Chic.)
28	2/8/2006 (IND)	12/8/2007 (Marq.)
24	1/14/1929 (IND)	2/14/1931 (MIN)
23	2/13/2010 (IND)	12/3/2011 (Marq.)
19	1/17/2016 (MSU)	2/12/2017 (NW)
18	2/27/1909 (PUR)	3/1/1911 (MIN)
18	2/19/1915 (PUR)	1/26/1917 (Chic.)
18	2/5/2009 (ILL)	2/9/2010 (ILL)

- Since the 2001-02 season when **Greg Gard** first joined staff, Wisconsin has compiled a 285-44 (.866v) record at the Kohl Center.
- Over the last 15 seasons, UW is 144-31 (.823) in Big Ten home games, the best mark in the conference.
- Over the last 15 seasons, 213 of the Badgers' 285 home wins have come by at least 10 points (74.7 percent).
- Wisconsin has trailed at halftime in only 69 of 328 home games (21 percent) since 2001-02. UW has come back to win 40 of those 69 games (58 percent).
- In 2019-20, the Badgers led the Big Ten and ranked 6th nationally in attendance, selling out nearly every game (16,912 per game). UW has led the Big Ten in attendance 14 of the last 18 seasons and finished among the nation's top 7 in each of the last 20 years.

BIG KOHL CENTER WINS

Most memorable home wins since opening in 1998:

Jan. 17, 1998 - UW 56, Northwestern 33

First-ever game in the Kohl Center

Dec. 1, 2001 - UW 70, UW-Green Bay 57

Bo Ryan's first victory at the Kohl Center

Dec. 22, 2001 - UW 86, #14 MU 63

Kirk Penney scores 33 points in UW's first win over a ranked team under Bo Ryan

Jan. 5, 2002 - UW 72, #7 Illinois 66

Ryan's first win over a top-10 team at UW

Feb. 27, 2002 - UW 74, Michigan 54

UW clinches share of first Big Ten title since '47

Dec. 7, 2002 - UW 91, UNLV 74

UW begins school-record 38-game home win streak - Alando Tucker 24 points, 18 rebounds

March 5, 2003 - UW 60, #14 Illinois 59

Devin Harris makes 1-of-2 FTs with 0.4 seconds left to clinch outright Big Ten title

Dec. 23, 2004 - UW 85, UNC Green. 53

UW wins school-record 34th-straight home game

Jan. 16, 2005 - UW 62, #15 Mich. St. 59

Wisconsin overcomes 8-point deficit with 1:58 remaining to win its 38th-straight home game

Feb. 9, 2005 - UW 72, Iowa 69

UW overcomes a 13-point deficit with 12:27 remaining

March 1, 2005 - UW 62, Indiana 60

Alando Tucker scores putback as time expires

Feb. 15, 2006 - UW 78, #12 Ohio St. 73

UW overcomes a nine-point halftime deficit to beat No. 12 Ohio State

Dec. 16, 2006 - UW 89, #2 Pitt 75

Alando Tucker and Brian Butch combine for 59 pts

Jan. 9, 2007 - UW 72, #5 Ohio St. 69

Badgers win the first matchup in school history of top-five teams

March 3, 2007 - UW 52, Michigan St. 50

Kammron Taylor wins it on 3fg with 3.9 seconds left

Dec. 2, 2009 - UW 73, #6 Duke 69

Trevon Hughes scores 26 as UW's win clinches Big Ten's first Big Ten/ACC title

Jan. 9, 2010 - UW 73, #4 Purdue 66

Jordan Taylor (23) and Jason Bohannon (20) help end Purdue's undefeated season

Feb. 2, 2010 - UW 67, #5 Michigan State 49

Badgers end MSU's 9-0 Big Ten start

Feb. 12, 2011 - UW 71, #1 Ohio State 67

Stopped OSU's 24-0 start and UW's first win over AP No. 1 since 1962

Feb. 9, 2013 - UW 65, #2 Michigan 62 (OT)

Ben Brust's half-court buzzer-beater sends game to overtime where UW wins

Nov. 19, 2013 - UW 103, North Dakota 85

UW's first 100-point game since '95, Frank Kaminsky scores UW record 43 points

Feb. 9, 2014 - UW 60, #8 Michigan State 58

Treavon Jackson hits game-winning jumper with 2.1 seconds left in Bo Ryan's 150th Big Ten win

March 1, 2015 - #6 UW 68, Michigan State 61

UW claims 18th Big Ten championship and the 4th under Bo Ryan as Frank Kaminsky scores 31

Dec. 23, 2015 - UW 84, Green Bay 79

Greg Gard's first win as interim head coach

Jan. 17, 2016 - UW 77, #4 Michigan State 76

Gard's first ranked win, Koenig/Hayes total 52 pts

Feb. 15, 2018 - UW 57, #6 Purdue 53

Ethan Happ tallies 21 pts and 12 reb as Badgers raise Frank Kaminsky's No. 44 into rafters

Jan. 19, 2019 - UW 64, #2 Michigan 54

UW knocks off 17-0 Michigan behind 26 points, 10 rebounds and 7 assists from Ethan Happ

Feb. 1, 2020 - UW 64, #14 Michigan State 63

UW wins first game over MSU since 2016

Dec. 19, 2020 - UW 85, #23 Louisville 48

UW's largest-ever win over a top-25 team

EXHIBITION: WISCONSIN VS. UW-WHITEWATER



Official Basketball Box Score - Final
Wis.-Whitewater at Wisconsin
 10/29/21 Kohl Center, Madison
 2021-22 Men's Basketball

Game Time: 6:00 PM
 Game Duration: 1:53
 Attendance: 15,997

Officials: Kelly Priefer, Eric Curry, Kevin Raher

Wis.-Whitewater - 50

Record: 0-0

NO.	Name	Min	FG M-A	3P M-A	FT M-A	Rebounds OR DR TOT	Fouls PF FD	TP	AS	TO	ST	Blocks BS BA	+/-
33	Trevon Chislom	F 18:13	4-11	1-4	0-0	1 2 3	3 1	9	0	1	0	0 1	-13
34	Caleb Flaten-Moore	F 09:33	0-1	0-1	0-0	0 1 1	3 1	0	0	0	0	0 0	-1
3	Gage Malensek	G 22:46	1-7	0-1	2-2	0 2 2	2 3	4	0	3	0	0 0	-18
4	Derek Gray	G 31:35	7-15	1-2	2-4	0 3 3	3 2	17	1	4	2	0 3	-27
20	Elijah Lambert	G 30:04	2-8	0-1	3-4	4 4 8	1 3	7	1	2	1	0 3	-27
15	JT Hoytink	09:17	0-1	0-0	0-0	0 1 1	0 0	0	1	0	0	0 0	7
5	Breontae Hunt	06:59	0-2	0-0	0-0	0 0 0	2 0	0	0	0	0	0 1	-9
12	Jameer Barker	22:14	3-8	1-2	0-0	1 4 5	2 1	7	2	2	1	0 1	-17
25	Carter Capstran	27:49	1-6	0-3	0-0	1 1 2	0 0	2	0	0	2	1 0	-26
24	Jack Brahm	16:06	2-6	0-0	0-0	1 1 2	4 0	4	1	0	1	0 1	-8
11	Brian Conaghan	03:43	0-0	0-0	0-0	0 1 1	1 0	0	0	1	1	0 0	6
21	Will Pytleski	01:41	0-0	0-0	0-0	0 0 0	0 0	0	0	0	0	0 0	3
Team						4 5 9		0					
Totals			20-65	3-14	7-10	12 25 37	21 11	50	6	13	8	1 10	-26

Shooting By Period			
1 st FG%	10-29	34.5%	
3PT%	2-7	28.6%	
FT%	5-6	83.3%	
2 nd FG%	10-36	27.8%	
3PT%	1-7	14.3%	
FT%	2-4	50%	
GM FG%	20-65	30.8%	
3PT%	3-14	21.4%	
FT%	7-10	70.0%	

Dead Ball Rebounds: 1, 0

Technical Fouls: NONE

Wisconsin - 76

Record: 0-0

NO.	Name	Min	FG M-A	3P M-A	FT M-A	Rebounds OR DR TOT	Fouls PF FD	TP	AS	TO	ST	Blocks BS BA	+/-
5	Tyler Wahl	F 20:30	5-7	0-1	0-1	2 2 4	1 1	10	1	1	1	2 0	13
20	Ben Carlson	F 14:20	2-7	0-3	2-4	3 4 7	1 4	6	2	1	0	1 0	11
22	Steven Crowl	F 19:14	7-9	1-2	3-5	3 3 6	1 4	18	0	2	0	1 0	14
1	Johnny Davis	G 23:11	2-6	1-3	2-2	1 6 7	1 4	7	1	1	0	0 1	15
34	Brad Davison	G 16:48	3-5	3-4	2-2	0 2 2	0 2	11	2	3	0	0 0	14
14	Carter Gilmore	13:35	0-1	0-1	0-0	1 1 2	1 0	0	1	2	0	1 0	11
33	Chris Vogt	11:27	1-2	0-0	1-2	1 4 5	1 1	3	0	0	0	4 0	14
0	Jahcobi Neath	14:06	1-2	1-2	1-2	0 1 1	0 1	4	0	1	0	0 0	19
23	Chucky Hepburn	20:02	4-10	1-5	0-0	1 3 4	2 1	9	4	1	3	0 0	19
35	Markus Ilver	06:23	1-2	0-1	0-0	0 3 3	1 1	2	1	2	0	0 0	10
11	Lorne Bowman II	09:01	1-4	0-2	0-0	0 0 0	2 1	2	2	1	2	0 0	14
2	Jordan Davis	07:24	1-5	1-3	0-0	1 3 4	0 0	3	0	0	0	0 0	1
32	Matthew Mors	08:22	0-1	0-1	0-0	1 1 2	0 0	0	0	0	0	0 0	-4
21	Chris Hodges	06:30	0-0	0-0	0-0	1 1 2	0 0	0	0	1	0	0 0	-6
4	Carter Higginbottom	03:43	0-0	0-0	1-2	0 0 0	0 1	1	0	0	0	0 0	-6
10	Isaac Lindsey	03:43	0-3	0-3	0-0	0 0 0	0 0	0	0	0	0	1 0	-6
13	Justin Taphorn	01:41	0-0	0-0	0-0	0 0 0	0 0	0	0	1	0	0 0	-3
Team						1 1 2		0		0			
Totals			28-64	8-31	12-20	16 35 51	11 21	76	14	17	6	10 1	26

Shooting By Period			
1 st FG%	16-30	53.3%	
3PT%	5-12	41.7%	
FT%	10-16	62.5%	
2 nd FG%	12-34	35.3%	
3PT%	3-19	15.8%	
FT%	2-4	50%	
GM FG%	28-64	43.8%	
3PT%	8-31	25.8%	
FT%	12-20	60.0%	

Dead Ball Rebounds: 3, 0

Technical Fouls: NONE

	UWW	UW
Biggest lead	1 (1 st 18:29)	34 (2 nd 4:09)
Best Scoring Run	5 (2 nd 2:04)	12 (1 st 12:04)
Lead Changes	2	
Times Tied	0	
Time with Lead	00:51	38:37

Points from	UWW	UW
Turnovers	6	18
Paint	22	36
Second Chance	9	21
Fast Breaks	11	10
Bench	13	24

Period by Period Scoring			
	1st	2nd	TOT
UWW	27	23	50
UW	47	29	76

Overall record: 18-13 Conf: 10-10 Home: 11-5 Away: 5-6 Neutral: 2-2

TEAM STATISTICS						WIS	OPP	Date	Opponent		Score	Att.
SCORING						2167	2003	11/25/20	EASTERN ILLINOIS	w	77-67	0
Points per game						69.9	64.6	11/27/20	ARK.-PINE BLUFF	w	92-58	0
Scoring margin						+5.3	-	12/01/20	GREEN BAY	w	82-42	0
FIELD GOALS-ATT						767-1805	729-1726	12/04/20	at Marquette	L	65-67	0
Field goal pct						.425	.422	12/09/20	RHODE ISLAND	w	73-62	0
3 POINT FG-ATT						269-737	194-579	12/15/20	LOYOLA CHICAGO	w	77-63	0
3-point FG pct						.365	.335	12/19/20	LOUISVILLE	w	85-48	0
3-pt FG made per game						8.7	6.3	* 12/22/20	NEBRASKA	w	67-53	0
FREE THROWS-ATT						364-474	351-491	* 12/25/20	at Michigan St.	w	85-76	0
Free throw pct						.768	.715	* 12/28/20	MARYLAND	L	64-70	0
F-Throws made per game						11.7	11.3	* 12/31/20	MINNESOTA	w	71-59	0
REBOUNDS						1041	1084	* 01/07/21	INDIANA	Wo2	80-73	0
Rebounds per game						33.6	35.0	* 01/12/21	at Michigan	L	54-77	74
Rebounding margin						-1.4	-	* 01/15/21	at Rutgers	w	60-54	0
ASSISTS						414	385	* 01/20/21	NORTHWESTERN	w	68-52	0
Assists per game						13.4	12.4	* 01/23/21	OHIO ST.	L	62-74	0
TURNOVERS						280	356	* 01/27/21	at Maryland	w	61-55	0
Turnovers per game						9.0	11.5	* 01/30/21	at Penn St.	L	71-81	260
Turnover margin						+2.5	-	* 02/02/21	PENN ST.	w	72-56	0
Assist/turnover ratio						1.5	1.1	* 02/06/21	at Illinois	L	60-75	180
STEALS						175	135	* 02/10/21	at Nebraska	w	61-48	0
Steals per game						5.6	4.4	* 02/14/21	MICHIGAN	L	59-67	0
BLOCKS						123	115	* 02/18/21	IOWA	L	62-77	0
Blocks per game						4.0	3.7	* 02/21/21	at Northwestern	w	68-51	0
ATTENDANCE						0	15850	* 02/27/21	ILLINOIS	L	69-74	0
Home games-Avg/Game						16-0	11-122	* 03/02/21	at Purdue	L	69-73	250
Neutral site-Avg/Game						-	4-3626	* 03/07/21	at Iowa	L	73-77	582
								03/11/21	vs Penn St.	w	75-74	6769
Score by Periods						1st	2nd	OT	OT2	Totals		
Wisconsin						1023	1125	8	11	2167		7735
Opponents						877	1114	8	4	2003		0
								03/21/21	vs Baylor	L	63-76	0

* - Conference game

2020-21 BIG TEN STATISTICS

RECORD:	OVERALL	HOME	AWAY	NEUTRAL
ALL GAMES	10-10	5-5	5-5	0-0
CONFERENCE	10-10	5-5	5-5	0-0
NON-CONFERENCE	0-0	0-0	0-0	0-0

#	Player	gp-gs	min	avg	Total		3-Point		F-Throw		Rebounds				pf	dq	a	to	blk	stl	pts	avg
					fg-fga	fg%	3fg-fga	3fg%	ft-fa	ft%	off	def	tot	avg								
00	D'Mitrik Trice	20-20	701	35.0	94-233	.403	41-111	.369	61-74	.824	2	69	71	3.6	39	2	79	41	0	18	290	14.5
11	Potter, Micah	20-13	436	21.8	93-180	.517	26-73	.356	38-44	.864	37	74	111	5.6	38	0	25	27	15	13	250	12.5
34	Davison, Brad	20-20	635	31.8	54-177	.305	38-107	.355	28-34	.824	9	67	76	3.8	50	1	47	18	0	25	174	8.7
02	Aleem Ford	20-20	534	26.7	62-164	.378	28-91	.308	18-21	.857	14	72	86	4.3	43	1	23	19	10	15	170	8.5
35	Reuvers, Nate	20-13	407	20.4	61-153	.399	5-39	.128	25-32	.781	19	42	61	3.1	36	0	10	18	19	5	152	7.6
01	Jonathan Davis	20-0	506	25.3	52-127	.409	9-26	.346	21-29	.724	22	56	78	3.9	48	2	19	23	10	26	134	6.7
05	Tyler Wahl	20-14	526	26.3	41-95	.432	8-28	.286	19-37	.514	23	62	85	4.3	44	1	29	18	9	17	109	5.5
12	Anderson, Trevor	18-0	272	15.1	20-43	.465	8-18	.444	7-10	.700	5	20	25	1.4	14	0	21	7	0	2	55	3.1
24	Davis, Jordan	8-0	9	1.1	1-4	.250	0-3	.000	0-0	.000	0	1	1	0.1	0	0	0	1	0	0	2	0.3
22	Crowl, Steven	7-0	6	0.9	0-0	.000	0-0	.000	0-0	.000	0	3	3	0.4	1	0	0	0	0	0	0	0.0
14	Gilmore, Carter	4-0	7	1.8	0-2	.000	0-2	.000	0-0	.000	0	1	1	0.3	1	0	0	0	0	0	0	0.0
03	Walt McGrory	1-0	1	1.0	0-0	.000	0-0	.000	0-0	.000	0	0	0	0.0	1	0	0	0	0	0	0	0.0
32	Hedstrom, Joe	4-0	4	1.0	0-0	.000	0-0	.000	0-0	.000	0	1	1	0.3	0	0	0	0	0	0	0	0.0
04	Carter Higginbottom	4-0	4	1.0	0-1	.000	0-0	.000	0-2	.000	0	0	0	0.0	1	0	0	1	0	0	0	0.0
13	Taphorn, Justin	2-0	2	1.0	0-0	.000	0-0	.000	0-0	.000	0	0	0	0.0	0	0	0	0	0	0	0	0.0
Team											38	27	65				7					
Total.....		20	4050		478-1179	.405	163-498	.327	217-283	.767	169	495	664	33.2	316	7	253	180	63	121	1336	66.8
Opponents.....		20	4050		487-1107	.440	135-392	.344	213-304	.701	168	554	722	36.1	305	3	268	231	78	87	1322	66.1

TEAM STATISTICS	WIS	OPP	Date	Opponent	Score	Att.
SCORING	1336	1322	* 12/22/20	NEBRASKA	W 67-53	0
Points per game	66.8	66.1	* 12/25/20	at Michigan St.	W 85-76	0
Scoring margin	+0.7	-	* 12/28/20	MARYLAND	L 64-70	0
FIELD GOALS-ATT	478-1179	487-1107	* 12/31/20	MINNESOTA	W 71-59	0
Field goal pct	.405	.440	* 01/07/21	INDIANA	W 80-73	0
3 POINT FG-ATT	163-498	135-392	* 01/12/21	at Michigan	L 54-77	74
3-point FG pct	.327	.344	* 01/15/21	at Rutgers	W 60-54	0
3-pt FG made per game	8.2	6.8	* 01/20/21	NORTHWESTERN	W 68-52	0
FREE THROWS-ATT	217-283	213-304	* 01/23/21	OHIO ST.	L 62-74	0
Free throw pct	.767	.701	* 01/27/21	at Maryland	W 61-55	0
F-Throws made per game	10.9	10.7	* 01/30/21	at Penn St.	L 71-81	260
REBOUNDS	664	722	* 02/02/21	PENN ST.	W 72-56	0
Rebounds per game	33.2	36.1	* 02/06/21	at Illinois	L 60-75	180
Rebounding margin	-2.9	-	* 02/10/21	at Nebraska	W 61-48	0
ASSISTS	253	268	* 02/14/21	MICHIGAN	L 59-67	0
Assists per game	12.7	13.4	* 02/18/21	IOWA	L 62-77	0
TURNOVERS	180	231	* 02/21/21	at Northwestern	W 68-51	0
Turnovers per game	9.0	11.6	* 02/27/21	ILLINOIS	L 69-74	0
Turnover margin	+2.6	-	* 03/02/21	at Purdue	L 69-73	250
Assist/turnover ratio	1.4	1.2	* 03/07/21	at Iowa	L 73-77	582
STEALS	121	87				
Steals per game	6.1	4.4				
BLOCKS	63	78				
Blocks per game	3.2	3.9				
ATTENDANCE	0	1346				
Home games-Avg/Game	10-0	10-135				
Neutral site-Avg/Game	-	0-0				

* - Conference game

Score by Periods	1st	2nd	OT	OT2	Totals
Wisconsin	613	704	8	11	1336
Opponents	608	702	8	4	1322