

WISCONSIN BASKETBALL

WISCONSIN BADGERS

2-5



Rankings (AP/Coaches): —/
Head Coach: Marisa Moseley
Wisconsin Record: 2-5 (1st yr.)
Overall Record: 47-34 (4th yr.)

vs.

VIRGINIA TECH HOKIES

6-1



Rankings: —/
Head Coach: Kenny Brooks
VT Record: 107-60 (8th yr.)
Overall Record: 444-182 (20th yr.)

WEDNESDAY, DEC. 1 • 6:30 P.M. • MADISON, WIS. • KOHL CENTER • BIG+

BADGERS COMPETE IN BIG TEN/ACC CHALLENGE

- Wisconsin (2-5) returns home to host Virginia Tech (6-1) in the Big Ten/ACC Challenge on Wednesday at 6:30 p.m. in the Kohl Center.
- UW is 6-7 all-time in the Big Ten/ACC Challenge, following a 60-41 loss at Georgia Tech on Dec. 5, 2019. The Badgers played Virginia Tech in the 2008 Big Ten/ACC Challenge, defeating the Hokies 61-52.
- The Badgers open the Big Ten Conference season on Sunday when they travel to Northwestern (4-3). Tip time is 2 p.m. from Welsh-Ryan Arena in Evanston, Illinois.



Brooke Schramek scored a career-high 11 points at Colorado on Sunday.

FAST BREAK FACTS

- The Badgers split in action last weekend, downing Boise State, 60-45 on Saturday before falling to host Colorado, 67-51 on Sunday.
- Junior **Julie Pospíšilová** was named to the Rocky Mountain Hoops Classic All-Tournament team. The 6-foot guard averaged team-best 12.5 points while adding 4.5 rebounds per game. She dished off a career-high eight assists vs. Boise State to average 4.5 assists per game. Pospisilova also added 1.5 blocks and 1.5 steals per game.
- Sophomore **Brooke Schramek** turned up her play last weekend, scoring a career-best 11 points vs. Colorado on Sunday. The 6-foot-1 guard also added eight points against Boise State to average 9.5 points per game on the weekend, which ranked third on the team. Schramek shot 53.3% (8-15) from the field on the weekend, while adding six rebounds, three assists, and three steals.
- Despite averaging 15.7 turnovers per game over its last three contests, Wisconsin continues to take great care of the ball this season. The Badgers rank second in the Big Ten with 13.1 turnovers per game. Grad student **Katie Nelson** leads the team and ranks third in the Big Ten with an assist-to-turnover ratio of 3.2.
- After struggling with its shooting early in the season, Wisconsin has turned up its shooting percentages over the last three games. The Badgers hit a season-high 50% (28-56) at Milwaukee on Nov. 24. Over its last three games, UW is shooting 44.2% (73-165) compared to its season average of 39.5%.
- Graduate student **Katie Nelson** continues to lead the Big Ten in minutes played, averaging 37.9 minutes per game. The guard ranks 12th nationally in minutes per game and 14th in total minutes. **Sydney Hilliard** (34.6) and **Julie Pospíšilová** (36.2) also play big minutes for the Badgers.

PROBABLE STARTERS (based on last game)



2

Katie Nelson
 5-8 | G | Gr.
 5.3 ppg | 3.6 rpg
 4.1 apg | 1.7 spg



3

Brooke Schramek
 6-1 | G | So.
 4.9 ppg | 3.6 rpg
 0.9 spg



5

Julie Pospisilova
 6-0 | G | Jr.
 15.2 ppg | 3.8 rpg
 4.4 apg | 1.8 spg



30

Sydney Hilliard
 5-11 | G | Jr.
 15.7 ppg | 5.1 rpg
 2.0 apg | 1.9 spg



41

Sara Stapleton
 6-3 | F | Jr.
 6.7 ppg | 3.6 rpg
 0.7 spg

2021-22 SCHEDULE

Overall: 2-5 (Home 1-2; Away 0-3; Neutral 1-0)
Big Ten: 0-0 (Home 0-0; Away 0-0)

NOV. 10	ST. THOMAS	W, 67-51
NOV. 14	NJIT	L, 49-61
Nov. 19	at Bradley	L, 57-64
NOV. 22	CHICAGO STATE	L, 63-71
Nov. 24	at Milwaukee	L, 67-79

Rocky Mountain Hoops Classic, Boulder, Colo.

Nov. 27	vs. Boise State	W, 60-45
Nov. 28	at Colorado	L, 51-67

DEC. 1	VIRGINIA TECH	6:30 P.M.
Dec. 5	at Northwestern	2 p.m.
DEC. 9	#12 MICHIGAN	8 P.M.
DEC. 12	GREEN BAY	2 P.M.
DEC. 16	ILLINOIS STATE	6:30 P.M.
DEC. 23	EASTERN ILLINOIS	12 P.M.
DEC. 30	PURDUE	8 P.M.
JAN. 5	#6 INDIANA	6:30 P.M.
Jan. 9	at Illinois	TBA
JAN. 12	MINNESOTA	6:30 P.M.
Jan. 16	at Rutgers	1 p.m.
Jan. 20	at #12 Michigan	6 p.m.
JAN. 23	PENN STATE	2 P.M.
Jan. 27	at Nebraska	7 p.m.
Jan. 30	at Minnesota	2 p.m.
FEB. 3	#9 IOWA	6:30 P.M.
FEB. 6	ILLINOIS	1 P.M.
Feb. 9	at #8 Maryland	5 p.m.
FEB. 13	MICHIGAN STATE	3 P.M.
Feb. 20	at #18 Ohio State	1 p.m.
FEB. 23	NEBRASKA	6:30 P.M.
Feb. 27	at Purdue	TBA
March 2-6	at Big Ten Tournament Gainbridge Fieldhouse, Indianapolis	

All home games, in **BOLD**, are played in the Kohl Center, 601 W. Dayton St. # AP Rank

All dates and times subject to change.

FOLLOW THE #BADGERS

TV: BIG TEN NETWORK

App: B1G+

Online: BigTenPlus.com

RADIO: U 100.9

App: iHeartRadio | U 100.9 FM

■ Play-by-Play: Jon Arias

SOCIAL MEDIA:

■ Twitter: @BadgerWBB

■ Instagram: badgerwbb

■ Facebook: /WisconsinWomensBasketball

■ YouTube: /WisconsinBadgers

2021-22 Big Ten Standings

Nov. 29

	Big Ten		Overall	
Nebraska	0-0	.000	7-0	1.000
Michigan	0-0	.000	7-0	1.000
Ohio State	0-0	.000	5-0	1.000
Iowa	0-0	.000	4-0	1.000
Indiana	0-0	.000	5-1	.833
Maryland	0-0	.000	6-2	.750
Michigan State	0-0	.000	6-2	.750
Purdue	0-0	.000	5-2	.714
Minnesota	0-0	.000	6-3	.667
Northwestern	0-0	.000	4-3	.571
Penn State	0-0	.000	4-3	.571
Rutgers	0-0	.000	4-4	.500
Illinois	0-0	.000	3-3	.500
Wisconsin	0-0	.000	2-5	.286

ALL GAMES

13. Scoring Offense	59.1
9. Scoring Defense	62.6
14. Scoring Margin	-3.4
12. Field Goal Pct.	39.5
11. Field Goal Pct. Defense	40.4
13. 3-pt Field Goal Pct.	26.6
10. 3-pt Field Goal Pct. Defense	31.4
13. 3-pt Field Goals Made	4.9
12. Free Throw Pct.	67.4
14. Rebounding Offense	32.6
10. Rebounding Defense	36.6
14. Rebounding Margin	-4.0
6. Offensive Rebounds	12.0
7. Off. Rebound Pct.	.340
14. Defensive Rebounds	20.6
14. Def. Rebound Pct.	.608
12. Assists	12.6
9. Assist/Turnover Ratio	1.0
2. Turnovers per game	13.1
9. Turnover Margin	+1.0
11. Blocked Shots	2.7
6. Steals	8.3

INDIVIDUAL

Scoring	10. Sydney Hilliard	15.7
FG%	6. Sydney Hilliard	56.8
Assists	12. Katie Nelson	4.1
Asst/TO	3. Katie Nelson	3.2
Blocks	T17. Alex Luehring	1.0
Steals	T7. Sydney Hilliard	1.9
	T12. Katie Nelson	1.7
Minutes	1. Katie Nelson	37.9
	5. Sydney Hilliard	34.6

BADGERS GO 1-1 IN COLORADO

- The Badgers snapped their four-game losing streak with a 60-45 win over Boise State last Saturday. Junior Julie Pospisilova led UW with 15 points, hitting three 3-pointers while also set a new career-high in assists with eight.
- Sydney Hilliard contributed 11 points and two steals with gritty defensive play as the Badgers held the Broncos to an opponent season-low points.
- Another key part of this Badgers' win was their ability to stay out of foul trouble and capitalize off turnovers. Wisconsin forced 20 Boise State turnovers, notching 17 points off of takeaways.
- Despite pulling within five points in the third quarter, the Badgers fell to undefeated Colorado, 67-51, on Sunday.
- Free throws and turnovers were keys to the Buffs win as the Badgers were just 2-4 (50%) from the line while Colorado was 12-17 (70.6%). Wisconsin turned the ball over 18 times, allowing CU to score 22 points off giveaways, while the Buffs had 16 steals and nine turnovers.
- Sydney Hilliard led Wisconsin with 12 points while Julie Pospisilova, who was named to the all-tournament team, was the third Badger to score in double figures with 10 points.
- UW was outrebounded 37-28 with Katie Nelson leading the team with seven boards.

2021-22 CAREER COUNTDOWN

Milestone	Name	Date
700 points	Sydney Hilliard	vs. Chicago State, 11/22
400 points	Julie Pospisilova	at Milwaukee, 11/24
200 points	Alex Luehring	vs. St. Thomas, 11/10
	Sara Stapleton	vs. NJIT, 11/14
300 rebounds	Sydney Hilliard	at Colorado, 11/28
100 rebounds	Alex Luehring	vs. NJIT, 11/14
400 assists	Katie Nelson	vs. Chicago State, 11/22
Milestone	Name	# Needed
100 points	Brooke Schramek	6
400 rebounds	Katie Nelson	27
200 rebounds	Julie Pospisilova	8
200 assists	Sydney Hilliard	25

BADGERS' FOULS IMPROVE

- After averaging 22.7 fouls per game over a three-game stretch, the Badgers averaged just 12.5 fouls per game on the weekend.
- Wisconsin still struggled from the free-throw line at the Colorado tournament, shooting 9-16, including just 2-4 vs. Colorado, for 56.3% on the weekend. Opponents shot 19-27 (70.4%) over two games.
- Junior **Sara Stapleton** averages a team-high 3.3 fouls per game while **Julie Pospisilová** (2.6) and **Brooke Schramek** (2.4) also tally lots of fouls.

STRUGGLING WITH REBOUNDS

- Wisconsin has struggled with rebounding this season, ranking 14th in the Big

2020-21 WISCONSIN ROSTER

NO	NAME	POS	HT	YR	HOMETOWN/HIGH SCHOOL (PREVIOUS)
2	Katie Nelson	G	5-8	Gr.	Falmouth, Mass./Bishop Feehan (Boston)
3	Brooke Schramek	G	6-1	So.	Naperville, Ill./Benet Academy
5	Julie Pospisilová	G	6-0	Jr.	Prague, Czech Republic/Gym. Jaroslava Seiferta
10	Halle Douglass	G	6-1	So.	Lake Forest, Ill./Lake Forest
11	Maty Wilke	G	5-10	Fr.	Beaver Dam, Wis./Beaver Dam
14	Krystyna Ellew	G	5-10	Fr.	Chicago, Ill./Taft
20	Sacia Vanderpool	G	6-4	Fr.	Byron, Minn./Byron
22	Lovisa Djurström	F/C	6-4	So.	Gothenburg, Sweden/Marks Gymnasieskola
23	Lexi Duckett	G	5-11	RS So.	Daytona Beach, Fla./Father Lopez (UNC)
24	Natalie Leuzinger	G	5-8	So.	Monroe, Wis./Monroe
30	Sydney Hilliard	G	5-11	Jr.	Monroe, Wis./Monroe
40	Tara Stauffacher	G	5-11	Jr.	Columbus, Wis./Beaver Dam
41	Sara Stapleton	F/C	6-3	Jr.	Blaine, Minn./Centennial
44	Alex Luehring	G	6-2	Gr.	Verona, Wis./Verona (Green Bay)

Head Coach: Marisa Moseley

Associate Head Coach: Scott Merritt

Assistant Coaches: Kate Barnosky, Caroline Doty

Director of Operations: Mitch Simmons

Video Director: Will Watkins

Strength and Conditioning: A.J. Whitehead

Graduate Assistant: Estella Moschkau

PRONUNCIATION GUIDE: #3 Brooke SCHRA-mek | #5 Julie POHS-pish-eh-LOW-va | #10 HAL-ee Douglass | #11 MAT ee WILL key | #14 Christina ELL ew | #20 SAY sha VAN der pool | #22 LO-vee-sah JUR-strom | #24 Natalie LIGHT-zing-er | #40 Tara STAW fah ker | #44 Alex LEER ing

COMPARING THE TEAMS

	G	PPG	FG%	3-pt%	FT%	RPG	APG	TOPG	SPG	BPG	OPP PPG
Wisconsin	7	59.1	39.5	26.6	67.4	32.6	12.6	13.1	8.3	2.7	62.6
Virginia Tech	7	74.7	47.2	40.3	57.5	41.7	17.6	12.9	5.1	4.9	49.0

Ten with 32.6 rebounds per game. The Badgers give up 36.6 rebounds per game, which ranks 10th in the Big Ten, and has a rebounding margin of minus 4.0, which also ranks 14th in the Big Ten.

- UW has been outrebounded all but two games this season.
- Junior **Sydney Hilliard** leads the team with 5.1 rebounds per game while **Julie Pospíšilová** ranks second with 3.8 boards per game.

THAT'S A LOT OF MINUTES!

- Graduate student **Katie Nelson** and junior **Sydney Hilliard** rank first and fifth, respectively, in the Big Ten in minutes per game.
- Nelson averages 37.9 minutes per game while Hilliard ranks fifth with 34.6 minutes per game.
- Junior **Julie Pospíšilová** has not played in enough games this season to be ranked but the guard ranks second on the team with 36.2 minutes per game.

SEVEN SET CAREER HIGHS IN COLORADO

- Sophomore **Lovisa Djurström** played in both games, tying her career best with two rebounds vs. Boise State.
- Redshirt sophomore **Lexi Duckett** went 2-3 from the free-throw line vs. Colorado for career bests.
- Freshman **Krystyna Ellew** recorded a career-high two steals vs. Boise State and also dished off one assist vs. the Broncos to tie her career high. The guard also took a career-best five 3-point attempts against Colorado.
- Junior **Sydney Hilliard** tallied a career-high three blocks vs. the Buffs.
- Grad student **Katie Nelson** recorded just the ninth block of her career, tying her career high with one block vs. Colorado.
- Junior **Julie Pospíšilová** dished off a career-best eight assists vs. Boise State.
- Sophomore **Brooke Schramek** scored a career-high 11 points vs. Colorado, shooting career bests of 5-10 from the field. She also dished off a career-high three assists vs. the Buffs and tied her career best with two steals vs. Boise State.

I GOT THAT!

- Junior **Julie Pospíšilová** went over 400 career points at Milwaukee on Wednesday, scoring a season-high 19 points vs. the Panthers.

■ Junior **Sydney Hilliard** surpassed 700 career points with 20 points against Chicago State Nov. 22. She also pulled down career-rebound No. 300 at Colorado on Nov. 28.

- Graduate student **Katie Nelson** hit 400 career assists with five helpers against Chicago State on Nov. 22.
- Graduate student **Alex Luehring** went over 100 career rebounds vs. NJIT on Nov. 14. She also went over 200 points vs. St. Thomas on Nov. 10.
- Junior **Sara Stapleton** hit the 200-point mark vs. NJIT on Nov. 14.

CAREER COUNTDOWN WATCH

- Junior **Julie Pospíšilová** will reach 200 career rebounds, with eight boards.
- Sophomore **Brooke Schramek** is six points away from surpassing 100 career points in a Badger uniform.

IMPRESSIVE DEBUT FOR ELLEW

- Freshman **Krystyna Ellew** scored a game-high 29 points in the Badgers' season-opening 67-51 win over St. Thomas on Wednesday.
- It's believed to be the most points ever scored by a Big Ten freshman in her collegiate debut, surpassing the previous mark of 27 points done twice before—Illinois' Robin Preacely against Illinois State on Dec. 1, 1992, and Iowa's Caitlin Clark vs. Northern Iowa on Nov. 25, 2020.
- It also ties for fifth on the UW freshman single-game record list.

HAVING CAREER SEASONS

- Nine upperclassmen are having the best seasons of their careers in 2021-22 in at least one statistical category.
- Sophomore **Lovisa Djurström** is averaging a season-best 1.3 rebounds per game.
- Sophomore **Halle Douglass**, who missed the first two games of the season with a lower leg injury, is shooting a season-best 33.3%.
- Redshirt sophomore **Lexi Duckett** is averaging season bests of 1.9 points per game while shooting 28.6% from the field, including 30% from 3-point range. She also has two assists this season after tallying one assist as a freshman and also has first career block.
- Junior **Sydney Hilliard** is averaging a season-best 15.7 points per game while

SERIES HISTORY

Virginia Tech

Series tied 1-1

In Madison: Wisconsin leads 1-0

Neutral: Virginia Tech leads 1-0

Date	W/L	Score	Location
3/14/98	L	64-75	Gainesville, Fla.
12/4/08	W	61-52	Madison, Wis.

shooting 56.8% from the field. She is also averaging a season-best 1.9 steals per game.

- Fifth-year **Alex Luehring** is averaging a season-best 2.7 rebounds, 0.7 blocks and 0.7 steals per game.
- Junior **Julie Pospíšilová**, who missed the first two games of the season, playing with the Czech National Team, is averaging a season-best 15.2 points and 4.4 assists per game.
- Sophomore **Brooke Schramek** is averaging season bests of 4.9 points, 3.6 rebounds, 1.1 assists, and 0.9 steals per game. She is also shooting a season-best 37.8% from the field.
- Junior **Sara Stapleton** is averaging season-best 6.7 points per game and already has five steals this season, tallying 10 steals her first two seasons combined.
- Junior **Tara Stauffacher** is averaging a season-best 3.4 points and 2.3 rebounds per game while shooting 43.5% from the field.

MOSELEY RECOGNIZED

- Head coach **Marisa Moseley** was named one of 40 Under 40: Rising Stars in women's basketball, according to *The Athletic* on Nov. 23.

FIRST WIN FOR MOSELEY

- The Badgers opened their first season under head coach **Marisa Moseley** with a 67-51 win over St. Thomas on Nov. 10. Wisconsin outscored the Tommies 24-11 in the second quarter to pull away.

POSPÍŠILOVÁ PLAYS INTERNATIONAL

- Junior **Julie Pospíšilová** missed the first two games of the season, playing with the Czech Republic in the European Championships.
- The Czech team lost to Belarus, 66-60, on Nov. 13 with Pospíšilová scoring four points, adding two assists and one steal. On Nov. 14 the team defeated Ireland, 70-54, with Pospíšilová scoring seven points and adding three rebounds, three assists and one steal.

QUICK FACTS

School	University of Wisconsin
Location	Madison, Wis.
Population	263,332
Founded	1848
Enrollment	47,936
Nickname	Badgers
School Colors	Cardinal and White
Affiliation	NCAA Division I
Conference	Big Ten
Chancellor	Rebecca Blank
Director of Athletics	Chris MacIntosh
Athletic Dept. Phone	608-262-1866
Ticket Office Phone	608-262-1440
Website	UWBadgers.com
Twitter	@BadgerWBB
Instagram	badgerwbb
Facebook	/WisconsinWomensBasketball

BASKETBALL STAFF

Head Coach	Marisa Moseley
Alma Mater, Year	Boston University
Overall	47-34 (4th yr.)
Wisconsin	2-5 (1st yr.)

Associate Head Coach	Scott Merritt (1st Yr.)
Assistant Coach	Kate Barnosky (1st yr.)
Assistant Coach	Caroline Doty (1st yr.)
Strength & Conditioning Coach	AJ Whitehead
Graduate Assistant	Estella Moschkau
Director of Operations	Mitch Simmons
Video Coordinator	Will Watkins

KOHL CENTER

Opened	Jan. 20, 1998
Seasons	24th year
Capacity	17,142

2021-22 IN REVIEW

Overall Record	5-19
Big Ten Record (finish)	2-18 (14th)
Postseason	None

2021-22 TEAM INFORMATION

Starters Returning/Lost	3/2
Letterwinners Returning/Lost	9/3
Newcomers	4

TOP RETURNEES

Sydney Hilliard (Jr.)*	15.5 ppg, 5.3 rpg, 4.0 apg
Julie Pospíšilová (Jr.)*	8.9 ppg, 3.8 rpg, 3.7 apg
Sarah Stapleton (Jr.)*	6.5 ppg, 4.0 rpg
* 2020-21 Starter	

NEWCOMERS

Lexi Duckett (RS So.)	Daytona Beach, Fla./UNC
Krystyna Ellew (Fr.)	Chicago, Ill.
Katie Nelson (Gr.)	Falmouth, Mass./Boston Univ.
Sacia Vanderpool (Fr.)	Byron, Minn.
Maty Wilke (Fr.)	Beaver Dam, Wis.

TEAM HISTORY

First Year	1974-75
Years	49th year
Overall record	623-726 (.462)
Big Ten record	246-423 (.368)

NCAA TOURNAMENT HISTORY

Appearances (Last)	7 (2010)
Record	2-7

- Over the two games, Pospíšilová averaged 18 minutes, 5.5 points, 1.5 rebounds, 2.5 assists and 1.0 steals per game.

STARTERS, STATS RETURN

- Wisconsin returns nine letter winners and three starters from last season. Leading the team is **Sydney Hilliard**, who averaged a team-best 15.5 ppg last season, earning consensus honorable mention All-Big Ten selection in 2021. Other returning starters include **Julie Pospíšilová** (8.9 ppg/3.7 apg) and **Sarah Stapleton** (6.5 ppg/4.0 rpg).
- The Badgers return 83.4% of their assists, 72% of their 3-pointers, 62% of their points, and 60% of their rebounds from last season.

BADGER STATE PRIDE

- The Badgers' goal is to keep the best talent from the state at the UW and the coaches are doing that.
- Wisconsin's 2021-22 roster features five Badger state natives, including two players from Monroe and two from Beaver Dam High School.
- **Sydney Hilliard** was honored as the 2019 Point Guard of the Year at Monroe High School. **Tara Stauffacher** was ranked as the No. 1 player in the state in 2019 by MaxPreps.com for Beaver Dam High School. Freshman **Maty Wilke** joins the Badgers this season after standout career at Beaver Dam.
- Other Wisconsin natives include **Natalie Leuzinger** from Monroe and **Alex Luehring** from Verona.

BADGERS WELCOME FIVE

- The Badgers added five new athletes to the team in 2021-22.
- Graduate student **Katie Nelson** comes to Wisconsin after playing at Boston University under head coach Marisa

Moseley the last four years. Nelson was a three-time All-Patriot League pick, including first-team honors in 2021. The 5-foot-8 guard scored more than 1,000 points and led the Terriers in assists all three years.

- Redshirt sophomore **Lexi Duckett** will see her first playing this season after transferring from North Carolina at semester break in 2020-21. The 5-foot-11 guard played in 17 games with the Tarheels in 2019-20, averaging 1.0 points and 0.6 rebounds per game.
- Wisconsin also signed three for the 2021-22 season—**Maty Wilke**, a 5-foot-10 guard from Beaver Dam; **Sacia Vanderpool**, a 6-foot-4 forward from Byron, Minnesota; and **Krystyna Ellew**, a 5-foot-10 guard from Chicago.
- A three-time first-team all-conference selection, Wilke was named the 2020 Badger Conference Player of the Year. In 2019-20, she averaged 16.6 points, 7.4 rebounds, 4.8 assists and 3.6 steals per game. Wilke led the Golden Beavers to three Division 2 state tournaments, including two state championships, and earned unanimous first-team All-State honors in 2020.
- Vanderpool was a 2021 3A state all star and two-time team MVP. She averaged 16.9 points, 9.4 rebounds and 3.0 blocks per game as a senior. Vanderpool set a school record for most blocks in a game with 13 as a junior.
- Ellew is the all-time leading scorer at Taft High School. She is a three-time all-conference and Chicago All-City selection as well as first-team all-state honors as a senior. Ellew has averaged 20-plus points and eight-plus rebounds per game throughout her career, recording career highs of 58 points and 20 rebounds.



THE MOSELEY FILE

• Wisconsin Record:	2-5 (1st yr.)
• Career Record:	47-34 (4th yr.)
• Big Ten Record:	0-0
• Alma Mater:	Boston, 2004

NOTABLE ATHLETES

WNBA ATHLETES

Tina Charles	Napheesa Collier
Stefanie Dolson	Bria Hartley
Moriah Jefferson	Maya Moore
Breanna Stewart	Kia Nurse
Morgan Tuck	Megan Walker
Katie Lou Samuelson	Gabby Nurse
Kaleena Mosqueda-Lewis	Kiah Stokes

ALL-AMERICANS

Gabby Williams, UConn—2017, '18
 Katie Lou Samuelson, UConn—2017, '18
 Napheesa Collier, UConn—2017
 Breanna Stewart, UConn—2014, '15, '16
 Moriah Jefferson, UConn—2015, '16
 Morgan Tuck, UConn—2016
 Kaleena Mosqueda-Lewis, UConn—2013, '15
 Stefanie Dolson, UConn—2013, '15
 Bria Hartley, UConn—2012, '14
 Maya Moore, UConn—2010, '11
 Tina Charles, UConn—2010

OLYMPIANS

2020: Breanna Stewart, Tina Charles, Napheesa Collier (Gold, USA)
 Stefanie Dolson (Gold—3x3)
 Gabby Williams (Bronze, France)
 Kia Nurse (Canada)

2016: Maya Moore, Breanna Stewart (Gold, USA)
 Kia Nurse (Canada)

2012: Tina Charles, Maya Moore (Gold, USA)

AP NATIONAL PLAYERS OF THE YEAR

Breanna Stewart, UConn—2016, '15, '14
 Maya Moore, UConn—2014

HEAD COACH MARISA MOSELEY

- Named head coach of the Badgers in March 2021
- Won her first game at Wisconsin vs. St. Thomas on Nov. 10, 2021
- Spent three seasons as the head coach at Boston University, compiling a 45-29 record
- Named the 2018-19 Patriot League Coach of the Year
- Two-time Patriot League Tournament participants
- Six Patriot League honorees
- Spent nine seasons as assistant coach at Connecticut
- Won five NCAA championships and nine conference titles with the Huskies
- Coached three National Players of the Year and 11 All-Americans
- Coached seven Olympians
- Spent two seasons as assistant coach at Minnesota and one year as assistant coach at Denver
- Founding member of the Patriot League's Anti-Racism Commission
- Member of the University of Connecticut's Diversity Council
- Member of the University of Denver's Diversity, Equity and Inclusion Committee
- Four-year letterwinner at Boston University from 2000-04
- Earned third-team all-conference honors
- Named team defensive player of the year
- Four-year member of the America East Honor Roll

Moseley year by year

Wisconsin—Head Coach

Year	Record	Pct.	Conf.	Record	Place	Postseason
2020-21	2-5	.289	B1G	0-0		
1st year	2-5	.289		0-0	.000	

Boston University—Head Coach

Year	Record	Pct.	Conf.	Record	Place	Postseason
2020-21	12-3	.800	10-2	.167	1st	PL Tournament Runner-Up
2019-20	18-12	.600	12-6	.222	2nd	PL Tournament Semifinals
2018-19	15-14	.517	11-7	.125	4th	PL Tournament Quarterfinals
3 years	45-29	.613	33-15	.679		

Head Coaching Record

Year	Record	Pct.	Conf.	Record
4th year	47-34	.580	33-15	.679

UConn—Assistant Coach

Year	Record	Pct.	Conf.	Record	Place	Postseason
2017-18	36-1	.973	16-0	1.000	1st	Final Four
2016-17	26-1	.963	16-0	1.000	1st	Final Four
2015-16	28-0	1.000	18-0	1.000	1st	National Champions
2014-15	38-1	.974	18-0	1.000	1st	National Champions
2013-14	40-0	1.000	18-0	1.000	1st	National Champions
2012-13	35-4	.897	14-2	.875	2nd	National Champions
2011-12	33-5	.868	13-3	.813	3rd	Final Four
2010-11	36-2	.947	16-0	1.000	1st	Final Four
2009-10	39-0	1.000	16-0	1.000	1st	National Champions
9 years	330-14	.959	145-5	.967		

2021-22 Record . . .

Overall:	2-4
Home:	1-2
Away:	0-2
Neutral:	1-0
Leads at halftime:	2-1
Trails at halftime:	0-2
Tied at halftime:	0-1
Against AP-ranked opponents:	0-0
Against unranked teams:	2-4
Big Ten:	0-0
Leads at halftime:	0-0
Trails at halftime:	0-0
Against AP-ranked opponents:	0-0
Against unranked teams:	0-0
More field goals than opponent:	2-1
Fewer field goals than opponent:	0-3
Higher FG % than opponent:	2-2
Lower FG % than opponent:	0-2
More 3-pt field goals than opponent:	1-0
Fewer 3-pt field goals than opponent:	1-3
Same 3-pt field goals as opponents:	0-1
Higher 3-pt FG% than opponent:	2-0
Lower 3-pt FG% than opponent:	0-4
More free throws than opponent:	1-2
Fewer free throws than opponent:	0-2
Same free throws as opponent:	1-0
Higher FT % than opponent:	1-1
Lower FT % than opponent:	1-3
More rebounds than opponent:	1-0
Fewer rebounds than opponent:	0-4
Same rebounds as opponent:	1-0
More fouls than opponent:	0-2
Fewer fouls than opponent:	2-2
More turnovers than opponent:	0-1
Fewer turnovers than opponent:	2-3
Scores 70-79 points:	0-0
Scores 60-69 points:	2-2
Scores 50-59 points:	0-1
Scores less than 50 points:	0-1
Allows 70-79 points:	0-2
Allows 60-69 points:	0-2
Allows less than 60 points:	2-0
UW shot 40% or better from field:	1-1
UW shot less than 40% from field:	1-3
Opponent shot 40% or better from field:	1-3
Opponent shot less than 40% from field:	1-1
UW bench outscores opponents' bench:	2-1
Opponent bench outscores UW's bench:	0-3
On Sunday:	0-1
On Monday:	0-1
On Wednesday:	1-1
On Thursday:	0-0
On Friday:	0-1
On Saturday:	1-0
Games are decided by:	
Five points or less:	0-0
Six to 10 points:	0-1
More than 10 points:	2-2
No player scores in double digits:	0-0
One player scores in double digits:	0-0
Two players score in double digits:	2-3
Three players score in double digits:	0-0
Four players score in double digits:	0-0
Longest win streak:	1
Current win streak:	0
Longest losing streak:	4
Current losing streak:	1

Charting the Badgers

GAMES PLAYED

	2017-18	2018-19	2019-20	2020-21	2021-22	Total	Current Streak	Longest Streak
Katie Nelson	29*	29*	30*	15*	7	110/7	110/7	110/7
Alex Luehring	RS	23	27	19	7	76	16	23
Julie Pospíšilová	—	—	31	21	5	57	5	44
Tara Stauffacher	—	—	30	22	7	59	28	30
Sydney Hilliard	—	—	29	22	7	58	55	55
Sara Stapleton	—	—	21	20	7	48	8	25
Brooke Schramek	—	—	—	19	7	26	24	24
Lexi Duckett	—	—	—	17 #	7	24	7	7
Halle Douglass	—	—	—	17	4	21	2	15
Lovisa Djurström	—	—	—	12	3	15	2	5
Natalie Leuzinger	—	—	—	9	2	11	2	3
Krystyna Ellew	—	—	—	—	7	7	7	7

GAMES STARTED

	2017-18	2018-19	2019-20	2020-21	2021-22	Total	Current Streak	Longest Streak
Katie Nelson	29*	29*	30*	15*	7	110/7	110/7	110/7
Sydney Hilliard	—	—	23	22	7	52	52	52
Julie Pospíšilová	—	—	9	21	5	35	5	13
Sara Stapleton	—	—	0	18	7	25	7	16
Brooke Schramek	—	—	—	0	5	5	3	3
Alex Luehring	RS	4	0	0	—	4	0	4
Krystyna Ellew	—	—	—	—	4	4	0	4
Sara Stauffacher	—	—	0	3	—	3	0	2
Halle Douglass	—	—	—	1	—	1	0	1

DOUBLE-DIGIT SCORING

	2017-18	2018-19	2019-20	2020-21	2021-22	Total	Current Streak	Longest Streak
Katie Nelson	11*	15*	22*	9*	—	47	0	6
Sydney Hilliard	—	—	12	18	7	37	8	10
Julie Pospíšilová	—	—	4	6	5	15	5	5
Alex Luehring	RS	6	0	0	—	7	0	2
Sara Stapleton	—	—	0	5	1	6	0	2
Krystyna Ellew	—	—	—	—	1	1	0	1
Brooke Schramek	—	—	—	0	1	1	1	1

20+ SCORING

	2017-18	2018-19	2019-20	2020-21	2021-22	Total	Current Streak	Longest Streak
Katie Nelson	1*	3*	4*	2*	—	9	0	2
Sydney Hilliard	—	—	1	7	1	9	1	3
Julie Pospíšilová	—	—	0	3	—	3	0	1
Krystyna Ellew	—	—	—	—	1	1	0	1

DOUBLE-DIGIT REBOUNDING

	2017-18	2018-19	2019-20	2020-21	2021-22	Total	Current Streak	Longest Streak
Sydney Hilliard	—	—	2	0	—	2	0	1
Sara Stapleton	—	—	0	1	—	1	0	1
Tara Stauffacher	—	—	1	0	—	1	0	1

— Did not compete that season

Career/UW Totals

* at Boston University

at North Carolina

LED TEAM IN SCORING

	2017-18	2018-19	2019-20	2020-21	2021-22	Total
Katie Nelson	7 [^]	7 [^]	8 [^]	4 [^]	0	19
Sydney Hilliard	—	—	2	11	4	17
Julie Pospíšilová	—	—	2	3	2	7
Alex Luehring	—	1	0	0	0	1
Brooke Schramek	—	—	—	1	0	1
Krystyna Ellew	—	—	—	—	1	1

LED TEAM IN REBOUNDING

	2017-18	2018-19	2019-20	2020-21	2021-22	Total
Sydney Hilliard	—	—	3	4	3	10
Katie Nelson	2 [^]	0 [^]	2 [^]	1 [^]	1	6
Julie Pospíšilová	—	—	1	2	2	5
Alex Luehring	—	0	0	1	1	2
Tara Stauffacher	—	—	1	0	0	1
Sara Stapleton	—	—	0	2	0	1

LED TEAM IN ASSISTS

	2017-18	2018-19	2019-20	2020-21	2021-22	Total
Katie Nelson	15 [^]	23 [^]	16 [^]	11 [^]	4	79
Sydney Hilliard	—	—	6	11	1	18
Julie Pospíšilová	—	—	5	10	3	18
Alex Luehring	—	1	0	0	0	1
Halle Douglass	—	—	—	1	0	1
Sara Stapleton	—	—	0	1	0	1

LED TEAM IN STEALS

	2017-18	2018-19	2019-20	2020-21	2021-22	Total
Katie Nelson	10 [^]	12 [^]	8 [^]	7 [^]	2	39
Julie Pospíšilová	—	—	6	10	2	18
Sydney Hilliard	—	—	10	5	2	17
Tara Stauffacher	—	—	2	1	0	3
Sara Stapleton	—	—	0	2	1	3
Alex Luehring	—	2	0	0	0	2
Halle Douglass	—	—	—	1	0	1

LED TEAM IN BLOCKS

	2017-18	2018-19	2019-20	2020-21	2021-22	Total
Julie Pospíšilová	—	—	5	9	3	17
Sara Stapleton	—	—	4	6	1	11
Sydney Hilliard	—	—	2	1	0	3
Katie Nelson	2 [^]	1 [^]	0 [^]	0 [^]	0	3
Alex Luehring	—	0	0	1	3	4
Halle Douglass	—	—	—	2	0	2
Tara Stauffacher	—	—	—	1	0	1
Krystyna Ellew	—	—	—	—	1	1
Brooke Schramek	—	—	—	0	1	1

— Did not compete that season

Includes ties

[^] at Boston University**CAREER DOUBLE-DOUBLES****Sydney Hilliard (Career—2/2020-21—1)**

21 points, 11 assists vs. Minnesota, 1/3/21

15 points, 11 rebounds vs. Prairie View, 12/20/19

Sara Stapleton (Career—1/2020-21—1)

11 points, 11 rebounds vs. Western Illinois, 11/29/20

2020-21 STARTING LINEUPS

Nelson, Hilliard, Ellew, Schramek, Stapleton 1-1

Nelson, Hillard, Ellew, Pospíšilová, Stapleton 0-2

Nelson, Hilliard, Pospíšilová, Stapleton, Schramek 1-2

2 | KATIE NELSON

Graduate Student | Guard | 5-8
Falmouth, Mass. | Bishop Feehan | Boston University



Instagram: knelson44



Honors: 2020 All-Patriot League Second Team... 2019 All-Patriot League Third Team... 2018 Patriot League All-Rookie Team... Patriot League Rookie of the Week - Nov. 20, 2017, Nov. 27, 2017... 2018, 2019, 2020 Patriot League Academic Honor Roll

Of note: Graduate transfer from Boston University ... started all 103 games at BU and led the team in assists and minutes in each of her four seasons

2021-22: Started her first game as a Badger vs. St. Thomas (Nov. 10) ... has started all seven games ... leads the Big Ten with 37.9 minutes per game ... ranks fifth on the team with 5.3 points per game ... leads the team and ranks 12th in the Big Ten with 4.1 assists per game ... ranks third in the Big Ten with a 3.2 assist-to-turnover ratio ... adds 1.7 steals, which ties for 12th in the Big Ten, and 3.3 rebounds per game ... had a season-high seven rebounds at Colorado (Nov. 28)

GAME-BY-GAME STATISTICS

Opponent	Date	GS	MIN	Total		3-Pointers		Free throws		Rebounds				PF	A	TO	BLK	STL	PTS	AVG
				FG-FGA	PCT	3FG-3FGA	PCT	FT-FTA	PCT	OFF	DEF	TOT	AVG							
St. Thomas (MN)	11/10/2021	*	38:30	3-8	.375	0-2	.000	0-0	.000	1	2	3	3.0	1	4	4	0	4	6	6.0
NJIT	11/14/2021	*	40:00	3-10	.300	2-5	.400	0-0	.000	0	0	0	1.5	3	6	0	0	3	8	7.0
at Bradley	11/19/2021	*	38:37	1-6	.167	1-4	.250	0-0	.000	2	2	4	2.3	2	6	0	0	0	3	5.7
Chicago St.	11/22/2021	*	43:56	2-10	.200	1-5	.200	3-4	.750	1	3	4	2.8	3	5	1	0	1	8	6.3
at Milwaukee	11/24/2021	*	37:39	3-8	.375	1-4	.250	0-0	.000	0	1	1	2.4	2	1	0	0	1	7	6.4
vs Boise St.	11/27/2021	*	29:37	1-4	.250	1-2	.500	0-0	.000	1	3	4	2.7	0	4	1	0	3	3	5.8
at Colorado	11/28/2021	*	36:54	1-3	.333	0-2	.000	0-0	.000	3	4	7	3.3	2	3	3	1	0	2	5.3
Totals		7	265:13	14-49	.286	6-24	.250	3-4	.750	8	15	23	3.3	13	29	9	1	12	37	5.3

Player Averages

Games Played	Minutes/ game	Points/ game	FG Pct	3FG Pct	FT Pct	Rebounds/ game	Assists/ game	Turnovers/ game	Assist/Turnover ratio	Steals/ game	Blocks/ game
7	37.9	5.3	28.6	25.0	75.0	3.3	4.1	1.3	3.2	1.7	0.1

CAREER STATISTICS

SEASON	TEAM	GP-GS	MIN/AVG	Field Goals		3-Point		F-Throws		Rebounds				Scoring						
				FG-FGA	FG%	3FG-3FGA	3FG%	FT-FTA	FT%	OFF	DEF	TOT	AVG	PF-FO	A	TO	BLK	STL	PTS	AVG
2017-18	BU	29-29	1010/34.8	95-264	.360	55-142	.387	29-43	.674	31	72	103	3.6	59-0	99	117	4	38	274	9.4
2018-19	BU	29-29	1100/37.9	96-264	.364	51-155	.329	56-69	.812	19	72	91	3.1	53-1	108	95	3	35	299	10.3
2019-20	BU	30-30	1183/39.4	125-327	.382	56-172	.326	67-91	.736	21	80	101	3.4	55-0	108	89	0	27	373	12.4
2020-21	BU	15-15	536/35.7	67-140	.479	28-69	.406	18-27	.667	16	39	55	3.7	21-0	64	26	1	24	180	12.0
2021-22	Wisc	7-7	265/37.9	14-49	.286	6-24	.250	3-4	.750	8	15	23	3.3	13-0	29	9	1	12	37	5.3
TOTAL FOR Wisc		7-7	265/37.9	14-49	.286	6-24	.250	3-4	.750	8	15	23	3.3	13-0	29	9	1	12	37	5.3
TOTAL		110-110	4094/37.2	397-1044	.380	196-562	.349	173-234	.739	95	278	373	3.4	201-1	408	336	9	136	1163	10.6

Single Game Highs

Statistic	Value
Points	29 vs Northeastern 12/29/19
Rebounds	9 at California 12/07/19, at Lafayette 01/02/20
Assists	8 4 times
Steals	4 9 times
Blocks	1 9 times
FG Made	10 at Delaware 11/19/17
FG Attempts	18 vs Holy Cross 01/25/20
3FG Made	7 vs Dartmouth 12/21/19
3FG Attempts	12 at Harvard 11/21/17, vs Holy Cross 01/25/20
FT Made	7 4 times
FT Attempts	10 at Lafayette 02/07/21

3 | BROOKE SCHRAMEK

Sophomore | Guard | 6-1
Naperville, Ill. | Benet Academy



Instagram: brooke.schramek3



Of Note: Joins notable former Benet athletes that have attended Wisconsin: men’s basketball 2015 National Player of the year Frank Kaminski and women’s basketball alum Jordan Wilson (2002-06) ... sister Emily played basketball at Northern Michigan (2015-18) ... sister Kendal is a senior forward at UW-Oshkosh

2020-21: Has played in seven games, starting five ... averaging 21.7 minutes per game ... started her first game as a Badger vs. St. Thomas (Nov. 10) ... scored a career-high 11 points at Colorado (Nov. 28) ... averaging 4.9 points per game ... pulled down a career-high seven rebounds vs. Chicago State (Nov. 22) while adding a career-high three blocks ... averaging 3.6 rebounds per game ... dished off a career-high three assists at Colorado ... adds 1.1 assists per game ... tied her career-high with two steals vs. the Buffs ... adds 0.9 steals per game

GAME-BY-GAME STATISTICS

Opponent	Date	GS	MIN	Total		3-Pointers		Free throws		Rebounds				PF	A	TO	BLK	STL	PTS	AVG
				FG-FGA	PCT	3FG-3FGA	PCT	FT-FTA	PCT	OFF	DEF	TOT	AVG							
St. Thomas (MN)	11/10/2021	*	25:09	0-5	.000	0-1	.000	0-0	.000	3	2	5	5.0	2	0	0	0	1	0	0.0
NJIT	11/14/2021	*	12:22	1-4	.250	0-2	.000	0-0	.000	0	2	2	3.5	0	0	2	0	0	2	1.0
at Bradley	11/19/2021		09:29	0-2	.000	0-0	.000	0-2	.000	2	1	3	3.3	0	2	0	0	0	0	0.7
Chicago St.	11/22/2021		26:41	2-5	.400	0-1	.000	2-4	.500	3	4	7	4.3	5	1	0	3	1	6	2.0
at Milwaukee	11/24/2021	*	27:01	3-6	.500	1-3	.333	0-0	.000	1	1	2	3.8	4	2	4	0	1	7	3.0
vs Boise St.	11/27/2021	*	20:01	3-5	.600	0-1	.000	2-2	1.000	2	0	2	3.5	4	0	4	0	2	8	3.8
at Colorado	11/28/2021	*	31:30	5-10	.500	1-3	.333	0-1	.000	1	3	4	3.6	2	3	1	0	1	11	4.9
Totals			5 152:14	14-37	.378	2-11	.182	4-9	.444	12	13	25	3.6	17	8	11	3	6	34	4.9

Player Averages

Games Played	Minutes/ game	Points/ game	FG Pct	3FG Pct	FT Pct	Rebounds/ game	Assists/ game	Turnovers/ game	Assist/Turnover ratio	Steals/ game	Blocks/ game
7	21.7	4.9	37.8	18.2	44.4	3.6	1.1	1.6	0.7	0.9	0.4

CAREER STATISTICS

			Field Goals		3-Point		F-Throws		Rebounds				Scoring							
SEASON	TEAM	GP-GS	MIN/AVG	FG-FGA	FG%	3FG-3FGA	3FG%	FT-FTA	FT%	OFF	DEF	TOT	AVG	PF-FO	A	TO	BLK	STL	PTS	AVG
2020-21	Wisc	21-0	337/16.1	17-70	.243	7-30	.233	19-32	.594	15	23	38	1.8	37-0	13	22	6	3	60	2.9
2021-22	Wisc	7-5	152/21.7	14-37	.378	2-11	.182	4-9	.444	12	13	25	3.6	17-1	8	11	3	6	34	4.9
TOTAL			28-5	490/17.5	31-107	.290	9-41	.220	23-41	.561	27	36	63	2.3	54-1	21	33	9	94	3.4

Single Game Highs

Statistic	Value
Points	11 at Colorado 11/28/21
Rebounds	7 vs Chicago St. 11/22/21
Assists	3 at Colorado 11/28/21
Steals	2 at Michigan St. 03/06/21, vs Boise St. 11/27/21
Blocks	3 vs Chicago St. 11/22/21
FG Made	5 at Colorado 11/28/21
FG Attempts	10 at Colorado 11/28/21
3FG Made	2 at Michigan 12/31/20
3FG Attempts	5 vs Iowa 02/28/21
FT Made	5 at Michigan St. 03/06/21
FT Attempts	7 at Iowa 12/05/20

5 | JULIE POSPÍŠILOVÁ

Junior | Guard | 6-0
Prague, Czech Republic | Jaroslava Seiferta



Twitter: @Julpospisilova | Instagram: Pospisilovajulie



Honors: 2021 Academic All-Big Ten

Of Note: First Badger from the Czech Republic ... competed with the Czech National Team for two games in November ... trained with the Czech Senior National team during the summer of 2021 ... played on the Czech Republic Junior National Team for five years, competing in five European Championships, winning gold medals in 2015 and 2018 ... in 2016-17, Pospisilova was part of a student exchange program at Downers Grove North High School in Illinois, where she averaged 13.4 points and 6.1 rebounds per game ... also played for Chicago Hoops Express Nike Blue Star team

2020-21: Missed the first two games of the season to play with the Czech National Team in the European Championship ... returned for the game at Bradley (Nov. 19) where she started and played 38 minutes ... scored 17 points while adding a game-high eight rebounds and six assists vs. the Braves ... has scored in double figures all five games, ranking second on the team with 15.2 points per game ... scored a season-high 19 points at Milwaukee (Nov. 24), shooting 8-16 from the field ... dished off a career-high eight assists vs. Boise State (Nov. 27) ... adds 3.8 rebounds, 4.4 assists and 1.8 steals per game

GAME-BY-GAME STATISTICS

Opponent	Date	GS	MIN	Total		3-Pointers		Free throws		Rebounds				PF	A	TO	BLK	STL	PTS	AVG
				FG-FGA	PCT	3FG-3FGA	PCT	FT-FTA	PCT	OFF	DEF	TOT	AVG							
at Bradley	11/19/2021	*	38:14	7-22	.318	2-6	.333	1-1	1.000	4	4	8	8.0	4	6	2	0	2	17	17.0
Chicago St.	11/22/2021	*	32:55	2-8	.250	1-5	.200	10-14	.714	0	0	0	4.0	5	2	3	0	1	15	16.0
at Milwaukee	11/24/2021	*	39:14	8-16	.500	2-5	.400	1-1	1.000	1	1	2	3.3	2	5	2	1	3	19	17.0
vs Boise St.	11/27/2021	*	33:16	5-15	.333	3-7	.429	2-2	1.000	1	6	7	4.3	1	8	1	1	0	15	16.5
at Colorado	11/28/2021	*	37:14	4-12	.333	2-7	.286	0-0	.000	0	2	2	3.8	1	1	5	2	3	10	15.2
Totals			5 180:53	26-73	.356	10-30	.333	14-18	.778	6	13	19	3.8	13	22	13	4	9	76	15.2

Games Played	Minutes/game	Points/game	FG Pct	3FG Pct	FT Pct	Rebounds/game	Assists/game	Turnovers/game	Assist/Turnover ratio	Steals/game	Blocks/game
5	36.2	15.2	35.6	33.3	77.8	3.8	4.4	2.6	1.7	1.8	0.8

CAREER STATISTICS

SEASON TEAM	GP-GS	MIN/AVG	Field Goals		3-Point		F-Throws		Rebounds				PF-FO	A	TO	BLK	STL	Scoring	
			FG-FGA	FG%	3FG-3FGA	3FG%	FT-FTA	FT%	OFF	DEF	TOT	AVG						PTS	AVG
2019-20 Wisc	31-9	636/20.5	61-175	.349	32-90	.356	3-4	.750	26	60	86	2.8	65-2	60	59	15	19	157	5.1
2020-21 Wisc	23-23	713/31.0	82-201	.408	30-82	.366	10-18	.556	19	68	87	3.8	60-1	86	101	27	39	204	8.9
2021-22 Wisc	5-5	181/36.2	26-73	.356	10-30	.333	14-18	.778	6	13	19	3.8	13-1	22	13	4	9	76	15.2
TOTAL	59-37	1530/25.9	169-449	.376	72-202	.356	27-40	.675	51	141	192	3.3	138-4	168	173	46	67	437	7.4

Statistic	Value
Points	28 vs Minnesota 01/03/21
Rebounds	9 at Iowa 12/05/20
Assists	8 vs Boise St. 11/27/21
Steals	6 vs Western Ill. 11/29/20
Blocks	4 vs Valparaiso 12/20/20
FG Made	10 vs Minnesota 01/03/21
FG Attempts	22 at Bradley 11/19/21
3FG Made	5 vs Valparaiso 12/20/20, vs Minnesota 01/03/21
3FG Attempts	8 vs Minnesota 01/03/21
FT Made	10 vs Chicago St. 11/22/21
FT Attempts	14 vs Chicago St. 11/22/21

10 | HALLE DOUGLASS

Freshman | Guard | 6-1
Lake Forest, Ill. | Lake Forest



Twitter: @halledouglass | Instagram: halledouglass_



Of Note: Parents are both UW graduates ... her father Billy was a guard for the Badgers from 1988-92, serving as team co-captain in 1991-92

2021-22: Missed the first two games of the season with a lower leg injury ... returned vs. Bradley (Nov. 19) where she played 14 minutes, scoring two points and pulling down three rebounds while adding two steals and one assist ... played five minutes vs. Chicago State (Nov. 22), recording two rebounds and one block

High School: Ranked 93rd by Prospects Nation ... ranked 99th by ESPNW's 2020 HoopGurlz Top 100 ... two-time North Suburban Conference Player of the Year (2019, 2020) ... selected to the Adidas AAU All-American Team and played internationally in Spain

GAME-BY-GAME STATISTICS

Opponent	Date	GS	MIN	Total		3-Pointers		Free throws		Rebounds											
				FG-FGA	PCT	3FG-3FGA	PCT	FT-FTA	PCT	OFF	DEF	TOT	AVG	PF	A	TO	BLK	STL	PTS	AVG	
at Bradley	11/19/2021		14:00	1-3	.333	0-1	.000	0-0	.000	1	2	3	3.0	2	1	1	0	2	2	2.0	
Chicago St.	11/22/2021		05:12	0-0	.000	0-0	.000	0-0	.000	0	2	2	2.5	3	0	1	1	0	0	1.0	
vs Boise St.	11/27/2021		03:01	0-0	.000	0-0	.000	0-0	.000	0	0	0	1.7	0	0	1	0	0	0	0.7	
at Colorado	11/28/2021		00:40	0-0	.000	0-0	.000	0-0	.000	0	0	0	1.3	0	0	0	0	0	0	0.5	
Totals		0	22:53	1-3	.333	0-1	.000	0-0	.000	1	4	5	1.3	5	1	3	1	2	2	0.5	

Player Averages

Games Played	Minutes/game	Points/game	FG Pct	3FG Pct	FT Pct	Rebounds/game	Assists/game	Turnovers/game	Assist/Turnover ratio	Steals/game	Blocks/game
4	5.7	0.5	33.3	0.0	0.0	1.3	0.3	0.8	0.3	0.5	0.3

CAREER STATISTICS

		Field Goals				3-Point		F-Throws		Rebounds								Scoring		
SEASON	TEAM	GP-GS	MIN/AVG	FG-FGA	FG%	3FG-3FGA	3FG%	FT-FTA	FT%	OFF	DEF	TOT	AVG	PF-FO	A	TO	BLK	STL	PTS	AVG
2020-21	Wisc	19-1	339/17.8	15-53	.283	6-22	.273	10-13	.769	9	28	37	1.9	29-0	30	29	4	6	46	2.4
2021-22	Wisc	4-0	23/5.7	1-3	.333	0-1	.000	0-0	.000	1	4	5	1.3	5-0	1	3	1	2	2	0.5
TOTAL		23-1	362/15.7	16-56	.286	6-23	.261	10-13	.769	10	32	42	1.8	34-0	31	32	5	8	48	2.1

Single Game Highs

Statistic	Value
Points	9 at Purdue 01/21/21
Rebounds	6 vs Illinois 01/31/21
Assists	4 vs Northwestern 01/06/21
Steals	2 vs Indiana 02/24/21, at Bradley 11/19/21
Blocks	1 5 times
FG Made	3 at Purdue 01/21/21
FG Attempts	6 vs Illinois 01/31/21
3FG Made	2 at Purdue 01/21/21
3FG Attempts	4 vs Michigan St. 01/24/21
FT Made	2 4 times
FT Attempts	3 vs Northwestern 01/06/21

11 | MATY WILKE

Freshman | Guard | 5-10
Beaver Dam, Wis. | Beaver Dam



Twitter: @MatyWilke | Instagram: matywilke



Of Note: Recovering from torn ACL she suffered in December 2020

High School: Three-time first-team all-conference selection ... 2020 Conference Player of the Year ... as a senior, averaged 21.8 points, 8.6 assists, 6.1 rebounds and 4.4 steals per game before getting injured ... as a junior, averaged 16.6 points, 7.4 rebounds, 4.8 assists and 3.6 steals per game ... under coach Tim Chase, led the Golden Beavers to three Division 2 state tournaments, including two state championships 2020 All-State First Team unanimous honors ... also played for the North Tartan EYBL AAU program led by coach Gerard Coury and Bill Larson ... also played softball and participated in golf ... member of the National Honor Society

GAME-BY-GAME STATISTICS

CAREER STATISTICS

14 | KRYSTYNA ELLEW

Freshman | Guard | 5-10
Chicago, Ill. | Taft



Twitter: @KrystynaEllew | Instagram: t.ellew



2020-21: Has played in seven games, starting four, averaging 21.4 minutes per games ... started her first game as a Badger vs. St. Thomas (Nov. 10) ... scored 29 points vs. the Tommies, which ties for fifth on the UW freshman single-game record list and is a Big Ten record for most points scored in a career opener by a women's basketball player ... ties for third on the team with 6.7 points per game ... shooting a team-best 11-12 (91.7%) from the free-throw line ... ranks fifth on the team with 3.4 rebounds per game ... recorded a career-high seven rebounds vs. NJIT (Nov. 14) ... had a career-high two steals vs. Boise State (Nov. 27)

High School: 2021 IBCA First-team All-State and AP Second-Team All-State ... averaged 21 points, 9 rebounds and 4 assists per game as a senior ... all-time leading scorer (1,758 pts) for coach Iveta Salkauske at Taft High School ... four-time all-conference and the Chicago All-City ... averaged 20-plus points and 8-plus rebounds over her career ... scored a single-game record of 58 pts on 25 FG vs. Lane Tech in 2019 ... has shot 88 percent from behind the line over her career and recorded 33 consecutive made FTs ... 2018 and 2019 third-team All-State Third-Team ... represented the region at the Downstate 3-Point Championship in 2019 and 2017

GAME-BY-GAME STATISTICS

Opponent	Date	GS	MIN	Total		3-Pointers		Free throws		Rebounds				PF	A	TO	BLK	STL	PTS	AVG
				FG-FGA	PCT	3FG-3FGA	PCT	FT-FTA	PCT	OFF	DEF	TOT	AVG							
St. Thomas (MN)	11/10/2021	*	34:47	9-15	.600	3-5	.600	8-8	1.000	2	3	5	5.0	2	0	2	1	1	29	29.0
NJIT	11/14/2021	*	29:20	0-6	.000	0-3	.000	0-0	.000	3	4	7	6.0	3	1	1	0	0	0	14.5
at Bradley	11/19/2021	*	16:13	1-3	.333	1-2	.500	0-0	.000	0	1	1	4.3	1	0	0	0	0	3	10.7
Chicago St.	11/22/2021	*	16:30	1-7	.143	1-3	.333	1-2	.500	0	2	2	3.8	2	0	1	0	0	4	9.0
at Milwaukee	11/24/2021		19:27	1-5	.200	0-1	.000	2-2	1.000	2	0	2	3.4	3	1	1	0	0	4	8.0
vs Boise St.	11/27/2021		17:21	2-7	.286	1-3	.333	0-0	.000	1	4	5	3.7	1	1	0	0	2	5	7.5
at Colorado	11/28/2021		16:27	1-7	.143	0-5	.000	0-0	.000	0	2	2	3.4	2	0	2	0	0	2	6.7
Totals		4	150:06	15-50	.300	6-22	.273	11-12	.917	8	16	24	3.4	14	3	7	1	3	47	6.7

Player Averages

Games Played	Minutes/ game	Points/ game	FG Pct	3FG Pct	FT Pct	Rebounds/ game	Assists/ game	Turnovers/ game	Assist/Turnover ratio	Steals/ game	Blocks/ game
7	21.4	6.7	30.0	27.3	91.7	3.4	0.4	1.0	0.4	0.4	0.1

CAREER STATISTICS

11 Attempts | 3 | at Colorado 11/28/21

ELLEW, Krystyna

SEASON TEAM	GP-GS	MIN/AVG	Field Goals		3-Point		F-Throws		Rebounds				PF-FO	A	TO	BLK	STL	PTS	AVG
			FG-FGA	FG%	3FG-3FGA	3FG%	FT-FTA	FT%	OFF	DEF	TOT	AVG							
2021-22 Wisc	7-4	150/21.4	15-50	.300	6-22	.273	11-12	.917	8	16	24	3.4	14-0	3	7	1	3	47	6.7
TOTAL	7-4	150/21.4	15-50	.300	6-22	.273	11-12	.917	8	16	24	3.4	14-0	3	7	1	3	47	6.7

Single Game Highs

Statistic	Value	
Points	29	vs St. Thomas (MN) 11/10/21
Rebounds	7	vs NJIT 11/14/21
Assists	1	vs NJIT 11/14/21, at Milwaukee 11/24/21, vs Boise St. 11/27/21
Steals	2	vs Boise St. 11/27/21
Blocks	1	vs St. Thomas (MN) 11/10/21
FG Made	9	vs St. Thomas (MN) 11/10/21
FG Attempts	15	vs St. Thomas (MN) 11/10/21
3FG Made	3	vs St. Thomas (MN) 11/10/21
3FG Attempts	5	vs St. Thomas (MN) 11/10/21, at Colorado 11/28/21
FT Made	8	vs St. Thomas (MN) 11/10/21
FT Attempts	8	vs St. Thomas (MN) 11/10/21

20 | SACIA VANDERPOOL

Freshman | Forward | 6-4
Byron, Minn. | Byron



Twitter: @socialynn | Instagram: socialynn



Of Note: Has not played this season due to lower leg injury

High School: 3A All-Star ... honorable mention all-state as a senior ... two-time team MVP ... all-conference as a junior and senior ... as a senior, averaged 16.9 points, 9.4 rebounds and 3.0 blocks per game ... scored her 1,000th career point as a senior ... all-area and team captain as a senior ... earned 2021 Academic All State honors ... as a junior, averaged 15.1 points, 9.3 rebounds and 3.0 blocks per game while shooting 55% from the field, 44% from 3-point range and 80% from the free-throw line ... was a four-year letter winner for coach Jeremy Baumbach ... aided the Bears to their first state appearance in 2018 ...honorable mention all-conference as a sophomore ... set school record for most blocks in a game with 13 ... also competed for the FBC The North AAU program, led by coach Tyler Coley ... four-time academic letter winner ... member of both the student council and National Honor Society

GAME-BY-GAME STATISTICS

CAREER STATISTICS

22 | LOVISA DJURSTRÖM

Sophomore | Forward | 6-4
Gothenburg, Sweden | Marks Gymnasieskola



Twitter: @LovisaDjurstrom | Instagram: lovisa.djurstrom



Of Note: Program's first signee from Sweden ... competed on the Sweden U18 national team in the European U18 championship in Skopje, Macedonia in 2019

2021-22: Has played in three games, averaging 2.4 minutes per game ... pulled down a career-high two rebounds vs. St. Thomas (Nov. 11) ... tied her career high with two rebounds vs. Boise State (Nov. 27)

GAME-BY-GAME STATISTICS

Opponent	Date	GS	MIN	Total		3-Pointers		Free throws		Rebounds				PF	A	TO	BLK	STL	PTS	AVG
				FG	PCT	3FG	PCT	FT	PCT	OFF	DEF	TOT	AVG							
St. Thomas (MN)	11/10/2021		02:56	0-0	.000	0-0	.000	0-0	.000	1	1	2	2.0	0	0	0	0	0	0	0.0
vs Boise St.	11/27/2021		03:44	0-0	.000	0-0	.000	0-0	.000	0	2	2	2.0	0	0	0	0	0	0	0.0
at Colorado	11/28/2021		00:40	0-0	.000	0-0	.000	0-0	.000	0	0	0	1.3	0	0	0	0	0	0	0.0
Totals		0	07:20	0-0	.000	0-0	.000	0-0	.000	1	3	4	1.3	0	0	0	0	0	0	0.0

Player Averages												
Games Played	Minutes/game	Points/game	FG Pct	3FG Pct	FT Pct	Rebounds/game	Assists/game	Turnovers/game	Assist/Turnover ratio	Steals/game	Blocks/game	
3	2.4	0.0	0.0	0.0	0.0	1.3	0.0	0.0	0.0	0.0	0.0	

CAREER STATISTICS

				Field Goals		3-Point		F-Throws		Rebounds								Scoring		
SEASON	TEAM	GP-GS	MIN/AVG	FG-FGA	FG%	3FG-3FGA	3FG%	FT-FTA	FT%	OFF	DEF	TOT	AVG	PF-FO	A	TO	BLK	STL	PTS	AVG
2020-21	Wisc	14-0	29/2.0	1-4	.250	0-0	.000	5-8	.625	1	1	2	0.1	0-0	0	2	0	1	7	0.5
2021-22	Wisc	3-0	7/2.4	0-0	.000	0-0	.000	0-0	.000	1	3	4	1.3	0-0	0	0	0	0	0	0.0
TOTAL		17-0	36/2.1	1-4	.250	0-0	.000	5-8	.625	2	4	6	0.4	0-0	0	2	0	1	7	0.4

Single Game Highs		
Statistic	Value	
Points	2	vs Michigan St. 01/24/21, at Michigan 12/31/20, vs Northwestern 01/06/21
Rebounds	2	vs St. Thomas (MN) 11/10/21, vs Boise St. 11/27/21
Steals	1	vs North Dakota 12/13/20
FG Made	1	at Michigan 12/31/20
FG Attempts	2	at Michigan 12/31/20
FT Made	2	vs Michigan St. 01/24/21, vs Northwestern 01/06/21
FT Attempts	2	4 times

23 | LEXI DUCKETT

RS Sophomore | Guard | 5-11
Daytona Beach, Fla. | Father Lopez | UNC



Twitter: @L3xxi_11 | Instagram: lexicduckett



Of Note: Transfer from North Carolina in January 2020 ... missed the 2020-21 season with a knee injury

2021-22: Has played in seven games, averaging 10.0 minutes per game ... played her first game as a Badger vs. St. Thomas (Nov. 10) ... scored three points, shooting 1-2 from 3-point range vs. the Tommies ... played a career-high 30 minutes vs. Chicago State (Nov. 22), tying her career high with six points ... shot a career-best 2-5 from 3-point range vs. the Cougars ... also dished off a career-high two assists vs. CSU ... shot a career-best 2-3 from the free-throw line at Colorado (Nov. 28)

GAME-BY-GAME STATISTICS

Opponent	Date	GS	MIN	Total		3-Pointers		Free throws		Rebounds				PF	A	TO	BLK	STL	PTS	AVG
				FG-FGA	PCT	3FG-3FGA	PCT	FT-FTA	PCT	OFF	DEF	TOT	AVG							
St. Thomas (MN)	11/10/2021		08:48	1-3	.333	1-2	.500	0-0	.000	0	0	0	0.0	0	0	0	0	0	3	3.0
NJIT	11/14/2021		04:06	0-1	.000	0-0	.000	0-0	.000	0	0	0	0.0	1	0	0	0	0	0	1.5
at Bradley	11/19/2021		01:23	0-0	.000	0-0	.000	0-0	.000	0	0	0	0.0	0	0	0	0	0	0	1.0
Chicago St.	11/22/2021		30:07	2-5	.400	2-5	.400	0-0	.000	1	1	2	0.5	2	2	0	1	1	6	2.3
at Milwaukee	11/24/2021		04:42	1-1	1.000	0-0	.000	0-0	.000	0	0	0	0.4	0	0	0	0	0	2	2.2
vs Boise St.	11/27/2021		14:30	0-3	.000	0-2	.000	0-0	.000	1	0	1	0.5	0	0	2	0	0	0	1.8
at Colorado	11/28/2021		06:42	0-1	.000	0-1	.000	2-3	.667	1	0	1	0.6	0	0	1	0	1	2	1.9
Totals		0	70:18	4-14	.286	3-10	.300	2-3	.667	3	1	4	0.6	3	2	3	1	2	13	1.9

Player Averages

Games Played	Minutes/ game	Points/ game	FG Pct	3FG Pct	FT Pct	Rebounds/ game	Assists/ game	Turnovers/ game	Assist/Turnover ratio	Steals/ game	Blocks/ game
7	10.0	1.9	28.6	30.0	66.7	0.6	0.3	0.4	0.7	0.3	0.1

CAREER STATISTICS

SEASON	TEAM	GP-GS	MIN/AVG	Field Goals		3-Point		F-Throws		Rebounds				Scoring						
				FG-FGA	FG%	3FG-3FGA	3FG%	FT-FTA	FT%	OFF	DEF	TOT	AVG	PF-FO	A	TO	BLK	STL	PTS	AVG
2019-20	UNC	17-0	76/4.5	6-26	.231	2-10	.200	3-7	.429	4	6	10	0.6	10-0	1	2	0	4	17	1.0
2021-22	Wisc	7-0	70/10.0	4-14	.286	3-10	.300	2-3	.667	3	1	4	0.6	3-0	2	3	1	2	13	1.9
TOTAL FOR Wisc		7-0	70/10.0	4-14	.286	3-10	.300	2-3	.667	3	1	4	0.6	3-0	2	3	1	2	13	1.9
TOTAL		24-0	147/6.1	10-40	.250	5-20	.250	5-10	.500	7	7	14	0.6	13-0	3	5	1	6	30	1.3

Single Game Highs

Statistic	Value
Points	6 vs N.C. Central 12/08/19, vs Chicago St. 11/22/21
Rebounds	4 vs Illinois 12/05/19
Assists	2 vs Chicago St. 11/22/21
Steals	2 vs N.C. Central 12/08/19
Blocks	1 vs Chicago St. 11/22/21
FG Made	2 vs N.C. Central 12/08/19, vs UNCW 12/20/19, vs Chicago St. 11/22/21
FG Attempts	6 vs N.C. Central 12/08/19
3FG Made	2 vs Chicago St. 11/22/21
3FG Attempts	5 vs Chicago St. 11/22/21
FT Made	2 at Colorado 11/28/21
FT Attempts	3 at Colorado 11/28/21

24 | NATALIE LEUZINGER

Sophomore | Guard | 5-8
Monroe, Wis. | Black Hawk



Twitter: @leuzinger24 | Instagram: natalie_leuzinger_424



2021-22: Has played in two games, averaging 1.8 minutes per game ... played a season-high three minutes vs. Boise State (Nov. 27)

GAME-BY-GAME STATISTICS

Opponent	Date	GS	MIN	Total		3-Pointers		Free throws		Rebounds				PF	A	TO	BLK	STL	PTS	AVG
				FG-FGA	PCT	3FG-3FGA	PCT	FT-FTA	PCT	OFF	DEF	TOT	AVG							
vs Boise St.	11/27/2021		03:01	0-0	.000	0-0	.000	0-0	.000	0	0	0	0.0	1	0	1	0	0	0	0.0
at Colorado	11/28/2021		00:40	0-0	.000	0-0	.000	0-0	.000	0	0	0	0.0	0	0	0	0	0	0	0.0
Totals		0	03:41	0-0	.000	0-0	.000	0-0	.000	0	0	0	0.0	1	0	1	0	0	0	0.0

Games Played	Minutes/game	Points/game	FG Pct	3FG Pct	FT Pct	Rebounds/game	Assists/game	Turnovers/game	Assist/Turnover ratio	Steals/game	Blocks/game
2	1.8	0.0	0.0	0.0	0.0	0.0	0.0	0.5	0.0	0.0	0.0

CAREER STATISTICS

				Field Goals		3-Point		F-Throws		Rebounds										Scoring	
SEASON	TEAM	GP-GS	MIN	AVG	FG-FGA	FG%	3FG-FGA	3FG%	FT-FTA	FT%	OFF	DEF	TOT	AVG	PF-F	AST	TO	BLK	STL	PTS	AVG
2020-21	Wisc	11-0	19	1.7	0-6	.000	0-2	.000	2-2	1.000	0	0	0	0.0	0-0	0	0	0	0	2	0.2
TOTAL		11-0	19	1.7	0-6	.000	0-2	.000	2-2	1.000	0	0	0	0.0	0-0	0	0	0	0	2	0.2

Single Game Highs		
Statistic	Value	
Points	2	at Northwestern 02/20/21
FG Attempts	2	at Penn St. 02/07/21, vs Indiana 02/24/21
3FG Attempts	1	at Penn St. 02/07/21, vs Michigan 01/14/21
FT Made	2	at Northwestern 02/20/21
FT Attempts	2	at Northwestern 02/20/21

30 | SYDNEY HILLIARD

Junior | Guard | 5-11
Monroe, Wis. | Monroe High School



Twitter: @sydhilliard30 | Instagram: sydneyhilliard



Honors: Big Ten Honor Roll, Dec. 21, 2020 ... Big Ten Co-Freshman of the Week, Feb. 3, 2020 ... 2021 Academic All-Big Ten

2021-22: Has started seven games, averaging 34.6 minutes per game, which ranks fifth in the Big Ten ... leads the team and ranks 10th in the Big Ten with 15.7 points per game ... shooting 56.8% (46-81) from the field, which ranks sixth in the Big Ten ... scored a season-high 20 points vs. Chicago State (Nov. 22) ... tied her career best, shooting 8-12 from the free-throw line vs. the Cougars ... leads the team with 5.1 rebounds per game ... pulled down a season-high seven rebounds at Bradley (Nov. 19) and vs. Chicago State (Nov. 22) ... adds 2.0 assists and 1.9 steals per game ... dished off a season-igh four assists at Colorado (Nov. 28) ... had a season-high five steals vs. NJIT (Nov. 14)

GAME-BY-GAME STATISTICS

Opponent	Date	GS	MIN	Total		3-Pointers		Free throws		Rebounds				PF		A		TO		BLK		STL		PTS		AVG
				FG-FGA	PCT	3FG-3FGA	PCT	FT-FTA	PCT	OFF	DEF	TOT	AVG													
St. Thomas (MN)	11/10/2021	*	37:55	7-14	.500	0-0	.000	3-3	1.000	2	4	6	6.0	1	3	2	0	0	17	17.0						
NJIT	11/14/2021	*	39:23	8-16	.500	0-0	.000	2-5	.400	2	1	3	4.5	4	3	0	0	5	18	17.5						
at Bradley	11/19/2021	*	33:03	8-13	.615	0-0	.000	3-4	.750	4	3	7	5.3	5	0	5	0	2	19	18.0						
Chicago St.	11/22/2021	*	42:24	6-15	.400	0-0	.000	8-12	.667	1	6	7	5.8	2	2	2	0	2	20	18.5						
at Milwaukee	11/24/2021	*	29:16	6-6	1.000	0-0	.000	1-3	.333	2	4	6	5.8	0	1	4	0	1	13	17.4						
vs Boise St.	11/27/2021	*	26:51	5-9	.556	0-0	.000	1-2	.500	0	5	5	5.7	0	1	1	0	2	11	16.3						
at Colorado	11/28/2021	*	33:19	6-8	.750	0-0	.000	0-0	.000	0	2	2	5.1	0	4	3	0	1	12	15.7						
Totals			7	242:11	46-81	.568	0-0	.000	18-29	.621	11	25	36	5.1	12	14	17	0	13	110	15.7					

Player Averages

Games Played	Minutes/ game	Points/ game	FG Pct	3FG Pct	FT Pct	Rebounds/ game	Assists/ game	Turnovers/ game	Assist/Turnover ratio	Steals/ game	Blocks/ game
7	34.6	15.7	56.8	0.0	62.1	5.1	2.0	2.4	0.8	1.9	0.0

CAREER STATISTICS

			Field Goals		3-Point		F-Throws		Rebounds								Scoring				
SEASON	TEAM	GP-GS	MIN	AVG	FG-FGA	FG%	3FG-3FGA	3FG%	FT-FTA	FT%	OFF	DEF	TOT	AVG	PF-FO	A	TO	BLK	STL	PTS	AVG
2019-20	Wisc	29-23	792	27.3	110-223	.493	7-24	.292	41-69	.594	56	82	138	4.8	48-0	66	60	6	29	268	9.2
2020-21	Wisc	24-24	803	33.4	147-307	.479	6-19	.316	71-96	.740	53	73	126	5.3	38-0	95	79	4	21	371	15.5
2021-22	Wisc	7-7	242	34.6	46-81	.568	0-0	.000	18-29	.621	11	25	36	5.1	12-1	14	17	0	13	110	15.7
TOTAL		60-54	1837	30.6	303-611	.496	13-43	.302	130-194	.670	120	180	300	5.0	98-1	175	156	10	63	749	12.5

Single Game Highs

Statistic	Value	
Points	26	at Iowa 12/05/20
Rebounds	13	at Illinois 02/02/20
Assists	11	vs Minnesota 01/03/21
Steals	6	vs Penn St. 01/04/20
Blocks	3	at Colorado 11/14/19
FG Made	11	at Iowa 12/05/20
FG Attempts	21	vs Illinois 03/09/21
3FG Made	2	vs Wofford 11/10/19, vs Western Ill. 11/29/20
3FG Attempts	4	vs Iowa 01/19/20
FT Made	8	vs Rutgers 12/11/20, vs Chicago St. 11/22/21
FT Attempts	12	vs Rutgers 12/11/20, vs Chicago St. 11/22/21

40 | TARA STAUFFACHER

Junior | Guard | 5-11
Columbus, Wis. | Beaver Dam High School



Twitter: @TaraStauffacher | Instagram: tara_stauffacher



Honors: 2021 Academic All-Big Ten

Of Note: Earned her first career start at Penn State (Feb. 7, 2021) ... ranked as the No. 1 player in the state of Wisconsin by MaxPreps.com ... scored the most 3-pointers in school history ... aided Beaver Dam High School to three-straight Wisconsin State Championships

2021-22: Has played in seven games, averaging 14.9 minutes per game ... averaging 3.4 points per game ... had a season-high six points at Colorado (Nov. 28), shooting 2-4 from 3-point range ... adds 2.3 rebounds per game ... pulled down a season-high four rebounds at Milwaukee (Nov. 24) ... shooting a season-best 43.5% from the field

GAME-BY-GAME STATISTICS

Opponent	Date	GS	MIN	Total		3-Pointers		Free throws		Rebounds				PF		A		BLK		STL		PTS	
				FG-FGA	PCT	3FG-3FGA	PCT	FT-FTA	PCT	OFF	DEF	TOT	AVG										
St. Thomas (MN)	11/10/2021		15:07	2-5	.400	0-1	.000	0-0	.000	1	0	1	1.0	1	1	0	0	0	0	4	4.0		
NJIT	11/14/2021		23:55	2-4	.500	1-3	.333	0-0	.000	1	0	1	1.0	1	0	1	0	0	0	5	4.5		
at Bradley	11/19/2021		07:47	0-2	.000	0-2	.000	0-0	.000	0	3	3	1.7	3	0	1	0	0	0	0	3.0		
Chicago St.	11/22/2021		16:57	2-2	1.000	0-0	.000	0-0	.000	1	2	3	2.0	1	0	0	0	0	1	4	3.3		
at Milwaukee	11/24/2021		12:00	1-3	.333	0-2	.000	0-0	.000	3	1	4	2.4	3	2	1	0	0	0	2	3.0		
vs Boise St.	11/27/2021		16:08	1-3	.333	0-2	.000	1-2	.500	3	0	3	2.5	2	0	0	0	0	0	3	3.0		
at Colorado	11/28/2021		12:42	2-4	.500	2-4	.500	0-0	.000	0	1	1	2.3	1	1	1	0	0	0	6	3.4		
Totals		0	104:36	10-23	.435	3-14	.214	1-2	.500	9	7	16	2.3	12	4	4	0	1	24	3.4			

Player Averages												
Games Played	Minutes/game	Points/game	FG Pct	3FG Pct	FT Pct	Rebounds/game	Assists/game	Turnovers/game	Assist/Turnover ratio	Steals/game	Blocks/game	
7	14.9	3.4	43.5	21.4	50.0	2.3	0.6	0.6	1.0	0.1	0.0	

CAREER STATISTICS

SEASON	TEAM	GP-GS		MIN	AVG	Field Goals		3-Point		F-Throws		Rebounds				PF-FO		A	TO	BLK	STL	Scoring	
						FG	Pct	3FG	3FG%	FT	FT%	OFF	DEF	TOT	AVG						PTS	Avg	
2019-20	Wisc	30-0		345	11.5	18-57	.316	6-28	.214	21-25	.840	19	36	55	1.8	30-0	13	15	0	5	63	2.1	
2020-21	Wisc	24-3		398	16.6	21-66	.318	14-47	.298	9-12	.750	13	32	45	1.9	31-0	6	13	2	5	65	2.7	
2021-22	Wisc	7-0		105	14.9	10-23	.435	3-14	.214	1-2	.500	9	7	16	2.3	12-0	4	4	0	1	24	3.4	
TOTAL		61-3		848	13.9	49-146	.336	23-89	.258	31-39	.795	41	75	116	1.9	73-0	23	32	2	11	152	2.5	

Single Game Highs		
Statistic	Value	
Points	9	vs North Dakota 12/13/20
Rebounds	10	vs Eastern Ill. 11/26/19
Assists	2	4 times
Steals	2	vs Michigan 01/14/21
Blocks	1	vs Indiana 02/24/21, vs Northwestern 01/06/21
FG Made	3	vs Eastern Ill. 11/26/19, at Penn St. 02/07/21, vs North Dakota 12/13/20
FG Attempts	7	vs North Florida 11/05/19
3FG Made	3	vs North Dakota 12/13/20
3FG Attempts	5	vs Michigan 01/14/21, vs North Dakota 12/13/20
FT Made	4	vs Ball St. 11/29/19
FT Attempts	4	vs Milwaukee 11/17/19, vs Ball St. 11/29/19, at Nebraska 01/28/21

41 | SARA STAPLETON

Junior | Forward/Center | 6-3
Blaine, Minn. | Centennial High School



Twitter: @StapletonSara | Instagram: sarastapletonn



Honors: 2021 Academic All-Big Ten

Of Note: Ranked No. 24 among post players by Prospect Nation ... also ranked as the No. 18 post by ESPN Hoop Gurlz ... member of the 2019 Minnesota State Class AAAA All-Tournament team ... named to the 2018-19 Minnesota Miss Basketball Watch List by Breakdown Sports ... named to the all-tournament team at the 2017 Battle in the Boro and 2017 USJN Windy City

2021-22: Has started all seven games, averaging 18.2 minutes per game ... tied her career high with 16 points vs. NJIT (Nov. 14), shooting 60% (6-10) from the field ... also shot career highs of 4-5 from the free-throw line vs. the Highlanders ... ranks fourth on the team with 6.7 points per game ... averages 3.6 rebounds per game, which ties for third on the team ... adds 0.7 steals per game ... had a career-high three steals at Bradley (Nov. 19)

GAME-BY-GAME STATISTICS																				
Opponent	Date	GS	MIN	Total		3-Pointers		Free throws		Rebounds				PF	A	TO	BLK	STL	PTS	AVG
				FG-FGA	PCT	3FG-3FGA	PCT	FT-FTA	PCT	OFF	DEF	TOT	AVG							
St. Thomas (MN)	11/10/2021	*	12:03	0-1	.000	0-0	.000	1-2	.500	0	2	2	2.0	3	0	2	0	0	1	1.0
NJIT	11/14/2021	*	29:26	6-10	.600	0-0	.000	4-5	.800	2	4	6	4.0	2	1	6	1	1	16	8.5
at Bradley	11/19/2021	*	24:33	4-9	.444	0-0	.000	0-0	.000	2	3	5	4.3	4	0	2	1	3	8	8.3
Chicago St.	11/22/2021	*	06:19	0-2	.000	0-0	.000	0-0	.000	1	0	1	3.5	2	0	1	0	0	0	6.3
at Milwaukee	11/24/2021	*	15:59	3-6	.500	0-0	.000	3-4	.750	1	3	4	3.6	5	1	4	0	0	9	6.8
vs Boise St.	11/27/2021	*	21:58	3-7	.429	0-0	.000	1-4	.250	1	2	3	3.5	2	0	1	1	0	7	6.8
at Colorado	11/28/2021	*	17:18	3-5	.600	0-0	.000	0-0	.000	1	3	4	3.6	5	0	2	0	1	6	6.7
Totals			7 127:36	19-40	.475	0-0	.000	9-15	.600	8	17	25	3.6	23	2	18	3	5	47	6.7

Player Averages											
Games Played	Minutes/ game	Points/ game	FG Pct	3FG Pct	FT Pct	Rebounds/ game	Assists/ game	Turnovers/ game	Assist/Turnover ratio	Steals/ game	Blocks/ game
7	18.2	6.7	47.5	0.0	60.0	3.6	0.3	2.6		0.1	0.7

CAREER STATISTICS																			
				Field Goals		3-Point		F-Throws		Rebounds				Scoring					
SEASON	TEAM	GP-GS	MIN/AVG	FG-FGA	FG%	3FG-3FGA	3FG%	FT-FTA	FT%	OFF	DEF	TOT	AVG	PF-FO	A	TO	BLK	STL	PTS
2019-20	Wisc	21-0	131/6.2	19-39	.487	0-0	.000	11-18	.611	16	22	38	1.8	19-0	2	13	12	3	49
2020-21	Wisc	21-18	379/18.1	60-127	.472	0-0	.000	17-22	.773	29	54	83	4.0	53-0	12	29	17	7	137
2021-22	Wisc	7-7	128/18.2	19-40	.475	0-0	.000	9-15	.600	8	17	25	3.6	23-2	2	18	3	5	47
TOTAL		49-25	638/13.0	98-206	.476	0-0	.000	37-55	.673	53	93	146	3.0	95-2	16	60	32	15	233

Single Game Highs	
Statistic	Value
Points	16 vs North Dakota 12/13/20, vs NJIT 11/14/21
Rebounds	11 vs Western Ill. 11/29/20
Assists	2 at Minnesota 02/14/21, at Nebraska 01/28/21, vs North Dakota 12/13/20
Steals	3 at Bradley 11/19/21
Blocks	3 at Penn St. 02/07/21
FG Made	8 vs North Dakota 12/13/20
FG Attempts	15 vs Ohio St. 02/10/21
FT Made	4 vs NJIT 11/14/21
FT Attempts	5 vs NJIT 11/14/21

44 | ALEX LUEHRING

Grad | Guard | 6-2
Verona, Wis. | Verona High School | Green Bay



Twitter: @Allueh | Instagram: allueh



Honors: 2019, 2020 and 2021 Academic All-Big Ten

Of Note: Transfer from Green Bay ... redshirted her freshman season at Green Bay ... member of Verona's 2016 state championship team

2021-22: Has played in seven games, averaging 14.0 minutes per game ... averaging 3.4 points per game ... adds 2.7 rebounds per game ... led the Badgers with a career-high eight rebounds vs. NJIT (Nov. 14) ... recorded a career-high five blocks and two steals vs. NJIT (Nov. 14) ... averages 0.7 blocks and 0.7 steals per game

GAME-BY-GAME STATISTICS

Opponent	Date	GS	MIN	Total		3-Pointers		Free throws		Rebounds				PF	A	TO	BLK	STL	PTS	AVG
				FG-FGA	PCT	3FG-3FGA	PCT	FT-FTA	PCT	OFF	DEF	TOT	AVG							
St. Thomas (MN)	11/10/2021		24:45	3-5	.600	1-3	.333	0-0	.000	1	2	3	3.0	2	2	0	0	1	7	7.0
NJIT	11/14/2021		21:28	0-8	.000	0-4	.000	0-0	.000	2	6	8	5.5	0	1	3	3	2	0	3.5
at Bradley	11/19/2021		16:41	2-8	.250	1-2	.500	0-0	.000	0	2	2	4.3	2	0	0	1	1	5	4.0
Chicago St.	11/22/2021		03:59	0-1	.000	0-1	.000	0-0	.000	0	1	1	3.5	0	0	0	0	1	0	3.0
at Milwaukee	11/24/2021		14:42	2-5	.400	0-1	.000	0-0	.000	2	2	4	3.6	1	0	0	1	0	4	3.2
vs Boise St.	11/27/2021		10:32	3-5	.600	2-4	.500	0-0	.000	0	1	1	3.2	1	0	0	0	0	8	4.0
at Colorado	11/28/2021		05:53	0-1	.000	0-1	.000	0-0	.000	0	0	0	2.7	0	0	0	0	0	0	3.4
Totals			0 98:00	10-33	.303	4-16	.250	0-0	.000	5	14	19	2.7	6	3	3	5	5	24	3.4

Player Averages

Games Played	Minutes/game	Points/game	FG Pct	3FG Pct	FT Pct	Rebounds/game	Assists/game	Turnovers/game	Assist/Turnover ratio	Steals/game	Blocks/game
7	14.0	3.4	30.3	25.0	0.0	2.7	0.4	0.4	1.0	0.7	0.7

CAREER STATISTICS

				Field Goals		3-Point		F-Throws		Rebounds				Scoring						
SEASON	TEAM	GP-GS	MIN/AVG	FG-FGA	FG%	3FG-3FGA	3FG%	FT-FTA	FT%	OFF	DEF	TOT	AVG	PF-FO	A	TO	BLK	STL	PTS	AVG
2018-19	Wisc	23-4	416/18.1	45-137	.328	29-97	.299	5-7	.714	12	39	51	2.2	24-0	26	25	8	10	124	5.4
2019-20	Wisc	28-0	135/4.8	9-47	.191	4-23	.174	4-4	1.000	4	16	20	0.7	12-0	4	12	3	3	26	0.9
2020-21	Wisc	21-0	153/7.3	14-45	.311	11-36	.306	10-14	.714	2	16	18	0.9	8-0	6	10	3	2	49	2.3
2021-22	Wisc	7-0	98/14.0	10-33	.303	4-16	.250	0-0	.000	5	14	19	2.7	6-0	3	3	5	5	24	3.4
TOTAL		79-4	803/10.2	78-262	.298	48-172	.279	19-25	.760	23	85	108	1.4	50-0	39	50	19	20	223	2.8

Single Game Highs

Statistic	Value
Points	13 vs Chicago St. 12/12/18
Rebounds	8 vs NJIT 11/14/21
Assists	4 vs Arkansas 11/25/18, vs Duke 11/28/18
Steals	2 vs Pittsburgh 11/23/18, vs Minnesota 01/17/19, vs NJIT 11/14/21
Blocks	3 at Milwaukee 11/13/18, vs NJIT 11/14/21
FG Made	5 vs Chicago St. 12/12/18
FG Attempts	15 vs Chicago St. 12/12/18
3FG Made	4 at Milwaukee 11/13/18
3FG Attempts	11 vs Chicago St. 12/12/18
FT Made	3 vs Valparaiso 12/20/20
FT Attempts	4 vs Valparaiso 12/20/20

Overall Statistics

Game Records

Record	Overall	Home	Away	Neutral
ALL GAMES	2-5	1-2	0-3	1-0
CONFERENCE	0-0	0-0	0-0	0-0
NON-CONFERENCE	2-5	1-2	0-3	1-0

Score by Periods

Team	1st	2nd	3rd	4th	OT	TOT
Wisconsin	79	130	107	87	11	414
Opponents	107	97	111	104	19	438

Team Box Score

No.	Player				Total		3-Point		F-Throw		Rebounds											
		GP-GS	MIN	AVG	FG-FGA	FG%	3FG-3FGA	3FG%	FT-FTA	FT%	OFF	DEF	TOT	AVG	PF	DQ	A	TO	BLK	STL	PTS	AVG
30	HILLIARD, Sydney	7-7	242:11	34.6	46-81	.568	0-0	.000	18-29	.621	11	25	36	5.1	12	1	14	17	0	13	110	15.7
5	POSPISILOVA, Julie	5-5	180:53	36.2	26-73	.356	10-30	.333	14-18	.778	6	13	19	3.8	13	1	22	13	4	9	76	15.2
14	ELLEW, Krystyna	7-4	150:06	21.4	15-50	.300	6-22	.273	11-12	.917	8	16	24	3.4	14	0	3	7	1	3	47	6.7
41	STAPLETON, Sara	7-7	127:36	18.2	19-40	.475	0-0	.000	9-15	.600	8	17	25	3.6	23	2	2	18	3	5	47	6.7
2	NELSON, Katie	7-7	265:13	37.9	14-49	.286	6-24	.250	3-4	.750	8	15	23	3.3	13	0	29	9	1	12	37	5.3
3	SCHRAMEK, Brooke	7-5	152:14	21.7	14-37	.378	2-11	.182	4-9	.444	12	13	25	3.6	17	1	8	11	3	6	34	4.9
44	LUEHRING, Alex	7-0	98:00	14.0	10-33	.303	4-16	.250	0-0	.000	5	14	19	2.7	6	0	3	3	5	5	24	3.4
40	STAUFFACHER, Tara	7-0	104:36	14.9	10-23	.435	3-14	.214	1-2	.500	9	7	16	2.3	12	0	4	4	0	1	24	3.4
23	DUCKETT, Lexi	7-0	70:18	10.0	4-14	.286	3-10	.300	2-3	.667	3	1	4	0.6	3	0	2	3	1	2	13	1.9
10	DOUGLASS, Halle	4-0	22:53	5.7	1-3	.333	0-1	.000	0-0	.000	1	4	5	1.3	5	0	1	3	1	2	2	0.5
22	DJURSTROM, Lovisa	3-0	07:20	2.4	0-0	.000	0-0	.000	0-0	.000	1	3	4	1.3	0	0	0	0	0	0	0	0.0
24	LEUZINGER, Natalie	2-0	03:41	1.8	0-0	.000	0-0	.000	0-0	.000	0	0	0	0.0	1	0	0	1	0	0	0	0.0
Team											12	16	28				3					
Total		7	1425		159-403	.395	34-128	.266	62-92	.674	84	144	228	32.6	119	5	88	92	19	58	414	59.1
Opponents		7	1425		154-381	.404	43-137	.314	87-127	.685	93	163	256	36.6	114	3	92	99	24	39	438	62.6

Team Statistics

	WISC	OPP
Scoring	414	438
Points per game	59.1	62.6
Scoring margin	-3.4	-
Field goals-att	159-403	154-381
Field goal pct	.395	.404
3 point fg-att	34-128	43-137
3-point FG pct	.266	.314
3-pt FG made per game	4.9	6.1
Free throws-att	62-92	87-127
Free throw pct	.674	.685
F-Throws made per game	8.9	12.4
Rebounds	228	256
Rebounds per game	32.6	36.6
Rebounding margin	-4.0	-
Assists	88	92
Assists per game	12.6	13.1
Turnovers	92	99
Turnovers per game	13.1	14.1
Turnover margin	+1.0	-
Assist/turnover ratio	1.0	0.9
Steals	58	39
Steals per game	8.3	5.6
Blocks	19	24
Blocks per game	2.7	3.4
Winning streak	0	-
Home win streak	0	-
Attendance	7393	2772
Home games-Avg/Game	3-2464	3-924
Neutral site-Avg/Game	-	1-952

Team Results

Date	Opponent		Score	Att.
11/10/2021	St. Thomas (MN)	W	67-51	2270
11/14/2021	NJIT	L	49-61	2984
11/19/2021	at Bradley	L	57-64	721
11/22/2021	Chicago St.	Lot	63-71	2139
11/24/2021	at Milwaukee	L	67-79	976
11/27/2021	vs Boise St.	W	60-45	952
11/28/2021	at Colorado	L	51-67	1075

Wisconsin Game-by-Game

				Total		3-Pointers		Free throws		Rebounds											
Opponent	Date	Score		FG-FGA	PCT	3FG-3FGA	PCT	FT-FTA	PCT	OFF	DEF	TOT	AVG	PF	A	TO	BLK	STL	PTS	AVG	
St. Thomas (MN)	11/10/2021	67-51	W	25-56	.446	5-14	.357	12-13	.923	12	19	31	31.0	12	10	11	1	7	67	67.0	
NJIT	11/14/2021	49-61	L	20-59	.339	3-17	.176	6-10	.600	12	19	31	31.0	14	12	13	4	11	49	58.0	
at Bradley	11/19/2021	57-64	L	24-68	.353	5-17	.294	4-7	.571	16	23	39	33.7	23	15	11	2	10	57	57.7	
Chicago St.	11/22/2021	63-71	Lot	17-55	.309	5-20	.250	24-36	.667	9	25	34	33.8	25	12	10	5	8	63	59.0	
at Milwaukee	11/24/2021	67-79	L	28-56	.500	4-16	.250	7-10	.700	13	14	27	32.4	20	13	17	2	6	67	60.6	
vs Boise St.	11/27/2021	60-45	W	23-58	.397	7-21	.333	7-12	.583	11	27	38	33.3	12	14	12	2	9	60	60.5	
at Colorado	11/28/2021	51-67	L	22-51	.431	5-23	.217	2-4	.500	11	17	28	32.6	13	12	18	3	7	51	59.1	
Total		414		159-403	.395	34-128	.266	62-92	.674	84	144	228	32.6	119	88	92	19	58	414	59.1	
Opponents		438		154-381	.404	43-137	.314	87-127	.685	93	163	256	36.6	114	92	99	24	39	438	62.6	

Wisconsin Averages

Games Played	Points/game	FG Pct	3FG Pct	FT Pct	Rebounds/game	Assists/game	Turnovers/game	Assist/Turnover ratio	Steals/game	Blocks/game
7	59.1	39.5	26.6	67.4	32.6	12.6	13.1	1.0	8.3	2.7

Opponent Game-by-Game

				Total		3-Pointers		Free throws		Rebounds											
Opponent	Date	Score		FG-FGA	PCT	3FG-3FGA	PCT	FT-FTA	PCT	OFF	DEF	TOT	AVG	PF	A	TO	BLK	STL	PTS	AVG	
St. Thomas (MN)	11/10/2021	67-51	W	20-50	.400	6-21	.286	5-8	.625	12	19	31	31.0	15	17	17	3	3	51	51.0	
NJIT	11/14/2021	49-61	L	22-54	.407	7-21	.333	10-14	.714	13	27	40	35.5	13	12	17	5	1	61	56.0	
at Bradley	11/19/2021	57-64	L	19-55	.345	9-25	.360	17-28	.607	15	29	44	38.3	12	16	12	5	4	64	58.7	
Chicago St.	11/22/2021	63-71	Lot	22-53	.415	5-14	.357	22-32	.688	10	29	39	38.5	30	6	14	4	4	71	61.8	
at Milwaukee	11/24/2021	67-79	L	30-56	.536	5-16	.313	14-18	.778	12	16	28	36.4	14	17	10	3	8	79	65.2	
vs Boise St.	11/27/2021	60-45	W	17-55	.309	4-21	.190	7-10	.700	13	24	37	36.5	16	8	20	2	3	45	61.8	
at Colorado	11/28/2021	51-67	L	24-58	.414	7-19	.368	12-17	.706	18	19	37	36.6	14	16	9	2	16	67	62.6	
Total		438		154-381	.404	43-137	.314	87-127	.685	93	163	256	36.6	114	92	99	24	39	438	62.6	
Wisconsin		414		159-403	.395	34-128	.266	62-92	.674	84	144	228	32.6	119	88	92	19	58	414	59.1	

Opponents Averages

Games Played	Points/game	FG Pct	3FG Pct	FT Pct	Rebounds/game	Assists/game	Turnovers/game	Assist/Turnover ratio	Steals/game	Blocks/game
7	62.6	40.4	31.4	68.5	36.6	13.1	14.1	0.9	5.6	3.4

NCAA Statistics

Statistic	National Conference Rank		Value National Leader		Value	Conference Leader	Value
Assist Turnover Ratio (348 ranked)	92	9	0.96	Kansas St. Kentucky	1.67	Maryland	1.57
Assists (348 ranked)	102	10	88	Michigan St.	163	Michigan St.	163
Assists Per Game (348 ranked)	204	12	12.6	Oklahoma	20.7	Michigan St.	20.4
Blocked Shots (348 ranked)	145	10	19	South Carolina	55	Northwestern	46
Blocked Shots Per Game (348 ranked)	205	11	2.7	Georgia	8.5	Northwestern	6.6
Defensive Rebounds per Game (30 ranked)				Nebraska	36.3	Nebraska	36.3
Fewest Fouls (345 ranked)	276	8	119	IUPUI	35	Iowa	61
Fewest Turnovers (348 ranked)	130	5	92	Southern Ill.	26	Iowa	66
Field-Goal Percentage (348 ranked)	209	12	39.5	UConn	53.0	Ohio St.	52.2
Field-Goal Percentage Defense (348 ranked)	212	11	40.4	Coastal Carolina	28.2	Nebraska	29.5
Free Throw Attempts (348 ranked)	197	14	92	Arkansas St.	193	Nebraska	174
Free Throws Made (348 ranked)	199	14	62	Arkansas St.	137	Maryland	125
Free-Throw Percentage (348 ranked)	221	12	67.4	Southern Ill.	90.0	Iowa	86.2
Offensive Rebounds per Game (29 ranked)				Texas	18.6	Maryland	16.1
Personal Fouls Per Game (348 ranked)	158	8	17.0	Wyoming	10.0	Michigan	14.3
Rebound Margin (348 ranked)	275	14	-4.0	Coastal Carolina	18.3	Nebraska	15.7
Rebounds (348 ranked)	163	12	228	Minnesota	358	Minnesota	358
Rebounds Per Game (348 ranked)	311	14	32.57	Troy	50.00	Nebraska	49.71
Scoring Defense (348 ranked)	169	9	62.6	Coastal Carolina	41.7	Nebraska	51.3
Scoring Margin (348 ranked)	242	14	-3.4	Ohio St.	36.0	Ohio St.	36.0
Scoring Offense (348 ranked)	262	13	59.1	Ohio St.	89.4	Ohio St.	89.4
Steals (348 ranked)	83	7	58	SFA	113	Rutgers	88
Steals Per Game (348 ranked)	166	6	8.3	Grand Canyon	17.8	Northwestern	11.7
Three Pt FG Defense (348 ranked)	207	10	31.4	IUPUI	14.9	Purdue	24.1
Three-Point Field Goals Attempted (145 ranked)	100	8	128	FGCU	241	Minnesota	210
Three-Point Field Goals Made (348 ranked)	156	10	34	Iowa St.	87	Minnesota	76
Three-Point Field Goals Per Game (348 ranked)	239	13	4.9	Iowa St.	12.4	Nebraska	9.3
Three-Point Field-Goal Percentage (348 ranked)	262	13	26.6	Texas A&M	44.7	Nebraska	43.6
Turnover Margin (348 ranked)	158	9	1.00	Texas	13.80	Maryland	8.12
Turnovers Forced (348 ranked)	308	13	14.14	Grand Canyon	29.40	Ohio St.	22.00
Turnovers Per Game (348 ranked)	32	2	13.1	Colorado St.	9.7	Maryland	10.0
Won-Lost Percentage (325 ranked)	280	14	28.6	23 teams tied	100.0	4 teams tied	100.0

Statistic	Player	National Conference Rank		Value National Leader		Value	Conference Leader	Value
Assist Turnover Ratio (248 ranked)	Katie Nelson	24	3	3.22	Jasmine Massengill, Kentucky Allison Weidner, Nebraska	5.75	Allison Weidner, Nebraska	5.75
Assists (140 ranked)	Katie Nelson	65	9	29	Jasmine Powell, Minnesota	52	Jasmine Powell, Minnesota	52
Assists Per Game (241 ranked)	Katie Nelson	146	12	4.1	Kennedy Taylor, Texas St.	7.8	Caitlin Clark, Iowa	6.8
Blocked Shots (128 ranked)					Addie Budnik, Richmond	26	Caleigh Walsh, Northwestern	16
Blocked Shots Per Game (212 ranked)					Nancy Mulkey, Washington	4.80	Caleigh Walsh, Northwestern	2.29
Defensive Rebounds per Game (30 ranked)					Jasmine Franklin, Missouri St.	9.8	Caitlin Clark, Iowa	8.2
Double Doubles (22 ranked)					Camilla Emsbo, Yale	7	Angel Reese, Maryland Courtney Shaw, Northwestern Naz Hillmon, Michigan	4 4 4
Field Goal Attempts (145 ranked)	Sydney Hilliard	121	15	81	Lianna Tillman, Sacramento St.	144	Makenna Marisa, Penn St.	124
Field Goals Made (150 ranked)	Sydney Hilliard	33	6	46	Kierstan Bell, FGCU Ayoka Lee, Kansas St.	74	Makenna Marisa, Penn St.	58
Field-Goal Percentage (250 ranked)	Sydney Hilliard	39	6	56.8	Katelyn Young, Murray St.	70.1	Monika Czinano, Iowa	65.9
Final Points (198 ranked)	Sydney Hilliard	59	9	110	Kierstan Bell, FGCU	186	Makenna Marisa, Penn St.	157
Free Throw Attempts (143 ranked)	Sydney Hilliard	124	9	29	Jennifer Coleman, Navy	55	4 players tied	45
Free Throws Made (133 ranked)					Jennifer Coleman, Navy	42	Nia Clouden, Michigan St.	40
Free-Throw Percentage (248 ranked)					5 players tied	100.0	Jacy Sheldon, Ohio St.	93.1
Minutes Played (150 ranked)	Katie Nelson Sydney Hilliard	14 38	2 9	265:13 242:11	Charlotte Jewell, Brown	284:33	Sara Scalia, Minnesota	283:44
Minutes Played Per Game (150 ranked)	Katie Nelson Julie Pospisilova Sydney Hilliard	12 37 84	1 2 6	37.89 36.18 34.60	Lauren Park-Lane, Seton Hall	39.69	Katie Nelson, Wisconsin	37.89
Offensive Rebounds per Game (26 ranked)					Josie Williams, Utah Valley	6.3	Angel Reese, Maryland	5.8
Points Per Game (248 ranked)	Sydney Hilliard	132	10	15.7	Kierstan Bell, FGCU	26.6	Makenna Marisa, Penn St.	22.4
Rebounds (150 ranked)					NaLyssa Smith, Baylor	94	Osh Brown, Rutgers	84
Rebounds Per Game (249 ranked)					Josie Williams, Utah Valley	14.0	Osh Brown, Rutgers	10.5
Steals (127 ranked)	Sydney Hilliard	127	7	13	Veronica Burton, Northwestern Claudia Soriano, Northeastern	28 28	Veronica Burton, Northwestern	28

2021-22 Boxscores



Official Basketball Box Score - Final
St. Thomas (MN) at Wisconsin
11/10/21 Kohl Center, Madison
2021-22 Women's Basketball

Game Time: 6:30 PM
Game Duration: 1:40
Attendance: 2,270

Officials: Gina Cross, Nykessa Thompson, Gerda Galtier

St. Thomas (MN) - 51

Record: 0-1

NO. Name	Min	FG M-A	3P M-A	FT M-A	Rebounds OR DR TOT	Fouls PF FO	TP	AS	TO	ST	Blocks BS BA	+/-
22 Erin Norling	F 33:04	7-18	1-8	0-0	3 3 6	3 0	15	1	1	0	1 0	-12
32 Kaia Porter	F 32:23	5-7	3-4	0-0	2 5 7	1 1	13	3	2	1	1 0	-12
35 Kate Burns	C 11:53	0-0	0-0	2-2	0 0 0	1 1	2	0	1	0	0 0	-6
4 Jade Hill	G 35:37	1-9	1-3	2-4	0 1 1	2 4	5	5	3	0	0 0	-18
23 Maggie Negaard	G 23:18	3-8	1-5	0-0	0 5 5	1 1	7	1	1	1	0 0	-15
3 Amanda Pollard	21:37	0-1	0-1	0-0	0 1 1	2 2	0	3	2	0	0 0	-2
12 Jordyn Glynn	22:48	4-6	0-0	1-2	2 2 4	3 2	9	3	4	1	1 0	-13
34 Jo Langbehn	10:59	0-0	0-0	0-0	2 1 3	2 1	0	1	2	0	0 0	-7
5 Noelle Tomes	06:15	0-1	0-0	0-0	0 0 0	0 0	0	0	0	0	0 0	-1
15 Phoebe Frentzel	00:52	0-0	0-0	0-0	0 0 0	0 0	0	0	0	0	0 0	-1
13 Gabby Johnson	00:37	0-0	0-0	0-0	0 0 0	0 0	0	0	0	0	0 0	-1
14 Jordyn Lamker	00:37	0-0	0-0	0-0	0 0 0	0 0	0	0	0	0	0 0	-1
Team					3 1 4		0	1				
Totals		20-50	6-21	5-8	12 19 31	15 12	51	17	17	3	3 1	-16

Technical Fouls: NONE

Shooting By Period	1st FG%	2nd FG%	3rd FG%	4th FG%	GM FG%
1st FG%	5-11 45.5%				
3PT%	1-3 33.3%				
FT%	2-2 100%				
2nd FG%	4-12 33.3%				
3PT%	1-7 14.3%				
FT%	2-4 50%				
3rd FG%	5-17 29.4%				
3PT%	1-7 14.3%				
FT%	0-0 0%				
4th FG%	6-10 60.0%				
3PT%	3-4 75.0%				
FT%	1-2 50%				
GM FG%	20-50 40.0%				
3PT%	6-21 28.6%				
FT%	5-8 62.5%				

Dead Ball Rebounds: 2, 0

Wisconsin - 67

Record: 1-0

NO. Name	Min	FG M-A	3P M-A	FT M-A	Rebounds OR DR TOT	Fouls PF FO	TP	AS	TO	ST	Blocks BS BA	+/-
41 Sara Stapleton	F 12:03	0-1	0-0	1-2	0 2 2	3 3	1	0	2	0	0 0	-2
2 Katie Nelson	G 38:30	3-8	0-2	0-0	1 2 3	1 2	6	4	4	4	0 0	15
3 Brooke Schramek	G 25:09	0-5	0-1	0-0	3 2 5	2 0	0	0	0	1	0 1	-8
14 Krystyna Ellaw	G 34:47	9-15	3-5	8-8	2 4 6	2 5	29	0	2	1	1 1	16
30 Sydney Hillard	G 37:55	7-14	0-0	3-3	2 4 6	1 3	17	3	2	0	0 0	20
23 Lexi Duckett	08:48	1-3	1-2	0-0	0 0 0	0 0	3	0	0	0	0 0	-3
44 Alex Luehring	24:45	3-5	1-3	0-0	1 2 3	2 1	7	2	0	0	0 0	16
40 Tara Stauffacher	15:07	2-5	0-1	0-0	1 0 1	1 0	4	1	0	0	0 0	2
22 Lovisa Djurstrom	02:56	0-0	0-0	0-0	1 1 2	0 1	0	0	0	0	0 0	20
Team					1 3 4		0	1				
Totals		25-56	5-14	12-13	12 19 31	12 15	67	10	11	7	1 3	16

Technical Fouls: NONE

Shooting By Period	1st FG%	2nd FG%	3rd FG%	4th FG%	GM FG%
1st FG%	5-14 35.7%				
3PT%	0-2 0.0%				
FT%	4-4 100%				
2nd FG%	9-16 56.3%				
3PT%	4-5 80.0%				
FT%	2-2 100%				
3rd FG%	5-13 38.5%				
3PT%	3-3 100%				
FT%	2-2 100%				
4th FG%	6-11 54.5%				
3PT%	1-4 25.0%				
FT%	4-5 80%				
GM FG%	25-56 44.6%				
3PT%	5-14 35.7%				
FT%	12-13 92.3%				

Dead Ball Rebounds: 1, 0

	STM	UW									
Biggest lead	5 (1 st 3:56)	18 (3 rd 8:22)	Points from Turnovers	STM	UW	13	20	Period by Period Scoring			
Best Scoring Run	9 (1 st 3:56)	13 (2 nd 8:15)	Paint	20	32		1st	2nd	3rd	4th	TOT
Lead Changes	2	2	Second Chance	16	16	STM	13	11	11	16	51
Times Tied	2	2	Fast Breaks	0	2						
Time with Lead	05:54	33:04	Bench	9	14	UW	14	24	12	17	67



Official Basketball Box Score - Final
Wisconsin at Bradley
11/19/21 Renaissance Coliseum, Peoria, IL
2021-22 Women's Basketball

Game Time: 6:30 PM
Game Duration: 1:55
Attendance: 721

Officials: Doug Knight, Tim Daley, Erica Parker

Wisconsin - 57

Record: 1-2

NO. Name	Min	FG M-A	3P M-A	FT M-A	Rebounds OR DR TOT	Fouls PF FO	TP	AS	TO	ST	Blocks BS BA	+/-
41 Sara Stapleton	F 24:33	4-9	0-0	0-0	2 3 5	4 2	8	0	2	3	1 1	-6
2 Katie Nelson	G 38:37	1-6	1-4	0-0	2 2 4	2 3	3	6	0	0	0 0	-7
5 Julie Pospisilova	G 38:14	7-22	2-6	1-1	4 4 8	4 3	17	6	2	2	0 0	-7
14 Krystyna Ellaw	G 16:13	1-3	1-2	0-0	0 1 1	1 0	3	0	0	0	0 1	-1
30 Sydney Hillard	G 33:03	8-13	0-0	3-4	4 3 7	3 5	19	0	5	2	0 1	-6
44 Alex Luehring	16:41	2-8	1-2	0-0	2 2 2	2 0	5	0	1	1	0 0	2
40 Tara Stauffacher	07:47	0-2	0-2	0-0	0 3 3	3 0	0	0	1	0	0 0	-10
3 Brooke Schramek	09:29	0-2	0-0	0-2	2 1 3	0 1	0	2	0	0	0 0	-2
23 Lexi Duckett	01:23	0-0	0-0	0-0	0 0 0	0 0	0	0	0	0	0 0	0
10 Halle Douglass	14:00	1-3	0-1	0-0	1 2 3	2 0	2	1	1	2	0 1	2
Team					1 2 3		0	0				
Totals		24-68	5-17	4-7	16 23 39	23 12	57	15	11	10	2 5	-7

Technical Fouls: NONE

Shooting By Period	1st FG%	2nd FG%	3rd FG%	4th FG%	GM FG%
1st FG%	5-20 25.0%				
3PT%	1-3 33.3%				
FT%	0-0 0%				
2nd FG%	9-14 64.3%				
3PT%	3-5 60.0%				
FT%	0-0 0%				
3rd FG%	4-13 30.8%				
3PT%	0-1 0.0%				
FT%	4-7 57.1%				
4th FG%	6-21 28.6%				
3PT%	1-8 12.5%				
FT%	0-0 0%				
GM FG%	24-68 35.3%				
3PT%	5-17 29.4%				
FT%	4-7 57.1%				

Dead Ball Rebounds: 2, 0

Bradley - 64

Record: 3-0

NO. Name	Min	FG M-A	3P M-A	FT M-A	Rebounds OR DR TOT	Fouls PF FO	TP	AS	TO	ST	Blocks BS BA	+/-
2 Sierra Morrow	F 37:56	4-10	0-2	1-2	4 6 10	0 2	9	4	0	1	4 1	9
25 Dajia Powell	F 13:18	1-4	0-0	1-2	1 2 3	1 1	3	0	2	0	0 0	-4
3 Gabi Haack	G 37:17	5-12	4-7	10-12	3 5 8	1 8	24	2	2	0	0 1	7
11 Caroline Waite	G 30:12	3-14	3-12	0-0	2 2 3	2 3	9	0	1	1	0 0	6
13 Tatum Koenig	G 29:37	2-3	1-2	1-2	0 4 4	3 2	6	2	0	0	0 0	10
0 Chloe Rice	17:24	1-2	1-1	1-2	0 2 2	1 2	4	1	2	1	0 0	14
24 Isis Fitch	21:40	3-8	0-0	3-6	4 2 6	3 4	9	2	2	1	0 0	12
1 Tete Danso	06:28	0-1	0-0	0-0	1 3 4	0 0	0	1	0	0	1 0	2
12 Nika Dorsey	04:51	0-1	0-2	0-1	1 1 0	1 0	0	0	0	0	0 0	-11
22 Abbie Draper	00:20	0-0	0-0	0-0	1 1 0	0 0	0	1	0	0	0 0	-3
4 Aamnah Interrante	00:19	0-0	0-0	0-0	0 0 0	0 0	0	0	0	0	0 0	-3
33 Veronika Roberts	00:19	0-0	0-0	0-0	0 0 0	0 0	0	0	0	0	0 0	-3
42 Callie Ziebell	00:19	0-0	0-0	0-0	0 0 0	1 0	0	0	0	0	0 0	-2
Team					2 1 3		0	0				
Totals		19-55	9-25	17-28	15 29 44	12 23	64	16	12	4	5 2	7

Technical Fouls: NONE

Shooting By Period	1st FG%	2nd FG%	3rd FG%	4th FG%	GM FG%
1st FG%	4-14 28.6%				
3PT%	3-9 33.3%				
FT%	1-2 50%				
2nd FG%	6-14 42.9%				
3PT%	2-6 33.3%				
FT%	3-8 37.5%				
3rd FG%	6-15 40.0%				
3PT%	2-5 40.0%				
FT%	2-4 50%				
4th FG%	3-12 25.0%				
3PT%	2-5 40.0%				
FT%	11-16 68.8%				
GM FG%	19-55 34.5%				
3PT%	9-25 36.0%				
FT%	17-28 60.7%				

Dead Ball Rebounds: 9, 0

	WISC	BRAD									
Biggest lead	7 (1 st 4:40)	10 (4 th 0:19)	Points from	WISC	BRAD	Period by Period Scoring					
Best Scoring Run	7 (4 th 8:57)	10 (2 nd 9:18)	Turnovers	10	12		1st	2nd	3rd	4th	TOT
Lead Changes			Paint	38	14	WISC	11	21	12	13	57
Times Tied	8		Second Chance	18	10						
Time with Lead	12:58	21:22	Fast Breaks	6	19	BRAD	12	17	16	19	64
			Bench	7	13						



Official Basketball Box Score - Final
NJIT at Wisconsin
11/14/21 Kohl Center, Madison
2021-22 Women's Basketball

Game Time: 1:01 PM
Game Duration: 1:42
Attendance: 2,994

Officials: Julie Krommhoek, Karleena Tobin, Kelsey Reynolds

NJIT - 61

Record: 1-2

NO. Name	Min	FG M-A	3P M-A	FT M-A	Rebounds		Fouls PF FO	TP	AS	TO	ST	Blocks BS BA	+/-	Shooting By Period				
					OR	DR								TOT	1st FG	2nd FG		
12 Maria Fux	C 28:16	1-6	1-4	2-2	1	1	2	1	5	2	1	0	0	15	1st FG	4-14	28.6%	
20 Kimi Evans	C 25:50	4-8	0-1	0-0	2	7	9	1	0	8	1	1	0	3	19	3PT%	2-6	33.3%
4 Kenna Squier	G 39:28	5-11	0-2	4-5	3	4	7	2	4	14	5	1	0	0	13	3PT%	3-4	75%
14 Lyzz Lilwinko	G 29:14	3-8	0-1	3-5	1	4	5	0	6	9	0	2	0	0	16	2nd FG	5-14	35.7%
44 Eilyn Stoll	G 30:42	5-13	4-8	0-0	0	0	0	4	1	14	1	3	1	0	13	3PT%	1-3	33.3%
30 Kendle Dalrymple	03:41	1-1	1-1	0-0	0	1	1	0	0	3	0	1	0	0	-3	FT%	2-2	100%
21 Trinity Williams	12:41	2-4	0-1	1-2	1	0	1	3	2	5	0	1	0	2	-5	3rd FG	7-15	46.7%
3 Grace Plummer	17:21	1-2	1-2	0-0	0	6	6	2	0	3	2	2	0	0	-1	3PT%	1-6	16.7%
5 Maddie Martin	11:18	0-0	0-0	0-0	0	2	2	0	0	0	1	2	0	0	-5	FT%	2-4	50%
13 Kiana Brereton	01:29	0-1	0-0	0-0	0	0	0	0	0	0	0	1	0	0	-2	4th FG	6-11	54.5%
Team					5	2	7	0	0	0	2					3PT%	3-6	50.0%
																FT%	3-4	75%
Totals		22-54	7-21	10-14	13	27	40	13	14	61	12	1	5	4	12	GMFG%	22-54	40.7%
																3PT%	7-21	33.3%
																FT%	10-14	71.4%
																Technical Fouls:	NONE	

2021-22 Boxscores



Official Basketball Box Score - Final
Wisconsin at Milwaukee
11/24/21 Klotzke Center, Milwaukee
2021-22 Women's Basketball

Game Time: 6:00 PM
Game Duration: 1:53
Attendance: 976

Officials: Max Berger, Jodie Duffe, Kayla Maxey

Wisconsin - 67

Record: 1-4

NO. Name	Min	FG	3P	FT	Rebounds	Fouls	TP	AS	TO	ST	Blocks	+/-
		M-A	M-A	M-A	OR DR TOT	PF FD					BS BA	
41 Sara Stapleton	F 15:59	3-6	0-0	3-4	1 3 4	5 3	9	1	4	0	0 0	-3
2 Katie Nelson	G 37:39	3-8	1-4	0-0	0 1 1	2 2	7	1	0	1	0 0	-9
3 Brooke Schramek	G 27:01	3-6	1-3	0-0	1 1 2	4 0	7	2	4	1	0 0	-13
5 Julie Pospisilova	G 39:14	8-16	2-5	1-1	1 1 2	2 4	19	5	2	3	1 0	-12
30 Sydney Hillard	G 29:16	6-6	0-0	1-3	2 4 6	0 2	13	1	4	1	0 0	-12
14 Krystyna Ellew	19:27	1-5	0-1	2-2	2 0 2	3 2	4	1	1	0	0 2	-2
40 Tara Stauffacher	12:00	1-3	0-2	0-0	3 1 4	0 0	2	2	1	0	0 0	-2
44 Alex Luehring	14:42	2-5	0-1	0-0	2 2 4	1 0	4	0	0	0	1 1	-7
23 Lexi Duckett	04:42	1-1	0-0	0-0	0 0 0	0 1	2	0	0	0	0 0	0
Team					1 1 2		0	1				
Totals		28-56	4-16	7-10	13 14 27	20 14	67	13	17	6	2 3	-12

Technical Fouls: NONE

Shooting By Period		
1 st FG%	7-11	63.6%
3PT%	0-3	0.0%
FT%	5-7	71.4%
2 nd FG%	11-16	68.8%
3PT%	1-3	33.3%
FT%	0-1	0%
3 rd FG%	4-14	28.6%
3PT%	1-6	16.7%
FT%	0-0	0%
4 th FG%	6-15	40.0%
3PT%	2-4	50.0%
FT%	2-2	100%
GM FG%	28-56	50.0%
3PT%	4-16	25.0%
FT%	7-10	70.0%

Dead Ball Rebounds: 2, 0

Milwaukee - 79

Record: 3-3

NO. Name	Min	FG	3P	FT	Rebounds	Fouls	TP	AS	TO	ST	Blocks	+/-
		M-A	M-A	M-A	OR DR TOT	PF FD					BS BA	
12 Emma Wittershaus	F 29:23	6-9	0-1	3-3	4 6 10	3 5	15	3	0	1	2 0	15
33 Megan Walstad	F 37:52	8-13	0-3	5-7	5 3 8	1 4	21	4	2	0	1 2	9
1 Sydney Staver	G 24:27	2-8	1-3	0-0	0 0 0	3 4	5	1	2	3	0 0	-2
3 Mickaela Schmelzer	G 37:39	4-6	4-5	1-2	0 2 2	2 2	13	3	3	1	0 0	9
10 Miquela Santoro	G 36:22	8-13	0-3	3-4	0 2 2	2 4	19	4	1	3	0 0	18
13 Macy McGlone	04:44	0-1	0-0	2-2	1 2 3	0 1	2	0	1	0	0 0	1
2 Lior Halevi	05:28	0-1	0-1	0-0	0 0 0	2 0	0	1	0	0	0 0	2
30 Kendall Nead	18:06	2-5	0-0	0-0	2 0 2	0 0	4	1	1	0	0 0	11
24 Jada Donaldson	05:59	0-0	0-0	0-0	0 0 0	1 0	0	0	0	0	0 0	-3
Team					0 1 1		0	0				
Totals		30-56	5-16	14-18	12 16 28	14 20	79	17	10	8	3 2	12

Technical Fouls: NONE

Shooting By Period		
1 st FG%	9-16	56.3%
3PT%	2-7	28.6%
FT%	0-0	0%
2 nd FG%	10-17	58.8%
3PT%	1-3	33.3%
FT%	1-1	100%
3 rd FG%	5-12	41.7%
3PT%	1-5	20.0%
FT%	1-0	80%
4 th FG%	6-11	54.5%
3PT%	1-1	100.0%
FT%	5-7	71.4%
GM FG%	30-56	53.6%
3PT%	5-16	31.3%
FT%	14-18	77.8%

Dead Ball Rebounds: 4, 0

	WIS	MKE
Biggest lead	7 (2 nd 4:10)	18 (4 th 3:24)
Best Scoring Run	7 (1 st 2:59)	8 (3 rd 2:27)
Lead Changes	6	
Times Tied	6	
Time with Lead	06:33	30:25

Points from	WIS	MKE
Turnovers	6	23
Paint	28	30
Second Chance	11	20
Fast Breaks	2	8
Bench	12	6

Period by Period Scoring	WIS	MKE
1st	19	23
2nd	9	16
3rd	16	67
4th	18	79



Official Basketball Box Score - Final
Boise St. at Wisconsin
11/27/21 CU Events Center, Boulder
2021-22 Women's Basketball

Game Time: 3:30 PM
Game Duration: 1:58
Attendance: 952

Officials: Tiffany Bird, Richard Waters, Kimberly Hobbs

Boise St. - 45

Record: 1-4

NO. Name	Min	FG	3P	FT	Rebounds	Fouls	TP	AS	TO	ST	Blocks	+/-
		M-A	M-A	M-A	OR DR TOT	PF FD					BS BA	
23 Elodie Lalotte	F 13:10	4-5	0-0	0-0	3 3 6	5 2	8	0	4	0	0 0	4
33 Abby Muse	F 27:18	2-6	0-0	2-4	3 3 6	3 4	6	2	3	1	0 0	-7
12 Mary Kay Naro	G 37:45	3-12	0-5	4-4	2 2 4	0 2	10	6	2	0	2 0	-15
14 Anna Ostlie	G 20:26	0-7	0-5	0-0	1 3 4	2 0	0	0	3	1	0 2	-13
15 Dominique Leonidas	G 29:29	4-10	2-4	0-0	2 2 2	2 2	10	0	4	0	0 0	-12
25 Rachel Bowers	17:40	1-4	0-0	1-2	0 3 3	2 2	3	0	1	0	0 0	-11
11 Kaitlin Burgess	14:53	1-3	1-3	0-0	0 2 2	0 0	3	0	2	1	0 0	-6
22 Trista Hull	20:30	1-3	0-0	0-0	1 0 1	1 0	2	0	0	0	0 0	-11
24 Jayda Clark	12:22	1-3	1-3	0-0	0 2 2	1 0	3	0	1	0	0 0	-3
21 Sydney McQuietor	03:37	0-1	0-0	0-0	0 0 0	0 0	0	0	0	0	0 0	-5
2 Linsey Lovrovich	02:50	0-1	0-1	0-0	0 1 0	0 0	0	0	0	0	0 0	4
Team					3 3 6		0	0				
Totals		17-55	4-21	7-10	13 24 37	16 12	45	8	20	3	2 2	-15

Technical Fouls: NONE

Shooting By Period		
1 st FG%	4-17	23.5%
3PT%	2-6	33.3%
FT%	0-0	0%
2 nd FG%	4-11	36.4%
3PT%	1-3	33.3%
FT%	2-2	100%
3 rd FG%	7-16	43.8%
3PT%	1-8	12.5%
FT%	0-0	0%
4 th FG%	2-11	18.2%
3PT%	0-4	0.0%
FT%	5-8	62.5%
GM FG%	17-55	30.9%
3PT%	4-21	19.0%
FT%	7-10	70.0%

Dead Ball Rebounds: 1, 1

Wisconsin - 60

Record: 2-4

NO. Name	Min	FG	3P	FT	Rebounds	Fouls	TP	AS	TO	ST	Blocks	+/-
		M-A	M-A	M-A	OR DR TOT	PF FD					BS BA	
41 Sara Stapleton	F 21:58	3-7	0-0	1-4	1 2 3	2 3	7	0	1	0	1 0	3
2 Katie Nelson	G 29:37	1-4	1-2	0-0	1 3 4	0 3	3	4	1	3	0 1	9
3 Brooke Schramek	G 20:01	3-5	0-1	2-2	2 0 2	4 2	8	0	4	2	0 0	-4
5 Julie Pospisilova	G 33:16	5-15	3-7	2-2	1 6 7	1 3	15	8	1	0	1 1	19
30 Sydney Hillard	G 26:51	5-9	0-0	1-2	0 5 5	0 4	11	1	1	2	0 0	6
40 Tara Stauffacher	16:08	1-3	0-2	1-2	3 0 3	2 1	3	0	0	0	0 0	17
23 Lexi Duckett	14:30	0-3	0-2	0-0	1 0 1	0 0	0	0	2	0	0 0	7
22 Lovisa Djurstrom	03:44	0-0	0-0	0-0	0 2 0	0 0	0	0	0	0	0 0	-6
14 Krystyna Ellew	17:21	2-7	1-3	0-0	1 4 5	1 0	5	1	0	2	0 0	16
44 Alex Luehring	10:32	3-5	2-4	0-0	1 1 1	1 0	8	0	0	0	0 0	16
10 Halle Douglass	03:01	0-0	0-0	0-0	0 0 0	0 0	0	0	1	0	0 0	-4
24 Natalie Leuzinger	03:01	0-0	0-0	0-0	0 0 0	1 0	0	0	1	0	0 0	-4
Team					1 4 5		0	0				
Totals		23-58	7-21	7-12	11 27 38	12 16	60	14	12	9	2 2	15

Technical Fouls: NONE

Shooting By Period		
1 st FG%	3-14	21.4%
3PT%	0-6	0.0%
FT%	3-4	75%
2 nd FG%	7-18	38.9%
3PT%	3-6	50.0%
FT%	1-2	50%
3 rd FG%	8-14	57.1%
3PT%	3-5	60.0%
FT%	2-2	100%
4 th FG%	5-12	41.7%
3PT%	1-4	25.0%
FT%	7-8	87.5%
GM FG%	23-58	39.7%
3PT%	7-21	33.3%
FT%	7-12	58.3%

Dead Ball Rebounds: 4, 0

	Boise	WISCO
Biggest lead	2 (1 st 4:17)	19 (4 th 4:11)
Best Scoring Run	4 (4 th 9:41)	8 (4 th 4:49)
Lead Changes	8	
Times Tied	1	
Time with Lead	05:54	31:14

Points from	Boise	WISCO
Turnovers	2	17
Paint	22	28
Second Chance	7	5
Fast Breaks	0	9
Bench	11	16

Period by Period Scoring	Boise	WISCO
1st	10	11
2nd	15	9
3rd	9	45
4th	12	60



Official Basketball Box Score - Final
Wisconsin at Colorado
11/28/21 CU Events Center, Boulder
2021-22 Women's Basketball

Game Time: 12:00 PM
Game Duration: 1:42
Attendance: 1,075


Officials: Robert Scofield, Cheryl Flores, Tiffany Bird

Wisconsin - 51

Record: 2-5

NO. Name	Min	FG	3P	FT	Rebounds	Fouls	TP	AS	TO	ST	Blocks	+/-
		M-A	M-A	M-A	OR DR TOT	PF FD					BS BA	
41 Sara Stapleton	F 17:18	3-5	0-0	0-0	1 3 4	5 2	6	0	2	1	0 0	1
2 Katie Nelson	G 36:54	1-3	0-2	0-0	3 4 7	2 4	2	3	3	0	1 0	-17
3 Brooke Schramek	G 31:30	5-10	1-3	0-1	1 3 4	2 1	11	3	1	1	0 2	-8
5 Julie Pospisilova	G 37:14	4-12	2-7	0-0	0 2 2	1 2	10	1	5	3	2 0	-16
30 Sydney Hillard	G 33:19	6-8	0-0	0-0	0 2 2	0 0	12	4	3	1	0 0	-17
44 Alex Luehring	05:53	0-1	0-1	0-0	0 0 0	0 0	0	0	0	0	0 0	-3
14 Krystyna Ellew	16:27	1-7	0-5	0-0	0 2 2	2 2	2	0	2	0	0 0	-16
40 Tara Stauffacher	12:42	2-4	2-4	0-0	0 1 1	1 0	6	1	1	0	0 0	-5
23 Lexi Duckett	06:43	0-1	2-3	1 0 1	0 3	2	0	1	1	0	0 0	-5
10 Halle Douglass	00:40	0-0	0-0	0 0 0	0 0	0	0	0	0	0	0 0	2
22 Lovisa Djurstrom	00:40	0-0	0-0	0 0 0	0 0	0	0	0	0	0	0 0	2
24 Natalie Leuzinger	00:40	0-0	0-0	0 0 0	0 0	0	0	0	0	0	0 0	2
Team					5 0 5		0					
Totals		22-51	5-23	2-4	11 17 28	13 14	51	12	18	7	3 2	-16


RADIO/TV ROSTER

**2**

KATIE NELSON
G | Grad. | 5-8
Falmouth, Mass.

**3**


BROOKE SCHRAMEK
G | So. | 6-1
Naperville, Ill.

**5**

JULIE POSPÍŠILOVÁ
G | Jr. | 6-0
Prague, Czech Rep

**10**

HALLE DOUGLAS
G | So. | 6-1
Lake Forest, Ill.

**11**


MATY WILKE
G | Fr. | 5-10
Beaver Dam, Wis.

**14**

KRISTYNA ELLEW
G | Fr. | 5-10
Chicago, Ill.

**20**


SACIA VANDERPOOL
F | Fr. | 6-4
Byron, Minn. **LOVISA**

**22**

DJURSTRÖM
F/C | So. | 6-4
Gothenburg, Sweden

**24**

NATALIE LEUZINGER
G | So. | 5-8
Monroe, Wis.

**30**


SYDNEY HILLIARD
G | Jr. | 5-11
Monroe, Wis.

**40**

TARA STAUFFACHER
F | Jr. | 5-11
Columbus, Wis.

**41**

SARA STAPLETON
F/C | Jr. | 6-3
Blaine, Minn.

**44**

ALEX LUEHRING
G | Gr. | 6-2
Verona, Wis.



HEAD COACH
MARISA MOSELEY
UW Record: 2-5 (1st)
Overall Record: 47-34 (4th)



ASSOCIATE HEAD COACH
SCOTT MERRITT



ASSISTANT COACH
KATE BARNOSKY



ASSISTANT COACH
CAROLINE DOTY