

WISCONSIN BASKETBALL

24 NCAA TOURNAMENT APPEARANCES • 4 FINAL FOURS • 21 BIG TEN CHAMPIONSHIPS • 21 CONSENSUS ALL-AMERICANS

#23 WISCONSIN BADGERS

RECORD: 5-1, 0-0 BIG TEN



Rankings (AP/Coaches): 23/21
Head Coach: Greg Gard
Record at Wisconsin: 124-71 (7th Season)
Overall Record: 124-71 (7th Season)

VS

GEORGIA TECH YELLOW JACKETS

RECORD: 5-1, 0-0 ACC



Rankings (AP/Coaches): --/--
Head Coach: Josh Pastner
Record at GT: 87-76 (6th Season)
Overall Record: 254-149 (13th Season)

WEDNESDAY, DECEMBER 1 • 8:15 P.M. (CT) • ATLANTA, GA. • MCCAMISH PAVILION • ESPN2

BADGERS PREPARE FOR BIG/ACC CHALLENGE

- Winners of the 2021 Maui Invitational, Wisconsin hits the road to face Georgia Tech as part of the 2021 Big Ten/ACC Challenge. Tip is at 8:15 p.m. (CT) on ESPN2.
- Up next, the Badgers return home to host in-state rival Marquette on Saturday. Tip is set for 11:30 a.m. (CT) on FOX.



Maui Invitational MVP Johnny Davis is coming off a 3-game stretch where he averaged 23.7 points (47.2% FG, 46.2% 3FG, 15-15 FT) and 6.7 rebounds per game, including a career-high 30-point performance against #12 Houston.

FAST BREAK FACTS

- Wisconsin is 11-11 all-time in the Big Ten/ACC Challenge, equaling the most wins among Big Ten schools in the event. The Badgers are 46-45 all-time against teams from the ACC.
- UW's 11 wins equals the most among Big Ten schools in the event. Minnesota, Penn State and Purdue also have 11 Challenge wins.
- Last season, UW registered a pair of wins over ACC teams, beating Louisville, 85-48, in the Challenge and North Carolina, 85-62, in the NCAA tournament. (more on page 3)
- Wisconsin won its first-ever Maui Invitational championship, claiming 3 games in 3 days in Las Vegas last week.
- During the tourney, UW allowed 58.7 ppg and overcame double-digit deficits in 2 of 3 games.
- The Badgers posted their first win over a ranked team this season, knocking off No. 12 Houston, 65-63, in the Maui Invitational.
- Wisconsin is 1 of just 7 teams with a pair of wins over Ken Pomeroy top-40 teams, knocking off KenPom's No. 5 Houston and No. 37 Saint Mary's.
- Wisconsin's win over #12 Houston marked UW's highest-ranked win since beating #12 Michigan State, 85-76, on Dec. 25, 2020.
- It was UW's first neutral site win over a ranked opponent since knocking off #1 Villanova in the second round of the 2017 NCAA Tournament.
- Through 6 games, UW is shooting 83.0% at the free throw line and has made more FTs (88) than its opponents have attempted (79). Wisconsin is also out-rebounding foes 38.5 to 34.0, while averaging just 9.0 turnovers/game.
- UW ranks 7th in defensive efficiency according to KenPom.com, limiting foes to 55.2 ppg and just 38.0% shooting (31.7% 3FG). (page 4)
- Sophomore **Johnny Davis** shined on the strip of Las Vegas last week during the Maui Invitational, showcasing himself to be one of the best young guards in college basketball. This season, Davis is averaging a team-best 20.2 ppg and 5.6 rpg. He also leads UW in assists (10) and steals (10). (page 4)
- UW's "iron man" **Brad Davison** has played in all 134 games he's been eligible (130 starts), ranking 3rd all-time at Wisconsin in games started (130), 4th in minutes played (4,196), 14th in scoring (1,443), 4th in 3FGs (233), 10th in steals (139) and 5th in FT% (.833). (page 5)
- Junior **Tyler Wahl** earned Maui Invitational All-Tournament honors, averaging 11.0 ppg and 5.3 rpg, scoring a career-high 18 points in the championship game against Saint Mary's.
- In his 7th season as head coach, **Greg Gard** has guided Wisconsin to a 124-71 (.636) record - 74-21 (.779) at Kohl Center. (page 2)
 - Gard has led the Badgers to appearances in 4 of the last 5 NCAA tournaments.
- This season's Wisconsin roster features 12 underclassmen, including 5 true freshmen.
 - The average age of UW's starting lineup this season is 19.8 years old. In comparison, last year's lineup had an average age 22.6 yrs old.

WISCONSIN'S PROBABLE STARTERS

No.	Name	Pts.	Reb.	Ast.	Of Note
1	JOHNNY DAVIS	20.2	5.6	2.2	Maui Invitational MVP leading UW in pts, reb, ast and stls
5	TYLER WAHL	9.3	5.0	0.8	Career-high 18pts (12 pts in 2H) in Maui Invitational title game
21	STEVEN CROWL	9.2	5.2	0.8	Career-high 18 points, 7 rebounds vs. Green Bay (11/12)
23	CHUCKY HEPBURN	6.2	2.5	1.5	First true freshman to start season opener since 2001
34	BRAD DAVISON	13.3	5.0	1.7	25 points vs. Providence; 134 career GP (130 starts)

2021-22 SCHEDULE

Nov. 9	ST. FRANCIS (NY)	W, 81-58
Nov. 12	GREEN BAY	W, 72-34
Nov. 15	PROVIDENCE*	L, 58-63

MAUI INVITATIONAL - Las Vegas, Nevada

Nov. 22	vs. Texas A&M	W, 69-58
Nov. 23	vs. Houston [12]	W, 65-63
Nov. 24	vs. Saint Mary's	W, 61-55

Dec. 1	at Georgia Tech^	8:15 PM
Dec. 4	MARQUETTE	11:30 AM
Dec. 8	INDIANA	6 PM
Dec. 11	at Ohio State [19]	11 AM
Dec. 15	NICHOLLS STATE	7 PM
Dec. 23	MORGAN STATE	6 PM
Dec. 29	ILLINOIS STATE	7 PM

Jan. 3	at Purdue [6]	6 PM
Jan. 6	IOWA	8 PM
Jan. 9	at Maryland [20]	TBA
Jan. 13	OHIO STATE [19]	6 PM
Jan. 18	at Northwestern	8 PM
Jan. 21	MICHIGAN STATE	8 PM
Jan. 25	at Nebraska	8 PM
Jan. 30	MINNESOTA	NOON

Feb. 2	at Illinois [10]	8 PM
Feb. 5	PENN STATE	5 PM
Feb. 8	at Michigan State	6 PM
Feb. 12	RUTGERS	1 PM
Feb. 15	at Indiana	8 PM
Feb. 20	MICHIGAN [4]	NOON
Feb. 23	at Minnesota	8 PM
Feb. 26	at Rutgers	5 PM

March 1	PURDUE [6]	8 PM
March 6	NEBRASKA	1 PM

BIG TEN TOURNAMENT - Indianapolis, Ind.

Mar. 9-13 at Gainbridge Fieldhouse

NCAA TOURNAMENT

Mar. 15-16 First Four

Mar. 17-20 Rounds 1-2

Mar. 24-27 Sweet 16 / Elite 8

April 2-4 Final Four / Championship
 New Orleans

All times listed Central Standard Time

[] AP Top 25 Team Ranking

* Gavitt Tipoff Games

^ Big Ten/ACC Challenge

Home games in **BOLD CAPS**

FOLLOW THE #BADGERS

TV: ESPN2

App: ESPN | Online: espn.com/watch/

Play-by-Play: Dave Pasch

Analyst: Debbie Antonelli

RADIO: BADGER SPORTS NETWORK

App: iHeartRadio | Satellite: SiriusXM 195

Play-by-Play: Matt Lepay

Analyst: Mike Lucas

SOCIAL MEDIA: #ONWISCONSIN

Twitter: @BadgerMBB

Instagram: badgermbb

Facebook: /WisconsinMensBasketball

YouTube: /WisconsinBadgers

BASKETBALL COMMUNICATIONS**GENERAL INFORMATION**

- Address: 1440 Monroe Street, Madison, WI 53711
- Website: UWBadgers.com
- Press Box Phone: (608) 262-7766

BRANDON HARRISON**PRIMARY CONTACT**

- Phone: (608) 279-8653
- Email: bah@athletics.wisc.edu
- Twitter: @BrandonHarrison

**PATRICK HERB****DIRECTOR OF BRAND STRATEGY**

- Phone: (608) 957-2085
- Email: pah@athletics.wisc.edu
- Twitter: @PatrickHerb

**MEDIA RESOURCES****CREDENTIAL APPLICATIONS**

- www.sportssystem.com/Wisconsin

BIG TEN MEDIA EMAIL LIST

- office.bigten.org/media

WISCONSIN BASKETBALL RECORD BOOK

- go.wisc.edu/MBBRecordBook

WIRELESS INTERNET ACCESS (KOHL CENTER)

- BadgerWiFi (connect and register with email address)

LIVE STATS - STATBROADCAST (KOHL CENTER)

- Wisconsin.StatBroadcast.com (password: buckybadger)

OFFICIAL SOCIAL MEDIA CHANNELS

- Twitter: @BadgerMBB
- Instagram: @badgermbb
- Facebook: /WisconsinMensBasketball
- YouTube: /WisconsinBadgers

RADIO

Radio Station: WIBA (1310 AM)

Play-by-Play Announcer: Matt Lepay

Address: P.O. Box 99
Madison, WI 53701
Phone: 608-274-5450

Color Analyst: Mike Lucas

Address: 1440 Monroe St.
Madison, WI 53711
Phone: 608-252-6474

Credentials: 2021-22 men's basketball credentials must be requested online: www.sportssystem.com/Wisconsin

Contact Brandon Harrison with questions (608-279-8653). Approved credentials will be either mailed or made available at the Brand Communications Office or with the parking attendant (white vehicle) at the entrance to Lot 46 on Frances Street, one block north of the Kohl Center




0 JAHCOBI NEATH
G, Jr., 6-4, 196
Toronto, Ontario



1 JOHNNY DAVIS
G, So., 6-5, 194
La Crosse, Wis.




2 JORDAN DAVIS
G, So., 6-4, 198
La Crosse, Wis.



4 CARTER HIGGINBOTTOM
G, Jr., 6-0, 193
Chicago, Ill.




5 TYLER WAHL
F, Jr., 6-9, 221
Lakeville, Minn.



10 ISAAC LINDSEY
G, So., 6-4, 184
Mineral Point, Wis.



11 LORNE BOWMAN
G, Fr., 6-2, 210
Detroit, Mich.



13 JUSTIN TAPHORN
G, So., 6-5, 208
Pekin, Ill.




14 CARTER GILMORE
F, So., 6-7, 224
Hartland, Wis.



20 BEN CARLSON
F, So., 6-9, 226
Woodbury, Minn.




21 CHRIS HODGES
F, Fr., 6-9, 239
Schaumburg, Ill.



22 STEVEN CROWL
F, So., 7-0, 234
Eagan, Minn.




23 CHUCKY HEPBURN
G, Fr., 6-2, 211
Omaha, Neb.



32 MATTHEW MORS
F, Fr., 6-7, 241
Yankton, S.D.



33 CHRIS VOGT
C, Sr., 7-0, 257
Mayfield, Ky.



34 BRAD DAVISON
G, Sr., 6-4, 200
Maple Grove, Minn.



35 MARKUS ILVER
F, Fr., 6-8, 219
Tallinn, Estonia



GREG GARD
Head Coach
7th season at UW



JOE KRABBRHOFT
Assistant Coach
6th season at UW



DEAN OLIVER
Assistant Coach
5th season at UW



SHARIF CHAMBLISS
Assistant Coach
1st season at UW



MARC VANDEWETTERING
Dir. Basketball Operations
9th season at UW



KYLE BLACKBURN
Dir. Recruiting & Scouting
6th season at UW



JIM SNIDER
Strength & Conditioning
11th season at UW



AJ VAN HANDEL
Video Coordinator
11th season at UW

WISCONSIN BADGERS	POS	HT	WT	YR/ELIG	HOMETOWN (HS/LAST SCHOOL)	PRONUNCIATION
0 Jahcobi Neath	G	6-4	196	Jr./Jr.	Toronto, Ontario (Wake Forest)	Juh-KOBE KNEE-th
1 Johnny Davis	G	6-5	194	So./So.	La Crosse, Wis. (Central)	
2 Jordan Davis	G	6-4	198	So./So.	La Crosse, Wis. (Central)	
4 Carter Higginbottom	G	6-0	193	Sr./Jr.	Chicago, Ill. (St. Ignatius)	
5 Tyler Wahl	F	6-9	221	Jr./Jr.	Lakeville, Minn. (North)	WALL
10 Isaac Lindsey	G	6-4	184	So./So.	Mineral Point, Wis. (Mineral Point)	LIN-zee
11 Lorne Bowman II	G	6-2	210	So./Fr.	Detroit, Mich. (St. Mary's)	BOW-men
13 Justin Taphorn	G	6-5	208	So./So.	Pekin, Ill. (Pekin)	
14 Carter Gilmore	F	6-7	224	So./So.	Hartland, Wis. (Arrowhead)	
20 Ben Carlson	F	6-9	226	So./So.	Woodbury, Minn. (East Ridge)	
21 Chris Hodges	F	6-9	239	Fr./Fr.	Schaumburg, Ill. (Schaumburg)	
22 Steven Crowl	F	7-0	234	So./So.	Eagan, Minn. (Eastview)	(rhymes with growl)
23 Chucky Hepburn	G	6-2	211	Fr./Fr.	Omaha, Neb. (Bellevue West)	
32 Matthew Mors	F	6-7	241	Fr./Fr.	Yankton, S.D. (Yankton)	MORE-s
33 Chris Vogt	C	7-0	257	Gr./5th	Mayfield, Ky. (Cincinnati)	VOTE
34 Brad Davison	G	6-4	200	Gr./5th	Maple Grove, Minn. (Maple Grove)	DAVIS-on
35 Markus Ilver	F	6-8	219	Fr./Fr.	Tallinn, Estonia (Western Reserve Acad.)	ILL-ver

CHARTING THE BADGERS

CAREER GAMES PLAYED

	Games	Starts	Cons. Starts
Brad Davison	134	130	130
Tyler Wahl	68	27	24
Johnny Davis	36	5	5
Carter Higginbottom	19	0	0
Jordan Davis	18	0	0
Steven Crowl	18	6	6
Carter Gilmore	15	0	0
Ben Carlson	13	1	0
Justin Taphorn	8	0	0
Chucky Hepburn	6	6	6
Lorne Bowman	6	0	0
Chris Vogt	6	0	0
Markus Ilver	3	0	0
Isaac Lindsey	2	0	0
Jahcobi Neath	1	0	0

DOUBLE-DIGIT POINTS

	Career	'21-22	Cons.
Brad Davison	71 (50-21)	3 (2-1)	0
Johnny Davis	14 (10-4)	5 (5-0)	6
Tyler Wahl	7 (5-2)	2 (1-1)	1
Steven Crowl	3 (3-0)	3 (3-0)	1
Ben Carlson	1 (1-0)	0 (0-0)	0
Chucky Hepburn	1 (1-0)	1 (1-0)	0

20-POINT SCORING GAMES

	Career	'21-22	Cons.
Brad Davison	11 (7-4)	1 (0-1)	0
Johnny Davis	3 (3-0)	3 (3-0)	3

30-POINT SCORING GAMES

	Career	'21-22	Cons.
Brad Davison	2 (1-1)	0	0
Johnny Davis	1 (1-0)	1 (1-0)	0

DOUBLE-DIGIT REBOUNDS

	Career	'21-22	Cons.
Tyler Wahl	3 (1-2)	0	0
Brad Davison	1 (1-0)	0	0

DOUBLE-DIGIT ASSISTS

	Career	'21-22	Cons.
None Active	--	--	--

DOUBLE-DOUBLES

	Career	'21-22	Cons.
Tyler Wahl	2 (1-1)	2 (1-1)	0

MAUI INVITATIONAL CHAMPS

- Wisconsin claimed its first-ever Maui Invitational championship last week in Las Vegas.
- UW is the 6th Big Ten school to win the Maui Invitational and the first since Illinois in 2012.
- **Johnny Davis** was named tournament MVP after averaging 23.7 points and 6.7 rebounds per game, which was highlighted by a career-high 30 points vs. #12 Houston.
- **Tyler Wahl** averaged 11.0 ppg and 5.3 rpg to earn All-Tournament honors.

WISCONSIN 69, TEXAS A&M 58

- Trailing by as many as 16 in the first half, UW used two big runs of 15-1 and 15-3 to take the lead never look back in the win.
- Davis tallied a career-high 20 pts and 9 reb, with Davison adding 19 pts (6-6 FT) and 7 reb.

WISCONSIN 65, #12 HOUSTON 63

- Wisconsin held Houston to just 20 first-half points and earned its highest-ranked win since winning at #12 Michigan State, 85-76, on Dec. 25, 2020.
- UW jumped to a 13-0 lead and shot a season-high 49.6% FG (57.1% in 1H). The Badgers turned it over just 9 times. Houston entered averaging 17.0 forced TOs per game.
- Davis scored a career-high 30 points, while Davison and Wahl added 9 points apiece.

WISCONSIN 61, SAINT MARY'S 55

- UW erased a 10-point second-half deficit (37-27 with 15:58 remaining), its largest second-half comeback since beating NC State in 2018.
- Davis had 20 points and 7 rebounds, while Tyler Wahl added a career-high 18 pts, 5 reb, 4 blk.

WISCONSIN IN THE CHALLENGE

- Wisconsin is 11-11 all-time in the Big Ten/ACC Challenge, including a 4-8 mark away from home.
- UW's 11 wins equals the most among Big Ten schools in the event. Minnesota, Penn State and Purdue also have 11 Challenge wins.
- By winning percentage, only Penn State and Purdue have a higher mark than the Badgers:

Most Big Ten/ACC Challenge wins, Big Ten

School	Record	Pct.
1. Penn State	11-9	.550
Purdue	11-9	.550
3. Wisconsin	11-11	.500
Minnesota	11-11	.500
Nebraska	5-5	.500

- Under Gard, the Badgers are 3-2 in the Challenge and have gone 6-5 vs. the ACC overall. Gard's teams have beaten Syracuse, NC State and Louisville in the Challenge as well as 3 ACC teams in the NCAA tournament: Pittsburgh (2016), Virginia Tech (2017) and North Carolina (2021).
- UW is 6-5 all-time vs. ranked teams in the Challenge, including last year's W vs. #23 Louisville.
- UW's 37-point win over Louisville in last year's Challenge (85-48) ranks as the team's 2nd-largest margin of victory in the Big Ten/ACC Challenge, trailing only a 39-pt win over NC State (87-48) in 2010.
- Including this season, UW has been ranked in 13 of its 22 Challenge games. The Badgers are 6-5 all-time against top-25 teams in the Challenge.
- Wisconsin holds a 46-45 all-time record against teams from the ACC.

UW IN THE BIG TEN/ACC CHALLENGE

- Record: 11-11
- On Road: 3-8
- At Home: 7-3
- Neutral: 1-0
- Streak: 1 win
- Vs. Ranked: 6-5

Year Opponent

1999	UW at Wake Forest
2000	UW (#23) vs. Maryland (#13)
2001	UW at Georgia Tech
2002	UW (#23) vs. Wake Forest
2003	UW (#15) at Maryland
2004	UW (#25) vs. Maryland (#12)
2005	UW (#24) at Wake Forest (#24)
2006	UW (#12) vs. Florida State
2007	UW (#20) at Duke (#6)
2008	UW at Virginia Tech
2009	UW vs. Duke (#6)
2010	UW vs. NC State
2011	UW (#9) at North Carolina (#5)
2012	UW vs. Virginia
2013	UW (#8) at Virginia
2014	UW (#2) vs. Duke (#4)
2015	UW at Syracuse (#14)
2016	UW (#17) vs. Syracuse (#22)
2017	UW at Virginia (#18)
2018	UW (#22) vs. NC State
2019	UW at NC State
2020	UW vs. Louisville (#23)

Location

Winston-Salem, N.C.
Milwaukee, Wis.
Atlanta, Ga.
Madison, Wis.
College Park, Md.
Madison, Wis.
Winston-Salem, N.C.
Madison, Wis.
Durham, N.C.
Blacksburg, Va.
Madison, Wis.
Madison, Wis.
Chapel Hill, N.C.
Madison, Wis.
Charlottesville, Va.
Madison, Wis.
Syracuse, N.Y.
Madison, Wis.
Charlottesville, Va.
Madison, Wis.
Raleigh, N.C.
Madison, Wis.

Score

L, 48-67
W, 78-75 (ot)
L, 61-62
L, 80-90
L, 67-73 (ot)
W, 69-64
L, 88-91
W, 81-66
L, 58-82
W, 74-72
W, 73-69
W, 87-48
L, 57-60
L, 54-60
W, 48-38
L, 70-80
W, 66-58 (ot)
W, 77-60
L, 37-49
W, 79-75
L, 54-59
W, 85-48



SITUATIONAL RECORDS

	2021-22	Under Gard
Ahead at the half	4-0	100-14
Behind at the half	1-1	20-52
Tied at the half	0-0	3-5
FG% of .450 or more	1-0	68-12
FG% less than .450	4-1	55-59
Better FG% than opp.	4-0	103-13
Worse FG% than opp.	1-1	21-56
Same FG% as opp.	0-0	0-2
Opp. FG% less than 45%	5-1	99-27
3FG% of 40% or more	1-0	58-8
3FG% less than 40%	4-1	64-63
Try more than 20 3FGs	4-1	69-42
Try 20 or fewer 3FGs	1-0	54-28
Make at least 70% FT	5-1	77-30
Try at least 20 FTs	1-0	52-14
Try fewer than 20 FTs	4-1	69-56
Out-rebound opponent	4-0	77-20
Tied or out-rebounded	1-1	46-51
Same or fewer TOs than opp.	5-1	93-41
More TOs than opp.	0-0	30-30
Commit fewer than 12 TOs	4-1	92-42
Commit 12 or more TOs	1-0	31-28
Score fewer than 50 pts.	0-0	1-2
Score 50-59 points	0-1	6-31
Score 60-69 points	3-0	41-25
Score 70-79 points	1-0	42-10
Score 80-89 points	1-0	26-3
Score 90 or more pts.	0-0	7-0
Allow fewer than 50 pts.	1-0	20-1
Allow 50-59 pts.	3-0	41-6
Allow 60-69 pts.	1-1	46-26
Allow 70-79 pts.	0-0	14-26
Allow 80-89 pts.	0-0	2-11
Allow 90 or more pts.	0-0	0-1
Overtime	0-0	7-5
vs. AP Top 25 opponents	1-0	22-35
vs. AP Top 25 opp. at home	0-0	11-9
Home games	2-1	74-21
Road games	0-0	32-34
Neutral site games	3-0	18-16
Day games	3-0	42-23
Night games	2-1	81-48

GAMES DECIDED BY

3 points or less	1-0	14-10
4-5 points	0-1	15-16
6-10 points	1-0	27-19
11-19 points	1-0	36-21
20 or more points	2-0	32-3

TELEVISED GAMES

CBS	0-0	10-10
CBS Sports Network	0-0	0-1
FOX	0-0	2-5
FS1	0-1	11-12
ESPN	2-0	15-12
ESPN2	1-0	11-11
ESPNU	0-0	1-2
ESPN+	0-0	3-1
Big Ten Network	0-0	61-14
Big Ten Plus	2-0	4-0
TBS	0-0	0-3
TNT	0-0	2-0

"HERE'S JOHNNY!"

Sophomore **Johnny Davis** shined on the strip of Las Vegas last week during the Maui Invitational, showcasing himself to be one of the best young guards in college basketball.

- The Maui Invitational Tournament MVP is coming off a 3-game stretch during which he averaged 23.7 points (47.2% FG, 46.2% 3FG, 15-15 FT) and 6.7 rebounds per game, which was highlighted by a career-high 30-point performance vs. #12 Houston (11/23).
- Davis' 71 points in 3 Maui Invite games broke Wisconsin's tournament record of 48 set by Trevon Hughes (2009) and Ethan Happ (2016).
- Davis became the first Badger to score 20+ pts in 3 straight games since Ethan Happ in 2018.
- Davis has scored at least 15 points in all 5 games he's played this season, averaging a team-best 20.2 ppg and 5.6 rpg. He also leads UW in assists (11) and steals (10).
- Wisconsin has not had a player average 20 points per game since Michael Finley averaged 20.5 ppg in the 1994-95 season. Finley averaged 20-plus points in 3 consecutive seasons (1993, 1994, 1995).
- Coincidentally, Wisconsin will be raising Finley's #24 into the Kohl Center rafters on Feb. 20.
- Davis ranks 8th in the 2022 kenpom.com Player of the Year Standings.

2021 KenPom.com Player of the Year Rankings

Player (School)	Rating
1. EJ Liddell (Ohio State)	1.756
2. Drew Timme (Gonzaga)	1.555
3. Keegan Murray (Iowa)	1.543
4. Zach Edey (Purdue)	1.465
5. Chet Holmgren (Gonzaga)	1.386
6. Colin Castleton (Florida)	1.369
7. Trayce Jackson-Davis (Indiana)	1.355
8. Johnny Davis (Wisconsin)	1.292
9. Justin Beam (Utah State)	1.287
10. Hunter Dickinson (Michigan)	1.268

- The Badgers are no strangers to the KenPom Player of the Year race. Since the rankings began in 2011, the Badgers have had a player on his final top-10 list in different 5 seasons:

Badgers in Final KenPom Player of Year Rankings

Year	Player	Ranking
2019	Ethan Happ	2
2018	Ethan Happ	8
2017	Ethan Happ	8
2015	Frank Kaminsky	1
2012	Jordan Taylor	6
2011	Jon Leuer	7
2011	Jordan Taylor	9

- Davis tallied career-high points totals in back-to-back games, scoring 21 vs. Texas A&M and then pouring in 30 points the next day against Houston.
- Davis has been nearly perfect at the free throw line, going 21-for-23 on the season, including 15-for-15 during the Maui Invitational.
- Davis is drawing a team-high 4.6 fouls per game.
- The Badgers are 5-0 with Davis in the lineup, dropping a game to Providence when he was out with a lower-body injury.

ALL-TOURNEY TYLER

"**Tyler Wahl** is one of the best defenders in the country. The box score doesn't truly indicate his value."

- Wahl had ESPN's Jay Bilas singing his praises after an All-Tournament Team performance during the Maui Invitational in Las Vegas.
- In 3 games, Wahl averaged 11.0 points per game, including a career-high 18 points in the championship game against Saint Mary's.
- Wahl also averaged 5.3 rebounds per game with 4 steals and 5 blocks (4 blk in title game).
- Consider the second half of games to be "T-Wahl Time," with Wahl averaging 6.7 points (59.3% FG). He's 8-11 at the FT line in the 2H.

WHAT'S TRENDING THIS SEASON

Wisconsin's 5-1 start is already revealing a handful of familiar trends. Consider...

- **Defense:** UW leads the Big Ten and ranks 9th in the NCAA in scoring defense. UW also ranks 9th in the nation in defensive efficiency.
- **Free Throw Shooting:** UW ranks 2nd in the Big Ten shooting 83.0% (88-106) at the foul line. The Badgers have *made* more FTs (88) than their opponents have *attempted* (79).
- **Turnovers:** The Badgers are averaging just 9.0 turnovers per game, which ranks 3rd best in the Big Ten and 9th overall in the NCAA.

DE-FENSE! DE-FENSE!

Wisconsin has stifled its opponents this season, holding the opposition to an average of 55.2 points per game, 38.0 FG% and 31.7% 3FG.

- The Badgers lead the Big Ten and rank 9th in the NCAA in scoring defense. UW has led the B1G in scoring D in 4 of 6 years under Gard.
- UW is 61-7 under Gard when holding opponents below 60 points.
- UW has led the B1G in scoring defense 4 of 6 seasons under Gard (2 straight seasons).
- UW ranks 7th in the nation in Ken Pomeroy's Adjusted Defensive Efficiency (15th last year), allowing 89.3 points per 100 possessions.
- None of the Badgers' 6 opponents have finished better than 1.0 points per possession.

Wisconsin Opponents' Points Per Possession

School	PPP	School	PPP
St. Francis	0.82	Texas A&M	0.88
Green Bay	0.54	Houston	1.00
Providence	0.95	Saint Mary's	0.89

- UW held #12 Houston to 20 first-half points, its fewest in a half this year (previous low 29).
- In a 72-34 win over Green Bay (11/12), the Badgers surrendered the fewest points of the Greg Gard era and fewest overall since a 62-31 win vs Northern Kentucky (11/14/14).
- Wisconsin limited Green Bay to 23.5% FG, the lowest opponent FG% since UW held Virginia to 23.4% FG back on Dec. 4, 2013.
- GB's 23.5% FG marked the 4th-lowest mark ever by a UW opponent in the Kohl Center.

CHARTING THE BADGERS

LED UW IN SCORING

	2020-21	Career
Brad Davison	1 (0-1)	26 (19-7)
Johnny Davis	4 (4-0)	6 (6-0)
Steven Crowl	1 (1-0)	1 (1-0)
Tyler Wahl	0 (0-0)	1 (1-0)

LED UW IN REBOUNDING

	2020-21	Career
Brad Davison	1 (0-1)	9 (4-5)
Tyler Wahl	1 (1-0)	10 (5-5)
Johnny Davis	2 (2-0)	8 (6-2)
Steven Crowl	2 (2-0)	2 (1-0)
Ben Carlson	1 (1-0)	1 (1-0)
Chris Vogt	1 (1-0)	1 (1-0)

LED UW IN ASSISTS

	2020-21	Career
Brad Davison	3 (3-0)	32 (16-16)
Johnny Davis	3 (3-0)	6 (5-1)
Tyler Wahl	1 (1-0)	5 (4-1)
Chuckie Hepburn	3 (2-1)	3 (2-1)
Steven Crowl	2 (1-1)	2 (1-1)

LED UW IN MINUTES

	2020-21	Career
Brad Davison	1 (0-1)	41 (29-12)
Johnny Davis	2 (2-0)	2 (2-0)
Tyler Wahl	3 (2-1)	3 (2-1)
Chuckie Hepburn	1 (1-0)	1 (1-0)

Record in those contests in parentheses

2021-22 LINEUP RECORD

Hepburn, Davison, Davis, Wahl, Crowl	5-0
Hepburn, Davison, Wahl, Carlson, Crowl	0-1

ACTIVE WIN/LOSS STREAKS

Overall	Won 3
Vs. Unranked teams (AP)	Won 2
Vs. Ranked teams (AP)	Won 1
At Home	Lost 1
At Home vs. Big Ten	Lost 3
At Home vs. ranked Big Ten	Lost 4
At Home vs. unranked Big Ten	Won 5
At Home vs. non-conference	Lost 1
At Home vs. ranked opp.	Lost 2
On Road	Lost 2
On Road vs. Big Ten	Lost 2
On Road vs. ranked opp.	Lost 4
On Road vs. unranked opp.	Won 2
Neutral	Won 3
Neutral vs. ranked opp.	Won 1
Neutral vs. unranked opp.	Won 4

GARD AMONG THE BEST

In his 7th season as head coach, **Greg Gard** has put together one of the most successful careers in Wisconsin history and is quickly placing himself among the greatest Big Ten coaches of the last 40 years.

- Gard has guided the Badgers to a record of 124-71 (.636), owning the 5th-best win total and 3rd-highest win percentage in UW annals.

Best Win Pct, Wisconsin Coaches (min. 50 wins)

Coach (School, Years)	Record	Pct.
1. Bo Ryan (2002-15)	364-130	.737
2. Walter Meanwell (1912-17, '21-34)	246-99	.712
3. Greg Gard (2016-present)	124-71	.636
4. Dick Bennett (1996-2000)	94-68	.580
5. Bud Foster (1935-59)	265-267	.498

- Gard became the 2nd-fastest (157 games) Wisconsin coach to 100 wins in the NCAA tournament era. Only Bo Ryan reached 100 faster (138 games).
- With a conference record of 69-45, Gard's .605 win percentage ranks 8th among Big Ten coaches of the last 40 years (since 1980).

Best Win Pct, B1G Coaches w/ 50+ Wins (since 1980)

Coach (School, Years)	Record	Pct.
1. Bo Ryan, WIS (2002-15)	172-68	.717
2. Bob Knight, IND (1972-2000)	353-151	.700
3. Tom Izzo, MSU (1995-)	311-143	.685
4. Thad Matta, OSU (2005-17)	150-78	.658
5. Mark Turgeon, MD (2015-)	90-50	.643
6. Matt Painter, PUR (2005-)	180-109	.623
7. Gene Keady, PUR (1981-05)	265-169	.611
8. Greg Gard, WIS (2016-)	69-45	.605

(thru 2020-21 season)

- Among Wisconsin coaches, Gard ranks 4th in Big Ten wins (69) and 3rd in Big Ten win pct., trailing only Hall of Famers Bo Ryan (.717) Walter Meanwell (.660).

NEW FACES, NEW PLACES

Wisconsin has plenty of new faces, plus familiar ones in new places, that are making their mark:

- UW's roster features 12 underclassmen, tied with Nebraska for most in the Big Ten. It marks UW's largest group of underclassmen in at least 20 years (going back to 2001-02).
- Freshman G **Chuckie Hepburn** became the first true freshman to start in a season opener for Wisconsin since Devin Harris in 2001-02.
 - He also became just the 5th UW freshman to score in double figures (13 points) in the season opener since 2000.
- 4 different Badgers have made their first career start this season: **Chuckie Hepburn, Ben Carlson, Steven Crowl** and **Johnny Davis**.
- In total, 6 Badgers made their UW debuts in UW's opener (11/9): **Lorne Bowman II, Chuckie Hepburn, Markus Iler, Isaac Lindsey, Jahcobi Neath** and **Chris Vogt**.
- Sophomore **Johnny Davis**, a starter for the first time in his career, leads UW with 20.2 ppg and 5.6 rpg, as well as in assists (11) & steals (10).
- Sophomore F **Steven Crowl** is averaging 9.2 points and 5.2 rebounds per game this season.

SERIES VS. GEORGIA TECH

Wisconsin and Georgia Tech will meet for just the third time in series history on Wednesday.

- The two programs met two decades ago in the 2001 Big Ten/ACC Challenge, as Georgia Tech edged out a 62-61 home win in Bo Ryan and Greg Gard's first season at Wisconsin.
- The Badgers won the first meeting, 104-84, back in 1963, with the game taking place at "The Mecca" in Milwaukee, Wisconsin.
- Georgia Tech assistant coach **Julian Swartz** was a member of Wisconsin's Final Four team in 2000, and is a native of Waukesha, Wis.

WISCONSIN'S IRONMAN DAVISON

Senior **Brad Davison** has been an ironman during his Wisconsin career, appearing in all 134 games he has been eligible (130 straight).

- Davison's durability included a reoccurring shoulder injury as a freshman in 2018-19 when he dislocated his shoulder during a game against Baylor on Nov. 20, 2018. He was back in the lineup the next night against UCLA, the first of 29 consecutive starts to end the year despite the fact he re-injured his shoulder on 5 other occasions during that season.
- During one game vs. Michigan State on Feb. 25, 2018, Davison separated his shoulder during the second half and returned to score 10 of his career-high 30 points after the injury.
- UW's returning leading scorer, Davison ranks 2nd for Wisconsin this season averaging 13.3 ppg, shooting 35.4% FG (85.2% FT, 23-27).
- Scoring a season-high 25 points vs. Providence (11/15), Davison has now climbed up to 14th on Wisconsin's all-time scoring list:

CAREER POINTS

12.	1,458	Frank Kaminsky	2012-15
13.	1,454	Kirk Penney	2000-03
14.	1,443	Brad Davison	2017-present
15.	1,430	D'Mitrik Trice	2016-21
16.	1,425	Devin Harris	2002-04

- Davison also ranks in UW's career annals for:
 - **3rd** - Games Started (130)
 - **4th** - 3-Pt Field Goals (233)
 - **2nd** - 3-Pt Field Goal Att. (653)
 - **4th** - Minutes Played (4,196)
 - **5th** - Free Throw % (.833, 320-384)
 - **10th** - Steals (139)
- Wisconsin is 19-7 (.731) when Davison has led the team in scoring during his career. UW is 50-21 when Davison scores in double figures.
- In the first round of the NCAA tournament last season, Davison scored a season-high 29 pts to lead UW to an 85-62 win over North Carolina.
- Davison has scored 20+ points on 11 different occasions, including 30-point games vs. Michigan St. (2/25/18) & Nebraska (1/21/20).
- He is 1 of just 8 Badgers to author multiple 30-point games in the last 25 seasons.

WISCONSIN BASKETBALL RECORD BOOK WATCH

SCHOOL RECORDS – CAREER

POINTS

10.	1,532	Mike Wilkinson	2002-05
11.	1,459	Bronson Koenig	2014-17
12.	1,458	Frank Kaminsky	2012-15
13.	1,454	Kirk Penney	2000-03
14.	1,443	Brad Davison	2017-present
15.	1,430	D'Mitrik Trice	2016-2021
16.	1,425	Devin Harris	2002-04
17.	1,408	Clarence Sherrod	1969-71
18.	1,405	Cory Blackwell	1982-84
19.	1,376	Jon Leuer	2008-11
20.	1,363	Sam Dekker	2013-15
21.	1,339	Trevon Hughes	2007-10
22.	1,294	Sean Mason	1994-99
23.	1,264	Tracy Webster	1992-94
24.	1,251	Wes Matthews	1978-80
25.	1,223	Kammron Taylor	2004-07

3-POINT FIELD GOALS

1.	270	Bronson Koenig	2014-17
2.	244	D'Mitrik Trice	2016-2021
3.	235	Ben Brust	2011-14
4.	233	Brad Davison	2017-present
5.	227	Tim Locum	1988-91
6.	217	Kirk Penney	2000-03
7.	213	Michael Finley	1992-95
8.	212	Jason Bohannon	2007-10
9.	193	Trent Jackson	1986-89
10.	187	Devin Harris	2002-04

3-POINT FIELD GOAL ATTEMPTS

1.	695	Bronson Koenig	2014-17
2.	653	Brad Davison	2017-present
3.	641	D'Mitrik Trice	2016-2021
4.	631	Michael Finley	1992-95
5.	606	Ben Brust	2011-14
6.	561	Kirk Penney	2000-03

STEALS

8.	164	Devin Harris	2002-04
9.	151	Trent Jackson	1986-89
10.	139	Brad Davison	2017-present
11.	133	Hennssy Auriantal	1996-99
	133	Nigel Hayes	2014-17
13.	131	Claude Gregory	1978-81

FREE THROW PCT. (MIN. 175 FTAS)

1.	.870	Rick Olson (260-299)	1983-86
2.	.856	Tim Locum (166-194)	1988-91
3.	.848	Jason Bohannon (228-269)	2007-10
4.	.837	Josh Gasser (292-349)	2011-15
5.	.833	Brad Davison (320-384)	2017-present
6.	.817	Wes Matthews (273-334)	1978-80
7.	.814	Bronson Koenig (193-237)	2014-17

GAMES STARTED

1.	144	Josh Gasser	2011-15
2.	139	Ethan Happ	2016-19
3.	130	Brad Davison	2017-present
4.	126	Alando Tucker	2003-07
5.	116	Mike Kelley	1998-01
6.	112	Rick Olson	1983-86
	112	Michael Finley	1992-95
	112	Nigel Hayes	2014-17
9.	109	Andy Kowske	1998-01
	109	Danny Jones	1987-90
11.	108	Joe Chmelich	1977-80
	108	D'Mitrik Trice	2016-2021
13.	100	Trevon Hughes	2007-10

GAMES PLAYED

1.	150	Nigel Hayes	2014-17
2.	148	Josh Gasser	2011-15
		Bronson Koenig	2014-17
4.	144	Frank Kaminsky	2012-15
5.	143	D'Mitrik Trice	2018-21
6.	139	Ethan Happ	2016-19
8.	136	Joe Krabbenhoft	2006-09
		Jordan Taylor	2009-12
10.	135	Jason Bohannon	2007-10
		Khalil Iverson	2016-19
12.	134	Brad Davison	2017-present

MINUTES PLAYED

1.	4,774	Josh Gasser	2011-15
2.	4,446	Nigel Hayes	2014-17
3.	4,297	Alando Tucker	2003-07
4.	4,196	Brad Davison	2017-present
5.	4,125	D'Mitrik Trice	2016-2021
6.	4,115	Ethan Happ	2016-19
7.	4,075	Bronson Koenig	2014-17
8.	4,023	Mike Wilkinson	2002-05
9.	3,962	Rick Olson	1983-86
10.	3,950	Jordan Taylor	2009-12

COACHING WINS, OVERALL

1.	364-130 (.737)	Bo Ryan (2002-15)
2.	265-267 (.498)	Harold Foster (1935-59)
3.	246-99 (.712)	Walter Meanwell (1912-17, '21-34)
4.	128-165 (.437)	Steve Yoder (1983-92)
5.	124-71 (.636)	Greg Gard (2016-present)
6.	100-114 (.467)	John Erickson (1960-68)
7.	94-68 (.580)	Dick Bennett (1996-00)

COACHING WINS, BIG TEN

1.	172-68 (.717)	Bo Ryan (2002-15)
2.	158-80 (.660)	Walter Meanwell (1912-17, '21-34)
3.	143-182 (.440)	Harold Foster (1935-59)
4.	69-45 (.605)	Greg Gard (2016-present)
5.	52-74 (.413)	John Erickson (1960-68)

SCHOOL RECORDS – SEASON

ASSIST-TO-TURNOVER RATIO - TEAM

1.	1.71	2010-11
2.	1.70	2014-15
3.	1.52	2013-14
4.	1.48	2020-21
5.	1.43	2009-10
6.	1.36	2012-13

FREE THROW PERCENTAGE - TEAM

1.	.818 (436-533)	2010-11
2.	.768 (364-474)	2020-21
3.	.764 (353-462)	2019-20
4.	.763 (584-765)	2014-15
5.	.758 (413-545)	1983-84
6.	.746 (642-861)	2013-14

SCHOOL RECORDS – SINGLE GAME

3-POINT FIELD GOALS

1.	8	Bronson Koenig vs. Va. Tech	3/16/17
	8	Brad Davison at Nebraska	2/15/20
3.	7	15 times; Most recent:	
		D'Mitrik Trice vs. Oklahoma	11/22/18

BIG TEN RECORDS – CAREER

COACHING WINS, BIG TEN

31.	86-68 (.558)	O.B. Cowles, MINN	1948-59
32.	83-89 (.483)	Jim Dutcher, MINN	1975-86
33.	81-48 (.628)	Mark Turgeon, MD	2011-19
34.	72-41 (.637)	Bucky O'Connor, IOWA	1952-58
35.	70-150 (.318)	Bill Carmody, NU	2000-13
36.	69-45 (.605)	Greg Gard, WIS	2016-present
	69-90 (.434)	Rollie Williams, IOWA	1930-43, '51
	69-85 (.448)	Forrest Anderson, MSU	1954-65
38.	67-59 (.532)	John Kundla, MINN	1959-68

2021-22 WISCONSIN BASKETBALL QUICK FACTS

QUICK FACTS

School	University of Wisconsin
Location	Madison, Wis.
Population	263,332
Founded	1848
Enrollment	45,537
Nickname	Badgers
School Colors	Cardinal and White
Affiliation	NCAA Division I
Conference	Big Ten
Chancellor	Rebecca Blank
Director of Athletics	Chris McIntosh
Athletic Dept. Phone	608-262-1866
Ticket Office Phone	608-262-1440
Website	UWBadgers.com
Twitter	@BadgerMBB
Instagram	badgermbb
Facebook	/WisconsinMensBasketball

BASKETBALL STAFF

Head Coach	Greg Gard
Alma Mater, Year	UW-Platteville, 1995
Seasons	7th at UW/7th overall
Overall Record	120-70 (.632)
Record at Wisconsin	120-70 (.632)
Big Ten Record	69-45 (.605)
NCAA Tournament Record	5-4 (.556)

Assistant Coach	Joe Krabbenhoft (5th year at UW)
Assistant Coach	Dean Oliver (4th year at UW)
Assistant Coach	Sharif Chambliss (1st year at UW)

KOHL CENTER

Opened	Jan. 17, 1998
Seasons	24th
Capacity	17,287
Student Section	AreaRED
Overall record at Kohl Center	321-53 (.858)
Kohl Center record under Gard	73-20 (.785)

2020-21 IN REVIEW

Overall Record	18-13
Big Ten Record (finish)	10-10 (6th)
Postseason	NCAA Tournament (Second Round)

2021-22 TEAM INFORMATION

Starters Returning/Lost	2/3
Letterwinners Returning/Lost	9/7
Newcomers	8

RETURNING STARTERS

34 - Brad Davison (Gr.)	10.0 ppg, 3.5 rpg, 2.4 apg
5 - Tyler Wahl (Jr.)	5.2 ppg, 4.3 rpg, 1.4 apg

OTHER RETURNING LETTERMAN

20 - Ben Carlson (So.)	
22 - Steven Crowl (So.)	
1 - Johnny Davis (So.)	
2 - Jordan Davis (So.)	
4 - Carter Higginbottom (R-Jr.)	
13 - Justin Taphorn (So.)	

NEWCOMERS

11 - Lorne Bowman II (Fr.)	Four-star guard from Detroit, Mich.
23 - Chucky Hepburn (Fr.)	Four-star guard from Omaha, Neb.
21 - Chris Hodges (Fr.)	Four-star forward from Schaumburg, Ill.
35 - Markus Ilver (Fr.)	Three-star forward from Tallinn, Estonia
10 - Isaac Lindsey (So.)	Transfer from UNLV
32 - Matthew Mors (Fr.)	Four-star forward from Yankton, S.D.
0 - Jahcobi Neath (Jr.)	Transfer from Wake Forest
33 - Chris Vogt (Gr.)	Transfer from Cincinnati

TEAM HISTORY

First Year of Men's Basketball	1898
Years	122nd season
Overall record	1,654-1,232 (.573)
NCAA tournament record	39-24 (.619)
Big Ten tournament record	26-20 (.565)

BIG TEN CHAMPIONSHIPS (19)

Big Ten championships	1907, 1908, 1912, 1913, 1914, 1916, 1918 1921, 1923, 1924, 1929, 1935, 1941 1947, 2002, 2003, 2008, 2015, 2020
-----------------------	--

BIG TEN TOURNAMENT TITLES (3)

Big Ten championships	2004, 2008, 2015
-----------------------	------------------

NCAA TOURNAMENT HISTORY

Appearances (Last)	25 (2021)
Record	39-24 (.619)
NCAA championships	1941
Final Fours	4 (1941, 2000, 2014, 2015)
Eight Eights	6 (1941, 1947, 2000, 2005, 2014, 2015)
Sweet 16s	11 (1941, 2000, 2003, 2005, 2008 2011, 2012, 2014, 2015, 2016, 2017)

ON, WISCONSIN!™



THE GARD FILE

■ Career Record (7th Season): 124-71 (.636)

- Record at Wisconsin (7th Season): 124-71 (.636)
- Big Ten Record (7th Season): 69-45 (.605)
- NCAA Tournament Appearances/Record: 4 / 5-4 (.556)
- Hometown: Cobb, Wis.
- Alma Mater: UW-Platteville, 1995 (Physical & Health Ed)
Master's Degree: UW-Platteville, 2007 (Counselor Ed)
- Family: Wife Michelle
Daughters, Mackenzie and Peyton; Son, Isaac

COACHING EXPERIENCE

Position	School	Years
Assistant Coach	Southwestern (Wis.) HS	1990-93
Assistant Coach	Platteville (Wis.) HS	1993-94
Assistant Coach	UW-Platteville	1993-99
Assistant Coach	UW-Milwaukee	1999-01
Assoc. Head Coach	Wisconsin	2001-15
Head Coach	Wisconsin	2015-Present

CAREER HIGHLIGHTS

Date	Highlight
Dec. 15, 2015	Assumed role of interim head coach upon the retirement of Bo Ryan
Dec. 23, 2015	First career win, 84-79, vs. Green Bay
Jan. 2, 2016	First Big Ten win, 79-57, vs. Rutgers
Jan. 17, 2016	First ranked win, 77-76, vs. #4 MSU
Jan. 26, 2016	UW claimed 82-79 overtime win over eventual Big Ten champion #19 Indiana
Feb. 13, 2016	First road win over ranked team, 70-57, at #2 Maryland
March 7, 2016	Officially named Wisconsin head coach
March 18, 2016	First NCAA tournament win, 47-43, against 10th-seeded Pittsburgh
April 4, 2016	Jim Phelan National Coach of the Year
March 18, 2017	Led UW to its fourth-ever win over No. 1 team in the nation with a 65-62 victory over top-seeded Villanova in NCAA tournament second round
Feb. 15, 2018	UW tallied sixth top-10 win in three seasons under Gard (#6 Purdue, 57-53)
Jan. 19, 2019	UW earned fourth win vs. top-5 team under Gard (#2 Michigan, 64-54)
Jan. 3, 2020	UW won at #5 Ohio State, 61-47

Greg Gard, a coaching veteran of 30-plus years, enters his seventh season leading the Wisconsin men's basketball program in 2021-22 after proving himself as one of the best head coaches in the Big Ten. Gard earned 2020 Big Ten Coach of the Year honors after leading the Badgers to the regular season conference championship in 2019-20.

Wisconsin's incredible postseason success hasn't wavered on Gard's watch either, participating in the NCAA tournament in five of his first six seasons (Big Ten automatic qualifier status in canceled 2020 Big Dance, due to COVID pandemic). Most recently in 2020-21, Gard led the Badgers to an NCAA tournament first-round win over North Carolina, advancing UW to the second round of the NCAA tournament for the fifth time in its last six trips to The Big Dance.

Gard's postseason ledger includes a pair of Sweet 16 appearances in each of his first two seasons at the helm. In fact, Gard is just the third coach in the last 20 years to pilot his team to the Sweet 16 in each of his first two seasons, joining UCLA's Steve Lavin (1996-97) and Gonzaga's Mark Few (2000-01).

In his first six seasons as head coach, Gard posted a record of 119-70, the second-fastest (157 games) Wisconsin coach to 100 overall wins in the NCAA tournament era. He also guided UW to a conference record of 69-45. His .605 conference win percentage ranked eighth among Big Ten coaches the last 40 years.

After initially taking over on an interim basis midway through the 2015-16 season, Gard would go on to win the Jim Phelan National Coach of the Year Award that season and was officially named head coach of the Badgers on March 7, 2016. Through six seasons, Gard has already risen to fifth on the school's all-time wins list and owns the third-best win percentage in Wisconsin program history.

The 2020-21 season brought unprecedented challenges due to the global COVID-19 pandemic, but the leadership of Gard and his staff helped navigate the Badgers to an NCAA tournament appearance. The Badgers finished the season 18-13 overall (10-10 Big Ten), highlighted with an 85-62 win over North Carolina in the first round of the NCAA tournament.

Gard's leadership during the 2019-20 season might have been his best. After opening 5-5 overall and 5-5 in the Big Ten, Wisconsin won nine of its last 10 games, including its final eight games of the season.

GARD YEAR-BY-YEAR

Year	School	Record	Pct.	Conf.	Record	Place	Postseason
2015-16	Wisconsin	15-8	.652	Big Ten	12-6	T-3rd	NCAA Sweet 16
2016-17	Wisconsin	27-10	.730	Big Ten	12-6	T-2nd	NCAA Sweet 16
2017-18	Wisconsin	15-18	.455	Big Ten	7-11	9th	--
2018-19	Wisconsin	23-11	.676	Big Ten	14-6	4th	NCAA First Round
2019-20	Wisconsin	21-10	.677	Big Ten	14-6	T-1st	Postseason canceled
2020-21	Wisconsin	18-12	.600	Big Ten	10-10	--	NCAA Second Round
2021-22	Wisconsin	5-1	.833	Big Ten	0-0	--	
Totals (7 seasons)		124-71	(.636)		69-45	(.605)	4 NCAA appearances

GARD vs. DIVISION I TEAMS

Team	Home	Away	Neut.	Total
Arkansas-Pine Bluff	1-0	0-0	0-0	1-0
Baylor	0-0	0-0	0-2	0-2
Central Arkansas	1-0	0-0	0-0	1-0
Chicago State	2-0	0-0	0-0	2-0
Coppin State	1-0	0-0	0-0	1-0
Creighton	0-0	0-1	0-0	0-1
Eastern Illinois	2-0	0-0	0-0	2-0
Florida	0-0	0-0	0-1	0-1
Florida A&M	1-0	0-0	0-0	1-0
Georgetown	0-0	0-0	1-0	1-0
Grambling State	1-0	0-0	0-0	1-0
Green Bay	6-0	0-0	0-0	6-0
Houston	0-0	0-0	1-0	1-0
Houston Baptist	1-0	0-0	0-0	1-0
Idaho State	1-0	0-0	0-0	1-0
Illinois	3-2	4-1	0-0	7-3
Indiana	5-0	2-2	1-0	8-2
Iowa	1-2	2-3	0-1	3-6
Louisville	1-0	0-0	0-0	1-0
Loyola	1-0	0-0	0-0	1-0
Marquette	1-1	1-2	0-0	2-3
Maryland	3-2	2-2	1-0	6-4
UMass Lowell	1-0	0-0	0-0	1-0
McNeese State	1-0	0-0	0-0	1-0
Michigan	3-2	1-3	0-1	4-6
Michigan State	2-2	1-4	0-2	3-8
Milwaukee	2-0	0-0	0-0	2-0
Minnesota	4-1	3-1	0-0	7-2
Nebraska	3-1	4-1	1-1	8-3
New Mexico	0-0	0-0	0-1	0-1
North Carolina	0-0	0-0	1-1	1-1
North Carolina State	1-0	0-1	0-0	1-1

to win a share of the 2020 conference championship and claim the No. 1 seed for the later canceled Big Ten tournament. During that run, UW knocked off No. 14 Michigan State, won at No. 19 Michigan and closed the season with a win at Indiana to clinch the title.

In his inaugural season as head coach, Gard led the Badgers to the 2016 NCAA Tournament Sweet 16, becoming just the second-ever first-year coach to win the Jim Phelan National Coach of the Year award. He followed that up by leading UW to the fifth-highest single-season win total in school history (27-10) and making a second-consecutive visit to the Sweet 16.

Gard's Badgers would follow that up with another 12-6 conference campaign in 2017, finishing second in both the regular season and the Big Ten tourney. UW capped off its 27-win season with a signature win in the NCAA tournament, knocking off the nation's No. 1 team Villanova, 65-62, to advance to the Sweet 16.

In 2018-19, Gard piloted the Badgers back to the Big Dance, posting a 23-11 overall record. Wisconsin also boasted a mark of 14-6 in Big Ten play, winning 14 conference games for just the 3rd time in school history, joining 16-win seasons in 2008 and 2015.

During his tenure as head coach, Gard has helped a pair of players reach first-team All-Big Ten status: Nigel Hayes in 2016 and third-team All-American Ethan Happ received the distinction in both 2017, 2018 and 2019.

Gard served as an assistant at Wisconsin for 14-plus seasons, including the final seven as the associate head coach. Gard served as the Badgers' recruiting coordinator in addition to constructing future game schedules. He was also the director of the Badger Boys Basketball Summer Camps.

Gard helped guide the Badgers to back-to-back Final Fours in 2014 and 2015, and in 2015 UW reached its first national championship game since 1941.

In fact, Gard has been on the bench for each of the top 13 winningest seasons at Wisconsin.

Prior to coming to Wisconsin in 2001, Gard spent the previous two seasons as Ryan's assistant at UW-Milwaukee. Previously, Gard served as an assistant coach to Ryan at UW-Platteville from 1993-99. During Gard's years on the Pioneer staff, UW-Platteville compiled a 161-13 (.925) record and won three NCAA Division III titles, five straight Wisconsin Intercollegiate Athletic Conference (WIAC) championships and appeared in six consecutive NCAA tournaments.

Team	Home	Away	Neut.	Total
Northwestern	3-2	3-1	1-0	6-3
Notre Dame	0-0	0-0	0-1	0-1
Ohio State	3-2	2-1	0-0	5-3
Oklahoma	1-0	0-0	1-0	2-0
Oregon	0-0	0-0	0-1	0-1
Penn State	3-0	4-1	1-0	8-1
Pittsburgh	0-0	0-0	1-0	1-0
Prairie View A&M	1-0	0-0	0-0	1-0
Providence	0-1	0-0	0-0	0-1
Purdue	2-2	0-5	0-0	2-7
Rhode Island	1-0	0-0	0-0	1-0
Rider	1-0	0-0	0-0	1-0
Richmond	0-0	0-0	0-1	0-1
Rutgers	4-0	1-2	1-0	6-2
St. Francis Brooklyn	1-0	0-0	0-0	1-0
Saint Mary's	0-0	0-0	1-1	1-1
Savannah State	1-0	0-0	0-0	1-0
South Carolina State	1-0	0-0	0-0	1-0
Stanford	0-0	0-0	1-0	1-0
Syracuse	1-0	0-0	0-0	1-0
Temple	0-0	0-1	0-0	0-1
Tennessee	0-0	1-0	1-0	2-0
Texas A&M	0-0	0-0	1-0	1-0
UCLA	0-0	0-0	0-1	0-1
Villanova	0-0	0-0	1-0	1-0
Virginia	0-0	0-1	0-1	0-2
Virginia Tech	0-0	0-0	1-0	1-0
Western Kentucky	1-0	0-1	0-0	1-1
Xavier	0-1	1-0	1-0	2-1
Yale	1-0	0-0	0-0	1-0
Total	74-21	32-34	18-16	124-71

Junior | Guard | 6-4 | 196
Toronto, Ontario | Crestwood Prep (Wake Forest)



	SEASON	CAREER
GP/GS	1/0	51/9
10+ POINTS:	0	6
20+ POINTS:	0	0
3+ FGS MADE:	0	12
2+ ASSISTS:	0	27
2+ STEALS:	0	7
20+ MINUTES:	0	20
1,000 FT %:	1	11

Jahcobi Neath begins his first season with the Badgers after transferring from Wake Forest. The Toronto, Ontario native played the last two seasons for the Demon Deacons and had an immediate impact as a true freshman in 2019-20. Neath played in 30 games and started five, averaging 5.3 points and 2.2 assists per game his first season, shooting 42.2 percent from the floor, including 48 percent from 3-point range. Last season as a sophomore, Neath played in 20 games for Wake Forest and made four starts. He averaged 3.8 points and 1.7 assists in 15.8 minutes per game. Neath represented Canada at the U18 and U19 levels, playing internationally at the 2019 FIBA U19 World Cup. In high school, he played at Crestwood Prep in Toronto and led the Lions to the 2019 national championship, averaging 26 points, seven rebounds and four assists per game his senior season.

- Played a career-high 34 minutes in a matchup against Pittsburgh (3/10/20) where he scored 6 points, secured 4 rebounds, and added 6 assists.
- Posted back-to-back 16-point contests against Georgia Tech (2/19/20) and Duke (2/25/20).

POINTS: 4 vs. St. Francis Bkn (11/9/21)
FIELD GOALS: 1 vs. St. Francis Bkn (11/9/21)
FG ATTEMPTS: 5 vs. St. Francis Bkn (11/9/21)
3-POINT FGS: --
3-POINT FGAS: --
FREE THROWS: 2 vs. St. Francis Bkn (11/9/21)
FT ATTEMPTS: 2 vs. St. Francis Bkn (11/9/21)
REBOUNDS: 2 vs. St. Francis Bkn (11/9/21)
ASSISTS: --
BLOCKS: --
STEALS: --
MINUTES: 18 vs. St. Francis Bkn (11/9/21)

POINTS: 16 (2x) MR vs. Duke (2/25/20)*
FIELD GOALS: 5 (2x) MR vs. Longwood (11/27/20)*
FG ATTEMPTS: 10 (2x) MR at BC (2/10/21)*
3-POINT FGs: 2 (2x) MR at NC State (1/27/21)*
3-POINT FGs: 5 at Virginia Tech (2/27/21)*
FREE THROWS: 9 vs. Duke (2/25/20)*
FT ATTEMPTS: 12 vs. Duke (2/25/20)*
REBOUNDS: 6 vs. Del. State (11/25/20)*
ASSISTS: 6 (3x) MR vs. Del. St (11/25/20)*
BLOCKS: 1 (3x) MR vs. Duke (2/17/21)*
STEALS: 3 vs. Catawba (12/31/20)*
MINUTES: 34 vs. Pittsburgh (3/10/20)*

*recorded at Wake Forest

				Total		3-Pointers		Free throws		Rebounds										
Opponent	Date	gs	min	fg-fga	pt	3fg-fga	pt	ft-fa	pt	off	def	tot	avg	pf	a	tio	bik	stl	pts	avg
ST. FRANCIS BROOKLYN	11/09/21		18	1-5	200	0-0	.000	2-2	1.000	2	0	2	2.0	0	0	1	0	0	4	4.0
Totals		0	18	1-5	200	0-0	.000	2-2	1.000	2	0	2	2.0	0	0	1	0	0	4	4.0

Games played: 1
Minutes/game: 18.0
Points/game: 4.0
FG Pct: 20.0
FT Pct: 100.0

Rebounds/game: 2.0
Turnovers/game: 1.0

Overall					3-Point					Rebounding									
Year	GP-GS	Min/Avg	FG-FGA	Pct	FG-FGA	Pct	FT-FTA	Pct	Off-Def	Tot	Avg	PF-FO	Ast	TO	Blk	Stl	Pts/Avg		
2019-20*	30-5	554/18.5	54-128	.422	12-25	.480	38-65	.585	7-49	56	1.9	49-0	67	53	1	15	158/5.3		
2020-21*	20-4	316/15.8	25-70	.357	6-27	.222	19-21	.905	4-31	35	1.8	28-0	33	35	2	9	75/3.8		
2021-22	1-0	18/18.0	1-5	.200	0-0	--	2-2	1.000	2-0	2	2.0	0-0	0	1	0	0	4/4.0		
Total	51-8	888/17.4	80-203	.394	18-52	.346	59-88	.670	13-80	93	1.8	77	100	89	3	24	237/4.6		
*at Wake Forest																			
Conference					3-Point					Rebounding									
Year	GP-GS	Min/Avg	FG-FGA	Pct	FG-FGA	Pct	FT-FTA	Pct	Off-Def	Tot	Avg	PF-FO	Ast	TO	Blk	Stl	Pts/Avg		
2019-20*	20-4	366/18.3	38-86	.442	10-18	.556	29-46	.630	6-30	36	1.8	36-0	42	31	0	8	115/5.8		
2020-21*	17-3	252/14.8	16-50	.320	6-26	.231	9-11	.818	3-21	24	1.4	20-0	25	30	2	4	47/2.8		
2021-22	--	--	--	--	--	--	--	--	--	--	--	--	--	--	--	--	--		
Total	37-7	618/16.7	54-136	.397	16-44	.364	38-57	.667	9-51	60	1.6	56	67	61	2	12	162/4.4		

1 |

JOHNNY DAVIS

Sophomore | Guard | 6-5 | 194

La Crosse, Wis. | La Crosse Central High School



Twitter: @JonathanCDavis1 | Instagram: @johnnydavis

INDIVIDUAL BENCHMARKS

	SEASON	CAREER
GP/GS	5/5	36/5
10+ POINTS:	5	14
20+ POINTS:	3	3
2+ 3-PTERS MADE:	2	3
3+ ASSISTS:	1	5
5+ REBOUNDS:	3	15
LED UW IN PTS:	4	6
LED UW IN REB:	2	8

GET TO KNOW JOHNNY

It didn't take long for Johnny Davis to become a key contributor for Wisconsin as a freshman, and the guard from La Crosse, Wisconsin is poised to step into a key role in his second season. Davis played in all 31 games last year for the Badgers, averaging 24.4 minutes per game (fifth-most on the team). The 6-foot-5 guard averaged 7.0 points and 4.1 rebounds per game last season, including a season-high 17 points (6-7 FG, 4-4 3FG) in a win over Penn State. A four-star recruit by Rivals, Johnny Davis was named Wisconsin Mr. Basketball as a senior at La Crosse Central. He finished his high school career as Central's all-time leading scorer with 2,158 points. Along with brother and fellow Badger, Jordan, he helped lead Central to the WIAA Division 2 state tournament each of their three years on the varsity team, capturing the state title in 2017. On the football field, Davis was a first-team all-state starter at quarterback, passing for 6,572 yards and 56 touchdowns, while rushing for more than 2,000 yards and scoring another 34 touchdowns on the ground.

HONORS

- 2021 Maui Invitational Tournament MVP
- Gold medal with USA at 2021 FIBA U19 World Cup
- 2020 Wisconsin Mr. Basketball
- 2017 WIAA Division 2 State Champion (basketball)
- La Crosse Central all-time leading scorer (2,158 pts)

TOP SEASON PERFORMANCES

- **#12 HOUSTON (11/23/21):** Scored a career-high 30 points to lead UW to an upset win at Maui Inv.
- **ST. FRANCIS BKN (11/9/21):** In his first career start, recorded 15 points and a career-high 5 assists, plus 3 rebounds and 2 steals in 26 minutes.

SEASON HIGHS

POINTS: 30 vs. Houston (11/23/21)
FIELD GOALS: 10 vs. Houston (11/23/21)
FG ATTEMPTS: 18 (2x) MR vs. Houston (11/23/21)
3-POINT FGS: 4 vs. Houston (11/23/21)
3-POINT FGAS: 7 vs. Houston (11/23/21)
FREE THROWS: 6 vs. Houston (11/23/21)
FT ATTEMPTS: 6 (2x) MR vs. Houston (11/23/21)
REBOUNDS: 9 vs. Texas A&M (11/22/21)
ASSISTS: 5 vs. St. Francis Bkn (11/9/21)
BLOCKS: 2 vs. Houston (11/23/21)
STEALS: 4 vs. Houston (11/23/21)
MINUTES: 38 vs. Houston (11/23/21)

CAREER HIGHS

POINTS: 30 vs. Houston (11/23/21)
FIELD GOALS: 10 vs. Houston (11/23/21)
FG ATTEMPTS: 18 (2x) MR vs. Houston (11/23/21)
3-POINT FGS: 4 (2x) MR vs. Houston (11/23/21)
3-POINT FGAS: 7 vs. Houston (11/23/21)
FREE THROWS: 6 (2x) MR vs. Houston (11/23/21)
FT ATTEMPTS: 7 at Northwestern (2/21/21)
REBOUNDS: 9 (2x) MR vs. Texas A&M (11/22/21)
ASSISTS: 5 vs. St. Francis Bkn (11/9/21)
BLOCKS: 2 (4x) MR vs. Houston (11/23/21)
STEALS: 4 (2x) MR vs. Houston (11/23/21)
MINUTES: 41 vs. Indiana (1/7/21)

GAME-BY-GAME STATISTICS

Opponent	Date	gs	min	Total		3-Pointers		Free throws		Rebounds				pf	a	t/o	blk	stl	pts	avg
				fg-fga	pct	3fg-fga	pct	ft-fa	pct	off	def	tot	avg							
ST. FRANCIS BROOKLYN	11/09/21	*	26	6-15	.400	2-6	.333	1-2	.500	1	2	3	3.0	0	5	0	0	2	15	15.0
GREEN BAY	11/12/21	*	25	5-16	.313	0-3	.000	5-6	.833	2	3	5	4.0	1	2	0	1	1	15	15.0
vs Texas A&M	11/22/21	*	38	8-18	.444	1-5	.200	4-4	1.000	3	6	9	5.7	1	2	3	0	2	21	17.0
vs Houston	11/23/21	*	37	10-18	.556	4-7	.571	6-6	1.000	0	4	4	5.3	1	1	2	2	4	30	20.3
vs Saint Mary's (CA)	11/24/21	*	32	7-17	.412	1-1	1.000	5-5	1.000	2	5	7	5.6	1	1	3	0	1	20	20.2
Totals			5	158	36-84	.429	8-22	.364	21-23	.913	8	20	28	5.6	4	11	8	3	101	20.2
Games played: 5										Rebounds/game: 5.6										
Minutes/game: 31.6										Assists/game: 2.2										
Points/game: 20.2										Turnovers/game: 1.6										
FG Pct: 42.9										Assist/turnover ratio: 1.4										
3FG Pct: 36.4										Steals/game: 2.0										
FT Pct: 91.3										Blocks/game: 0.6										

CAREER STATISTICS

Overall				3-Point					Rebounding										Pts/Avg
Year	GP-GS	Min/Avg	FG-FGA	Pct	FG-FGA	Pct	FT-FTA	Pct	Off-Def	Tot	Avg	PF-FO	Ast	TO	Blk	Stl			
2020-21	31-0	753/24.3	86-195	.441	14-36	.389	32-44	.727	34-94	128	4.1	66-0	35	34	18	34	218/7.0		
2021-22	5-5	158/31.6	36-84	.429	8-22	.364	21-23	.913	8-20	28	5.6	4-0	11	8	3	10	101/20.2		
Total	36-5	911/25.3	122-279	.437	22-58	.379	53-67	.791	42-114	156	4.3	70-0	46	42	21	44	248/8.9		
Conference				3-Point					Rebounding										Pts/Avg
Year	GP-GS	Min/Avg	FG-FGA	Pct	FG-FGA	Pct	FT-FTA	Pct	Off-Def	Tot	Avg	PF-FO	Ast	TO	Blk	Stl			
2020-21	20-0	503/25.2	52-127	.409	9-26	.346	21-29	.724	22-56	78	3.9	48-0	19	23	10	26	134/6.7		
2021-22	--	--	--	--	--	--	--	--	--	--	--	--	--	--	--	--	--		
Total	20-0	503/25.2	52-127	.409	9-26	.346	21-29	.724	22-56	78	3.9	48-0	19	23	10	26	134/6.7		

5 | TYLER WAHL

Junior | Forward | 6-9 | 221
Lakeville, Minn. | Lakeville North High School



Twitter: @tjwahl01 | Instagram: @tjwahl01

INDIVIDUAL BENCHMARKS

	SEASON	CAREER
GP/GS:	6/6	68/27
10+ POINTS:	2	7
20+ POINTS:	0	0
5+ REBOUNDS:	4	24
10+ REBOUNDS:	0	3
DOUBLE-DOUBLES:	0	2
2+ BLOCKS:	3	9
LED UW IN PTS:	0	1
LED UW IN REB:	1	8

GET TO KNOW TYLER

Junior forward Tyler Wahl has had an immediate impact at Wisconsin since stepping onto campus. Having played in over 60 career games as a Badger, the Lakeville, Minnesota native played in all 31 games for the Badgers last season (18 starts). Averaging 5.2 points, 4.3 rebounds and 1.0 steals per game last year, one of Wahl's best games came when he led the Badgers in scoring for the first time in his career with 14 points, plus a team-high 6 rebounds and 2 assists in a win vs. Northwestern. As a prep senior at Lakeville North, Wahl averaged 18.0 points, 10.0 rebounds and 6.6 assists per game, leading the Panthers to a 27-5 record, the school's first-ever conference title, and an appearance in the Class AAAA state championship game. He earned back-to-back AP second-team All-State honors as a junior and senior, setting the school record for rebounds (905) and finishing third in Panther history with 1,397 points.

- HONORS
- 2021 Maui Invitational All-Tournament Team

- TOP SEASON PERFORMANCES
- **SAINT MARY'S (11/24/21):** Scored a career-high 18 points in the Maui Invitational championship game, adding 5 rebounds and a career-high 4 blocks.
 - **PROVIDENCE (11/15/21):** Career-high 16 points (7-12 FG), plus 5 rebounds and 2 blocks.

SEASON HIGHS					CAREER HIGHS				
POINTS:	18 vs. Saint Mary's (11/24/21)				POINTS:	18 vs. Saint Mary's (11/24/21)			
FIELD GOALS:	7 vs. Providence (11/15/21)				FIELD GOALS:	7 vs. Providence (11/15/21)			
FG ATTEMPTS:	12 vs. Providence (11/15/21)				FG ATTEMPTS:	12 vs. Providence (11/15/21)			
3-POINT FGS:	--				3-POINT FGS:	2 (2x) MR vs. Northwestern (1/20/21)			
3-POINT FGAS:	2 (3x) MR vs. Houston (11/23/21)				3-POINT FGAS:	5 at Nebraska (2/10/21)			
FREE THROWS:	6 vs. Saint Mary's (11/24/21)				FREE THROWS:	6 vs. Saint Mary's (11/24/21)			
FT ATTEMPTS:	6 vs. Saint Mary's (11/24/21)				FT ATTEMPTS:	6 (4x) MR vs. Saint Mary's (11/24/21)			
REBOUNDS:	7 vs. Houston (11/23/21)				REBOUNDS:	15 vs. Green Bay (12/1/20)			
ASSISTS:	2 vs. Green Bay (11/12/21)				ASSISTS:	4 (2x) MR vs. Green Bay (12/1/20)			
BLOCKS:	4 vs. Saint Mary's (11/24/21)				BLOCKS:	4 vs. Saint Mary's (11/24/21)			
STEALS:	3 vs. Texas A&M (11/22/21)				STEALS:	3 (4x) MR vs. Texas A&M (11/22/21)			
MINUTES:	36 (2x) MR vs. Saint Mary's (11/24/21)				MINUTES:	36 (3x) MR vs. Saint Mary's (11/24/21)			

GAME-BY-GAME STATISTICS

Opponent	Date	gs	min	Total		3-Pointers		Free throws		Rebounds				pf	a	t/o	blk	stl	pts	avg	
				fg-fga	pct	3fg-fga	pct	ft-fita	pct	off	def	tot	avg								
ST. FRANCIS BROOKLYN	11/09/21	*	17	1-3	.333	0-1	.000	3-4	.750	1	3	4	4.0	2	1	2	0	0	5	5.0	
GREEN BAY	11/12/21	*	20	1-2	.500	0-0	.000	0-0	.000	1	4	5	4.5	1	2	1	2	0	2	3.5	
PROVIDENCE	11/15/21	*	36	7-12	.583	0-2	.000	2-3	.667	3	2	5	4.7	4	0	1	2	0	16	7.7	
vs Texas A&M	11/22/21	*	30	3-8	.375	0-2	.000	0-0	.000	2	2	4	4.5	0	1	2	1	3	6	7.3	
vs Houston	11/23/21	*	32	4-10	.400	0-2	.000	1-2	.500	1	6	7	5.0	2	1	0	0	0	9	7.6	
vs Saint Mary's (CA)	11/24/21	*	36	6-9	.667	0-0	.000	6-6	1.000	1	4	5	5.0	4	0	1	4	1	18	9.3	
Totals			6	171	22-44	.500	0-7	.000	12-15	.800	9	21	30	5.0	13	5	7	9	4	56	9.3
Games played: 6										Rebounds/game: 5.0											
Minutes/game: 28.5										Assists/game: 0.8											
Points/game: 9.3										Turnovers/game: 1.2											
FG Pct: 50.0										Assist/turnover ratio: 0.7											
3FG Pct: 0.0										Steals/game: 0.7											
FT Pct: 80.0										Blocks/game: 1.5											

CAREER STATISTICS

Overall					3-Point				Rebounding										Pts/Avg
Year	GP-GS	Min/Avg	FG-FGA	Pct	FG-FGA	Pct	FT-FTA	Pct	Off-Def	Tot	Avg	PF-FO	Ast	TO	Blk	Stl			
2019-20	31-3	478/15.4	34-79	.430	6-28	.214	7-18	.389	34-48	82	2.6	64-0	32	33	5	20	81/2.6		
2020-21	31-18	765/24.7	58-133	.436	10-36	.278	34-60	.567	33-100	133	4.3	68-0	42	28	21	31	160/5.2		
2021-22	6-6	171/28.5	22-44	.500	0-7	.000	12-15	.800	9-21	30	5.0	13-0	5	7	9	4	56/9.3		
Total	65-24	1414/20.8	114-256	.445	16-71	.225	53-93	.570	76-169	245	3.6	145	79	68	35	55	264/4.4		
Conference					3-Point				Rebounding										Pts/Avg
Year	GP-GS	Min/Avg	FG-FGA	Pct	FG-FGA	Pct	FT-FTA	Pct	Off-Def	Tot	Avg	PF-FO	Ast	TO	Blk	Stl			
2019-20	20-3	309/15.5	23-54	.426	2-18	.111	2-8	.250	23-27	50	2.5	40-0	19	21	4	14	50/2.5		
2020-21	20-14	524/26.2	41-95	.432	8-28	.286	19-37	.514	23-62	85	4.3	44-0	29	18	9	17	109/5.5		
2020-21	--	--	--	--	--	--	--	--	--	--	--	--	--	--	--	--	--		
Total	40-17	833/20.8	64-149	.430	10-46	.217	21-45	.467	46-89	135	3.4	84-0	29	18	9	17	109/4.0		

20 | BEN CARLSON

Sophomore | Forward | 6-9 | 226
Woodbury, Minn. | East Ridge High School



Twitter: @ben_carlson20 | Instagram: @bencarlson20

INDIVIDUAL BENCHMARKS

	SEASON	CAREER
GP/GS:	6/1	13/1
10+ POINTS:	0	0
20+ POINTS:	0	0
5+ REBOUNDS:	2	2
2+ ASSISTS:	1	2
2+ STEALS:	0	0

GET TO KNOW BEN

A four-star recruit by ESPN, 247Sports and Rivals, sophomore forward Ben Carlson appeared in seven games last season before an injury sidelined him for the rest of the year. The Woodbury, Minnesota native scored 13 points in last year’s season opener. A finalist for Minnesota Mr. Basketball as a high school senior, Carlson went down as one of the most decorated players in East Ridge High School history. The 6-foot-9 forward set school records for career points (2,004), rebounds (1,083) and blocked shots (145). Carlson also became the first player in program history to be nominated to the McDonalds All-American Game in 2020. His senior season, Carlson averaged 24.3 points and 11.7 rebounds per game while leading the Raptors to a 20-7 record and a conference title. As a junior, he led East Ridge to the Minnesota Class AA state tournament while averaging a double-double (16 ppg, 11.3 rpg). Off the court, Carlson was a member of National Honors Society.

- HONORS
- Four-star recruit (ESPN, 247 Sports, Rivals)
 - No. 88 in ESPN 100 (2020)
 - 2020 Mr. Minnesota Basketball finalist

- TOP CAREER PERFORMANCES
- **EASTERN ILLINOIS (11/25/20):** In his first game as a Badger, scored 13 points and recorded two rebounds, a block, and an assist. Played a season-high 17 minutes.
 - **ARK.-PINE BLUFF (11/27/20):** Scored three points and added two assists, two rebounds, and a block.

SEASON HIGHS

POINTS: 5 vs. Green Bay (11/12/21)
FIELD GOALS: 2 (3x) MR vs. Houston (11/23/21)
FG ATTEMPTS: 7 vs. Providence (11/15/21)
3-POINT FGS: --
3-POINT FGAS: 3 vs. Providence (11/15/21)
FREE THROWS: 1 vs. Green Bay (11/12/21)
FT ATTEMPTS: 1 (2x) MR vs. Saint Mary's (11/24/21)
REBOUNDS: 7 vs. Green Bay (11/12/21)
ASSISTS: 2 vs. Houston (11/23/21)
BLOCKS: 1 vs. Providence (11/15/21)
STEALS: --
MINUTES: 20 vs. St. Francis Bkn (11/9/21)

CAREER HIGHS

POINTS: 13 vs. Eastern Illinois (11/25/20)
FIELD GOALS: 4 vs. Eastern Illinois (11/25/20)
FG ATTEMPTS: 7 vs. Providence (11/15/21)
3-POINT FGS: 1 vs. Eastern Illinois (11/25/20)
3-POINT FGAS: 3 vs. Providence (11/15/21)
FREE THROWS: 4 vs. Eastern Illinois (11/25/20)
FT ATTEMPTS: 4 (2x) MR vs. UAPB (11/27/20)
REBOUNDS: 5 vs. St. Francis Bkn (11/9/21)
ASSISTS: 2 (2x) MR vs. Houston (11/23/21)
BLOCKS: 1 (3x) MR vs. Providence (11/15/21)
STEALS: 1 vs. Green Bay (12/1/20)
MINUTES: 20 vs. St. Francis Bkn (11/9/21)

GAME-BY-GAME STATISTICS

Opponent	Date	gs	min	Total		3-Pointers		Free throws		Rebounds				pf	a	t/o	blk	stl	pts	avg	
				fg-fga	pct	3fg-fga	pct	ft-fa	pct	off	def	tot	avg								
ST. FRANCIS BROOKLYN	11/09/21		19	2-3	.667	0-0	.000	0-0	.000	2	3	5	5.0	0	0	0	0	4	4.0		
GREEN BAY	11/12/21		18	2-6	.333	0-1	.000	1-1	1.000	1	6	7	6.0	0	1	0	0	5	4.5		
PROVIDENCE	11/15/21	*	19	1-7	.143	0-3	.000	0-0	.000	2	1	3	5.0	0	0	1	1	0	2	3.7	
vs Texas A&M	11/22/21		4	0-1	.000	0-1	.000	0-0	.000	0	0	0	3.8	1	0	2	0	0	0	2.8	
vs Houston	11/23/21		12	2-3	.667	0-1	.000	0-0	.000	0	2	2	3.4	0	2	0	0	0	4	3.0	
vs Saint Mary's (CA)	11/24/21		10	0-1	.000	0-0	.000	0-1	.000	1	3	4	3.5	1	0	1	0	0	0	2.5	
Totals			1	82	7-21	.333	0-6	.000	1-2	.500	6	15	21	3.5	2	3	4	1	0	15	2.5
Games played: 6										Rebounds/game: 3.5											
Minutes/game: 13.7										Assists/game: 0.5											
Points/game: 2.5										Turnovers/game: 0.7											
FG Pct: 33.3										Assist/turnover ratio: 0.8											
3FG Pct: 0.0										Blocks/game: 0.2											
FT Pct: 50.0																					

CAREER STATISTICS

Overall					3-Point				Rebounding									
Year	GP-GS	Min/Avg	FG-FGA	Pct	FG-FGA	Pct	FT-FTA	Pct	Off-Def	Tot	Avg	PF-FO	Ast	TO	Blk	Stl	Pts/Avg	
2020-21	7-0	64/9.1	6-11	.545	1-3	.333	7-8	.875	1-5	6	0.9	10-0	4	1	3	1	20/2.9	
2021-22	6-1	81/13.5	7-21	.333	0-6	.000	1-2	.500	5-15	21	3.5	2-0	3	4	1	0	15/2.5	
Total	13-1	145/11.2	13-32	.406	1-9	.111	8-10	.800	7-20	27	2.1	12-0	7	5	4	1	35/2.7	
Conference					3-Point				Rebounding									
Year	GP-GS	Min/Avg	FG-FGA	Pct	FG-FGA	Pct	FT-FTA	Pct	Off-Def	Tot	Avg	PF-FO	Ast	TO	Blk	Stl	Pts/Avg	
2020-21																		
2021-22	--	--	--	--	--	--	--	--	--	--	--	--	--	--	--	--	----	
Total	--	--	--	--	--	--	--	--	--	--	--	--	--	--	--	--	----	

22 | STEVEN CROWL

Sophomore | Forward | 7-0 | 234
Eagan, Minn. | Eastview High School



Twitter: @steven_crowl | Instagram: @stevencrowl

INDIVIDUAL BENCHMARKS

	SEASON	CAREER
GP/GS:	6/6	18/6
10+ POINTS:	3	3
5+ REBOUNDS:	3	3
10+ REBOUNDS:	0	0
DOUBLE-DOUBLES:	0	0
1+ BLOCK:	2	3
LED UW IN PTS:	1	1
LED UW IN REB:	2	2

GET TO KNOW STEVEN

Steven Crowl enters his second season in the Wisconsin program after appearing in 12 games last year as a true freshman. The 7-foot forward from Eagan, Minnesota scored his first points as a Badger in UW's season opener against Eastern Illinois, while also grabbing his first career rebound. In the first round of the 2021 NCAA Tournament, Crowl played 3 minutes and grabbed 2 rebounds against North Carolina to help UW to an 85-62 win. A three-star recruit by 247Sports and Rivals, Crowl had a standout senior season at Eastview High School where he was a finalist for Minnesota Mr. Basketball finalist. One of the most decorated players in Eastview history, Crowl finished his prep career as the school's all-time leading scorer (1,747 pts), rebounder (832 reb) and shot blocker (103 blk). The 6-foot-9 forward also set Eastview school records for career field-goal percentage (59% FG), rebounds in a season (332), rebounds in a game (19) and single-game field-goal percentage (90% FG). As a senior, he averaged 26.7 points and 12 rebounds per game, while also leading his team in assists (4.3 per contest). Crowl played travel basketball for D1 Minnesota, the same program as current Badger teammate Tyler Wahl.

HONORS

- Three-star recruit (247 Sports and Rivals)
- First-team South Suburban All-Conference 2019
- Section 3AAAA Player of the Year 2019
- 2020 Mr. Minnesota Basketball finalist

TOP SEASON PERFORMANCES

- ST. FRANCIS BKN (11/9/21): Recorded a near double-double in his first career start, finishing with 11 points, 8 rebounds and 1 block.

SEASON HIGHS

POINTS: 18 vs. Green Bay (11/12/21)
FIELD GOALS: 7 vs. Green Bay (11/12/21)
FG ATTEMPTS: 11 vs. Green Bay (11/12/21)
3-POINT FGS: 2 (2x) MR vs. Texas A&M (11/22/21)
3-POINT FGAS: 4 (3x) MR vs. Houston (11/23/21)
FREE THROWS: 3 vs. St. Francis Bkn (11/9/21)
FT ATTEMPTS: 3 vs. St. Francis Bkn (11/9/21)
REBOUNDS: 8 vs. St. Francis Bkn (11/9/21)
ASSISTS: 2 (2x) MR vs. Texas A&M (11/22/21)
BLOCKS: 1 (2x) MR vs. Texas A&M (11/22/21)
STEALS: 1 vs. Houston (11/23/21)
MINUTES: 29 vs. Texas A&M (11/22/21)

CAREER HIGHS

POINTS: 18 vs. Green Bay (11/12/21)
FIELD GOALS: 7 vs. Green Bay (11/12/21)
FG ATTEMPTS: 11 vs. Green Bay (11/12/21)
3-POINT FGS: 2 (2x) MR MR vs. Texas A&M (11/22/21)
3-POINT FGAS: 4 (3x) MR vs. Houston (11/23/21)
FREE THROWS: 3 vs. St. Francis Bkn (11/9/21)
FT ATTEMPTS: 3 vs. St. Francis Bkn (11/9/21)
REBOUNDS: 8 vs. St. Francis Bkn (11/9/21)
ASSISTS: 2 (2x) MR vs. Texas A&M (11/22/21)
BLOCKS: 1 (3x) MR vs. Texas A&M (11/22/21)
STEALS: 1 vs. Houston (11/23/21)
MINUTES: 29 vs. Texas A&M (11/22/21)

GAME-BY-GAME STATISTICS

Opponent	Date	gs	min	Total		3-Pointers		Free throws		Rebounds				pf	a	t/o	blk	stl	pts	avg	
				fg-fga	pct	3fg-fga	pct	ft-fa	pct	off	def	tot	avg								
ST. FRANCIS BROOKLYN	11/09/21	*	19	4-9	.444	0-1	.000	3-3	1.000	3	5	8	8.0	0	0	2	1	0	11	11.0	
GREEN BAY	11/12/21	*	22	7-11	.636	2-4	.500	2-2	1.000	3	4	7	7.5	0	0	0	0	0	18	14.5	
PROVIDENCE	11/15/21	*	23	1-10	.100	0-4	.000	2-2	1.000	0	4	4	6.3	2	2	1	0	0	4	11.0	
vs Texas A&M	11/22/21	*	29	4-9	.444	2-3	.667	0-0	.000	1	3	4	5.8	3	2	2	1	0	10	10.8	
vs Houston	11/23/21	*	23	3-6	.500	1-4	.250	1-2	.500	0	1	1	4.8	4	0	1	0	1	8	10.2	
vs Saint Mary's (CA)	11/24/21	*	27	2-7	.286	0-1	.000	0-0	.000	3	4	7	5.2	3	1	1	0	0	4	9.2	
Totals			6	143	21-52	.404	5-17	.294	8-9	.889	10	21	31	5.2	12	5	7	2	1	55	9.2

Games played: 6
Minutes/game: 23.8
Points/game: 9.2
FG Pct: 40.4
3FG Pct: 29.4
FT Pct: 88.9

Rebounds/game: 5.2
Assists/game: 0.8
Turnovers/game: 1.2
Assist/turnover ratio: 0.7
Steals/game: 0.2
Blocks/game: 0.3

CAREER STATISTICS

Overall			3-Point						Rebounding									
Year	GP-GS	Min/Avg	FG-FGA	Pct	FG-FGA	Pct	FT-FTA	Pct	Off-Def	Tot	Avg	PF-FO	Ast	TO	Blk	Stl	Pts/Avg	
2020-21	12-0	39/3.3	4-8	.500	0-1	.000	0-0	---	4-5	9	0.8	9-0	2	3	1	0	8/0.7	
2021-22	6-6	144/24.0	21-52	.404	5-17	.294	8-9	.889	10-21	31	5.2	12-0	5	7	2	1	55/9.2	
Total	18-6	183/10.2	25-60	.417	5-18	.278	8-9	.889	14-26	40	2.2	21-0	7	10	3	1	63/3.5	

Conference			3-Point						Rebounding									
Year	GP-GS	Min/Avg	FG-FGA	Pct	FG-FGA	Pct	FT-FTA	Pct	Off-Def	Tot	Avg	PF-FO	Ast	TO	Blk	Stl	Pts/Avg	
2020-21	7-0	7/1.0	0-0	---	0-0	---	0-0	---	0-3	3	0.4	1-0	0	0	0	0	0/0.0	
2021-22	--	--	--	--	--	--	--	--	--	--	--	--	--	--	--	--	----	
Total	7-0	7/1.0	0-0	---	0-0	---	0-0	---	0-3	3	0.4	1-0	0	0	0	0	0/0.0	

23 | CHUCKY HEPBURN

Freshman | Forward | 6-2 | 211
Omaha, Neb. | Bellevue West High School



Twitter: @ChuckyHepburn | Instagram: @chucky.hepburn

INDIVIDUAL BENCHMARKS		
	SEASON	CAREER
GP/GS:	6/6	6/6
10+ POINTS:	1	1
20+ POINTS:	0	0
3+ 3FGS:	0	0
2+ ASSISTS:	2	2
2+ STEALS:	1	1
LED UW IN PTS:	0	0
LED UW IN AST:	1	1

GET TO KNOW CHUCKY

Chucky Hepburn begins his first season as a Badger in 2021-22. The 6-foot-2 point guard from Omaha, Nebraska was a four-star recruit by ESPN and ranked as the No. 20 point guard in the nation. The 2020 Nebraska Gatorade Player of the Year, Hepburn averaged over 15 points, eight assists and five rebounds per game as a senior at Bellevue West. As a junior in 2020, Hepburn led Bellevue West to the Class A state championship, averaging 17.7 points, 6.1 assists, 4.6 rebounds and 3.1 steals per game that season. A three-time All-Metro First-Team honoree, Hepburn averaged over 18 points, 5 rebounds and 5 assists per game as a sophomore. Hepburn made four staright state appearances, advancing to the state title game his freshman, junior and senior seasons at Bellevue West. Off the court, Hepburn earned the "HomeSchool Papillion TeenService Award" and was a Special Olympics Volunteer Award winner.

- HONORS
- Four-star high school recruit (ESPN)
 - No. 2 ranked 2021 prospect in Nebraska
 - 2020 Nebraska Gatorade Player of the Year
 - 2x First-Team All-Class All-State (2019, '20)
 - 2020 Nebraska Class A State Champion

TOP SEASON PERFORMANCES

- **ST. FRANCIS BKN (11/9/21):** First true freshman to start a season opener for UW since 2001, tallying 13 points, including 2-for-3 3FG shooting.

SEASON HIGHS	
POINTS:	13 vs. St. Francis Bkn (11/9/21)
FIELD GOALS:	4 vs. St. Francis Bkn (11/9/21)
FG ATTEMPTS:	8 vs. Providence (11/15/21)
3-POINT FGS:	2 vs. St. Francis Bkn (11/9/21)
3-POINT FGAS:	4 vs. Houston (11/23/21)
FREE THROWS:	3 vs. St. Francis Bkn (11/9/21)
FT ATTEMPTS:	4 vs. St. Francis Bkn (11/9/21)
REBOUNDS:	3 vs. Providence (11/15/21)
ASSISTS:	3 vs. Houston (11/23/21)
BLOCKS:	1 vs. Houston (11/23/21)
STEALS:	4 vs. Green Bay (11/12/21)
MINUTES:	36 vs. Providence (11/15/21)

CAREER HIGHS	
POINTS:	13 vs. St. Francis Bkn (11/9/21)
FIELD GOALS:	4 vs. St. Francis Bkn (11/9/21)
FG ATTEMPTS:	8 vs. Providence (11/15/21)
3-POINT FGS:	2 vs. St. Francis Bkn (11/9/21)
3-POINT FGAS:	4 vs. Houston (11/23/21)
FREE THROWS:	3 vs. St. Francis Bkn (11/9/21)
FT ATTEMPTS:	4 vs. St. Francis Bkn (11/9/21)
REBOUNDS:	3 vs. Providence (11/15/21)
ASSISTS:	3 vs. Houston (11/23/21)
BLOCKS:	1 vs. Houston (11/23/21)
STEALS:	4 vs. Green Bay (11/12/21)
MINUTES:	36 vs. Providence (11/15/21)

GAME-BY-GAME STATISTICS

Opponent	Date	gs	min	Total		3-Pointers		Free throws		Rebounds					a	t/o	blk	stl	pts	avg	
				fg-fga	pct	3fg-fga	pct	ft-fia	pct	off	def	tot	avg	pf							
ST. FRANCIS BROOKLYN	11/09/21	*	24	4-7	.571	2-3	.667	3-4	.750	0	1	1	1.0	3	1	2	0	0	13	13.0	
GREEN BAY	11/12/21	*	24	1-5	.200	1-3	.333	0-0	.000	0	2	2	1.5	1	1	1	0	4	3	8.0	
PROVIDENCE	11/15/21	*	36	2-8	.250	0-3	.000	1-2	.500	1	2	3	2.0	3	2	1	0	1	5	7.0	
vs Texas A&M	11/22/21	*	29	2-4	.500	1-3	.333	2-3	.667	1	1	2	2.0	1	1	1	0	0	7	7.0	
vs Houston	11/23/21	*	31	1-4	.250	1-4	.250	0-0	.000	0	4	4	2.4	2	3	3	1	0	3	6.2	
vs Saint Mary's (CA)	11/24/21	*	31	2-5	.400	0-1	.000	2-2	1.000	0	3	3	2.5	2	1	0	0	1	6	6.2	
Totals			6	175	12-33	.364	5-17	.294	8-11	.727	2	13	15	2.5	12	9	8	1	6	37	6.2

Games played: 6

Minutes/game: 29.2

Points/game: 6.2

FG Pct: 36.4

3FG Pct: 29.4

FT Pct: 72.7

Rebounds/game: 2.5

Assists/game: 1.5

Turnovers/game: 1.3

Assist/turnover ratio: 1.1

Steals/game: 1.0

Blocks/game: 0.2

CAREER STATISTICS																
Overall				3-Point				Rebounding								
Year	GP-GS	Min/Avg	FG-FGA	Pct	FG-FGA	Pct	FT-FTA	Pct	Off-Def	Tot	Avg	PF-FO	Ast	TO	Blk	Pts/Avg
2021-22	6-6	174/29.0	12-33	.364	5-17	.294	8-11	.727	2-13	15	2.5	12-0	9	8	1	37/6.2
Total	6-6	174/29.0	12-33	.364	5-17	.294	8-11	.727	2-13	15	2.5	12-0	9	8	1	37/6.2
Conference				3-Point				Rebounding								
Year	GP-GS	Min/Avg	FG-FGA	Pct	FG-FGA	Pct	FT-FTA	Pct	Off-Def	Tot	Avg	PF-FO	Ast	TO	Blk	Pts/Avg
2021-22	--	--	--	--	--	--	--	--	--	--	--	--	--	--	--	----
Total	0-0	0/0.0	0-0	---	0-0	---	0-0	---	0-0	0	0.0	0	0	0	0	0/0.0

33 | CHRIS VOGT

Senior | Center | 7-0 | 257
Mayfield, KY | Graves County (Cincinnati)



Twitter: @ChrisVogt33 | Instagram: @chrisvogt33

INDIVIDUAL BENCHMARKS

	SEASON	CAREER
GP/GS:	6/0	107/52
10+ POINTS:	0	26
20+ POINTS:	0	3
5+ REBOUNDS:	2	37
10+ REBOUNDS:	0	5
DOUBLE-DOUBLES:	0	4
2+ BLOCKS:	1	31
LED TEAM IN PTS:	0	6
LED TEAM IN REB:	1	13

GET TO KNOW CHRIS

Fifth-year senior transfer Chris Vogt joins the Wisconsin program after playing at Cincinnati last season. A 7-foot center from Mayfield, Kentucky, Vogt has played in 101 games over his four-year collegiate career, including starting 50 of 53 games at Cincinnati. As a junior in 2019-20, he averaged 11.0 points, 5.9 rebounds and 1.6 blocks per game, shooting a conference-leading 64.8 percent from the floor. Last season, Vogt started 21 of 23 games and averaged 5.0 points, 3.5 rebounds, 1.1 blocks, and 56 percent field goal shooting in 19.4 minutes per game. He ranked among the conference leaders in blocks (fifth) and offensive rebounds (15th). Vogt spent his freshman and sophomore seasons at Northern Kentucky, where he played 48 games.

HONORS

- 2019-20 AAC Regular Season Championship
- 2018-19 Horizon League Regular Season Champion
- 2017-18 Horizon League Regular Season Champion

TOP CAREER PERFORMANCES

- LIPSCOMB (12/2/20): Scored 12 points (6-7 FG) and hauled in 7 rebounds in the season opener. Played season-high 32 minutes
- SOUTH FLORIDA (12/16/20): Sparked the Bearcats offense with a season-high 13 points and added 4 rebounds, 3 assists, and 1 block.

SEASON HIGHS

POINTS: 4 vs. Green Bay (11/12/21)
FIELD GOALS: 1 vs. St. Francis Bkn (11/9/21)
FG ATTEMPTS: 3 vs. St. Francis Bkn (11/9/21)
3-POINT FGS: --
3-POINT FGAS: 1 vs. Green Bay (11/12/21)
FREE THROWS: 4 vs. Green Bay (11/12/21)
FT ATTEMPTS: 4 vs. Green Bay (11/12/21)
REBOUNDS: 9 vs. St. Francis Bkn (11/9/21)
ASSISTS: 1 (3x) MR vs. Houston (11/23/21)
BLOCKS: 2 vs. St. Francis Bkn (11/9/21)
STEALS: 1 vs. St. Francis Bkn (11/9/21)
MINUTES: 17 vs. St. Francis Bkn (11/9/21)

CAREER HIGHS

POINTS: 21 (2x) MR at Tulane (1/4/20)*
FIELD GOALS: 9 (3x) MR at Tulane (1/4/20)*
FG ATTEMPTS: 13 vs. Green Bay (1/24/19)**
3-POINT FGS: --
3-POINT FGAS: 1 vs. Green Bay (11/12/21)
FREE THROWS: 8 at Temple (1/22/20)*
FT ATTEMPTS: 9 (2x) MR at Temple (1/22/20)*
REBOUNDS: 14 vs. Green Bay (1/24/19)**
ASSISTS: 4 vs. Furman (12/10/20)*
BLOCKS: 6 vs. Temple (2/12/21)*
STEALS: 3 (2x) MR vs. Memphis (2/28/21)*
MINUTES: 41 at UConn (2/9/20)*

*recorded at Cincinnati **recorded at N Kentucky

GAME-BY-GAME STATISTICS

Opponent	Date	gs	min	Total		3-Pointers		Free throws		Rebounds			pf	a	t/o	blk	stl	pts	avg	
				fg-fga	pct	3fg-3ga	pct	ft-fa	pct	off	def	tot								avg
ST. FRANCIS BROOKLYN	11/09/21	17	1-3	.333	0-0	.000	0-0	.000	2	7	9	9.0	2	1	0	2	1	2	2.0	
GREEN BAY	11/12/21	12	0-2	.000	0-1	.000	4-4	1.000	3	2	5	7.0	3	0	0	1	0	4	3.0	
PROVIDENCE	11/15/21	9	0-0	.000	0-0	.000	0-0	.000	0	1	1	5.0	3	1	0	1	0	0	2.0	
vs Texas A&M	11/22/21	7	0-0	.000	0-0	.000	0-0	.000	1	1	2	4.3	1	0	0	0	0	0	1.5	
vs Houston	11/23/21	11	0-0	.000	0-0	.000	0-0	.000	0	2	2	3.8	3	1	0	0	0	0	1.2	
vs Saint Mary's (CA)	11/24/21	6	0-1	.000	0-0	.000	0-0	.000	2	0	2	3.5	2	0	1	0	0	0	1.0	
Totals		0	62	1-6	.167	0-1	.000	4-4	1.000	8	13	21	3.5	14	3	1	4	1	6	1.0

Games played: 6
Minutes/game: 10.3
Points/game: 1.0
FG Pct: 16.7
3FG Pct: 0.0
FT Pct: 100.0

Rebounds/game: 3.5
Assists/game: 0.5
Turnovers/game: 0.2
Assist/turnover ratio: 3.0
Steals/game: 0.2
Blocks/game: 0.7

CAREER STATISTICS

Overall				3-Point				Rebounding											
Year	GP-GS	Min/Avg	FG-FGA	Pct	FG-FGA	Pct	FT-FTA	Pct	Off-Def	Tot	Avg	PF-FO	Ast	TO	Blk	Stl	Pts/Avg		
2017-18*	13-0	42/3.2	6-10	.600	---	---	2-6	.333	0-9	9	0.7	8-0	3	2	4	2	8/1.1		
2018-19*	35-2	450/12.9	64-111	.577	---	---	30-78	.385	47-82	129	3.7	87-0	20	36	42	10	158/4.5		
2019-20**	30-29	856/28.5	136-210	.648	---	---	58-101	.574	78-99	177	5.9	93-0	25	51	47	10	330/11.0		
2020-21**	23/21	447/19.4	47-84	.560	---	---	20-57	.351	35-46	81	3.5	73-0	25	28	25	5	114/5.0		
2021-22	6-0	61/10.2	1-6	.167	0-1	.000	4-4	1.000	8-13	21	3.5	14-0	3	1	4	1	6/1.0		
Total	107-52	1856/17.3	254-421	.603	0-1	.000	114-246	.463	168-249	417	3.9	275-0	76	118	122	28	622/5.8		

*at Northern Kentucky **at Cincinnati

Conference				3-Point				Rebounding											
Year	GP-GS	Min/Avg	FG-FGA	Pct	FG-FGA	Pct	FT-FTA	Pct	Off-Def	Tot	Avg	PF-FO	Ast	TO	Blk	Stl	Pts/Avg		
2017-18*	7-0	11/1.6	1-1	1.000	---	---	---	---	0-2	2	0.3	2-0	1	1	3	0	2/0.3		
2018-19*	18-2	230/12.8	33-63	.524	---	---	14-35	.400	22-42	64	3.6	36-0	10	18	22	5	80/4.4		
2019-20**	18-17	523/29.1	74-118	.627	---	---	31-58	.534	45-50	95	5.3	59-0	14	35	31	8	179/9.9		
2020-21**	14-12	271/19.4	25-54	.463	---	---	19-47	.404	23-28	51	3.6	45-0	15	13	15	4	69/4.9		
2021-22	--	--	--	--	--	--	--	--	--	--	--	--	--	--	--	--	----		
Total	57-31	1035/18.2	133-236	.564	---	---	64-140	.457	90-122	212	3.7	142	40	67	71	17	330/5.8		

*Horizon League **American Athletic Conference

34 | BRAD DAVISON

Senior | Guard | 6-4 | 200

Maple Grove, Minn. | Maple Grove High School



Twitter: @braddavi34 | Instagram: @braddavison

INDIVIDUAL BENCHMARKS

	SEASON	CAREER
GP/GS:	6/6	134/130
10+ POINTS:	3	8
20+ POINTS:	1	11
30+ POINTS:	0	2
3+ ASSISTS:	1	44
3+ STEALS:	1	14
LED UW IN PTS:	1	26
LED UW IN AST:	1	25

GET TO KNOW BRAD

Fifth-year senior Brad Davison returns as a key team leader for Wisconsin, not only vocally, but also in terms of production on the court. The Maple Grove, Minnesota native has made over 100 career starts as a Badger, just the 12th player in school history to reach that milestone. UW's returning scoring leader, Davison averaged 10.0 points per game last year and shot a career-best 39.1 percent from 3-point range. Starting all 31 games last season, Davison had a masterful performance in the 2021 NCAA Tournament, scoring a game-high 29 points and leading the Badgers to an 85-62 win over North Carolina in the first round.

HONORS

- 2018 Big Ten All-Freshman Team
- 2x Big Ten Freshman of the Week
- 3x Academic All-Big Ten (2019, '20, '21)

CAREER

- Ranks 4th in school history with 126 career starts.
- Ranks 5th in school history with 83.1% career FT%.
- Ranks 12th in school history with 135 career steals.
- Ranks 5th in school history with 225 career 3FGs.
- Just the 12th Badger in school history to make 100 career starts (#100 vs. Louisville, 12/19/20).
- Became the 43rd player in UW history with 1,000 career points (the 20th to do so by junior season).
- Set UW freshman records for FT% (.818) + 3FGs (60)

TOP 2020-21 PERFORMANCES

- **NEBRASKA (12/22/20):** Scored a team-high 15 points (3-5 3FG), and set a career high with 7 assists.
- **#23 LOUISVILLE (12/19/20):** Started his 100th career game at Wisconsin, finishing with 10 points (3-6 3FG), plus 4 assists (0 TOs) and 2 steals.
- **RHODE ISLAND (12/9/20):** Finished with a game-high 23 points (3-5 3FG), shooting 12-for-12 on FTs.

SEASON HIGHS

POINTS: 25 vs. Providence (11/15/21)
 FIELD GOALS: 7 vs. Providence (11/15/21)
 FG ATTEMPTS: 17 vs. Providence (11/15/21)
 3-POINT FGS: 3 (2x) MR vs. Texas A&M (11/22/21)
 3-POINT FGAS: 11 (2x) MR vs. Texas A&M (11/22/21)
 FREE THROWS: 8 vs. Providence (11/15/21)
 FT ATTEMPTS: 10 vs. Providence (11/15/21)
 REBOUNDS: 7 (2x) MR vs. Texas A&M (11/22/21)
 ASSISTS: 3 vs. Texas A&M (11/22/21)
 BLOCKS: --
 STEALS: 3 vs. Providence (11/15/21)
 MINUTES: 39 vs. Providence (11/15/21)

CAREER HIGHS

POINTS: 30 (2x) MR at Nebraska (2/15/20)
 FIELD GOALS: 11 at Nebraska (2/15/20)
 FG ATTEMPTS: 19 vs. Michigan State (2/25/18)
 3-POINT FGS: 8 at Nebraska (2/15/20)
 3-POINT FGAS: 11 (3x) MR vs. Texas A&M (11/22/21)
 FREE THROWS: 12 vs. Rhode Island (12/9/20)
 FT ATTEMPTS: 16 vs. Marquette (12/9/17)
 REBOUNDS: 13 at Penn State (1/11/20)
 ASSISTS: 7 vs. Nebraska (12/22/20)
 BLOCKS: 1 (3x) MR vs. Mich. State (3/16/19)
 STEALS: 5 vs. Illinois (2/27/21)
 MINUTES: 44 vs. Minnesota (2/19/18)

GAME-BY-GAME STATISTICS

				Total		3-Pointers		Free throws		Rebounds											
Opponent	Date	gs	min	fg-fga	pct	3fg-fga	pct	ft-fga	pct	off	def	tot	avg	pf	a	t/o	blk	stl	pts	avg	
ST. FRANCIS BROOKLYN	11/09/21	*	23	3-8	.375	2-4	.500	0-1	.000	0	6	6	6.0	2	2	1	0	2	8	8.0	
GREEN BAY	11/12/21	*	24	5-8	.625	1-4	.250	4-4	1.000	2	1	3	4.5	2	2	1	0	1	15	11.5	
PROVIDENCE	11/15/21	*	39	7-17	.412	3-11	.273	8-10	.800	1	6	7	5.3	4	0	2	0	3	25	16.0	
vs Texas A&M	11/22/21	*	35	5-16	.313	3-11	.273	6-6	1.000	0	7	7	5.8	2	3	1	0	0	19	16.8	
vs Houston	11/23/21	*	28	2-6	.333	1-5	.200	4-4	1.000	0	4	4	5.4	4	2	1	0	1	9	15.2	
vs Saint Mary's (CA)	11/24/21	*	35	1-10	.100	1-7	.143	1-2	.500	1	2	3	5.0	3	1	0	0	4	13.3	13.3	
Totals			6	184	23-65	.354	11-42	.262	23-27	.852	4	26	30	5.0	17	10	6	0	7	80	13.3

Games played: 6
 Minutes/game: 30.7
 Points/game: 13.3
 FG Pct: 35.4
 3FG Pct: 26.2
 FT Pct: 85.2

Rebounds/game: 5.0
 Assists/game: 1.7
 Turnovers/game: 1.0
 Assist/turnover ratio: 1.7
 Steals/game: 1.2

CAREER STATISTICS

Overall	3-Point								Rebounding										
Year	GP-GS	Min/Avg	FG-FGA	Pct	FG-FGA	Pct	FT-FTA	Pct	Off-Def	Tot	Avg	PF-FO	Ast	TO	Blk	Stl	Pts/Avg		
2017-18	33-29	1028/31.2	124-306	.405	60-169	.355	90-110	.818	10-66	76	2.3	109-0	83	59	1	40	398/12.1		
2018-19	34-34	1096/32.2	115-299	.385	52-149	.349	76-94	.809	10-101	111	3.3	79-0	62	34	2	36	358/10.5		
2019-20	30-30	927/30.9	92-233	.395	47-131	.359	65-77	.844	16-113	129	4.3	73-0	56	27	0	23	296/9.9		
2020-21	31-31	960/31.0	91-264	.345	63-162	.389	66-76	.868	10-99	109	3.5	72-0	73	72	0	33	311/10.0		
2021-22	6-6	185/30.8	23-65	.354	11-42	.262	23-27	.852	4-26	30	5.0	17-0	10	6	0	7	80/13.3		
Total	134-130	4196/31.3	445-1167	.381	233-653	.357	320-384	.833	50-405	455	3.4	350-0	284	153	3	139	1443/10.8		

Conference	3-Point								Rebounding										
Year	GP-GS	Min/Avg	FG-FGA	Pct	FG-FGA	Pct	FT-FTA	Pct	Off-Def	Tot	Avg	PF-FO	Ast	TO	Blk	Stl	Pts/Avg		
2017-18	18-18	598/33.2	67-175	.383	34-96	.354	47-53	.887	5-41	46	2.6	64-0	51	41	1	19	215/11.9		
2018-19	20-20	667/33.4	72-186	.387	32-87	.368	39-51	.765	6-64	70	3.5	51-0	37	18	1	15	215/10.8		
2019-20	19-19	593/31.2	56-149	.376	32-87	.368	42-52	.808	9-76	85	4.5	47-0	31	15	0	11	186/9.8		
2020-21	20-20	636/31.8	54-178	.303	38-108	.352	28-34	.824	9-67	76	3.8	50-0	47	18	0	25	174/8.7		
2021-22	--	--	--	--	--	--	--	--	--	--	--	--	--	--	--	--	--		
Total	77-77	2494/32.4	249-688	.362	136-378	.360	156-190	.821	29-248	277	3.6	212-0	166	92	2	70	790/10.3		

Individual Game by Game

2 | JORDAN DAVIS

Sophomore | Guard | 6-4 | 198
La Crosse, Wis. | La Crosse Central High School

GAME-BY-GAME STATISTICS

Opponent	Date	gs	min	Total		3-Pointers		Free throws		Rebounds				pf	a	t/o	blk	stl	pts	avg
				fg-fga	pct	3fg-fga	pct	ft-fa	pct	off	def	tot	avg							
ST. FRANCIS BROOKLYN	11/09/21	4		1-2	.500	1-2	.500	0-0	.000	0	0	0	0.0	0	0	1	0	0	3	3.0
GREEN BAY	11/12/21	7		2-2	1.000	0-0	.000	0-0	.000	1	1	2	1.0	2	0	1	0	1	4	3.5
PROVIDENCE	11/15/21	0		1-1	1.000	1-1	1.000	0-0	.000	0	0	0	0.7	0	0	0	0	0	3	3.3
vs Texas A&M	11/22/21	6		1-1	1.000	1-1	1.000	0-0	.000	1	3	4	1.5	1	0	0	0	1	3	3.3
vs Houston	11/23/21	5		0-0	.000	0-0	.000	0-0	.000	0	1	1	1.4	1	0	0	0	0	0	2.6
Totals		0	22	5-6	.833	3-4	.750	0-0	.000	2	5	7	1.4	4	0	2	0	2	13	2.6

CAREER STATISTICS

Overall			3-Point							Rebounding							
Year	GP-GS	Min/Avg	FG-FGA	Pct	FG-FGA	Pct	FT-FTA	Pct	Off-Def	Tot	Avg	PF-FO	Ast	TO	Blk	Stl	Pts/Avg
2020-21	13-0	19/1.5	3-6	.500	2-5	.400	0-0	---	0-1	1	0.1	0-0	0	1	0	0	8/0.6
2021-22	5-0	23/4.6	5-6	.833	3-4	.750	0-0	---	2-5	7	1.4	4-0	0	2	0	2	13/2.6
Total	18-0	42/2.3	8-12	.667	5-9	.556	0-0	---	2-6	8	0.4	4-0	0	3	0	2	21/1.2
Conference			3-Point							Rebounding							
Year	GP-GS	Min/Avg	FG-FGA	Pct	FG-FGA	Pct	FT-FTA	Pct	Off-Def	Tot	Avg	PF-FO	Ast	TO	Blk	Stl	Pts/Avg
2020-21	8-0	9/1.1	1-4	.250	0-3	.000	0-0	---	0-1	1	0.1	0-0	0	1	0	0	2/0.3
2021-22	---	---/---	---	---	---	---	---	---	---	---	---	---	---	---	---	---	---/---
Total	8-0	9/1.1	1-4	.250	0-3	.000	0-0	---	0-1	1	0.1	0-0	0	1	0	0	2/0.3

SEASON HIGHS

POINTS: 4 vs. Green Bay (11/12/21)
FIELD GOALS: 2 vs. Green Bay (11/12/21)
FG ATTEMPTS: 2 (2x) MR vs. Green Bay (11/12/21)
3-POINT FGS: 1 (3x) MR vs. Texas A&M (11/22/21)
3-POINT FGAS: 2 vs. St. Francis Bkn (11/9/21)
FREE THROWS: --
FT ATTEMPTS: --
REBOUNDS: 4 vs. Texas A&M (11/22/21)
ASSISTS: --
BLOCKS: --
STEALS: 1 (2x) MR vs. Texas A&M (11/22/21)
MINUTES: 6 vs. Texas A&M (11/22/21)

CAREER HIGHS

POINTS: 4 vs. Green Bay (11/12/21)
FIELD GOALS: 2 vs. Green Bay (11/12/21)
FG ATTEMPTS: 3 at Michigan (1/12/21)
3-POINT FGS: 1 (5x) MR vs. Texas A&M (11/22/21)
3-POINT FGAS: 2 (2x) MR vs. St. Francis Bkn (11/9/21)
FREE THROWS: --
FT ATTEMPTS: --
REBOUNDS: 4 vs. Texas A&M (11/22/21)
ASSISTS: --
BLOCKS: --
STEALS: 1 (2x) MR vs. Texas A&M (11/22/21)
MINUTES: 6 vs. Texas A&M (11/22/21)

4 | CARTER HIGGINBOTTOM

Junior | Guard | 6-0 | 193
Chicago, Ill. | St. Ignatius High School

GAME-BY-GAME STATISTICS

Opponent	Date	gs	min	Total		3-Pointers		Free throws		Rebounds				pf	a	t/o	blk	stl	pts	avg
				fg-fga	pct	3fg-fga	pct	ft-fa	pct	off	def	tot	avg							
ST. FRANCIS BROOKLYN	11/09/21	1		0-0	.000	0-0	.000	0-0	.000	0	0	0	0.0	0	0	1	0	0	0	0.0
GREEN BAY	11/12/21	2		0-0	.000	0-0	.000	0-0	.000	0	0	0	0.0	0	0	0	0	0	0	0.0
Totals		0	3	0-0	.000	0-0	.000	0-0	.000	0	0	0	0.0	0	0	1	0	0	0	0.0

CAREER STATISTICS

Overall			3-Point					Rebounding									
Year	GP-GS	Min/Avg	FG-FGA	Pct	FG-FGA	Pct	FT-FTA	Pct	Off-Def	Tot	Avg	PF-FO	Ast	TO	Blk	Stl	Pts/Avg
2018-19																	
REDSHIRT SEASON																	
2019-20	9-0	9/1.0	0-1	.000	0-0	--	--	--	0-1	1	0.1	0-0	0	1	0	0	0/0.0
2020-21	9-0	10/1.1	0-4	.000	0-0	--	0-2	.000	0-0	0	--	1-0	1	2	0	1	0/0.0
2021-22	2-0	3/1.5	--	--	--	--	--	--	0	0	--	--	--	1	--	--	--
Total	20-0	22/1.1	0-5	.000	0-0	--	0-2	.000	0-1	1	0.1	1-0	1	4	0	1	0/0.0
Conference			3-Point					Rebounding									
Year	GP-GS	Min/Avg	FG-FGA	Pct	FG-FGA	Pct	FT-FTA	Pct	Off-Def	Tot	Avg	PF-FO	Ast	TO	Blk	Stl	Pts/Avg
2018-19																	
REDSHIRT SEASON																	
2019-20	4-0	4/1.0	0-1	.000	0-0	--	0-0	--	0-0	0	0.0	0-0	0	0	0	0	0/0.0
2020-21	4-0	5/1.3	0-1	.000	0-0	--	0-2	.000	0-0	0	0.0	1-0	0	1	0	0	0/0.0
2021-22	--	--/---	--	--	--	--	--	--	--	--	----	--	--	--	--	--	--
Total	8-0	9/1.1	0-2	.000	0-0	--	0-2	.000	0-0	0	0.0	1	0	1	0	0	0/0.0

SEASON HIGHS

POINTS: --
FIELD GOALS: --
FG ATTEMPTS: --
3-POINT FGS: --
3-POINT FGAS: --
FREE THROWS: --
FT ATTEMPTS: --
REBOUNDS: --
ASSISTS: --
BLOCKS: --
STEALS: --
MINUTES: 2 vs. St. Francis Bkn (11/9/21)

CAREER HIGHS

POINTS: --
FIELD GOALS: --
FG ATTEMPTS: 1 (5x) MR vs. Penn State (2/2/21)
3-POINT FGS: --
3-POINT FGAS: --
FREE THROWS: --
FT ATTEMPTS: 2 at Nebraska (2/10/21)
REBOUNDS: 1 vs. Milwaukee (12/21/19)
ASSISTS: 1 vs. Green Bay (12/1/20)
BLOCKS: --
STEALS: 1 vs. North Carolina (3/19/21)
MINUTES: 2 (4x) MR vs. Green Bay (11/12/21)

Individual Game by Game

10 | ISAAC LINDSEY

Sophomore | Guard | 6-4 | 184
Mineral Point, Wis. | Mineral Point High School (UNLV)

GAME-BY-GAME STATISTICS

Opponent	Date	gs	min	Total		3-Pointers		Free throws		Rebounds				pf	a	t/o	blk	stl	pts	avg
				fg-fga	pct	3fg-fga	pct	ft-fa	pct	off	def	tot	avg							
ST. FRANCIS BROOKLYN	11/09/21	2		0-0	.000	0-0	.000	0-0	.000	0	0	0	0.0	0	0	0	0	0	0	0.0
GREEN BAY	11/12/21	4		0-1	.000	0-0	.000	0-0	.000	0	0	0	0.0	0	0	0	0	0	0	0.0
Totals		0	6	0-1	.000	0-0	.000	0-0	.000	0	0	0	0.0	0	0	0	0	0	0	0.0

CAREER STATISTICS

Overall				3-Point				Rebounding											
Year	GP-GS	Min/Avg	FG-FGA	Pct	FG-FGA	Pct	FT-FTA	Pct	Off-Def	Tot	Avg	PF-FO	Ast	TO	Blk	Stl	Pts/Avg		
2021-22	2-0	6/3.0	0-1	.000	---	---	---	---	---	---	---	---	---	---	---	---	---		
Total	2-0	6/3.0	0-1	.000	---	---	---	---	---	---	---	---	---	---	---	---	---		

Conference				3-Point				Rebounding											
Year	GP-GS	Min/Avg	FG-FGA	Pct	FG-FGA	Pct	FT-FTA	Pct	Off-Def	Tot	Avg	PF-FO	Ast	TO	Blk	Stl	Pts/Avg		
2021-22	---	---	---	---	---	---	---	---	---	---	---	---	---	---	---	---	---		
Total	---	---	---	---	---	---	---	---	---	---	---	---	---	---	---	---	---		

SEASON HIGHS

POINTS: --
FIELD GOALS: --
FG ATTEMPTS: 1 vs. Green Bay (11/12/21)
3-POINT FGS: --
3-POINT FGAS: --
FREE THROWS: --
FT ATTEMPTS: --
REBOUNDS: --
ASSISTS: --
BLOCKS: --
STEALS: --
MINUTES: 4 vs. Green Bay (11/12/21)

CAREER HIGHS

POINTS: --
FIELD GOALS: --
FG ATTEMPTS: 1 vs. Green Bay (11/12/21)
3-POINT FGS: --
3-POINT FGAS: --
FREE THROWS: --
FT ATTEMPTS: --
REBOUNDS: --
ASSISTS: --
BLOCKS: --
STEALS: --
MINUTES: 4 vs. Green Bay (11/12/21)

11 | LORNE BOWMAN II

Freshman | Guard | 6-2 | 210
Detroit, Mich. | St. Mary's High School

GAME-BY-GAME STATISTICS

Opponent	Date	gs	min	Total		3-Pointers		Free throws		Rebounds				pf	a	t/o	blk	stl	pts	avg
				fg-fga	pct	3fg-fga	pct	ft-fa	pct	off	def	tot	avg							
ST. FRANCIS BROOKLYN	11/09/21	15		3-7	.429	3-4	.750	0-0	.000	2	2	4	4.0	0	1	1	0	0	9	9.0
GREEN BAY	11/12/21	15		1-3	.333	1-2	.500	0-0	.000	0	1	1	2.5	4	1	1	0	3	3	6.0
PROVIDENCE	11/15/21	11		1-3	.333	1-2	.500	0-0	.000	0	0	0	1.7	1	0	1	0	0	3	5.0
vs Texas A&M	11/22/21	11		0-1	.000	0-0	.000	2-2	1.000	0	0	0	1.3	1	1	0	0	1	2	4.3
vs Houston	11/23/21	12		1-1	1.000	0-0	.000	0-1	.000	0	0	0	1.0	1	0	1	0	0	2	3.8
vs Saint Mary's (CA)	11/24/21	11		2-5	.400	1-2	.500	0-0	.000	0	0	0	0.8	1	0	1	0	0	5	4.0
Totals		0	75	8-20	.400	6-10	.600	2-3	.667	2	3	5	0.8	8	3	5	0	4	24	4.0

CAREER STATISTICS

Overall			3-Point						Rebounding									
Year	GP-GS	Min/Avg	FG-FGA	Pct	FG-FGA	Pct	FT-FTA	Pct	Off-Def	Tot	Avg	PF-FO	Ast	TO	Blk	Stl	Pts/Avg	
2021-22	6-0	76/12.7	8-20	.400	6-10	.600	2-3	.667	2-3	5	0.8	8-0	3	5	0	4	24/4.0	
Total	6-0	76/12.7	8-20	.400	6-10	.600	2-3	.667	2-3	5	0.8	8-0	3	5	0	4	24/4.0	

Conference			3-Point						Rebounding									
Year	GP-GS	Min/Avg	FG-FGA	Pct	FG-FGA	Pct	FT-FTA	Pct	Off-Def	Tot	Avg	PF-FO	Ast	TO	Blk	Stl	Pts/Avg	
2021-22	---	---	---	---	---	---	---	---	---	---	---	---	---	---	---	---	---	
Total	---	---	---	---	---	---	---	---	---	---	---	---	---	---	---	---	---	

SEASON HIGHS

POINTS: 9 vs. St. Francis Bkn (11/9/21)
FIELD GOALS: 3 vs. St. Francis Bkn (11/9/21)
FG ATTEMPTS: 7 vs. St. Francis Bkn (11/9/21)
3-POINT FGS: 3 vs. St. Francis Bkn (11/9/21)
3-POINT FGAS: 4 vs. St. Francis Bkn (11/9/21)
FREE THROWS: 2 vs. Texas A&M (11/22/21)
FT ATTEMPTS: 2 vs. Texas A&M (11/22/21)
REBOUNDS: 4 vs. St. Francis Bkn (11/9/21)
ASSISTS: 1 (3x) MR 2 vs. Texas A&M (11/22/21)
BLOCKS: --
STEALS: 1 vs. Texas A&M (11/22/21)
MINUTES: 15 vs. St. Francis Bkn (11/9/21)

CAREER HIGHS

POINTS: 9 vs. St. Francis Bkn (11/9/21)
FIELD GOALS: 3 vs. St. Francis Bkn (11/9/21)
FG ATTEMPTS: 7 vs. St. Francis Bkn (11/9/21)
3-POINT FGS: 3 vs. St. Francis Bkn (11/9/21)
3-POINT FGAS: 4 vs. St. Francis Bkn (11/9/21)
FREE THROWS: 2 vs. Texas A&M (11/22/21)
FT ATTEMPTS: 2 vs. Texas A&M (11/22/21)
REBOUNDS: 4 vs. St. Francis Bkn (11/9/21)
ASSISTS: 1 (3x) MR 2 vs. Texas A&M (11/22/21)
BLOCKS: --
STEALS: 1 vs. Texas A&M (11/22/21)
MINUTES: 15 vs. St. Francis Bkn (11/9/21)

Individual Game by Game

13 | JUSTIN TAPHORN

Freshman | Guard | 6-5 | 198
Pekin, Ill. | Pekin High School

GAME-BY-GAME STATISTICS

Opponent	Date	gs	min	Total		3-Pointers		Free throws		Rebounds				pf	a	t/o	blk	stl	pts	avg
				fg-fga	pct	3fg-fga	pct	ft-fa	pct	off	def	tot	avg							
ST. FRANCIS BROOKLYN	11/09/21	1		0-0	.000	0-0	.000	0-0	.000	0	0	0	0.0	0	0	0	0	0	0	0.0
GREEN BAY	11/12/21	2		0-0	.000	0-0	.000	0-0	.000	0	0	0	0.0	0	0	0	0	0	0	0.0
Totals		0	3	0-0	.000	0-0	.000	0-0	.000	0	0	0	0.0	0	0	0	0	0	0	0.0

CAREER STATISTICS

Overall		3-Point				Rebounding														
Year	GP-GS	Min/Avg	FG-FGA	Pct	FG-FGA	Pct	FT-FTA	Pct	Off-Def	Tot	Avg	PF-FO	Ast	TO	Blk	Stl	Pts/Avg			
2020-21	6-0	8/1.3	0-1	.000	0-1	.000	---	---	0-0	0	---	0-0	0	1	0	0	0/0.0			
2021-22	2-0	3/1.5	0-0	.000	0-0	.000	---	---	0-0	0	---	0-0	0	0	0	0	0/0.0			
Total	8-0	11/1.4	0-1	.000	0-1	.000	---	---	0-0	0	---	0-0	0	1	0	0	0/0.0			

Overall		3-Point				Rebounding														
Year	GP-GS	Min/Avg	FG-FGA	Pct	FG-FGA	Pct	FT-FTA	Pct	Off-Def	Tot	Avg	PF-FO	Ast	TO	Blk	Stl	Pts/Avg			
2020-21	2-0	2/1.0	0-0	---	0-0	---	0-0	---	0-0	0	0.0	0-0	0	0	0	0	0/0.0			
2021-22	---	---	---	---	---	---	---	---	---	---	---	---	---	---	---	---	---/---			
Total	2-0	2/1.0	0-0	---	0-0	---	0-0	---	0-0	0	0.0	0-0	0	0	0	0	0/0.0			

SEASON HIGHS

POINTS: --
FIELD GOALS: --
FG ATTEMPTS: --
3-POINT FGS: --
3-POINT FGAS: --
FREE THROWS: --
FT ATTEMPTS: --
REBOUNDS: --
ASSISTS: --
BLOCKS: --
STEALS: --
MINUTES: 2 vs. Green Bay (11/12/21)

CAREER HIGHS

POINTS: --
FIELD GOALS: --
FG ATTEMPTS: 1 vs. Green Bay (12/1/20)
3-POINT FGS: --
3-POINT FGAS: 1 vs. Green Bay (12/1/20)
FREE THROWS: --
FT ATTEMPTS: --
REBOUNDS: --
ASSISTS: --
BLOCKS: --
STEALS: --
MINUTES: 2 vs. Green Bay (11/12/21)

14 | CARTER GILMORE

Freshman | Forward | 6-7 | 215
Hartland, Wis. | Arrowhead High School

GAME-BY-GAME STATISTICS

Opponent	Date	gs	min	Total		3-Pointers		Free throws		Rebounds				pf	a	t/o	blk	stl	pts	avg
				fg-fga	pct	3fg-fga	pct	ft-fa	pct	off	def	tot	avg							
ST. FRANCIS BROOKLYN	11/09/21	7	2-2	1,000	0-0	.000	1-2	.500	0	1	1	1.0	0	1	0	1	1	1	5	5.0
GREEN BAY	11/12/21	14	0-4	.000	0-1	.000	0-0	.000	2	3	5	3.0	0	0	1	2	0	0	2.5	
PROVIDENCE	11/15/21	25	0-3	.000	0-1	.000	0-0	.000	0	5	5	3.7	2	0	0	0	0	0	1.7	
vs Texas A&M	11/22/21	11	0-0	.000	0-0	.000	1-2	.500	0	0	0	2.8	2	0	0	1	0	1	1.5	
vs Houston	11/23/21	9	0-1	.000	0-1	.000	0-0	.000	0	0	0	2.2	1	1	0	0	1	0	1.2	
vs Saint Mary's (CA)	11/24/21	12	1-1	1,000	0-0	.000	2-2	1,000	1	0	1	2.0	2	0	0	0	0	4	1.7	
Totals		0	78	3-11	.273	0-3	.000	4-6	.667	3	9	12	2.0	7	2	1	4	2	10	1.7

CAREER STATISTICS

Overall		3-Point				Rebounding														
Year	GP-GS	Min/Avg	FG-FGA	Pct	FG-FGA	Pct	FT-FTA	Pct	Off-Def	Tot	Avg	PF-FO	Ast	TO	Blk	Stl	Pts/Avg			
2020-21	9-0	17/1.9	1-5	.200	0-4	.000	0-0	.000	0-3	3	0.3	2-0	0	0	0	0	2/0.2			
2021-22	6-0	78/13.0	3-11	.273	0-3	.000	4-6	.667	3-9	12	2.0	7-0	2	1	4	2	10/1.7			
Total	15-0	95/6.3	4-16	.250	0-7	.000	4-6	.667	3-12	15	1.0	9-0	2	1	4	2	12/0.8			

Overall		3-Point				Rebounding														
Year	GP-GS	Min/Avg	FG-FGA	Pct	FG-FGA	Pct	FT-FTA	Pct	Off-Def	Tot	Avg	PF-FO	Ast	TO	Blk	Stl	Pts/Avg			
2020-21	4-0	8/2.0	0-2	.000	0-2	.000	0-0	---	0-1	1	0.3	1-0	0	0	0	0	0/0.0			
2021-22	---	---	---	---	---	---	---	---	---	---	---	---	---	---	---	---	---/---			
Total	4-0	8/2.0	0-0	---	0-0	---	0-0	---	0-0	0	0.0	0-0	0	0	0	0	0/0.0			

SEASON HIGHS

POINTS: 5 vs. St. Francis Bkn (11/9/21)
FIELD GOALS: 2 vs. St. Francis Bkn (11/9/21)
FG ATTEMPTS: 3 vs. Providence (11/15/21)
3-POINT FGS: --
3-POINT FGAS: 1 (2x) MR vs. Houston (11/23/21)
FREE THROWS: 2 vs. Saint Mary's (11/24/21)
FT ATTEMPTS: 2 (2x) MR vs. Saint Mary's (11/24/21)
REBOUNDS: 5 vs. Providence (11/15/21)
ASSISTS: 1 (2x) MR vs. Houston (11/23/21)
BLOCKS: 1 vs. Texas A&M (11/22/21)
STEALS: 1 (2x) MR vs. Houston (11/23/21)
MINUTES: 25 vs. Providence (11/15/21)

CAREER HIGHS

POINTS: 5 vs. St. Francis Bkn (11/9/21)
FIELD GOALS: 2 vs. St. Francis Bkn (11/9/21)
FG ATTEMPTS: 3 vs. Providence (11/15/21)
3-POINT FGS: --
3-POINT FGAS: 2 at Northwestern (2/21/21)
FREE THROWS: 2 vs. Saint Mary's (11/24/21)
FT ATTEMPTS: 2 (2x) MR vs. Saint Mary's (11/24/21)
REBOUNDS: 5 vs. Providence (11/15/21)
ASSISTS: 1 (2x) MR vs. Houston (11/23/21)
BLOCKS: 1 vs. Texas A&M (11/22/21)
STEALS: 1 (2x) MR vs. Houston (11/23/21)
MINUTES: 25 vs. Providence (11/15/21)

Individual Game by Game

35 | MARKUS ILVER

Freshman | Forward | 6-8 | 247
Tallinn, Estonia | Western Reserve Academy

GAME-BY-GAME STATISTICS

Opponent	Date	gs	min	Total		3-Pointers		Free throws		Rebounds				pf	a	tlo	blk	stl	pts	avg
				fg-fga	pct	3fg-fga	pct	ft-fia	pct	off	def	tot	avg							
ST. FRANCIS BROOKLYN	11/09/21	7		1-2	.500	0-1	.000	0-0	.000	0	0	0	0.0	1	0	0	0	0	2	2.0
GREEN BAY	11/12/21	11		0-4	.000	0-2	.000	3-4	.750	1	3	4	2.0	4	0	1	0	0	3	2.5
PROVIDENCE	11/15/21	2		0-0	.000	0-0	.000	0-0	.000	0	0	0	1.3	0	0	0	0	0	0	1.7
Totals		0	20	1-6	.167	0-3	.000	3-4	.750	1	3	4	1.3	5	0	1	0	0	5	1.7

CAREER STATISTICS

Overall			3-Point						Rebounding								
Year	GP-GS	Min/Avg	FG-FGA	Pct	FG-FGA	Pct	FT-FTA	Pct	Off-Def	Tot	Avg	PF-FO	Ast	TO	Blk	Stl	Pts/Avg
2021-22	4-0	21/5.3	1-6	.167	0-3	.000	3-4	.750	1-3	4	1.0	5-0	0	1	0	0	5/1.3
Total	4-0	21/5.3	1-6	.167	0-3	.000	3-4	.750	1-3	4	1.0	5-0	0	1	0	0	5/1.3
Conference			3-Point						Rebounding								
Year	GP-GS	Min/Avg	FG-FGA	Pct	FG-FGA	Pct	FT-FTA	Pct	Off-Def	Tot	Avg	PF-FO	Ast	TO	Blk	Stl	Pts/Avg
2021-22	---	---/---	---	---	---	---	---	---	---	---	---	---	---	---	---	---	---/---
Total	---	---/---	---	---	---	---	---	---	---	---	---	---	---	---	---	---	---/---

SEASON HIGHS

POINTS: 3 vs. Green Bay (11/12/21)
FIELD GOALS: 1 vs. St. Francis Bkn (11/9/21)
FG ATTEMPTS: 4 vs. Green Bay (11/12/21)
3-POINT FGS: --
3-POINT FGAS: 2 vs. Green Bay (11/12/21)
FREE THROWS: 3 vs. Green Bay (11/12/21)
FT ATTEMPTS: 4 vs. Green Bay (11/12/21)
REBOUNDS: 4 vs. Green Bay (11/12/21)
ASSISTS: --
BLOCKS: --
STEALS: --
MINUTES: 11 vs. Green Bay (11/12/21)

CAREER HIGHS

POINTS: 3 vs. Green Bay (11/12/21)
FIELD GOALS: 1 vs. St. Francis Bkn (11/9/21)
FG ATTEMPTS: 4 vs. Green Bay (11/12/21)
3-POINT FGS: --
3-POINT FGAS: 2 vs. Green Bay (11/12/21)
FREE THROWS: 3 vs. Green Bay (11/12/21)
FT ATTEMPTS: 4 vs. Green Bay (11/12/21)
REBOUNDS: 4 vs. Green Bay (11/12/21)
ASSISTS: --
BLOCKS: --
STEALS: --
MINUTES: 11 vs. Green Bay (11/12/21)

SEASON STATISTICS

Updated Through November 24, 2021

RECORD:	OVERALL	HOME	AWAY	NEUTRAL
ALL GAMES	5-1	2-1	0-0	3-0
CONFERENCE	0-0	0-0	0-0	0-0
NON-CONFERENCE	5-1	2-1	0-0	3-0

##	Player	gp-gs	min	avg	Total		3-Point		F-Throw		Rebounds				pf	dq	a	to	blk	stl	pts	avg
					fg-fga	fg%	3fg-fga	3fg%	ft-fa	ft%	off	def	tot	avg								
01	Johnny Davis	5-5	158	31.6	36-84	.429	8-22	.364	21-23	.913	8	20	28	5.6	4	0	11	8	3	10	101	20.2
34	Brad Davison	6-6	184	30.7	23-65	.354	11-42	.262	23-27	.852	4	26	30	5.0	17	0	10	6	0	7	80	13.3
05	Tyler Wahl	6-6	171	28.5	22-44	.500	0-7	.000	12-15	.800	9	21	30	5.0	13	0	5	7	9	4	56	9.3
22	Steven Crowl	6-6	143	23.8	21-52	.404	5-17	.294	8-9	.889	10	21	31	5.2	12	0	5	7	2	1	55	9.2
23	Chucky Hepburn	6-6	175	29.2	12-33	.364	5-17	.294	8-11	.727	2	13	15	2.5	12	0	9	8	1	6	37	6.2
11	Lorne Bowman II	6-0	75	12.5	8-20	.400	6-10	.600	2-3	.667	2	3	5	0.8	8	0	3	5	0	4	24	4.0
00	Jahcobi Neath	1-0	18	18.0	1-5	.200	0-0	.000	2-2	1.000	2	0	2	2.0	0	0	0	1	0	0	4	4.0
02	Jordan Davis	5-0	22	4.4	5-6	.833	3-4	.750	0-0	.000	2	5	7	1.4	4	0	0	2	0	2	13	2.6
20	Ben Carlson	6-1	82	13.7	7-21	.333	0-6	.000	1-2	.500	6	15	21	3.5	2	0	3	4	1	0	15	2.5
35	Markus Ilver	3-0	20	6.7	1-6	.167	0-3	.000	3-4	.750	1	3	4	1.3	5	0	0	1	0	0	5	1.7
14	Carter Gilmore	6-0	78	13.0	3-11	.273	0-3	.000	4-6	.667	3	9	12	2.0	7	0	2	1	4	2	10	1.7
33	Chris Vogt	6-0	62	10.3	1-6	.167	0-1	.000	4-4	1.000	8	13	21	3.5	14	0	3	1	4	1	6	1.0
10	Isaac Lindsey	2-0	6	3.0	0-1	.000	0-0	.000	0-0	.000	0	0	0	0.0	0	0	0	0	0	0	0	0.0
04	Carter Higginbottom	2-0	3	1.5	0-0	.000	0-0	.000	0-0	.000	0	0	0	0.0	0	0	0	1	0	0	0	0.0
13	Justin Taphorn	2-0	3	1.5	0-0	.000	0-0	.000	0-0	.000	0	0	0	0.0	0	0	0	0	0	0	0	0.0
Team											12	13	25					2				
Total.....		6	1200		140-354	.395	38-132	.288	88-106	.830	69	162	231	38.5	98	0	51	54	24	37	406	67.7
Opponents.....		6	1200		122-321	.380	39-123	.317	48-79	.608	51	153	204	34.0	110	2	52	84	24	31	331	55.2

TEAM STATISTICS

WIS OPP

SCORING	406	331
Points per game	67.7	55.2
Scoring margin	+12.5	-
FIELD GOALS-ATT	140-354	122-321
Field goal pct	.395	.380
3 POINT FG-ATT	38-132	39-123
3-point FG pct	.288	.317
3-pt FG made per game	6.3	6.5
FREE THROWS-ATT	88-106	48-79
Free throw pct	.830	.608
F-Throws made per game	14.7	8.0
REBOUNDS	231	204
Rebounds per game	38.5	34.0
Rebounding margin	+4.5	-
ASSISTS	51	52
Assists per game	8.5	8.7
TURNOVERS	54	84
Turnovers per game	9.0	14.0
Turnover margin	+5.0	-
Assist/turnover ratio	0.9	0.6
STEALS	37	31
Steals per game	6.2	5.2
BLOCKS	24	24
Blocks per game	4.0	4.0
ATTENDANCE	47513	2901
Home games-Avg/Game	3-15838	0-0
Neutral site-Avg/Game	-	3-967

Date Opponent Score Att.

11/09/21	ST. FRANCIS BROOKLYN	w	81-58	15735
11/12/21	GREEN BAY	w	72-34	16005
11/15/21	PROVIDENCE	L	58-63	15773
11/22/21	vs Texas A&M	w	69-58	0
11/23/21	vs Houston	w	65-63	0
11/24/21	vs Saint Mary's (CA)	w	61-55	2901

* - Conference game

Score by Periods

1st 2nd Totals

Wisconsin	204	202	406
Opponents	155	176	331

HOME STATISTICS

Updated Through November 15, 2021

RECORD:	OVERALL	HOME	AWAY	NEUTRAL
ALL GAMES	2-1	2-1	0-0	0-0
CONFERENCE	0-0	0-0	0-0	0-0
NON-CONFERENCE	2-1	2-1	0-0	0-0

##	Player	gp-gs	min	avg	Total		3-Point		F-Throw		Rebounds				pf	dq	a	to	blk	stl	pts	avg
					fg-fga	fg%	3fg-fga	3fg%	ft-fa	ft%	off	def	tot	avg								
34	Brad Davison	3-3	86	28.7	15-33	.455	6-19	.316	12-15	.800	3	13	16	5.3	8	0	4	4	0	6	48	16.0
01	Johnny Davis	2-2	51	25.5	11-31	.355	2-9	.222	6-8	.750	3	5	8	4.0	1	0	7	0	1	3	30	15.0
22	Steven Crowl	3-3	64	21.3	12-30	.400	2-9	.222	7-7	1.000	6	13	19	6.3	2	0	2	3	1	0	33	11.0
05	Tyler Wahl	3-3	73	24.3	9-17	.529	0-3	.000	5-7	.714	5	9	14	4.7	7	0	3	4	4	0	23	7.7
23	Chucky Hepburn	3-3	84	28.0	7-20	.350	3-9	.333	4-6	.667	1	5	6	2.0	7	0	4	4	0	5	21	7.0
11	Lorne Bowman II	3-0	41	13.7	5-13	.385	5-8	.625	0-0	.000	2	3	5	1.7	5	0	2	3	0	3	15	5.0
00	Jahcobi Neath	1-0	18	18.0	1-5	.200	0-0	.000	2-2	1.000	2	0	2	2.0	0	0	0	1	0	0	4	4.0
20	Ben Carlson	3-1	56	18.7	5-16	.313	0-4	.000	1-1	1.000	5	10	15	5.0	0	0	1	1	1	0	11	3.7
02	Jordan Davis	3-0	11	3.7	4-5	.800	2-3	.667	0-0	.000	1	1	2	0.7	2	0	0	2	0	1	10	3.3
33	Chris Vogt	3-0	38	12.7	1-5	.200	0-1	.000	4-4	1.000	5	10	15	5.0	8	0	2	0	4	1	6	2.0
35	Markus Ilver	3-0	20	6.7	1-6	.167	0-3	.000	3-4	.750	1	3	4	1.3	5	0	0	1	0	0	5	1.7
14	Carter Gilmore	3-0	46	15.3	2-9	.222	0-2	.000	1-2	.500	2	9	11	3.7	2	0	1	1	3	1	5	1.7
13	Justin Taphorn	2-0	3	1.5	0-0	.000	0-0	.000	0-0	.000	0	0	0	0.0	0	0	0	0	0	0	0	0.0
10	Isaac Lindsey	2-0	6	3.0	0-1	.000	0-0	.000	0-0	.000	0	0	0	0.0	0	0	0	0	0	0	0	0.0
04	Carter Higginbottom	2-0	3	1.5	0-0	.000	0-0	.000	0-0	.000	0	0	0	0.0	0	0	0	1	0	0	0	0.0
Team											8	8	16					1				
Total.....		3	600		73-191	.382	20-70	.286	45-56	.804	44	89	133	44.3	47	0	26	26	14	20	211	70.3
Opponents.....		3	600		59-168	.351	16-59	.271	21-38	.553	27	79	106	35.3	53	1	22	40	14	14	155	51.7

TEAM STATISTICS

WIS OPP

SCORING	211	155
Points per game	70.3	51.7
Scoring margin	+18.7	-
FIELD GOALS-ATT	73-191	59-168
Field goal pct	.382	.351
3 POINT FG-ATT	20-70	16-59
3-point FG pct	.286	.271
3-pt FG made per game	6.7	5.3
FREE THROWS-ATT	45-56	21-38
Free throw pct	.804	.553
F-Throws made per game	15.0	7.0
REBOUNDS	133	106
Rebounds per game	44.3	35.3
Rebounding margin	+9.0	-
ASSISTS	26	22
Assists per game	8.7	7.3
TURNOVERS	26	40
Turnovers per game	8.7	13.3
Turnover margin	+4.7	-
Assist/turnover ratio	1.0	0.6
STEALS	20	14
Steals per game	6.7	4.7
BLOCKS	14	14
Blocks per game	4.7	4.7
ATTENDANCE	47513	0
Home games-Avg/Game	3-15838	0-0
Neutral site-Avg/Game	-	0-0

Date Opponent

Score

Att.

11/09/21	ST. FRANCIS BROOKLYN	W	81-58	15735
11/12/21	GREEN BAY	W	72-34	16005
11/15/21	PROVIDENCE	L	58-63	15773

* - Conference game

Score by Periods

1st 2nd Totals

Wisconsin	104	107	211
Opponents	70	85	155

GAME-BY-GAME STATISTICS

WISCONSIN

Opponent	Date	Score		Total		3-Pointers		Free throws		Rebounds											
				fg-fga	pct	3fg-fga	pct	ft-fta	pct	off	def	tot	avg	pf	a	t/o	blk	stl	pts	avg	
ST. FRANCIS BROOKLYN	11/09/21	81-58	W	29-66	.439	10-22	.455	13-18	.722	15	33	48	48.0	10	12	12	4	6	81	81.0	
GREEN BAY	11/12/21	72-34	W	24-64	.375	5-21	.238	19-21	.905	18	32	50	49.0	18	9	7	6	10	72	76.5	
PROVIDENCE	11/15/21	58-63	L	20-61	.328	5-27	.185	13-17	.765	11	24	35	44.3	19	5	7	4	4	58	70.3	
vs Texas A&M	11/22/21	69-58	W	23-58	.397	8-26	.308	15-17	.882	11	25	36	42.2	13	10	11	3	7	69	70.0	
vs Houston	11/23/21	65-63	W	23-49	.469	7-24	.292	12-15	.800	2	26	28	39.4	19	11	9	3	7	65	69.0	
vs Saint Mary's (CA)	11/24/21	61-55	W	21-56	.375	3-12	.250	16-18	.889	12	22	34	38.5	19	4	8	4	3	61	67.7	
Wisconsin		406		140-354	.395	38-132	.288	88-106	.830	69	162	231	38.5	98	51	54	24	37	406	67.7	
Opponents		331		122-321	.380	39-123	.317	48-79	.608	51	153	204	34.0	110	52	84	24	31	331	55.2	

Games played: 6
Points/game: 67.7
FG Pct: 39.5
3FG Pct: 28.8
FT Pct: 83.0

Rebounds/game: 38.5
Assists/game: 8.5
Turnovers/game: 9.0
Assist/turnover ratio: 0.9
Steals/game: 6.2
Blocks/game: 4.0

OPPONENT

Opponent	Date	Score		Total		3-Pointers		Free throws		Rebounds											
				fg-fga	pct	3fg-fga	pct	ft-fta	pct	off	def	tot	avg	pf	a	t/o	blk	stl	pts	avg	
ST. FRANCIS BROOKLYN	11/09/21	81-58	W	25-63	.397	5-21	.238	3-4	.750	6	25	31	31.0	15	5	12	4	8	58	58.0	
GREEN BAY	11/12/21	72-34	W	12-51	.235	3-16	.188	7-15	.467	9	22	31	31.0	20	6	13	4	3	34	46.0	
PROVIDENCE	11/15/21	58-63	L	22-54	.407	8-22	.364	11-19	.579	12	32	44	35.3	18	11	15	6	3	63	51.7	
vs Texas A&M	11/22/21	69-58	W	19-49	.388	10-26	.385	10-14	.714	5	24	29	33.8	18	11	16	3	7	58	53.2	
vs Houston	11/23/21	65-63	W	23-54	.426	9-23	.391	8-15	.533	10	26	36	34.2	18	10	12	2	7	63	55.2	
vs Saint Mary's (CA)	11/24/21	61-55	W	21-50	.420	4-15	.267	9-12	.750	9	24	33	34.0	21	9	16	5	3	55	55.2	
Opponents		331		122-321	.380	39-123	.317	48-79	.608	51	153	204	34.0	110	52	84	24	31	331	55.2	
Wisconsin		406		140-354	.395	38-132	.288	88-106	.830	69	162	231	38.5	98	51	54	24	37	406	67.7	

Games played: 6
Points/game: 55.2
FG Pct: 38.0
3FG Pct: 31.7
FT Pct: 60.8

Rebounds/game: 34.0
Assists/game: 8.7
Turnovers/game: 14.0
Assist/turnover ratio: 0.6
Steals/game: 5.2
Blocks/game: 4.0

GAME 1: WISCONSIN 81, ST. FRANCIS BROOKLYN 58

Nov. 9, 2021 • Madison, Wis. • Kohl Center



Official Basketball Box Score - Final
St. Francis Brooklyn at Wisconsin
 11/09/21 Kohl Center, Madison
 2021-22 Men's Basketball

Game Time: 7:00 PM
 Game Duration: 1:48
 Attendance: 15,735

Officials: Rob Riley, Lamont Simpson, Michael Kibitz (J.)

St. Francis Brooklyn - 58

Record: 0-4

NO. Name	Min	FG M-A	3P M-A	FT M-A	Rebounds OR DR TOT	Fouls PF FO	TP	AS	TO	ST	Blocks BS BA	+-
1 Patrick Emilien	F 34:16	8-11	1-3	1-2	0 5 5	0 5	18	0	0	1	0	-20
12 Vuk Stevanic	F 19:20	1-3	0-1	0-0	1 2 2	0 1	2	0	0	0	2	-14
0 Tedrick Wilcox Jr.	G 12:13	1-3	1-2	0-0	2 2 4	0 3	0	0	1	0	0	-8
3 Rob Higgins	G 25:11	1-9	0-1	2-2	0 0 0	3 1	4	2	2	3	0	-12
11 Michael Cubbage	G 28:47	5-13	0-3	0-0	1 6 7	2 1	10	0	3	1	0	-24
32 Jack Hemphill	15:41	3-7	1-4	0-0	2 1 3	0 0	1	7	2	1	0	-9
5 Larry Moreno	15:11	0-5	0-4	0-0	0 1 1	1 1	0	0	1	0	0	-17
15 Trey Quarlesbaum	24:58	4-6	2-3	0-0	1 4 5	2 0	10	0	2	1	0	-18
4 Bahadai Haidara	10:43	0-2	0-0	0-0	0 1 1	0 0	8	0	1	0	0	-3
10 D'Andre Howell-South	08:37	2-3	0-0	0-0	0 0 0	2 0	4	0	1	1	0	3
31 Kasper Suorong	05:03	0-1	0-0	0-0	0 0 0	0 0	0	0	1	1	0	7
Team					1 4 5		0		0			
Totals		25-63	5-21	3-4	6 25 31	15 10	58	5	12	8	4	-23

Technical Fouls: NONE

Wisconsin - 81

Record: 1-0

NO. Name	Min	FG M-A	3P M-A	FT M-A	Rebounds OR DR TOT	Fouls PF FO	TP	AS	TO	ST	Blocks BS BA	+-
5 Tyler Wahl	F 17:09	1-3	0-1	3-4	1 3 4	2 2	5	1	2	0	0	6
22 Steven Crowl	F 18:56	4-9	0-1	3-4	1 3 4	0 2	11	0	2	0	1	11
1 Johnny Davis	G 26:25	6-15	2-6	1-2	1 2 3	0 4	15	5	0	2	0	23
23 Chucky Hepburn	G 23:14	4-7	2-3	3-4	0 1 1	3 2	13	1	2	0	0	18
34 Brad Davison	G 23:39	3-8	2-4	0-1	0 6 6	2 1	8	2	1	2	0	1
20 Ben Carlson	19:30	2-3	0-0	0-0	2 3 5	0 1	4	0	0	0	0	12
3 Chris Vogt	16:49	1-3	0-0	0-0	2 7 9	2 0	2	1	0	1	2	0
0 Jahcobi Neath	17:33	1-5	0-0	2-2	2 0 2	0 1	4	0	1	0	0	14
11 Lorne Bowman II	15:17	3-7	3-4	0-0	2 2 4	0 0	9	1	1	0	1	10
14 Carter Gilmore	07:00	2-2	0-0	1-2	0 1 1	0 2	5	1	0	1	1	2
35 Markus Iver	06:32	1-2	0-1	0-0	0 0 0	0 1	0	2	0	0	0	0
2 Jordan Davis	04:13	1-2	1-2	0-0	0 0 0	0 0	3	0	1	0	0	-4
10 Isaac Lindsey	02:14	0-0	0-0	0-0	0 0 0	0 0	0	0	0	0	0	-4
4 Carter Higginbottom	00:48	0-0	0-0	0-0	0 0 0	0 0	0	0	1	0	0	-7
13 Justin Taphorn	00:41	0-0	0-0	0-0	0 0 0	0 0	0	0	0	0	0	1
Team					2 3 5		0		1			
Totals		29-66	10-22	13-18	15 33 48	10 15	81	12	12	6	4	23

Technical Fouls: NONE

	SFB	UW
Biggest lead	1 (1 st 18:01)	32 (2 nd 8:33)
Best Scoring Run	11 (2 nd 18:07)	15 (1 st 5:33)
Lead Changes	2	
Times Tied	0	
Time with Lead	01:54	37:18

NOTES: Chucky Hepburn became the first true freshman to start in a season opener for UW since Devin Harris in 2001...**Johnny Davis** made his first career start, tallying 15 points and a career-high 5 assists...**Steven Crowl** made his first career start, setting career highs in points (11) and rebounds (8)...UW won its sixth-straight home opener, and for the 23rd time in the last 24 years...UW improved to 6-0 in home openers under **Greg Gard**.

GAME 2: WISCONSIN 72, GREEN BAY 34

Nov. 12, 2021 • Madison, Wis. • Kohl Center



Official Basketball Box Score - Final
Green Bay at Wisconsin
 11/12/21 Kohl Center, Madison
 2021-22 Men's Basketball

Game Time: 7:00 PM
 Game Duration: 1:53
 Attendance: 16,005

Officials: Matt Morales, Chad Barlow, Kenneth Mubaland

Green Bay - 34

Record: 0-2

NO. Name	Min	FG M-A	3P M-A	FT M-A	Rebounds OR DR TOT	Fouls PF FO	TP	AS	TO	ST	Blocks BS BA	+-
3 Japannah Kellogg III	F 20:43	1-1	0-0	0-4	1 1 2	1 3	2	0	1	1	2	-27
11 Cade Meyer	F 18:04	1-6	0-1	2-5	0 0 0	5 3	4	0	0	0	0	-18
1 Mich Listau	G 20:30	0-3	0-1	2-2	2 2 0	1 1	2	1	0	0	0	-19
5 Lucas Steiber	G 09:38	0-1	0-1	0-0	0 2 2	0 1	0	1	0	0	0	-11
23 Emmanuel Ansong	G 16:18	0-5	0-1	0-0	1 1 2	3 1	0	0	1	0	0	-29
2 Kamari McGee	21:32	2-9	0-1	0-0	0 3 3	2 0	4	1	4	0	0	-16
14 Randy Tucker	13:12	0-2	0-1	2-2	2 2 4	3 3	2	2	0	0	0	-11
15 Donovan Ivory	18:08	1-5	1-3	0-0	0 3 3	2 0	3	0	3	0	1	-17
4 Blayton Williams	05:37	0-1	0-0	0-1	1 1 1	0 0	0	0	0	0	0	-1
12 Cem Kircman	17:14	2-4	1-1	0-0	1 3 4	3 2	5	1	1	1	0	-12
13 Ryan Ostlin	16:06	1-4	0-0	0-2	2 2 0	0 0	3	0	1	1	0	-9
55 Nate Jenkins	12:26	2-5	0-0	0-0	1 1 0	2 0	4	0	0	0	0	-16
21 Tutu Majok	10:32	2-5	0-1	1-2	2 1 3	0 2	5	0	0	0	0	-4
Team					2 0 2		0		1			
Totals		12-51	3-16	7-15	9 22 31	20 18	34	6	13	3	4	-6

Technical Fouls: NONE

Wisconsin - 72

Record: 2-0

NO. Name	Min	FG M-A	3P M-A	FT M-A	Rebounds OR DR TOT	Fouls PF FO	TP	AS	TO	ST	Blocks BS BA	+-
5 Tyler Wahl	F 19:45	1-2	0-0	0-0	1 4 5	1 2	2	2	1	0	2	18
22 Steven Crowl	F 21:59	7-11	2-4	2-2	3 4 7	1 1	18	0	0	0	0	35
1 Johnny Davis	G 24:46	5-16	0-3	5-6	2 3 5	1 6	15	2	0	1	1	37
23 Chucky Hepburn	G 23:49	1-5	1-3	0-0	0 2 2	1 0	3	1	1	4	0	38
34 Brad Davison	G 26:08	1-4	1-4	0-0	2 1 3	2 2	15	1	1	1	0	34
20 Ben Carlson	18:39	2-6	0-1	1-1	1 6 7	0 0	5	1	0	0	0	27
3 Chris Vogt	12:43	0-2	0-1	4-4	3 2 5	3 4	0	0	0	0	1	5
11 Lorne Bowman II	15:16	1-3	1-2	0-0	0 1 1	4 1	3	1	1	3	0	4
14 Carter Gilmore	14:19	0-4	0-1	0-0	2 3 5	0 0	0	1	0	2	0	6
35 Markus Iver	10:44	0-4	0-2	3-4	1 3 4	4 3	3	0	1	0	0	-1
2 Jordan Davis	06:32	2-2	0-0	0-0	1 1 2	2 0	4	0	1	1	0	0
10 Isaac Lindsey	03:48	0-1	0-0	0-0	0 0 0	0 0	0	0	0	0	0	-6
4 Carter Higginbottom	01:46	0-0	0-0	0-0	0 0 0	0 0	0	0	0	0	0	-4
13 Justin Taphorn	01:46	0-0	0-0	0-0	0 0 0	0 0	0	0	0	0	0	-4
Team					2 2 4		0		0			
Totals		24-64	5-21	19-21	18 32 50	18 20	72	9	7	10	6	4

Technical Fouls: NONE

	GB	UW
Biggest lead	2 (1 st 18:20)	45 (2 nd 6:07)
Best Scoring Run	6 (1 st 12:42)	13 (1 st 0:43)
Lead Changes	1	
Times Tied	2	
Time with Lead	00:37	35:52

NOTES: UW won its 23rd-consecutive non-conference home game dating back to the 2017-18 season...UW allowed just 34 points, its fewest surrendered in the Greg Gard era and fewest overall since a 62-31 win Nov. 14, 2014...UW held GB to 23.5% FG, the 4th-lowest mark ever by a UW opponent at the Kohl Center...**Steven Crowl** scored a career-high 18 points.

GAME 3: PROVIDENCE 63, WISCONSIN 58

Nov. 15, 2021 • Madison, Wis. • Kohl Center



Official Basketball Box Score - Final
Providence at Wisconsin
 11/15/21 Kohl Center, Madison
 2021-22 Men's Basketball

Game Time: 8:00 PM
 Game Duration: 2:09
 Attendance: 15,773

Officials: Mike Roberts, Bart Smith, Tim Ougherty

Providence - 63

Record: 3-0

NO. Name	Min	FG M-A	3P M-A	FT M-A	Rebounds OR DR TOT	Fouls PF FO	TP	AS	TO	ST	Blocks BS BA	+-
14 Noah Horchler	F 25:29	1-1	0-0	0-1	1 5 6	3 1	2	0	1	1	3	-8
0 Nate Watson	C 32:25	11-15	0-0	2-5	3 3 6	3 4	24	0	2	0	1	4
1 Aljami Durham	G 35:31	4-11	3-5	2-4	0 2 2	1 6	13	4	3	0	0	-2
4 Jared Bynum	G 27:30	1-10	0-4	2-3	1 8 9	2 2	4	7	5	1	0	-5
11 A.J. Reeves	G 31:12	3-9	3-8	2-2	4 4 8	2 3	11	0	0	0	0	6
5 Ed Crosswell	08:50	0-1	0-0	0-0	0 2 2	3 0	0	0	1	1	1	-1
15 Justin Mraya	24:36	1-4	1-3	0-0	2 5 7	1 0	3	0	1	0	0	9
10 Allyn Breed	10:43	1-3	1-2	3-4	0 2 2	3 3	6	0	1	0	0	5
12 Brycen Goodine	03:44	0-0	0-0	0-0	0 0 0	0 0	0	0	0	0	0	7
Team					1 1 2		0		1			
Totals		22-54	8-22	11-19	12 32 44	18 19	63	11	15	3	6	4

Technical Fouls: NONE

Wisconsin - 58

Record: 2-1

NO. Name	Min	FG M-A	3P M-A	FT M-A	Rebounds OR DR TOT	Fouls PF FO	TP	AS	TO	ST	Blocks BS BA	+-
5 Tyler Wahl	F 36:19	7-12	0-2	2-3	3 2 5	4 5	16	0	1	0	2	-7
20 Ben Carlson	F 17:49	1-7	0-3	0-0	2 1 3	0 1	2	0	1	0	1	-13
22 Steven Crowl	F 23:34	1-10	0-4	2-2	0 4 4	2 1	4	2	1	0	0	2
23 Chucky Hepburn	G 35:42	2-8	0-3	1-2	1 2 3	3 3	5	2	1	1	0	-3
34 Brad Davison	G 36:19	7-17	3-11	8-10	1 6 7	4 8	25	0	2	3	0	-4
14 Carter Gilmore	25:34	0-3	0-1	0-0	0 5 5	2 0	0	0	0	0	0	5
33 Chris Vogt	08:30	0-0	0-0	0-0	0 1 1	3 0	0	1	0	0	1	0
11 Lorne Bowman II	10:49	1-3	1-2	0-0	0 0 0	1 0	3	0	1	0	0	-13
35 Markus Iver	02:11	0-0	0-0	0-0	0 0 0	0 0	0	0	0	0	0	2
2 Jordan Davis	00:13	1-1	1-1	0-0	0 0 0	0 0	3	0	0	0	0	-1
Team					4 3 7		0		0			
Totals		20-61	5-27	13-17	11 24 35	19 18	58	5	7	4	4	-5

Technical Fouls: NONE

	PC	UW
Biggest lead	13 (2 nd 6:13)	6 (1 st 9:11)
Best Scoring Run	10 (1 st 6:46)	8 (2 nd 3:18)
Lead Changes	2	

GAME 5: WISCONSIN 65, #12 HOUSTON 63

Nov. 23, 2021 • Las Vegas, Nev. • Michelob Ultra Arena



Official Basketball Box Score - Final
Wisconsin at Houston
11/23/21 Michelob Ultra Arena, Las Vegas
2021-22 Men's Basketball

Game Time: 2:00 PM
Game Duration: 1:56

Officials: Mike Reed, Don Daily, AJ Davis

Wisconsin - 65													
Record: 4-1													
NO.	Name	Min	FG M-A	3P M-A	FT M-A	Rebounds OR DR TOT	Fouls PF FO	TP	AS	TO	ST	Blocks BS BA	+/-
5	Tyler Wahl	F 32:00	4-10	0-2	1-2	1 6 7	2 3	9	1	0	0	0	1 2
22	Steven Crowl	F 22:42	3-6	1-4	1-2	0 1 1	4 2	8	0	1	1	0	1 8
1	Johnny Davis	G 37:24	10-18	4-7	6-6	0 4 4	1 5	30	1	2	4	2	0 2
23	Chucky Hepburn	G 30:58	1-4	1-4	0-0	0 4 4	2 0	3	3	3	0	1	0 -1
34	Brad Davison	G 28:09	2-6	1-5	4-4	0 4 4	4 5	9	2	1	1	0	0 0
14	Carter Gilmore	09:00	0-1	0-1	0-0	0 0 0	1 0	0	1	0	1	0	0 0
11	Lorne Bowman II	12:44	1-1	0-0	0-1	0 0 0	1 1	2	0	1	0	0	0 3
33	Chris Vogt	10:10	0-0	0-0	0-0	0 2 2	3 1	0	1	0	0	0	0 -9
20	Ben Carlson	11:26	2-3	0-1	0-0	0 2 2	0 1	4	2	0	0	0	0 7
2	Jordan Davis	05:27	0-0	0-0	0-0	0 1 1	1 0	0	0	0	0	0	0 -2
Team						1 2 3				0	1		
Totals			23-49	7-24	12-15	2 26 28	19 18	65	11	9	7	3 2 2	
Shooting By Period													
1st FG			16-28		57.1%								
2nd FG			3-17		46.7%								
3rd FG			1-3		33.3%								
4th FG			7-24		33.3%								
5th FG			0-0		0.0%								
FT			11-12		91.7%								
GMFG			23-49		46.9%								
3PT			7-24		29.2%								
FT			12-15		80.0%								
Dead Ball Rebounds: 1.0													

Shooting By Period		
1 st FG%	15-28	57.1%
3PT%	7-15	46.7%
FT%	1-3	33.3%
2 nd FG%	7-21	33.3%
FT%	11-12	91.7%
GM FG%	23-49	46.9%
3PT%	7-24	29.2%
FT%	12-15	80.0%
Dead Ball Rebounds: 1, 0		

Houston - 63													Technical Fouls: NONE												
Record: 4-1																									
NO.	Name	Min	FG M-A	3P M-A	FT M-A	Rebounds OR DR TOT	Fouls PF FO	TP	AS	TO	ST	Blocks BS BA	+/-												
32	Reggie Chaney	F 19:47	3-3	0-0	1-4	0 5 5	3 3	7	0	0	0	0 0	-5												
35	Fabian White Jr	F 25:33	2-4	0-1	0-0	1 3 4	2 1	4	1	0	1	0 0	12												
0	Marcus Sasser	G 37:52	4-12	3-7	0-0	0 2 2	2 1	11	2	4	3	0 0	-1												
4	Taze Moore	G 15:56	0-6	0-4	0-0	1 2 3	1 0	0	0	1	0	1 2	-2												
11	Kyle Edwards	G 34:21	6-10	6-8	0-0	1 4 5	2 2	18	1	3	1	0 0	1												
12	Tramon Mark	13:43	3-6	0-0	2-2	0 2 2	2 1	8	1	0	0	0 0	-1												
13	J'Wan Roberts	19:14	1-5	0-2	3-4	3 3 6	0 3	5	0	2	1	1 0	-12												
1	Jamal Shead	21:00	3-7	0-1	2-4	1 1 2	3 6	8	5	2	1	0 1	2												
25	Josh Carlton	12:34	1-1	0-0	0-1	0 3 3	3 2	2	0	0	0	0 0	-4												
Team						3 1 4				0	0														
Totals			23-54	9-23	8-15	10 26 36	18 19	63	10	12	7	2 3	-2												

Shooting By Period			
1 st FG%	7-27	25.9%	
3PT%	2-10	20.0%	
FT%	4-5	80.0%	
2 nd FG%	16-27	59.3%	
3PT%	7-13	53.8%	
FT%	4-10	40.0%	
GMFG%	23-54	42.6%	
3PT%	9-23	39.1%	
FT%	8-15	53.3%	
Dead Ball Rebounds: 2.0			

Totals		Technical Fouls	

Technical Fouls: NONE

		WS	HOU
Biggest lead	20 (1 st 2:13)	0 (1 st 20:00)	
Best Scoring Run	13 (1 st 15:40)	10 (2 nd 16:05)	
Lead Changes	0		
Times Tied	0		
Time with Lead	38:36	00:00	

		WS	HOU
Points from Turnovers		11	8
Paint		26	26
Second Chance		2	6
Fast Breaks		5	7
Bench		6	23

Period by Period Scoring			
	1st	2nd	TOT
WS	40	25	65
HOU	20	43	63

GAME 6: WISCONSIN 61, SAINT MARY'S 55

Nov. 24, 2021 • Maui Invitational • Michelob Ultra Arena



Official Basketball Box Score - Final
Wisconsin at Saint Mary's (CA)
11/24/21 Michelob Ultra Arena, Las Vegas
2021-22 Men's Basketball

Game Time: 2:00 PM
Game Duration: 1:53
Attendance: 2,301

Officials: Jeff Anderson, Randy McCal, Pat Driscoll

Wisconsin - 61													
Record: 5-1													
NO.		Min	FG M-A	3P M-A	FT M-A	Rebounds OR DR TOT	Fouls PF FO	TP	AS	TO	ST	Blocks BS BA	+/-
5	Tyler Wahl	F 36:02	6-9	0-0	6-6	1 4 5	4 5	18	0	1	1	4 0 2	
22	Steven Crowl	F 27:09	2-7	0-1	0-0	3 4 7	3 1	4	1	1	0	0 0 16	
1	Johnny Davis	G 32:24	7-17	1-1	5-5	2 5 7	1 6	20	1	3	1	0 1 1	
23	Chucky Hepburn	G 30:58	2-5	0-1	2-2	0 3 3	2 2	6	1	0	1	0 1 4	
34	Brad Davison	G 35:22	1-10	1-7	1-2	1 2 3	3 5	4	1	0	0	2 5	
33	Chris Vogt	05:51	0-1	0-0	0-0	2 0 2	2 0	0	0	1	0	0 0 -2	
11	Lorne Bowman II	11:03	2-5	1-2	0-0	0 0 0	1 0	5	0	1	0	0 1 11	
14	Carter Gilmore	11:20	1-1	0-0	2-2	1 0 1	2 1	4	0	0	0	0 0 5	
20	Ben Carlson	09:51	0-1	0-0	0-1	1 3 4	1 1	0	0	1	0	0 0 -4	
Team						1 1 2				0	0		
Totals			21-56	3-12	16-18	12 22 34	19 21	61	4	8	3	4 5 6	

Shooting By Period				
1 st FG	9-23	31.0%		
2 nd FG	0-3	0.0%		
3 rd FG	7-8	87.5%		
4 th FG	12-27	44.4%		
3PT ¹	3-9	33.3%		
FT	9-10	90.0%		
GM FG			31-52	59.6%
3PT ²			3-12	25.0%
FT			16-18	88.9%
Dead Ball Rebounds: 1, 0				

Technical Fouls: 5, 6

Shooting By Period		
1 st FG%	9-29	31.0%
3PT%	0-3	0.0%
FT%	7-8	87.5%
2 nd FG%	12-27	44.4%
3PT%	3-9	33.3%
FT%	9-10	90%
GM FG%	21-56	37.5%
3PT%	3-12	25.0%
FT%	16-18	88.9%
Dead Ball Rebounds: 1, 0		

Saint Mary's (CA) - 55													
Record: 6-1													
NO.	Name	Min	FG M-A	3P M-A	FT M-A	Rebounds OR DR TOT	Fouls PF FO	TP	AS	TO	ST	Blocks BS BA	+/-
11	Matthias Tass	F 25:11	3-10	0-0	2-2	2 5 7	2 6	8	1	1	1	0 1 5	
14	Kyle Bowen	F 25:02	1-5	0-0	1 4 5	4 1	3	0	1	0	1	0 0 -3	
0	Logan Johnson	G 34:36	6-12	0-1	0-0	2 3 5	4 1	12	1	3	1	0 1 -9	
12	Tommy Kuhse	G 29:54	3-5	0-1	2-4	1 4 5	4 3	8	3	5	1	0 0 1	
44	Alex Ducas	G 38:03	4-9	2-5	3-4	1 2 3	2 2	13	1	0	0	0 1 -5	
10	Mitchell Saxen	03:17	0-1	0-0	0-0	0 0 0	1 0	0	1	0	0	2 0 -3	
42	Dan Fotu	26:30	4-5	1-1	2-2	0 3 3	3 3	11	0	4	0	1 1 -11	
3	Augustas Marciulionis	15:02	0-2	0-1	0-0	0 0 0	1 3	0	2	1	0	1 0 -3	
5	Jabe Mullins	02:25	0-1	0-1	0-0	0 1 1	0 0	0	0	0	0	0 0 -2	
Team						2 2 4				0	1		
Totals			21-50	4-15	9-12	9 24 33	21 19	55	9	16	3	5 4 -6	

Shooting By Period		
1 st FG	FG	13-25 52.0%
3 rd PT	3P	3-9 33.3%
FT	FT	2-2 100%
2 nd FG	FG	8-25 32.0%
3 rd PT	3P	1-6 16.7%
FT	FT	7-10 70%
GM FG	FG	21-50 42.0%
3 rd PT	3P	4-15 26.7%
FT	FT	9-12 75.0%
Dead Ball Rebounds: 1-0		

Technical Fouls: NONE

Technical Fouls: NONE

		WS	STM
Biggest lead	6 (2 nd 0:27)	10 (2 nd 15:58)	
Best Scoring Run	7 (2 nd 4:27)	6 (2 nd 15:58)	
Lead Changes	3		
Times Tied	6		
Time with Lead	05:30	29:59	

		WS	STM
Points from Turnovers		13	7
Paint		26	34
Second Chance		9	10
Fast Breaks		0	2
Bench		9	11

NOTES: Wisconsin claimed its first-ever Maui Invitational championship...UW became the 6th Big Ten school to win the Maui Invite and first since Illinois in 2012... UW erased a 10-point second half deficit (37-27, 15:58 2H), its largest second-half comeback since beating NC State in 2018 after trailing by 12 with 19:01 left... tournament MVP **Johnny Davis** scored 71 points in 3 tourney games (23.7 ppg), breaking Wisconsin's Maui tournament record of 48 set by Trevon Hughes (2009) and Ethan Happ (2016)...**Tyler Wahl** joined Davis on the all-tournament team.

SPECIAL STATISTICS

Game	Pts off T/O (Wis / Opp)	Pts in Paint (Wis / Opp)	2nd Chance Pts (Wis / Opp)	Fast Break Pts (Wis / Opp)	Bench Pts (Wis / Opp)
11/09/21 - ST. FRANCIS BKN	21 / 19	36 / 26	11 / 4	13 / 1	29 / 21
11/12/21 - GREEN BAY	16 / 4	32 / 12	25 / 9	8 / 4	19 / 26
11/15/21 - PROVIDENCE	16 / 5	22 / 22	6 / 19	4 / 11	6 / 9
11/22/21 - Texas A&M	22/ 14	26 / 16	15 / 5	5 / 13	6 / 24
11/23/21 - Houston	11 / 8	26 / 26	2 / 6	5 / 7	6 / 23
11/24/21 - Saint Mary's	13 / 7	26 / 34	9 / 10	0 / 2	9 / 11
RUNNING TOTAL	99 / 57	168 / 136	65 / 53	35 / 38	69 / 105
PER GAME AVERAGE	16.5 / 9.5	28.0 / 22.7	10.8 / 8.8	5.8 / 6.3	11.5 / 17.5

TEAM SUPERLATIVES

WISCONSIN

HIGH

LOW

• Points	81	ST. FRANCIS BROOKLYN (11/9/21)	61	vs. Saint Mary's (11/24/21)
• First-Half Points	42	ST. FRANCIS BROOKLYN (11/9/21)	23	PROVIDENCE (11/15/21)
• Second-Half Points	39	ST. FRANCIS BROOKLYN (11/9/21)	25	vs. Houston (11/23/21)
• Field Goals Made	29	ST. FRANCIS BROOKLYN (11/9/21)	20	PROVIDENCE (11/15/21)
• Field Goal Attempts	66	ST. FRANCIS BROOKLYN (11/9/21)	49	vs. Houston (11/23/21)
• Field Goal Percentage	.469 (23-49)	vs. Houston (11/23/21)	.328 (20-61)	PROVIDENCE (11/15/21)
• 3-Point Field Goals Made	10	ST. FRANCIS BROOKLYN (11/9/21)	3	vs. Saint Mary's (11/24/21)
• 3-Point Field Goal Attempts	27	PROVIDENCE (11/15/21)	12	vs. Saint Mary's (11/24/21)
• 3-Point Field Goal Pct. (min. 10 att.)	.455 (10-22)	ST. FRANCIS BROOKLYN (11/9/21)	.185 (5-27)	PROVIDENCE (11/15/21)
• Free Throws Made	19	GREEN BAY (11/12/21)	12	vs. Houston (11/23/21)
• Free Throw Attempts	21	GREEN BAY (11/12/21)	17	2x; MR vs. Texas A&M (11/22/21)
• Free Throw Pct. (min. 12 att.)	.905 (19-21)	GREEN BAY (11/12/21)	.722 (13-18)	ST. FRANCIS BROOKLYN (11/9/21)
• Offensive Rebounds	18	GREEN BAY (11/12/21)	2	vs. Houston (11/23/21)
• Defensive Rebounds	33	ST. FRANCIS BROOKLYN (11/9/21)	22	vs. Saint Mary's (11/24/21)
• Total Rebounds	50	GREEN BAY (11/12/21)	28	vs. Houston (11/23/21)
• Fouls	19	3x; MR vs. Saint Mary's (11/24/21)	10	ST. FRANCIS BROOKLYN (11/9/21)
• Assists	12	ST. FRANCIS BROOKLYN (11/9/21)	4	vs. Saint Mary's (11/24/21)
• Turnovers	12	ST. FRANCIS BROOKLYN (11/9/21)	7	2x; MR PROVIDENCE (11/15/21)
• Steals	10	GREEN BAY (11/12/21)	4	PROVIDENCE (11/15/21)
• Blocked Shots	6	GREEN BAY (11/12/21)	3	2x; MR vs. Houston (11/23/21)

OPPONENT

HIGH

LOW

• Points	63	2x; MR vs. Houston (11/23/21)	34	GREEN BAY (11/12/21)
• First-Half Points	34	2x; MR vs. Texas A&M (11/22/21)	15	GREEN BAY (11/12/21)
• Second-Half Points	43	vs. Houston (11/23/21)	19	GREEN BAY (11/12/21)
• Field Goals Made	25	ST. FRANCIS BROOKLYN (11/9/21)	12	GREEN BAY (11/12/21)
• Field Goal Attempts	63	ST. FRANCIS BROOKLYN (11/9/21)	49	vs. Texas A&M (11/22/21)
• Field Goal Percentage	.426 (23-54)	vs. Houston (11/23/21)	.235 (12-51)	GREEN BAY (11/12/21)
• 3-Point Field Goals Made	10	vs. Texas A&M (11/22/21)	3	GREEN BAY (11/12/21)
• 3-Point Field Goal Attempts	26	vs. Texas A&M (11/22/21)	15	vs. Saint Mary's (11/24/21)
• 3-Point Field Goal Pct. (min. 10 att.)	.391 (9-23)	vs. Houston (11/23/21)	.188 (3-16)	GREEN BAY (11/12/21)
• Free Throws Made	11	PROVIDENCE (11/15/21)	3	ST. FRANCIS BROOKLYN (11/9/21)
• Free Throw Attempts	19	PROVIDENCE (11/15/21)	4	ST. FRANCIS BROOKLYN (11/9/21)
• Free Throw Pct. (min. 10 att.)	.750 (9-12)	vs. Saint Mary's (11/24/21)	.467 (7-15)	GREEN BAY (11/12/21)
• Offensive Rebounds	12	PROVIDENCE (11/15/21)	5	vs. Texas A&M (11/22/21)
• Defensive Rebounds	32	PROVIDENCE (11/15/21)	22	GREEN BAY (11/12/21)
• Total Rebounds	44	PROVIDENCE (11/15/21)	29	vs. Texas A&M (11/22/21)
• Fouls	21	vs. Saint Mary's (11/24/21)	15	ST. FRANCIS BROOKLYN (11/9/21)
• Assists	11	2x; MR vs. Texas A&M (11/22/21)	5	ST. FRANCIS BROOKLYN (11/9/21)
• Turnovers	16	2x; MR vs. Saint Mary's (11/24/21)	12	ST. FRANCIS BROOKLYN (11/9/21)
• Steals	8	ST. FRANCIS BROOKLYN (11/9/21)	3	3x; MR vs. Saint Mary's (11/24/21)
• Blocked Shots	6	PROVIDENCE (11/15/21)	2	vs. Houston (11/23/21)

MISCELLANEOUS

HIGH

SECOND-HIGHEST

• UW's Largest Deficit Overcome in Win	16 (10-26, 12:04 1H) vs. Texas A&M (11/22/21)	10 (37-27, 15:58 2H) vs. Saint Mary's (11/24/21)
• UW's Largest Deficit Overcome in Win (2nd Half/OT)	10 (37-27, 15:58 2H) vs. Saint Mary's (11/24/21)	--
• UW's Largest Lead Surrendered in Loss	6 (18-12, 9:11 1H) PROVIDENCE (11/15/21)	--
• UW's Largest Lead Surrendered in Loss (2nd Half/OT)	--	--
• UW's Largest Halftime Lead	24 GREEN BAY (11/12/21)	21 ST. FRANCIS BROOKLYN (11/9/21)
• UW's Largest Halftime Deficit	11 PROVIDENCE (11/15/21)	6 vs. Saint Mary's (11/24/21)
• UW's Largest Lead	45 (69-24, 5:07 2H) GREEN BAY (11/12/21)	32 (65-33, 8:33 2H) ST. FRANCIS BROOKLYN (11/9/21)
• UW's Largest Deficit	16 (10-26, 12:04 1H) vs. Texas A&M (11/22/21)	13 (42-55, 6:13 2H) PROVIDENCE (11/15/21)

INDIVIDUAL SUPERLATIVES

WISCONSIN

HIGH

SECOND-HIGHEST

• Points	30	Johnny Davis (Houston - 11/23/21)	25	Brad Davison (PROVIDENCE - 11/15/21)
• First-Half Points	18	Johnny Davis (Houston - 11/23/21)	14	2x; MR Davison (Texas A&M - 11/22/21)
• Second-Half Points	12	2x; MR Wahl (Saint Mary's - 11/24/21)	11	2x; MR Davis (Saint Mary's - 11/24/21)
• Field Goals Made	10	Johnny Davis (Houston - 11/23/21)	8	Johnny Davis (Texas A&M - 11/22/21)
• Field Goal Attempts	18	2x; MR Davis (Houston - 11/23/21)	17	2x; MR Davis (Saint Mary's - 11/24/21)
• Field Goal Percentage (min. 5 made)	.636 (7-11)	Steven Crawl (GREEN BAY - 11/12/21)	.667 (6-9)	Tyler Wahl (Saint Mary's - 11/24/21)
• 3-Point Field Goals Made	4	Johnny Davis (Houston - 11/23/21)	3	3x; MR Davison (Texas A&M - 11/22/21)
• 3-Point Field Goal Attempts	11	2x; MR Davison (Texas A&M - 11/22/21)	7	2x; MR Davison (Saint Mary's - 11/24/21)
• 3-Point Field Goal Pct. (min. 2 made)	.750 (3-4)	Lorne Bowman II (SF BROOKLYN - 11/9/21)	.666 (2-3)	Steven Crawl (Texas A&M - 11/22/21)
• Free Throws Made	8	Brad Davison (PROVIDENCE - 11/15/21)	6	3x; MR Wahl (Saint Mary's - 11/24/21)
• Free Throw Attempts	10	Brad Davison (PROVIDENCE - 11/15/21)	6	4x; MR Wahl (Saint Mary's - 11/24/21)
• Free Throw Pct. (min. 5 made)	1.000 (6-6)	3x; MR Wahl (Saint Mary's - 11/24/21)	1.000 (5-5)	Johnny Davis (Saint Mary's - 11/24/21)
• Offensive Rebounds	3	6x; MR Crawl (Saint Mary's - 11/24/21)	2	10x; MR 2 Badgers (Saint Mary's - 11/24/21)
• Defensive Rebounds	7	2x; MR Davison (Texas A&M - 11/22/21)	6	5x; MR Wahl (Houston - 11/23/21)
• Total Rebounds	9	2x; MR Davis (Texas A&M - 11/22/21)	8	Steven Crawl (SF BROOKLYN - 11/9/21)
• Fouls	4	7x; MR Wahl (Saint Mary's - 11/24/21)	3	8x; MR 2 Badgers (Saint Mary's - 11/24/21)
• Assists	5	Johnny Davis (SF BROOKLYN - 11/9/21)	3	2x; MR Hepburn (Houston - 11/23/21)
• Turnovers	3	3x; MR Davis (Saint Mary's - 11/24/21)	2	8x; MR Davis (Houston - 11/23/21)
• Steals	4	2x; MR Davis (Houston - 11/23/21)	3	3x; MR Wahl (Texas A&M - 11/22/21)
• Blocked Shots	4	Tyler Wahl (Saint Mary's - 11/24/21)	2	5x; MR Davis (Houston - 11/23/21)

OPPONENT

HIGH

SECOND-HIGHEST

• Points	24	Nate Watson (PROVIDENCE - 11/15/21)	18	2x; MR Edwards (Houston - 11/23/21)
• First-Half Points	16	Nate Watson (PROVIDENCE - 11/15/21)	11	Patrick Emilien (SF BROOKLYN - 11/9/21)
• Second-Half Points	15	Kyler Edwards (Houston - 11/23/21)	10	Aljami Durham (PROVIDENCE - 11/15/21)
• Field Goals Made	11	Nate Watson (PROVIDENCE - 11/15/21)	8	Patrick Emilien (SF BROOKLYN - 11/9/21)
• Field Goal Attempts	15	Nate Watson (PROVIDENCE - 11/15/21)	13	Michael Cubbage (SF BROOKLYN - 11/9/21)
• Field Goal Percentage (min. 5 made)	.733 (11-15)	Nate Watson (PROVIDENCE - 11/15/21)	.727 (8-11)	Patrick Emilien (SF BROOKLYN - 11/9/21)
• 3-Point Field Goals Made	6	Kyler Edwards (Houston - 11/23/21)	4	Marcus Sasser (Houston - 11/23/21)
• 3-Point Field Goal Attempts	8	3x; MR Kyler Edwards (Houston - 11/23/21)	7	Marcus Sasser (Houston - 11/23/21)
• 3-Point Field Goal Pct. (min. 3 made)	.750 (6-8)	Kyler Edwards (Houston - 11/23/21)	.600 (3-5)	2x; MR Gordon (Texas A&M - 11/22/21)
• Free Throws Made	3	4x; MR Ducas (Saint Mary's - 11/24/21)	2	16x; MR 3 Gaels (Saint Mary's - 11/24/21)
• Free Throw Attempts	5	2x; MR Nate Watson (PROVIDENCE - 11/15/21)	4	5x; MR 2 Gaels (Saint Mary's - 11/24/21)
• Free Throw Pct. (min. 4 made)	--	--	--	--
• Offensive Rebounds	4	A.J. Reeves (PROVIDENCE - 11/15/21)	3	2x; MR J'Wan Roberts (Houston - 11/23/21)
• Defensive Rebounds	8	Jared Bynum (PROVIDENCE - 11/15/21)	6	Michael Cubbage (SF BROOKLYN - 11/9/21)
• Total Rebounds	9	Jared Bynum (PROVIDENCE - 11/15/21)	8	A.J. Reeves (PROVIDENCE - 11/15/21)
• Fouls	5	2x; MR Coleman III (Texas A&M - 11/22/21)	4	5x; MR 3 Gaels (Saint Mary's - 11/24/21)
• Assists	7	Jared Bynum (PROVIDENCE - 11/15/21)	5	2x; MR Jamal Shead (Houston - 11/23/21)
• Turnovers	5	2x; MR Kuhse (Saint Mary's - 11/24/21)	4	4x; MR Fotu (Saint Mary's - 11/24/21)
• Steals	3	2x; MR Sasser (Houston - 11/23/21)	2	2 Aggies (Texas A&M - 11/22/21)
• Blocked Shots	3	Noah Horchler (PROVIDENCE - 11/15/21)	2	5x; MR Saxen (Saint Mary's - 11/24/21)

THE LAST TIME WISCONSIN...

Wisconsin Team

UW ranked No. 1 in AP Top 25: Feb. 21, 2007
UW ranked in AP Top 25: No. 25 (3/1/21)
UW ranked in USA Today Coaches Poll: No. 24 (2/22/21)
Played AP No. 1-ranked opponent: Win vs. Villanova, 65-62 (3/18/17)
Defeated AP No. 1-ranked opponent: Villanova, 65-62 (3/18/17)
Played AP No. 2-ranked opponent: Win vs. Michigan, 64-54 (1/19/19)
Defeated opponent ranked 3-10 by AP: No. 5 Ohio State, 61-57 (1/3/20)
Defeated opponent ranked 11-25 by AP: No. 12 Houston, 65-63 (11/23/21)
Defeated AP Top 25 opponent on the road: No. 12 Michigan State, 85-76 (12/25/20)

Scoring

Scored 20 or more points: 20, Johnny Davis vs. Saint Mary's (11/26/21)
Scored 30 or more points: 30, Johnny Davis vs. Houston (11/23/21)
Scored 40 or more points: 43, Frank Kaminsky vs. North Dakota (11/19/13)
Two or more Badgers scored 30 points, same game: Joe Franklin (31) and Chuck Nagle (30) vs. Purdue (3/2/68) — only other time this happened in school history was Jack Brens (31) and Ken Siebel (31) vs. Utah (12/28/62)
Two or more Badgers scored 20 points, same game: Brad Davison (29) and D'Mitrik Trice (21) vs. North Carolina (3/19/21)
Three or more Badgers scored 20 points, same game: Jon Leuer (24), Josh Gasser (21), Jordan Taylor (20), vs. PVAMU (11/14/10)
Scored 20 points in one half: D'Mitrik Trice (25 in 2nd) vs. Illinois (2/27/21)
Scored 20 points/two straight games: Johnny Davis (21 vs. Texas A&M, 11/22/21 and 30 vs. Houston, 11/23/21)
Scored 20 points/three straight games: Johnny Davis (21 vs. Texas A&M, 11/22/21; 30 vs. Houston, 11/23/21; 20 vs. Saint Mary's, 11/24/21) Ethan Happ (21 vs. Purdue, 2/15/18; 29 vs. Michigan, 2/11/18; 27 at Illinois, 2/8/18)
Scored 20 points/four straight games: Jordan Taylor (28 vs. Indiana, 1/20/11; 22 vs. Illinois, 1/15/11; 21 at Michigan State, 1/11/11; 20 vs. Michigan, 1/5/11)
Scored 30 points/two straight games: Michael Finley (30 at Michigan, 1/29/94; 32 vs. Michigan State, 2/2/94)
No Badger scored in double figures: vs. Marquette (12/8/12)
One Badger scored in double figures: 15, Ethan Happ at Purdue (1/16/18)
Four players scored in double figures: D'Mitrik Trice (12), Nate Reuvers (11), Johnny Davis (10), Micah Potter (10) vs. Baylor (3/21/21)
Five players scored in double figures: Brad Davison (15), Aleem Ford (11), Micah Potter (11), Nate Reuvers (11) and D'Mitrik Trice (10) at Purdue (3/2/21)
Six players scored in double figures: Reuvers (19), Davison (15), Ford (12), King (12), Trice (11) and Pritzl (10) vs. Green Bay (11/21/19)
UW Scored 70 or more points: 72, vs. Green Bay (11/12/21)
UW Scored 80 or more points: 81, vs. St. Francis Brooklyn (11/9/21)
UW Scored 90 or more points: 92, vs. Arkansas-Pine Bluff (11/27/20)
UW Scored 100 or more points: 101, vs. Savannah State (12/13/18)

Field Goal Shooting

Shot 90 percent or better (min. 10 att.): .900 (9-10), Carlton McGee vs. Michigan (2/26/92)
UW shot 50 percent or better: .508, vs. North Carolina (3/19/21)
UW shot 60 percent or better: .603, vs. Houston Baptist (11/17/18)
UW shot 70 percent or better: .744, vs. Army (12/30/79)
UW made 30 or more field goals: 31, vs. North Carolina (3/19/21)
UW made 40 or more field goals: 42, vs. Iowa (3/9/94)
UW made 50 or more field goals: Has not happened
UW attempted 60 or more field goals: 61, vs. Providence (11/15/21)
UW attempted 70 or more field goals: 70, vs. Iowa (2/18/21)
UW attempted 80 or more field goals: 83, vs. Northwestern (1/28/95)
UW attempted 100 or more field goals: 102, vs. South Dakota (12/9/72)

3-Point Field Goal Shooting

Made 5 or more 3-point field goals: Brad Davison (5-7 3FG) vs. North Carolina (3/19/21)
UW shot 40 percent or better (min. 8 att.): .455 (10-22), vs. St. Francis Brooklyn (11/9/21)
UW shot 50 percent or better (min. 8 att.): .522 (12-23) vs. Penn State (3/11/21)
UW shot 60 percent or better (min. 8 att.): .640 (16-25), vs. Louisville (12/19/20)
UW shot 70 percent or better (min. 8 att.): .727, at Indiana (2/25/10)
UW shot 80 percent or better (min. 8 att.): .889, vs. North Dakota St. (12/10/86)
UW shot 90 percent or better (min. 8 att.): .900, at Illinois (1/25/97)
UW made 10 or more 3-point field goals: 10, vs. St. Francis Brooklyn (11/9/21)
UW made 15 or more 3-point field goals: 16, vs. Louisville (12/19/20)
UW attempted 30 or more 3-point field goals: 31, vs. Illinois (2/27/21)
UW attempted 40 or more 3-point field goals: 40, vs. Temple (12/3/01)

Double-Double / Triple-Double

Had a triple-double: Ethan Happ (13 pts, 12 reb, 11 ast) vs. Northwestern (1/26/19)
Had a double-double (Pts/Reb): Micah Potter (10 pts, 10 reb) vs. Baylor (3/21/21)
Had a double-double (Pts/Ast): Ethan Happ (10 p, 11 r, 12a) vs. Coppin St. (11/6/18)
Had a double-double (Ast/Reb): Ethan Happ (10p, 11r, 12a) vs. Coppin St. (11/6/18)
Had a double-double in consecutive games: Happ & Iverson, Two Straight (3/7 - 3/10)
Two with double-double: Potter (24 p, 13 r) & Davison (11 p, 13 r) at Penn State (1/11/20)

Free Throw Shooting

Perfect at the FT line (min. 10 att.): 10-10, Brad Davison vs. Illinois (1/19/18)
UW shot 80 percent or better (min. 12 att.): .889 (16-18), vs. Saint Mary's (11/24/21)
UW shot 90 percent or better (min. 12 att.): .900 (19-21), vs. Green Bay (11/12/21)
UW shot 100 percent (min. 12 att.): 15-15, vs. Nebraska (12/22/20)
UW made 20 or more free throws: 23, at Michigan State (12/25/20)
UW made 30 or more free throws: 30, vs. Minnesota (2/13/14)
UW made 40 or more free throws: 40, vs. Minnesota (1/12/53)
UW attempted 30 or more free throws: 30, at Michigan State (12/25/20)
UW attempted 40 or more free throws: 42, at Illinois (2/3/13)
UW attempted 50 or more free throws: 50, at Indiana (2/12/62)
UW attempted 60 or more free throws: 61, at Michigan (2/21/53)

Rebounds

Had 10+ rebounds: 10, Tyler Wahl at Purdue (3/2/21)
Had 15+ rebounds: 15, Tyler Wahl vs. Green Bay (12/1/20)
Had 20+ rebounds: 25, Joe Chrmelich vs. St. Mary's (12/2/76)
Had 30+ rebounds: 30, Paul Morrow vs. Purdue (1/3/53)
Had 10+ reb. in consecutive games: Happ & Iverson, Two Straight (3/7 - 3/10)
UW had 40+ rebounds: 50, vs. Green Bay (11/12/21)
UW had 50+ rebounds: 50, vs. Green Bay (11/12/21)

Assists

Had 10 or more assists: 11, Ethan Happ vs. Northwestern (1/26/19)
Had 15 or more assists: Has not happened
UW had 20 or more assists: 22, vs. Louisville (12/19/20)
UW had 30 or more assists: 30, vs. Iowa (3/9/94)

Blocked Shots

Had 5 or more blocked shots: 9 Nate Reuvers vs. Eastern Illinois (11/8/19)
Had 10 or more blocked shots: Has not happened
UW had 10 or more blocked shots: 10 vs. Eastern Illinois (11/25/20)
UW had 15 or more blocked shots: Has not happened

Steals

Had 5 or more steals: 5, Ethan Happ vs. Maryland (2/19/17)
Had 10 or more steals: 10, Mike Kelley vs. Texas (12/7/99)
UW had 10 or more steals: 10, vs. Green Bay (11/12/21)
UW had 15 or more steals: 16, (2x) MR vs. California (12/2/12)

Turnovers

UW had 1 or fewer turnovers: 1, vs. Iowa (1/20/15)
UW had 5 or fewer turnovers: 4, vs. Baylor (3/21/21)
UW had 0 turnovers in a half: 0 in 1H, vs. Arkansas-Pine Bluff (11/27/20)
Opponent committed 15 or more turnovers: 16, vs. Saint Mary's (11/24/21)
Opponent committed 20 or more turnovers: 20, vs. Illinois (2/27/21)

Overtime

Won a game in overtime: 2OT vs. Indiana (80-73), 1/7/21
Lost a game in overtime: vs. Saint Mary's (65-63), 11/5/19
Played a 2-overtime game: win vs. Indiana (80-73), 1/7/21
Played a 3-overtime game: loss vs. Indiana (85-86), 2/16/87
Played in consecutive OT games: (3) vs. Iowa (2/6/13), vs. Mich. (2/9/13), at Minn. (2/14/13)

Miscellaneous

Hit a buzzer beater: vs. Xavier, 3/20/16 (Bronson Koenig hits 3PT in corner, UW 66-63)
Won after trailing by at least 10 pts in second half: 12 vs. NC State, 11/27/18 (down 41-29, 19:01 reamaining - won 79-75)
Won after trailing by at least 15 pts in second half: 15 vs. Ohio State, 2/12/11 (down 47-32, 13:21 remaining - won 71-67)
UW scored 10 straight points or more: 11-0 (12:19 - 7:48 1H) vs. Green Bay (11/12/21)
UW scored 15 straight points or more: 15-0 (10:04 - 5:33 1H) vs. SF Brooklyn (11/9/21)
UW held opp. scoreless 5:00 or longer: 6:27 (12:42 - 6:15 1H) vs. Green Bay (11/12/21)
UW held opp. scoreless for 8:00 or longer: 9:08 (17:52 - 8:44 1H) vs. Louisville (12/19/20)