

# WISCONSIN BASKETBALL

24 NCAA TOURNAMENT APPEARANCES ■ 4 FINAL FOURS ■ 21 BIG TEN CHAMPIONSHIPS ■ 21 CONSENSUS ALL-AMERICANS

## WISCONSIN BADGERS

RECORD: 2-1, 0-0 BIG TEN



**Rankings (AP/Coaches):** --/--  
**Head Coach:** Greg Gard  
**Record at Wisconsin:** 121-71 (7th Season)  
**Overall Record:** 121-71 (7th Season)

VS

## TEXAS A&M AGGIES

RECORD: 4-0, 0-0 SEC



**Rankings (AP/Coaches):** --/--  
**Head Coach:** Buzz Williams  
**Record at TAMU:** 27-24 (3rd Season)  
**Overall Record:** 280-179 (15th Season)

MONDAY, NOVEMBER 22 ■ 1 P.M. (CT) ■ LAS VEGAS, NEV. ■ MICHELOB ULTRA ARENA ■ ESPN2

### MAUI INVITATIONAL ON HAWAII'S 'NINTH ISLAND'

- Wisconsin will spend Thanksgiving week competing at the 2021 Maui Jim Maui Invitational, held this season in Las Vegas, Nevada. This marks the 4th time the Badgers have participated in the Maui Invitational (more pg 3).
- Wisconsin faces Texas A&M on Monday, Nov. 22 in the opening game. The Badgers will then play either Butler or Houston in round two.



Starting the first two games of his career, Johnny Davis is averaging 15.0 points, 4.0 rebounds and 3.5 assists per game (with 0 turnovers) so far this season for Wisconsin.

### FAST BREAK FACTS

- Wisconsin travels to Las Vegas looking to bounce back from a rare home loss to Providence. Playing without leading scorer Johnny Davis, the Badgers held the Friars to 63 points on 66 possessions, but couldn't quite overcome 32.8% FG shooting.
- The Badgers have played in a non-conference November tournament in 14 of the last 16 years, going 23-12 (.657) in those games. (page 3)
  - Wisconsin claimed runner-up honors in its last trip to the Maui Invitational in 2016.
- Through 3 games, UW is shooting 80.4% at the free throw line and has made more FTs (45) than its opponents have attempted (38). Wisconsin is also out-rebounding foes 44.3 to 35.3, while averaging just 8.7 turnovers/game.
- UW ranks 14th in defensive efficiency according to KenPom.com, limiting foes to 51.7 ppg and just 35.1% shooting (27.1% 3FG). (page 3)
- In his 7th season as head coach, **Greg Gard** has guided the Badgers to a 121-71 (.630) record -- 74-21 (.779) at the Kohl Center. (page 2)
  - Gard has led Wisconsin to appearances in 4 of the last 5 NCAA tournaments.
- Sophomore **Johnny Davis** is poised for a breakout season for UW and off to a solid start, averaging 15.0 points per game. He also leads the team with 7 assists and zero turnovers.
- Wisconsin returns 2 starters from last year in 5th-yr senior Brad Davison + junior Tyler Wahl.
- Wisconsin's top returning scorer, **Brad Davison** is pacing the Badgers through 3 games this year averaging 16.0 ppg (shooting 45.5% FG).
- Davison has played in all 131 games he's been eligible (127 straight), ranking 3rd all-time at Wisconsin in games started (127), 6th in minutes played (4,098), 16th in scoring (1,411), 4th in 3FGs (228), 10th in steals (138) and 5th in FT% (.831). (page 5)
- Having played 65 career games (24 starts), **Tyler Wahl** is coming off a career-high game scoring 16 pts vs. Providence (11/15).
- This season's Wisconsin roster features 12 underclassmen, including 5 true freshmen.
  - Wisconsin is tied with Nebraska (2 So., 10 Fr.) for the most underclassmen in the Big Ten.
  - With 12 underclassmen (7 soph. and 5 fresh.), it marks UW's largest group of underclassmen in at least 20 years (going back to 2001-02).
  - The average age of UW's starting lineup this season is 19.8 years old. In comparison, last year's lineup had an average age 22.6 yrs old.
- Freshman PG **Chucky Hepburn** became the first true freshman to start a season opener for Wisconsin since Devin Harris in 2001-02. He also became just the 5th UW freshman to score double digits (13 pts) in a season opener since 2000. On the season, Hepburn ranks 5th on the team averaging 7.0 points per contest.
- Wisconsin is 1 of just 5 teams in the country that has played in 21 of the last 22 NCAA tournaments, joined by Gonzaga (22), Kansas (22), Michigan State (22) and Duke (21).

### WISCONSIN'S POTENTIAL STARTERS

No.	Name	Pts.	Reb.	Ast.	Of Note
1	JOHNNY DAVIS	15.0	4.0	3.5	Missed UW's third game; 7 assists, 0 turnovers on the year
5	TYLER WAHL	7.7	4.7	1.0	Career-high 16 points vs. Providence; 65 career GP (24 starts)
21	STEVEN CROWL	11.0	6.3	0.7	Career-high 18 points, 7 rebounds vs. Green Bay
23	CHUCKY HEPBURN	7.0	2.0	1.3	First true freshman to start season opener since 2001
34	BRAD DAVISON	16.0	5.3	1.3	25 points vs. Providence; 131 career GP (127 starts)

### 2021-22 SCHEDULE

Nov. 9	ST. FRANCIS (NY)	W, 81-58
Nov. 12	GREEN BAY	W, 72-34
Nov. 15	PROVIDENCE*	L, 58-63

#### MAUI INVITATIONAL - Las Vegas, Nevada

Nov. 22	vs. Texas A&M	1 PM
Nov. 23	vs. Butler/Houston [15]	TBA
Nov. 24	TBD	TBA

Dec. 1	at Georgia Tech^	8:15 PM
Dec. 4	MARQUETTE	11:30 AM
Dec. 8	INDIANA	6 PM
Dec. 11	at Ohio State [19]	11 AM
Dec. 15	NICHOLLS STATE	7 PM
Dec. 23	MORGAN STATE	6 PM
Dec. 29	ILLINOIS STATE	7 PM

Jan. 3	at Purdue [6]	6 PM
Jan. 6	IOWA	8 PM
Jan. 9	at Maryland [20]	TBA
Jan. 13	OHIO STATE [19]	6 PM
Jan. 18	at Northwestern	8 PM
Jan. 21	MICHIGAN STATE	8 PM
Jan. 25	at Nebraska	8 PM
Jan. 30	MINNESOTA	NOON

Feb. 2	at Illinois [10]	8 PM
Feb. 5	PENN STATE	5 PM
Feb. 8	at Michigan State	6 PM
Feb. 12	RUTGERS	1 PM
Feb. 15	at Indiana	8 PM
Feb. 20	MICHIGAN [4]	NOON
Feb. 23	at Minnesota	8 PM
Feb. 26	at Rutgers	5 PM

March 1	PURDUE [6]	8 PM
March 6	NEBRASKA	1 PM

#### BIG TEN TOURNAMENT - Indianapolis, Ind.

Mar. 9-13 at Gainbridge Fieldhouse

#### NCAA TOURNAMENT

Mar. 15-16	First Four
Mar. 17-20	Rounds 1-2
Mar. 24-27	Sweet 16 / Elite 8
April 2-4	Final Four / Championship New Orleans

All times listed Central Standard Time

[ ] AP Top 25 Team Ranking

\* Gavitt Tipoff Games

^ Big Ten/ACC Challenge

Home games in **BOLD CAPS**

### FOLLOW THE #BADGERS

#### TV: ESPN

App: ESPN | Online: [espn.com/watch/](https://www.espn.com/watch/)

■ Play-by-Play:	Dan Shulman
■ Analyst:	Jay Bilas

#### RADIO: BADGER SPORTS NETWORK

App: iHeartRadio | Satellite: SiriusXM 195

■ Play-by-Play:	Matt Lepay
■ Analyst:	Mike Lucas

#### SOCIAL MEDIA: #ONWISCONSIN

■ Twitter:	@BadgerMBB
■ Instagram:	badgermbb
■ Facebook:	/WisconsinMensBasketball
■ YouTube:	/WisconsinBadgers

**BASKETBALL COMMUNICATIONS****GENERAL INFORMATION**

- Address: 1440 Monroe Street, Madison, WI 53711
- Website: UWBadgers.com
- Press Box Phone: (608) 262-7766

**BRANDON HARRISON****PRIMARY CONTACT**

- Phone: (608) 279-8653
- Email: bah@athletics.wisc.edu
- Twitter: @BrandonHarrison

**PATRICK HERB****DIRECTOR OF BRAND STRATEGY**

- Phone: (608) 957-2085
- Email: pah@athletics.wisc.edu
- Twitter: @PatrickHerb

**MEDIA RESOURCES****CREDENTIAL APPLICATIONS**

- www.sportssystem.com/Wisconsin

**BIG TEN MEDIA EMAIL LIST**

- office.bigten.org/media

**WISCONSIN BASKETBALL RECORD BOOK**

- go.wisc.edu/MBBRecordBook

**WIRELESS INTERNET ACCESS (KOHL CENTER)**

- BadgerWiFi (connect and register with email address)

**LIVE STATS - STATBROADCAST (KOHL CENTER)**

- Wisconsin.StatBroadcast.com (password: buckybadger)

**OFFICIAL SOCIAL MEDIA CHANNELS**

- Twitter: @BadgerMBB
- Instagram: @badgermbb
- Facebook: /WisconsinMensBasketball
- YouTube: /WisconsinBadgers

**RADIO**

Radio Station: WIBA (1310 AM)

**Play-by-Play Announcer: Matt Lepay**

Address: P.O. Box 99  
Madison, WI 53701  
Phone: 608-274-5450

**Color Analyst: Mike Lucas**

Address: 1440 Monroe St.  
Madison, WI 53711  
Phone: 608-252-6474

**Credentials:** 2021-22 men's basketball credentials must be requested online: [www.sportssystem.com/Wisconsin](http://www.sportssystem.com/Wisconsin)

Contact Brandon Harrison with questions (608-279-8653). Approved credentials will be either mailed or made available at the Brand Communications Office or with the parking attendant (white vehicle) at the entrance to Lot 46 on Frances Street, one block north of the Kohl Center



**0 JAHCOBI NEATH**  
G, Jr., 6-4, 196  
Toronto, Ontario



**1 JOHNNY DAVIS**  
G, So., 6-5, 194  
La Crosse, Wis.




**2 JORDAN DAVIS**  
G, So., 6-4, 198  
La Crosse, Wis.



**4 CARTER HIGGINBOTTOM**  
G, Jr., 6-0, 193  
Chicago, Ill.




**5 TYLER WAHL**  
F, Jr., 6-9, 221  
Lakeville, Minn.



**10 ISAAC LINDSEY**  
G, So., 6-4, 184  
Mineral Point, Wis.



**11 LORNE BOWMAN**  
G, Fr., 6-2, 210  
Detroit, Mich.



**13 JUSTIN TAPHORN**  
G, So., 6-5, 208  
Pekin, Ill.




**14 CARTER GILMORE**  
F, So., 6-7, 224  
Hartland, Wis.



**20 BEN CARLSON**  
F, So., 6-9, 226  
Woodbury, Minn.




**21 CHRIS HODGES**  
F, Fr., 6-9, 239  
Schaumburg, Ill.



**22 STEVEN CROWL**  
F, So., 7-0, 234  
Eagan, Minn.




**23 CHUCKY HEPBURN**  
G, Fr., 6-2, 211  
Omaha, Neb.



**32 MATTHEW MORS**  
F, Fr., 6-7, 241  
Yankton, S.D.



**33 CHRIS VOGT**  
C, Sr., 7-0, 257  
Mayfield, Ky.



**34 BRAD DAVISON**  
G, Sr., 6-4, 200  
Maple Grove, Minn.



**35 MARKUS ILVER**  
F, Fr., 6-8, 219  
Tallinn, Estonia



**GREG GARD**  
Head Coach  
7th season at UW



**JOE KRABBHOF**  
Assistant Coach  
6th season at UW



**DEAN OLIVER**  
Assistant Coach  
5th season at UW



**SHARIF CHAMBLISS**  
Assistant Coach  
1st season at UW



**MARC VANDEWETTERING**  
Dir. Basketball Operations  
9th season at UW



**KYLE BLACKBURN**  
Dir. Recruiting & Scouting  
6th season at UW



**JIM SNIDER**  
Strength & Conditioning  
11th season at UW



**AJ VAN HANDEL**  
Video Coordinator  
11th season at UW

WISCONSIN BADGERS	POS	HT	WT	YR/ELIG	HOMETOWN (HS/LAST SCHOOL)	PRONUNCIATION
0 Jahcobi Neath	G	6-4	196	Jr./Jr.	Toronto, Ontario (Wake Forest)	Juh-KOBE KNEE-th
1 Johnny Davis	G	6-5	194	So./So.	La Crosse, Wis. (Central)	
2 Jordan Davis	G	6-4	198	So./So.	La Crosse, Wis. (Central)	
4 Carter Higginbottom	G	6-0	193	Sr./Jr.	Chicago, Ill. (St. Ignatius)	
5 Tyler Wahl	F	6-9	221	Jr./Jr.	Lakeville, Minn. (North)	WALL
10 Isaac Lindsey	G	6-4	184	So./So.	Mineral Point, Wis. (Mineral Point)	LIN-zee
11 Lorne Bowman II	G	6-2	210	So./Fr.	Detroit, Mich. (St. Mary's)	BOW-men
13 Justin Taphorn	G	6-5	208	So./So.	Pekin, Ill. (Pekin)	
14 Carter Gilmore	F	6-7	224	So./So.	Hartland, Wis. (Arrowhead)	
20 Ben Carlson	F	6-9	226	So./So.	Woodbury, Minn. (East Ridge)	
21 Chris Hodges	F	6-9	239	Fr./Fr.	Schaumburg, Ill. (Schaumburg)	
22 Steven Crowl	F	7-0	234	So./So.	Eagan, Minn. (Eastview)	(rhymes with growl)
23 Chucky Hepburn	G	6-2	211	Fr./Fr.	Omaha, Neb. (Bellevue West)	
32 Matthew Mors	F	6-7	241	Fr./Fr.	Yankton, S.D. (Yankton)	MORE-s
33 Chris Vogt	C	7-0	257	Gr./5th	Mayfield, Ky. (Cincinnati)	VOTE
34 Brad Davison	G	6-4	200	Gr./5th	Maple Grove, Minn. (Maple Grove)	DAVIS-on
35 Markus Ilver	F	6-8	219	Fr./Fr.	Tallinn, Estonia (Western Reserve Acad.)	ILL-ver

## CHARTING THE BADGERS

## CAREER GAMES PLAYED

	Games	Starts	Cons. Starts
Brad Davison	131	127	127
Tyler Wahl	65	24	21
Johnny Davis	33	2	2
Carter Higginbottom	19	0	0
Jordan Davis	16	0	0
Steven Crowl	15	3	3
Carter Gilmore	12	0	0
Ben Carlson	10	1	1
Justin Taphorn	8	0	0
Chucky Hepburn	3	3	3
Lorne Bowman	3	0	0
Markus Ilver	3	0	0
Isaac Lindsey	2	0	0
Chris Vogt	3	0	0
Jahcobi Neath	1	0	0

## DOUBLE-DIGIT POINTS

	Career	'21-22	Cons.
Brad Davison	70 (49-21)	2 (1-1)	2
Johnny Davis	11 (7-4)	2 (2-0)	3
Tyler Wahl	6 (4-2)	1 (0-1)	1
Steven Crowl	2 (2-0)	2 (2-0)	0
Ben Carlson	1 (1-0)	0 (0-0)	0
Chucky Hepburn	1 (1-0)	1 (1-0)	0

## 20-POINT SCORING GAMES

	Career	'21-22	Cons.
Brad Davison	11 (7-4)	1 (0-1)	1

## 30-POINT SCORING GAMES

	Career	'21-22	Cons.
Brad Davison	2 (1-1)	0	0

## DOUBLE-DIGIT REBOUNDS

	Career	'21-22	Cons.
Tyler Wahl	3 (1-2)	0	0
Brad Davison	1 (1-0)	0	0

## DOUBLE-DIGIT ASSISTS

	Career	'21-22	Cons.
None Active	--	--	--

## DOUBLE-DOUBLES

	Career	'21-22	Cons.
Tyler Wahl	2 (1-1)	2 (1-1)	0

## VIVA, LAS VEGAS!

As the Badgers heads to Las Vegas, they will do so as no strangers to Sin City. Wisconsin has played 5 games in Las Vegas, going 1-4 in those previous contests.

- **2012 | Las Vegas Invitational | Orleans Arena**  
UW lost to Creighton, 84-74  
UW defeated Arkansas, 77-70
- **2010 | at UNLV | Thomas & Mack Center**  
UW lost UNLV, 68-65
- **2001 | at UNLV | Thomas & Mack Center**  
UW lost to UNLV, 74-69  
(Bo Ryan's first game as UW's head coach)
- **1987 | Rebel Classic | Thomas & Mack Center**  
UW lost to UNLV 102-65  
UW defeated Northern Iowa, 64-56

## UW IN NOVEMBER TOURNAMENTS

Wisconsin has played in a non-conference November tournament in 14 of the last 16 years.

- UW owns a combined record of 23-12 (.657) in November tournaments since 2005.
- Wisconsin has won the 2005 Paradise Jam, the 2011 Chicago Invitational, the 2013 Cancun Challenge and the 2014 Battle 4 Atlantis. The Badgers have recently finished as the runner-up in the 2016 Maui Invitational and the 2018 Battle 4 Atlantis.

## Wisconsin in Nov. Tournaments - Since 2005

Year	Tournament	Location	Record (Finish)
2005	Paradise Jam	US V.I.	3-0 (1st)
2006	South Padre Invit.	Texas	1-1 (3rd)
2008	Paradise Jam	US V.I.	2-1 (2nd)
2009	Maui Invitational	Hawaii	2-1 (3rd)
2010	Old Spice Classic	Orlando	2-1 (2nd)
2011	Chicago Invit.	Illinois	2-0 (1st)
2012	Las Vegas Invit.	Las Vegas	1-1 (3rd)
2013	Cancun Challenge	Mexico	2-0 (1st)
2014	Battle 4 Atlantis	Bahamas	3-0 (1st)
2015	2K Classic	NYC	1-1 (3rd)
2016	Maui Invitational	Hawaii	2-1 (2nd)
2017	Hall of Fame	Kansas City	0-2 (4th)
2018	Battle 4 Atlantis	Kansas City	2-1 (2nd)
2019	Legends Classic	Brooklyn	0-2 (4th)

## LAST TIME OUT

## WISCONSIN 63, PROVIDENCE 58

Nov. 15 | Kohl Center | Madison, Wis.

- Trailing by 11 at the half, Wisconsin pulled within 3 late, but couldn't overcome cold outside shooting in a 63-58 loss.
- UW turned it over just 7 times and held Providence to 63 points on 66 possessions and 40.7% shooting. However, the Badgers only shot 5-for-27 (18.5%) from 3-point range and 32.8% overall themselves.
- The Friars also boasted a 19-6 edge in 2nd-chance points.
- Senior G **Brad Davison** poured in a game-high 25 points (8-10 FTs), adding 7 boards and 3 steals.
- Junior F **Tyler Wahl** scored a career-high 16 points on 7-for-12 shooting with 5 rebounds and 2 blocked shots.
- UW's leading scorer, sophomore G **Johnny Davis** (15.0 ppg) missed the game with a lower body injury.

## GARD AMONG THE BEST

In his 7th season as head coach, **Greg Gard** has put together one of the most successful careers in Wisconsin history and is quickly placing himself among the greatest Big Ten coaches of the last 40 years.

- Gard has guided the Badgers to a record of 121-71 (.630), owning the 5th-best win total and 3rd-highest win percentage in UW annals.

## Best Win Pct, Wisconsin Coaches (min. 50 wins)

Coch (School, Years)	Record	Pct.
1. Bo Ryan (2002-15)	364-130	.737
2. Walter Meanwell (1912-17, '21-34)	246-99	.712
3. <b>Greg Gard (2016-present)</b>	<b>121-71</b>	<b>.630</b>
4. Dick Bennett (1996-2000)	94-68	.580
5. Bud Foster (1935-59)	265-267	.498

- Gard became the 2nd-fastest (157 games) Wisconsin coach to 100 wins in the NCAA tournament era. Only Bo Ryan reached 100 faster (138 games).
- With a conference record of 69-45, Gard's .605 conference win percentage ranks 8th among Big Ten coaches of the last 40 years (since 1980).

## Best Win Pct, B1G Coaches w/ 50+ Wins (since 1980)

Coch (School, Years)	Record	Pct.
1. Bo Ryan, WIS (2002-15)	172-68	.717
2. Bob Knight, IND (1972-2000)	353-151	.700
3. Tom Izzo, MSU (1995-)	311-143	.685
4. Thad Matta, OSU (2005-17)	150-78	.658
5. Mark Turgeon, MD (2015-)	90-50	.643
6. Matt Painter, PUR (2005-)	180-109	.623
7. Gene Keady, PUR (1981-05)	265-169	.611
8. <b>Greg Gard, WIS (2016-)</b>	<b>69-45</b>	<b>.605</b>

(thru 2020-21 season)

- Among Wisconsin coaches, Gard ranks 4th in Big Ten wins (69) and 3rd in Big Ten win pct., trailing only Hall of Famers Bo Ryan (.717) Walter Meanwell (.660).

## NEW FACES, NEW PLACES

Wisconsin has plenty of new faces, plus familiar ones in new places, that are making their mark:

- UW's roster features 12 underclassmen, tied with Nebraska for most in the Big Ten. It marks UW's largest group of underclassmen in at least 20 years (going back to 2001-02).
- Freshman G **Chucky Hepburn** became the first true freshman to start in a season opener for Wisconsin since Devin Harris in 2001-02.
  - He also became just the 5th UW freshman to score in double figures (13 points) in the season opener since 2000.
- Four different Badgers have made their first career start this season: **Chucky Hepburn, Ben Carlson, Steven Crowl** and **Johnny Davis**.
- In total, six Badgers made their UW debuts in UW's opener (11/9): **Lorne Bowman II, Chucky Hepburn, Markus Ilver, Isaac Lindsey, Jahcobi Neath** and **Chris Vogt**.
- Sophomore G **Johnny Davis** made his first 2 career starts this season and is averaging 15.0 ppg, 4.0 rpg, 3.5 apg with 0 turnovers.
- Sophomore F **Steven Crowl** is averaging 11.0 points and 6.3 rebounds per game this season.



## SITUATIONAL RECORDS

	2021-22	Under Gard
Ahead at the half	2-0	98-14
Behind at the half	0-1	19-52
Tied at the half	0-0	3-5
FG% of .450 or more	0-0	67-12
FG% less than .450	2-1	53-59
Better FG% than opp.	2-0	101-13
Worse FG% than opp.	0-1	20-56
Same FG% as opp.	0-0	0-2
Opp. FG% less than 45%	2-1	96-27
3FG% of 40% or more	1-0	58-8
3FG% less than 40%	0-2	61-63
Try more than 20 3FGs	2-1	67-42
Try 20 or fewer 3FGs	0-0	53-28
Make at least 70% FT	2-1	74-30
Try at least 20 FTs	1-0	52-14
Try fewer than 20 FTs	1-1	66-56
Out-rebound opponent	2-0	75-20
Tied or out-rebounded	0-1	45-51
Same or fewer TOs than opp.	2-1	90-41
More TOs than opp.	0-0	30-30
Commit fewer than 12 TOs	1-1	89-42
Commit 12 or more TOs	1-0	31-28
Score fewer than 50 pts.	0-0	1-2
Score 50-59 points	0-1	6-31
Score 60-69 points	0-0	38-25
Score 70-79 points	1-0	42-10
Score 80-89 points	1-0	26-3
Score 90 or more pts.	0-0	7-0
Allow fewer than 50 pts.	1-0	20-1
Allow 50-59 pts.	1-0	39-6
Allow 60-69 pts.	0-1	45-26
Allow 70-79 pts.	0-0	14-26
Allow 80-89 pts.	0-0	2-11
Allow 90 or more pts.	0-0	0-1
Overtime	0-0	7-5
vs. AP Top 25 opponents	0-0	21-35
vs. AP Top 25 opp. at home	0-0	11-9
Home games	2-1	74-21
Road games	0-0	32-34
Neutral site games	0-0	15-16
Day games	0-0	39-23
Night games	2-1	81-48

## GAMES DECIDED BY

3 points or less	0-0	13-10
4-5 points	0-1	15-16
6-10 points	0-0	26-19
11-19 points	0-0	35-21
20 or more points	2-0	32-3

## TELEVISED GAMES

CBS	0-0	10-10
CBS Sports Network	0-0	0-1
FOX	0-0	2-5
FS1	0-1	11-12
ESPN	0-0	13-12
ESPN2	0-0	10-11
ESPNU	0-0	1-2
ESPN+	0-0	3-1
Big Ten Network	0-0	61-14
Big Ten Plus	2-0	4-0
TBS	0-0	0-3
TNT	0-0	2-0

## SERIES VS. TEXAS A&amp;M

Wisconsin and Texas A&M meet for just the 2nd time in series history. The only other meeting came back in 1984, when the Badgers earned a 71-69 win over the Aggies in Madison.

- Texas A&M head coach Buzz Williams is no stranger to Wisconsin, as he formerly coached UW's in-state rival Marquette (2008-14).

- Wisconsin is 4-3 all-time vs. Buzz Williams-coached teams (3-3 Marquette, 1-0 Va. Tech).

- Greg Gard is 1-0 as a head coach against Buzz Williams, claiming an 84-74 win vs. William and Va. Tech in the 2017 NCAA Tournament.

## "HERE'S JOHNNY!"

Wisconsin's lead reserve last season, sophomore **Johnny Davis** is poised to step into a larger role and become a go-to guy for UW this season.

- Starting the first two games of his career, Davis is averaging 15.0 points, 4.0 rebounds and 3.5 assists per game (with 0 turnovers) so far this season for Wisconsin.

- Davis was inactive for Wisconsin's game vs. Providence (11/15) with a lower-body injury.

- An athletic guard with slashing ability, Davis is averaging a team-high 5 drawn fouls per game for the Badgers. He's 6-for-8 at the FT line.

- As a true freshman last season, Davis ranked 5th on the team in minutes played (24.0 mpg).

- In fact, going back to the 2012-13 season, only current teammate Brad Davis and All-American Ethan Happ averaged more minutes per game in their first season at Wisconsin:

## Notable First-Year Badger Seasons (since 2012-13)

Player (Season)	Minutes	Scoring
Brad Davison (2017-18)	31.2 mpg	12.1 ppg
Ethan Happ (2015-16)	28.1 mpg	12.4 ppg
<b>Johnny Davis (2020-21)</b>	<b>24.4 mpg</b>	<b>7.0 ppg</b>
Sam Dekker (2012-13)	22.3 mpg	9.6 ppg
Nigel Hayes (2013-14)	17.4 mpg	7.7 ppg

## DE-FENSE! DE-FENSE!

Wisconsin has stifled its first 3 opponents, holding the opposition to an average of 51.7 points per game, 35.1 FG% and 27.1% 3FG.

- The Badgers lead the Big Ten and rank 11th in the NCAA in scoring defense, allowing opponents just 51.7 ppg.

- UW has led the B1G in scoring defense 4 of 6 seasons under Greg Gard (2 straight seasons).

- UW ranks 14th in the nation in Ken Pomeroy's Adjusted Defensive Efficiency (15th last year), allowing 88.6 points per 100 possessions.

- In a 72-34 win over Green Bay (11/12), the Badgers surrendered the fewest points of the Greg Gard era and fewest overall since a 62-31 win vs Northern Kentucky (11/14/14).

- Wisconsin limited Green Bay to 23.5% FG, the lowest opponent FG% since UW held Virginia to 23.4% FG back on Dec. 4, 2013.

- GB's 23.5% FG marked the 4th-lowest mark ever by a UW opponent in the Kohl Center.

- Providence averaged 89.0 ppg through its first 3 contests, but was held to 63 pts by UW.

## CHARTING THE BADGERS

## LED UW IN SCORING

	2020-21	Career
Brad Davison	1 (0-1)	26 (19-7)
Johnny Davis	1 (1-0)	3 (3-0)
Steven Crowl	1 (1-0)	1 (1-0)
Tyler Wahl	0 (0-0)	1 (1-0)

## LED UW IN REBOUNDING

	2020-21	Career
Brad Davison	1 (0-1)	9 (4-5)
Tyler Wahl	0 (0-0)	9 (4-5)
Johnn Davis	0 (0-0)	6 (4-2)
Ben Carlson	1 (1-0)	1 (1-0)
Steven Crowl	1 (1-0)	1 (1-0)
Chris Vogt	1 (1-0)	1 (1-0)

## LED UW IN ASSISTS

	2020-21	Career
Brad Davison	1 (1-0)	30 (14-16)
Johnny Davis	2 (2-0)	5 (4-1)
Tyler Wahl	1 (1-0)	5 (4-1)
Steven Crowl	1 (0-1)	1 (0-1)
Chucky Hepburn	1 (0-1)	1 (0-1)

## LED UW IN MINUTES

	2020-21	Career
Brad Davison	1 (0-1)	41 (29-12)
Johnny Davis	1 (1-0)	1 (1-0)
Chucky Hepburn	1 (1-0)	1 (1-0)
Tyler Wahl	1 (0-1)	1 (0-1)

Record in those contests in parentheses

## 2021-22 LINEUP RECORD

Hepburn, Davison, Davis, Wahl, Crowl	2-0
Hepburn, Davison, Wahl, Carlson, Crowl	0-1

## ACTIVE WIN/LOSS STREAKS

Overall	Lost 1
Vs. Unranked teams (AP)	Lost 1
Vs. Ranked teams (AP)	Lost 10
At Home	Lost 1
At Home vs. Big Ten	Lost 3
At Home vs. ranked Big Ten	Lost 4
At Home vs. unranked Big Ten	Won 5
At Home vs. non-conference	Lost 1
At Home vs. ranked opp.	Lost 2
On Road	Lost 2
On Road vs. Big Ten	Lost 2
On Road vs. ranked opp.	Lost 4
On Road vs. unranked opp.	Won 2
Neutral	Lost 1
Neutral vs. ranked opp.	Lost 9
Neutral vs. unranked opp.	Won 2

## 2021-22 BIG TEN STANDINGS

Team	Conf.	Overall
Indiana (RV)	0-0	3-0
Iowa (RV)	0-0	3-0
Minnesota	0-0	3-0
Northwestern	0-0	3-0
Ohio State (#19)	0-0	3-0
Purdue (#6)	0-0	3-0
Rutgers	0-0	3-0
Maryland (#20)	0-0	3-1
Illinois (#10)	0-0	2-1
Michigan (#4)	0-0	2-1
Michigan State (RV)	0-0	2-1
<b>Wisconsin</b>	<b>0-0</b>	<b>2-1</b>
Penn State	0-0	1-1
Nebraska	0-0	1-2

RECORDS THRU NOV. 17, 2021

## AP TOP 25 (WEEK 2 - 11/15/21)

Team	Record	Points
1 Gonzaga (55)	2-0	1517
2 UCLA (6)	2-0	1450
3 Kansas	2-0	1400
4 Michigan	2-0	1252
5 Villanova	1-1	1232
6 Purdue	2-0	1223
7 Duke	3-0	1143
8 Texas	1-1	1058
9 Baylor	1-0	1010
10 Illinois	2-0	920
11 Memphis	2-0	886
12 Oregon	2-0	802
13 Kentucky	1-1	773
14 Alabam	2-0	743
15 Houston	2-0	655
16 Arkansas	2-0	646
17 Tennessee	2-0	575
18 North Carolina	2-0	506
19 Ohio State	2-0	438
20 Maryland	3-0	306
21 Auburn	2-1	286
22 St. Bonaventure	2-0	280
23 UConn	2-0	236
24 Florida	2-0	141
25 USC	2-0	63

**Others receiving votes:** Virginia Tech 50, Indiana 35, Texas Tech 27, BYU 26, Michigan State 18, Florida State 15, Colorado State 15, Arizona 15, Iowa 13, Xavier 12, Syracuse 12, Oklahoma State 10, Seton Hall 7, Rutgers 7, Mississippi State 6, St. John's 4, Drake 3, LSU 3, Virginia 2, Furman 2, Loyola Chicago 1, Ohio 1

**Dropped from rankings:** Florida State 20, Virginia 25

## WHAT'S TRENDING THIS SEASON

Wisconsin's 2-1 start is already revealing a handful of familiar trends. Consider...

- **Defense:** Wisconsin leads the Big Ten and ranks 11th in the NCAA in scoring defense. Under Gard, UW has led the B1G in scoring defense 4 of the last 6 years.
- **Free Throw Shooting:** UW ranks 2nd in the Big Ten shooting 80.4% (45-56) at the foul line. The Badgers have *made* more FTs (45) than their opponents have *attempted* (38).
- **Turnovers:** The Badgers are averaging just 9.5 turnovers per game, which ranks 3rd best in the Big Ten and 12th overall in the NCAA.
- **Rebounding:** UW ranks 5th in the Big Ten averaging 44.3 rebounds per game; also 3rd in offensive rebounding (14.7 off reb/game).

## WISCONSIN'S IRONMAN DAVISON

Senior **Brad Davison** has been an ironman during his Wisconsin career, appearing in all 131 games he has been eligible (127 straight).

- Davison's durability included a reoccurring shoulder injury as a freshman in 2018-19 when he dislocated his shoulder during a game against Baylor on Nov. 20, 2018. He was back in the lineup the next night against UCLA, the first of 29 consecutive starts to end the year despite the fact he re-injured his shoulder on 5 other occasions during that season.

During one game vs. Michigan State on Feb. 25, 2018, Davison separated his shoulder during the second half and returned to score 10 of his career-high 30 points after the injury.

- UW's returning leading scorer, Davison leads the Badgers this season averaging 16.0 ppg, shooting 45.5% FG (80% FT, 12-15).
- Scoring a career-high 25 pts last time out vs. Providence (11/15), Davison climbed up to 16th on Wisconsin's all-time scoring list:

## CAREER POINTS

12.	1,458	Frank Kaminsky	2012-15
13.	1,454	Kirk Penney	2000-03
14.	1,430	D'Mitrik Trice	2016-21
15.	1,425	Devin Harris	2002-04
16.	<b>1,411</b>	<b>Brad Davison</b>	<b>2017-present</b>
17.	1,408	Clarence Sherrod	1969-71
18.	1,405	Cory Blackwell	1982-84
19.	1,376	Jon Leuer	2008-11
20.	1,363	Sam Dekker	2013-15

- Davison also ranks in UW's career annals for:
  - **3rd** - Games Started (127)
  - **4th** - 3-Pt Field Goals (228)
  - **4th** - 3-Pt Field Goal Att. (630)
  - **5th** - Free Throw % (.831, 309-372)
  - **6th** - Minutes Played (4,098)
  - **10th** - Steals (138)
- Wisconsin is 19-7 (.731) when Davison has led the team in scoring during his career. UW is 49-21 when Davison scores in double figures.
- In the first round of the NCAA tournament last season, Davison scored a season-high 29 pts to lead UW to an 85-62 win over North Carolina.
- Davison has scored 20+ points on 11 different occasions, including 30-point games vs. Michigan St. (2/25/18) & Nebraska (1/21/20).

## QUICK FACTS

University of Wisconsin  
Madison, WI 53711



Founded	1848
Enrollment	47,537
Nickname	Badgers
School Colors	Cardinal and White
Affiliation	NCAA Division I
Conference	Big Ten
Chancellor	Rebecca Blank
Director of Athletics	Chris McIntosh
Website	UWBadgers.com
Twitter	@BadgerMBB
Instagram	BadgerMBB
Facebook	/WisconsinMensBasketball

## HEAD COACH - GREG GARD

Seasons	7th at Wisconsin / 7th overall
Overall Record	121-71 (.630)
Record at Wisconsin	121-71 (.630)
Big Ten Record	69-45 (.605)
NCAA Tourn. Record	5-4 (.556) / 4 Appearances

## KOHL CENTER

Opened	Jan. 17, 1998
Capacity	17,287
Student Section	AreaRED
Record at Kohl Center	323-54 (.857)
Gard record at Kohl Center	74-21 (.779)

## ALL-TIME RECORD

121st season of Wisconsin Basketball
Years: 1898 to present
Overall Record: 1,656-1,233 (.573)
NCAA Tournament Record: 39-24 (.619)
Big Ten Tournament Record: 26-20 (.565)

## BIG TEN CHAMPIONSHIPS (19)

**Titles:** 1907, 1908, 1912, 1913, 1914, 1916, 1918, 1921, 1923, 1924, 1929, 1935, 1941, 1947, 2002, 2003, 2008, 2015, 2020

## BIG TEN TOURNAMENT TITLES (3)

**Titles:** 2004, 2008, 2015

## NCAA TOURNAMENT HISTORY

**Appearances (24):** 1941, 1947, 1994, 1997, 1999

2000, 2001, 2002, 2003, 2004, 2005, 2006, 2007, 2008, 2009, 2010, 2011, 2012, 2013, 2014, 2015, 2016, 2017, 2019, 2021

**National Championship:** 1941

**Final Four (4):** 1941, 2000, 2014, 2015

**Elite Eight (6):** 1941, 1947, 2000, 2005, 2014, 2015

**Sweet 16 (11):** 1941, 2000, 2003, 2005, 2008

2011, 2012, 2014, 2015, 2016, 2017

## WISCONSIN vs. THE MAUI INVITATIONAL FIELD



### TEXAS A&M AGGIES

**All-Time Series:** UW, 1-0

**Last Meeting:** Wisconsin 71, Texas A&M 69 (Dec. 28, 1984 – Albuquerque, N.M.)

The Badgers and Aggies have met just once with Wisconsin edging out a 71-69 win in the Lobo Invitational in Albuquerque, New Mexico in 1984. The Badgers are 4-3 all-time against Texas A&M head coach Buzz Williams, splitting 6 meetings when Williams was with Marquette (2009-14) and knocking off Williams' Virginia Tech team, 84-74, in the 2017 NCAA Tournament in Buffalo, N.Y.



### HOUSTON COUGARS

**All-Time Series:** Tied, 1-1

**Last Meeting:** Houston 82, Wisconsin 57 (Dec. 11, 1965 – Houston, Texas)

Wisconsin and Houston have met twice, playing a home and home series in 1964 and 1965 with each team winning on its home floor. The Badgers claimed a 76-65 win in Madison before the Cougars answered with a 82-57 win in Houston. UW when 2-1 against Kelvin Sampson-led Indiana in 2007 and 2008.



### BUTLER BULLDOGS

**All-Time Series:** UW leads, 17-14

**Last Meeting:** Butler 61, Wisconsin 54 (March 24, 2011 – New Orleans, La.)

UW and Butler have met 31 times in a series dating back to 1921, but just twice since 1990. In the most recent meeting, the Bulldogs pulled out a 61-54 win in the 2011 Sweet 16 in New Orleans, La. Butler head coach Lavall Jordan was a player for the Bulldogs when the teams met in 2001. Jordan had 7 points and 5 rebounds in Butler's 58-44 win in Madison.



### NOTRE DAME FIGHTING IRISH

**All-Time Series:** UND leads, 19-10

**Last Meeting:** Notre Dame 61, Wisconsin 56 (March 25, 2016 – Philadelphia, Pa.)

In a series that began in 1927, the Badgers and Irish have met 19 times, with 17 of the match-ups coming before 1969. Notre Dame has taken the two most recent meetings, posting a 58-51 win in the championship game of the 2010 Old Spice Classic in Orlando, Fla. and stealing a comeback 61-56 win in the Sweet 16 of the 2016 NCAA Tournament in Philadelphia, Pa.



### OREGON DUCKS

**All-Time Series:** UW leads 5-3

**Last Meeting:** Oregon 72, Wisconsin 54 (March 22, 2019 – San Jose, Calif.)

Wisconsin owns a 5-3 edge in a series that began in 1951, including a 2-1 mark in the NCAA tournament. The Badgers knocked off the Ducks, 85-77, in the 2nd round of the 2014 Big Dance and 72-65 in the 2nd round of the 2015 NCAA Tournament. Oregon got payback with a 72-54 win in the 1st round of the 2019 NCAA Tournament. Brad Davison had 4 pts and 3 reb in that game.



### SAINT MARY'S GAELS

**All-Time Series:** SMC leads, 2-1

**Last Meeting:** Saint Mary's 65-63 (OT) (Nov. 5, 2019 - Sioux Falls, S.D.)

Saint Mary's has taken 2 of 3 all-time meetings against UW. The Badgers split a pair of match-ups at the UW Field House, falling 62-60 in 1974 before claiming an 82-76 win in 1976. The teams also met in the 2019-20 season-opener as SMC pulled out a 65-63 OT win at the Sanford Pentagon in Sioux Falls, S.D. Brad Davison had 16 pts and 4 reb, while Tyler Wahl scored 2 pts.



### CHAMINADE SILVERSWORDS

**All-Time Series:** UW leads, 1-0

**Last Meeting:** Wisconsin 104, Chaminade 66 (Nov. 22, 1995 – Maui Invitational)

The Badgers faced Chaminade in their 1995 trip to the Maui Invitational, scoring a 104-66 win over the Silverswords in game three. In the first three games under head coach Dick Bennett, Wisconsin fell to No. 3 Villanova and No. 4 UCLA in their first two games of the tournament before taking on Chaminade.

## BADGERS IN HAWAII

Dating back to 1964, Wisconsin has made eight trips to Hawaii for tournaments, owning a 14-11 (.560) all-time record on the island.

### 1964 RAINBOW CLASSIC

Wisconsin appeared in the first-ever Rainbow Classic, beating Boston College before playing a pair of exhibition games vs. Military outfits.

Dec. 26 Boston College ..... W, 70-69

### 1979 RAINBOW CLASSIC

Dec. 27 Nebraska ..... L, 82-83

Dec. 29 Nevada ..... W, 86-61

Dec. 30 Army ..... W, 78-54

### 1986 RAINBOW CLASSIC

Dec. 27 Hawaii ..... W, 82-77

Dec. 29 California ..... W, 66-63

Dec. 30 Pittsburgh ..... L, 82-98

### 1991 RAINBOW CLASSIC

Dec. 27 Washington State ..... L, 51-73

Dec. 29 Navy ..... W, 93-58

Dec. 30 Fresno State ..... L, 68-71

### 1995 MAUI INVITATIONAL

Dick Bennett's first games as the head coach at Wisconsin came against a pair of top-5 teams in the 1995 Maui Invitational.

Nov. 20 Villanova (#3) ..... L, 58-66

Nov. 21 UCLA (#4) ..... L, 57-68

Nov. 22 Chaminade ..... W, 104-66

### 1997 BIG ISLAND INVITATIONAL

UW claimed the consolation championship in a tournament played with experimental rules including four quarters.

Nov. 28 Pacific ..... L, 48-55

Nov. 29 Oklahoma (#18) ..... W, 75-64

Nov. 30 Montana ..... W, 78-61

### 2001 BIG ISLAND INVITATIONAL

In Bo Ryan's first year as coach, the Badgers dropped 2 of 3 games in Hawaii, UW started the season 1-4, but recovered to win the Big Ten championship and finished 19-13.

Nov. 23 Hawaii-Hilo ..... W, 78-62

Nov. 24 Weber State ..... L, 69-73

Nov. 25 Hawaii ..... L, 57-60

### 2009 MAUI INVITATIONAL

UW claimed third at the 2009 Maui Invitational as Trevon Hughes (16.0 ppg and 5.0 rpg) earned All-Tournament team honors.

Nov. 23 Arizona ..... W, 65-61

Nov. 24 Gonzaga ..... L, 61-74

Nov. 25 Maryland (#21) ..... W, 78-69

### 2016 MAUI INVITATIONAL

UW knocked off Tennessee and Georgetown en route to a runner-up finish at the 2016 Maui Invitational. Ethan Happ (16.0 ppg and 9.0 rpg) earned All-Tournament honors.

Nov. 21 Tennessee ..... W, 74-62

Nov. 22 Georgetown ..... W, 73-57

Nov. 23 North Carolina (#4) ..... L, 56-71

# WISCONSIN MAUI INVITATIONAL GAME-BY-GAME STATISTICS (1995, 2009, 2016)

1995	Date	Round	W/L	Score	TOTAL			3-PTRS			REBOUNDS			PF	A	TO	Blk	Stl			
					FG	FGA	Pct	3FG	FGA	Pct	FT	FTA	Pct						Off	Def	Tot
(3) Villanova	11/20/95	1st Round	L	66-58	23	61	.377	6	20	.300	6	17	.353	12	21	33	25	11	10	0	9
(4) UCLA	11/21/95	2nd Consolation	L	68-57	22	55	.400	3	12	.250	10	14	.714	13	18	31	15	9	12	1	7
Chaminade	11/22/95	7th-Place Game	W	104-66	39	66	.591	8	18	.444	18	21	.857	16	22	38	14	23	10	5	7

2009	Date	Round	W/L	Score	TOTAL			3-PTRS						REBOUNDS							
					FG	FGA	Pct	3FG	FGA	Pct	FT	FTA	Pct	Off	Def	Tot	PF	A	TO	Blk	Stl
Arizona	11/23/09	1st Round	W	65-61	22	61	.361	4	18	.222	17	29	.586	14	27	41	24	9	8	3	5
(RV) Gonzaga	11/24/09	2nd Round	L	74-61	23	59	.390	5	24	.208	10	14	.714	10	21	31	19	12	9	2	2
(21) Maryland	11/25/09	3rd-Place Game	W	78-69	26	53	.491	10	22	.455	16	20	.800	11	22	33	18	14	15	2	5

2016	Date	Round	W/L	Score	TOTAL			3-PTRS						REBOUNDS							
					FG	FGA	Pct	3FG	FGA	Pct	FT	FTA	Pct	Off	Def	Tot	PF	A	TO	Blk	Stl
Tennessee	11/21/16	1st Round	W	74-62	27	48	.563	7	19	.368	13	19	.684	8	28	36	12	16	18	5	7
Georgetown	11/22/16	2nd Round	W	73-57	28	65	.431	5	22	.227	12	16	.750	20	30	50	18	12	13	5	5
(4) North Carolina	11/23/16	Championship	L	71-56	21	55	.382	8	22	.364	6	10	.600	4	22	26	12	12	11	5	8

## WISCONSIN IN THE MAUI INVITATIONAL RECORD BOOK

### INDIVIDUAL SINGLE-GAME

#### POINTS

1.	24	Trevon Hughes vs. Arizona, 11/23/09
2.	21	Bronson Koenig vs. Tennessee, 11/21/16
	21	Sam Okey vs. UCLA, 11/21/95

#### 3-POINT FIELD GOALS

1.	4	Vitto Brown vs. UNC, 11/23/16
	4	Jason Bohannon vs. Maryland, 11/25/09
3.	3	(5x) MR Vitto Brown vs. G'town, 11/22/16

#### REBOUNDS

1.	15	Ethan Happ vs. Georgetown, 11/22/16
2.	10	Nigel Hayes vs. Tennessee, 11/21/16
	10	Osita Nwachukwu vs. Chaminade, 11/22/95

#### ASSISTS

1.	7	Darrell Hoskins vs. Villanova, 11/20/95
2.	6	Sam Okey vs. Chaminade, 11/22/95
3.	5	(3x) MR Jordan Taylor vs. Maryland, 11/25/09

#### STEALS

1.	5	Trevon Hughes vs. Arizona, 11/23/09
	5	Darrell Hoskins vs. Villanova, 11/20/95
3.	4	Ethan Happ vs. UNC, 11/23/16

#### BLOCKED SHOTS

1.	4	Sam Okey vs. Chaminade, 11/22/95
2.	3	Nigel Hayes vs. Tennessee, 11/21/16
3.	2	(3x) MR Ethan Happ vs. UNC, 11/23/16

### TEAM SINGLE-GAME

#### POINTS

1.	104	vs. Chaminade	11/22/95
2.	78	vs. Maryland	11/25/09
3.	74	vs. Tennessee	11/21/16

#### FIELD GOAL PERCENTAGE

1.	.591 (39-66)	vs. Chaminade	11/22/95
2.	.563 (27-48)	vs. Tennessee	11/21/16
3.	.491 (26-53)	vs. Maryland	11/25/09

#### 3-POINT FIELD GOALS

1.	10	vs. Maryland	11/25/09
2.	8	vs. North Carolina	11/23/16
	8	vs. Chaminade	11/22/95

#### 3-POINT FIELD GOAL PERCENTAGE

1.	.455 (10-22)	vs. Maryland	11/25/09
2.	.444 (8-18)	vs. Chaminade	11/22/95
3.	.368 (7-19)	vs. Tennessee	11/21/16

#### REBOUNDS

1.	50	vs. Georgetown	11/22/16
2.	41	vs. Arizona	11/23/09
3.	38	vs. Chaminade	11/22/95

#### ASSISTS

1.	23	vs. Chaminade	11/22/95
2.	16	vs. Tennessee	11/21/16
3.	14	vs. Maryland	11/25/09

#### FEWEST TURNOVERS

1.	8	vs. Arizona	11/23/09
2.	9	vs. Gonzaga	11/24/09
3.	10	(2x) MR vs. Chaminade	11/22/95

#### STEALS

1.	9	vs. Villanova	11/20/95
2.	8	vs. North Carolina	11/23/16
3.	7	(3x) MR vs. Tennessee	11/21/16

#### BLOCKED SHOTS

1.	5	(4x) MR vs. UNC, 11/23/16
----	---	---------------------------

### INDIVIDUAL CAREER

#### POINTS

1.	48	Ethan Happ (2016)
	48	Trevon Hughes (2009)
3.	47	Sam Okey (1995)

#### 3-POINT FIELD GOALS

1.	7	Vitto Brown (2016)
	7	Trevon Hughes (2009)
3.	6	Jason Bohannon (2009)

#### 3-POINT FIELD GOAL PERCENTAGE (MIN. 3 3FGS)

1.	.750 (3-4)	Duany Duany (1995)
2.	.700 (7-10)	Vitto Brown (2016)
3.	.429 (3-7)	Jordan Taylor (2009)

#### FREE THROWS

1.	13	Jason Bohannon (2009)
2.	9	Nigel Hayes (2016)
	9	Trevon Hughes (2009)

#### REBOUNDS

1.	27	Ethan Happ (2016)
2.	22	Sam Okey (1995)
3.	21	Nigel Hayes (2016)

#### ASSISTS

1.	14	Darnell Hoskins (1995)
2.	9	Sam Okey (1995)
3.	8	Jordan Taylor (2x) MR (2009)

#### BLOCKED SHOTS

1.	4	Ethan Happ (2016)
	4	Sam Okey (1995)
3.	3	Nigel Hayes (2016)

#### STEALS

1.	8	Ethan Happ (2016)
2.	7	Darrell Hoskins (1995)
	7	Trevon Hughes (2009)

# WISCONSIN BASKETBALL RECORD BOOK WATCH

## SCHOOL RECORDS – CAREER

### POINTS

12.	1,458	Frank Kaminsky	2012-15
13.	1,454	Kirk Penney	2000-03
14.	1,430	D'Mitrik Trice	2016-2021
15.	1,425	Devin Harris	2002-04
16.	<b>1,411</b>	<b>Brad Davison</b>	<b>2017-present</b>
17.	1,408	Clarence Sherrod	1969-71
18.	1,405	Cory Blackwell	1982-84
19.	1,376	Jon Leuer	2008-11
20.	1,363	Sam Dekker	2013-15
21.	1,339	Trevon Hughes	2007-10
22.	1,294	Sean Mason	1994-99
23.	1,264	Tracy Webster	1992-94
24.	1,251	Wes Matthews	1978-80
25.	1,223	Kammron Taylor	2004-07
26.	1,215	Joe Franklin	1966-68
27.	1,200	Dale Koehler	1973-76
28.	1,180	Dick Cable	1952-55
29.	1,171	Joe Chernelich	1977-80
30.	1,170	Jason Bohannon	2007-10
31.	1,169	Don Rehfeldt	1945-50
32.	1,165	Leon Howard	1971-73
33.	1,156	Scott Roth	1982-85
34.	1,148	Ben Brust	2011-14
35.	1,147	James Johnson	1967-69
36.	1,115	Brian Butch	2005-08
37.	1,114	Marcus Landry	2006-09
38.	1,084	Ken Siebel	1961-63
39.	1,078	Nate Reuvers	2017-2021
40.	1,077	Tim Locum	1988-91
41.	1,075	Josh Gasser	2011-15
42.	1,066	Larry Petty	1978-81
	1,066	Mark Vershaw	1998-01

### 3-POINT FIELD GOALS

1.	270	Bronson Koenig	2014-17
2.	244	D'Mitrik Trice	2016-2021
3.	235	Ben Brust	2011-14
4.	<b>228</b>	<b>Brad Davison</b>	<b>2017-present</b>
5.	227	Tim Locum	1988-91
6.	217	Kirk Penney	2000-03
7.	213	Michael Finley	1992-95
8.	212	Jason Bohannon	2007-10
9.	193	Trent Jackson	1986-89
10.	187	Devin Harris	2002-04
11.	180	Jordan Taylor	2009-12
12.	175	Trévon Hughes	2007-10
13.	167	Tracy Webster	1992-94
14.	166	Sean Mason	1995-99
15.	163	Kammron Taylor	2004-07
16.	162	Andy Kilbride	1992-95
17.	157	Josh Gasser	2011-15
18.	155	Aleem Ford	2017-2021
19.	142	Sam Dekker	2013-15

### 3-POINT FIELD GOAL ATTEMPTS

1.	695	Bronson Koenig	2014-17
2.	641	D'Mitrik Trice	2016-2021
3.	631	Michael Finley	1992-95
4.	<b>630</b>	<b>Brad Davison</b>	<b>2017-present</b>
5.	606	Ben Brust	2011-14
6.	561	Kirk Penney	2000-03

### STEALS

8.	164	Devin Harris	2002-04
9.	151	Trent Jackson	1986-89
10.	<b>138</b>	<b>Brad Davison</b>	<b>2017-present</b>
11.	133	Hennssy Auriantal	1996-99
	133	Nigel Hayes	2014-17
13.	131	Claude Gregory	1978-81

### FREE THROW PCT. (MIN. 175 FTAS)

1.	.870	Rick Olson (260-299)	1983-86
2.	.856	Tim Locum (166-194)	1988-91
3.	.848	Jason Bohannon (228-269)	2007-10
4.	.837	Josh Gasser (292-349)	2011-15
5.	<b>.831</b>	<b>Brad Davison (309-372)</b>	<b>2017-present</b>
6.	.817	Wes Matthews (273-334)	1978-80
7.	.814	Bronson Koenig (193-237)	2014-17

### GAMES STARTED

1.	144	Josh Gasser	2011-15
2.	139	Ethan Happ	2016-19
3.	<b>127</b>	<b>Brad Davison</b>	<b>2017-present</b>
4.	126	Alando Tucker	2003-07
5.	116	Mike Kelley	1998-01
6.	112	Rick Olson	1983-86
	112	Michael Finley	1992-95
	112	Nigel Hayes	2014-17
9.	109	Andy Kowske	1998-01
	109	Danny Jones	1987-90
11.	108	Joe Chernelich	1977-80
	108	D'Mitrik Trice	2016-2021
13.	100	Trévon Hughes	2007-10

### GAMES PLAYED

1.	150	Nigel Hayes	2014-17
2.	148	Josh Gasser	2011-15
		Bronson Koenig	2014-17
4.	144	Frank Kaminsky	2012-15
5.	143	D'Mitrik Trice	2018-21
6.	139	Ethan Happ	2016-19
8.	136	Joe Krabbenhoft	2006-09
		Jordan Taylor	2009-12
10.	135	Jason Bohannon	2007-10
		Khalil Iverson	2016-19
--	<b>131</b>	<b>Brad Davison</b>	<b>2017-present</b>

### MINUTES PLAYED

3.	4,297	Alando Tucker	2003-07
4.	4,125	D'Mitrik Trice	2016-2021
5.	4,115	Ethan Happ	2016-19
6.	<b>4,098</b>	<b>Brad Davison</b>	<b>2017-present</b>
7.	4,075	Bronson Koenig	2014-17
8.	4,023	Mike Wilkinson	2002-05
9.	3,962	Rick Olson	1983-86
10.	3,950	Jordan Taylor	2009-12
11.	3,945	Michael Finley	1992-95
12.	3,759	Jason Bohannon	2007-10

### COACHING WINS, OVERALL

1.	364-130 (.737)	Bo Ryan (2002-15)
2.	265-267 (.498)	Harold Foster (1935-59)
3.	246-99 (.712)	Walter Meanwell (1912-17, '21-34)
4.	128-165 (.437)	Steve Yoder (1983-92)
5.	<b>121-71 (.630)</b>	<b>Greg Gard (2016-present)</b>
6.	100-114 (.467)	John Erickson (1960-68)
7.	94-68 (.580)	Dick Bennett (1996-00)

### COACHING WINS, BIG TEN

1.	172-68 (.717)	Bo Ryan (2002-15)
2.	158-80 (.660)	Walter Meanwell (1912-17, '21-34)
3.	143-182 (.440)	Harold Foster (1935-59)
4.	<b>69-45 (.605)</b>	<b>Greg Gard (2016-present)</b>
5.	52-74 (.413)	John Erickson (1960-68)

## SCHOOL RECORDS – SEASON

### ASSIST-TO-TURNOVER RATIO - TEAM

1.	1.71	2010-11
2.	1.70	2014-15
3.	1.52	2013-14
4.	<b>1.48</b>	<b>2020-21</b>
5.	1.43	2009-10
6.	1.36	2012-13

### FREE THROW PERCENTAGE - TEAM

1.	.818 (436-533)	2010-11
2.	<b>.768 (364-474)</b>	<b>2020-21</b>
3.	.764 (353-462)	2019-20
4.	.763 (584-765)	2014-15
5.	.758 (413-545)	1983-84
6.	.746 (642-861)	2013-14

## SCHOOL RECORDS – SINGLE GAME

### 3-POINT FIELD GOALS

1.	8	Bronson Koenig vs. Va. Tech	3/16/17
	<b>8</b>	<b>Brad Davison at Nebraska</b>	<b>2/15/20</b>
3.	7	15 times; Most recent:	
		D'Mitrik Trice vs. Oklahoma	11/22/18

## BIG TEN RECORDS – CAREER

### COACHING WINS, BIG TEN

31.	86-68 (.558)	O.B. Cowles, MINN	1948-59
32.	83-89 (.483)	Jim Dutcher, MINN	1975-86
33.	81-48 (.628)	Mark Turgeon, MD	2011-19
34.	72-41 (.637)	Bucky O'Connor, IOWA	1952-58
35.	70-150 (.318)	Bill Carmody, NU	2000-13
36.	<b>69-45 (.605)</b>	<b>Greg Gard, WIS</b>	<b>2016-present</b>
	69-90 (.434)	Rollie Williams, IOWA	1930-43, '51
	69-85 (.448)	Forrest Anderson, MSU	1954-65
38.	67-59 (.532)	John Kundla, MINN	1959-68



## 2021-22 WISCONSIN BASKETBALL QUICK FACTS

### QUICK FACTS

School	University of Wisconsin
Location	Madison, Wis.
Population	263,332
Founded	1848
Enrollment	45,537
Nickname	Badgers
School Colors	Cardinal and White
Affiliation	NCAA Division I
Conference	Big Ten
Chancellor	Rebecca Blank
Director of Athletics	Chris McIntosh
Athletic Dept. Phone	608-262-1866
Ticket Office Phone	608-262-1440
Website	UWBadgers.com
Twitter	@BadgerMBB
Instagram	badgermbb
Facebook	/WisconsinMensBasketball

### BASKETBALL STAFF

Head Coach	Greg Gard
Alma Mater, Year	UW-Platteville, 1995
Seasons	7th at UW/7th overall
Overall Record	120-70 (.632)
Record at Wisconsin	120-70 (.632)
Big Ten Record	69-45 (.605)
NCAA Tournament Record	5-4 (.556)

Assistant Coach	Joe Krabbenhoft (5th year at UW)
Assistant Coach	Dean Oliver (4th year at UW)
Assistant Coach	Sharif Chambliss (1st year at UW)

### KOHL CENTER

Opened	Jan. 17, 1998
Seasons	24th
Capacity	17,287
Student Section	AreaRED
Overall record at Kohl Center	321-53 (.858)
Kohl Center record under Gard	73-20 (.785)

### 2020-21 IN REVIEW

Overall Record	18-13
Big Ten Record (finish)	10-10 (6th)
Postseason	NCAA Tournament (Second Round)

### 2021-22 TEAM INFORMATION

Starters Returning/Lost	2/3
Letterwinners Returning/Lost	9/7
Newcomers	8

### RETURNING STARTERS

34 - Brad Davison (Gr.)	10.0 ppg, 3.5 rpg, 2.4 apg
5 - Tyler Wahl (Jr.)	5.2 ppg, 4.3 rpg, 1.4 apg

### OTHER RETURNING LETTERMAN

20 - Ben Carlson (So.)	
22 - Steven Crowl (So.)	
1 - Johnny Davis (So.)	
2 - Jordan Davis (So.)	
4 - Carter Higginbottom (R-Jr.)	
13 - Justin Taphorn (So.)	

### NEWCOMERS

11 - Lorne Bowman II (Fr.)	Four-star guard from Detroit, Mich.
23 - Chucky Hepburn (Fr.)	Four-star guard from Omaha, Neb.
21 - Chris Hodges (Fr.)	Four-star forward from Schaumburg, Ill.
35 - Markus Ilver (Fr.)	Three-star forward from Tallinn, Estonia
10 - Isaac Lindsey (So.)	Transfer from UNLV
32 - Matthew Mors (Fr.)	Four-star forward from Yankton, S.D.
0 - Jahcobi Neath (Jr.)	Transfer from Wake Forest
33 - Chris Vogt (Gr.)	Transfer from Cincinnati

### TEAM HISTORY

First Year of Men's Basketball	1898
Years	122nd season
Overall record	1,654-1,232 (.573)
NCAA tournament record	39-24 (.619)
Big Ten tournament record	26-20 (.565)

### BIG TEN CHAMPIONSHIPS (19)

Big Ten championships	1907, 1908, 1912, 1913, 1914, 1916, 1918 1921, 1923, 1924, 1929, 1935, 1941 1947, 2002, 2003, 2008, 2015, 2020
-----------------------	--

### BIG TEN TOURNAMENT TITLES (3)

Big Ten championships	2004, 2008, 2015
-----------------------	------------------

### NCAA TOURNAMENT HISTORY

Appearances (Last)	25 (2021)
Record	39-24 (.619)
NCAA championships	1941
Final Fours	4 (1941, 2000, 2014, 2015)
Eight Eights	6 (1941, 1947, 2000, 2005, 2014, 2015)
Sweet 16s	11 (1941, 2000, 2003, 2005, 2008 2011, 2012, 2014, 2015, 2016, 2017)

# ON, WISCONSIN!™



## THE GARD FILE

### ■ Career Record (7th Season): 121-71 (.630)

- Record at Wisconsin (7th Season): 121-71 (.630)
- Big Ten Record (7th Season): 69-45 (.605)
- NCAA Tournament Appearances/Record: 4 / 5-4 (.556)
- Hometown: Cobb, Wis.
- Alma Mater: UW-Platteville, 1995 (Physical & Health Ed)  
Master's Degree: UW-Platteville, 2007 (Counselor Ed)
- Family: Wife Michelle  
Daughters, Mackenzie and Peyton; Son, Isaac

## COACHING EXPERIENCE

Position	School	Years
Assistant Coach	Southwestern (Wis.) HS	1990-93
Assistant Coach	Platteville (Wis.) HS	1993-94
Assistant Coach	UW-Platteville	1993-99
Assistant Coach	UW-Milwaukee	1999-01
Assoc. Head Coach	Wisconsin	2001-15
Head Coach	Wisconsin	2015-Present

## CAREER HIGHLIGHTS

Date	Highlight
Dec. 15, 2015	Assumed role of interim head coach upon the retirement of Bo Ryan
Dec. 23, 2015	First career win, 84-79, vs. Green Bay
Jan. 2, 2016	First Big Ten win, 79-57, vs. Rutgers
Jan. 17, 2016	First ranked win, 77-76, vs. #4 MSU
Jan. 26, 2016	UW claimed 82-79 overtime win over eventual Big Ten champion #19 Indiana
Feb. 13, 2016	First road win over ranked team, 70-57, at #2 Maryland
March 7, 2016	Officially named Wisconsin head coach
March 18, 2016	First NCAA tournament win, 47-43, against 10th-seeded Pittsburgh
April 4, 2016	Jim Phelan National Coach of the Year
March 18, 2017	Led UW to its fourth-ever win over No. 1 team in the nation with a 65-62 victory over top-seeded Villanova in NCAA tournament second round
Feb. 15, 2018	UW tallied sixth top-10 win in three seasons under Gard (#6 Purdue, 57-53)
Jan. 19, 2019	UW earned fourth win vs. top-5 team under Gard (#2 Michigan, 64-54)
Jan. 3, 2020	UW won at #5 Ohio State, 61-47

**G**reg Gard, a coaching veteran of 30-plus years, enters his seventh season leading the Wisconsin men's basketball program in 2021-22 after proving himself as one of the best head coaches in the Big Ten. Gard earned 2020 Big Ten Coach of the Year honors after leading the Badgers to the regular season conference championship in 2019-20.

Wisconsin's incredible postseason success hasn't wavered on Gard's watch either, participating in the NCAA tournament in five of his first six seasons (Big Ten automatic qualifier status in canceled 2020 Big Dance, due to COVID pandemic). Most recently in 2020-21, Gard led the Badgers to an NCAA tournament first-round win over North Carolina, advancing UW to the second round of the NCAA tournament for the fifth time in its last six trips to The Big Dance.

Gard's postseason ledger includes a pair of Sweet 16 appearances in each of his first two seasons at the helm. In fact, Gard is just the third coach in the last 20 years to pilot his team to the Sweet 16 in each of his first two seasons, joining UCLA's Steve Lavin (1996-97) and Gonzaga's Mark Few (2000-01).

In his first six seasons as head coach, Gard posted a record of 119-70, the second-fastest (157 games) Wisconsin coach to 100 overall wins in the NCAA tournament era. He also guided UW to a conference record of 69-45. His .605 conference win percentage ranked eighth among Big Ten coaches the last 40 years.

After initially taking over on an interim basis midway through the 2015-16 season, Gard would go on to win the Jim Phelan National Coach of the Year Award that season and was officially named head coach of the Badgers on March 7, 2016. Through six seasons, Gard has already risen to fifth on the school's all-time wins list and owns the third-best win percentage in Wisconsin program history.

The 2020-21 season brought unprecedented challenges due to the global COVID-19 pandemic, but the leadership of Gard and his staff helped navigate the Badgers to an NCAA tournament appearance. The Badgers finished the season 18-13 overall (10-10 Big Ten), highlighted with an 85-62 win over North Carolina in the first round of the NCAA tournament.

Gard's leadership during the 2019-20 season might have been his best. After opening 5-5 overall and 5-5 in the Big Ten, Wisconsin won nine of its last 10 games, including its final eight games of the season

to win a share of the 2020 conference championship and claim the No. 1 seed for the later canceled Big Ten tournament. During that run, UW knocked off No. 14 Michigan State, won at No. 19 Michigan and closed the season with a win at Indiana to clinch the title.

In his inaugural season as head coach, Gard led the Badgers to the 2016 NCAA Tournament Sweet 16, becoming just the second-ever first-year coach to win the Jim Phelan National Coach of the Year award. He followed that up by leading UW to the fifth-highest single-season win total in school history (27-10) and making a second-consecutive visit to the Sweet 16.

Gard's Badgers would follow that up with another 12-6 conference campaign in 2017, finishing second in both the regular season and the Big Ten tourney. UW capped off its 27-win season with a signature win in the NCAA tournament, knocking off the nation's No. 1 team Villanova, 65-62, to advance to the Sweet 16.

In 2018-19, Gard piloted the Badgers back to the Big Dance, posting a 23-11 overall record. Wisconsin also boasted a mark of 14-6 in Big Ten play, winning 14 conference games for just the 3rd time in school history, joining 16-win seasons in 2008 and 2015.

During his tenure as head coach, Gard has helped a pair of players reach first-team All-Big Ten status: Nigel Hayes in 2016 and third-team All-American Ethan Happ received the distinction in both 2017, 2018 and 2019.

Gard served as an assistant at Wisconsin for 14-plus seasons, including the final seven as the associate head coach. Gard served as the Badgers' recruiting coordinator in addition to constructing future game schedules. He was also the director of the Badger Boys Basketball Summer Camps.

Gard helped guide the Badgers to back-to-back Final Fours in 2014 and 2015, and in 2015 UW reached its first national championship game since 1941.

In fact, Gard has been on the bench for each of the top 13 winningest seasons at Wisconsin.

Prior to coming to Wisconsin in 2001, Gard spent the previous two seasons as Ryan's assistant at UW-Milwaukee. Previously, Gard served as an assistant coach to Ryan at UW-Platteville from 1993-99. During Gard's years on the Pioneer staff, UW-Platteville compiled a 161-13 (.925) record and won three NCAA Division III titles, five straight Wisconsin Intercollegiate Athletic Conference (WIAC) championships and appeared in six consecutive NCAA tournaments.

## GARD YEAR-BY-YEAR

Year	School	Record	Pct.	Conf.	Record	Place	Postseason
2015-16	Wisconsin	15-8	.652	Big Ten	12-6	T-3rd	NCAA Sweet 16
2016-17	Wisconsin	27-10	.730	Big Ten	12-6	T-2nd	NCAA Sweet 16
2017-18	Wisconsin	15-18	.455	Big Ten	7-11	9th	--
2018-19	Wisconsin	23-11	.676	Big Ten	14-6	4th	NCAA First Round
2019-20	Wisconsin	21-10	.677	Big Ten	14-6	T-1st	Postseason canceled
2020-21	Wisconsin	18-12	.600	Big Ten	10-10	--	NCAA Second Round
2021-22	Wisconsin	2-1	.667	Big Ten	0-0	--	
<b>Totals (7 seasons)</b>		<b>121-71</b>	<b>(.630)</b>		<b>69-45</b>	<b>(.605)</b>	<b>4 NCAA appearances</b>

## GARD vs. DIVISION I TEAMS

Team	Home	Away	Neut.	Total	Team	Home	Away	Neut.	Total
Arkansas-Pine Bluff	1-0	0-0	0-0	1-0	North Carolina State	1-0	0-1	0-0	1-1
Baylor	0-0	0-0	0-2	0-2	Northwestern	3-2	3-1	1-0	6-3
Central Arkansas	1-0	0-0	0-0	1-0	Notre Dame	0-0	0-0	0-1	0-1
Chicago State	2-0	0-0	0-0	2-0	Ohio State	3-2	2-1	0-0	5-3
Coppin State	1-0	0-0	0-0	1-0	Oklahoma	1-0	0-0	1-0	2-0
Creighton	0-0	0-1	0-0	0-1	Oregon	0-0	0-0	0-1	0-1
Eastern Illinois	2-0	0-0	0-0	2-0	Penn State	3-0	4-1	1-0	8-1
Florida	0-0	0-0	0-1	0-1	Pittsburgh	0-0	0-0	1-0	1-0
Florida A&M	1-0	0-0	0-0	1-0	Prairie View A&M	1-0	0-0	0-0	1-0
Georgetown	0-0	0-0	1-0	1-0	Providence	0-1	0-0	0-0	0-1
Grambling State	1-0	0-0	0-0	1-0	Purdue	2-2	0-5	0-0	2-7
Green Bay	6-0	0-0	0-0	6-0	Rhode Island	1-0	0-0	0-0	1-0
Houston Baptist	1-0	0-0	0-0	1-0	Rider	1-0	0-0	0-0	1-0
Idaho State	1-0	0-0	0-0	1-0	Richmond	0-0	0-0	0-1	0-1
Illinois	3-2	4-1	0-0	7-3	Rutgers	4-0	1-2	1-0	6-2
Indiana	5-0	2-2	1-0	8-2	St. Francis Brooklyn	1-0	0-0	0-0	1-0
Iowa	1-2	2-3	0-1	3-6	Saint Mary's	0-0	0-0	0-1	0-1
Louisville	1-0	0-0	0-0	1-0	Savannah State	1-0	0-0	0-0	1-0
Loyola	1-0	0-0	0-0	1-0	South Carolina State	1-0	0-0	0-0	1-0
Marquette	1-1	1-2	0-0	2-3	Stanford	0-0	0-0	1-0	1-0
Maryland	3-2	2-2	1-0	6-4	Syracuse	1-0	0-0	0-0	1-0
UMass Lowell	1-0	0-0	0-0	1-0	Temple	0-0	0-1	0-0	0-1
McNeese State	1-0	0-0	0-0	1-0	Tennessee	0-0	1-0	1-0	2-0
Michigan	3-2	1-3	0-1	4-6	UCLA	0-0	0-0	0-1	0-1
Michigan State	2-2	1-4	0-2	3-8	Villanova	0-0	0-0	1-0	1-0
Milwaukee	2-0	0-0	0-0	2-0	Virginia	0-0	0-1	0-1	0-2
Minnesota	4-1	3-1	0-0	7-2	Virginia Tech	0-0	0-0	1-0	1-0
Nebraska	3-1	4-1	1-1	8-3	Western Kentucky	1-0	0-1	0-0	1-1
New Mexico	0-0	0-0	0-1	0-1	Xavier	0-1	1-0	1-0	2-1
North Carolina	0-0	0-0	1-1	1-1	Yale	1-0	0-0	0-0	1-0
<b>Total</b>					<b>74-21</b>	<b>32-34</b>	<b>15-16</b>	<b>121-71</b>	

Junior | Guard | 6-4 | 196  
Toronto, Ontario | Crestwood Prep (Wake Forest)



	SEASON	CAREER
GP/GS	1/0	51/9
10+ POINTS:	0	6
20+ POINTS:	0	0
3+ FGS MADE:	0	12
2+ ASSISTS:	0	27
2+ STEALS:	0	7
20+ MINUTES:	0	20
1,000 FT %:	1	11

Jahcobi Neath begins his first season with the Badgers after transferring from Wake Forest. The Toronto, Ontario native played the last two seasons for the Demon Deacons and had an immediate impact as a true freshman in 2019-20. Neath played in 30 games and started five, averaging 5.3 points and 2.2 assists per game his first season, shooting 42.2 percent from the floor, including 48 percent from 3-point range. Last season as a sophomore, Neath played in 20 games for Wake Forest and made four starts. He averaged 3.8 points and 1.7 assists in 15.8 minutes per game. Neath represented Canada at the U18 and U19 levels, playing internationally at the 2019 FIBA U19 World Cup. In high school, he played at Crestwood Prep in Toronto and led the Lions to the 2019 national championship, averaging 26 points, seven rebounds and four assists per game his senior season.

- Played a career-high 34 minutes in a matchup against Pittsburgh (3/10/20) where he scored 6 points, secured 4 rebounds, and added 6 assists.
- Posted back-to-back 16-point contests against Georgia Tech (2/19/20) and Duke (2/25/20).

**POINTS:** 4 vs. St. Francis Bkn (11/9/21)  
**FIELD GOALS:** 1 vs. St. Francis Bkn (11/9/21)  
**FG ATTEMPTS:** 5 vs. St. Francis Bkn (11/9/21)  
**3-POINT FGS:** --  
**3-POINT FGAS:** --  
**FREE THROWS:** 2 vs. St. Francis Bkn (11/9/21)  
**FT ATTEMPTS:** 2 vs. St. Francis Bkn (11/9/21)  
**REBOUNDS:** 2 vs. St. Francis Bkn (11/9/21)  
**ASSISTS:** --  
**BLOCKS:** --  
**STEALS:** --  
**MINUTES:** 18 vs. St. Francis Bkn (11/9/21)

**POINTS:** 16 (2x) MR vs. Duke (2/25/20)\*  
**FIELD GOALS:** 5 (2x) MR vs. Longwood (11/27/20)\*  
**FG ATTEMPTS:** 10 (2x) MR at BC (2/10/21)\*  
**3-POINT FGs:** 2 (2x) MR at NC State (1/27/21)\*  
**3-POINT FGs:** 5 at Virginia Tech (2/27/21)\*  
**FREE THROWS:** 9 vs. Duke (2/25/20)\*  
**FT ATTEMPTS:** 12 vs. Duke (2/25/20)\*  
**REBOUNDS:** 6 vs. Del. State (11/25/20)\*  
**ASSISTS:** 6 (3x) MR vs. Del. St (11/25/20)\*  
**BLOCKS:** 1 (3x) MR vs. Duke (2/17/21)\*  
**STEALS:** 3 vs. Catawba (12/31/20)\*  
**MINUTES:** 34 vs. Pittsburgh (3/10/20)\*  
 \*recorded at Wake Forest

				Total		3-Pointers		Free throws		Rebounds										
Opponent	Date	gs	min	fg-fga	pt	3fg-fga	pt	ft-fa	pt	off	def	tot	avg	pf	a	tio	bik	stl	pts	avg
ST. FRANCIS BROOKLYN	11/09/21		18	1-5	200	0-0	.000	2-2	1.000	2	0	2	2.0	0	0	1	0	0	4	4.0
Totals		0	18	1-5	200	0-0	.000	2-2	1.000	2	0	2	2.0	0	0	1	0	0	4	4.0

Games played: 1  
Minutes/game: 18.0  
Points/game: 4.0  
FG Pct: 20.0  
FT Pct: 100.0

Rebounds/game: 2.0  
Turnovers/game: 1.0

Overall					3-Point					Rebounding									
Year	GP-GS	Min/Avg	FG-FGA	Pct	FG-FGA	Pct	FT-FTA	Pct	Off-Def	Tot	Avg	PF-FO	Ast	TO	Blk	Stl	Pts/Avg		
2019-20*	30-5	554/18.5	54-128	.422	12-25	.480	38-65	.585	7-49	56	1.9	49-0	67	53	1	15	158/5.3		
2020-21*	20-4	316/15.8	25-70	.357	6-27	.222	19-21	.905	4-31	35	1.8	28-0	33	35	2	9	75/3.8		
2021-22	1-0	18/18.0	1-5	.200	0-0	--	2-2	1.000	2-0	2	2.0	0-0	0	1	0	0	4/4.0		
<b>Total</b>	<b>51-8</b>	<b>888/17.4</b>	<b>80-203</b>	<b>.394</b>	<b>18-52</b>	<b>.346</b>	<b>59-88</b>	<b>.670</b>	<b>13-80</b>	<b>93</b>	<b>1.8</b>	<b>77</b>	<b>100</b>	<b>89</b>	<b>3</b>	<b>24</b>	<b>237/4.6</b>		
*at Wake Forest																			
Conference					3-Point					Rebounding									
Year	GP-GS	Min/Avg	FG-FGA	Pct	FG-FGA	Pct	FT-FTA	Pct	Off-Def	Tot	Avg	PF-FO	Ast	TO	Blk	Stl	Pts/Avg		
2019-20*	20-4	366/18.3	38-86	.442	10-18	.556	29-46	.630	6-30	36	1.8	36-0	42	31	0	8	115/5.8		
2020-21*	17-3	252/14.8	16-50	.320	6-26	.231	9-11	.818	3-21	24	1.4	20-0	25	30	2	4	47/2.8		
2021-22	--	--	--	--	--	--	--	--	--	--	--	--	--	--	--	--	--		
<b>Total</b>	<b>37-7</b>	<b>618/16.7</b>	<b>54-136</b>	<b>.397</b>	<b>16-44</b>	<b>.364</b>	<b>38-57</b>	<b>.667</b>	<b>9-51</b>	<b>60</b>	<b>1.6</b>	<b>56</b>	<b>67</b>	<b>61</b>	<b>2</b>	<b>12</b>	<b>162/4.4</b>		

1 | JOHNNY DAVIS

Sophomore | Guard | 6-5 | 194  
La Crosse, Wis. | La Crosse Central High School



Twitter: @JonathanCDavis1 | Instagram: @johnnydavis

INDIVIDUAL BENCHMARKS

	SEASON	CAREER
GP/GS	2/2	33/2
10+ POINTS:	2	11
20+ POINTS:	0	0
2+ 3-PTERS MADE:	1	2
3+ ASSISTS:	1	5
5+ REBOUNDS:	1	13
LED UW IN PTS:	1	3
LED UW IN REB:	0	6

GET TO KNOW JOHNNY

It didn't take long for Johnny Davis to become a key contributor for Wisconsin as a freshman, and the guard from La Crosse, Wisconsin is poised to step into a key role in his second season. Davis played in all 31 games last year for the Badgers, averaging 24.4 minutes per game (fifth-most on the team). The 6-foot-5 guard averaged 7.0 points and 4.1 rebounds per game last season, including a season-high 17 points (6-7 FG, 4-4 3FG) in a win over Penn State. A four-star recruit by Rivals, Johnny Davis was named Wisconsin Mr. Basketball as a senior at La Crosse Central. He finished his high school career as Central's all-time leading scorer with 2,158 points. Along with brother and fellow Badger, Jordan, he helped lead Central to the WIAA Division 2 state tournament each of their three years on the varsity team, capturing the state title in 2017. On the football field, Davis was a first-team all-state starter at quarterback, passing for 6,572 yards and 56 touchdowns, while rushing for more than 2,000 yards and scoring another 34 touchdowns on the ground.

HONORS

- Gold medal member of USA Basketball team that won the 2021 FIBA U19 World Cup
- 2020 Wisconsin Mr. Basketball
- 2017 WIAA Division 2 State Champion (basketball)
- La Crosse Central all-time leading scorer (2,158 pts)

TOP SEASON PERFORMANCES

- **ST. FRANCIS BKN (11/9/21):** In his first career start, recorded 15 points and a career high 5 assists, plus 3 rebounds and 2 steals in 26 minutes.

SEASON HIGHS

POINTS: 15 (2x) MR vs. Green Bay (11/12/21)  
FIELD GOALS: 6 vs. St. Francis Bkn (11/9/21)  
FG ATTEMPTS: 16 vs. Green Bay (11/12/21)  
3-POINT FGS: 2 vs. St. Francis Bkn (11/9/21)  
3-POINT FGAS: 6 vs. St. Francis Bkn (11/9/21)  
FREE THROWS: 5 vs. Green Bay (11/12/21)  
FT ATTEMPTS: 6 vs. Green Bay (11/12/21)  
REBOUNDS: 5 vs. Green Bay (11/12/21)  
ASSISTS: 5 vs. St. Francis Bkn (11/9/21)  
BLOCKS: 1 vs. Green Bay (11/12/21)  
STEALS: 2 vs. St. Francis Bkn (11/9/21)  
MINUTES: 26 vs. St. Francis Bkn (11/9/21)

CAREER HIGHS

POINTS: 17 vs. Penn State (2/2/21)  
FIELD GOALS: 6 (2x) MR vs. St. Francis Bkn (11/9/21)  
FG ATTEMPTS: 15 vs. St. Francis Bkn (11/9/21)  
3-POINT FGS: 4 vs. Penn State (2/2/21)  
3-POINT FGAS: 6 vs. St. Francis Bkn (11/9/21)  
FREE THROWS: 6 at Northwestern (2/21/21)  
FT ATTEMPTS: 7 at Northwestern (2/21/21)  
REBOUNDS: 9 vs. Iowa (2/18/21)  
ASSISTS: 5 vs. St. Francis Bkn (11/9/21)  
BLOCKS: 2 (3x) MR at Purdue (3/2/21)  
STEALS: 4 at Iowa (3/7/21)  
MINUTES: 41 vs. Indiana (1/7/21)

GAME-BY-GAME STATISTICS

Opponent	Date	gs	min	fg-fga	pct	3fg-fga	pct	ft-fga	pct	off	def	tot	avg	pf	a	t/o	blk	stl	pts	avg
ST. FRANCIS BROOKLYN	11/09/21	*	26	6-15	.400	2-6	.333	1-2	.500	1	2	3	3.0	0	5	0	0	2	15	15.0
GREEN BAY	11/12/21	*	25	5-16	.313	0-3	.000	5-6	.833	2	3	5	4.0	1	2	0	1	1	15	15.0
Totals			2	51	11-31	.355	2-9	.222	6-8	.750	3	5	8	4.0	1	7	0	3	30	15.0

Games played: 2  
Minutes/game: 25.5  
Points/game: 15.0  
FG Pct: 35.5  
3FG Pct: 22.2  
FT Pct: 75.0

Rebounds/game: 4.0  
Assists/game: 3.5  
Assist/turnover ratio: 99.9  
Steals/game: 1.5  
Blocks/game: 0.5

CAREER STATISTICS

Overall	3-Point	Rebounding															
Year	GP-GS	Min/Avg	FG-FGA	Pct	FG-FGA	Pct	FT-FTA	Pct	Off-Def	Tot	Avg	PF-FO	Ast	TO	Blk	Stl	Pts/Avg
2020-21	31-0	753/24.3	86-195	.441	14-36	.389	32-44	.727	34-94	128	4.1	66-0	35	34	18	34	218/7.0
2021-22	2-2	51/24.4	11-31	.355	2-9	.222	6-8	.750	3-5	8	4.0	1-0	7	0	1	3	30/15.0
Total	33-2	804/24.3	97-226	.429	16-45	.356	38-52	.731	37-99	136	4.1	67-0	42	34	19	37	248/7.5

Conference	3-Point	Rebounding															
Year	GP-GS	Min/Avg	FG-FGA	Pct	FG-FGA	Pct	FT-FTA	Pct	Off-Def	Tot	Avg	PF-FO	Ast	TO	Blk	Stl	Pts/Avg
2020-21	20-0	503/25.2	52-127	.409	9-26	.346	21-29	.724	22-56	78	3.9	48-0	19	23	10	26	134/6.7
2021-22	--	--	--	--	--	--	--	--	--	--	--	--	--	--	--	--	--
Total	20-0	503/25.2	52-127	.409	9-26	.346	21-29	.724	22-56	78	3.9	48-0	19	23	10	26	134/6.7



5 | TYLER WAHL

Junior | Forward | 6-9 | 221  
Lakeville, Minn. | Lakeville North High School



Twitter: @tjwahl01 | Instagram: @tjwahl01

INDIVIDUAL BENCHMARKS

	SEASON	CAREER
GP/GS:	3/3	65/24
10+ POINTS:	1	6
20+ POINTS:	0	0
5+ REBOUNDS:	2	22
10+ REBOUNDS:	0	3
DOUBLE-DOUBLES:	0	2
2+ BLOCKS:	2	8
LED UW IN PTS:	0	1
LED UW IN REB:	0	7

GET TO KNOW TYLER

Junior forward Tyler Wahl has had an immediate impact at Wisconsin since stepping onto campus. Having played in over 60 career games as a Badger, the Lakeville, Minnesota native played in all 31 games for the Badgers last season (18 starts). Averaging 5.2 points, 4.3 rebounds and 1.0 steals per game last year, one of Wahl's best games came when he led the Badgers in scoring for the first time in his career with 14 points, plus a team-high 6 rebounds and 2 assists in a win vs. Northwestern. As a prep senior at Lakeville North, Wahl averaged 18.0 points, 10.0 rebounds and 6.6 assists per game, leading the Panthers to a 27-5 record, the school's first-ever conference title, and an appearance in the Class AAAA state championship game. He earned back-to-back AP second-team All-State honors as a junior and senior, setting the school record for rebounds (905) and finishing third in Panther history with 1,397 points.

TOP CAREER PERFORMANCES

- **PROVIDENCE (11/15/21):** Career-high 16 points (7-12 FG), plus 5 rebounds and 2 blocks.
- **@ PENN STATE (1/30/21):** Recorded a double-double with 13 points (all in the first half) and a team-high 10 rebounds, plus 2 blocks and 2 assists.
- **NORTHWESTERN (1/20/21):** Led the Badgers in scoring for the first time in his career, finishing with a career high 14 points (2-3 3FG), while also tallying a team-high 6 rebounds and 2 assists.
- **INDIANA (1/7/21):** Scored a career-high 12 points, going 2-for-2 from 3FG in the second OT. Wahl also tallied career highs in steals (3) and minutes (31).
- **GREEN BAY (12/1/20):** Recorded his first career double-double by setting career highs with 11 pts and 15 reb, while adding 4 ast, 2 blk and 2 stl.

SEASON HIGHS

POINTS:	16 vs. Providence (11/15/21)
FIELD GOALS:	7 vs. Providence (11/15/21)
FG ATTEMPTS:	12 vs. Providence (11/15/21)
3-POINT FGS:	--
3-POINT FGAS:	2 vs. Providence (11/15/21)
FREE THROWS:	3 vs. St. Francis Bkn (11/9/21)
FT ATTEMPTS:	4 vs. St. Francis Bkn (11/9/21)
REBOUNDS:	5 (2x) MR vs. Providence (11/15/21)
ASSISTS:	2 vs. Green Bay (11/12/21)
BLOCKS:	2 (2x) MR vs. Providence (11/15/21)
STEALS:	--
MINUTES:	36 vs. Providence (11/15/21)

CAREER HIGHS

POINTS:	16 vs. Providence (11/15/21)
FIELD GOALS:	7 vs. Providence (11/15/21)
FG ATTEMPTS:	12 vs. Providence (11/15/21)
3-POINT FGS:	2 (2x) MR vs. Northwestern (1/20/21)
3-POINT FGAS:	5 at Nebraska (2/10/21)
FREE THROWS:	5 vs. Eastern Illinois (11/25/20)
FT ATTEMPTS:	6 (3x) MR at Illinois (2/6/21)
REBOUNDS:	15 vs. Green Bay (12/1/20)
ASSISTS:	4 (2x) MR vs. Green Bay (12/1/20)
BLOCKS:	2 (3x) MR vs. Providence (11/15/21)
STEALS:	3 (3x) MR vs. Indiana (1/7/21)
MINUTES:	36 (2x) MR vs. Providence (11/15/21)

GAME-BY-GAME STATISTICS

Opponent	Date	gs	min	Total		3-Pointers		Free throws		Rebounds				pf	a	t/o	blk	stl	pts	avg	
				fg-fga	pct	3fg-fga	pct	ft-fa	pct	off	def	tot	avg								
ST. FRANCIS BROOKLYN	11/09/21	*	17	1-3	.333	0-1	.000	3-4	.750	1	3	4	4.0	2	1	2	0	0	5	5.0	
GREEN BAY	11/12/21	*	20	1-2	.500	0-0	.000	0-0	.000	1	4	5	4.5	1	2	1	2	0	2	3.5	
PROVIDENCE	11/15/21	*	36	7-12	.583	0-2	.000	2-3	.667	3	2	5	4.7	4	0	1	2	0	16	7.7	
Totals			3	73	9-17	.529	0-3	.000	5-7	.714	5	9	14	4.7	7	3	4	4	0	23	7.7
Games played: 3										Rebounds/game: 4.7											
Minutes/game: 24.3										Assists/game: 1.0											
Points/game: 7.7										Turnovers/game: 1.3											
FG Pct: 52.9										Assist/turnover ratio: 0.8											
3FG Pct: 0.0										Blocks/game: 1.3											
FT Pct: 71.4																					

CAREER STATISTICS

Overall					3-Point				Rebounding										Pts/Avg
Year	GP-GS	Min/Avg	FG-FGA	Pct	FG-FGA	Pct	FT-FTA	Pct	Off-Def	Tot	Avg	PF-FO	Ast	TO	Blk	Stl			
2019-20	31-3	478/15.4	34-79	.430	6-28	.214	7-18	.389	34-48	82	2.6	64-0	32	33	5	20	81/2.6		
2020-21	31-18	765/24.7	58-133	.436	10-36	.278	34-60	.567	33-100	133	4.3	68-0	42	28	21	31	160/5.2		
2021-22	3-3	73/24.3	9-17	.529	0-3	.000	5-7	.714	5-9	14	4.7	7-0	3	4	4	0	23/7.7		
Total	65-24	1316/20.2	101-229	.441	16-67	.239	46-85	.541	72-157	229	3.5	139	77	65	30	51	264/4.1		

Conference					3-Point				Rebounding										Pts/Avg
Year	GP-GS	Min/Avg	FG-FGA	Pct	FG-FGA	Pct	FT-FTA	Pct	Off-Def	Tot	Avg	PF-FO	Ast	TO	Blk	Stl			
2019-20	20-3	309/15.5	23-54	.426	2-18	.111	2-8	.250	23-27	50	2.5	40-0	19	21	4	14	50/2.5		
2020-21	20-14	524/26.2	41-95	.432	8-28	.286	19-37	.514	23-62	85	4.3	44-0	29	18	9	17	109/5.5		
2020-21	--	--	--	--	--	--	--	--	--	--	--	--	--	--	--	--	--		
Total	40-17	833/20.8	64-149	.430	10-46	.217	21-45	.467	46-89	135	3.4	84-0	29	18	9	17	109/4.0		

Sophomore | Forward | 6-9 | 226  
Woodbury, Minn. | East Ridge High School



## INDIVIDUAL BENCHMARKS

	SEASON	CAREER
GP/GS:	3/1	10/1
10+ POINTS:	0	0
20+ POINTS:	0	0
5+ REBOUNDS:	2	2
2+ ASSISTS:	0	1
2+ STEALS:	0	0

A four-star recruit by ESPN, 247Sports and Rivals, sophomore forward Ben Carlson appeared in seven games last season before an injury sidelined him for the rest of the year. The Woodbury, Minnesota native scored 13 points in last year's season opener. A finalist for Minnesota Mr. Basketball as a high school senior, Carlson went down as one of the most decorated players in East Ridge High School history. The 6-foot-9 forward set school records for career points (2,004), rebounds (1,083) and blocked shots (145). Carlson also became the first player in program history to be nominated to the McDonalds All-American Game in 2020. His senior season, Carlson averaged 24.3 points and 11.7 rebounds per game while leading the Raptors to a 20-7 record and a conference title. As a junior, he led East Ridge to the Minnesota Class AA state tournament while averaging a double-double (16 ppg, 11.3 rpg). Off the court, Carlson was a member of National Honors Society.

- Four-star recruit (ESPN, 247 Sports, Rivals)
- No. 88 in ESPN 100 (2020)
- 2020 Mr. Minnesota Basketball finalist

- **EASTERN ILLINOIS (11/25/20):** In his first game as a Badger, scored 13 points and recorded two rebounds, a block, and an assist. Played a season-high 17 minutes.
- **ARK.-PINE BLUFF (11/27/20):** Scored three points and added two assists, two rebounds, and a block.

**POINTS:** 5 vs. Green Bay (11/12/21)  
**FIELD GOALS:** 2 (2x) MR vs. Green Bay (11/12/21)  
**FG ATTEMPTS:** 7 vs. Providence (11/15/21)  
**3-POINT FGS:** --  
**3-POINT FGAS:** 3 vs. Providence (11/15/21)  
**FREE THROWS:** 1 vs. Green Bay (11/12/21)  
**FT ATTEMPTS:** 1 vs. Green Bay (11/12/21)  
**REBOUNDS:** 7 vs. Green Bay (11/12/21)  
**ASSISTS:** 1 vs. Green Bay (11/12/21)  
**BLOCKS:** 1 vs. Providence (11/15/21)  
**STEALS:** --  
**MINUTES:** 20 vs. St. Francis Bkn (11/9/21)

**POINTS:** 13 vs. Eastern Illinois (11/25/20)  
**FIELD GOALS:** 4 vs. Eastern Illinois (11/25/20)  
**FG ATTEMPTS:** 7 vs. Providence (11/15/21)  
**3-POINT FGS:** 1 vs. Eastern Illinois (11/25/20)  
**3-POINT FGAS:** 3 vs. Providence (11/15/21)  
**FREE THROWS:** 4 vs. Eastern Illinois (11/25/20)  
**FT ATTEMPTS:** 4 (2x) MR vs. UAPB (11/27/20)  
**REBOUNDS:** 5 vs. St. Francis Bkn (11/9/21)  
**ASSISTS:** 2 vs. Ark.-Pine Bluff (11/27/20)  
**BLOCKS:** 1 (3x) MR vs. Providence (11/15/21)  
**STEALS:** 1 vs. Green Bay (12/1/20)  
**MINUTES:** 20 vs. St. Francis Bkn (11/9/21)

Opponent	Date	gs	min	Total		3-Pointers		Free throws		Rebounds				pf	a	t/o	blk	stl	pts	avg
				fg-fga	pt	3fg-fga	pt	ft-fa	pt	off	def	tot	avg							
ST. FRANCIS BROOKLYN	11/09/21		19	2-3	.667	0-0	.000	0-0	.000	2	3	5	5.0	0	0	0	0	4	4.0	
GREEN BAY	11/12/21		18	2-6	.333	0-1	.000	1-1	1.000	1	6	7	6.0	0	1	0	0	5	4.5	
PROVIDENCE	11/15/21	*	19	1-7	.143	0-3	.000	0-0	.000	2	1	3	5.0	0	0	1	1	0	3.7	
Totals			1	56	5-16	.313	0-4	.000	1-1	1.000	5	10	15	5.0	0	1	1	1	11	3.7

Games played: 3  
Minutes/game: 18.7  
Points/game: 3.7  
FG Pct: 31.3  
3FG Pct: 0.0  
FT Pct: 100.0

Rebounds/game: 5.0  
Assists/game: 0.3  
Turnovers/game: 0.3  
Assist/turnover ratio: 1.0  
Blocks/game: 0.3

[illegible]

22 | STEVEN CROWL

Sophomore | Forward | 7-0 | 234  
Eagan, Minn. | Eastview High School



Twitter: @steven\_crowl | Instagram: @stevencrowl

INDIVIDUAL BENCHMARKS

	SEASON	CAREER
GP/GS:	3/3	15/3
10+ POINTS:	2	2
5+ REBOUNDS:	2	2
10+ REBOUNDS:	0	0
DOUBLE-DOUBLES:	0	0
1+ BLOCK:	1	2
LED UW IN PTS:	1	1
LED UW IN REB:	1	1

GET TO KNOW STEVEN

Steven Crowl enters his second season in the Wisconsin program after appearing in 12 games last year as a true freshman. The 7-foot forward from Eagan, Minnesota scored his first points as a Badger in UW’s season opener against Eastern Illinois, while also grabbing his first career rebound. In the first round of the 2021 NCAA Tournament, Crowl played 3 minutes and grabbed 2 rebounds against North Carolina to help UW to an 85-62 win. A three-star recruit by 247Sports and Rivals, Crowl had a standout senior season at Eastview High School where he was a finalist for Minnesota Mr. Basketball finalist. One of the most decorated players in Eastview history, Crowl finished his prep career as the school’s all-time leading scorer (1,747 pts), rebounder (832 reb) and shot blocker (103 blk). The 6-foot-9 forward also set Eastview school records for career field-goal percentage (59% FG), rebounds in a season (332), rebounds in a game (19) and single-game field-goal percentage (90% FG). As a senior, he averaged 26.7 points and 12 rebounds per game, while also leading his team in assists (4.3 per contest). Crowl played travel basketball for D1 Minnesota, the same program as current Badger teammate Tyler Wahl.

HONORS

- Three-star recruit (247 Sports and Rivals)
- First-team South Suburban All-Conference 2019
- Section 3AAAA Player of the Year 2019
- 2020 Mr. Minnesota Basketball finalist

TOP SEASON PERFORMANCES

- ST. FRANCIS BKN (11/9/21): Recorded a near double-double in his first career start, finishing with 11 points, 8 rebounds and 1 block.

SEASON HIGHS

POINTS: 18 vs. Green Bay (11/12/21)  
FIELD GOALS: 7 vs. Green Bay (11/12/21)  
FG ATTEMPTS: 11 vs. Green Bay (11/12/21)  
3-POINT FGS: 2 vs. Green Bay (11/12/21)  
3-POINT FGAS: 4 (2x) MR vs. Providence (11/15/21)  
FREE THROWS: 3 vs. St. Francis Bkn (11/9/21)  
FT ATTEMPTS: 3 vs. St. Francis Bkn (11/9/21)  
REBOUNDS: 8 vs. St. Francis Bkn (11/9/21)  
ASSISTS: 2 vs. Providence (11/15/21)  
BLOCKS: 1 vs. St. Francis Bkn (11/9/21)  
STEALS: --  
MINUTES: 23 vs. Providence (11/15/21)

CAREER HIGHS

POINTS: 18 vs. Green Bay (11/12/21)  
FIELD GOALS: 7 vs. Green Bay (11/12/21)  
FG ATTEMPTS: 11 vs. Green Bay (11/12/21)  
3-POINT FGS: 2 vs. Green Bay (11/12/21)  
3-POINT FGAS: 4 (2x) MR vs. Providence (11/15/21)  
FREE THROWS: 3 vs. St. Francis Bkn (11/9/21)  
FT ATTEMPTS: 3 vs. St. Francis Bkn (11/9/21)  
REBOUNDS: 8 vs. St. Francis Bkn (11/9/21)  
ASSISTS: 2 vs. Providence (11/15/21)  
BLOCKS: 1 (2x) MR vs. St. Francis Bkn (11/9/21)  
STEALS: --  
MINUTES: 23 vs. Providence (11/15/21)

GAME-BY-GAME STATISTICS

Opponent	Date	gs	min	Total		3-Pointers		Free throws		Rebounds				pf	a	t/o	blk	stl	pts	avg	
				fg-fga	pct	3fg-fga	pct	ft-fa	pct	off	def	tot	avg								
ST. FRANCIS BROOKLYN	11/09/21	*	19	4-9	.444	0-1	.000	3-3	1.000	3	5	8	8.0	0	0	2	1	0	11	11.0	
GREEN BAY	11/12/21	*	22	7-11	.636	2-4	.500	2-2	1.000	3	4	7	7.5	0	0	0	0	0	18	14.5	
PROVIDENCE	11/15/21	*	23	1-10	.100	0-4	.000	2-2	1.000	0	4	4	6.3	2	2	1	0	0	4	11.0	
Totals			3	64	12-30	.400	2-9	.222	7-7	1.000	6	13	19	6.3	2	2	3	1	0	33	11.0

Games played: 3  
Minutes/game: 21.3  
Points/game: 11.0  
FG Pct: 40.0  
3FG Pct: 22.2  
FT Pct: 100.0

Rebounds/game: 6.3  
Assists/game: 0.7  
Turnovers/game: 1.0  
Assist/turnover ratio: 0.7  
Blocks/game: 0.3

CAREER STATISTICS

Overall				3-Point				Rebounding											
Year	GP-GS	Min/Avg	FG-FGA	Pct	FG-FGA	Pct	FT-FTA	Pct	Off-Def	Tot	Avg	PF-FO	Ast	TO	Blk	Stl	Pts/Avg		
2020-21	12-0	39/3.3	4-8	.500	0-1	.000	0-0	---	4-5	9	0.8	9-0	2	3	1	0	8/0.7		
2021-22	3-3	65/21.7	12-30	.400	2-9	.222	7-7	1.000	6-13	19	6.3	2-0	2	3	1	0	33/11.0		
Total	15-3	104/6.9	16-38	.421	2-10	.200	7-7	1.000	10-18	28	1.9	11-0	4	6	2	0	41/2.7		

Conference				3-Point				Rebounding											
Year	GP-GS	Min/Avg	FG-FGA	Pct	FG-FGA	Pct	FT-FTA	Pct	Off-Def	Tot	Avg	PF-FO	Ast	TO	Blk	Stl	Pts/Avg		
2020-21	7-0	7/1.0	0-0	---	0-0	---	0-0	---	0-3	3	0.4	1-0	0	0	0	0	0/0.0		
2021-22	--	--	--	--	--	--	--	--	--	--	--	--	--	--	--	--	----		
Total	7-0	7/1.0	0-0	---	0-0	---	0-0	---	0-3	3	0.4	1-0	0	0	0	0	0/0.0		

23 | CHUCKY HEPBURN

Freshman | Forward | 6-2 | 211  
Omaha, Neb. | Bellevue West High School



Twitter: @ChuckyHepburn | Instagram: @chucky.hepburn

INDIVIDUAL BENCHMARKS		
	SEASON	CAREER
GP/GS:	3/3	3/3
10+ POINTS:	1	1
20+ POINTS:	0	0
3+ 3FGS:	0	0
2+ ASSISTS:	1	1
2+ STEALS:	1	1
LED UW IN PTS:	0	0
LED UW IN AST:	0	0

**GET TO KNOW CHUCKY**

Chucky Hepburn begins his first season as a Badger in 2021-22. The 6-foot-2 point guard from Omaha, Nebraska was a four-star recruit by ESPN and ranked as the No. 20 point guard in the nation. The 2020 Nebraska Gatorade Player of the Year, Hepburn averaged over 15 points, eight assists and five rebounds per game as a senior at Bellevue West. As a junior in 2020, Hepburn led Bellevue West to the Class A state championship, averaging 17.7 points, 6.1 assists, 4.6 rebounds and 3.1 steals per game that season. A three-time All-Metro First-Team honoree, Hepburn averaged over 18 points, 5 rebounds and 5 assists per game as a sophomore. Hepburn made four staright state appearances, advancing to the state title game his freshman, junior and senior seasons at Bellevue West. Off the court, Hepburn earned the "HomeSchool Papillion TeenService Award" and was a Special Olympics Volunteer Award winner.

- HONORS**
- Four-star high school recruit (ESPN)
  - No. 2 ranked 2021 prospect in Nebraska
  - 2020 Nebraska Gatorade Player of the Year
  - 2x First-Team All-Class All-State (2019, '20)
  - 2020 Nebraska Class A State Champion

**TOP SEASON PERFORMANCES**

- **ST. FRANCIS BKN (11/9/21):** First true freshman to start a season opener for UW since 2001, tallying 13 points, including 2-for-3 3FG shooting.

SEASON HIGHS			CAREER HIGHS		
POINTS:	13 vs. St. Francis Bkn (11/9/21)		POINTS:	13 vs. St. Francis Bkn (11/9/21)	
FIELD GOALS:	4 vs. St. Francis Bkn (11/9/21)		FIELD GOALS:	4 vs. St. Francis Bkn (11/9/21)	
FG ATTEMPTS:	8 vs. Providence (11/15/21)		FG ATTEMPTS:	8 vs. Providence (11/15/21)	
3-POINT FGS:	2 vs. St. Francis Bkn (11/9/21)		3-POINT FGS:	2 vs. St. Francis Bkn (11/9/21)	
3-POINT FGAS:	3 (3x) MR vs. Providence (11/15/21)		3-POINT FGAS:	3 (3x) MR vs. Providence (11/15/21)	
FREE THROWS:	3 vs. St. Francis Bkn (11/9/21)		FREE THROWS:	3 vs. St. Francis Bkn (11/9/21)	
FT ATTEMPTS:	4 vs. St. Francis Bkn (11/9/21)		FT ATTEMPTS:	4 vs. St. Francis Bkn (11/9/21)	
REBOUNDS:	3 vs. Providence (11/15/21)		REBOUNDS:	3 vs. Providence (11/15/21)	
ASSISTS:	2 vs. Providence (11/15/21)		ASSISTS:	2 vs. Providence (11/15/21)	
BLOCKS:	--		BLOCKS:	--	
STEALS:	4 vs. Green Bay (11/12/21)		STEALS:	4 vs. Green Bay (11/12/21)	
MINUTES:	36 vs. Providence (11/15/21)		MINUTES:	36 vs. Providence (11/15/21)	

# GAME-BY-GAME STATISTICS

Opponent	Date	gs	min	Total		3-Pointers		Free throws		Rebounds				pf	a	t/o	blk	stl	pts	avg
				fg-fga	pct	3fg-fga	pct	ft-fia	pct	off	def	tot	avg							
ST. FRANCIS BROOKLYN	11/09/21	*	24	4-7	.571	2-3	.667	3-4	.750	0	1	1	1.0	3	1	2	0	0	13	13.0
GREEN BAY	11/12/21	*	24	1-5	.200	1-3	.333	0-0	.000	0	2	2	1.5	1	1	1	0	4	3	8.0
PROVIDENCE	11/15/21	*	36	2-8	.250	0-3	.000	1-2	.500	1	2	3	2.0	3	2	1	0	1	5	7.0
Totals			84	7-20	.350	3-9	.333	4-6	.667	1	5	6	2.0	7	4	4	0	5	21	7.0

Games played: 3  
Minutes/game: 28.0  
Points/game: 7.0  
FG Pct: 35.0  
3FG Pct: 33.3  
FT Pct: 66.7

Rebounds/game: 2.0  
Assists/game: 1.3  
Turnovers/game: 1.3  
Assist/turnover ratio: 1.0  
Steals/game: 1.7

CAREER STATISTICS															
Overall				3-Point				Rebounding							
Year	GP-GS	Min/Avg	FG-FGA Pct	FG-FGA Pct	FT-FTA Pct	FT-FTA Pct	Off-Def Tot	Avg	Pf-FO	Ast	TO	Blk	Stl	Pts/Avg	
2021-22	3-3	83/27.7	7-20 .350	3-9 .333	4-6 .667	1-5 .6	2.0	7-0	4	4	0	5	21/7.0		
Total	3-3	83/27.7	7-20 .350	3-9 .333	4-6 .667	1-5 .6	2.0	7-0	4	4	0	5	21/7.0		
Conference				3-Point				Rebounding							
Year	GP-GS	Min/Avg	FG-FGA Pct	FG-FGA Pct	FT-FTA Pct	FT-FTA Pct	Off-Def Tot	Avg	Pf-FO	Ast	TO	Blk	Stl	Pts/Avg	
2021-22	--	--	--	--	--	--	--	--	--	--	--	--	--	----	
Total	0-0	0/0.0	0-0 ---	0-0 ---	0-0 ---	0-0 ---	0-0 0	0.0	0	0	0	0	0	0/0.0	



33 | CHRIS VOGT

Senior | Center | 7-0 | 257  
Mayfield, KY | Graves County (Cincinnati)



Twitter: @ChrisVogt33 | Instagram: @chrisvogt33

INDIVIDUAL BENCHMARKS

	SEASON	CAREER
GP/GS:	3/0	104/52
10+ POINTS:	0	26
20+ POINTS:	0	3
5+ REBOUNDS:	2	37
10+ REBOUNDS:	0	5
DOUBLE-DOUBLES:	0	4
2+ BLOCKS:	1	31
LED TEAM IN PTS:	0	6
LED TEAM IN REB:	1	13

GET TO KNOW CHRIS

Fifth-year senior transfer Chris Vogt joins the Wisconsin program after playing at Cincinnati last season. A 7-foot center from Mayfield, Kentucky, Vogt has played in 101 games over his four-year collegiate career, including starting 50 of 53 games at Cincinnati. As a junior in 2019-20, he averaged 11.0 points, 5.9 rebounds and 1.6 blocks per game, shooting a conference-leading 64.8 percent from the floor. Last season, Vogt started 21 of 23 games and averaged 5.0 points, 3.5 rebounds, 1.1 blocks, and 56 percent field goal shooting in 19.4 minutes per game. He ranked among the conference leaders in blocks (fifth) and offensive rebounds (15th). Vogt spent his freshman and sophomore seasons at Northern Kentucky, where he played 48 games.

HONORS

- 2019-20 AAC Regular Season Championship
- 2018-19 Horizon League Regular Season Champion
- 2017-18 Horizon League Regular Season Champion

TOP CAREER PERFORMANCES

- LIPSCOMB (12/2/20): Scored 12 points (6-7 FG) and hauled in 7 rebounds in the season opener. Played season-high 32 minutes
- SOUTH FLORIDA (12/16/20): Sparked the Bearcats offense with a season-high 13 points and added 4 rebounds, 3 assists, and 1 block.

SEASON HIGHS

POINTS: 4 vs. Green Bay (11/12/21)  
FIELD GOALS: 1 vs. St. Francis Bkn (11/9/21)  
FG ATTEMPTS: 3 vs. St. Francis Bkn (11/9/21)  
3-POINT FGS: --  
3-POINT FGAS: 1 vs. Green Bay (11/12/21)  
FREE THROWS: 4 vs. Green Bay (11/12/21)  
FT ATTEMPTS: 7 vs. UCF (2/14/21)\*  
REBOUNDS: 9 vs. St. Francis Bkn (11/9/21)  
ASSISTS: 1 (2x) MR vs. Providence (11/15/21)  
BLOCKS: 2 vs. St. Francis Bkn (11/9/21)  
STEALS: 1 vs. St. Francis Bkn (11/9/21)  
MINUTES: 17 vs. St. Francis Bkn (11/9/21)

CAREER HIGHS

POINTS: 21 (2x) MR at Tulane (1/4/20)\*  
FIELD GOALS: 9 (3x) MR at Tulane (1/4/20)\*  
FG ATTEMPTS: 13 vs. Green Bay (1/24/19)\*\*  
3-POINT FGS: --  
3-POINT FGAS: 1 vs. Green Bay (11/12/21)  
FREE THROWS: 8 at Temple (1/22/20)\*  
FT ATTEMPTS: 9 (2x) MR at Temple (1/22/20)\*  
REBOUNDS: 14 vs. Green Bay (1/24/19)\*\*  
ASSISTS: 4 vs. Furman (12/10/20)\*  
BLOCKS: 6 vs. Temple (2/12/21)\*  
STEALS: 3 (2x) MR vs. Memphis (2/28/21)\*  
MINUTES: 41 at UConn (2/9/20)\*

\*recorded at Cincinnati \*\*recorded at N Kentucky

GAME-BY-GAME STATISTICS

Opponent	Date	gs	min	Total		3-Pointers		Free throws		Rebounds			pf	a	t/o	blk	stl	pts	avg	
				fg-fga	pct	3fg-fga	pct	ft-fa	pct	off	def	tot								avg
ST. FRANCIS BROOKLYN	11/09/21	17	1-3	.333	0-0	.000	0-0	.000	2	7	9	9.0	2	1	0	2	1	2	2.0	
GREEN BAY	11/12/21	12	0-2	.000	0-1	.000	4-4	1.000	3	2	5	7.0	3	0	0	1	0	4	3.0	
PROVIDENCE	11/15/21	9	0-0	.000	0-0	.000	0-0	.000	0	1	1	5.0	3	1	0	1	0	0	2.0	
Totals		0	38	1-5	.200	0-1	.000	4-4	1.000	5	10	15	5.0	8	2	0	4	1	6	2.0

Games played: 3  
Minutes/game: 12.7  
Points/game: 2.0  
FG Pct: 20.0  
3FG Pct: 0.0  
FT Pct: 100.0  
Rebounds/game: 5.0  
Assists/game: 0.7  
Assist/turnover ratio: 99.9  
Steals/game: 0.3  
Blocks/game: 1.3

CAREER STATISTICS

Overall			3-Point						Rebounding									
Year	GP-GS	Min/Avg	FG-FGA	Pct	FG-FGA	Pct	FT-FTA	Pct	Off-Def	Tot	Avg	PF-FO	Ast	TO	Blk	Stl	Pts/Avg	
2017-18*	13-0	42/3.2	6-10	.600	---	---	2-6	.333	0-9	9	0.7	8-0	3	2	4	2	8/1.1	
2018-19*	35-2	450/12.9	64-111	.577	---	---	30-78	.385	47-82	129	3.7	87-0	20	36	42	10	158/4.5	
2019-20**	30-29	856/28.5	136-210	.648	---	---	58-101	.574	78-99	177	5.9	93-0	25	51	47	10	330/11.0	
2020-21**	23/21	447/19.4	47-84	.560	---	---	20-57	.351	35-46	81	3.5	73-0	25	28	25	5	114/5.0	
2021-22	3-0	38/12.7	1-5	.200	0-1	.000	4-4	1.000	5-10	15	5.0	8-0	2	0	4	1	6/3.0	
Total	103-52	1825/17.7	254-420	.605	0-1	.000	114-246	.463	165-246	411	4.0	269-0	75	117	122	28	622/6.0	

\*at Northern Kentucky \*\*at Cincinnati

Conference			3-Point						Rebounding										Pts/Avg
Year	GP-GS	Min/Avg	FG-FGA	Pct	FG-FGA	Pct	FT-FTA	Pct	Off-Def	Tot	Avg	PF-FO	Ast	TO	Blk	Stl			
2017-18*	7-0	11/1.6	1-1	1.000	---	---	---	---	0-2	2	0.3	2-0	1	1	3	0	2/0.3		
2018-19*	18-2	230/12.8	33-63	.524	---	---	14-35	.400	22-42	64	3.6	36-0	10	18	22	5	80/4.4		
2019-20**	18-17	523/29.1	74-118	.627	---	---	31-58	.534	45-50	95	5.3	59-0	14	35	31	8	179/9.9		
2020-21**	14-12	271/19.4	25-54	.463	---	---	19-47	.404	23-28	51	3.6	45-0	15	13	15	4	69/4.9		
2021-22	--	--	--	--	---	---	--	--	--	--	--	--	--	--	--	--	----		
Total	57-31	1035/18.2	133-236	.564	---	---	64-140	.457	90-122	212	3.7	142	40	67	71	17	330/5.8		

\*Horizon League \*\*American Athletic Conference

# 34 | BRAD DAVISON

Senior | Guard | 6-4 | 200

Maple Grove, Minn. | Maple Grove High School



Twitter: @braddavi34 | Instagram: @braddavison

## INDIVIDUAL BENCHMARKS

	SEASON	CAREER
GP/GS:	3/3	131/127
10+ POINTS:	2	7
20+ POINTS:	1	11
30+ POINTS:	0	2
3+ ASSISTS:	0	43
3+ STEALS:	1	14
LED UW IN PTS:	1	26
LED UW IN AST:	1	25

## GET TO KNOW BRAD

Fifth-year senior Brad Davison returns as a key team leader for Wisconsin, not only vocally, but also in terms of production on the court. The Maple Grove, Minnesota native has made over 100 career starts as a Badger, just the 12th player in school history to reach that milestone. UW's returning scoring leader, Davison averaged 10.0 points per game last year and shot a career-best 39.1 percent from 3-point range. Starting all 31 games last season, Davison had a masterful performance in the 2021 NCAA Tournament, scoring a game-high 29 points and leading the Badgers to an 85-62 win over North Carolina in the first round.

## HONORS

- 2018 Big Ten All-Freshman Team
- 2x Big Ten Freshman of the Week
- 3x Academic All-Big Ten (2019, '20, '21)

## CAREER

- Ranks 4th in school history with 126 career starts.
- Ranks 5th in school history with 83.1% career FT%.
- Ranks 12th in school history with 135 career steals.
- Ranks 5th in school history with 225 career 3FGs.
- Just the 12th Badger in school history to make 100 career starts (#100 vs. Louisville, 12/19/20).
- Became the 43rd player in UW history with 1,000 career points (the 20th to do so by junior season).
- Set UW freshman records for FT% (.818) + 3FGs (60)

## TOP 2020-21 PERFORMANCES

- **NEBRASKA (12/22/20):** Scored a team-high 15 points (3-5 3FG), and set a career high with 7 assists.
- **#23 LOUISVILLE (12/19/20):** Started his 100th career game at Wisconsin, finishing with 10 points (3-6 3FG), plus 4 assists (0 TOs) and 2 steals.
- **RHODE ISLAND (12/9/20):** Finished with a game-high 23 points (3-5 3FG), shooting 12-for-12 on FTs.

## SEASON HIGHS

POINTS: 25 vs. Providence (11/15/21)  
 FIELD GOALS: 7 vs. Providence (11/15/21)  
 FG ATTEMPTS: 17 vs. Providence (11/15/21)  
 3-POINT FGS: 3 vs. Providence (11/15/21)  
 3-POINT FGAS: 11 vs. Providence (11/15/21)  
 FREE THROWS: 8 vs. Providence (11/15/21)  
 FT ATTEMPTS: 10 vs. Providence (11/15/21)  
 REBOUNDS: 7 vs. Providence (11/15/21)  
 ASSISTS: 2 (2x) MR vs. Green Bay (11/12/21)  
 BLOCKS: --  
 STEALS: 3 vs. Providence (11/15/21)  
 MINUTES: 39 vs. Providence (11/15/21)

## CAREER HIGHS

POINTS: 30 (2x) MR at Nebraska (2/15/20)  
 FIELD GOALS: 11 at Nebraska (2/15/20)  
 FG ATTEMPTS: 19 vs. Michigan State (2/25/18)  
 3-POINT FGS: 8 at Nebraska (2/15/20)  
 3-POINT FGAS: 11 (2x) MR vs. Providence (11/15/21)  
 FREE THROWS: 12 vs. Rhode Island (12/9/20)  
 FT ATTEMPTS: 16 vs. Marquette (12/9/17)  
 REBOUNDS: 13 at Penn State (1/11/20)  
 ASSISTS: 7 vs. Nebraska (12/22/20)  
 BLOCKS: 1 (3x) MR vs. Mich. State (3/16/19)  
 STEALS: 5 vs. Illinois (2/27/21)  
 MINUTES: 44 vs. Minnesota (2/19/18)

## GAME-BY-GAME STATISTICS

Opponent	Date	gs	min	Total	fg-fga	pct	3fg-fga	pct	ft-fga	pct	Rebounds	off	def	tot	avg	pf	a	t/o	blk	stl	pts	avg
ST. FRANCIS BROOKLYN	11/09/21	*	23	3-8	.375	2-4	.500	0-1	.000	0	6	6	6.0	2	2	1	0	2	8	8.0		
GREEN BAY	11/12/21	*	24	5-8	.625	1-4	.250	4-4	1.000	2	1	3	4.5	2	2	1	0	1	15	11.5		
PROVIDENCE	11/15/21	*	39	7-17	.412	3-11	.273	8-10	.800	1	6	7	5.3	4	0	2	0	3	25	16.0		
Totals			3	86	15-33	.455	6-19	.316	12-15	.800	3	13	16	5.3	8	4	4	0	6	48	16.0	

Games played: 3  
 Minutes/game: 28.7  
 Points/game: 16.0  
 FG Pct: 45.5  
 3FG Pct: 31.6  
 FT Pct: 80.0

Rebounds/game: 5.3  
 Assists/game: 1.3  
 Turnovers/game: 1.3  
 Assist/turnover ratio: 1.0  
 Steals/game: 2.0

## CAREER STATISTICS

Overall	3-Point								Rebounding									
Year	GP-GS	Min/Avg	FG-FGA	Pct	FG-FGA	Pct	FT-FTA	Pct	Off-Def	Tot	Avg	PF-FO	Ast	TO	Blk	Stl	Pts/Avg	
2017-18	33-29	1028/31.2	124-306	.405	60-169	.355	90-110	.818	10-66	76	2.3	109-0	83	59	1	40	398/12.1	
2018-19	34-34	1096/32.2	115-299	.385	52-149	.349	76-94	.809	10-101	111	3.3	79-0	62	34	2	36	358/10.5	
2019-20	30-30	927/30.9	92-233	.395	47-131	.359	65-77	.844	16-113	129	4.3	73-0	56	27	0	23	296/9.9	
2020-21	31-31	960/31.0	91-264	.345	63-162	.389	66-76	.868	10-99	109	3.5	72-0	73	72	0	33	311/10.0	
2021-22	3-3	87/29.0	15-33	.455	6-19	.375	12-15	.800	3-13	16	5.3	8-0	4	4	0	6	48/16.0	
Total	131-127	4098/31.3	437-1135	.385	228-630	.362	309-372	.831	49-392	441	3.4	341-0	278	151	3	138	1411/10.8	

Conference	3-Point								Rebounding															
Year	GP-GS	Min/Avg	FG-FGA	Pct	FG-FGA	Pct	FT-FTA	Pct	Off-Def	Tot	Avg	PF-FO	Ast	TO	Blk	Stl	Pts/Avg							
2017-18	18-18	598/33.2	67-175	.383	34-96	.354	47-53	.887	5-41	46	2.6	64-0	51	41	1	19	215/11.9							
2018-19	20-20	667/33.4	72-186	.387	32-87	.368	39-51	.765	6-64	70	3.5	51-0	37	18	1	15	215/10.8							
2019-20	19-19	593/31.2	56-149	.376	32-87	.368	42-52	.808	9-76	85	4.5	47-0	31	15	0	11	186/9.8							
2020-21	20-20	636/31.8	54-178	.303	38-108	.352	28-34	.824	9-67	76	3.8	50-0	47	18	0	25	174/8.7							
2021-22	--	--	--	--	--	--	--	--	--	--	--	--	--	--	--	--	----							
Total	77-77	2494/32.4	249-688	.362	136-378	.360	156-190	.821	29-248	277	3.6	212-0	166	92	2	70	790/10.3							

# Individual Game by Game

## 2 | JORDAN DAVIS

Sophomore | Guard | 6-4 | 198  
La Crosse, Wis. | La Crosse Central High School

### GAME-BY-GAME STATISTICS

Opponent	Date	gs	min	Total		3-Pointers		Free throws		Rebounds				pf	a	t/o	blk	stl	pts	avg
				fg-fga	pct	3fg-fga	pct	ft-fia	pct	off	def	tot	avg							
ST. FRANCIS BROOKLYN	11/09/21	4		1-2	.500	1-2	.500	0-0	.000	0	0	0	0.0	0	0	1	0	0	3	3.0
GREEN BAY	11/12/21	7		2-2	1.000	0-0	.000	0-0	.000	1	1	2	1.0	2	0	1	0	1	4	3.5
PROVIDENCE	11/15/21	0		1-1	1.000	1-1	1.000	0-0	.000	0	0	0	0.7	0	0	0	0	0	3	3.3
Totals		0	11	4-5	.800	2-3	.667	0-0	.000	1	1	2	0.7	2	0	2	0	1	10	3.3

### CAREER STATISTICS

Overall				3-Point				Rebounding													
Year	GP-GS	Min/Avg	FG-FGA	Pct	FG-FGA	Pct	FT-FTA	Pct	Off-Def	Tot	Avg	PF-FO	Ast	TO	Blk	Stl	Pts/Avg				
2020-21	13-0	19/1.5	3-6	.500	2-5	.400	0-0	---	0-1	1	0.1	0-0	0	1	0	0	8/0.6				
2021-22	3-0	11/3.7	4-5	.800	2-3	.667	0-0	---	1-1	2	0.7	2-0	0	2	0	1	10/3.3				
Total	16-0	30/1.9	7-11	.636	4-8	.500	0-0	---	1-2	3	0.2	2-0	0	3	0	1	18/1.1				

Conference				3-Point				Rebounding													
Year	GP-GS	Min/Avg	FG-FGA	Pct	FG-FGA	Pct	FT-FTA	Pct	Off-Def	Tot	Avg	PF-FO	Ast	TO	Blk	Stl	Pts/Avg				
2020-21	8-0	9/1.1	1-4	.250	0-3	.000	0-0	---	0-1	1	0.1	0-0	0	1	0	0	2/0.3				
2021-22	---	---/---	---	---	---	---	---	---	---	---	---	---	---	---	---	---	---/---				
Total	8-0	9/1.1	1-4	.250	0-3	.000	0-0	---	0-1	1	0.1	0-0	0	1	0	0	2/0.3				

### SEASON HIGHS

POINTS: 4 vs. Green Bay (11/12/21)  
FIELD GOALS: 2 vs. Green Bay (11/12/21)  
FG ATTEMPTS: 2 (2x) MR vs. Green Bay (11/12/21)  
3-POINT FGS: 1 (2x) MR vs. Providence (11/15/21)  
3-POINT FGAS: 2 vs. St. Francis Bkn (11/9/21)  
FREE THROWS: --  
FT ATTEMPTS: --  
REBOUNDS: 2 vs. Green Bay (11/12/21)  
ASSISTS: --  
BLOCKS: --  
STEALS: 1 vs. Green Bay (11/12/21)  
MINUTES: 4 vs. St. Francis Bkn (11/9/21)

### CAREER HIGHS

POINTS: 4 vs. Green Bay (11/12/21)  
FIELD GOALS: 2 vs. Green Bay (11/12/21)  
FG ATTEMPTS: 3 at Michigan (1/12/21)  
3-POINT FGS: 1 (4x) MR vs. Providence (11/15/21)  
3-POINT FGAS: 2 (2x) MR vs. St. Francis Bkn (11/9/21)  
FREE THROWS: --  
FT ATTEMPTS: --  
REBOUNDS: 2 vs. Green Bay (11/12/21)  
ASSISTS: --  
BLOCKS: --  
STEALS: 1 vs. Green Bay (11/12/21)  
MINUTES: 4 (2x) MR vs. St. Francis Bkn (11/9/21)

## 4 | CARTER HIGGINBOTTOM

Junior | Guard | 6-0 | 193  
Chicago, Ill. | St. Ignatius High School

### GAME-BY-GAME STATISTICS

Opponent	Date	gs	min	Total		3-Pointers		Free throws		Rebounds				pf	a	t/o	blk	stl	pts	avg
				fg-fga	pct	3fg-fga	pct	ft-fia	pct	off	def	tot	avg							
ST. FRANCIS BROOKLYN	11/09/21	1		0-0	.000	0-0	.000	0-0	.000	0	0	0	0.0	0	0	1	0	0	0	0.0
GREEN BAY	11/12/21	2		0-0	.000	0-0	.000	0-0	.000	0	0	0	0.0	0	0	0	0	0	0	0.0
Totals		0	3	0-0	.000	0-0	.000	0-0	.000	0	0	0	0.0	0	0	1	0	0	0	0.0

### CAREER STATISTICS

Overall				3-Point				Rebounding													
Year	GP-GS	Min/Avg	FG-FGA	Pct	FG-FGA	Pct	FT-FTA	Pct	Off-Def	Tot	Avg	PF-FO	Ast	TO	Blk	Stl	Pts/Avg				
2018-19																		REDSHIRT SEASON			
2019-20	9-0	9/1.0	0-1	.000	0-0	---	---	---	0-1	1	0.1	0-0	0	1	0	0	0/0.0				
2020-21	9-0	10/1.1	0-4	.000	0-0	---	0-2	.000	0-0	0	---	1-0	1	2	0	1	0/0.0				
2021-22	2-0	3/1.5	---	---	---	---	---	---	0	0	---	---	---	1	---	---	---				
Total	20-0	22/1.1	0-5	.000	0-0	---	0-2	.000	0-1	1	0.1	1-0	1	4	0	1	0/0.0				

Conference				3-Point				Rebounding													
Year	GP-GS	Min/Avg	FG-FGA	Pct	FG-FGA	Pct	FT-FTA	Pct	Off-Def	Tot	Avg	PF-FO	Ast	TO	Blk	Stl	Pts/Avg				
2018-19																		REDSHIRT SEASON			
2019-20	4-0	4/1.0	0-1	.000	0-0	---	0-0	---	0-0	0	0.0	0-0	0	0	0	0	0/0.0				
2020-21	4-0	5/1.3	0-1	.000	0-0	---	0-2	.000	0-0	0	0.0	1-0	0	1	0	0	0/0.0				
2021-22	---	---/---	---	---	---	---	---	---	---	---	---	---	---	---	---	---	---				
Total	8-0	9/1.1	0-2	.000	0-0	---	0-2	.000	0-0	0	0.0	1	0	1	0	0	0/0.0				

### SEASON HIGHS

POINTS: --  
FIELD GOALS: --  
FG ATTEMPTS: --  
3-POINT FGS: --  
3-POINT FGAS: --  
FREE THROWS: --  
FT ATTEMPTS: --  
REBOUNDS: --  
ASSISTS: --  
BLOCKS: --  
STEALS: --  
MINUTES: 2 vs. St. Francis Bkn (11/9/21)

### CAREER HIGHS

POINTS: --  
FIELD GOALS: --  
FG ATTEMPTS: 1 (5x) MR vs. Penn State (2/2/21)  
3-POINT FGS: --  
3-POINT FGAS: --  
FREE THROWS: --  
FT ATTEMPTS: 2 at Nebraska (2/10/21)  
REBOUNDS: 1 vs. Milwaukee (12/21/19)  
ASSISTS: 1 vs. Green Bay (12/1/20)  
BLOCKS: --  
STEALS: 1 vs. North Carolina (3/19/21)  
MINUTES: 2 (4x) MR vs. Green Bay (11/12/21)

Individual Game by Game

10 | ISAAC LINDSEY

Sophomore | Guard | 6-4 | 184  
Mineral Point, Wis. | Mineral Point High School (UNLV)

GAME-BY-GAME STATISTICS

Opponent	Date	gs	min	Total		3-Pointers		Free throws		Rebounds				pf	a	t/o	blk	stl	pts	avg
				fg-fga	pct	3fg-fga	pct	ft-fa	pct	off	def	tot	avg							
ST. FRANCIS BROOKLYN	11/09/21	2		0-0	.000	0-0	.000	0-0	.000	0	0	0	0.0	0	0	0	0	0	0	0.0
GREEN BAY	11/12/21	4		0-1	.000	0-0	.000	0-0	.000	0	0	0	0.0	0	0	0	0	0	0	0.0
Totals		0	6	0-1	.000	0-0	.000	0-0	.000	0	0	0	0.0	0	0	0	0	0	0	0.0

CAREER STATISTICS

Overall				3-Point				Rebounding												Pts/Avg
Year	GP-GS	Min/Avg	FG-FGA	Pct	FG-FGA	Pct	FT-FTA	Pct	Off-Def	Tot	Avg	PF-FO	Ast	TO	Blk	Stl				
2021-22	2-0	6/3.0	0-1	.000	---	---	---	---	---	---	---	---	---	---	---	---	---			
Total	2-0	6/3.0	0-1	.000	---	---	---	---	---	---	---	---	---	---	---	---	---			

Conference				3-Point				Rebounding												Pts/Avg
Year	GP-GS	Min/Avg	FG-FGA	Pct	FG-FGA	Pct	FT-FTA	Pct	Off-Def	Tot	Avg	PF-FO	Ast	TO	Blk	Stl				
2021-22	---	---	---	---	---	---	---	---	---	---	---	---	---	---	---	---	---			
Total	---	---	---	---	---	---	---	---	---	---	---	---	---	---	---	---	---			

SEASON HIGHS

POINTS: --  
FIELD GOALS: --  
FG ATTEMPTS: 1 vs. Green Bay (11/12/21)  
3-POINT FGS: --  
3-POINT FGAS: --  
FREE THROWS: --  
FT ATTEMPTS: --  
REBOUNDS: --  
ASSISTS: --  
BLOCKS: --  
STEALS: --  
MINUTES: 4 vs. Green Bay (11/12/21)

CAREER HIGHS

POINTS: --  
FIELD GOALS: --  
FG ATTEMPTS: 1 vs. Green Bay (11/12/21)  
3-POINT FGS: --  
3-POINT FGAS: --  
FREE THROWS: --  
FT ATTEMPTS: --  
REBOUNDS: --  
ASSISTS: --  
BLOCKS: --  
STEALS: --  
MINUTES: 4 vs. Green Bay (11/12/21)

11 | LORNE BOWMAN II

Freshman | Guard | 6-2 | 210  
Detroit, Mich. | St. Mary's High School

GAME-BY-GAME STATISTICS

Opponent	Date	gs	min	Total		3-Pointers		Free throws		Rebounds				pf	a	t/o	blk	stl	pts	avg
				fg-fga	pct	3fg-fga	pct	ft-fa	pct	off	def	tot	avg							
ST. FRANCIS BROOKLYN	11/09/21	15		3-7	.429	3-4	.750	0-0	.000	2	2	4	4.0	0	1	1	0	0	9	9.0
GREEN BAY	11/12/21	15		1-3	.333	1-2	.500	0-0	.000	0	1	1	2.5	4	1	1	0	3	3	6.0
PROVIDENCE	11/15/21	11		1-3	.333	1-2	.500	0-0	.000	0	0	0	1.7	1	0	1	0	0	3	5.0
Totals		0	41	5-13	.385	5-8	.625	0-0	.000	2	3	5	1.7	5	2	3	0	3	15	5.0

CAREER STATISTICS

Overall				3-Point				Rebounding											
Year	GP-GS	Min/Avg	FG-FGA	Pct	FG-FGA	Pct	FT-FTA	Pct	Off-Def	Tot	Avg	PF-FO	Ast	TO	Blk	Stl	Pts/Avg		
2021-22	3-0	41/13.7	5-13	.385	5-8	.625	0-0	---	2-3	5	1.7	5-0	2	3	0	3	15/5.0		
Total	3-0	41/13.7	5-13	.385	5-8	.625	0-0	---	2-3	5	1.7	5-0	2	3	0	3	15/5.0		

Conference				3-Point				Rebounding											
Year	GP-GS	Min/Avg	FG-FGA	Pct	FG-FGA	Pct	FT-FTA	Pct	Off-Def	Tot	Avg	PF-FO	Ast	TO	Blk	Stl	Pts/Avg		
2021-22	---	---	---	---	---	---	---	---	---	---	---	---	---	---	---	---	---		
Total	---	---	---	---	---	---	---	---	---	---	---	---	---	---	---	---	---		

SEASON HIGHS

POINTS: 9 vs. St. Francis Bkn (11/9/21)  
FIELD GOALS: 3 vs. St. Francis Bkn (11/9/21)  
FG ATTEMPTS: 7 vs. St. Francis Bkn (11/9/21)  
3-POINT FGS: 3 vs. St. Francis Bkn (11/9/21)  
3-POINT FGAS: 4 vs. St. Francis Bkn (11/9/21)  
FREE THROWS: --  
FT ATTEMPTS: --  
REBOUNDS: 4 vs. St. Francis Bkn (11/9/21)  
ASSISTS: 1 (2x) MR vs. Green Bay (11/12/21)  
BLOCKS: --  
STEALS: --  
MINUTES: 15 vs. St. Francis Bkn (11/9/21)

CAREER HIGHS

POINTS: 9 vs. St. Francis Bkn (11/9/21)  
FIELD GOALS: 3 vs. St. Francis Bkn (11/9/21)  
FG ATTEMPTS: 7 vs. St. Francis Bkn (11/9/21)  
3-POINT FGS: 3 vs. St. Francis Bkn (11/9/21)  
3-POINT FGAS: 4 vs. St. Francis Bkn (11/9/21)  
FREE THROWS: --  
FT ATTEMPTS: --  
REBOUNDS: 4 vs. St. Francis Bkn (11/9/21)  
ASSISTS: 1 (2x) MR vs. Green Bay (11/12/21)  
BLOCKS: --  
STEALS: --  
MINUTES: 15 (2x) MR vs. Green Bay



# Individual Game by Game

## 13 | JUSTIN TAPHORN

Freshman | Guard | 6-5 | 198  
Pekin, Ill. | Pekin High School

### GAME-BY-GAME STATISTICS

Opponent	Date	gs	min	Total		3-Pointers		Free throws		Rebounds				pf	a	t/o	blk	stl	pts	avg
				fg-fga	pct	3fg-fga	pct	ft-fa	pct	off	def	tot	avg							
ST. FRANCIS BROOKLYN	11/09/21	1		0-0	.000	0-0	.000	0-0	.000	0	0	0	0.0	0	0	0	0	0	0	0.0
GREEN BAY	11/12/21	2		0-0	.000	0-0	.000	0-0	.000	0	0	0	0.0	0	0	0	0	0	0	0.0
Totals		0	3	0-0	.000	0-0	.000	0-0	.000	0	0	0	0.0	0	0	0	0	0	0	0.0

### CAREER STATISTICS

Overall		3-Point				Rebounding														
Year	GP-GS	Min/Avg	FG-FGA	Pct	FG-FGA	Pct	FT-FTA	Pct	Off-Def	Tot	Avg	PF-FO	Ast	TO	Blk	Stl	Pts/Avg			
2020-21	6-0	8/1.3	0-1	.000	0-1	.000	---	---	0-0	0	---	0-0	0	1	0	0	0/0.0			
2021-22	2-0	3/1.5	0-0	.000	0-0	.000	---	---	0-0	0	---	0-0	0	0	0	0	0/0.0			
Total	8-0	11/1.4	0-1	.000	0-1	.000	---	---	0-0	0	---	0-0	0	1	0	0	0/0.0			

Overall		3-Point				Rebounding														
Year	GP-GS	Min/Avg	FG-FGA	Pct	FG-FGA	Pct	FT-FTA	Pct	Off-Def	Tot	Avg	PF-FO	Ast	TO	Blk	Stl	Pts/Avg			
2020-21	2-0	2/1.0	0-0	---	0-0	---	0-0	---	0-0	0	0.0	0-0	0	0	0	0	0/0.0			
2021-22	---	---	---	---	---	---	---	---	---	---	---	---	---	---	---	---	---/---			
Total	2-0	2/1.0	0-0	---	0-0	---	0-0	---	0-0	0	0.0	0-0	0	0	0	0	0/0.0			

### SEASON HIGHS

POINTS: --  
FIELD GOALS: --  
FG ATTEMPTS: --  
3-POINT FGS: --  
3-POINT FGAS: --  
FREE THROWS: --  
FT ATTEMPTS: --  
REBOUNDS: --  
ASSISTS: --  
BLOCKS: --  
STEALS: --  
MINUTES: 2 vs. Green Bay (11/12/21)

### CAREER HIGHS

POINTS: --  
FIELD GOALS: --  
FG ATTEMPTS: 1 vs. Green Bay (12/1/20)  
3-POINT FGS: --  
3-POINT FGAS: 1 vs. Green Bay (12/1/20)  
FREE THROWS: --  
FT ATTEMPTS: --  
REBOUNDS: --  
ASSISTS: --  
BLOCKS: --  
STEALS: --  
MINUTES: 2 vs. Green Bay (11/12/21)

## 14 | CARTER GILMORE

Freshman | Forward | 6-7 | 215  
Hartland, Wis. | Arrowhead High School

### GAME-BY-GAME STATISTICS

Opponent	Date	gs	min	Total		3-Pointers		Free throws		Rebounds				pf	a	t/o	blk	stl	pts	avg
				fg-fga	pct	3fg-fga	pct	ft-fa	pct	off	def	tot	avg							
ST. FRANCIS BROOKLYN	11/09/21	7	2-2	1.000	0-0	.000	1-2	.500	0	1	1	1.0	0	1	0	1	1	1	5	5.0
GREEN BAY	11/12/21	14	0-4	.000	0-1	.000	0-0	.000	2	3	5	3.0	0	0	1	2	0	0	2.5	
PROVIDENCE	11/15/21	25	0-3	.000	0-1	.000	0-0	.000	0	5	5	3.7	2	0	0	0	0	0	1.7	
Totals		0	46	2-9	.222	0-2	.000	1-2	.500	2	9	11	3.7	2	1	1	3	1	5	1.7

### CAREER STATISTICS

Overall		3-Point				Rebounding														
Year	GP-GS	Min/Avg	FG-FGA	Pct	FG-FGA	Pct	FT-FTA	Pct	Off-Def	Tot	Avg	PF-FO	Ast	TO	Blk	Stl	Pts/Avg			
2020-21	9-0	17/1.9	1-5	.200	0-4	.000	0-0	.000	0-3	3	0.3	2-0	0	0	0	0	2/0.2			
2021-22	3-0	46/15.3	2-9	.222	0-2	.000	1-2	.500	2-9	11	3.7	2-0	1	1	3	1	5/1.7			
Total	12-0	63/5.3	3-14	.214	0-6	.000	1-2	.500	2-12	14	1.2	4-0	1	1	3	1	7/0.6			

Overall		3-Point				Rebounding														
Year	GP-GS	Min/Avg	FG-FGA	Pct	FG-FGA	Pct	FT-FTA	Pct	Off-Def	Tot	Avg	PF-FO	Ast	TO	Blk	Stl	Pts/Avg			
2020-21	4-0	8/2.0	0-2	.000	0-2	.000	0-0	---	0-1	1	0.3	1-0	0	0	0	0	0/0.0			
2021-22	---	---	---	---	---	---	---	---	---	---	---	---	---	---	---	---	---/---			
Total	4-0	8/2.0	0-0	---	0-0	---	0-0	---	0-0	0	0.0	0-0	0	0	0	0	0/0.0			

### SEASON HIGHS

POINTS: 5 vs. St. Francis Bkn (11/9/21)  
FIELD GOALS: 2 vs. St. Francis Bkn (11/9/21)  
FG ATTEMPTS: 3 vs. Providence (11/15/21)  
3-POINT FGS: --  
3-POINT FGAS: 1 vs. Providence (11/15/21)  
FREE THROWS: 1 vs. St. Francis Bkn (11/9/21)  
FT ATTEMPTS: 2 vs. St. Francis Bkn (11/9/21)  
REBOUNDS: 5 vs. Providence (11/15/21)  
ASSISTS: 1 vs. St. Francis Bkn (11/9/21)  
BLOCKS: --  
STEALS: 1 vs. St. Francis Bkn (11/9/21)  
MINUTES: 25 vs. Providence (11/15/21)

### CAREER HIGHS

POINTS: 5 vs. St. Francis Bkn (11/9/21)  
FIELD GOALS: 2 vs. St. Francis Bkn (11/9/21)  
FG ATTEMPTS: 3 vs. Providence (11/15/21)  
3-POINT FGS: --  
3-POINT FGAS: 2 at Northwestern (2/21/21)  
FREE THROWS: 1 vs. St. Francis Bkn (11/9/21)  
FT ATTEMPTS: 2 vs. St. Francis Bkn (11/9/21)  
REBOUNDS: 5 vs. Providence (11/15/21)  
ASSISTS: 1 vs. St. Francis Bkn (11/9/21)  
BLOCKS: --  
STEALS: 1 vs. St. Francis Bkn (11/9/21)  
MINUTES: 25 vs. Providence (11/15/21)

# Individual Game by Game

## 35 | MARKUS ILVER

Freshman | Forward | 6-8 | 247  
Tallinn, Estonia | Western Reserve Academy

### GAME-BY-GAME STATISTICS

Opponent	Date	gs	min	Total		3-Pointers		Free throws		Rebounds				pf	a	tlo	blk	stl	pts	avg
				fg-fga	pct	3fg-fga	pct	ft-fia	pct	off	def	tot	avg							
ST. FRANCIS BROOKLYN	11/09/21	7		1-2	.500	0-1	.000	0-0	.000	0	0	0	0.0	1	0	0	0	0	2	2.0
GREEN BAY	11/12/21	11		0-4	.000	0-2	.000	3-4	.750	1	3	4	2.0	4	0	1	0	0	3	2.5
PROVIDENCE	11/15/21	2		0-0	.000	0-0	.000	0-0	.000	0	0	0	1.3	0	0	0	0	0	0	1.7
Totals		0	20	1-6	.167	0-3	.000	3-4	.750	1	3	4	1.3	5	0	1	0	0	5	1.7

### CAREER STATISTICS

Overall		3-Point								Rebounding										
Year	GP-GS	Min/Avg	FG-FGA	Pct	FG-FGA	Pct	FT-FTA	Pct	Off-Def	Tot	Avg	PF-FO	Ast	TO	Blk	Stl	Pts/Avg			
2021-22	3-0	19/6.3	1-6	.167	0-3	.000	3-4	.750	1-3	4	1.3	5-0	0	1	0	0	5/1.7			
Total	3-0	19/6.3	1-6	.167	0-3	.000	3-4	.750	1-3	4	1.3	5-0	0	1	0	0	5/1.7			

Conference		3-Point								Rebounding										
Year	GP-GS	Min/Avg	FG-FGA	Pct	FG-FGA	Pct	FT-FTA	Pct	Off-Def	Tot	Avg	PF-FO	Ast	TO	Blk	Stl	Pts/Avg			
2021-22	---	---/---	---	---	---	---	---	---	---	---	---	---	---	---	---	---	---/---			
Total	---	---/---	---	---	---	---	---	---	---	---	---	---	---	---	---	---	---/---			

### SEASON HIGHS

POINTS: 3 vs. Green Bay (11/12/21)  
FIELD GOALS: 1 vs. St. Francis Bkn (11/9/21)  
FG ATTEMPTS: 4 vs. Green Bay (11/12/21)  
3-POINT FGS: --  
3-POINT FGAS: 2 vs. Green Bay (11/12/21)  
FREE THROWS: 3 vs. Green Bay (11/12/21)  
FT ATTEMPTS: 4 vs. Green Bay (11/12/21)  
REBOUNDS: 4 vs. Green Bay (11/12/21)  
ASSISTS: --  
BLOCKS: --  
STEALS: --  
MINUTES: 11 vs. Green Bay (11/12/21)

### CAREER HIGHS

POINTS: 3 vs. Green Bay (11/12/21)  
FIELD GOALS: 1 vs. St. Francis Bkn (11/9/21)  
FG ATTEMPTS: 4 vs. Green Bay (11/12/21)  
3-POINT FGS: --  
3-POINT FGAS: 2 vs. Green Bay (11/12/21)  
FREE THROWS: 3 vs. Green Bay (11/12/21)  
FT ATTEMPTS: 4 vs. Green Bay (11/12/21)  
REBOUNDS: 4 vs. Green Bay (11/12/21)  
ASSISTS: --  
BLOCKS: --  
STEALS: --  
MINUTES: 11 vs. Green Bay (11/12/21)

# SEASON STATISTICS

Updated Through November 15, 2021

RECORD:	OVERALL	HOME	AWAY	NEUTRAL
ALL GAMES	2-1	2-1	0-0	0-0
CONFERENCE	0-0	0-0	0-0	0-0
NON-CONFERENCE	2-1	2-1	0-0	0-0

##	Player	gp-gs	min	avg	Total		3-Point		F-Throw		Rebounds				pf dq		a		to blk		pts	avg
					fg-fga	fg%	3fg-fga	3fg%	ft-fa	ft%	off	def	tot	avg	pf	dq	a	to	blk	stl		
34	Brad Davison	3-3	86	28.7	15-33	.455	6-19	.316	12-15	.800	3	13	16	5.3	8	0	4	4	0	6	48	16.0
01	Johnny Davis	2-2	51	25.5	11-31	.355	2-9	.222	6-8	.750	3	5	8	4.0	1	0	7	0	1	3	30	15.0
22	Steven Crowl	3-3	64	21.3	12-30	.400	2-9	.222	7-7	1.000	6	13	19	6.3	2	0	2	3	1	0	33	11.0
05	Tyler Wahl	3-3	73	24.3	9-17	.529	0-3	.000	5-7	.714	5	9	14	4.7	7	0	3	4	4	0	23	7.7
23	Chucky Hepburn	3-3	84	28.0	7-20	.350	3-9	.333	4-6	.667	1	5	6	2.0	7	0	4	4	0	5	21	7.0
11	Lorne Bowman II	3-0	41	13.7	5-13	.385	5-8	.625	0-0	.000	2	3	5	1.7	5	0	2	3	0	3	15	5.0
00	Jahcobi Neath	1-0	18	18.0	1-5	.200	0-0	.000	2-2	1.000	2	0	2	2.0	0	0	0	1	0	0	4	4.0
20	Ben Carlson	3-1	56	18.7	5-16	.313	0-4	.000	1-1	1.000	5	10	15	5.0	0	0	1	1	1	0	11	3.7
02	Jordan Davis	3-0	11	3.7	4-5	.800	2-3	.667	0-0	.000	1	1	2	0.7	2	0	0	2	0	1	10	3.3
33	Chris Vogt	3-0	38	12.7	1-5	.200	0-1	.000	4-4	1.000	5	10	15	5.0	8	0	2	0	4	1	6	2.0
35	Markus Ilver	3-0	20	6.7	1-6	.167	0-3	.000	3-4	.750	1	3	4	1.3	5	0	0	1	0	0	5	1.7
14	Carter Gilmore	3-0	46	15.3	2-9	.222	0-2	.000	1-2	.500	2	9	11	3.7	2	0	1	1	3	1	5	1.7
13	Justin Taphorn	2-0	3	1.5	0-0	.000	0-0	.000	0-0	.000	0	0	0	0.0	0	0	0	0	0	0	0	0.0
10	Isaac Lindsey	2-0	6	3.0	0-1	.000	0-0	.000	0-0	.000	0	0	0	0.0	0	0	0	0	0	0	0	0.0
04	Carter Higginbottom	2-0	3	1.5	0-0	.000	0-0	.000	0-0	.000	0	0	0	0.0	0	0	0	1	0	0	0	0.0
Team											8	8	16					1				
Total.....		3	600		73-191	.382	20-70	.286	45-56	.804	44	89	133	44.3	47	0	26	26	14	20	211	70.3
Opponents.....		3	600		59-168	.351	16-59	.271	21-38	.553	27	79	106	35.3	53	1	22	40	14	14	155	51.7

TEAM STATISTICS	WIS	OPP
SCORING	211	155
Points per game	70.3	51.7
Scoring margin	+18.7	-
FIELD GOALS-ATT	73-191	59-168
Field goal pct	.382	.351
3 POINT FG-ATT	20-70	16-59
3-point FG pct	.286	.271
3-pt FG made per game	6.7	5.3
FREE THROWS-ATT	45-56	21-38
Free throw pct	.804	.553
F-Throws made per game	15.0	7.0
REBOUNDS	133	106
Rebounds per game	44.3	35.3
Rebounding margin	+9.0	-
ASSISTS	26	22
Assists per game	8.7	7.3
TURNOVERS	26	40
Turnovers per game	8.7	13.3
Turnover margin	+4.7	-
Assist/turnover ratio	1.0	0.6
STEALS	20	14
Steals per game	6.7	4.7
BLOCKS	14	14
Blocks per game	4.7	4.7
ATTENDANCE	47513	0
Home games-Avg/Game	3-15838	0-0
Neutral site-Avg/Game	-	0-0

Date	Opponent		Score	Att.
11/09/21	ST. FRANCIS BROOKLYN	W	81-58	15735
11/12/21	GREEN BAY	W	72-34	16005
11/15/21	PROVIDENCE	L	58-63	15773

\* - Conference game

Score by Periods	1st	2nd	Totals
Wisconsin	104	107	211
Opponents	70	85	155

# HOME STATISTICS

Updated Through November 15, 2021

RECORD:	OVERALL	HOME	AWAY	NEUTRAL
ALL GAMES	2-1	2-1	0-0	0-0
CONFERENCE	0-0	0-0	0-0	0-0
NON-CONFERENCE	2-1	2-1	0-0	0-0

##	Player	gp-gs	min	avg	Total		3-Point		F-Throw		Rebounds				pf	dq	a	to	blk	stl	pts	avg
					fg-fga	fg%	3fg-fga	3fg%	ft-fa	ft%	off	def	tot	avg								
34	Brad Davison	3-3	86	28.7	15-33	.455	6-19	.316	12-15	.800	3	13	16	5.3	8	0	4	4	0	6	48	16.0
01	Johnny Davis	2-2	51	25.5	11-31	.355	2-9	.222	6-8	.750	3	5	8	4.0	1	0	7	0	1	3	30	15.0
22	Steven Crowl	3-3	64	21.3	12-30	.400	2-9	.222	7-7	1.000	6	13	19	6.3	2	0	2	3	1	0	33	11.0
05	Tyler Wahl	3-3	73	24.3	9-17	.529	0-3	.000	5-7	.714	5	9	14	4.7	7	0	3	4	4	0	23	7.7
23	Chucky Hepburn	3-3	84	28.0	7-20	.350	3-9	.333	4-6	.667	1	5	6	2.0	7	0	4	4	0	5	21	7.0
11	Lorne Bowman II	3-0	41	13.7	5-13	.385	5-8	.625	0-0	.000	2	3	5	1.7	5	0	2	3	0	3	15	5.0
00	Jahcobi Neath	1-0	18	18.0	1-5	.200	0-0	.000	2-2	1.000	2	0	2	2.0	0	0	0	1	0	0	4	4.0
20	Ben Carlson	3-1	56	18.7	5-16	.313	0-4	.000	1-1	1.000	5	10	15	5.0	0	0	1	1	1	0	11	3.7
02	Jordan Davis	3-0	11	3.7	4-5	.800	2-3	.667	0-0	.000	1	1	2	0.7	2	0	0	2	0	1	10	3.3
33	Chris Vogt	3-0	38	12.7	1-5	.200	0-1	.000	4-4	1.000	5	10	15	5.0	8	0	2	0	4	1	6	2.0
35	Markus Ilver	3-0	20	6.7	1-6	.167	0-3	.000	3-4	.750	1	3	4	1.3	5	0	0	1	0	0	5	1.7
14	Carter Gilmore	3-0	46	15.3	2-9	.222	0-2	.000	1-2	.500	2	9	11	3.7	2	0	1	1	3	1	5	1.7
13	Justin Taphorn	2-0	3	1.5	0-0	.000	0-0	.000	0-0	.000	0	0	0	0.0	0	0	0	0	0	0	0	0.0
10	Isaac Lindsey	2-0	6	3.0	0-1	.000	0-0	.000	0-0	.000	0	0	0	0.0	0	0	0	0	0	0	0	0.0
04	Carter Higginbottom	2-0	3	1.5	0-0	.000	0-0	.000	0-0	.000	0	0	0	0.0	0	0	0	1	0	0	0	0.0
Team											8	8	16					1				
Total.....		3	600		73-191	.382	20-70	.286	45-56	.804	44	89	133	44.3	47	0	26	26	14	20	211	70.3
Opponents.....		3	600		59-168	.351	16-59	.271	21-38	.553	27	79	106	35.3	53	1	22	40	14	14	155	51.7

## TEAM STATISTICS

	WIS	OPP
SCORING	211	155
Points per game	70.3	51.7
Scoring margin	+18.7	-
FIELD GOALS-ATT	73-191	59-168
Field goal pct	.382	.351
3 POINT FG-ATT	20-70	16-59
3-point FG pct	.286	.271
3-pt FG made per game	6.7	5.3
FREE THROWS-ATT	45-56	21-38
Free throw pct	.804	.553
F-Throws made per game	15.0	7.0
REBOUNDS	133	106
Rebounds per game	44.3	35.3
Rebounding margin	+9.0	-
ASSISTS	26	22
Assists per game	8.7	7.3
TURNOVERS	26	40
Turnovers per game	8.7	13.3
Turnover margin	+4.7	-
Assist/turnover ratio	1.0	0.6
STEALS	20	14
Steals per game	6.7	4.7
BLOCKS	14	14
Blocks per game	4.7	4.7
ATTENDANCE	47513	0
Home games-Avg/Game	3-15838	0-0
Neutral site-Avg/Game	-	0-0

## Date Opponent

Date	Opponent		Score	Att.
11/09/21	ST. FRANCIS BROOKLYN	W	81-58	15735
11/12/21	GREEN BAY	W	72-34	16005
11/15/21	PROVIDENCE	L	58-63	15773

\* - Conference game

## Score by Periods

	1st	2nd	Totals
Wisconsin	104	107	211
Opponents	70	85	155



GAME-BY-GAME STATISTICS

WISCONSIN

Opponent	Date	Score		Total		3-Pointers		Free throws		Rebounds				pf	a	t/o	blk	stl	pts	avg
				fg-fga	pct	3fg-fga	pct	ft-fta	pct	off	def	tot	avg							
ST. FRANCIS BROOKLYN	11/09/21	81-58	W	29-66	.439	10-22	.455	13-18	.722	15	33	48	48.0	10	12	12	4	6	81	81.0
GREEN BAY	11/12/21	72-34	W	24-64	.375	5-21	.238	19-21	.905	18	32	50	49.0	18	9	7	6	10	72	76.5
PROVIDENCE	11/15/21	58-63	L	20-61	.328	5-27	.185	13-17	.765	11	24	35	44.3	19	5	7	4	4	58	70.3
Wisconsin		211		73-191	.382	20-70	.286	45-56	.804	44	89	133	44.3	47	26	26	14	20	211	70.3
Opponents		155		59-168	.351	16-59	.271	21-38	.553	27	79	106	35.3	53	22	40	14	14	155	51.7

Games played: 3  
Points/game: 70.3  
FG Pct: 38.2  
3FG Pct: 28.6  
FT Pct: 80.4

Rebounds/game: 44.3  
Assists/game: 8.7  
Turnovers/game: 8.7  
Assist/turnover ratio: 1.0  
Steals/game: 6.7  
Blocks/game: 4.7

OPPONENT

Opponent	Date	Score		Total		3-Pointers		Free throws		Rebounds				pf	a	t/o	blk	stl	pts	avg
				fg-fga	pct	3fg-fga	pct	ft-fta	pct	off	def	tot	avg							
ST. FRANCIS BROOKLYN	11/09/21	81-58	W	25-63	.397	5-21	.238	3-4	.750	6	25	31	31.0	15	5	12	4	8	58	58.0
GREEN BAY	11/12/21	72-34	W	12-51	.235	3-16	.188	7-15	.467	9	22	31	31.0	20	6	13	4	3	34	46.0
PROVIDENCE	11/15/21	58-63	L	22-54	.407	8-22	.364	11-19	.579	12	32	44	35.3	18	11	15	6	3	63	51.7
Opponents		155		59-168	.351	16-59	.271	21-38	.553	27	79	106	35.3	53	22	40	14	14	155	51.7
Wisconsin		211		73-191	.382	20-70	.286	45-56	.804	44	89	133	44.3	47	26	26	14	20	211	70.3

Games played: 3  
Points/game: 51.7  
FG Pct: 35.1  
3FG Pct: 27.1  
FT Pct: 55.3

Rebounds/game: 35.3  
Assists/game: 7.3  
Turnovers/game: 13.3  
Assist/turnover ratio: 0.6  
Steals/game: 4.7  
Blocks/game: 4.7

**GAME 1: WISCONSIN 81, ST. FRANCIS BROOKLYN 58**

Nov. 9, 2021 • Madison, Wis. • Kohl Center



Official Basketball Box Score - Final  
**St. Francis Brooklyn at Wisconsin**  
 11/09/21 Kohl Center, Madison  
 2021-22 Men's Basketball

Game Time: 7:00 PM  
 Game Duration: 1:48  
 Attendance: 15,735

Officials: Rob Riley, Lamont Simpson, Michael Kilts (A.)

**St. Francis Brooklyn - 58**

Record: 0-4

NO.	Name	Min	FG M-A	3P M-A	FT M-A	Rebounds OR DR TOT	Fouls PF FD	TP	AS	TO	ST	Blocks BS BA	+/-	
1	Patrick Emilien	F 34:16	8-11	1-3	1-2	0 5 5	0 5	18	0	0	1	0	0	-20
12	Vuk Stevanic	F 19:20	1-3	0-1	0-0	1 1 2	0 1	2	0	0	0	2	0	-14
0	Tedrick Wilcox Jr.	G 12:13	1-3	1-2	0-0	2 2 4	0 0	3	0	0	1	0	0	-8
3	Rob Higgins	G 25:11	1-9	0-1	2-2	0 0 0	0 3	4	2	2	3	0	2	-12
11	Michael Cubbage	G 28:47	5-13	0-3	0-0	1 6 7	2 1	10	0	3	1	0	0	-24
32	Jack Hemphill	15:41	3-7	1-4	0-0	2 1 3	0 1	7	2	1	0	2	0	-9
5	Larry Moreno	15:11	0-5	0-4	0-0	0 1 1	1 1	1	0	0	1	0	0	-17
15	Trey Quarlesbaum	24:58	4-6	2-3	0-0	1 4 5	2 0	10	0	2	1	0	0	-18
24	Bahatide Haidara	10:43	0-2	0-0	0-0	0 1 1	1 0	0	0	1	0	0	1	-3
10	Di'Andre Howell-South	08:37	2-3	0-0	0-0	0 0 0	2 0	4	0	1	1	0	1	3
31	Kasper Suorong	05:03	0-1	0-0	0-0	0 0 0	0 0	0	1	1	0	0	0	7
Team						1 4 5		0						
Totals				25-63	5-21	3-4	6 25 31	15 10	58	5	12	8	4	-23

Technical Fouls: NONE

**Wisconsin - 81**

Record: 1-0

NO. Name		Min	FG M-A	3P M-A	FT M-A	Reb OR DR TOT	Fouls PF FD	TP	AS	TO	ST	Blocks BS BA	+-
5 Tyler Wahl	F 17:09	1-3	0-1	3-4	1 3 4	2 2 5	1	0	2	0	0	0	6
22 Steven Crowl	F 18:56	4-9	0-1	3-3	1 3 4	0 2 11	0	2	0	2	0	1	1
1 Johnny Davis	G 26:25	6-15	2-6	1-2	1 2 3	0 4 15	5	0	2	0	0	0	23
23 Chucky Hepburn	G 23:14	4-7	2-3	3-4	0 1 1	3 2 13	1	2	0	0	0	0	18
34 Brad Davison	G 23:39	3-8	2-4	0-1	0 6 6	2 1 8	2	1	2	0	1	0	21
20 Ben Carlson	19:30	2-3	0-0	0-0	2 3 5	0 1 4	0	0	0	0	0	0	12
3 Chris Vogt	16:49	1-3	0-0	0-0	2 7 9	2 0 2	1	0	1	2	0	0	14
0 Jahcobi Neath	17:33	1-5	0-0	2-2	2 0 2	0 1 4	0	0	1	0	0	1	0
11 Lorne Bowman II	15:17	3-7	3-4	0-0	2 2 4	0 0 9	1	1	0	1	0	1	10
14 Carter Gilmore	07:00	2-2	0-0	1-2	0 1 1	0 2 5	1	0	1	0	1	0	2
35 Markus Iwer	06:32	1-2	0-1	0-0	0 0 0	0 1 0	2	0	0	0	0	0	1
2 Jordan Davis	04:13	1-2	1-2	0-0	0 0 0	0 0 3	0	1	0	0	0	0	-4
10 Isaac Lindsey	02:14	0-0	0-0	0-0	0 0 0	0 0 0	0	0	0	0	0	0	-4
4 Carter Higginbottom	00:48	0-0	0-0	0-0	0 0 0	0 0 0	0	0	1	0	0	0	-7
13 Justin Taphorn	00:41	0-0	0-0	0-0	0 0 0	0 0 0	0	0	0	0	0	0	1
Team					2 3 5		0						
Totals		29:66	10-22	13-18	15 33 48	10 15 81	12 12 6	4 4 4	23				

Technical Fouls: NONE

	SFB	UW
Biggest lead	1 (1 <sup>st</sup> 18:01)	32 (2 <sup>nd</sup> 8:33)
Best Scoring Run	11 (2 <sup>nd</sup> 18:07)	15 (1 <sup>st</sup> 5:33)
Lead Changes	2	
Times Tied	0	
Time with Lead	01:54	37:18

Points from	SFB	UW
Turnovers	19	21
Paint	26	36
Second Chance	4	11
Fast Breaks	1	13
Bench	21	29

Period by Period Scoring	1st	2nd	TOT
SFB	21	37	58
UW	42	39	81

**NOTES:** Chucky Hepburn became the first true freshman to start in a season opener for UW since Devin Harris in 2001...**Johnny Davis** made his first career start, tallying 15 points and a career-high 5 assists...**Steven Crowl** made his first career start, setting career highs in points (11) and rebounds (8)...UW won its sixth-straight home opener, and for the 23rd time in the last 24 years...UW improved to 6-0 in home openers under **Greg Gard**.

**GAME 2: WISCONSIN 72, GREEN BAY 34**

Nov. 12, 2021 • Madison, Wis. • Kohl Center



Official Basketball Box Score - Final  
**Green Bay at Wisconsin**  
 11/12/21 Kohl Center, Madison  
 2021-22 Men's Basketball

Game Time: 7:00 PM  
 Game Duration: 1:53  
 Attendance: 16,005

Officials: Matt Morales, Chad Barlow, Kenneth Mbrland

**Green Bay - 34**

Record: 0-2

NO.	Name	Min	FG M-A	3P M-A	FT M-A	Rebounds OR DR TOT	Fouls PF FD	TP	AS	TO	ST	Blocks BS BA	+-	
3	Japannah Kellogg III	F 20:43	1-1	0-0	0-4	1 1 2	1 3	2	0	1	1	2	0	-27
11	Cade Meyer	F 18:04	1-6	0-1	2-5	0 0 0	5 3	4	0	0	0	0	1	-18
1	Mitch Listau	G 20:30	0-3	0-1	2-2	0 2 2	0 1	1	2	1	1	0	0	-19
5	Lucas Steiber	G 09:38	0-1	0-1	0-0	0 2 2	0 1	0	1	0	0	0	0	-11
23	Emmanuel Ansong	G 16:18	0-5	0-1	0-0	1 1 2	3 1	1	0	0	1	0	0	-29
2	Kamari McGee	21:32	2-9	0-1	0-0	0 3 3	2 0	4	1	4	0	0	2	-16
14	Randy Tucker	13:12	0-2	0-1	2-2	2 2 4	3 3	2	2	0	0	0	0	-11
15	Donovan Ivory	18:08	1-5	1-3	0-0	0 3 3	2 0	3	0	3	0	1	1	-17
4	Blayton Williams	05:37	0-1	0-1	0-0	0 1 1	1 1	0	0	0	0	0	0	-1
12	Cem Kirciman	17:14	2-4	1-1	0-0	1 3 4	3 2	5	1	1	1	0	0	-12
13	Ryan Cuffin	16:06	1-4	1-4	0-0	0 2 2	0 0	3	0	1	1	0	0	-9
55	Nate Jenkins	12:26	2-5	0-0	0-0	0 1 1	0 2	4	0	0	0	0	0	-16
21	Tutu Majok	10:32	2-5	0-1	1-2	2 1 3	0 2	5	0	0	0	0	1	-4
Team						2 0 2		0						
Totals			12-51	3-16	7-15	9 22 31	20 18	34	6	13	3	4	6	-38
<div>Shooting By Period</div> <div>1<sup>st</sup> FG% 6-24 25.0% 3PT% 2-9 22.2% FT% 1-4 25.0% 2<sup>nd</sup> FG% 6-27 22.2% 3PT% 1-7 14.3% FT% 6-11 54.5% GMFG% 12-51 23.5% 3PT% 3-16 18.8% FT% 7-15 46.7% Dead Ball Rebounds: 5</div>														

Technical Fouls: NONE

**Wisconsin - 72**

Record: 2-0

NO.	Name	Min	FG		3P		FT		Rebounds		Fouls		TP	AS	TO	ST	Blocks		+/-	Shooting By Period		
			M	A	M	A	M	A	OR	DR	TOT	PF					FD	BS		BA	1st	2nd
5	Tyler Wahl	F 19:45	1-2	0-0	0-0	1	4	5	1	2	2	2	1	0	2	1	18	3	39	33%	3P%	34%
22	Steven Crowl	F 21:59	7-11	2-4	2-2	3	4	7	0	1	18	0	0	0	0	0	35	67	85%	FT%	67%	
1	Johnny Davis	G 24:46	5-16	0-3	5-6	2	3	5	1	6	15	2	0	1	1	0	37	82%	82%	2nd FG%	82%	
23	Chucky Hepburn	G 23:49	1-5	1-3	0-0	0	2	2	1	0	3	1	1	1	4	0	38	12	16%	3P%	12%	
34	Brad Davison	G 24:08	5-8	1-4	4-4	2	1	3	2	2	45	2	1	1	0	0	34	13-14	92%	FT%	13-14	
20	Ben Carlson	18:39	2-6	0-1	1-1	1	6	7	0	1	5	1	0	0	0	2	27	24-64	37%	GM FG%	24-64	
33	Chris Vogt	12:43	0-2	0-1	4-4	3	2	5	3	4	4	0	0	0	1	1	5	25-81	23%	3P%	25-81	
11	Lorne Bowman II	15:16	1-3	1-2	0-0	0	1	1	4	1	3	1	1	3	0	0	4	19-21	90.5%	FT%	19-21	
14	Carter Gilmore	14:19	0-4	0-1	0-0	2	3	5	0	0	0	0	1	0	2	0	6	Dear Dad Rebounds: 1				
35	Markus Iwer	10:44	0-4	0-2	3-4	1	3	4	4	3	3	0	1	0	0	0	-1					
2	Jordan Davis	06:32	2-2	0-0	0-0	1	1	2	2	0	4	0	1	1	0	0	1					
10	Isaac Lindsey	03:48	0-1	0-0	0-0	0	0	0	0	0	0	0	0	0	0	0	-6					
4	Carter Higginbottom	01:46	0-0	0-0	0-0	0	0	0	0	0	0	0	0	0	0	0	-4					
13	Justin Taphorn	01:46	0-0	0-0	0-0	0	0	0	0	0	0	0	0	0	0	0	-4					
Team																						
			2 2 4 0 0 0																			
Totals			24-64	5-21	19-21	18	32	50	18	20	72	9	7	10	6	4	38					

Technical Fouls: NONE

	GB	UW
Biggest lead	2 (1 <sup>st</sup> 18:20)	45 (2 <sup>nd</sup> 6:07)
Best Scoring Run	6 (1 <sup>st</sup> 12:42)	13 (1 <sup>st</sup> 0:43)
Lead Changes	1	
Times Tied	2	
Time with Lead	00:37	35:52

Points from	GB	UW
Turnovers	4	16
Paint	12	32
Second Chance	9	25
Fast Breaks	4	8
Bench	26	19

**NOTES:** UW won its 23rd-consecutive non-conference home game dating back to the 2017-18 season...UW allowed just 34 points, its fewest surrendered in the Greg Gard era and fewest overall since a 62-31 win Nov. 14, 2014...UW held GB to 23.5% FG, the 4th-lowest mark ever by a UW opponent at the Kohl Center...**Steven Crowl** scored a career-high 18 points.

**GAME 3: PROVIDENCE 63, WISCONSIN 58**

Nov. 15, 2021 • Madison, Wis. • Kohl Center



Official Basketball Box Score - Final  
**Providence at Wisconsin**  
 11/15/21 Kohl Center, Madison  
 2021-22 Men's Basketball

Game Time: 8:00 PM  
 Game Duration: 2:09  
 Attendance: 15,773

Officials: Mike Roberts, Bart Smith, Tim Dougherty

**Providence - 63**

Record: 3-0

NO. Name		Min	FG M-A	3P M-A	FT M-A	Rebounds OR DR TOT	Fouls PF FD	TP	AS	TO	ST	Blocks BS BA	+/-
14 Noah Horchler	F	25:29	1-1	0-0	0-1	1 5 6	3 1 2	0	0	1	1	3	0
0 Nate Watson	C	32:25	11-15	0-0	2-5	3 3 6	3 4 24	0	2	0	1	0	4
1 Aljami Durham	G	35:31	4-11	3-5	2-4	0 2 2	1 6 13	4	3	0	0	0	-2
4 Jared Bynum	G	27:30	1-10	0-4	2-3	1 8 9	2 2 4	7	5	1	0	2	5
11 A.J. Reeves	G	31:12	3-9	3-8	2-2	4 4 8	2 3 11	0	0	0	0	0	6
5 Ed Crosswell		08:50	0-1	0-0	0-0	0 2 2	3 0 0	0	0	1	1	1	-1
15 Justin M'raya		24:36	1-4	1-3	0-0	2 5 7	1 0 3	0	0	1	1	0	9
10 Allyn Breed		10:43	1-3	1-2	3-4	0 2 2	3 3 6	0	1	0	0	0	5
12 Brycen Goodine		03:44	0-0	0-0	0-0	0 0 0	0 0 0	0	0	0	0	0	7
Team						1 1 2		0	1				
Totals			22-54	8-22	11-19	12 32 44	18 19 63	11	15	3	6	4	5

Technical Fouls: NONE

**Wisconsin - 58**

Record: 2-1

NO. Name	Min	FG M-A	3P M-A	FT M-A	Rebounds OR DR TOT	Fouls PF FD	TP	AS	TO	ST	Blocks BS BA	+/-
5 Tyler Wahl	F 36:19	7-12	0-2	2-3	3 2 5	4 5	16	0	1	0	2	1
20 Ben Carlson	F 17:49	1-7	0-3	0-0	2 1 3	0 1	2	0	1	0	1	3
22 Steven Crowl	F 23:34	1-10	0-4	2-2	0 4 4	2 1	4	2	1	0	0	2
23 Chucky Hepburn	G 36:42	2-8	0-3	1-2	1 2 3	3 3	5	2	1	1	0	0
34 Brad Davison	G 36:19	7-17	3-11	8-10	1 6 7	4 8	25	0	2	3	0	-4
14 Carter Gilmore	25:34	0-3	0-1	0-0	0 5 5	2 0	0	0	0	0	0	5
33 Chris Vogt	08:30	0-0	0-0	0-0	0 1 1	3 0	0	0	0	0	1 0	1
15 Locke Bowman II	10:49	1-3	1-2	0-0	0 0 0	1 0	3	0	1	0	0	-13
33 Marquis Brown	02:11	0-0	0-0	0-0	0 0 0	1 0	2	0	0	0	0	2
2 Jordan Davis	00:13	1-1	1-1	0-0	0 0 0	0 3	0	0	0	0	0	-1
Team					4 3 7	0	0	0	0			
Totals		20-61	5-27	13-17	11 24 35	19 18	58	5	7	4	4 6	-5

# SPECIAL STATISTICS

Game	Pts off T/O (Wis / Opp)	Pts in Paint (Wis / Opp)	2nd Chance Pts (Wis / Opp)	Fast Break Pts (Wis / Opp)	Bench Pts (Wis / Opp)
11/09/21 - ST. FRANCIS BKN	21 / 19	36 / 26	11 / 4	13 / 1	29 / 21
11/12/21 - GREEN BAY	16 / 4	32 / 12	25 / 9	8 / 4	19 / 26
11/15/21 - PROVIDENCE	16 / 5	22 / 22	6 / 19	4 / 11	6 / 9
RUNNING TOTAL	53 / 28	90 / 60	42 / 32	25 / 16	48 / 47
PER GAME AVERAGE	17.6 / 9.3	30.0 / 20.0	14.0 / 10.6	8.3 / 5.3	18.0 / 18.7

# TEAM SUPERLATIVES

## WISCONSIN

### HIGH

### LOW

• Points	81	ST. FRANCIS BROOKLYN (11/9/21)	63	PROVIDENCE (11/15/21)
• First-Half Points	42	ST. FRANCIS BROOKLYN (11/9/21)	23	PROVIDENCE (11/15/21)
• Second-Half Points	39	ST. FRANCIS BROOKLYN (11/9/21)	33	GREEN BAY (11/12/21)
• Field Goals Made	29	ST. FRANCIS BROOKLYN (11/9/21)	20	PROVIDENCE (11/15/21)
• Field Goal Attempts	66	ST. FRANCIS BROOKLYN (11/9/21)	61	PROVIDENCE (11/15/21)
• Field Goal Percentage	.439 (29-66)	ST. FRANCIS BROOKLYN (11/9/21)	.328 (20-61)	PROVIDENCE (11/15/21)
• 3-Point Field Goals Made	10	ST. FRANCIS BROOKLYN (11/9/21)	5	2x; MR PROVIDENCE (11/15/21)
• 3-Point Field Goal Attempts	27	PROVIDENCE (11/15/21)	21	GREEN BAY (11/12/21)
• 3-Point Field Goal Pct. (min. 10 att.)	.455 (10-22)	ST. FRANCIS BROOKLYN (11/9/21)	.185 (5-27)	PROVIDENCE (11/15/21)
• Free Throws Made	19	GREEN BAY (11/12/21)	13	2x; MR PROVIDENCE (11/15/21)
• Free Throw Attempts	21	GREEN BAY (11/12/21)	17	PROVIDENCE (11/15/21)
• Free Throw Pct. (min. 12 att.)	.905 (19-21)	GREEN BAY (11/12/21)	.722 (13-18)	ST. FRANCIS BROOKLYN (11/9/21)
• Offensive Rebounds	18	GREEN BAY (11/12/21)	11	PROVIDENCE (11/15/21)
• Defensive Rebounds	33	ST. FRANCIS BROOKLYN (11/9/21)	24	PROVIDENCE (11/15/21)
• Total Rebounds	50	GREEN BAY (11/12/21)	35	PROVIDENCE (11/15/21)
• Fouls	19	PROVIDENCE (11/15/21)	10	ST. FRANCIS BROOKLYN (11/9/21)
• Assists	12	ST. FRANCIS BROOKLYN (11/9/21)	5	PROVIDENCE (11/15/21)
• Turnovers	12	ST. FRANCIS BROOKLYN (11/9/21)	7	2x; MR PROVIDENCE (11/15/21)
• Steals	10	GREEN BAY (11/12/21)	4	PROVIDENCE (11/15/21)
• Blocked Shots	6	GREEN BAY (11/12/21)	4	2x; MR PROVIDENCE (11/15/21)

## OPPONENT

### HIGH

### LOW

• Points	63	PROVIDENCE (11/15/21)	34	GREEN BAY (11/12/21)
• First-Half Points	34	PROVIDENCE (11/15/21)	15	GREEN BAY (11/12/21)
• Second-Half Points	37	ST. FRANCIS BROOKLYN (11/9/21)	19	GREEN BAY (11/12/21)
• Field Goals Made	25	ST. FRANCIS BROOKLYN (11/9/21)	12	GREEN BAY (11/12/21)
• Field Goal Attempts	63	ST. FRANCIS BROOKLYN (11/9/21)	51	GREEN BAY (11/12/21)
• Field Goal Percentage	.407 (22-54)	PROVIDENCE (11/15/21)	.235 (12-51)	GREEN BAY (11/12/21)
• 3-Point Field Goals Made	8	PROVIDENCE (11/15/21)	3	GREEN BAY (11/12/21)
• 3-Point Field Goal Attempts	22	PROVIDENCE (11/15/21)	16	GREEN BAY (11/12/21)
• 3-Point Field Goal Pct. (min. 10 att.)	.364 (8-22)	PROVIDENCE (11/15/21)	.188 (3-16)	GREEN BAY (11/12/21)
• Free Throws Made	11	PROVIDENCE (11/15/21)	3	ST. FRANCIS BROOKLYN (11/9/21)
• Free Throw Attempts	19	PROVIDENCE (11/15/21)	4	ST. FRANCIS BROOKLYN (11/9/21)
• Free Throw Pct. (min. 10 att.)	.750 (3-4)	ST. FRANCIS BROOKLYN (11/9/21)	.467 (7-15)	GREEN BAY (11/12/21)
• Offensive Rebounds	12	PROVIDENCE (11/15/21)	6	ST. FRANCIS BROOKLYN (11/9/21)
• Defensive Rebounds	32	PROVIDENCE (11/15/21)	22	GREEN BAY (11/12/21)
• Total Rebounds	44	PROVIDENCE (11/15/21)	31	2x; MR GREEN BAY (11/12/21)
• Fouls	20	GREEN BAY (11/12/21)	15	ST. FRANCIS BROOKLYN (11/9/21)
• Assists	11	PROVIDENCE (11/15/21)	5	ST. FRANCIS BROOKLYN (11/9/21)
• Turnovers	15	PROVIDENCE (11/15/21)	12	ST. FRANCIS BROOKLYN (11/9/21)
• Steals	8	ST. FRANCIS BROOKLYN (11/9/21)	3	2x; MR PROVIDENCE (11/15/21)
• Blocked Shots	6	PROVIDENCE (11/15/21)	4	2x; MR GREEN BAY (11/12/21)

## MISCELLANEOUS

### HIGH

### SECOND-HIGHEST

• UW's Largest Deficit Overcome in Win	2 (2-0, 18:20 1H) GREEN BAY (11/12/21)	1 (2-3, 18:01 1H) ST. FRANCIS BROOKLYN (11/9/21)
• UW's Largest Deficit Overcome in Win (2nd Half/OT)	--	--
• UW's Largest Lead Surrendered in Loss	6 (18-12, 9:11 1H) PROVIDENCE (11/15/21)	--
• UW's Largest Lead Surrendered in Loss (2nd Half/OT)	--	--
• UW's Largest Halftime Lead	24 GREEN BAY (11/12/21)	21 ST. FRANCIS BROOKLYN (11/9/21)
• UW's Largest Halftime Deficit	11 PROVIDENCE (11/15/21)	--
• UW's Largest Lead	45 (69-24, 5:07 2H) GREEN BAY (11/12/21)	32 (65-33, 8:33 2H) ST. FRANCIS BROOKLYN (11/9/21)
• UW's Largest Deficit	13 (42-55, 6:13 2H) PROVIDENCE (11/15/21)	2 (0-2, 18:20 1H) GREEN BAY (11/12/21)



# INDIVIDUAL SUPERLATIVES

## WISCONSIN

### HIGH

### SECOND-HIGHEST

• Points	25	Brad Davison (PROVIDENCE - 11/15/21)	18	Steven Crowl (GREEN BAY - 11/12/21)
• First-Half Points	14	Brad Davison (PROVIDENCE - 11/15/21)	11	Johnny Davis (GREEN BAY - 11/12/21)
• Second-Half Points	11	Brad Davison (PROVIDENCE - 11/15/21)	10	Tyler Wahl (PROVIDENCE - 11/15/21)
• Field Goals Made	7	3x; MR 2 Badgers (PROVIDENCE - 11/15/21)	6	Johnny Davis (SF BROOKLYN - 11/9/21)
• Field Goal Attempts	17	Brad Davison (PROVIDENCE - 11/15/21)	16	Johnny Davis (GREEN BAY - 11/12/21)
• Field Goal Percentage (min. 5 made)	.636 (7-11)	Steven Crowl (GREEN BAY - 11/12/21)	.625 (5-8)	Brad Davison (GREEN BAY - 11/12/21)
• 3-Point Field Goals Made	3	2x; MR Davison (PROVIDENCE - 11/15/21)	2	4x; MR Crowl (GREEN BAY - 11/12/21)
• 3-Point Field Goal Attempts	11	Brad Davison (PROVIDENCE - 11/15/21)	6	Johnny Davis (SF BROOKLYN - 11/9/21)
• 3-Point Field Goal Pct. (min. 2 made)	.750 (3-4)	Lorne Bowman II (SF BROOKLYN - 11/9/21)	.500 (2-4)	Steven Crowl (GREEN BAY - 11/12/21)
• Free Throws Made	8	Brad Davison (PROVIDENCE - 11/15/21)	5	Johnny Davis (GREEN BAY - 11/12/21)
• Free Throw Attempts	10	Brad Davison (PROVIDENCE - 11/15/21)	6	Johnny Davis (GREEN BAY - 11/12/21)
• Free Throw Pct. (min. 5 made)	.833 (5-6)	Johnny Davis (GREEN BAY - 11/12/21)	.800 (8-10)	Brad Davison (PROVIDENCE - 11/15/21)
• Offensive Rebounds	3	4x; MR Wahl (PROVIDENCE - 11/15/21)	2	8x; MR Carlson (PROVIDENCE - 11/15/21)
• Defensive Rebounds	7	Chris Vogt (SF BROOKLYN - 11/9/21)	6	3x; MR Davison (PROVIDENCE - 11/15/21)
• Total Rebounds	9	Chris Vogt (SF BROOKLYN - 11/9/21)	8	Steven Crowl (SF BROOKLYN - 11/9/21)
• Fouls	4	4x; MR 2 Badgers (PROVIDENCE - 11/15/21)	3	4x; MR 2 Badgers (PROVIDENCE - 11/15/21)
• Assists	5	Johnny Davis (SF BROOKLYN - 11/9/21)	2	6x; MR 2 Badgers (PROVIDENCE - 11/15/21)
• Turnovers	2	7x; MR Davison (PROVIDENCE - 11/15/21)	1	10x; MR 5 Badgers (PROVIDENCE - 11/15/21)
• Steals	4	Chucky Hepburn (GREEN BAY - 11/12/21)	3	2x; MR Davison (PROVIDENCE - 11/15/21)
• Blocked Shots	2	4x; MR Wahl (PROVIDENCE - 11/15/21)	1	6x; MR 2 Badgers (PROVIDENCE - 11/15/21)

## OPPONENT

### HIGH

### SECOND-HIGHEST

• Points	24	Nate Watson (PROVIDENCE - 11/15/21)	18	Patrick Emilien (SF BROOKLYN - 11/9/21)
• First-Half Points	16	Nate Watson (PROVIDENCE - 11/15/21)	11	Patrick Emilien (SF BROOKLYN - 11/9/21)
• Second-Half Points	10	Aljami Durham (PROVIDENCE - 11/15/21)	8	2x; MR Watson (PROVIDENCE - 11/15/21)
• Field Goals Made	11	Nate Watson (PROVIDENCE - 11/15/21)	8	Patrick Emilien (SF BROOKLYN - 11/9/21)
• Field Goal Attempts	15	Nate Watson (PROVIDENCE - 11/15/21)	13	Michael Cubbage (SF BROOKLYN - 11/9/21)
• Field Goal Percentage (min. 5 made)	.733 (11-15)	Nate Watson (PROVIDENCE - 11/15/21)	.727 (8-11)	Patrick Emilien (SF BROOKLYN - 11/9/21)
• 3-Point Field Goals Made	3	2 Friars (PROVIDENCE - 11/15/21)	2	Trey Quartlebaum (SF BROOKLYN - 11/9/21)
• 3-Point Field Goal Attempts	8	A.J. Reeves (PROVIDENCE - 11/15/21)	5	Aljami Durham (PROVIDENCE - 11/15/21)
• 3-Point Field Goal Pct. (min. 3 made)	.600 (3-5)	Aljami Durham (PROVIDENCE - 11/15/21)	.375 (3-8)	A.J. Reeves (PROVIDENCE - 11/15/21)
• Free Throws Made	3	Alyn Breed (PROVIDENCE - 11/15/21)	2	8x; MR 4 Friars (PROVIDENCE - 11/15/21)
• Free Throw Attempts	5	2x; MR Nate Watson (PROVIDENCE - 11/15/21)	2	7x; MR 2 Friars (PROVIDENCE - 11/15/21)
• Free Throw Pct. (min. 4 made)	--	--	--	--
• Offensive Rebounds	4	A.J. Reeves (PROVIDENCE - 11/15/21)	3	Nate Watson (PROVIDENCE - 11/15/21)
• Defensive Rebounds	8	Jared Bynum (PROVIDENCE - 11/15/21)	6	Michael Cubbage (SF BROOKLYN - 11/9/21)
• Total Rebounds	9	Jared Bynum (PROVIDENCE - 11/15/21)	8	A.J. Reeves (PROVIDENCE - 11/15/21)
• Fouls	5	Cade Meyer (GREEN BAY - 11/12/21)	4	Tedrick Wilcox Jr. (SF BROOKLYN - 11/9/21)
• Assists	7	Jared Bynum (PROVIDENCE - 11/15/21)	4	Aljami Durham (PROVIDENCE - 11/15/21)
• Turnovers	5	Jared Bynum (PROVIDENCE - 11/15/21)	4	Kamari McGee (GREEN BAY - 11/12/21)
• Steals	3	Rob Higgins (SF BROOKLYN - 11/9/21)	1	11x; 3 Friars (PROVIDENCE - 11/15/21)
• Blocked Shots	3	Noah Horchler (PROVIDENCE - 11/15/21)	2	3x; MR Kellogg III (GREEN BAY - 11/12/21)

# THE LAST TIME WISCONSIN...

## Wisconsin Team

**UW ranked No. 1 in AP Top 25:** Feb. 21, 2007  
**UW ranked in AP Top 25:** No. 25 (3/1/21)  
**UW ranked in USA Today Coaches Poll:** No. 24 (2/22/21)  
**Played AP No. 1-ranked opponent:** Win vs. Villanova, 65-62 (3/18/17)  
**Defeated AP No. 1-ranked opponent:** Villanova, 65-62 (3/18/17)  
**Played AP No. 2-ranked opponent:** Win vs. Michigan, 64-54 (1/19/19)  
**Defeated opponent ranked 3-10 by AP:** No. 5 Ohio State, 61-57 (1/3/20)  
**Defeated opponent ranked 11-25 by AP:** No. 21 Minnesota, 71-59 (12/31/20)  
**Defeated AP Top 25 opponent on the road:** No. 12 Michigan State, 85-76 (12/25/20)

## Scoring

**Scored 20 or more points:** 25, Brad Davison vs. Providence (11/15/21)  
**Scored 30 or more points:** 30, Brad Davison at Nebraska (2/15/20)  
**Scored 40 or more points:** 43, Frank Kaminsky vs. North Dakota (11/19/13)  
**Two or more Badgers scored 30 points, same game:** Joe Franklin (31) and Chuck Nagle (30) vs. Purdue (3/2/68) — only other time this happened in school history was Jack Brens (31) and Ken Siebel (31) vs. Utah (12/28/62)  
**Two or more Badgers scored 20 points, same game:** Brad Davison (29) and D'Mitrik Trice (21) vs. North Carolina (3/19/21)  
**Three or more Badgers scored 20 points, same game:** Jon Leuer (24), Josh Gasser (21), Jordan Taylor (20), vs. PVAMU (11/14/10)  
**Scored 20 points in one half:** D'Mitrik Trice (25 in 2nd) vs. Illinois (2/27/21)  
**Scored 20 points/two straight games:** D'Mitrik Trice (21 vs. Indiana, 1/7/21 and 20 at Michigan, 1/12/21)  
**Scored 20 points/three straight games:** Ethan Happ (21 vs. Purdue, 2/15/18; 29 vs. Michigan, 2/11/18; 27 at Illinois, 2/8/18)  
**Scored 20 points/four straight games:** Jordan Taylor (28 vs. Indiana, 1/20/11; 22 vs. Illinois, 1/15/11; 21 at Michigan State, 1/11/11; 20 vs. Michigan, 1/5/11)  
**Scored 30 points/two straight games:** Michael Finley (30 at Michigan, 1/29/94; 32 vs. Michigan State, 2/2/94)  
**No Badger scored in double figures:** vs. Marquette (12/8/12)  
**One Badger scored in double figures:** 15, Ethan Happ at Purdue (1/16/18)  
**Four players scored in double figures:** D'Mitrik Trice (12), Nate Reuvers (11), Johnny Davis (10), Micah Potter (10) vs. Baylor (3/21/21)  
**Five players scored in double figures:** Brad Davison (15), Aleem Ford (11), Micah Potter (11), Nate Reuvers (11) and D'Mitrik Trice (10) at Purdue (3/2/21)  
**Six players scored in double figures:** Reuvers (19), Davison (15), Ford (12), King (12), Trice (11) and Pritzl (10) vs. Green Bay (11/21/19)  
**UW Scored 70 or more points:** 72, vs. Green Bay (11/12/21)  
**UW Scored 80 or more points:** 81, vs. St. Francis Brooklyn (11/9/21)  
**UW Scored 90 or more points:** 92, vs. Arkansas-Pine Bluff (11/27/20)  
**UW Scored 100 or more points:** 101, vs. Savannah State (12/13/18)

## Field Goal Shooting

**Shot 90 percent or better (min. 10 att.):** .900 (9-10), Carlton McGee vs. Michigan (2/26/92)  
**UW shot 50 percent or better:** .508, vs. North Carolina (3/19/21)  
**UW shot 60 percent or better:** .603, vs. Houston Baptist (11/17/18)  
**UW shot 70 percent or better:** .744, vs. Army (12/30/79)  
**UW made 30 or more field goals:** 31, vs. North Carolina (3/19/21)  
**UW made 40 or more field goals:** 42, vs. Iowa (3/9/94)  
**UW made 50 or more field goals:** Has not happened  
**UW attempted 60 or more field goals:** 61, vs. Providence (11/15/21)  
**UW attempted 70 or more field goals:** 70, vs. Iowa (2/18/21)  
**UW attempted 80 or more field goals:** 83, vs. Northwestern (1/28/95)  
**UW attempted 100 or more field goals:** 102, vs. South Dakota (12/9/72)

## 3-Point Field Goal Shooting

**Made 5 or more 3-point field goals:** Brad Davison (5-7 3FG) vs. North Carolina (3/19/21)  
**UW shot 40 percent or better (min. 8 att.):** .455 (10-22), vs. St. Francis Brooklyn (11/9/21)  
**UW shot 50 percent or better (min. 8 att.):** .522 (12-23) vs. Penn State (3/11/21)  
**UW shot 60 percent or better (min. 8 att.):** .640 (16-25), vs. Louisville (12/19/20)  
**UW shot 70 percent or better (min. 8 att.):** .727, at Indiana (2/25/10)  
**UW shot 80 percent or better (min. 8 att.):** .889, vs. North Dakota St. (12/10/86)  
**UW shot 90 percent or better (min. 8 att.):** .900, at Illinois (1/25/97)  
**UW made 10 or more 3-point field goals:** 10, vs. St. Francis Brooklyn (11/9/21)  
**UW made 15 or more 3-point field goals:** 16, vs. Louisville (12/19/20)  
**UW attempted 30 or more 3-point field goals:** 31, vs. Illinois (2/27/21)  
**UW attempted 40 or more 3-point field goals:** 40, vs. Temple (12/3/01)

## Double-Double / Triple-Double

**Had a triple-double:** Ethan Happ (13 pts, 12 reb, 11 ast) vs. Northwestern (1/26/19)  
**Had a double-double (Pts/Reb):** Micah Potter (10 pts, 10 reb) vs. Baylor (3/21/21)  
**Had a double-double (Pts/Ast):** Ethan Happ (10 p, 11 r, 12a) vs. Coppin St. (11/6/18)  
**Had a double-double (Ast/Reb):** Ethan Happ (10p, 11r, 12a) vs. Coppin St. (11/6/18)  
**Had a double-double in consecutive games:** Happ & Iverson, Two Straight (3/7 - 3/10)  
**Two with double-double:** Potter (24 p, 13 r) & Davison (11 p, 13 r) at Penn State (1/11/20)

## Free Throw Shooting

**Perfect at the FT line (min. 10 att.):** 10-10, Brad Davison vs. Illinois (1/19/18)  
**UW shot 80 percent or better (min. 12 att.):** .867 (13-15), vs. Penn State (3/11/21)  
**UW shot 90 percent or better (min. 12 att.):** .900 (19-21), vs. Green Bay (11/12/21)  
**UW shot 100 percent (min. 12 att.):** 15-15, vs. Nebraska (12/22/20)  
**UW made 20 or more free throws:** 23, at Michigan State (12/25/20)  
**UW made 30 or more free throws:** 30, vs. Minnesota (2/13/14)  
**UW made 40 or more free throws:** 40, vs. Minnesota (1/12/53)  
**UW attempted 30 or more free throws:** 30, at Michigan State (12/25/20)  
**UW attempted 40 or more free throws:** 42, at Illinois (2/3/13)  
**UW attempted 50 or more free throws:** 50, at Indiana (2/12/62)  
**UW attempted 60 or more free throws:** 61, at Michigan (2/21/53)

## Rebounds

**Had 10+ rebounds:** 10, Tyler Wahl at Purdue (3/2/21)  
**Had 15+ rebounds:** 15, Tyler Wahl vs. Green Bay (12/1/20)  
**Had 20+ rebounds:** 25, Joe Chrmelich vs. St. Mary's (12/2/76)  
**Had 30+ rebounds:** 30, Paul Morrow vs. Purdue (1/3/53)  
**Had 10+ reb. in consecutive games:** Happ & Iverson, Two Straight (3/7 - 3/10)  
**UW had 40+ rebounds:** 50, vs. Green Bay (11/12/21)  
**UW had 50+ rebounds:** 50, vs. Green Bay (11/12/21)

## Assists

**Had 10 or more assists:** 11, Ethan Happ vs. Northwestern (1/26/19)  
**Had 15 or more assists:** Has not happened  
**UW had 20 or more assists:** 22, vs. Louisville (12/19/20)  
**UW had 30 or more assists:** 30, vs. Iowa (3/9/94)

## Blocked Shots

**Had 5 or more blocked shots:** 9 Nate Reuvers vs. Eastern Illinois (11/8/19)  
**Had 10 or more blocked shots:** Has not happened  
**UW had 10 or more blocked shots:** 10 vs. Eastern Illinois (11/25/20)  
**UW had 15 or more blocked shots:** Has not happened

## Steals

**Had 5 or more steals:** 5, Ethan Happ vs. Maryland (2/19/17)  
**Had 10 or more steals:** 10, Mike Kelley vs. Texas (12/7/99)  
**UW had 10 or more steals:** 10, vs. Green Bay (11/12/21)  
**UW had 15 or more steals:** 16, (2x) MR vs. California (12/2/12)

## Turnovers

**UW had 1 or fewer turnovers:** 1, vs. Iowa (1/20/15)  
**UW had 5 or fewer turnovers:** 4, vs. Baylor (3/21/21)  
**UW had 0 turnovers in a half:** 0 in 1H, vs. Arkansas-Pine Bluff (11/27/20)  
**Opponent committed 15 or more turnovers:** 15, vs. Providence (11/15/21)  
**Opponent committed 20 or more turnovers:** 20, vs. Illinois (2/27/21)

## Overtime

**Won a game in overtime:** 2OT vs. Indiana (80-73), 1/7/21  
**Lost a game in overtime:** vs. Saint Mary's (65-63), 11/5/19  
**Played a 2-overtime game:** win vs. Indiana (80-73), 1/7/21  
**Played a 3-overtime game:** loss vs. Indiana (85-86), 2/16/87  
**Played in consecutive OT games:** (3) vs. Iowa (2/6/13), vs. Mich. (2/9/13), at Minn. (2/14/13)

## Miscellaneous

**Hit a buzzer beater:** vs. Xavier, 3/20/16 (Bronson Koenig hits 3PT in corner, UW 66-63)  
**Won after trailing by at least 15 pts in second half:** 12 vs. NC State, 11/27/18 (down 41-29, 19:01 reamaining - won 79-75)  
**Won after trailing by at least 15 pts in second half:** 15 vs. Ohio State, 2/12/11 (down 47-32, 13:21 remaining - won 71-67)  
**UW scored 10 straight points or more:** 11-0 (12:19 - 7:48 1H) vs. Green Bay (11/12/21)  
**UW scored 15 straight points or more:** 15-0 (10:04 - 5:33 1H) vs. SF Brooklyn (11/9/21)  
**UW held opp. scoreless 5:00 or longer:** 6:27 (12:42 - 6:15 1H) vs. Green Bay (11/12/21)  
**UW held opp. scoreless for 8:00 or longer:** 9:08 (17:52 - 8:44 1H) vs. Louisville (12/19/20)