

# 2021-22 PROVIDENCE COLLEGE BASKETBALL



University of Wisconsin (2-0) vs. Providence College (2-0)

Monday, November 15, 2021 - 9:00 p.m. E.T.

Kohl Center - Madison, Wis.

Game #3 - FS1 - Gavitt Games



## 2021-22 SCHEDULE & RESULTS

OCTOBER				
21	Thur.	STONEHILL		W, 95-71
NOVEMBER				
9	Tue.	FAIRFIELD	FS1	W, 80-73
11	Thur.	SACRED HEART	FS1	W, 92-64
15	Mon. at	Wisconsin	FS1	9:00 p.m.
18	Thur.	NEW HAMPSHIRE	FS2	6:30 p.m.
22	Mon. vs.	Northwestern %	ESPN+	9:30 p.m.
23	Tue. vs.	Virginia/Georgia %	ESPN2	5/7:30 p.m.
27	Sat.	SAINT PETER'S	FS2	12:00 p.m.
DECEMBER				
1	Wed.	TEXAS TECH	FS1	8:30 p.m.
4	Sat.	RHODE ISLAND	CBS Sports Net	2:00 p.m.
7	Tue.	VERMONT	FS1	6:30 p.m.
11	Sat.	CENTRAL CONN.	FS1	2:00 p.m.
18	Sat. at	Connecticut *	FOX	5:00 p.m.
22	Wed.	GEORGETOWN *	FS1	6:30 p.m.
29	Wed.	SETON HALL *	FS1	7:00 p.m.
JANUARY				
1	Sat. at	DePaul *	FS1	2:00 p.m.
4	Tue. at	Marquette *	FS1	9:00 p.m.
8	Sat.	ST. JOHN'S *	FS1	12/2/4 p.m.
11	Tue. at	Creighton	FS1	9:00 p.m.
15	Sat.	CONNECTICUT *	FS1	2:00 p.m.
18	Tue. at	Seton Hall *	FS1	9:00 p.m.
23	Sun.	BUTLER *	FS1	12:00 p.m.
26	Wed. at	Xavier *	CBS Sports Net	6:30 p.m.
29	Sat.	MARQUETTE *	FS1	4:30 p.m.
FEBRUARY				
1	Tue. at	St. John's *	CBS Sports Net	9:00 p.m.
6	Sun. at	Georgetown *	FS1	12:00 p.m.
12	Sat.	DEPAUL *	FS1	6:30 p.m.
15	Tue.	VILLANOVA *	CBS Sports Net	8:00 p.m.
20	Sun. at	Butler *	FS1	1:00 p.m.
23	Wed.	XAVIER *	CBS Sports Net	7:00 p.m.
26	Sat.	CREIGHTON *	FS1	8:30 p.m.
MARCH				
1	Tue. at	Villanova *	FS1	7:00 p.m.
9	Wed. at	BIG EAST Tournament (MSG)		
10	Thur. at	BIG EAST Tournament (MSG)		
11	Fri. at	BIG EAST Tournament (MSG)		
12	Sat. at	BIG EAST Tournament (MSG)		

ALL GAMES ARE EASTERN TIME AND SUBJECT TO CHANGE  
 # - Gavitt Tipoff Games  
 % - Legends Classic (Prudential Center)  
 \* - BIG EAST game

## BROADCAST INFORMATION

**Television Broadcast:** FS1  
 Kevin Kugler (play-by-play) & Bill Raftery (analyst)

**Radio Broadcast:** WPRO-99.7 FM/630 AM  
 John Rooke (play-by-play) & Joe Hassett (analyst)

**Internet Broadcast:** 630wpro.com and Tuneln app

## GENERAL INFORMATION

Location:	Providence, R.I. 02918
Founded:	1917
Enrollment:	4,065
President:	Rev. Kenneth Sicard, O.P.
Assoc. VP/Athletic Director:	Robert G. Driscoll, Jr.
Conference:	BIG EAST
Home Arena:	Alumni Hall (1,854) Dunkin' Donuts Center (12,410)
1st Yr of Basketball:	1926-27 (94th season)
All-Time Record:	1,497-1,008 (.597)
Years in NCAA Tournament:	20 Times -- 2018 (last)
Years in NIT:	20 Times -- 2019 (last)
Head Coach:	Ed Cooley (Stonehill '94)
Career Record:	288-204/15th Season
Record at Providence:	196-135 (92-89)/11th Season
Assistant Coach:	Jeff Battle
Assistant Coach:	Brian Blaney
Assistant Coach:	Ivan Thomas
Dir. of Basketball Operations:	Kevin Kurbec
Associate Director Player Development:	Bob Walsh
Spec. Asst. to the Head Coach/Video Coord:	Matthew Garvey
Senior Associate AD for Media Relations:	Arthur Parks
Office Phone:	(401) 865-2759
Cell Phone:	(401) 378-7334
E-mail:	aparks@providence.edu
Website:	friars.com
Twitter:	@PCFriarsMBB
Facebook:	Facebook.com/FriarFaithful

## 2021-22 PROVIDENCE COLLEGE ROSTER

PROBABLE STARTERS	2021-22 PPG/RPG
0 Nate Watson, Gr., C, 6-10, 260 Portsmouth, Va./Bishop O'Connell HS '17	18.0/8.0
1 Al Durham, Gr., G, 6-4, 180 Lilburn, Ga./Bermar High School '17/Indiana '21	15.0/3.0 apg
4 Jared Bynum, RS Jr., G, 5-10, 180 Largo, Md./Georgetown Prep '18/Saint Joseph's	8.5/4.0 apg
11 A.J. Reeves, Sr., G, 6-6, 205 Roxbury, Mass./Brimmer and May School '18	10.0/1.0
14 Noah Horchler, Gr., F, 6-8, 220 Melbourne, Fla./Melbourne High School '16/North Florida	10.5/9.0
OFF THE BENCH	
3 Matteus Case, Fr., G, 6-5, 190 Pickering, Ontario/Chaminade College Prep '20/Pennsylvania	2.0/1.0
5 Ed Crosswell, Sr., F, 6-8, 245 Philadelphia, Pa./St. Joseph's Prep '18/LaSalle	3.0/2.5
10 Alyn Breed, So., G, 6-3, 190 Powder Springs, Ga./McEachern '19	8.5/2.5 apg
12 Brycen Goodine, Jr., G, 6-4, 190 New Bedford, Mass./St. Andrew's School '19/Syracuse	3.5/0.0
15 Justin Minaya, Gr., F, 6-7, 210 Harrington Park, N.J./Northern Valley at Old Tappan '17/South Carolina '21	6.0/4.5
22 Luke Fonts, Fr., G, 6-1, 180 Portsmouth, R.I./Portsmouth Abbey School '21	DNP
23 Legend Geeter, Fr., F, 6-8, 235 River Rouge, Mich./River Rouge High School '21	DNP
24 Andrew Fonts, Gr., G, 6-2, 175 Portsmouth, R.I./Portsmouth Abbey School '17	4.0/1.0
30 Rafael Castro, Fr., F, 6-10, 215 Dover, N.J./Dover High School '21	DNP
33 Kieran O'Haire, Fr., F, 6-3, 185 Menands, N.Y./The Albany Academy '21	DNP

**PRONUNCIATION GUIDE - #14 Noah Hork - Lur; #15 Justin Min - Eye - Ah  
 #23 Legend Jee - Tur; #3 Ma Tay Us Case**

**Dave Gavitt:** Dave Gavitt coached the Friars for 10 seasons, posting a 209-84 mark (1969-79). He is the second winningest coach all-time at Providence behind his mentor, Joe Mullaney (319-64). Gavitt also was an assistant at PC under Mullaney. Gavitt posted eight straight 20-win seasons, appeared in five NCAA's (including a Final Four in 1973) and made three NIT's. Gavitt coached some of the greatest players in Friar history, including John Thompson, Jimmy Walker, Jim Larranaga, Ernie DiGregorio, Marvin Barnes, Kevin Stacom, Joe Hassett and Bruce Campbell. He was selected to be the US Olympic coach in 1980. Gavitt also was the PC Athletics Director from 1971-82. In 1982, he left Providence College to become the full-time commissioner of the BIG EAST. He was inducted into the Naismith Basketball Hall of Fame in 2006.

### Friar Tid Bits:

- \*With a win on Monday, the Friars will start the season with a 3-0 mark for the first time since 2015-16
- \*The Friars have posted a 1-3 mark all-time in the Gavitt Games.
- \*The Friars need three more wins to reach 1,500 all-time -- **1,497-1,008**
- \*Ed Cooley needs four more wins to reach 200 victories as the head coach at Providence.
- \*Nate Watson was named the 2021-22 BIG EAST Preseason All-BIG EAST First Team.
- \*Nate Watson was named to the 2021-22 Kareem Abdul-Jabbar Award Preseason Watch List.
- \*The Friars have a team record of five graduate students on the roster this season.
- \*Andrew and Luke Fonts are the first brothers to suit up at the same time for the Friars in 70 years.
- \*Jeff Battle has been promoted from Assistant Coach to Associate Head Coach.
- \*The Friars posted a 2-2 mark versus ranked teams last season, with wins at No. 11 Creighton and at home versus No. 10 Villanova.
- \*The Friars were 8-3 at Alumni Hall, 4-7 on the road and 1-3 in neutral site games in 2020-21.
- \*Jared Bynum suffered a lower body injury on Jan. 2, 2021 vs. Creighton. He missed nine games due to the injury. He returned to action versus DePaul on Feb. 13. The team was 3-6 in the nine games he missed.
- \*Nate Watson and David Duke were named Second Team All-BIG EAST on March 7.
- \*Noah Horchler scored his 1000th career point on March 10 versus DePaul. He now has 1,029 career points. He scored 833 points at North Florida before transferring to Providence in 2019. He has scored 196 points at Providence.
- \*Nate Watson scored his 1,000th career point on Dec. 20, 2020 versus Seton Hall. He now has 1,353 career points.



**Friars Versus Wisconsin:** The Friars have posted a 3-1 mark all-time versus Wisconsin, including a 2-0 record at home. In their most recent meeting, the Friars defeated Wisconsin with a 59-57 win on December 23, 1996 in Madison, Wisconsin. The last time the Friars played Wisconsin at home was on December 11, 1995 when the Friars earned a 58-57 win. The first time the two teams met is the only time the Providence was defeated by Wisconsin. This came on December 16, 1961 at Madison Square Garden when the Badgers defeated the Friars 95-84.

**Friars Versus the Big Ten:** The Friars will play their 63rd game against the Big Ten. Providence has posted a 31-31 record all-time. The Friars hold a 16-8 record over Rutgers, their most frequent opponent in the Big Ten. The Friars are undefeated versus Illinois in which the Friars have posted a 3-0 record.

**Friars in the Gavitt Games:** The Friars hold a 1-3 mark all-time in the Gavitt Games. The Friars most recent appearance in the Gavitt Games came on November 13, 2019 when Northwestern defeat Providence, 72-63, in Evanston, Illinois. The Friars' last win in the Gavitt Games came in their inaugural appearance on November 18, 2015 when the Friars defeated Illinois with a 60-59 win at the Dunkin' Donuts Center.

**"DG" Patch On Friar Uniforms:** In memory of former Friar Head Coach Dave Gavitt the Friars have worn a "DG" patch on their uniforms since the 2011-12 season. Gavitt led PC and Eastern basketball into the modern age. In 10 seasons as the head coach of the Friars, Gavitt led PC to 209 wins, including eight consecutive 20-win seasons, five NCAA appearances, three NIT appearances and five New England Coach of the Year honors. He led the Friars to 23 wins over Top-20 teams. His 1973 team made it to Final Four. In 1971, Gavitt was named Director of Athletics at PC, a position he held until 1982 when he resigned to be the director of the BIG EAST Conference. He also was named Head Coach of the 1980 USA Olympic basketball team. He was elected to the Naismith Basketball Hall of Fame in 2006.

**611 Days:** It had been 611 days since the Friars last played a regular-season game at the Dunkin' Donuts Center. That changed on Tuesday night when Providence opened the season with an 80-73 win over Fairfield at the Dunkin' Donuts Center. Prior to Tuesday's win, the Friars' last game at the Dunk' was on March 7, 2020 when the Friars closed out their regular season with a 93-55 win over the DePaul. The Friars played the 2020-21 season on campus at Alumni Hall with no fans in attendance. PC posted an 8-3 mark at Alumni Hall last season. All-time, the Friars have recorded a 589-235 (.715) in 49 seasons of games at the Dunkin' Donuts Center.

**Veteran Lineup:** The Friars' roster features five graduate students. It marks the first time ever the Friars have had five graduate students on the roster. The Friars' starting lineup of Nate Watson (124 games), Noah Horchler (89 games), Al Durham (125 games), AJ Reeves (81 games) and Jared Bynum (52 games) have combined to play 471 college basketball games. The Friars' sixth man Justin Minaya has played in 81 college games. The Friars top six players have played in 552 combined games.

**Watson Named To Kareem Abdul-Jabbar Watch List:** The Naismith Memorial Basketball Hall of Fame announced on Oct. 22 that Friar graduate center Nate Watson (Portsmouth, Va.) was named to the Kareem Abdul-Jabbar Award Preseason Watch list. Named after Class of 1995 Hall of Famer and three-time NCAA Champion Kareem Abdul-Jabbar, the annual honor in its eighth year recognizes the top centers in men's college basketball. A national committee of top college basketball personnel determined the watch list of 20 candidates. College basketball fans are encouraged to participate in Fan Voting presented by Dell Technologies in each of the three rounds. In late January, the watch list of 20 players for the 2022 Kareem Abdul-Jabbar Center of the Year Award will be narrowed to 10 and then in late February to just 5. In March the five finalists will be presented to Mr. Abdul-Jabbar and the Hall of Fame's selection committee where a winner will be selected.

**Nate Watson Named Preseason All-BIG EAST First Team:** It was announced on October 19 that Providence College graduate center Nate Watson (Portsmouth, Va.) was named to the 2021-22 Preseason All-BIG EAST First Team. Watson (Portsmouth, Va.), who earned 2021 All-BIG EAST Second Team accolades, NABC All-District 5 Second Team honors and USBWA All-District 1 accolades, led the Friars in scoring (16.9 ppg) and rebounding (6.7 rpg) last season. He also ranked third in the league in scoring (16.9 ppg). In 26 games last season, he recorded four double-doubles and seven games with 20 or more points. Watson shot 60 percent (180-299) from the field, which ranked second overall in the league.

**Brothers In The Lineup:** For the first time since 1941 when Eddie and John Lee of Attleboro, Mass. suited up for the Friars, the Providence men's basketball team will have brothers playing together. Graduate student Andrew Fonts (Portsmouth, R.I.) and his brother, freshman Luke Fonts, are the first sibling combo for the Friars in 81 years.

## 2021-22 BIG EAST Honors

Player	Date	Honor
Nate Watson	Oct. 19	Preseason All-BIG EAST 1st Team

## 2013-21 BIG EAST Conference Records

### Records Since 2013 to Present in Big East Action

1.	Villanova	114-27	.809
2.	UConn	11-6	.647
3.	Xavier	80-59	.576
4.	Creighton	83-63	.568
5.	<b>Providence</b>	<b>79-66</b>	<b>.545</b>
6.	Seton Hall	76-69	.524
7.	Butler	72-74	.493
8.	Marquette	68-77	.469
9.	Georgetown	58-84	.408
10.	St. John's	55-80	.407
11.	DePaul	30-111	.213



**Friars Posted A 13-13 Mark:** The Friars recorded a 13-13 mark and a 9-10 record in BIG EAST action in 2020-21. The team finished in sixth place of 11 teams in league play. The Friars had several games postponed due to their opponents having Covid. However, the Friars did not have a pause during their entire regular season and BIG EAST Tournament action.

**Watson Led The Friars In Scoring And Rebounding:** Nate Watson (Portsmouth, Va.) led the Friars in scoring (16.9 ppg) and rebounding (6.7 rpg) last season. He ranked second in the league in field goal percentage (60.2), third in the league in scoring (16.9 ppg) and 10th in rebounding (6.7 rpg). In 26 games, he recorded four double-doubles and seven games with 20 or more points. Watson shot 60 percent (180-299) from the field.

**Watson To Return For 2021-22 Season:** It was announced on March 17 that Providence College center Nate Watson (Portsmouth, Va.) would return for his fifth season with the Friars. Due to the Covid-19 pandemic, the NCAA granted all winter athletes an extra season of eligibility. Watson (Portsmouth, Va.), who earned All-BIG EAST Second Team accolades, NABC All-District 5 Second Team honors and USBWA All-District 1 accolades in March, led the Friars in scoring (16.9 ppg) and rebounding (6.7 rpg). He also ranked third in the league in scoring (16.9 ppg). In 26 games, he recorded four double-doubles and seven games with 20 or more points. Watson shot 60 percent (180-299) from the field, which ranked second overall in the league.

**Horchler To Return For 2021-22 Season:** It was announced on March 28 that Providence College forward Noah Horchler (Melbourne Beach, Fla.) would return for another season with the Friars. Horchler, who transferred to Providence College in 2019 with one season of eligibility, is able to play in 2021-22 due to the NCAA granting all winter athletes an extra season of eligibility due to the Covid-19 pandemic. Horchler started 13 of the team's 26 games in 2020-21, including the final eight games of the season. He played an integral role for the Friars during those final eight games, shooting 43.2 percent (16-37) from three-point territory, grabbing 8.8 rebounds per game and scoring 11.5 points per game. For the season, Horchler ranked first on the team in three-point shooting (41.9 percent, 26-62), third in rebounding (5.7 rpg) and fourth in scoring (6.7 ppg). He registered 20 points and nine rebounds in the team's win over Xavier on February 24. Horchler recorded his first double-double as a Friar when he scored 10 points and grabbed 13 rebounds in the team's win over No. 10 Villanova on March 6.

**Nate Watson Registers His 1,000th Career Point:** Nate Watson (Portsmouth, Va.) scored his 1,000th career point on December 20 in the Friars' win at Seton Hall. He became the 51st Friar all-time to register 1,000 career points. In 124 career games, Watson has registered 1,353 points (10.9 ppg). He ranks 23rd all-time in scoring at Providence College.

**Horchler Registers His 1,000th Career Point:** Noah Horchler (Melbourne Beach, Fla.) scored his 1,000th career point on March 10, 2021 in the Friars' BIG EAST Tournament game versus DePaul. In 89 career games (59 at North Florida and 29 at Providence), Horchler has registered 1,029 points (11.6 ppg).

**Friars All-Time Versus Top-25 Teams:** The Friars have posted a 123-271 (.312) mark all-time versus top-25 teams, including a 2-2 mark this season.

**Ed Cooley Ranks Third On The PC All-Time Win List:** With the Friars' win versus Butler on March 9, 2019, Ed Cooley recorded his 161st victory as the Friar Head Coach and moved into third place on the all-time win list for PC Head Coaches. The two all-time winningest Friar head coaches are: Joe Mullaney (319-164), and Dave Gavitt (209-84). Cooley has a **196-135 mark** in 10 seasons as the Friars head coach.

**Friars Are 70-5 In Non-Conference Home Games Under Ed Cooley:** The Friars have posted a 70-5 mark in 11 seasons under Ed Cooley in non-conference home games.

**Friars In Overtime:** The Friars recorded a 3-0 mark in overtime games in 2020-21. They have registered a 68-67 mark all-time in overtime games.

## Vs. Upcoming Opponents

### UNIVERSITY OF WISCONSIN-MADISON

PC leads 3-1

Home: 2-0; Away: 1-0; Neutral: 0-1

DATE	SITE	PC	OPP	W-L
12-26-61	Madison Sq. Garden *	84	95	0-1
12-9-77	Providence, RI	73	62	1-1
12-11-95	Providence, RI	58	57	2-1
12-23-96	Madison, WI	59	57	3-1

\*Holiday Festival

### UNIVERSITY OF NEW HAMPSHIRE

PC leads 15-1

Home: 10-0; Away: 5-1; Neutral: 0-0

DATE	SITE	PC	OPP	W-L
2-7-28	Durham, NH	36	23	1-0
2-9-29	Durham, NH	41	24	2-0
2-26-30	Durham, NH	23	27	2-1
2-17-31	Durham, NH	31	21	3-1
2-13-32	Durham, NH	23	7	4-1
2-11-33	Durham, NH	35	27	5-1
1-7-80	Providence, RI	71	46	6-1
11-24-89	Providence, RI <	70	49	7-1
12-1-90	Providence, RI	103	70	8-1
11-22-91	Providence, RI	92	73	9-1
12-5-92	Providence, RI	56	27	10-1
12-1-93	Providence, RI	92	60	11-1
11-25-95	Providence, RI	92	78	12-1
11-23-05	Providence, RI	75	51	13-1
12-20-11	Providence, RI	67	52	14-1
11-30-16	Providence, RI	76	62	15-1

<Fleet Classic

### NORTHWESTERN

PC leads 2-1

Home: 1-0; Away: 0-1; Neutral: 1-0

DATE	SITE	PC	OPP	W-L
12-28-66	Madison Sq. Garden *	91	79	1-0
12-30-81	Providence, RI <	53	52	2-0
11-13-19	Evanston, IL Sq	63	72	2-1

\*Holiday Festival

<Industrial Bank Classic

SGavitt Tipoff Games





On March 22, 2011, Ed Cooley became the 15th head coach at Providence College. He came to Providence College after spending five seasons as the head coach at Fairfield University.

In 10 seasons at Providence College, Cooley has posted a **196-135 mark**. In 15 seasons as a head coach, Cooley has a **288-204** record. When Cooley was hired in 2011, the Friars had finished under .500 in six of the 10 previous seasons and had been to just one NCAA Tournament (2004) in that 10-year span. Since his hiring, Cooley led the Friars to seven consecutive post-season tournament berths from 2013-19 (2019-20 there was no post-season due to the Covid-19 pandemic), including a school-record five straight NCAA Tournament appearances (2014-18). He also guided the team to the 2014 BIG EAST title.

The 2020-21 squad posted a 13-13 mark and a 9-10 record in BIG EAST play. The team was led by Nate Watson and David Duke. Both players earned Second Team All-BIG EAST accolades. Duke also was named Associated Press Honorable Mention All-America.

In 2019-20, the Friars had the best mid-season improvement of any Division I team as the squad improved from 6-6 to finish the year with a 19-12 mark - a NET ranking improvement of 119 spots (156 to 37). The team posted a 12-6 record in BIG EAST action and finished in fourth place. The 12 league wins was the most ever by a Friar squad. In addition, the Friars defeated every BIG EAST team at least once - another first for the program. The Friars finished the season winning six consecutive games and eight of the last 10. Five of those wins occurred in February over ranked teams, which marked just the fifth time in the history of college basketball that a team posted five wins over ranked squads in a calendar month during the regular season.

In August of 2019, Cooley served as the Head Coach of Team USA at the Pan Am Games in Lima, Peru. His squad was a group of BIG EAST All-Stars, including Alpha Diallo, Nate Watson, David Duke and AJ Reeves. Despite having the youngest team at the tournament, Cooley led the squad to a Bronze Medal.

In 2018-19, Providence advanced to its seventh consecutive post season when the Friars were selected to the NIT as a four seed. It marked the first time that PC advanced to seven straight post-seasons since Dave Gavitt's Friars accomplished the feat from 1971-78. The 2019 Friars finished the season with an 18-16 mark.

The 2017-18 season, proved to be another successful season for the Friars under Cooley as the squad made its team record fifth consecutive appearance in the NCAA Tournament and produced another season with 20 or more wins (21-14). It marked the first time the Friars recorded five consecutive seasons with 20 or more wins since 1974-78. Providence finished tied for third in league standings with a 10-8 mark. The team had another strong performance at the BIG EAST Tournament, advancing to the championship game where the squad nearly knocked off eventual national champion Villanova before losing in overtime. One of the highlights for the squad was earning three wins over top-5 ranked teams. It marked the first time ever that the Friars accomplished that feat.

In 2016-17, the Friars were picked ninth in the Preseason BIG EAST Coaches' Poll after losing stars Kris Dunn and Ben Bentil to the NBA Draft. However, the Friars finished the year with a 10-8 mark in league play and in third place in the conference standings. To achieve that mark, the team overcame a 4-8 record in early February and won its final six BIG EAST Conference games to earn the third place finish. The Friars also posted a 20-13 record overall and earned an at-large berth to the squad's fourth consecutive NCAA Tournament. In recognition of his efforts, Cooley was named NABC District 5 Coach of the Year.

Juniors Kyrion Cartwright and Rodney Bullock were named 2017 Second Team All-BIG EAST. In addition, Cartwright became the third player in six seasons under Cooley to earn BIG EAST Most Improved accolades.

During his time at Providence, Cooley has coached five All-Americans. He also has had players earn two BIG EAST Player of Year honors, two BIG EAST Defensive Player of the Year accolades, three BIG EAST Most Improved Player awards, one BIG EAST Tournament MVP, five BIG EAST All-Tournament Team accolades, two BIG EAST All-Rookie Team awards, one BIG EAST Sportsmanship honor and 10 All-BIG EAST honors.

In 2016, Cooley led the Friars to a 24-11 mark and a 10-8 record (fourth) in the BIG EAST. After finishing fourth in league standings for the third straight season, Providence advanced to the BIG EAST Semifinals for the third-consecutive year, which has only occurred one other time in the history of Friar basketball. Most importantly, the Friars earned their third-consecutive berth in the NCAA Tournament, where the team registered a 1-1 mark, which included a First Round win over Southern California. It marked just the third time in the history of Friar basketball that the team reached the NCAA Tournament in three consecutive seasons. The squad also recorded 24 wins, which is the most since the 1996-97 season. With 24 wins, the Friars posted their third-consecutive season with 20 or more victories. Another milestone for the Friars was that they finished the regular season with 22 wins, which was the most since 1978 and just the sixth team all-time at PC to accomplish the feat. Cooley's Friars also were ranked for 13 weeks during the season, including a No. 8 national ranking on January 4. It marked the Friars' highest ranking in the Associated Press Poll since March 1, 1977 when the team was ranked No. 8.

Two of Cooley's players earned significant honors in 2015-16 and were both drafted as junior guard Kris Dunn (New London, Conn.) and sophomore Ben Bentil (Wilmington, Del.) earned All-BIG EAST accolades. Dunn also earned his second-consecutive BIG EAST Player of the Year and Defensive Player of the Year honors. He also earned numerous All-America accolades and was named a Consensus All-American. Bentil became the seventh Friar all-time and the third under Cooley to lead the BIG EAST in scoring, averaging 22.9 points per game. For his efforts, he was named BIG EAST Most Improved Player - the second time a Friar has received

the honor in Cooley's five seasons at Providence.

Dunn was the fifth pick overall by the Minnesota Timberwolves and became the fourth highest Friar drafted all-time in the history of the NBA. Bentil was selected 51st overall in the second round by the Boston Celtics.

In 2015, the Friars were picked fifth in the Preseason BIG EAST Coaches Poll. The team exceeded expectations when the squad placed fourth with an 11-7 record. It marked just the third time ever and the first time since 2004 that the Friars registered 11 conference wins. Overall, the squad posted a 22-12 mark and advanced to the NCAA Tournament in consecutive seasons for the first time since the 1988-89 and 1989-90 seasons. The team also posted its second consecutive season with 20 or more wins for the first time since 1992-93 and 1993-94 seasons.

Senior LaDontae Henton (Lansing, Mich.) and sophomore Kris Dunn (New London, Conn.) paced the Friars in 2015. Both players earned First Team All-BIG EAST honors and Associated Press Honorable Mention All-America accolades. Dunn, who led the BIG EAST in assists, ranked third in the nation in assists and fifth in the nation in steals. He was named the 2015 BIG EAST Player of the Year and he also earned BIG EAST Defensive Player of the Year accolades. Dunn became the first guard in the history of the league to win both honors in the same year. Henton, who led the BIG EAST in scoring in 2015 (20.1 ppg), finished his career ranked second all-time in scoring at Providence (2,059 points) and fifth all-time in rebounding (1,054). He is just the second player ever at Providence to score more than 2,000 points and grab more than 1,000 rebounds.

Cooley's 2014 team was picked to finish sixth in the Preseason BIG EAST Coaches Poll, but overcame losses of personnel during the season to finish 10-8 and fourth overall. The Friars went on a run in the league tournament, posting three straight wins, including a thrilling 65-58 victory over No. 14 Creighton in title game. With the win, the Friars earned the league's automatic berth in the NCAA Tournament and made their first trip to the Tournament since 2004.

His 2014 squad was led by senior All-American Bryce Cotton (Tucson, Ariz.). Cotton had an amazing senior season in which he led the BIG EAST in assists (5.8) and finished second in scoring (21.8). He also led the nation in minutes played (39.9). He earned BIG EAST Tournament Most Outstanding Player honors and garnered his second consecutive First Team All-BIG EAST accolade. He finished his career ranked fifth overall in scoring at Providence with 1,975 points. His teammate, senior Kadeem Batts (Boston, Mass.) also was recognized for his stellar play as he was named All-BIG EAST Second Team.

It did not take long for Cooley to turn the Friar fortunes around. In his second season, he led the Friars to a 19-15 record overall and a 9-9 mark in league play. Included in the 9-9 BIG EAST record in 2012-13 was a 7-2 mark over the last nine games of the conference season. That impressive record marked the second best turnaround over the second half of the season in BIG EAST history. He then guided the Friars to the NIT where the squad posted a 2-0 record before losing in the quarterfinals to eventual NIT Champion Baylor.

Leading the way for the Friars in the 2012-13 season were Cotton and Batts. Cotton was named All-BIG EAST First Team after he led the league in scoring. His teammate, Batts was recognized as a co-winner of the league's Most Improved Award and earned All-BIG EAST Honorable Mention accolades.

In his first season at Providence, Cooley led the Friars to a 15-17 mark overall. The team posted an impressive 11-3 mark in non-conference action, which included an 8-0 record at home. In league action, the Friars defeated No. 14/15 Louisville, 90-59. The 31-point win marked the Friars' largest margin of victory ever over a ranked team.

Two of Cooley's players earned BIG EAST honors in his first season. Point guard Vincent Council was named All-BIG EAST Third Team and one of his first recruits, forward LaDontae Henton, earned BIG EAST All-Rookie Team accolades.

In addition to coaching the Pan Am Games team in 2019, Cooley has extensive experience with USA Basketball. In 2013, he served as a court coach during the USA U19 Training Camp for the World Championships. In 2014, Cooley served as an assistant coach for the USA U18 Team which captured a Gold Medal at the FIBA Americas Championship. He was an assistant coach for the USA U19 Team at the World Championships in Greece in 2015. Cooley helped the team win a Gold Medal, his second in as many years.

Prior to coming to Providence, Cooley guided Fairfield to a school-record 25 wins and a Metro Atlantic Athletic Conference regular season title in 2010-11. He was named the 2011 MAAC Coach of the Year. He also earned United States Basketball Writers Association (USBWA) District I Coach of the Year honors. His 2011 squad finished the season with a 25-8 mark (15-3 MAAC) and advanced to the second round of the NIT.

In five seasons at Fairfield, Cooley's teams posted a 92-69 mark, including a 58-32 record in MAAC action. Cooley became the first Fairfield head coach to guide the team to a .500 or better mark in MAAC action in each of his first five seasons. In 2009-10, he led the Stags to a 23-11 mark and the team's first post-season berth since 2003. For his efforts in 2010, Cooley was the first recipient of the Ben Jobe Award, presented annually to the top minority men's basketball coach in the nation. Prior to taking the Fairfield position, Cooley spent 10 seasons as an assistant coach for Al Skinner. He coached for one season at Rhode Island under Skinner (1996-97) and nine seasons as an assistant at Boston College (1997-06), where the Eagles posted a 175-108 mark and advanced to five NCAA Tournaments and one NIT. Cooley also helped lead the Eagles to the 2001 BIG EAST Tournament title and three BIG EAST regular season titles (2001, 2003 and 2005). In 2004-05, Boston College started the season with a school-record 20 consecutive wins. In 2005-06, the Eagles advanced to the Atlantic Coast Conference championship game against Duke. At BC, Cooley was instrumental in the recruitment of Troy Bell, a two-time BIG EAST Player of the Year. Bell also went on to play professional basketball after leaving Boston College, which included a stint in the NBA with the Memphis Grizzlies.

A 1994 graduate of Stonehill College, he was a three-time captain for the basketball team and was inducted into its Athletic Hall of Fame in 2019. Cooley began his coaching career at UMass-Dartmouth. He helped lead UMass-Dartmouth to a 25-4 mark and a No. 3 national ranking (1994-95). He returned to his alma mater, Stonehill, and served as an assistant coach for one season (1995-96) before joining Skinner's staff at URI. Cooley, a native of Providence, attended Central High School and earned two Rhode Island High School Player of the Year honors. He also did a post-graduate year (1988-89) at New Hampton Prep. before attending Stonehill. He and his wife, Nury, have one daughter, Olivia, and one son, Isaiah.



# 2021-22 Providence Basketball



# Head Coach Ed Cooley

Eleventh Year at PC	<b>2-0/0-0</b>
Tenth Year at PC	13-13/9-10
Ninth Year at PC:	19-12/12-6
Eighth Year at PC:	18-16/7-11
Seventh Year at PC:	21-14/10-8
Sixth Year at PC:	20-13/10-8
Fifth Year at PC:	24-11/10-8
Fourth Year at PC:	22-12/11-7
Third Year at PC:	23-12/10-8
Second Year at PC:	19-15/9-9
First Year at PC:	15-17/4-14
<b>Overall at PC:</b>	<b>196-135</b>
Overall at Fairfield:	92-69
<b>15-Year CAREER:</b>	<b>288-204</b>
BIG EAST TOURNAMENT:	8-8
<b>BIG EAST LEAGUE GAMES:</b>	<b>92-89</b>
<b>NON-LEAGUE GAMES AT PC:</b>	<b>96-38</b>
NCAA TOURNAMENT:	1-5 (2014, 2015, 2016, 2017, 2018)
NIT:	4-4 (2011, 2013, 2019)

**2020-21 (13-13/9-10)...** Team posted a 13-13 mark... Nate Watson and David Duke were named Second Team All-BIG EAST.

**2019-20 (19-12/12-6)...** Had the largest mid-season improvement of any Division I team - a NET ranking improvement of 119 spots (156-37)...The 12 league wins was the most ever by a Friar squad...Team defeated every BIG EAST squad at least once - another first for the program... Team finished the season winning six consecutive games and eight of the last 10...Five of the those wins occurred in February over ranked teams, which marked just the fifth time in the history of college basketball that a team posted five wins over ranked squads in a calendar month during the regular season.

**2018-19 (18-16/7-11)...** Team posted an 18-16 mark and advanced to the NIT for its seventh consecutive post-season bid.

**2017-18 (21-14/10-8)...** Team posted a 21-14 mark and advanced to the NCAA Tourney for a school-record fifth consecutive season...The team extended its streak of 20 or more wins to five consecutive seasons... It marked the first time the Friars recorded five consecutive seasons with 20 or more wins since 1974-78...Team advanced to the BIG EAST Championship game for second time under Ed Cooley...Team earned three wins over top-5 ranked teams for the first time ever.

**2016-17 (20-13/10-8)...** Team posted a 20-13 mark and advanced to the NCAA Tourney...The Friars finished third in the BIG EAST, with a record of 10-8 despite being picked 9th in the Preseason... Ed Cooley was named NABC District 5 Coach of the Year.

**2015-16 (24-11/10-8)...** Team posted a 24-11 mark and advanced to the NCAA Tourney...The team won its first game in the NCAA tournament under Coach Cooley...Team reached BIG EAST Semifinals for the third straight season.

**2014-15 (22-12/11-7)...** Team posted a 22-12 mark and advanced to the NCAA Tourney in consecutive seasons for the first time since the 1988-89 and 1989-90 seasons...The team also posted its second consecutive season with 20 or more wins for the first time since 1992-93 and 1993-94 seasons...Friars finished with an 11-7 record which marked just the third time ever and first time since 2004 the team recorded 11 league wins.

**2013-14 (23-12/10-8)...** Team posted a 23-12 mark and earned most wins since 1997...Captured its second BIG EAST Tournament title and first since 1994...Advanced to the NCAA Tourney for 16th time overall and first since 2004 before losing to No. 6 seed North Carolina, 79-77...Posted a 10-8 mark in BIG EAST play - the most wins in BIG EAST since 2009.

**2012-13 (19-15/9-9)...** Team recorded a 19-15 record overall and a 9-9 mark in BIG EAST play...Team posted a 7-2 mark in the last nine league games, which was the second best turnaround over the second half of the season in conference history...The team posted a 2-1 mark in the NIT and advanced to the quarterfinals before being eliminated by eventual NIT Champion Baylor... Team earned its first post season win since 2003.

**2011-12 (15-17/4-14)...** Team recorded an 11-3 record in non-conference action, including an 8-0 mark at home...Squad defeated No. 14/15 Louisville, 90-59, which marked the team's largest margin of victory ever over a ranked squad.

**2010-11 (25-8/15-3)...** Team posted a school-record 25 wins overall and a record 15 victories in conference action...Captured the MAAC regular season title...Advanced to the NIT and posted a 1-1 mark...Named MAAC Coach of the Year...Earned USBWA District 1 Coach of the Year.

**2009-10 (23-11/13-5)...** Team's 23 wins were second highest in program's history...Team's 13 MAAC wins tied for tops all-time at Fairfield...Led the Stags to their first post-season win in more than 30 years...Team set an NCAA Div. 1 post-season record when it overcame a 27-point second half deficit to defeat George Mason in OT...Earned the Ben Jobe Award as the top minority men's basketball coach in the nation.

**2008-09 (17-15/9-9)...** Led the Stags to their first winning record since 2004.

**2007-08 (14-16/11-7)...** Led the Stags to an 11-7 mark in MAAC action...Team posted a seven-game win streak, the longest in 20 years (1986-87).

**2006-07 (13-19/10-8)...** Led the Stags to a 10-8 mark in MAAC action and a fifth-place finish in his first season as a head coach.

## The Cooley Facts File

<b>Full Name</b>	Ed Cooley
<b>Date of Birth</b>	September 10, 1969
<b>Place of Birth</b>	Providence, R.I.
<b>Family</b>	Wife, Nurys; Daughter, Olivia; Son, Isaiah
<b>High School</b>	Central High School (R.I.) '88 New Hampton Prep. (N.H.) '89
<b>College</b>	Stonehill '94, Major - History

<b>Coaching Experience</b>	<b>Record</b>
<b>2011 - Head Coach, Providence College</b>	<b>196-135</b>
<i>NIT (2013, 2019), NCAA (2014, 2015, 2016, 2017, 2018)</i>	
2019 Head Coach, USA Basketball, Bronze Medal	
2017 Selection Committee, USA Basketball U19 Team	
2015 Assistant Coach, USA Basketball U19 Team	
Gold Medal, World Championship	
2014 Assistant Coach, USA Basketball U18 Team	
Gold Medal, FIBA America Championship	
2013 Court Coach, USA Basketball U19 Team	
Training Camp, FIBA World Championships	
2006-11 Head Coach, Fairfield University	92-69
<i>NIT, CIT</i>	
1997-06 Assistant Coach, Boston College	175-108
<i>NCAA five times</i>	
1996-97 Assistant Coach, Rhode Island	20-10
<i>NCAA</i>	
1995-96 Assistant Coach, Stonehill College	16-10
1994-95 Assistant Coach, UMass-Dartmouth	25-4
<b>Coaching Honors</b>	
2017 - NABC District 5 Coach of the Year	
2014 - Rhode Island Coach of the Year	
2011 - Metro Atlantic Athletic Conf. Coach of the Year	
2011 - U.S. Basketball Writers District 1 Coach of the Year	
2010 - Ben Jobe Award, National Coach of the Year	

## COOLEY VS. OPPONENTS (288-204)

Team	W	L
Alabama	0	1
Albany	2	0
American (AH)	3	1
Army	2	0
Arizona	1	0
Arkansas	0	1
Austin Peay	1	0
Baylor	0	0
Belmont	1	0
Binghamton	1	0
Boston College	5	4
Brown	5	2
Bryant	3	0
Butler	13	5
Canisius	10	1
Can. Arkansas	1	0
Central Connecticut	2	0
Charleston	0	1
Charlotte	1	0
Chattanooga	1	0
Cincinnati	1	3
Colgate	1	0
Colorado State	1	0
Connecticut	2	5
Creighton	11	9
Davidson	1	0
Dayton	0	1
DePaul	13	6
Drexel	2	0
Evansville	1	0
Fairfield	4	0
Fairleigh Dickinson	3	0
Florida	0	1
Florida A&M	1	0
Florida State	1	0
Fordham	2	1
George Mason	1	0
Georgetown	11	9
Grambling	1	0
Hartford	1	0
Harvard	1	0
Hofstra	0	2
Holy Cross	6	2
Houston	0	1
Houston Baptist	1	0
Howard	2	0
Illinois	0	1
Indiana	7	4
Iona	0	1
Iowa State	0	1
Kent State	0	1
Kentucky	0	2
La Salle	1	0
Long Beach State	0	1
Loyola	8	4
Loyola-Chicago	0	1
Louisville	2	1
Maine	1	0
Manhattan	8	3
Marist	1	4
Marquette	8	10
Massachusetts	3	4
Maryland	0	2
Memphis	1	1
Merrimack	1	0
Miami	1	0
Michigan	0	1
Michigan State	0	1
Minnesota	0	1
Mississippi	0	1
Mississippi State	1	0
Missouri	0	1
Navy	1	0
New Hampshire	2	0
Niagara	6	5
Norfolk State	1	0
Northern Iowa	0	1
North Carolina	0	2
Northwestern	0	1
Notre Dame	2	1
NJIT	3	0
Ohio State	1	0
Penn	0	1
Penn State	0	2
Pepperdine	1	0
Pittsburgh	0	2
Providence	0	1
Rhode Island	7	3
Rider	5	7
Robert Morris	1	0
Rutgers	2	1
Sacred Heart	7	0
Saint Joseph's	0	3
Saint Louis	1	0
Saint Peter's	11	1
Savannah State University	1	0
Seton Hall	10	10
Siena	5	8
Southern Carolina	2	0
Southern	0	1
Southern California	1	1
St. Francis N.Y.	3	1
St. John's	12	9
Stony Brook	3	0
Syracuse	0	4
Texas	2	0
Texas A&M	0	1
Texas Christian	1	0
UNC Asheville	1	0
USF	1	2
Vanderbilt	1	2
Vermont	3	1
Villanova	6	16
Virginia	0	1
Virginia Tech	0	1
Wagner	1	0
Wake Forest	0	1
Washington	0	1
West Virginia	0	1
Wichita State	0	1
William and Mary	1	1
Xavier	8	9
Yale	2	1
<b>Total</b>	<b>288</b>	<b>204</b>

## ED COOLEY COACHING RECORD

YEAR	SCHOOL	RECORD	PCT	CONF. REC.	FINISH	TOUR.	POST SEASON
2006-07	Fairfield	13-19	.406	10-8 (.556)	5th-Tied	0-1	
2007-08	Fairfield	14-16	.467	11-7 (.611)	5th-Tied	0-1	
2008-09	Fairfield	17-15	.531	9-9 (.500)	4th-Tied	1-1	
2009-10	Fairfield	23-11	.676	13-5 (.722)	2nd	2-1	CIT 1-1
2010-11	Fairfield	25-8	.758	15-3 (.833)	1st	1-1	NIT 1-1
2011-12	Providence	15-17	.469	4-14 (.222)	15th	0-1	
2012-13	Providence	19-15	.559	9-9 (.500)	8th-Tied	0-1	NIT 2-1
2013-14	Providence	23-12	.657	10-8 (.556)	4th	3-0 - Champs.	NCAA 0-1
2014-15	Providence	22-12	.647	11-7 (.611)	4th	1-1	NCAA 0-1
2015-16	Providence	24-11	.686	10-8 (.556)	4th	1-1	NCAA 1-1
2016-17	Providence	20-13	.606	10-8 (.556)	3rd-Tied	0-1	NCAA 0-1
2017-18	Providence	21-14	.600	10-8 (.556)	3rd-Tied	2-1	NCAA 0-1
2018-19	Providence	18-16	.529	7-11 (.389)	8th	1-1	NIT 0-1
2019-20	Providence	19-12	.613	12-6 (.667)	4th	*--	*--
2020-21	Providence	13-13	.500	9-10 (.474)	6th	0-1	
2021-22	Providence	2-0	1.000	0-0 (.000)			
<b>Career</b>	<b>16 years</b>	<b>288-204</b>	<b>.585</b>	<b>150-122 (.551)</b>	<b>One Title</b>	<b>12-13</b>	<b>One Title 5-9</b>

\*There was no BIG EAST or NCAA Tournament in 2019-20 due to the Covid-19 pandemic



## NUMERICAL ROSTER

NO.	NAME	YEAR	POS	HGT	WGT	HOMETOWN/LAST SCHOOL
0	Nate Watson	Gr.	C	6-10	260	Portsmouth, Va./Bishop O'Connell HS '17
1	Al Durham	Gr.	G	6-4	180	Lilburn, Ga./Berkmar High School '17/Indiana '21
3	Matteus Case	Fr.	G	6-5	190	Pickering, Ontario/Chaminade College Prep '20/Pennsylvania
4	Jared Bynum	RS Jr.	G	5-10	180	Largo, Md./Georgetown Prep '18/Saint Joseph's
5	Ed Croswell	Sr.	F	6-8	245	Philadelphia, Pa./St. Joseph's Prep '18/LaSalle
10	Alyn Breed	So.	G	6-3	190	Powder Springs, Ga./McEachern High School '19
11	A.J. Reeves	Sr.	G	6-6	205	Roxbury, Mass./Brimmer and May School '18
12	Brycen Goodine	Jr.	G	6-4	190	New Bedford, Mass./St. Andrew's School '19/Syracuse
14	Noah Horschler	Gr.	F	6-8	220	Melbourne Beach, Fla./Melbourne High School '16/North Florida
15	Justin Minaya	Gr.	F	6-7	210	Harrington Park, N.J./Northern Valley at Old Tappan '17/South Carolina '21
22	Luke Fonts	Fr.	G	6-1	180	Portsmouth, R.I./Portsmouth Abbey School '21
23	Legend Geeter	Fr.	F	6-8	235	River Rouge, Mich./River Rouge High School '21
24	Andrew Fonts	Gr.	G	6-2	175	Portsmouth, R.I./Portsmouth Abbey School '17
30	Rafael Castro	Fr.	F	6-10	215	Dover, N.J./Dover High School '21
33	Kieran O'Haire	Fr.	F	6-3	185	Menands, N.Y./The Albany Academy '21

### Head Coach:

Ed Cooley (Stonehill '94)

### Associate Head Coach:

Jeff Battle (Marshall '85)

### Assistant Coaches:

Brian Blaney (Roanoke College '94)

Ivan Thomas (VCU '97)

### Director of Basketball Operations:

Kevin Kurbec (Providence '02)

### Associate Director of Player Development:

Bob Walsh (Hamilton '94)

### Special Assistant to the Head Coach:

LaDontae Henton (Providence '15)

### Strength Coach:

Kenneth White (Vermont '92)

### Athletic Trainer:

Chris Hagemann (Ithaca '04)

### Friars By Class:

(Gr./Sr./Jr./So./Fr.)

**Graduate Students (5):** Al Durham, Andrew Fonts, Noah Horschler, Justin Minaya, Nate Watson

**Seniors (2):** Ed Croswell, A.J. Reeves

**Juniors (2):** Jared Bynum, Brycen Goodine

**Sophomores (1):** Alyn Breed

**Freshmen (5):** Matteus Case, Rafael Castro, Luke Fonts, Legend Geeter, Kieran O'Haire

### Pronunciation Guide:

**3 – Matteus Case – Ma – Tay – us**

**14 – Noah Horschler – Hork – Lur**

**15 – Justin Minaya – Min – Eye – Ah**

**23 – Legend Geeter – Jee – Tur**



**Al Durham #1**

**Grad Student G 6-4 180 Lilburn, Ga./Berkar High School '17/ Indiana '21**

2021-22: Recorded 18 points, three rebounds and three assists in his Providence debut versus Fairfield (11/9/21)... Scored 12 points and had three assists versus Sacred Heart (11/11/21)...

2020-21: Started all 26 games he played in... Averaged 11.3 points and 2.6 assists... Shot 38 percent from three-point territory... Led team with 38 three-point field goals and had 67 assists... Recorded 19 points with six rebounds shooting 3-5 from three-point territory versus Providence (11/30/20)... Posted a career-high 24 points at Northwestern (12/23/20)... Hit a runner to send game into first overtime and a jumper with 1.9 seconds left to extend the game into a second overtime... Made a career-high 11-12 on free throws... Had 17 points, four rebounds, and four assists shooting 2-4 from long range at Nebraska (01/10/21)... Posted 20 points and four assists and set a career-high with five triples at Rutgers (2/24/21)... Became the 53rd player to eclipse the 1,000-point barrier in his career against Michigan (2/27/21)... Ranks 51 st on Indiana All-Time Scoring list with 1026 points in 97 career starts.

2019-20: Started all 32 games as a team captain... Averaged 9.8 points and led team in three-point percentage by hitting 38.3 percent of his long-distance shots... Finished second on the team with 80 assists and led the team making 81.1 percent of his free throw attempts, ranking fifth in the Big Ten in the process... Recorded 21 points with three assists shooting a perfect 7-7 from the field and 3-3 from three-point territory versus Western Illinois (11/05/19)... Had 17 points and four assists versus Troy (11/16/19)... Notched a team-high 17 points and made all eight of his free-throws at Wisconsin (12/7/19)... Finished with 14 points, three boards and three assists against Nebraska (12/13/19)... Had 11 points against Michigan State including the field goals... Had 17 points, four boards, and two assists at Michigan (2/16/20).

2018-19: Played in 34 games and started 30 times... Was fourth on the team in scoring, averaging 8.3 points... Led the team in free throw shooting at 74 percent... Second on the team with 40 three-point field goals... Had 54 assists... Made his first start of the season against Marquette (11/14/18)... Had 13 points, five assists and four rebounds... Had a block and a steal and did not have a turnover in 35 minutes... Had 11 points at Arkansas (11/18/18)... Scored 18 points against Jacksonville (12/22/18)... Played a career-high 46 minutes scoring 11 points in win against Rutgers (03/10/19)... Notched a career-high 22 points with two rebounds and two assists against St. Francis (3/19/19).

2017-18: Made nine starts in 31 games... Averaged 4.8 points with 39 assists... Played 18.8 minutes per game... Made his first career start at Seton Hall scoring 10 points... Started against Duke and had five points (11/29/17) ... Made another start against Michigan and had five points and three rebounds (12/2/17)... Established a new Big Ten-high with 14 points and made both three-point field goal attempts against Illinois (2/14/18)... Made all 10 of his free throw attempts against Rutgers in the Big Ten Tournament (3/1/18).

2017-18: Made nine starts in 31 games... Averaged 4.8 points with 39 assists... Played 18.8 minutes per game... Made his first career start at Seton Hall scoring 10 points... Started against Duke and had five points (11/29/17) ... Made another start against Michigan and had five points and three rebounds (12/2/17)... Established a new Big Ten-high with 14 points and made both three-point field goal attempts against Illinois (2/14/18)... Made all 10 of his free throw attempts against Rutgers in the Big Ten Tournament (3/1/18).

HIGH SCHOOL: Attended Berkmar High School in Lilburn, Ga. from 2013-2017... Played varsity basketball for Coach Gregory Philips for four years... Eclipsed 1,517 career points, 453 rebounds, and 263 assists throughout his high school career along with 123 three-pointers made... Averaged 21 points, five rebounds, and 3.1 assists per game his senior year and surpassing 1,000 career points in high school... Played AAU basketball for Southern Stampede... Averaged 9.7 points and 4.7 rebounds during his time on the circuit, while shooting 46.7 percent from the field... Ranked No. 34 power forward nationally and fifth in South Carolina by 247sports.com, and No. 32 power forward by Rivals.com.

## PROFILE

Name: Aljami Durham

Birthdate: September 30, 1998

Major: Master of Education in Higher Education

Family: Son of Aljami Durham and Charmaine Durham. Has one brother, Jalen Durham. Has two sisters, Amia Durham and Amya Durham.

Interests/Hobbies: Designer and making clothes

Favorite Teams: New York Knicks and Yankees

Favorite Athletes: Tracy McGrady

Favorite Movies: Rush Hour 1-3, Paid In Full

Favorite Foods: Chicken Wings

## DURHAM, Aljami

				Field Goals		3-Point		F-Throws		Rebounds								Scoring		
SEASON	TEAM	GP-GS	MIN/AVG	FG-FGA	FG%	3FG-3FGA	3FG%	FT-FTA	FT%	OFF	DEF	TOT	AVG	PF-FO	A	TO	BLK	STL	PTS	AVG
2017-18	IND	31-9	583/18.8	47-115	.409	14-49	.286	40-56	.714	5	54	59	1.9	57-0	39	25	4	11	148	4.8
2018-19	IND	34-30	973/28.6	94-233	.403	40-115	.348	54-73	.740	6	59	65	1.9	72-2	54	42	9	16	282	8.3
2019-20	IND	32-32	848/26.5	93-211	.441	36-94	.383	90-111	.811	5	62	67	2.1	69-1	80	60	10	18	312	9.8
2020-21	IND	26-26	844/32.5	87-224	.388	38-100	.380	81-103	.786	9	72	81	3.1	66-1	67	36	3	14	293	11.3
2021-22	PROV	2-2	65/32.3	9-22	.409	3-13	.231	9-14	.643	1	4	5	2.5	5-0	6	4	0	1	30	15.0
TOTAL FOR PROV		2-2	65/32.3	9-22	.409	3-13	.231	9-14	.643	1	4	5	2.5	5-0	6	4	0	1	30	15.0
TOTAL		125-99	3313/26.5	330-805	.410	131-371	.353	274-357	.768	26	251	277	2.2	269-4	246	167	26	60	1065	8.5

## Single Game Highs

Statistic	Value
Points	24 at Northwestern 02/10/21
Rebounds	8 vs Butler 12/19/20
Assists	6 vs Princeton 11/20/19
Steals	3 vs Northwestern 01/08/20, at Northwestern 02/10/21
Blocks	2 vs Iowa 02/07/19, vs North Ala. 11/12/19
FG Made	9 vs Saint Francis (PA) 03/19/19
FG Attempts	15 vs Saint Francis (PA) 03/19/19
3FG Made	5 at Rutgers 02/24/21
3FG Attempts	9 vs Sacred Heart 11/11/21
FT Made	11 vs Northwestern 01/08/20, at Northwestern 02/10/21
FT Attempts	12 vs Northwestern 01/08/20, at Northwestern 02/10/21, vs Fairfield 11/09/21



# 2021-22 Providence Basketball



# Al Durham

2017-18...

#01 DURHAM, Aljmi

Opponent	Date	GS	MIN	Total FG-FGA	PCT	3FG-3FGA	PCT	Free throws FT-FTA	PCT	Rebounds OFF DEF TOT	AVG	PF	A	T/O	BLK	STL	PTS	AVG		
Indiana St.	11/10/2017		19:00	1-3	.333	0-1	.000	4-5	.800	0 2 2	2.0	1	2	1	0	0	6	6.0		
Howard	11/12/2017		30:00	5-9	.556	3-5	.600	3-5	.600	0 3 3	2.5	3	3	1	0	0	16	11.0		
at Seton Hall	11/15/2017	*	29:00	4-6	.667	0-1	.000	2-2	1.000	0 0 0	1.7	3	1	0	0	1	10	10.7		
South Fla.	11/19/2017		31:00	2-5	.400	0-3	.000	5-7	.714	0 5 5	2.5	4	4	0	0	1	9	10.3		
Arkansas St.	11/22/2017		28:00	3-6	.500	1-2	.500	0-0	.000	1 2 3	2.6	0	3	0	1	1	7	9.6		
Eastern Mich.	11/24/2017		30:00	2-6	.333	1-2	.500	1-3	.333	1 1 2	2.5	1	5	0	0	0	6	9.0		
Duke	11/29/2017	*	21:00	2-4	.500	1-3	.333	0-2	.000	0 0 0	2.1	2	1	1	1	0	5	8.4		
at Michigan	12/02/2017	*	23:00	2-4	.500	1-1	1.000	0-0	.000	0 3 3	2.3	2	0	1	0	1	5	8.0		
Iowa	12/04/2017	*	22:00	3-7	.429	1-3	.333	0-0	.000	1 1 2	2.2	3	0	1	0	1	7	7.9		
at Louisville	12/09/2017	*	24:00	0-3	.000	0-1	.000	2-2	1.000	0 4 4	2.4	1	3	5	0	1	2	7.3		
vs Notre Dame	12/16/2017	*	16:00	1-3	.333	0-2	.000	3-4	.750	0 2 2	2.4	0	0	0	0	0	5	7.1		
Purdue Fort Wayne	12/18/2017	*	13:00	2-4	.500	0-1	.000	0-0	.000	1 2 3	2.4	2	0	0	0	0	4	6.8		
Tennessee Tech	12/21/2017	*	19:00	1-3	.333	0-0	.000	0-0	.000	0 2 2	2.4	3	1	0	0	0	2	6.5		
Youngstown St.	12/29/2017	*	17:00	0-3	.000	0-3	.000	2-2	1.000	0 1 1	2.3	4	1	2	0	0	2	6.1		
at Wisconsin	01/02/2018		20:00	1-1	1.000	0-0	.000	0-0	.000	0 3 3	2.3	0	1	1	0	0	2	5.9		
at Minnesota	01/06/2018		22:00	0-3	.000	0-2	.000	0-2	.000	1 1 2	2.3	3	2	2	0	0	0	5.5		
Penn St.	01/09/2018		11:00	0-2	.000	0-1	.000	0-0	.000	0 1 1	2.2	1	1	0	1	0	0	5.2		
Northwestern	01/14/2018		14:00	2-4	.500	0-1	.000	1-2	.500	0 3 3	2.3	0	1	0	0	0	5	5.2		
at Michigan St.	01/19/2018		20:00	2-5	.400	0-0	.000	1-1	1.000	0 0 0	2.2	1	1	1	0	0	5	5.2		
Maryland	01/22/2018		15:00	0-1	.000	0-1	.000	0-0	.000	0 1 1	2.1	2	1	3	0	2	0	4.9		
at Illinois	01/24/2018		11:00	0-1	.000	0-1	.000	1-2	.500	0 1 1	2.0	1	1	1	1	0	1	4.7		
Purdue	01/28/2018		11:00	1-2	.500	0-1	.000	1-1	1.000	0 1 1	2.0	0	0	0	0	0	3	4.6		
at Ohio St.	01/30/2018		09:00	1-6	.167	1-4	.250	0-0	.000	0 0 0	1.9	1	1	0	0	0	3	4.6		
Michigan St.	02/03/2018		08:00	1-2	.500	0-0	.000	0-0	.000	0 1 1	1.9	1	0	0	0	0	2	4.5		
at Rutgers	02/05/2018		21:00	1-4	.250	1-3	.333	0-0	.000	0 4 4	2.0	3	1	1	0	0	3	4.4		
Minnesota	02/09/2018		16:00	2-4	.500	1-1	1.000	2-3	.667	0 2 2	2.0	3	1	2	0	0	7	4.5		
Illinois	02/14/2018		24:00	5-6	.833	2-2	1.000	2-2	1.000	0 2 2	2.0	2	0	1	0	0	14	4.9		
at Iowa	02/17/2018		12:00	0-1	.000	0-1	.000	0-0	.000	0 0 0	1.9	1	2	0	0	0	1	4.7		
at Nebraska	02/20/2018		17:00	0-3	.000	0-2	.000	0-0	.000	0 3 3	1.9	3	1	1	1	0	0	4.5		
Ohio St.	02/23/2018		11:00	3-4	.750	1-1	1.000	0-1	.000	0 1 1	1.9	1	0	0	0	1	7	4.6		
vs Rutgers	03/01/2018		19:00	0-0	.000	0-0	.000	10-10	1.000	0 2 2	1.9	4	1	0	0	0	10	4.8		
Totals		9	583:00	47-115	.409	14-49	.286	40-56	.714	5	54	59	1.9	57	39	25	4	11	148	4.8

2018-19...

#1 DURHAM, Aljmi

Opponent	Date	GS	MIN	Total		3-Pointers		Free throws		Rebounds		PF	A	T/O	BLK	STL	PTS	AVG			
				FG-FA	PCT	3FG-3FGA	PCT	FT-FTA	PCT	OFF	DEF								TOT	AVG	
Montana St.	11/09/2018		14:45	2-7	.286	1-3	.333	0-0	.000	0	2	2	3	2	2	1	5	5.0			
Marquette	11/14/2018	*	35:01	5-8	.625	1-4	.250	2-2	1.000	0	4	4	3	0	5	0	1	13	9.0		
at Arkansas	11/18/2018	*	36:00	4-9	.444	3-4	.750	0-0	.000	1	2	3	3	0	3	5	0	11	9.7		
UT Arlington	11/20/2018	*	11:09	2-6	.333	1-4	.250	1-1	1.000	0	0	0	2	3	0	1	0	6	8.8		
UC Davis	11/23/2018	*	37:37	2-4	.500	2-3	.667	6-8	.750	0	0	0	1	8	1	2	0	1	12	9.4	
at Duke	11/27/2018	*	27:12	4-10	.400	1-3	.333	0-0	.000	0	3	3	2	0	1	0	2	1	9	9.3	
Northwestern	12/01/2018	*	32:22	3-4	.750	1-1	1.000	0-0	.000	0	0	0	1	7	4	1	1	0	7	9.0	
at Penn St.	12/04/2018	*	29:00	3-5	.600	2-3	.667	4-6	.667	0	1	1	1	6	3	2	1	0	0	12	9.4
Louisville	12/08/2018	*	21:27	0-4	.000	0-3	.000	0-0	.000	0	0	0	1	4	0	0	1	0	1	0	8.3
vs Butler	12/15/2018	*	17:46	0-3	.000	0-2	.000	0-0	.000	0	0	0	1	3	1	1	0	0	1	0	7.5
Central Ark.	12/19/2018	*	25:11	4-8	.500	1-4	.250	0-0	.000	0	1	1	1	3	1	1	3	0	0	9	7.6
Jacksonville	12/22/2018	*	32:11	6-8	.750	3-5	.600	3-4	.750	0	3	3	1	4	3	2	3	0	1	18	8.5
Illinois	01/03/2019	*	23:44	2-5	.400	0-0	.000	5-6	.833	0	1	1	1	4	4	0	2	0	2	9	8.5
at Michigan	01/06/2019	*	32:25	2-5	.400	1-2	.500	1-2	.500	0	3	3	1.5	1	1	1	0	0	0	6	8.4
at Maryland	01/11/2019	*	27:44	3-6	.500	2-4	.500	0-0	.000	0	3	3	1.6	1	2	1	0	0	0	8	8.3
Nebraska	01/14/2019	*	06:00	0-1	.000	0-1	.000	0-0	.000	0	0	0	1.5	1	0	1	0	0	0	0	7.8
at Purdue	01/19/2019		26:13	2-5	.400	1-3	.333	3-4	.750	0	4	4	1.6	1	4	0	1	0	0	8	7.8
at Northwestern	01/22/2019		32:33	4-7	.571	1-4	.250	2-5	.400	1	0	1	1.6	3	3	1	0	1	1	11	8.0
Michigan	01/25/2019		31:59	1-7	.143	0-1	.000	4-5	.800	0	5	5	1.8	1	1	2	0	0	0	6	7.9
at Rutgers	01/30/2019	*	37:06	5-10	.500	1-3	.333	0-0	.000	1	2	3	1.9	5	2	1	0	0	0	11	8.1
at Michigan St.	02/02/2019	*	37:22	4-8	.500	3-5	.600	3-4	.750	1	2	3	1.9	1	3	3	0	1	0	14	8.3
Iowa	02/07/2019	*	34:56	3-8	.375	2-5	.400	4-4	1.000	0	2	2	1.9	1	1	1	1	2	0	12	8.5
Ohio St.	02/10/2019	*	28:46	1-2	.500	0-0	.000	0-0	.000	0	3	3	2.0	0	1	0	0	0	0	2	8.2
at Minnesota	02/16/2019	*	36:23	4-7	.571	1-2	.500	3-4	.750	0	1	1	1.9	3	0	3	0	0	0	12	8.4
Purdue	02/19/2019	*	35:15	1-8	.125	0-4	.000	0-0	.000	0	3	3	2.0	1	2	1	0	0	0	2	8.1
at Iowa	02/22/2019	*	24:43	0-3	.000	0-3	.000	0-2	.000	0	2	2	2.0	3	2	0	0	0	0	0	7.8
Wisconsin	02/26/2019	*	45:45	4-11	.364	3-5	.600	0-0	.000	1	0	1	1.9	5	1	2	0	0	0	11	7.9
Michigan St.	03/02/2019	*	21:52	1-4	.250	1-4	.250	0-0	.000	0	1	1	1.9	2	1	1	0	1	0	3	7.8
at Illinois	03/07/2019	*	22:17	1-5	.200	1-4	.250	3-4	.750	0	1	1	1.9	1	0	2	0	1	0	6	7.7
Rutgers	03/10/2019	*	30:14	2-6	.333	0-2	.000	5-5	1.000	0	2	2	1.9	3	2	0	1	1	0	9	7.7
vs Ohio St.	03/14/2019	*	30:28	3-8	.375	0-3	.000	3-3	1.000	0	3	3	1.9	3	3	0	1	0	0	9	7.8
Saint Francis (PA)	03/19/2019	*	35:25	9-15	.600	3-7	.429	1-2	.500	0	2	2	1.9	2	2	1	1	1	0	22	8.2
Arkansas	03/23/2019	*	35:42	2-12	.167	1-8	.125	1-2	.500	1	1	2	1.9	3	2	0	0	0	0	6	8.2
Wichita St.	03/26/2019	*	36:24	5-14	.357	3-6	.500	0-0	.000	0	2	2	1.9	4	1	0	0	1	0	13	8.3
Totals			30	972:58	94-233	.403	40-115	.348	54-73	.740	6	59	65	1.9	72	54	42	9	16	282	8.3

2020-21...

#1 DURHAM, Aljmi

				Total		3-Pointers		Free throws		Rebounds										
Opponent	Date	GS	MIN	FG-FGA	PCT	3FG-3FGA	PCT	FT-FTA	PCT	OFF	DEF	TOT	AVG	PF	A	T/O	BLK	STL	PTS	AVG
Tennessee Tech	11/25/2020	*	27:34	4-9	.444	1-5	.200	0-2	.000	0	6	6	6.0	0	4	2	0	1	9	9.0
vs Providence	11/30/2020	*	30:28	6-9	.667	3-5	.600	4-4	1.000	1	5	6	6.0	2	3	0	0	0	19	14.0
vs Texas	12/01/2020	*	27:44	2-7	.286	0-0	.000	4-5	.800	0	2	2	4.7	1	2	0	0	0	8	12.0
at Florida St.	12/09/2020	*	38:00	3-10	.300	1-4	.250	2-2	1.000	0	5	5	4.8	1	4	2	0	1	9	11.3
North Ala.	12/13/2020	*	22:56	1-5	.200	1-5	.200	0-0	.000	0	2	2	4.2	1	2	3	0	0	3	9.6
vs Butler	12/19/2020	*	36:00	5-10	.500	1-5	.200	0-3	.000	1	7	8	4.8	3	4	1	1	1	11	9.8
Northwestern	12/23/2020	*	35:46	0-4	.000	0-2	.000	0-4	.500	1	0	1	4.3	4	3	1	0	1	2	8.7
at Illinois	12/26/2020	*	28:17	4-12	.333	1-5	.200	0-0	.000	1	2	3	4.1	3	3	0	0	0	9	8.8
Penn St.	12/30/2020	*	35:23	6-12	.500	4-8	.500	2-2	1.000	0	2	2	3.9	3	4	2	0	1	18	9.8
Maryland	01/04/2021	*	34:11	3-11	.273	1-6	.167	6-7	.857	0	2	2	3.7	3	3	1	0	0	13	10.1
at Wisconsin	01/07/2021	*	48:38	6-12	.500	1-3	.333	2-3	.667	0	4	4	3.7	3	5	4	1	1	15	10.5
at Nebraska	01/10/2021	*	37:38	6-13	.462	2-4	.500	3-6	.500	0	4	4	3.8	3	2	0	0	0	17	11.1
Purdue	01/14/2021	*	27:07	1-5	.200	1-3	.333	1-2	.500	0	1	1	1.5	3	3	1	0	0	4	10.5
at Iowa	01/21/2021	*	33:06	2-6	.333	1-4	.250	9-10	.900	0	5	5	3.6	2	3	0	0	0	14	10.8
Rutgers	01/24/2021	*	31:07	3-8	.375	2-3	.667	0-0	.000	2	3	5	3.7	2	2	0	0	0	8	10.6
Illinois	02/02/2021	*	31:25	2-6	.333	2-2	1.000	7-8	.875	0	2	2	3.6	4	1	2	0	1	13	10.8
Iowa	02/07/2021	*	33:14	1-8	.125	1-3	.333	6-7	.857	1	1	2	3.5	3	1	0	0	1	9	10.6
at Northwestern	02/10/2021	*	40:11	5-12	.417	3-5	.600	11-12	.917	1	1	2	3.4	3	2	0	0	3	24	11.4
at Ohio St.	02/13/2021	*	30:06	2-8	.250	1-3	.333	2-4	.500	0	3	3	3.4	2	3	3	0	0	7	11.2
Minnesota	02/17/2021	*	31:39	5-6	.833	2-2	1.000	4-4	1.000	0	1	1	3.3	4	2	4	0	0	16	11.4
Michigan St.	02/20/2021	*	36:15	0-4	.000	0-2	.000	4-4	1.000	1	3	4	3.3	1	3	1	0	1	4	11.0
at Rutgers	02/24/2021	*	31:19	7-12	.583	5-7	.714	1-1	1.000	0	2	2	3.3	4	4	2	0	1	20	11.5
Michigan	02/27/2021	*	29:08	6-9	.667	1-3	.333	2-2	1.000	0	2	2	3.2	2	1	1	0	1	15	11.6
at Michigan St.	03/02/2021	*	22:19	0-10	.000	0-3	.000	3-4	.750	0	1	1	3.1	5	0	0	0	0	3	11.3
at Purdue	03/06/2021	*	35:53	4-11	.364	2-4	.500	4-5	.800	0	2	2	3.1	1	2	2	0	1	14	11.4
vs Rutgers	03/11/2021	*	29:02	3-8	.375	1-4	.250	2-2	1.000	0	4	4	3.1	3	1	2	0	0	9	11.3
Totals			26	844-26	87-224	38-100	380	183-103	786	9	72	81	31	66	67	3	14	293	111	9.3



**Noah Horchler #14**

**Grad Student F**

**6-8**

**220**

**Melbourne Beach, Fla./ Melborne High School '16/North Florida**

2021-22: Registered a double-double with 10 points and 11 rebounds versus Fairfield (11/9/21)...Recorded 11 points and grabbed seven rebounds versus Sacred Heart (11/11/21)...

2020-21: Scored 11 points and grabbed nine rebounds in his Friar debut versus Fairfield (11/25/20)...Scored seven points and grabbed nine rebounds versus Indiana (11/30/20)...Grabbed eight rebounds at TCU (12/9/20)...Scored five points at Seton Hall (12/20/20)...Scored 10 points and grabbed seven rebounds versus DePaul (12/27/20)...Scored 12 points and grabbed four rebounds versus No. 11 Creighton (1/2/21)...Scored 10 points and grabbed eight rebounds versus Seton Hall (2/3/21)...Scored 19 points and was 4-6 from three and added eight rebounds versus St. John's (2/6/21)...Scored nine points and grabbed 10 rebounds versus UConn (2/10/21)...Scored six points and grabbed 11 rebounds at DePaul (2/13/21)...Scored nine points and grabbed five rebounds at UConn (2/16/21)...Scored 20 points (3-5 three point FG) and grabbed nine rebounds against Xavier (2/24/21)...Registered a double-double with 10 points and 13 rebounds versus No. 10 Villanova (3/6/21)...Scored 17 points and grabbed seven rebounds versus DePaul in the BIG EAST Tournament (3/10/21)...**Scored his 1000th career point versus DePaul (3/10/21).**

2019-20: Sat out the season due to NCAA Transfer Rules.

2018-19: Played in 28 games, scored 19 points and grabbed 12 rebounds at Dayton (11/7/18)...Recorded 10 points and 10 rebounds at Penn State (11/9/18)...Poured in 16 points, grabbed nine rebounds, and had three blocks against Wright State (11/17/18)...Scored 13 points and recorded 16 rebounds against Southern Mississippi (11/20/18)...Scored 16 points and secured 10 rebounds at Florida (11/27/18)...Poured in 23 points on 10-15 shooting versus Florida A&M (11/29/18)...Scored 16 points and recorded 10 rebounds at FIU (12/13/18)...Poured in 22 points, secured 10 rebounds, and had three blocks at Charleston Southern (12/15/18)...Scored 16 points and registered 15 rebounds against Florida National (1/2/19)...Scored 23 points, grabbed seven rebounds, and had four assists versus North Alabama (1/5/19)...Scored 12 points and recorded 10 rebounds at Lipscomb (1/9/19)...Poured in 17 points, had 10 rebounds and four blocks against FGCU (1/12/19)...Scored 16 points on 7-10 shooting, and grabbed nine rebounds at Liberty (1/19/19)...Scored 13 points and recorded 12 rebounds against NJIT (1/21/19)...Registered a double-double with 23 points and 10 rebounds against Jacksonville (1/24/19)...Scored 22 points and grabbed six rebounds at FGCU (1/27/19)...Recorded a season-high 32 points, while grabbing three bounds and dishing out three assists at North Alabama University (2/9/19)...Scored 16 points and secured 13 rebounds versus Kennesaw State (2/13/19)...Registered 22 points, seven rebounds, and four steals at NJIT (2/16/19)...Scored 11 points and grabbed 12 rebounds in the season finale at Jacksonville (2/20/19).

2017-18: Played in 33 games, scored four points and grabbed nine rebounds versus Michigan (11/11/17)...Played 31 minutes while grabbing six rebounds, dishing out six assists and scoring 10 points against VCU (11/13/17)...Recorded his first double-double of the season grabbing 14 rebounds and scoring 12 points while picking up two assists versus Trinity Baptist (12/02/17)...Grabbed nine rebounds, while scoring 17 points against Florida A&M (12/11/17)...Scored 19 points to go along with 13 rebounds versus Ball State (12/19/17)...Recorded four blocks, 15 rebounds and 14 points resulting in his fifth double-double of the season against Lipscomb (1/11/18)...Scored 15 points while grabbing 13 rebounds against Kennesaw State (1/13/18)...Scored a season-high 31 points and grabbed 12 rebounds along with four assists and two blocks against USC Upstate (1/20/18)...Scored 16 points, grabbed 10 rebounds against FGCU (1/29/18)...Played 31 minutes and was able to contribute 17 points to go along with nine rebounds against Jacksonville (2/22/18).

2016-17: Played in 26 games, scored 10 points on 4-6 shooting from the field versus Polk State College (11/1/16)...Poured in 11 points in 14 minutes against TAAG Academy (12/7/16)...Recorded 11 points shooting 5-7 from the field versus Atlanta Metropolitan College...Registered 11 points and grabbed 11 rebounds in a victory over ASA College (1/24/17)...Scored nine points and grabbed six rebounds against Broward (1/28/17)...Scored 12 points and had three blocks at Miami Dade College (2/4/17)...Scored 10 points and grabbed seven rebounds while registering five blocks against College of Central Florida (3/9/17)...Registered 11 points and secured seven rebound in a victory against Monroe College (3/22/17).

HIGH SCHOOL: Played at Melbourne High School... Averaged 16 points and 10 rebounds his senior season...Set single-season block record with 117 blocks...Named Brevard County Player of the Year in 2016...Was First Team All-Conference and Space Coast Boys Basketball Player of the Year in 2016... Selected to Third Team All-State.

## PROFILE

Name: Noah Horchler

Birthdate: January 1, 1998

Major: Management

Family: Son of Max and Emma Horchler, has one brother, Jackson

Favorite Athletes: LeBron James

Favorite Teams: Orlando Magic

Favorite Food: Steak

Biggest Thrill in Sports: JUCO National Championship Game

Hobby: Fishing, surfing, going to the beach

## HORCHLER, Noah

				Field Goals		3-Point		F-Throws		Rebounds										Scoring	
SEASON	TEAM	GP-GS	MIN/AVG	FG-FGA	FG%	3FG-3FGA	3FG%	FT-FTA	FT%	OFF	DEF	TOT	AVG	PF-FO	A	TO	BLK	STL	PTS	AVG	
2017-18	UNF	33-31	867/26.3	155-282	.550	23-66	.348	52-86	.605	79	206	285	8.6	78-3	44	47	54	18	385	11.7	
2018-19	UNF	28-28	873/31.2	192-357	.538	21-71	.296	43-84	.512	69	192	261	9.3	74-0	36	59	48	26	448	16.0	
2020-21	PROV	26-13	552/21.2	62-154	.403	26-62	.419	25-36	.694	49	98	147	5.7	50-1	14	24	12	11	175	6.7	
2021-22	PROV	2-2	54/27.1	7-11	.636	3-6	.500	4-6	.667	3	15	18	9.0	5-0	3	5	2	2	21	10.5	
TOTAL FOR PROV		28-15	606/21.7	69-165	.418	29-68	.426	29-42	.690	52	113	165	5.9	55-1	17	29	14	13	196	7.0	
TOTAL		89-74	2347/26.4	416-804	.517	73-205	.356	124-212	.585	200	511	711	8.0	207-4	97	135	116	57	1029	11.6	

## Single Game Highs

Statistic	Value	
Points	32	at North Ala. 02/09/19
Rebounds	16	vs Southern Miss. 11/20/18, at Stetson 01/27/18
Assists	6	at VCU 11/13/17
Steals	4	at NJIT 02/16/19
Blocks	4	8 times
FG Made	15	at North Ala. 02/09/19
FG Attempts	23	at North Ala. 02/09/19, at FGCU 01/27/19
3FG Made	4	vs St. John's (NY) 02/06/21, vs DePaul 03/10/21
3FG Attempts	9	vs DePaul 03/10/21
FT Made	9	vs Charleston So. 12/15/18, at USC Upstate 01/20/18
FT Attempts	13	vs Charleston So. 12/15/18

# 2021-22 Providence Basketball



# Horchler Game By Game

2017-18...

2018-19..

## #00 HORCHLER, Noah

Opponent	Date	GS	MIN	Total		3-Pointers		Free throws		Rebounds				PF	A	T/O	BLK	STL	PTS	AVG
				FG-FGA	PCT	3FG-3FGA	PCT	FT-FTA	PCT	OFF	DEF	TOT	AVG							
at Michigan St.	11/02/2017	*	15:00	1-3	.333	0-1	.000	0-0	.000	1	0	1	1	0	1	0	2	2.0		
at Michigan	11/11/2017	*	28:00	3-10	.300	0-0	.000	1-2	.500	2	7	9	5.0	2	1	1	2	1	4.5	
at VCU	11/13/2017	*	31:00	4-10	.400	0-3	.000	2-2	1.000	1	6	7	5.7	1	6	0	0	3	10.0	
at Florida	11/16/2017	*	19:00	4-5	.800	0-0	.000	2-4	.500	0	4	4	5.3	1	2	2	0	10	7.3	
vs Mount St. Mary's	11/18/2017	*	11:00	2-6	.333	0-0	.000	1-4	.250	2	0	2	4.6	3	0	0	0	5	6.8	
at Wofford	11/19/2017	*	24:00	4-8	.500	2-4	.500	2-2	1.000	4	3	7	5.0	3	2	1	1	12	7.7	
Edward Waters	11/21/2017	*	21:00	3-7	.429	0-2	.000	4-6	.667	2	1	3	4.7	3	0	0	2	10	8.0	
at Miami (FL)	11/25/2017	*	19:00	2-6	.333	0-3	.000	0-0	.000	1	1	2	4.4	4	1	0	1	4	7.5	
Eastern Mich.	11/29/2017	*	29:00	7-13	.538	0-1	.000	0-2	.000	5	4	9	4.9	2	4	0	0	14	8.2	
Trinity Baptist	12/02/2017	*	24:00	6-9	.667	0-1	.000	0-0	.000	6	8	14	5.8	0	2	2	1	12	8.6	
at Florida A&M	12/11/2017	*	31:00	7-9	.778	3-3	1.000	0-2	.000	5	4	9	6.1	2	1	3	1	17	9.4	
FIU	12/13/2017	*	33:00	4-9	.444	1-2	.500	1-3	.333	3	11	14	6.8	1	2	1	1	10	9.4	
at Missouri	12/16/2017	*	29:00	4-7	.571	1-3	.333	1-2	.500	3	9	12	7.2	2	0	0	2	10	9.5	
at Ball St.	12/19/2017	*	30:00	9-16	.563	1-2	.500	0-1	.000	4	9	13	7.6	5	0	1	1	19	10.1	
at LSU	12/22/2017	*	24:00	1-2	.500	1-2	.500	0-0	.000	1	6	7	7.5	1	1	3	2	0	9.7	
at Mississippi St.	12/30/2017	*	26:00	2-8	.250	0-3	.000	0-0	.000	2	1	3	7.3	3	1	1	1	4	9.3	
Fla. National	01/02/2018		08:00	0-2	.000	0-1	.000	4-6	.667	1	2	3	7.0	0	1	0	2	4	9.0	
Jacksonville	01/06/2018	*	19:00	4-6	.667	0-0	.000	0-0	.000	1	9	10	7.2	5	1	1	1	0	8.9	
Lipscomb	01/11/2018	*	31:00	5-10	.500	1-3	.333	3-5	.600	3	12	15	7.6	2	1	0	4	1	14	9.2
Kennesaw St.	01/13/2018	*	24:00	4-5	.800	0-1	.000	7-8	.875	3	10	13	7.9	4	0	2	3	1	15	9.5
at NJIT	01/18/2018	*	27:00	6-10	.600	0-2	.000	0-0	.000	3	5	8	7.9	1	1	2	2	1	12	9.6
at USC Upstate	01/20/2018	*	32:00	10-16	.625	2-2	1.000	9-10	.900	5	7	12	8.0	3	4	0	2	0	31	10.6
FGCU	01/24/2018	*	32:00	4-11	.364	1-4	.250	1-2	.500	4	7	11	8.2	3	0	1	4	3	10	10.6
at Stetson	01/27/2018	*	29:00	3-5	.600	0-0	.000	3-5	.600	3	13	16	8.5	3	1	3	2	1	9	10.5
at FGCU	01/29/2018	*	29:00	7-13	.538	0-4	.000	2-2	1.000	2	8	10	8.6	1	2	2	0	0	16	10.7
Stetson	02/03/2018	*	36:00	9-10	.900	1-1	1.000	0-0	.000	2	8	10	8.6	2	3	3	2	0	19	11.0
at Kennesaw St.	02/08/2018	*	28:00	10-14	.714	1-3	.333	1-2	.500	3	6	9	8.6	3	1	2	2	0	22	11.4
at Lipscomb	02/10/2018	*	26:00	4-7	.571	2-3	.667	1-1	1.000	1	9	10	8.7	4	1	1	4	0	11	11.4
USC Upstate	02/15/2018	*	30:00	7-12	.583	2-3	.667	0-0	.000	0	11	11	8.8	1	1	1	2	1	16	11.6
NJIT	02/17/2018	*	25:00	5-9	.556	1-2	.500	0-1	.000	3	4	7	8.7	3	2	2	0	11	11.6	
at Jacksonville	02/22/2018	*	31:00	6-10	.600	2-4	.500	3-5	.600	2	7	9	8.7	2	1	2	0	0	17	11.7
at NJIT	02/26/2018	*	34:00	4-6	.667	1-2	.500	3-7	.429	0	9	9	8.7	2	0	2	4	2	12	11.8
at FGCU	03/01/2018	*	32:00	4-8	.500	0-1	.000	1-2	.500	1	5	6	8.6	1	0	7	0	1	9	11.7
Totals			31	867:00	155-282	.550	23-66	348-528	.605	79	206	285	8.6	78	44	47	54	18	385	11.7

## #0 HORCHLER, Noah

Opponent	Date	GS	MIN	Total FG-FGA	PCT	3FG-3FGA	PCT	Free throws FT-FTA	PCT	Rebounds OFF DEF TOT	AVG	PF	A	T/O	BLK	STL	PTS	AVG			
at Dayton	11/07/2018	*	31:32	7-11	.636	2-4	.500	3-4	.750	2	10	12	12.0	2	0	1	1	0	19	19.0	
at Penn St.	11/09/2018	*	25:00	5-9	.556	0-2	.000	0-3	.000	0	10	10	11.0	3	0	3	2	0	10	14.5	
at Wright St.	11/17/2018	*	32:00	7-11	.636	2-2	1.000	0-0	.000	1	8	9	10.3	4	1	3	3	2	16	15.0	
vs Southern Miss.	11/20/2018	*	34:00	6-14	.429	1-5	.200	0-0	.000	4	12	16	11.8	2	2	3	4	0	13	14.4	
vs Jacksonville St.	11/21/2018	*	32:00	6-9	.667	1-3	.333	1-2	.500	4	5	9	11.2	3	4	2	1	1	14	14.4	
at Florida	11/27/2018	*	35:00	8-10	.800	0-1	.000	0-0	.000	3	7	10	11.0	1	1	0	0	0	16	14.7	
Florida A&M	11/29/2018	*	31:08	10-15	.667	0-1	.000	3-4	.750	3	5	8	10.6	2	1	0	1	2	23	15.9	
at Charleston So.	12/01/2018	*	35:00	8-10	.800	1-1	1.000	0-5	.000	0	9	9	10.4	3	0	5	4	0	17	16.0	
at Minnesota	12/11/2018	*	28:03	4-13	.308	0-3	.000	1-2	.500	3	7	10	10.3	5	0	2	1	1	9	15.2	
at FIU	12/13/2018	*	25:00	8-13	.615	0-4	.000	0-1	.000	3	7	10	10.3	4	1	1	2	1	16	15.3	
Charleston So.	12/15/2018	*	31:34	6-12	.500	1-5	.200	9-13	.692	1	9	10	10.3	1	2	5	3	1	22	15.9	
at Florida St.	12/19/2018	*	31:00	6-9	.667	0-1	.000	1-2	.500	2	4	6	9.9	2	0	3	0	1	13	15.7	
at Auburn	12/29/2018	*	23:00	4-5	.800	0-0	.000	2-2	1.000	1	6	7	9.7	3	2	5	2	1	10	15.2	
Fla. National	01/02/2019	*	25:41	6-17	.353	0-2	.000	4-8	.500	6	9	15	10.1	1	2	2	0	0	16	15.3	
North Ala.	01/05/2019	*	33:24	11-15	.733	1-1	1.000	0-1	.000	3	4	7	9.9	2	4	1	3	1	23	15.8	
at Lipscomb	01/09/2019	*	36:00	6-10	.600	0-3	.000	0-1	.000	3	7	10	9.9	4	1	3	2	0	12	15.6	
FGCU	01/12/2019	*	33:12	6-14	.429	1-2	.500	4-6	.667	5	5	10	9.9	2	3	2	4	1	17	15.6	
at Stetson	01/16/2019	*	25:00	4-9	.444	0-2	.000	3-3	1.000	1	5	6	9.7	4	0	2	0	1	11	15.4	
at Liberty	01/19/2019	*	33:59	7-10	.700	1-1	1.000	1-3	.333	4	5	9	9.6	4	0	3	1	0	16	15.4	
NJIT	01/21/2019	*	33:49	5-14	.357	1-3	.333	2-3	.667	4	8	12	9.8	3	0	1	0	2	13	15.3	
Jacksonville	01/24/2019	*	32:48	10-14	.714	2-3	.667	1-2	.500	2	8	10	9.8	4	2	2	2	1	23	15.7	
at FGCU	01/27/2019	*	31:00	9-23	.391	3-6	.500	1-2	.500	3	3	6	9.6	3	2	1	0	2	22	16.0	
at Kennesaw St.	01/30/2019	*	22:00	3-12	.250	0-2	.000	0-0	.000	1	6	7	9.5	3	1	2	1	1	9	15.7	
Lipscomb	02/06/2019	*	28:06	3-8	.375	0-2	.000	1-2	.500	0	8	8	9.4	1	2	0	2	0	7	15.3	
at North Ala.	02/09/2019	*	36:00	15-23	.652	2-7	.286	0-2	.000	1	2	3	9.2	1	3	2	3	1	32	16.0	
Kennesaw St.	02/13/2019	*	32:21	8-14	.571	0-0	.000	0-2	.000	5	8	13	9.3	0	1	2	3	0	16	16.0	
at NJIT	02/16/2019	*	36:00	9-18	.500	2-2	1.000	2-5	.400	2	5	7	9.2	4	0	3	1	4	22	16.2	
at Jacksonville	02/20/2019	*	39:45	5-15	.333	0-3	.000	1-3	.333	2	10	12	9.3	3	1	0	1	2	11	16.0	
Totals			28	873:21	192-357	.538	21-71	.296	43-84	.512	69	192	261	9.3	74	36	59	48	26	448	16.0

2020-21..

## #14 HORCHLER, Noah

Opponent	Date	GS	MIN	Total		3-Pointers		Free throws		Rebounds			PF	A	T/O	BLK	STL	PTS	AVG
				FG-FGA	PCT	3FG-3FGA	PCT	FT-FTA	PCT	OFF	DEF	TOT							
Fairfield	11/25/2020		24:06	5-11	.455	0-0	.000	1-2	.500	3	6	9	9.0	0	0	0	1	11	11.0
vs Indiana	11/30/2020		21:39	2-4	.500	1-1	1.000	2-2	1.000	1	8	9	9.0	4	0	0	0	7	9.0
vs Davidson	12/01/2020		26:17	2-7	.286	0-4	.000	0-0	.000	3	5	8	8.7	2	1	1	0	4	7.3
vs Alabama	12/02/2020		06:29	0-0	.000	0-0	.000	0-1	.000	0	1	1	6.8	1	0	0	0	0	5.5
Fairleigh Dickinson	12/05/2020		14:50	1-5	.200	0-0	.000	0-0	.000	1	1	2	5.8	3	1	0	0	2	4.8
at TCU	12/09/2020	*	13:42	0-4	.000	0-0	.000	1-2	.500	5	3	8	6.2	1	0	2	0	1	4.2
at Seton Hall	12/20/2020	*	13:06	2-3	.667	1-1	1.000	0-0	.000	1	0	1	5.4	2	0	1	0	1	5.4
at Butler	12/23/2020	*	07:55	1-3	.333	0-2	.000	0-0	.000	0	0	1	4.9	4	0	0	0	2	4.0
at Villanova	12/27/2020	*	19:37	1-5	.200	0-2	.000	1-1	1.000	3	7	5.1	10.0	0	0	0	0	10	5.1
Butler	01/02/2021		07:33	0-2	.000	0-0	.000	0-0	.000	0	0	0	4.6	0	0	0	0	0	4.6
Creighton	01/02/2021		15:51	3-7	.429	2-3	.667	4-4	1.000	1	3	4	4.5	2	0	0	1	12	4.5
at Xavier	01/10/2021		05:22	1-3	.333	1-3	.333	0-0	.000	1	0	1	4.3	1	0	0	0	3	4.3
at Marquette	01/12/2021		14:41	2-5	.400	1-2	.500	0-0	.000	1	2	3	4.2	4	1	3	0	1	5.4
at Georgetown	01/20/2021		09:33	0-3	.000	0-0	.000	0-0	.000	1	2	4	4.0	0	0	0	0	2	4.0
at Villanova	01/23/2021		07:13	0-1	.000	0-1	.000	0-0	.000	0	1	1	3.8	0	0	0	0	0	3.8
Marquette	01/27/2021		20:25	2-4	.500	0-0	.000	0-0	.000	2	3	5	3.9	0	0	1	1	3	4.3
at Georgetown	01/31/2021		24:41	2-8	.250	1-3	.333	0-0	.000	2	5	7	4.1	1	0	0	2	5	4.3
Seton Hall	02/03/2021	*	31:00	4-10	.400	2-4	.500	0-1	.000	3	5	8	4.3	2	0	2	0	1	10.0
vs Indiana (W)	02/05/2021		36:48	3-6	.500	1-4	.250	4-4	1.000	1	4	5	4.5	2	0	0	0	1	10.0
UConn	02/10/2021	*	36:40	7-7	.429	1-3	.333	2-3	.667	2	8	10	4.8	1	2	1	0	9	5.6
at DePaul	02/13/2021	*	36:05	2-8	.250	1-5	.200	1-2	.500	1	10	11	5.0	3	1	1	4	1	6.5
at UConn	02/16/2021	*	31:56	2-8	.250	1-2	.500	4-5	.800	2	3	5	5.0	0	1	1	1	9	5.3
Xavier	02/24/2021	*	37:35	7-14	.500	3-5	.600	3-3	1.000	1	8	9	5.2	3	0	0	2	0	20.0
at St. John's (NY)	03/03/2021	*	25:22	1-5	.200	0-4	.000	0-0	.000	0	1	3	5.3	2	1	2	0	2	6.2
at Villanova	03/10/2021	*	31:46	3-6	.500	1-2	.500	3-3	1.000	1	3	5.6	5.0	0	0	0	0	1	10.0
vs DePaul	03/10/2021	*	35:14	3-5	.385	4-9	.444	3-6	.500	3	4	7	5.7	4	0	4	0	1	17.0
Totals			135:52	162-254	.403	26-62	.419	25-36	.694	49	98	147	5.7	50	14	22	12	11	175.6





## Andrew Fonts #24

Grad Student G 6-2 175 Portsmouth, R.I./Portsmouth Abbey School '17

2021-22: Scored four points and grabbed one rebound versus Sacred Heart (11/11/21)...

2020-21: Saw action in two games.

2019-20: Scored five points versus Sacred Heart (11/5/19)...Scored three points versus NJIT (11/9/19)...Grabbed two rebounds versus DePaul (3/7/20)... **Earned the Team's Thomas Ramos Academic Award (4/18/20).**

2018-19: Scored two points versus Albany (12/18/18)...Scored two points versus Butler in the BIG EAST First Round (3/13/19)... **Earned the Team's Thomas Ramos Academic Award (4/20/19)**...Earned BIG EAST All-Academic Team honors (8/13/19).

2017-18: Scored two points versus Saint Louis (11/17/17).

HIGH SCHOOL: Attended Portsmouth Abbey School in Portsmouth, RI... Played varsity basketball for Coach Clarence Chenoweth at Portsmouth Abbey School... Averaged 27 points, 6.0 rebounds, and 5.0 assists his senior year... Scored a career-high 46 points versus St. Georges School (2017)... Played AAU basketball for the Middlesex Magic... Named to the All-New England Class B team, All-USA Rhode Island Team, and Providence Journal All-State Winter Independent Stars in 2017.

### PROFILE

Name: Andrew L. Fonts

Birthdate: July 10, 1999

Major: Finance and English

Family: Son of Meghan and Raul Fonts. Has two brothers, Matthew and Luke.

Favorite Team: New York Knicks, New York Mets, New York Jets

Favorite Athlete: Roger Federer

Favorite Movie: Like Mike

Favorite Food: Steak

Favorite Book: Of Mice and Men

Biggest Thrill in Sports: Scoring 1,000 points in high school

## FONTS, Andrew

SEASON	TEAM	GP-GS	MIN/AVG	Field Goals		3-Point		F-Throws		Rebounds				Scoring					
				FG-FGA	FG%	3FG-3FGA	3FG%	FT-FTA	FT%	OFF	DEF	TOT	AVG	PF-FO	A	TO	BLK	STL	PTS
2017-18	PROV	8-0	9/1.1	1-3	.333	0-1	.000	0-0	.000	0	0	0	0.0	1-0	0	0	0	1	2
2018-19	PROV	7-0	10/1.5	2-4	.500	0-1	.000	0-0	.000	0	0	0	0.0	1-0	0	1	0	1	4
2019-20	PROV	12-0	18/1.5	2-8	.250	2-7	.286	3-4	.750	0	2	2	0.2	4-0	2	1	0	1	9
2020-21	PROV	2-0	3/1.4	0-1	.000	0-1	.000	0-0	.000	0	0	0	0.0	0-0	0	0	0	0	0
2021-22	PROV	1-0	7/6.5	1-2	.500	1-2	.500	1-2	.500	0	1	1	1.0	1-0	0	0	0	0	4
TOTAL		30-0	47/1.6	6-18	.333	3-12	.250	4-6	.667	0	3	3	0.1	7-0	2	2	0	3	19

## Single Game Highs

Statistic	Value	
Points	5	vs Sacred Heart 11/05/19
Rebounds	2	vs DePaul 03/07/20
Assists	1	vs Sacred Heart 11/05/19, vs Merrimack 11/19/19
Steals	1	vs St. John's (NY) 02/20/19, vs Houston Baptist 11/10/17, vs DePaul 03/07/20
FG Made	1	6 times
FG Attempts	3	vs DePaul 03/07/20, vs Sacred Heart 11/05/19
3FG Made	1	vs Sacred Heart 11/05/19, vs NJIT 11/09/19, vs Sacred Heart 11/11/21
3FG Attempts	3	vs Sacred Heart 11/05/19
FT Made	2	vs Sacred Heart 11/05/19
FT Attempts	2	vs Sacred Heart 11/05/19, vs Merrimack 11/19/19, vs Sacred Heart 11/11/21



## 2017-18...

### #10 FONTS, Andrew

Opponent	Date	GS	MIN	FG-FTA	PCT	3-Pointers 3FG-3FGA	PCT	Free throws FT-FTA	PCT	Rebounds OFF DEF TOT AVG	PF	A	T/O	BLK	STL	PTS	AVG
Houston Baptist	11/10/2017		01:00	0-2	.000	0-1	.000	0-0	.000	0	0	0	0	0	0	0	0.0
vs Saint Louis	11/17/2017		02:00	1-1	1.000	0-0	.000	0-0	.000	0	0	0	0	0	0	2	1.0
Boston College	11/25/2017		01:00	0-0	.000	0-0	.000	0-0	.000	0	0	0	0	0	0	0	0.0
at St. John's (NY)	12/28/2017		01:00	0-0	.000	0-0	.000	0-0	.000	0	0	0	0	0	0	0	0.5
at Creighton	12/31/2017		01:00	0-0	.000	0-0	.000	0-0	.000	0	0	0	0	0	0	0	0.4
at Seton Hall	01/31/2018		02:00	0-0	.000	0-0	.000	0-0	.000	0	0	0	0	0	0	0	0.3
at Butler	02/17/2018		01:00	0-0	.000	0-0	.000	0-0	.000	0	0	0	1	0	0	0	0.3
St. John's (NY)	03/03/2018		00:00	0-0	.000	0-0	.000	0-0	.000	0	0	0	0	0	0	0	0.3
Totals			0 09:00	1-3	.333	0-1	.000	0-0	.000	0	0	0	0	0	0	2	0.3

## 2018-19..

### #24 FONTS, Andrew

Opponent	Date	GS	MIN	FG-FGA	PCT	3-Pointers 3FG-3FGA	PCT	Free throws FT-FTA	PCT	Rebounds OFF DEF TOT AVG	PF	A	T/O	BLK	STL	PTS	AVG
vs Michigan	11/18/2018	02:00	0-0	.000	0-0	.000	0-0	.000	0	0	0	0	0	0	0	0	0.0
Central Conn. St.	12/16/2018	01:00	0-0	.000	0-0	.000	0-0	.000	0	0	0	0	0	0	0	0	0.0
Albany (NY)	12/18/2018	03:00	1-2	.500	0-0	.000	0-0	.000	0	0	0	0	0	0	0	2	0.7
at DePaul	02/02/2019	00:16	0-0	.000	0-0	.000	0-0	.000	0	0	0	0	0	0	0	0	0.5
St. John's (NY)	02/20/2019	02:00	0-0	.000	0-0	.000	0-0	.000	0	0	0	0	1	0	1	0	0.4
Butler	03/09/2019	01:00	0-1	.000	0-1	.000	0-0	.000	0	0	0	0	0	0	0	0	0.3
vs Butler	03/13/2019	00:54	1-1	1.000	0-0	.000	0-0	.000	0	0	0	0	0	0	0	2	0.6
Totals		0	10:10	2-4	.500	0-1	.000	0-0	.000	0	0	0	0	0	1	4	0.6

## 2019-20..

### #24 FONTS, Andrew

Opponent	Date	GS	MIN	Total		3-Pointers		Free throws		Rebounds				PF	A	T/O	BLK	STL	PTS	AVG
				FG	PCT	3FG	PCT	FT	PCT	OFF	DEF	TOT	AVG							
Sacred Heart	11/05/2019	04:00	1-3	.333	1-3	.333	2-2	1.000	0	0	0	0	0	0	1	1	0	0	5	5.0
NJIT	11/09/2019	01:00	1-1	1.000	1-1	1.000	0-0	.000	0	0	0	0	0	0	0	0	0	0	3	4.0
Saint Peter's	11/16/2019	01:00	0-0	.000	0-0	.000	0-0	.000	0	0	0	0	0	0	0	0	0	0	0	0.0
Merrimack	11/19/2019	03:00	0-1	.000	0-1	.000	1-2	.500	0	0	0	0	0	0	0	1	1	0	2	2.3
at Rhode Island	12/06/2019	01:10	0-0	.000	0-0	.000	0-0	.000	0	0	0	0	0	0	0	1	0	0	0	0.0
vs Florida	12/17/2019	02:37	0-0	.000	0-0	.000	0-0	.000	0	0	0	0	0	0	0	0	0	0	0	0.0
Butler	01/10/2020	00:31	0-0	.000	0-0	.000	0-0	.000	0	0	0	0	0	0	0	0	0	0	0	0.0
Villanova	01/25/2020	00:20	0-0	.000	0-0	.000	0-0	.000	0	0	0	0	0	0	0	1	0	0	0	0.0
at Butler	02/01/2020	00:02	0-0	.000	0-0	.000	0-0	.000	0	0	0	0	0	0	0	0	0	0	0	0.0
Creighton	02/05/2020	00:31	0-0	.000	0-0	.000	0-0	.000	0	0	0	0	0	0	0	0	0	0	0	0.0
Xavier	03/04/2020	00:00	0-0	.000	0-0	.000	0-0	.000	0	0	0	0	0	0	0	0	0	0	0	0.0
DePaul	03/07/2020	03:57	0-3	.000	0-2	.000	0-0	.000	0	2	2	0.2	0	0	0	1	0	0	0	0.8
Totals		0	18:09	2-8	.250	2-7	.286	3-4	.750	0	2	2	0.2	4	2	1	0	1	9	0.8

## 2019-20..

### #24 FONTS, Andrew

Opponent	Date	GS	MIN	Total		3-Pointers		Free throws		Rebounds				PF	A	T/O	BLK	STL	PTS	AVG
				FG-FGA	PCT	3FG-3FGA	PCT	FT-FTA	PCT	OFF	DEF	TOT	AVG							
at Villanova	01/23/2021		00:04	0-0	.000	0-0	.000	0-0	.000	0	0	0	0.0	0	0	0	0	0	0.0	
vs DePaul	03/10/2021		02:50	0-1	.000	0-1	.000	0-0	.000	0	0	0	0.0	0	0	0	0	0	0.0	
Totals			0 02:54	0-1	.000	0-1	.000	0-0	.000	0	0	0	0.0	0	0	0	0	0	0.0	

## 2021-22..

### #24 FONTS, Andrew

Opponent	Date	GS	MIN	Total		3-Pointers		Free throws		Rebounds				PF	A	T/O	BLK	STL	PTS	AVG
				FG-FGA	PCT	3FG-3FGA	PCT	FT-FTA	PCT	OFF	DEF	TOT	AVG							
Sacred Heart	11/11/2021		06:30	1-2	.500	1-2	.500	1-2	.500	0	1	1	1.0	1	0	0	0	4	4.0	
Totals			0 06:30	1-2	.500	1-2	.500	1-2	.500	0	1	1	1.0	1	0	0	0	4	4.0	



**Justin Minaya #15**

**Grad Student F**

**6-7**

**210**

**Harrington Park, N.J./Northern Valley at Old Tappan '17/South Carolina '21**

2021-22: Recorded five points and four rebounds in his Friar debut versus Fairfield (11/9/21)...Scored seven points and grabbed five rebounds versus Sacred Heart (11/11/21)...

2020-21: Played in 20 games with 19 starts...Averaged seven points, a team high 6.3 rebounds, and 1.8 assists in 30.2 minutes played...Averaged 6.8 points, 6.2 rebounds, 1.9 assists, 0.8 blocks and 0.9 steals in 15 conference games played...Had eight double-figure games, three double-doubles, and led or shared the team high in rebounds eighttimes...Scored 13 points while shooting 3-3 from three-point territory against Houston (12/05/20)...Recorded first double-double of the season with 10 points and 10 rebounds versus Florida A&M (01/01/21)...Posted consecutive double-double at LSU with 12 points and 10 rebounds (01/16/21) and at Missouri with 10 points, 11 rebounds, with five assists...Had 10 points and eight rebounds in a home court victory against Georgia (01/27/21)...Posted a season high 15 points with seven rebounds versus #10 Alabama (02/09/21).

2019-20: Averaged 7.8 points, six rebounds, two assists, 0.9 blocks and 0.6 steals in 29.8 minutes per game...Only saw action in nine SEC games due to a hand and wrist injury suffered on Feb. 1...Averaged 8.8 points, a team high 6.7 rebounds, 1.2 blocks and 1.8 steals in league games in 29.6 minutes per game...Had seven double-figure scoring games, three games with 10+ rebounds, 11 games with 2+ assists and led or shared the teamhigh in rebounding eight times...Posted the first double-double of his career with 17 points and 11 rebounds in season opener vs. North Alabama (11/6/19)...Posted a career high 18 points, matching career best with four makes from beyond the arc in a road win at Texas A&M (1/18/20)...Had second double-

double of the season with 14 points and a career high 12 rebounds in home win vs. Vanderbilt (1/25/20)...Missed nine SEC games, beginning on Feb. 5, due to a hand and wrist injury...Returned to the court in the season finale at Vanderbilt (3/7/20), scoring eight points, on a perfect 3-3 performance from the floor and two makes at the free throw line.

2018-19: Saw action in five games, averaging 7.4 points and 5.6 rebounds in 25.6 minutes per contest, before suffering a knee injury in practice on Nov. 25, which sidelined him for the remainder of the season...Received a medical redshirt after missing the final 27 games of the season due to injury...Posted three double-figure scoring games, including a season high 11 points vs. Stony Brook (11/9/18)...Pulled down a season high nine rebounds vs. Stony Brook.

2017-2018: Saw action in 32 games with 30 starts on the year...Averaged 7.9 points, 4.2 rebounds and 1.5 assists in 26.9 minutes per game...Averaged 6.3 points and 3.9 rebounds per contest in league action...Tallied 11 double-figure scoring games, and nine games with multiple 3-pointers made...Led or shared the team lead in scoring three times...Had first double-figure performance of the season with a 14-point effort vs. UTEP (11/17/17) at the Puerto Rico Tip-Off... Played 36 minutes, scoring 13 points, connecting on three 3s, in road win at FIU (11/27/18)...Began a stretch of five-straight double-figure scoring games in FIU contest, which included a season high 17 in the home win over UMass (12/2/17)...Posted 16 points and hit a then-season high four three-pointers vs. No. 21 Tennessee (1/20/18)...Scored 16 points, hitting four three-pointers, in SEC Tournament win vs. Ole Miss (3/7/18).

HIGH SCHOOL: Attended Northern Valley at Old Tappan...Played varsity basketball at Northern Valley for four years...Averaged 19.5 points, 11.3 rebounds, and 5.5 assists per game as a senior...Was named North Jersey Player of the year for basketball in 2017...Helped lead Northern Valley to the Bergen County Jamboree Quarterfinals and theNorth 1, Group 3 Semifinals...Represented the Dominican Republic at the FIBA 2016 U17 World Championship, scoring 6.7 points and pulling down 5.7 rebounds per game.

## PROFILE

Name: Justin Minaya

Birthdate: March 26, 1999

Major: Leadership Certificate program

Family: Son of Omara and Rachel Minaya. Has one brother, Teddy Minaya.

Interests/Hobbies: Baseball, playing 2k, hanging with family and friends

Favorite Teams: Lakers

Favorite Athletes: LeBron James

Favorite Food: Pasta

Biggest Thrill in Sports: Hitting a game winner

## MINAYA, Justin

				Field Goals		3-Point		F-Throws		Rebounds				Scoring						
SEASON	TEAM	GP-GS	MIN/AVG	FG-FGA	FG%	3FG-3FGA	3FG%	FT-FTA	FT%	OFF	DEF	TOT	AVG	PF-FO	A	TO	BLK	STL	PTS	AVG
2017-18	USC	32-30	860/26.9	90-231	.390	39-107	.364	35-51	.686	52	82	134	4.2	64-1	47	40	8	20	254	7.9
2018-19	USC	5-5	128/25.6	15-33	.455	2-15	.133	5-7	.714	10	18	28	5.6	18-2	8	4	1	3	37	7.4
2019-20	USC	22-21	655/29.8	59-144	.410	19-72	.264	35-53	.660	41	91	132	6.0	46-2	45	20	20	14	172	7.8
2020-21	USC	20-19	603/30.1	53-138	.384	17-73	.233	16-26	.615	49	77	126	6.3	38-0	35	21	15	14	139	7.0
2021-22	PROV	2-0	50/25.0	5-13	.385	1-6	.167	1-4	.250	5	4	9	4.5	3-0	5	4	2	1	12	6.0
<b>TOTAL FOR PROV</b>		<b>2-0</b>	<b>50/25.0</b>	<b>5-13</b>	<b>.385</b>	<b>1-6</b>	<b>.167</b>	<b>1-4</b>	<b>.250</b>	<b>5</b>	<b>4</b>	<b>9</b>	<b>4.5</b>	<b>3-0</b>	<b>5</b>	<b>4</b>	<b>2</b>	<b>1</b>	<b>12</b>	<b>6.0</b>
<b>TOTAL</b>		<b>81-75</b>	<b>2295/28.3</b>	<b>222-559</b>	<b>.397</b>	<b>78-273</b>	<b>.286</b>	<b>92-141</b>	<b>.652</b>	<b>157</b>	<b>272</b>	<b>429</b>	<b>5.3</b>	<b>169-5</b>	<b>140</b>	<b>89</b>	<b>46</b>	<b>52</b>	<b>614</b>	<b>7.6</b>

## Single Game Highs

Statistic	Value	
Points	18	at Texas A&M 01/18/20
Rebounds	12	vs Vanderbilt 01/25/20
Assists	5	at Texas A&M 01/18/20, vs Texas A&M 01/06/21, at Missouri 01/19/21
Steals	3	vs Georgia 02/21/18, vs Ole Miss 02/13/21
Blocks	4	vs Gardner-Webb 11/22/19
FG Made	7	vs North Ala. 11/06/19
FG Attempts	12	vs Tennessee 01/20/18, at Auburn 01/22/20, vs Alabama 02/09/21
3FG Made	4	vs Ole Miss 03/07/18, vs Tennessee 01/20/18, at Texas A&M 01/18/20
3FG Attempts	8	at Texas A&M 01/18/20
FT Made	6	vs Boston U. 11/19/19
FT Attempts	8	vs Boston U. 11/19/19





## 2017-18...

### #10 MINAYA, Justin

Opponent	Date	GS	MIN	FG-FGA	PCT	3FG-3FGA	PCT	FT-FTA	PCT	OFF	DEF	TOT	AVG	PF	A	T/O	BLK	STL	PTS	AVG	
at Wofford	11/10/2017	*	24:00	2-5	.400	1-2	.500	1-1	1.000	2	2	4	4.0	1	2	2	1	0	6	6.0	
Western Mich.	11/13/2017	*	22:00	2-8	.250	0-4	.000	1-3	.333	2	3	5	4.5	3	2	0	0	0	5	5.5	
vs Illinois St.	11/16/2017	*	24:00	2-9	.222	1-5	.200	4-6	.667	3	5	8	5.7	4	1	1	0	0	9	6.7	
vs UTEP	11/17/2017	*	28:00	4-7	.571	3-5	.600	3-4	.750	2	1	3	5.0	1	3	3	0	1	14	8.5	
vs Western Mich.	11/19/2017	*	33:00	4-9	.444	1-4	.250	0-0	.000	1	2	3	4.6	1	0	2	2	1	9	8.6	
at FIU	11/27/2017	*	36:00	5-11	.455	3-6	.500	0-0	.000	1	3	4	4.5	3	2	1	0	1	13	9.3	
vs Temple	11/30/2017	*	28:00	3-7	.429	1-3	.333	4-4	1.000	1	6	7	4.9	0	0	2	0	2	11	9.6	
Massachusetts	12/02/2017	*	33:00	6-11	.545	1-4	.250	4-6	.667	1	3	4	4.8	1	1	2	0	0	17	10.5	
Wyoming	12/06/2017	*	23:00	4-8	.500	2-3	.667	1-2	.500	1	2	3	4.6	4	0	2	1	2	11	10.6	
Coastal Carolina	12/09/2017	*	33:00	4-9	.444	3-7	.429	2-2	1.000	2	2	4	4.5	2	1	4	0	1	13	10.8	
at Clemson	12/19/2017	*	29:00	0-6	.000	0-1	.000	0-0	.000	3	2	5	4.5	1	1	2	0	0	0	9.8	
Limestone	12/27/2017	*	16:00	1-6	.167	1-1	1.000	1-2	.500	1	3	4	4.5	0	1	0	0	1	4	9.3	
at Ole Miss	12/31/2017	*	14:00	2-3	.667	0-1	.000	0-0	.000	1	3	4	4.5	4	3	1	1	0	4	8.9	
Missouri	01/03/2018	*	30:00	3-7	.429	1-2	.500	1-3	.333	2	2	4	4.4	2	2	2	0	0	8	8.9	
Vanderbilt	01/06/2018	*	31:00	2-7	.286	1-3	.333	1-3	.333	2	3	5	4.5	3	1	0	1	1	6	8.7	
at Alabama	01/09/2018	*	29:00	3-7	.429	1-2	.500	0-0	.000	2	3	5	4.5	2	2	0	0	1	7	8.6	
at Georgia	01/13/2018	*	14:00	1-4	.250	0-1	.000	0-0	.000	2	2	4	4.5	3	2	0	0	0	2	8.2	
Kentucky	01/16/2018	*	16:00	1-8	.125	1-4	.250	1-2	.500	0	2	2	4.3	3	0	0	0	0	4	7.9	
Tennessee	01/20/2018	*	37:00	4-12	.333	4-7	.571	4-4	1.000	3	2	5	4.4	0	0	2	0	1	16	8.4	
at Florida	01/24/2018	*	23:00	2-5	.400	2-3	.667	0-0	.000	1	0	1	4.2	1	2	2	0	0	6	8.3	
Texas Tech	01/27/2018	*	28:00	5-11	.455	0-3	.000	1-1	1.000	4	1	5	4.2	4	2	0	0	0	11	8.4	
at Texas A&M	02/03/2018	*	32:00	5-11	.455	1-4	.250	5-5	1.000	6	1	7	4.4	0	1	2	0	0	16	8.7	
at Arkansas	02/06/2018	*	36:00	5-10	.500	1-3	.333	0-0	.000	1	3	4	4.3	5	4	1	1	0	11	8.8	
Florida	02/10/2018	*	22:00	1-3	.333	0-1	.000	0-0	.000	0	1	1	4.2	0	2	0	0	1	2	8.5	
at Tennessee	02/13/2018	*	34:00	2-6	.333	2-5	.400	0-0	.000	1	6	7	4.3	2	2	4	0	2	6	8.4	
Auburn	02/17/2018	*	23:00	4-7	.571	0-3	.000	0-0	.000	1	1	2	4.2	3	1	1	0	0	8	8.4	
Georgia	02/21/2018	*	27:00	0-7	.000	0-4	.000	0-0	.000	2	3	5	4.3	0	2	0	0	3	0	8.1	
at Mississippi St.	02/24/2018	*	32:00	1-6	.167	0-3	.000	0-0	.000	1	5	6	4.3	2	1	0	0	2	2	7.9	
LSU	02/28/2018	*	24:00	2-4	.500	1-3	.333	0-0	.000	0	1	1	4.2	2	2	1	1	0	5	7.8	
at Auburn	03/03/2018	*	31:00	1-4	.250	1-2	.500	1-2	.500	1	3	4	4.2	2	1	1	0	0	4	7.7	
vs Ole Miss	03/07/2018	*	27:00	6-9	.667	4-5	.800	0-1	.000	2	2	4	4.2	1	3	2	0	0	16	7.9	
vs Arkansas	03/08/2018	*	21:00	3-4	.750	2-3	.667	0-0	.000	0	4	4	4.2	4	0	0	0	0	8	7.9	
Totals			30	860:00	90-231	.390	39-107	.364	35-51	.686	52	82	134	4.2	64	47	40	8	20	254	7.9

## 2019-20...

### #10 MINAYA, Justin

Opponent	Date	GS	MIN	Total		3-Pointers		Free throws		Rebounds			PF	A	T/O	BLK	STL	PTS	AVG		
				FG-FGA	PCT	3FG-3FGA	PCT	FT-FTA	PCT	OFF	DEF	TOT	AVG								
North Ala.	11/06/2019	*	33:00	7-10	.700	0-1	.000	3-4	.750	4	7	11	11.0	1	1	1	0	1	17	17.0	
Wyoming	11/10/2019	*	27:00	1-6	.167	1-5	.200	0-0	.000	0	4	4	7.5	3	3	0	1	0	3	10.0	
Cleveland St.	11/15/2019	*	21:00	0-9	.000	0-3	.000	0-0	.000	2	0	2	5.7	2	1	2	0	0	0	6.7	
Boston U.	11/19/2019	*	27:00	2-4	.500	0-1	.000	6-8	.750	2	1	3	5.0	0	1	0	1	2	10	7.5	
Gardner-Webb	11/22/2019	*	25:00	1-4	.250	0-2	.000	3-4	.750	1	2	3	4.6	1	2	3	4	1	5	7.0	
vs Wichita St.	11/26/2019	*	27:47	2-4	.500	0-0	.000	1-2	.500	3	2	5	4.7	2	1	2	0	0	5	6.7	
vs UNI	11/27/2019	*	34:00	3-8	.375	2-7	.286	0-2	.000	1	4	5	4.7	1	2	1	0	0	8	6.9	
George Washington	12/01/2019	*	36:00	3-6	.500	1-3	.333	1-2	.500	2	6	8	5.1	0	4	0	1	0	8	7.0	
at Massachusetts	12/04/2019	*	31:00	3-6	.500	0-1	.000	3-4	.750	1	5	6	5.2	4	4	3	1	0	9	7.2	
Houston	12/08/2019	*	35:00	2-7	.286	1-5	.200	2-2	1.000	4	2	6	5.3	0	4	0	0	0	7	7.2	
at Clemson	12/15/2019	*	19:16	1-4	.250	1-3	.333	0-0	.000	3	3	6	5.4	5	0	0	0	0	3	6.8	
at Virginia	12/22/2019	*	36:31	5-9	.556	1-5	.200	1-1	1.000	0	4	4	5.3	1	4	0	1	1	12	7.3	
Stetson	12/30/2019	*	37:00	2-8	.250	1-2	.500	3	6	9	5.5	1	2	0	0	0	0	0	6	7.2	
Florida	01/07/2020	*	20:00	1-3	.333	0-1	.000	2-4	.500	1	4	5	5.5	3	1	1	1	0	4	6.9	
at Tennessee	01/11/2020	*	33:57	0-4	.000	0-2	.000	0-0	.000	0	10	10	5.8	4	0	3	2	0	6	6.5	
Kentucky	01/15/2020	*	32:00	4-9	.444	2-5	.400	1-2	.500	3	3	6	5.8	5	2	1	1	1	11	6.8	
at Texas A&M	01/18/2020	*	40:00	6-11	.545	4-8	.500	2-2	1.000	2	6	8	5.9	2	5	1	2	1	18	7.4	
at Auburn	01/22/2020	*	31:43	6-12	.500	2-7	.286	0-0	.000	1	6	7	6.0	2	3	0	0	1	14	7.8	
Vanderbilt	01/25/2020	*	35:00	5-9	.556	1-4	.250	3-4	.750	6	6	12	6.3	2	4	0	1	2	14	8.1	
at Arkansas	01/29/2020	*	27:05	1-4	.250	1-3	.333	1-2	.500	0	2	2	6.1	3	0	0	0	0	4	7.9	
Missouri	02/01/2020	*	29:00	1-4	.250	1-4	.250	3-6	.500	1	5	6	6.1	2	1	0	2	1	6	7.8	
at Vanderbilt	03/07/2020	*	16:38	3-3	1.000	0-0	.000	2-2	1.000	1	3	4	6.0	2	0	2	1	1	8	7.8	
Totals			21	654:57	59-144	.410	19-72	.264	35-53	.660	41	91	132	6.0	46	45	20	20	14	172	7.8

## 2018-19...

### #10 MINAYA, Justin

Opponent	Date	GS	MIN	Total		3-Pointers		Free throws		Rebounds											
				FG-FGA	PCT	3FG-3FGA	PCT	FT-FTA	PCT	OFF	DEF	TOT	AVG	PF	A	T/O	BLK	STL	PTS	AVG	
USC Upstate	11/06/2018	*	30:00	1-5	.200	0-3	.000	1-2	.500	1	4	5	5.0	1	1	0	0	2	3	3.0	
Stony Brook	11/09/2018	*	25:00	5-8	.625	0-2	.000	1-2	.500	5	4	9	7.0	4	2	1	0	0	11	7.0	
Norfolk St.	11/13/2018	*	28:00	4-10	.400	1-7	.143	1-1	1.000	0	3	3	5.7	3	2	2	0	1	10	8.0	
vs Providence	11/17/2018	*	24:00	4-6	.667	0-1	.000	2-2	1.000	2	2	4	5.3	5	2	0	0	0	10	8.5	
vs George Washington	11/18/2018	*	21:00	1-4	.250	1-2	.500	0-0	.000	2	5	7	5.6	5	1	1	1	0	3	7.4	
Totals			5	128:00	15-33	.455	2-15	.133	5-7	.714	10	18	28	5.6	18	8	4	1	3	37	7.4

## 2020-21...

### #10 MINAYA, Justin

Opponent	Date	GS	MIN	Total FG		3-Pointers		Free throws		Rebounds				PF	A	T/O	BLK	STL	PTS	AVG
				FG-FGA	PCT	3FG-3FGA	PCT	FT-FTA	PCT	OFF	DEF	TOT	AVG							
vs Liberty	11/28/2020	*	30:13	1-4	.250	0-3	.000	0-0	.000	0	6	6	6.0	1	2	1	1	0	2	2.0
vs Tulsa	11/29/2020	*	32:02	5-10	.500	1-5	.200	0-0	.000	3	6	9	7.5	1	1	4	1	2	11	6.5
at Houston	12/05/2020	*	27:36	4-6	.667	3-3	1.000	2-2	1.000	0	3	3	6.0	4	0	0	0	0	13	8.7
Florida A&M	01/02/2021	*	33:16	3-8	.375	1-4	.250	3-4	.750	4	6	10	7.0	2	2	3	1	0	10	9.0
Texas A&M	01/06/2021	*	30:00	2-6	.333	2-5	.400	0-0	.000	5	3	8	7.2	1	5	0	2	1	6	8.4
at LSU	01/16/2021	*	39:36	5-10	.500	1-6	.167	1-1	1.000	5	5	10	7.7	2	2	2	0	1	12	9.0
at Missouri	01/19/2021	*	36:39	4-11	.364	2-6	.333	0-2	.000	6	5	11	8.1	4	5	0	1	1	10	9.1
Auburn	01/23/2021	*	31:15	3-7	.429	0-3	.000	0-0	.000	3	3	6	7.9	3	3	0	0	1	6	8.8
Georgia	01/27/2021	*	27:39	4-6	.667	2-3	.667	0-0	.000	4	4	8	7.9	1	0	0	0	0	10	8.9
at Vanderbilt	01/30/2021	*	22:45	4-5	.800	2-3	.667	1-2	.500	2	2	4	7.5	4	1	2	0	0	11	9.1
at Florida	02/03/2021	*	27:18	1-6	.167	0-4	.000	0-0	.000	1	1	2	7.0	0	2	1	0	1	2	8.5
Mississippi St.	02/06/2021	*	20:20	0-6	.000	0-5	.000	0-0	.000	1	2	3	6.7	2	1	0	0	0	0	7.8
Alabama	02/09/2021	*	37:25	6-12	.500	1-6	.167	2-2	1.000	4	3	7	6.7	2	0	0	2	1	15	8.3
Ole Miss	02/13/2021	*	34:56	1-5	.200	0-1	.000	3-4	.750	3	6	9	6.9	2	0	1	0	3	3	8.1
Missouri	02/20/2021	*	27:15	1-5	.200	0-2	.000	3-4	.750	2	3	5	6.7	1	1	0	1	0	5	7.9
at Mississippi St.	02/24/2021	*	35:23	1-7	.143	1-5	.200	0-0	.000	1	7	8	6.8	2	1	2	2	2	3	7.6
at Georgia	02/27/2021	*	26:03	4-9	.444	1-2	.500	0-1	.000	2	4	6	6.8	3	2	2	0	0	9	7.6
Arkansas	03/02/2021	*	26:47	1-5	.200	0-3	.000	0-2	.000	2	2	4	6.6	2	2	0	0	2	2	7.3
at Kentucky	03/06/2021	*	25:50	3-5	.600	0-2	.000	0-0	.000	0	2	2	6.4	0	1	0	2	0	6	7.3
vs Ole Miss	03/11/2021	*	30:18	0-5	.000	0-2	.000	1-2	.500	1	4	5	6.3	1	2	3	0	0	1	7.0
Totals			19	602:36	53-138	38	17-73	.233	16:26	.615	49	77	126	6.3	38	25	15	14	139	7.0

**Nate Watson #0****Grad Student    C    6-10    260    Portsmouth, Va./Bishop O'Connell HS '17**

2021-22: ***Named First Team Preseason All-BIG EAST (10/19/21)***... Recorded a game-high 22 points and four blocks versus Fairfield (11/9/21)...Registered a double-double with 14 points and 10 rebounds versus Sacred Heart (11/11/21)...

2020-21: ***Named Second Team Preseason All-BIG EAST (10/28/20)***... Registered a double-double with 23 points and 10 rebounds versus Fairfield (11/25/20)...Scored 12 points and grabbed five rebounds versus Indiana (11/30/20)...Scored 22 points on 10-16 shooting versus Davidson (12/1/20)...Scored 17 points versus Alabama (12/2/20)...Scored 20 points and was 8-8 from the free-throw line versus Fairleigh Dickinson (12/5/20)...Scored 18 points at TCU (12/9/20)...Recorded a double-double with game highs of 23 points and 11 rebounds at Seton Hall (12/20/20), ***registered his 1,000th career point***...Scored 19 points and shot 9-12 from the field at Butler (12/20/20)...Scored 18 points and grabbed 14 rebounds versus DePaul (12/27/20)...Scored 18 points and grabbed six rebounds versus Butler (12/30/20)...Scored 13 points and grabbed eight rebounds versus No. 11 Creighton (1/2/21)...Scored 17 points and grabbed 14 rebounds at Xavier (1/10/21)...Scored 18 points at Marquette (1/12/21)...Scored 29 points on 12-19 shooting and grabbed six rebounds at No. 11/11 Creighton (1/20/21)...Scored 30 points on 13-20 shooting versus St. John's (2/6/21)...Scored 17 points and grabbed six rebounds versus UConn (2/10/21)...Scored 15 points and grabbed seven rebounds versus Xavier (2/24/21)...Scored 19 points at St. John's (3/3/21)...Scored 20 points and grabbed four rebounds versus No. 10 Villanova (3/6/21)... ***Named Second Team All-BIG EAST (3/7/21)***...Scored 18 points and grabbed nine rebounds versus DePaul (3/10/21) in the BIG EAST Tournament...***Named Second Team All-NABC District 5 (3/16/21)***... ***Named USBWA All-District 1 Team***...***Named Providence College Male Team Athlete of the Year (5/3/21)***...Ranks 24th all-time in scoring at Providence with 1,317 points (10.8 ppg).

2019-20: Was a member of the USA team which won a bronze medal in Lima, Peru during the Pan Am Games in August...Missed the first four games of the season with a knee injury (11/5/19)...Returned to action and scored 14 points as he shot 6-7 from the field versus Merrimack (11/19/19)...Registered 15 points versus Pepperdine (12/1/19)...Scored 10 points and grabbed six rebounds at URI (12/6/19)...Scored 18 points and grabbed six rebounds versus Florida (12/17/19)...Scored 10 points and grabbed seven rebounds versus Texas (12/21/19)...Scored 13 points and grabbed five rebounds at Marquette (1/7/20)...Recorded eight points and seven rebounds versus St. John's (1/15/20)...Scored 18 points and grabbed nine rebounds versus No. 9/11 Villanova (1/25/20)...Scored nine points and was 4-7 from the field at No. 16 Butler (2/1/20)...Scored 11 points and had six rebounds versus No. 21/22 Creighton (2/5/20)...Scored a game-high 16 points and grabbed seven rebounds at Xavier (2/8/20)...Scored 18 points and grabbed eight rebounds versus DePaul (3/7/20)... ***Earned the Team's John Zannini Coaches Award (4/21/20)***.

2018-19: Was 5-5 from the field, scored 10 points and grabbed six rebounds versus Siena (11/6/18)...Scored 15 points and grabbed seven rebounds as he shot 6-7 from the field versus Holy Cross (11/13/18)... Scored nine points and grabbed a career-high eight rebounds versus South Carolina (11/17/18)...Scored 10 points and grabbed four rebounds versus No. 18 Michigan (11/18/18)...Scored 13 points and was 5-6 from the free-throw line versus Iona (11/24/18)...Scored 10 points and grabbed seven rebounds versus Fairleigh Dickinson (11/27/18)...Scored 12 points, grabbed seven rebounds and made three blocks versus Rhode Island (12/1/18)...Scored 19 points and grabbed 10 rebounds, while shooting 5-7 from the free-throw line at Boston College (12/4/18)...Scored 14 points and grabbed five rebounds versus UMass (12/7/18)...Scored 14 points and grabbed five rebounds versus Central Connecticut (12/16/18)...Scored 21 points as he shot 9-11 from the field at Georgetown (1/12/19)...Scored 21 points and grabbed five rebounds at No. 15/13 Marquette (1/20/19)...Recorded 11 points, six rebounds and three blocks at Xavier (1/23/19)...Scored 14 points and grabbed five rebounds versus DePaul (1/27/19)...Scored 18 points and grabbed five rebounds at St. John's (2/9/19)...Scored 18 points and grabbed six rebounds at No. 13/13 Villanova (2/13/19)...Scored 16 points versus Xavier (2/16/19)...Scored 21 points and grabbed nine rebounds versus St. John's (2/20/19)...Scored 21 points and grabbed five rebounds at Butler (2/26/19)...Scored 15 points and registered five rebound versus No. 25/25 Villanova in the BIG EAST Tournament Quarterfinals (3/14/19)...Scored 15 points versus Arkansas in the First Round of the NIT (3/19/19)... ***Earned the Team's Ryan Gomes Most Improved Player Award (4/20/19)***.

2017-18: Scored nine points and grabbed six rebounds versus Houston Baptist (11/10/17)...Scored 12 points and was 5-7 from the field...Scored five points versus Washington (11/16/17)...Scored seven points and grabbed three rebounds versus Saint Louis (11/17/17)...Scored nine points and grabbed five rebounds versus Boston College (11/25/17)...Scored nine points versus Rider (11/29/17)...Registered 10 points as he was 4-4 from the field at Rhode Island (12/2/17)...Scored 15 points and grabbed three rebounds versus Stony Brook (12/17/17)...Scored eight points versus Sacred Heart (12/22/17)...Scored nine points and grabbed three rebounds at St. John's (12/28/17)...Scored 20 points as he was 7-11 from the field and 6-7 from the free-throw line at No. 25/23 Creighton (12/31/17)...Scored nine points and was 4-6 from the field versus Marquette (1/3/18)...Scored six points and registered three blocks and two steals versus Seton Hall (1/31/18)...Scored six points at Marquette (2/3/18)...Scored five points versus Georgetown (2/6/18)...Scored 14 points versus DePaul (2/10/18)...Scored six points versus Seton Hall (2/21/18)...Scored 12 points, grabbed three rebounds, made three blocks and had two steals at Georgetown (2/24/18)...Scored nine points and grabbed three rebounds versus St. John's (3/3/18)...Scored 14 points and was 5-6 from the field versus No. 3/2 Xavier (3/9/18) in the BIG EAST Semifinals (3/9/18)...Scored five points vs. Texas A&M (3/16/18) in the First Round of the NCAA Tournament...***Earned the Team's Coca-Cola Most Promising Prospect (4/14/18)***.

HIGH SCHOOL: Attended Bishop O'Connell High School in Washington, D.C. ...Played varsity basketball for Coach Joe Wooten ...Averaged 19 points and 10 rebounds per game in 2017 in the Catholic League...Averaged 17.0 points and 9.2 rebounds per game in 2016...Played for the DC Premier AAU Team coached by Fred Howse...Ranked No. 66 overall and No.13 center by Scout.com, No. 84 overall by Rivals.com, and No. 3 in the state by ESPN... Named to the All-Met First Team (2016, 2017) and a 2017 nominee for McDonald's All-America Team.

**PROFILE**

Name: Nate D. Watson  
 Birthdate: October 19, 1998  
 Major: Social Science  
 Family: Son of Christie Brown and Nate Watson. Has two brothers, Khari and Jaden, and two sisters, Laurie and Kierra.  
 Interests/Hobbies: Drawing  
 Favorite Team: Oklahoma City Thunder  
 Favorite Athlete: Anthony Davis, Demarcus Cousins  
 Favorite Movie: Rush Hour 3, Paul Blart Mall Cop  
 Favorite Food: Pizza  
 Favorite Book: Eragon  
 Biggest Thrill in Sports: Winning a championship

**WATSON, Nate**

				Field Goals		3-Point		F-Throws		Rebounds									Scoring	
SEASON	TEAM	GP-GS	MIN/AVG	FG-FGA	FG%	3FG-3FGA	3FG%	FT-FTA	FT%	OFF	DEF	TOT	AVG	PF-FO	A	TO	BLK	STL	PTS	AVG
2017-18	PROV	35-9	483/13.8	91-153	.595	0-0	.000	55-79	.696	29	39	68	1.9	71-0	4	29	26	7	237	6.8
2018-19	PROV	34-20	799/23.5	148-251	.590	0-1	.000	101-155	.652	77	101	178	5.2	80-0	14	44	24	10	397	11.7
2019-20	PROV	27-13	509/18.8	96-188	.511	0-0	.000	52-92	.565	74	51	125	4.6	72-5	14	28	15	16	244	9.0
2020-21	PROV	26-26	839/32.3	180-299	.602	0-0	.000	79-126	.627	67	106	173	6.7	63-1	17	33	26	9	439	16.9
2021-22	PROV	2-2	61/30.4	16-23	.696	0-0	.000	4-8	.500	4	12	16	8.0	4-0	0	3	4	1	36	18.0
<b>TOTAL</b>		<b>124-70</b>	<b>2691/21.7</b>	<b>531-914</b>	<b>.581</b>	<b>0-1</b>	<b>.000</b>	<b>291-460</b>	<b>.633</b>	<b>251</b>	<b>309</b>	<b>560</b>	<b>4.5</b>	<b>290-6</b>	<b>49</b>	<b>137</b>	<b>95</b>	<b>43</b>	<b>1353</b>	<b>10.9</b>

**Single Game Highs**

Statistic	Value	
Points	30	vs St. John's (NY) 02/06/21
Rebounds	14	vs DePaul 12/27/20, at Xavier 01/10/21
Assists	2	6 times
Steals	3	at DePaul 01/04/20, vs Col. of Charleston 11/29/19
Blocks	4	vs Xavier 01/06/18, at DePaul 02/13/21, vs Fairfield 11/09/21
FG Made	13	vs St. John's (NY) 02/06/21
FG Attempts	20	vs St. John's (NY) 02/06/21
3FG Attempts	1	vs South Carolina 11/17/18
FT Made	8	5 times
FT Attempts	14	vs Massachusetts 12/07/18



## 2017-18...

## #00 WATSON, Nate

Opponent	Date	GS	MIN	FG-FGA	PCT	3-Pointers 3FG-3FGA	PCT	Free throws FT-FTA	PCT	OFF DEF TOT	AVG	PF	A	T/O	BLK	STL	PTS	AVG			
Houston Baptist	11/10/2017		17:00	4-5	.800	0-0	.000	1-2	.500	2	4	6	6.0	2	0	1	1	9	9.0		
Minnesota	11/13/2017		20:00	5-7	.714	0-0	.000	2-4	.500	1	2	3	4.5	4	0	3	0	12	10.5		
vs Washington	11/16/2017		13:00	2-4	.500	0-0	.000	1-3	.333	0	0	0	3.0	4	0	0	0	5	8.7		
vs Saint Louis	11/17/2017		19:00	2-6	.333	0-0	.000	3-3	1.000	1	2	3	3.0	3	0	0	2	7	8.3		
Belmont	11/22/2017		08:00	1-2	.500	0-0	.000	0-0	.000	1	2	3	3.0	3	0	2	1	2	7.0		
Boston College	11/25/2017		12:00	3-3	1.000	0-0	.000	3-5	.600	3	2	5	3.3	3	0	0	0	9	7.3		
Rider	11/29/2017		10:00	3-6	.500	0-0	.000	3-6	.500	2	0	2	3.1	2	0	2	1	9	7.6		
at Rhode Island	12/02/2017		19:00	4-4	1.000	0-0	.000	2-2	1.000	0	2	2	3.0	1	0	2	0	10	7.9		
Brown	12/06/2017		09:00	1-2	.500	0-0	.000	0-0	.000	1	0	1	2.8	1	0	1	1	0	7.2		
at Massachusetts	12/09/2017		15:00	2-4	.500	0-0	.000	1-2	.500	0	1	1	2.6	1	0	0	0	5	7.0		
Stony Brook	12/17/2017	*	18:00	7-11	.636	0-0	.000	1-2	.500	2	1	3	2.6	1	0	0	0	15	7.7		
vs Houston	12/20/2017	*	21:00	1-3	.333	0-0	.000	1-1	1.000	1	0	1	2.5	2	1	1	0	3	7.3		
Sacred Heart	12/22/2017	*	22:00	2-3	.667	0-0	.000	4-4	1.000	1	0	1	2.4	4	0	0	0	8	7.4		
at St. John's (NY)	12/28/2017	*	20:00	3-6	.500	0-0	.000	3-4	.750	2	1	3	2.4	1	0	0	1	9	7.5		
at Creighton	12/31/2017	*	20:00	7-11	.636	0-0	.000	6-7	.857	1	0	1	2.3	3	0	2	0	1	20	8.3	
Marquette	01/03/2018	*	16:00	4-6	.667	0-0	.000	1-2	.500	0	2	2	2.3	1	0	1	1	9	8.4		
Xavier	01/06/2018	*	07:00	0-0	.000	0-0	.000	0-0	.000	0	1	1	2.2	4	0	0	4	0	7.9		
at DePaul	01/12/2018	*	13:00	0-2	.000	0-0	.000	2-2	1.000	0	1	1	2.2	1	0	0	0	0	7.6		
Butler	01/15/2018		03:00	0-0	.000	0-0	.000	0-0	.000	0	1	1	2.1	1	0	0	0	0	7.2		
Creighton	01/20/2018		12:00	1-2	.500	0-0	.000	1-1	1.000	0	2	2	2.1	1	0	1	1	0	7.0		
at Villanova	01/23/2018		14:00	1-3	.333	0-0	.000	0-0	.000	1	3	4	2.2	3	0	1	0	1	2	6.7	
at Seton Hall	01/31/2018		16:00	3-4	.750	0-0	.000	0-2	.000	0	1	1	2.1	1	0	1	3	2	6	6.7	
at Marquette	02/03/2018		09:00	2-4	.500	0-0	.000	2-2	1.000	0	1	1	2.1	1	0	1	0	0	6	6.7	
Georgetown	02/06/2018		05:00	1-4	.250	0-0	.000	3-4	.750	1	0	1	2.0	2	0	0	0	0	5	6.6	
DePaul	02/10/2018		18:00	6-7	.857	0-0	.000	2-2	1.000	2	1	3	2.1	3	0	2	0	0	14	6.9	
Villanova	02/14/2018		05:00	0-0	.000	0-0	.000	2-2	1.000	1	0	1	2.0	0	0	0	0	0	2	6.7	
at Butler	02/17/2018		08:00	2-3	.667	0-0	.000	0-1	.000	1	0	1	2.0	3	1	2	1	0	4	6.6	
Seton Hall	02/21/2018		09:00	2-3	.667	0-0	.000	2-2	1.000	1	0	1	2.0	0	0	1	0	0	6	6.6	
at Georgetown	02/24/2018		18:00	6-11	.545	0-0	.000	0-1	.000	0	3	3	2.0	4	1	0	3	2	12	6.8	
at Xavier	02/28/2018		20:00	2-3	.667	0-0	.000	2-2	1.000	1	1	2	2.0	2	0	1	3	0	6	6.7	
St. John's (NY)	03/03/2018		18:00	4-5	.800	0-0	.000	1-2	.500	2	1	3	2.0	1	0	1	0	0	9	6.8	
vs Creighton	03/08/2018		04:00	1-3	.333	0-0	.000	0-0	.000	0	0	0	2.0	0	0	1	0	0	2	6.7	
vs Xavier	03/09/2018		28:00	5-8	.633	0-0	.000	4-6	.667	1	3	4	2.0	1	0	1	0	1	14	6.9	
vs Villanova	03/10/2018		10:00	2-4	.500	0-0	.000	1-1	1.000	0	0	0	2.0	2	0	1	1	0	5	6.8	
vs Texas A&M	03/16/2018	*	17:00	2-6	.333	0-0	.000	1-2	.500	0	1	1	1.9	3	0	0	0	0	5	6.8	
Totals			9	483:00	91-153	.595	0-0	.000	55-79	.696	29	39	68	1.9	7.1	4	29	26	7	237	6.8

## 2018-19...

## #00 WATSON, Nate

Opponent	Date	GS	MIN	Total		3-Pointers		Free throws		Rebounds		PF	A	T/O	BLK	STL	PTS	AVG			
				FG-FGA	PCT	3FG-3FGA	PCT	FT-FTA	PCT	OFF	DEF								TOT	AVG	
Siena	11/06/2018		24:00	5-5	1.000	0-0	.000	0-0	.000	2	4	6	6.0	2	2	1	0	10	10.0		
vs Wichita St.	11/09/2018		21:00	1-5	.200	0-0	.000	0-2	.000	1	1	2	4.0	1	0	0	2	2	6.0		
Holy Cross	11/13/2018		23:00	6-7	.857	0-0	.000	3-8	.375	1	6	7	5.0	1	0	0	1	15	9.0		
vs South Carolina	11/17/2018		26:00	2-8	.250	0-1	.000	5-6	.833	1	7	8	5.8	4	1	0	1	9	9.0		
vs Michigan	11/18/2018		17:00	2-7	.286	0-0	.000	6-7	.857	3	1	4	5.4	2	0	0	0	10	9.0		
Iona	11/24/2018		20:00	4-5	.800	0-0	.000	5-6	.833	0	2	2	4.8	2	0	2	0	13	9.8		
Fairleigh Dickinson	11/27/2018		23:00	3-6	.500	0-0	.000	4-8	.500	2	5	7	5.1	2	0	2	1	10	9.9		
Rhode Island	12/01/2018		21:00	5-8	.625	0-0	.000	2-7	.286	3	4	7	5.4	3	0	1	3	0	12	10.1	
at Boston College	12/04/2018		30:12	7-11	.636	0-0	.000	5-7	.714	6	4	10	5.9	4	1	0	2	0	19	11.1	
Massachusetts	12/07/2018		22:00	3-8	.375	0-0	.000	8-14	.571	2	3	5	5.8	1	1	1	0	14	11.4		
Central Conn. St.	12/16/2018		19:00	6-8	.750	0-0	.000	2-3	.667	5	0	5	5.7	2	1	0	2	14	11.6		
Albany (NY)	12/18/2018		14:00	1-3	.333	0-0	.000	1-1	1.000	2	1	3	5.5	3	0	3	0	3	10.9		
at Texas	12/21/2018		16:00	3-5	.600	0-0	.000	1-2	.500	2	2	4	5.4	4	0	2	0	7	10.6		
Creighton	12/31/2018		14:00	2-3	.667	0-0	.000	0-1	.000	1	3	4	5.3	3	0	3	0	4	10.1		
Villanova	01/05/2019	*	23:00	3-4	.750	0-0	.000	0-2	.000	3	5	8	5.5	0	0	1	0	6	9.9		
at Georgetown	01/12/2019	*	38:41	9-11	.818	0-0	.000	3-5	.600	2	5	7	5.6	4	1	3	1	0	21	10.6	
Seton Hall	01/15/2019	*	24:00	3-10	.300	0-0	.000	3-5	.600	2	2	4	5.5	0	0	1	1	1	9	10.5	
at Marquette	01/20/2019	*	26:24	8-14	.571	0-0	.000	5-6	.833	2	3	5	5.4	2	1	2	0	0	21	11.1	
at Xavier	01/23/2019	*	24:00	4-7	.571	0-0	.000	3-3	1.000	3	3	6	5.5	2	0	0	3	0	11	11.1	
DePaul	01/27/2019	*	25:00	6-7	.857	0-0	.000	2-3	.667	3	2	5	5.5	4	2	3	1	1	14	11.2	
at Seton Hall	01/30/2019	*	22:55	2-6	.333	0-0	.000	2-4	.500	2	3	5	5.4	3	0	1	0	0	6	11.0	
at DePaul	02/02/2019	*	20:05	2-4	.500	0-0	.000	3-4	.750	1	1	2	5.3	5	0	2	0	0	7	10.8	
Georgetown	02/06/2019	*	22:00	3-5	.600	0-0	.000	0-0	.000	3	2	5	5.3	1	0	1	0	0	6	10.6	
at St. John's (NY)	02/09/2019	*	25:04	5-9	.556	0-0	.000	8-10	.800	3	2	5	5.3	2	0	2	1	0	18	10.9	
St. John's (NY)	02/13/2019	*	27:13	8-13	.615	0-0	.000	2-2	1.000	4	2	6	5.3	1	0	1	0	1	18	11.2	
Xavier	02/16/2019	*	25:00	7-12	.583	0-0	.000	2-4	.500	4	0	4	5.2	2	0	2	1	1	16	11.3	
St. John's (NY)	02/20/2019	*	35:00	8-12	.667	0-0	.000	5-11	.455	4	5	9	5.4	1	0	2	1	1	21	11.7	
Marquette	02/23/2019	*	34:00	4-9	.444	0-0	.000	2-5	.400	3	1	4	5.3	3	2	1	1	0	10	11.6	
at Butler	02/26/2019	*	33:39	8-10	.800	0-0	.000	5-5	1.000	0	5	5	5.3	3	1	2	1	0	21	12.0	
at Creighton	03/06/2019	*	21:00	4-5	.800	0-0	.000	0-0	.000	0	4	4	5.3	2	1	1	0	0	8	11.8	
Butler	03/09/2019	*	16:00	2-4	.500	0-0	.000	4-4	1.000	1	1	2	5.2	4	0	2	0	0	8	11.7	
vs Butler	03/13/2019	*	18:31	2-5	.400	0-0	.000	0-0	.000	1	4	5	5.2	1	0	1	1	1	4	11.5	
vs Villanova	03/14/2019	*	26:22	5-7	.714	0-0	.000	5-5	1.000	1	4	5	5.2	3	0	1	0	0	15	11.6	
Arkansas	03/19/2019	*	21:00	5-8	.625	0-0	.000	5-5	1.000	4	4	8	5.2	3	0	0	1	0	15	11.7	
Totals			20	799:06	148-251	.590	0-1	.000	101-155	.652	77	101	178	5.2	8.0	14	44	24	10	397	11.7

## 2019-20...

## #00 WATSON, Nate

Opponent	Date	GS	MIN	Total		3-Pointers		Free throws		Rebounds			PF	A	T/O	BLK	STL	PTS	AVG	
				FG-FGA	PCT	3FG-3FGA	PCT	FT-FTA	PCT	OFF	DEF	TOT								AVG
Merrimack	11/19/2019		14:00	6-7	.857	0-0	.000	2-9	.222	0	3	3	3.0	2	0	0	3	0	14	14.0
Penn	11/23/2019		10:00	2-7	.286	0-0	.000	0-4	.000	1	1	2	2.5	0	1	0	0	0	4	9.0
vs Long Beach St.	11/28/2019		18:10	2-3	.667	0-0	.000	1-2	.500	1	2	3	2.7	2	1	0	0	1	5	7.7
vs Col. of Charleston	11/29/2019		21:03	3-7	.429	0-0	.000	1-1	1.000	2	1	3	2.8	3	0	2	0	3	7	7.5
vs Pepperdine	12/01/2019		16:29	7-10	.700	0-0	.000	1-5	.200	2	1	3	2.8	3	1	1	0	0	15	9.0
at Rhode Island	12/06/2019		15:54	5-8	.625	0-0	.000	0-1	.000	3	3	6	3.3	2	1	2	3	0	10	9.2
Stony Brook	12/14/2019		19:00	3-8	.375	0-0	.000	1-3	.333	1	2	3	3.3	3	1	1	1	1	7	8.9
vs Florida	12/17/2019		29:23	5-11	.455	0-0	.000	8-12	.667	7	1	8	3.9	3	1	0	0	0	18	10.0
Texas	12/21/2019		20:00	5-13	.385	0-0	.000	0-0	.000	5	2	7	4.2	1	0	0	0	0	10	10.0
Georgetown	12/31/2019		19:00	4-5	.800	0-0	.000	0-0	.000	0	1	1	3.9	5	2	2	0	1	8	9.8
at DePaul	01/04/2020		25:15	2-8	.250	0-0	.000	2-4	.500	6	0	6	4.1	2	1	2	1	3	6	9.5
at Marquette	01/07/2020		19:11	5-10	.500	0-0	.000	3-4	.750	3	2	5	4.2	5	1	0	2	0	13	9.8
Butler	01/10/2020		17:11	2-5	.400	0-0	.000	2-2	1.000	2	1	3	4.1	2	0	1	0	0	6	9.5
St. John's (NY)	01/15/2020		17:56	3-6	.500	0-0	.000	2-2	1.000	4	1	3	4.3	0	0	3	3	0	8	9.4
at Creighton	01/18/2020	*	16:00	2-4	.500	0-0	.000	3-4	.750	3	1	4	4.3	3	0	0	1	1	7	9.2
at Seton Hall	01/22/2020	*	14:44	4-6	.667	0-0	.000	2-2	1.000	3	1	4	4.3	5	0	2	0	0	10	9.3
Villanova	01/25/2020	*	33:19	7-12	.583	0-0	.000	4-4	1.000	6	3	9	4.5	1	1	0	0	1	18	9.8
at Butler	02/01/2020	*	17:40	4-7	.571	0-0	.000	1-2	.500	2	0	2	4.4	4	0	2	0	0	9	9.7
Creighton	02/05/2020	*	15:58	4-7	.571	0-0	.000	3-4	.750	4	2	6	4.5	1	0	0	0	0	11	9.8
at Xavier	02/08/2020	*	24:14	8-13	.615	0-0	.000	0-3	.000	2	5	7	4.6	5	0	0	0	0	16	10.1
at St. John's (NY)	02/12/2020	*	22:51	2-4	.500	0-0	.000	0-0	.000	0	3	3	4.5	3	1	0	1	0	4	9.8
Seton Hall	02/15/2020	*	13:23	0-4	.000	0-0	.000	3-4	.750	4	0	4	4.5	1	0	1	0	1	3	9.5
at Georgetown	02/19/2020	*	15:25	2-5	.400	0-0	.000	2-2	1.000	2	2	4	4.5	3	0	3	1	0	6	9.3
Marquette	02/22/2020	*	16:23	2-3	.667	0-0	.000	0-2	.000	2	3	5	4.5	1	1	0	0	1	4	9.1
at Villanova	02/29/2020	*	18:28	1-4	.250	0-0	.000	3-6	.500	3	3	6	4.6	5	0	1	0	0	5	9.0
Xavier	03/04/2020	*	16:08	1-2	.500	0-0	.000	0-0	.000	2	1	3	4.5	4	1	3	0	2	2	8.7
DePaul	03/07/2020	*	21:27	5-9	.556	0-0	.000	8-10	.800	7	4	8	4.6	3	0	1	0	0	18	9.0
Totals			13 508:32	96-188	.511	0-0	.000	52-92	.565	74	51	125	4.6	72	14	28	15	16	244	9.4





## Ed Croswell #5

Senior

F

6-8

245

Philadelphia, Pa./St. Joseph's Prep '18/LaSalle

2021-22: Scored four points and grabbed four rebounds versus Sacred Heart (11/11/21)...

2020-21: Scored 10 points and grabbed six rebounds in his Friar debut versus Fairfield (11/25/20)...Scored five points and made three steals versus Alabama (12/2/20)...Was 4-5 from the field and scored eight points at TCU (12/9/20).

2019-20: Played in 26 games for LaSalle, averaged 10.4 points and 7.6 rebounds, while shooting 60.2 percent from the field...Ranked third in the nation in offensive rebounding rate at 18.5 percent...Scored 10 or more points in 18 of the 26 games he played...Led the team in rebounding...Recorded a double-double with 11 points and 10 rebounds in a win versus Murray State (11/25/19)...Registered 18 points and 12 rebounds in an overtime win versus South Alabama (11/27/19)...Scored 14 points and grabbed 19 rebounds at Villanova (12/1/19)...Scored 18 points and collected 15 rebounds in a win versus Fairleigh Dickinson (12/21/19)...Scored 14 points and recorded seven rebounds versus No. 20 Dayton (1/2/20)...Had 13 points and 11 rebounds at Richmond (1/22/20)...Posted a career best game of 24 points and 18 rebounds versus St. Louis (1/29/20)...Posted his seventh double-double of the season with 10 points and 12 rebounds at Duquesne (2/2/20)...Scored 14 points and recorded eight rebounds versus Saint Joseph's (2/8/20).

2018-19: Played in 31 games for LaSalle, averaged 4.6 ppg and 7.0 rpg...Led the team in rebounding...Grabbed 98 offensive rebounds in 31 games (3.2 per game), which ranked third in the Atlantic 10...Ranked first in the nation among offensive rebound percentage at 18.1 percent...Recorded five points and nine rebounds versus Drexel (11/17/18)...Scored 10 points and registered four rebounds versus No. 23 Villanova (12/17/18)...Posted his first career double-double with 11 points, 14 rebounds and three steals versus Bucknell (12/4/18)...Scored 11 points and recorded seven rebounds at VCU (1/9/19)...Recorded nine points and 11 rebounds versus UMass (1/30/19)...Had nine points and 16 rebounds at Richmond (2/2/19)...Scored nine points and grabbed 16 rebounds versus Duquesne (2/13/19)...Posted a double-double with 10 points and 14 rebounds at Saint Louis (2/16/19)...Grabbed 10 rebounds at St. Bonaventure (2/20/19)...Registered 11 rebounds and two assists versus Davidson (2/27/19).

HIGH SCHOOL: Attended St. Joseph's Prep...Averaged 13.5 ppg as a senior at St. Joseph's Prep where his team advanced to the semifinals of the PIAA Class 6A Tournament...Averaged 15 points and 12 rebounds per game as a junior...Recorded a triple-double (17 points, 10 rebounds, 10 blocks) in a win over West Catholic as a junior...Was coached by Speedy Morris at St. Joseph's...Earned Second Team All-Catholic League honors in his junior and senior seasons.

## PROFILE:

Name: Edward Jamal Croswell

Birthdate: September 6, 1999

Major: Sports Broadcasting/Media

Family: Son of Delilah Giddings. Has one sister, Amber Croswell, and two brothers, Kaliem Croswell and David Giddings.

Favorite Athletes: Paul George, D'Andre Swift

Favorite Teams: Philadelphia Eagles, Philadelphia 76ers

Favorite Food: Buffalo Chicken

Hobby: Driving

Biggest Thrill in Sports: The Eagles winning the Super Bowl

## CROSWELL, Ed

				Field Goals		3-Point		F-Throws		Rebounds										Scoring	
SEASON	TEAM	GP-GS	MIN/AVG	FG-FGA	FG%	3FG-3FGA	3FG%	FT-FTA	FT%	OFF	DEF	TOT	AVG	PF-FO	A	TO	BLK	STL	PTS	AVG	
2018-19	LaS	31-9	590/19.0	55-100	.550	0-0	.000	33-52	.635	98	118	216	7.0	64-2	18	43	21	14	143	4.6	
2019-20	LaS	26-25	566/21.8	109-181	.602	0-0	.000	53-96	.552	95	102	197	7.6	76-1	16	53	14	18	271	10.4	
2020-21	PROV	26-0	182/7.0	27-54	.500	0-0	.000	5-21	.238	27	22	49	1.9	26-0	4	18	5	8	59	2.3	
2021-22	PROV	2-0	20/10.0	2-2	1.000	0-0	.000	2-2	1.000	0	5	5	2.5	4-0	0	4	1	3	6	3.0	
TOTAL FOR PROV		28-0	202/7.2	29-56	.518	0-0	.000	7-23	.304	27	27	54	1.9	30-0	4	22	6	11	65	2.3	
TOTAL		85-34	1357/16.0	193-337	.573	0-0	.000	93-171	.544	220	247	467	5.5	170-3	38	118	41	43	479	5.6	

## Single Game Highs

Statistic	Value	
Points	24	vs Saint Louis 01/29/20
Rebounds	18	vs Saint Louis 01/29/20
Assists	3	at Richmond 02/02/19, at Duquesne 02/02/20, vs Fairleigh Dickinson 12/21/19
Steals	3	4 times
Blocks	5	vs Massachusetts 01/30/19
FG Made	10	vs Saint Louis 01/29/20
FG Attempts	16	vs Saint Louis 01/29/20
FT Made	5	at Richmond 01/22/20
FT Attempts	8	vs Fordham 02/19/20, vs Saint Joseph's 02/08/20



## 2018-19...

## 2019-20...

## #11 CROSWELL, Ed

Opponent	Date	GS	MIN	Total		3-Pointers		Free throws		Rebounds		PF	A	T/O	BLK	STL	PTS	AVG						
				FG	FGA	PCT	3FG	3FGA	PCT	FT	FTA								PCT	OFF	DEF	TOT		
at Temple	11/06/2018		10:28	1	2	.500	0	0	.000	0	1	1	2	3	3.0	1	0	1	2	2.0				
Lafayette	11/10/2018		03:00	0	0	.000	0	0	.000	0	0	0	0	1.5	0	0	0	0	0	1.0				
at Florida	11/14/2018		17:00	2	3	.667	0	0	.000	1	2	3	2	4	2.3	5	1	1	0	5	2.3			
Drexel	11/17/2018		16:00	2	2	1.000	0	0	.000	1	2	3	4	5	9	4.0	3	0	2	1	5	3.0		
vs Miami (FL)	11/22/2018		16:00	2	5	.400	0	0	.000	1	3	4	2	6	4.4	0	0	1	0	0	5	3.4		
vs Northwestern	11/23/2018		17:00	1	2	.500	0	0	.000	0	0	1	1	2	4.0	1	0	1	0	0	2	3.2		
vs Grand Canyon	11/25/2018		09:00	1	4	.250	0	0	.000	0	0	1	3	4	4.0	1	0	0	0	1	2	3.0		
Villanova	12/01/2018	*	24:33	3	3	1.000	0	0	.000	4	4	1.000	3	1	4	4.0	3	0	2	1	10	3.9		
Bucknell	12/04/2018	*	26:00	4	11	.364	0	0	.000	3	6	.500	10	4	14	5.1	2	2	3	0	3	11	4.7	
Penn	12/08/2018	*	19:00	1	2	.500	0	0	.000	0	0	.000	3	2	5	5.1	1	2	2	0	1	2	4.4	
vs Alabama A&M	12/21/2018		18:00	1	1	1.000	0	0	.000	2	2	1.000	1	6	7	5.3	3	1	1	1	2	4	4.4	
vs Towson	12/22/2018		10:00	0	2	.000	0	0	.000	1	2	.500	2	1	3	5.1	3	0	2	0	0	1	3.8	
at Massachusetts	01/05/2019		13:00	0	1	.000	0	0	.000	0	0	.000	1	1	2	4.8	1	0	1	0	0	0	3.4	
at VCU	01/09/2019		17:47	4	4	1.000	0	0	.000	3	3	1.000	4	3	7	5.0	4	0	0	2	0	11	4.3	
Saint Louis	01/12/2019	*	28:00	1	2	.500	0	0	.000	2	3	.667	2	4	6	5.1	1	1	1	1	0	4	4.3	
George Washington	01/16/2019		18:00	2	2	1.000	0	0	.000	0	0	.000	2	3	5	5.1	2	0	1	0	0	4	4.3	
Rhode Island	01/19/2019		12:00	0	2	.000	0	0	.000	1	2	.500	2	3	5	5.1	3	0	1	1	0	1	4.1	
at Fordham	01/23/2019		09:38	2	2	1.000	0	0	.000	0	1	.000	1	4	5	5.1	2	0	0	0	0	4	4.1	
Massachusetts	01/30/2019		26:00	3	5	.600	0	0	.000	3	4	.750	5	6	11	5.4	1	1	0	5	1	9	4.3	
at Richmond	02/02/2019		27:51	4	5	.800	0	0	.000	1	3	.333	6	10	16	5.9	1	3	2	1	2	9	4.6	
Saint Joseph's	02/05/2019		24:00	4	4	1.000	0	0	.000	0	0	.000	3	5	8	6.0	0	0	3	1	0	8	4.7	
at George Mason	02/09/2019		22:00	3	4	.750	0	0	.000	0	0	.000	1	2	3	5.9	5	2	0	0	0	6	4.8	
Duquesne	02/13/2019		33:00	3	6	.500	0	0	.000	3	4	.750	10	6	16	6.3	3	1	2	0	1	9	5.0	
at Saint Louis	02/16/2019	*	24:54	4	8	.500	0	0	.000	2	2	1.000	6	8	14	6.6	4	1	3	1	0	10	5.2	
at St. Bonaventure	02/20/2019	*	29:01	1	4	.250	0	0	.000	0	0	.000	6	4	10	6.8	3	0	2	0	1	2	5.0	
Richmond	02/23/2019	*	25:00	1	1	1.000	0	0	.000	2	4	.500	3	6	9	6.8	1	0	3	0	0	1	4	5.0
Davidson	02/27/2019	*	23:00	1	1	1.000	0	0	.000	3	8	11	7	0	2	2	2	2	2	0	2	4	9	
at Saint Joseph's	03/02/2019	*	17:46	1	2	.500	0	0	.000	0	0	.000	3	4	7	7.0	1	1	2	0	0	0	2	4.8
at Dayton	03/06/2019		13:32	0	1	.000	0	0	.000	0	0	.000	0	1	1	6.8	4	0	1	1	0	0	4.6	
Fordham	03/09/2019		19:00	1	4	.250	0	0	.000	3	4	.750	3	4	7	6.8	2	2	1	0	0	5	4.6	
vs Rhode Island	03/14/2019		20:00	2	5	.400	0	0	.000	0	0	.000	5	7	12	7.0	1	0	2	0	0	4	4.6	
Totals			9	589:30	55	100	.550	0	0	.000	33	52	.635	98	118	216	7.0	64	18	43	21	14	143	4.6

## #11 CROSWELL, Ed

Opponent	Date	GS	MIN	FG-PT	3-PT	Free throws	Rebounds	PF	A	T/O	BLK	STL	PTS	AVG							
				FG-PT	3FG-3FGA	FT-FTA	OFF DEF TOT														
Iona	11/09/2019	*	16:10	5-8	.625	0-0	2-2	4.0	3	4	0	0	12	12.0							
at Penn	11/13/2019	*	16:06	3-5	.600	0-0	2-2	1.000	1	3	4	0	2	1	8	10.0					
Temple	11/16/2019	*	16:10	1-3	.333	0-0	1-2	1.500	3	4	7	5.0	3	0	1	3	7.7				
vs Virginia St.	11/23/2019	*	23:00	5-6	.833	0-0	1-2	1.500	3	7	10	6.3	4	0	6	2	1	11	8.5		
vs Wright St.	11/26/2019	*	11:00	2-4	.500	0-0	2-5	.400	3	4	7	6.4	3	0	0	0	0	6	8.0		
vs South Alabama	11/27/2019	*	31:50	8-13	.615	0-0	2-4	2.500	4	8	12	7.3	3	1	2	0	1	18	9.7		
at Villanova	12/01/2019	*	27:48	6-9	.667	0-0	2-3	.667	4	6	10	7.7	3	0	0	0	0	1	14	10.3	
at Drexel	12/07/2019	*	26:07	5-8	.625	0-0	0-0	.000	3	3	6	7.5	3	1	5	1	1	10	10.3		
Wagner	12/18/2019	*	16:22	2-5	.400	0-0	2-6	.333	1	4	5	7.2	1	0	0	2	0	6	9.8		
Fairleigh Dickinson	12/21/2019	*	26:46	7-10	.700	0-0	4-6	.667	8	7	15	8.0	1	3	3	1	0	18	10.6		
Bucknell	12/28/2019	*	15:28	4-5	.800	0-0	2-5	.400	1	3	4	7.6	5	0	1	2	0	10	10.5		
Dayton	01/02/2020	*	20:30	6-11	.545	0-0	2-2	2.000	5	2	7	7.6	2	0	2	0	0	14	10.8		
at Rhode Island	01/05/2020	*	24:26	1-3	.333	0-0	1-2	.500	2	4	6	7.5	2	0	3	1	1	3	10.2		
at Massachusetts	01/08/2020	*	08:00	1-2	.500	0-0	0-0	.000	1	3	4	7.2	4	0	1	0	0	2	9.6		
George Mason	01/11/2020	*	21:54	3-5	.600	0-0	4-5	.800	5	3	8	7.3	4	1	3	0	0	10	9.7		
at Rhode Island	01/18/2020	*	23:55	3-7	.429	0-0	1-4	.250	6	3	9	7.4	4	2	3	0	0	7	9.5		
at Richmond	01/22/2020	*	23:04	4-8	.500	0-0	5-6	.833	7	4	11	7.6	3	0	2	1	3	13	9.7		
VCU	01/25/2020	*	21:12	5-8	.625	0-0	1-3	.333	2	3	5	7.4	2	1	0	0	3	11	9.8		
Saint Louis	01/28/2020	*	38:25	10-16	.625	0-0	4-7	.571	9	9	18	8.0	2	0	1	2	2	24	10.5		
Saint Joseph's	02/02/2020	*	34:53	4-7	.571	0-0	2-5	.400	7	5	12	8.2	3	3	5	0	1	10	10.5		
Saint Joseph's	02/08/2020	*	20:46	5-8	.625	0-0	4-8	.500	6	2	8	8.2	3	1	2	1	0	14	10.7		
Richmond	02/12/2020	*	23:25	5-8	.625	0-0	0-0	.000	2	5	7	8.1	1	2	4	0	0	10	10.6		
at Saint Louis	02/15/2020	*	12:54	1-1	1.000	0-0	0-1	.000	1	2	3	7.9	4	0	2	1	0	2	10.3		
Fordham	02/19/2020	*	24:59	4-8	.500	0-0	4-8	.500	6	3	9	8.0	1	1	1	1	0	12	10.3		
at George Washington	02/22/2020	*	18:19	4-6	.667	0-0	4-6	.667	1	1	2	7.7	4	0	0	0	0	1	12	10.4	
at Davidson	02/25/2020	*	22:54	5-7	.714	0-0	1-2	.500	2	2	4	7.6	4	0	1	0	0	11	10.4		
Totals			25	565:33	109-181	.602	0-0	.000	53-96	.552	95	102	197	7.6	76	16	53	14	18	271	10.4

## 2020-21...

## 2021-22...

## #21 CROSWELL, Ed

Opponent	Date	GS	MIN	Total		3-Pointers		Free throws		Rebounds				PF	A	T/O	BLK	STL	PTS	AVG
				FG	FGA	PCT	3FG	3FGA	PCT	FT	FTA	PCT	OFF							
Fairfield	11/25/2020		14:48	5	7	.714	0	0	.000	4	2	6	6.0	2	1	1	0	0	10	10.0
vs Indiana	11/30/2020		10:48	2	3	.667	0	0	.000	1	5	200	3	1	4	5.0	0	0	5	7.5
vs Davidson	12/01/2020		04:03	0	0	.000	0	0	.000	0	0	0	0	0	0	3.3	1	0	0	0
vs Alabama	12/02/2020		09:46	2	2	1.000	0	0	.000	1	5	200	1	1	2	3.0	2	0	1	3
Fairleigh Dickinson	12/05/2020		03:28	1	2	.500	0	0	.000	0	0	0	2	0	0	2.8	0	0	0	2
at TCU	12/09/2020		11:15	4	5	.800	0	0	.000	0	1	2.5	2	0	0	1	8	5.0	0	
at Seton Hall	12/20/2020		07:28	1	1	1.000	0	0	.000	1	2	500	0	2	2	2.4	1	2	1	3
at Butler	12/23/2020		06:56	1	3	.333	0	0	.000	1	1	1000	3	0	3	2.5	0	0	0	3
DePaul	12/27/2020		07:10	1	1	1.000	0	0	.000	0	0	0	0	1	1	2.3	4	0	2	4
Butler	12/30/2020		04:03	0	1	.000	0	0	.000	0	1	2.2	0	0	1	2.2	0	1	0	3
Creighton	01/02/2021		10:13	1	4	.250	0	0	.000	0	2	200	2	0	2	2.2	1	0	1	2
at Xavier	01/10/2021		03:43	1	1	1.000	0	0	.000	0	0	0	0	0	0	2.0	0	0	1	2
at Marquette	01/12/2021		11:23	1	3	.333	0	0	.000	0	1	0.000	4	2	6	2.3	2	1	0	2
at Creighton	01/20/2021		04:20	0	1	.000	0	0	.000	0	0	0	1	0	1	2.2	1	0	0	3
at Villanova	01/23/2021		14:29	0	1	.000	0	0	.000	0	0	0	0	0	2	1.0	0	1	0	2
at Georgetown	01/26/2021		06:06	0	1	.000	0	0	.000	0	0	0	0	0	0	2.0	0	0	0	0
at Georgetown	01/30/2021		12:25	2	5	.400	0	0	.000	1	1	200	2	2	4	2.2	2	0	1	5
Seton Hall	02/03/2021		04:32	0	2	.000	0	0	.000	0	2	2.2	0	0	2	2.2	0	3	0	2
St. John's (NY)	02/06/2021		05:43	0	0	.000	0	0	.000	0	2	0.000	0	0	0	2.1	1	0	0	2
at UConn	02/10/2021		06:25	2	4	.500	0	0	.000	0	0	0	0	0	0	2.5	0	0	0	2
at DePaul	02/13/2021		07:06	1	3	.333	0	0	.000	0	0	0	0	2	2	4	2.1	0	0	1
at UConn	02/16/2021		09:14	1	2	.500	0	0	.000	0	0	0	0	0	2	2.1	3	0	1	2
Xavier	02/24/2021		06:26	1	1	1.000	0	0	.000	1	1	2.0	0	1	2	2.1	0	1	1	2
St. John's (NY)	03/01/2021		05:36	0	0	.000	0	0	.000	0	0	0	0	0	0	2.0	0	0	0	0
Villanova	03/06/2021		02:46	0	0	.000	0	0	.000	0	0	0	0	0	2	2.0	1	1	0	2



**A.J. Reeves #11**

**Senior**

**G**

**6-6**

**205**

**Roxbury, Mass./Brimmer and May School '18**

2021-22: Scored 13 points and was 6-7 from the free-throw line versus Fairfield (11/9/21)...

2020-21: Scored 14 points and made two steals versus Fairfield (11/25/20)...Scored eight points and grabbed three rebounds versus Indiana (11/30/20)...Scored 10 points versus Alabama (12/2/20)...Scored seven points and grabbed four rebounds at TCU (12/9/20)...Scored seven points and grabbed two rebounds at Seton Hall (12/20/20)...Scored 22 points and grabbed five rebounds versus DePaul (12/27/20)...Was 4-5 from three-point territory as he scored 12 points and grabbed five rebounds versus Butler (12/30/20)...Scored 10 points versus No. 11 Creighton (1/2/21)...Scored nine points and grabbed four rebounds at Xavier (1/10/21)...Scored 12 points and grabbed six rebounds at Marquette (1/12/21)...Scored 13 points and was 7-7 from the free-throw line versus Marquette (1/27/21)...Scored 28 points after making six threes and grabbing five rebounds and adding five assists at Georgetown (1/30/21)...Scored 13 points and had five assists versus St. John's (2/6/21)...Scored 10 points, grabbed seven rebounds and had six assists versus UConn (2/10/21)...Scored 13 points at DePaul (2/13/21)...Scored 16 points and was 5-9 from the field versus Xavier (2/24/21).

2019-20: Was a member of the USA team which won a bronze medal in Lima, Peru during the Pan Am Games in August...Scored 15 points and recorded four assists versus Sacred Heart (11/5/19)...Registered six points, three rebounds and three assists versus NJIT (11/9/19)...Scored 15 points and grabbed four rebounds versus Pepperdine (12/1/19)...Scored nine points versus Stony Brook (12/14/19)...Scored 13 points and grabbed five rebounds versus Georgetown (12/31/19)...Registered 10 points, three rebounds and three steals at Marquette (1/7/20)...Recorded nine points and six rebounds versus No. 9/11 Villanova (1/25/20)...Scored eight points and grabbed four rebounds at No. 16 Butler (2/1/20)...Scored 22 points as he shot 6-8 from three-point territory versus No. 21/22 Creighton (2/5/20)...Scored 12 points and grabbed six rebounds at St. John's (2/12/20)...Scored 11 points and grabbed four rebounds versus No. 19/19 Marquette (2/22/20)...Scored 19 points and was 4-8 from three-point territory versus DePaul (3/7/20)... **Earned the Team's Lenny Wilkens Hustle Award (4/20/20)**

2018-19: Scored 29 points as he shot 10-13 from the field, including 7-9 from three-point territory to set a PC freshman scoring record in an opener versus Siena (11/6/18)...Scored 19 points and was 7-10 from the field versus Wichita State (11/9/18)...**Named BIG EAST Rookie of the Week (11/12/18)**...Scored five points and grabbed three rebounds versus Holy Cross (11/13/18)...Scored 10 points and was 5-5 from the free-throw line versus South Carolina (11/17/18)...Scored 20 points and was 4-7 from three-point territory versus Iona (11/24/18)...**Named BIG EAST Rookie of the Week (11/26/18)**...Scored seven points and grabbed three rebounds versus Fairleigh Dickinson (11/27/18)...Scored 15 points and grabbed four rebounds versus Rhode Island (12/1/18)...**Named BIG EAST Rookie of the Week (12/3/18)**...Scored 24 points and had three assists at Boston College (12/4/18)...Missed nine games due to a foot injury...Recorded 11 points and was 3-6 from behind the arc versus DePaul (1/27/19)...Scored 13 points on a 5-9 performance from the field versus No. 11/10 Marquette (2/23/19)...Scored 24 points after shooting 6-8 from three-point territory and 9-13 overall from the field versus Butler (3/9/19)...Recorded five points and 10 rebounds versus No. 25/25 Villanova in the BIG EAST Tournament Quarterfinals (3/14/19)... **Earned the Team's Coca-Cola Most Promising Prospect Award (4/20/19)**.

HIGH SCHOOL: Attended Brimmer and May in Chestnut Hill, Mass...Played varsity basketball for coach Tom Nelson at Brimmer and May all four years of high school...Averaged 27 points, eight rebounds, and four assists throughout his career in high school...Named Gatorade Player of the Year for the 2017-18 season in Massachusetts...Played AAU basketball for the Mass Rivals where he was coached by Vin Pastore and Tom Nelson...Shot 45.7 percent from behind the three-point line in the Adidas Gauntlet circuit (2017)...Ranked No. 53 overall and No. 6 shooting guard by ESPN, No. 46 overall and No. 9 shooting guard by 247sports.com, No. 49 overall and No.11 shooting guard by Rivals.com.

## PROFILE

Name: A.J. Reeves

Birthdate: June 4, 1999

Major: Sports Media and Management

Family: Son of Andre Reeves and Louise Peddy. Has two brothers, Jermaine Peddy and CJ Peddy and two sisters, Jesika Reeves and Jasmine Reeves.

Interests/Hobbies: Cooking

Favorite Teams: Boston Celtics, New England Patriots, Boston Bruins, Boston Red Sox

Favorite Athletes: Kobe Bryant

Favorite Food: Pancakes

Biggest Thrill in Sports: The Patriots comeback from down 28-3 in the Super Bowl

## REEVES, A.J.

				Field Goals		3-Point		F-Throws		Rebounds									Scoring	
SEASON	TEAM	GP-GS	MIN/AVG	FG-FGA	FG%	3FG-3FGA	3FG%	FT-FTA	FT%	OFF	DEF	TOT	AVG	PF-FO	A	TO	BLK	STL	PTS	AVG
2018-19	PROV	25-21	570/22.8	85-201	.423	45-118	.381	31-44	.705	18	58	76	3.0	35-0	16	25	3	24	246	9.8
2019-20	PROV	28-16	612/21.9	71-190	.374	38-111	.342	26-39	.667	24	63	87	3.1	48-0	33	36	6	23	206	7.4
2020-21	PROV	26-26	816/31.4	79-224	.353	48-150	.320	44-52	.846	17	76	93	3.6	38-0	44	38	2	26	250	9.6
2021-22	PROV	2-2	52/25.8	6-15	.400	2-9	.222	6-7	.857	0	1	1	0.5	3-0	4	1	0	1	20	10.0
TOTAL		81-65	2049/25.3	241-630	.383	133-388	.343	107-142	.754	59	198	257	3.2	124-0	97	100	11	74	722	8.9

## Single Game Highs

Statistic	Value
Points	29 vs Siena 11/06/18
Rebounds	10 vs Villanova 03/14/19
Assists	6 vs UConn 02/10/21
Steals	4 at St. John's (NY) 03/03/21
Blocks	1 11 times
FG Made	10 vs Siena 11/06/18, at Georgetown 01/30/21
FG Attempts	18 at Boston College 12/04/18
3FG Made	7 vs Siena 11/06/18
3FG Attempts	12 at Georgetown 01/30/21
FT Made	7 vs Marquette 01/27/21
FT Attempts	7 4 times



## 2018-19...

## #10 REEVES, A.J.

Opponent	Date	GS	MIN	Total FG-FGA	PCT	3-Pointers 3FG-3FGA	PCT	Free throws FT-FTA	PCT	Rebounds OFF DEF TOT AVG	PF	A	T/O	BLK	STL	PTS	AVG				
Siena	11/06/2018	*	30:00	10-13	.769	7-9	.778	2-2	1.000	1	1	2	2.0	1	1	1	29	29.0			
vs Wichita St.	11/09/2018	*	28:00	7-10	.700	2-5	.400	3-4	.750	1	1	2	2.0	3	1	3	0	1	19	24.0	
Holy Cross	11/13/2018	*	21:00	2-7	.286	1-4	.250	0-0	.000	0	3	3	2.3	0	1	2	1	5	17.7		
vs South Carolina	11/17/2018	*	20:00	2-7	.286	1-3	.333	5-5	1.000	1	1	2	2.3	1	0	1	0	2	10	15.8	
vs Michigan	11/18/2018	*	19:00	2-5	.400	0-2	.000	1-2	.500	2	2	4	2.6	1	0	2	0	0	5	13.6	
Iona	11/24/2018	*	31:00	8-12	.667	4-7	.571	0-1	.000	2	1	3	2.7	3	1	1	0	0	20	14.7	
Fairleigh Dickinson	11/27/2018	*	29:00	2-6	.333	1-4	.250	2-2	1.000	0	3	3	2.7	3	0	1	0	2	7	13.6	
Rhode Island	12/01/2018	*	32:00	5-12	.417	3-6	.500	2-4	.500	0	4	4	2.9	2	0	2	0	1	15	13.8	
at Boston College	12/04/2018	*	36:55	8-18	.444	4-9	.444	4-7	.571	1	1	2	2.8	2	3	1	0	2	24	14.9	
Massachusetts	12/07/2018	*	30:00	3-8	.375	1-4	.250	1-1	1.000	0	2	2	2.7	0	0	1	1	1	8	14.2	
DePaul	01/27/2019	*	11:00	3-7	.429	3-6	.500	2-3	.667	0	3	3	2.7	0	0	0	0	2	11	13.9	
at Seton Hall	01/30/2019	*	09:30	0-4	.000	0-3	.000	0-0	.000	0	1	1	2.6	0	0	0	0	1	0	12.8	
at DePaul	02/02/2019	*	10:26	2-4	.500	0-2	.000	0-0	.000	0	0	0	2.4	0	0	0	0	0	4	12.1	
Georgetown	02/06/2019	*	19:00	1-5	.200	1-5	.200	0-0	.000	0	1	1	2.3	3	0	1	0	0	3	11.4	
at St. John's (NY)	02/09/2019	*	16:31	2-10	.200	2-5	.400	0-0	.000	2	1	3	2.3	1	1	0	0	2	6	11.1	
at Villanova	02/13/2019	*	17:30	2-5	.400	2-3	.667	0-0	.000	0	2	2	2.3	1	2	0	0	0	6	10.8	
Xavier	02/16/2019	*	24:00	1-6	.167	1-3	.333	2-2	1.000	0	2	2	2.3	0	1	0	0	3	5	10.4	
St. John's (NY)	02/20/2019	*	27:00	1-4	.250	1-2	.500	5-5	1.000	0	5	5	2.4	1	1	1	0	1	8	10.3	
Marquette	02/23/2019	*	25:00	5-9	.556	3-7	.429	0-0	.000	0	0	0	2.3	3	0	1	0	1	13	10.4	
at Butler	02/26/2019	*	30:54	3-11	.273	0-6	.000	1-2	.500	2	2	4	2.4	1	3	1	0	2	7	10.3	
at Creighton	03/06/2019	*	21:00	3-9	.333	0-4	.000	0-0	.000	3	3	6	2.6	0	1	3	0	0	6	10.0	
Butler	03/09/2019	*	25:00	9-13	.692	6-8	.750	0-0	.000	0	4	4	2.6	0	1	0	0	0	24	10.7	
vs Butler	03/13/2019	*	16:15	1-3	.333	1-3	.333	0-0	.000	0	4	4	2.7	2	0	0	0	0	3	10.3	
vs Villanova	03/14/2019	*	21:40	2-7	.286	1-4	.250	0-0	.000	2	8	10	3.0	3	0	2	0	1	5	10.1	
Arkansas	03/19/2019	*	18:00	1-6	.167	0-4	.000	1-4	.250	1	3	4	3.0	3	0	1	0	0	3	9.8	
Totals			21	569:40	85-201	.423	45-118	.381	31-44	.705	18	58	76	3.0	35	16	25	3	24	246	9.8

## 2019-20...

## #10 REEVES, A.J.

Opponent	Date	GS	MIN	Total		3-Pointers		Free throws		Rebounds		PF	A	T/O	BLK	STL	PTS	AVG			
				FG-FGA	PCT	3FG-3FGA	PCT	FT-FTA	PCT	OFF	DEF								TOT		
Sacred Heart	11/05/2019	*	22:00	6-10	.600	3-6	.500	0-0	.000	0	3	3	3.0	2	4	0	1	3	15	15.0	
NJIT	11/09/2019	*	19:00	1-3	.333	0-2	.000	4-6	.667	0	3	3	3.0	4	3	2	0	1	6	10.5	
at Northwestern	11/13/2019	*	14:35	0-5	.000	0-3	.000	0-0	.000	0	0	0	2.0	1	1	3	0	0	0	7.0	
Merrimack	11/19/2019	*	19:00	1-2	.500	0-1	.000	4-6	.667	0	3	3	2.3	1	0	1	0	2	6	6.8	
Penn	11/23/2019	*	22:00	2-4	.500	0-1	.000	1-2	.500	0	2	2	2.2	1	1	1	1	0	5	6.4	
vs Long Beach St.	11/28/2019	*	11:42	2-6	.333	1-3	.333	0-0	.000	1	0	1	2.0	2	0	2	0	0	5	6.2	
vs Col. of Charleston	11/29/2019	*	17:24	1-5	.200	0-1	.000	0-0	.000	1	2	3	2.1	2	2	1	0	0	2	5.6	
vs Pepperdine	12/01/2019	*	26:38	4-8	.500	2-6	.333	5-6	.833	2	2	4	2.4	2	1	3	0	0	15	6.8	
at Rhode Island	12/06/2019	*	24:00	2-9	.222	0-2	.000	2-4	.500	2	3	5	2.7	2	2	2	0	2	6	6.7	
Stony Brook	12/14/2019	*	14:00	3-11	.273	3-8	.375	0-0	.000	0	2	2	2.6	1	1	1	0	1	9	6.9	
vs Florida	12/17/2019	*	18:16	0-8	.000	0-6	.000	0-0	.000	3	1	4	2.7	4	0	1	0	0	0	6.3	
Texas	12/21/2019	*	22:00	2-6	.333	1-4	.250	0-0	.000	1	1	2	2.7	1	1	1	0	3	5	6.2	
Georgetown	12/31/2019	*	20:00	5-11	.455	3-8	.375	0-1	.000	0	5	5	2.8	0	3	0	2	13	6.7		
at DePaul	01/04/2020	*	09:35	0-2	.000	0-2	.000	0-0	.000	0	3	3	2.9	0	1	0	0	0	0	6.2	
at Marquette	01/07/2020	*	30:36	4-7	.571	2-5	.400	0-0	.000	0	3	3	2.9	0	0	1	1	3	10	6.5	
Butler	01/10/2020	*	24:17	1-7	.143	1-4	.250	0-0	.000	1	1	2	2.8	1	1	0	0	2	3	6.3	
at Seton Hall	01/22/2020	*	20:08	2-6	.333	2-6	.333	0-0	.000	1	1	2	2.8	3	1	1	1	2	6	6.2	
Villanova	01/25/2020	*	27:11	3-8	.375	1-5	.200	2-3	.667	3	3	6	2.9	0	0	1	0	1	9	6.4	
at Butler	02/01/2020	*	23:22	3-7	.429	1-3	.333	1-1	1.000	1	3	4	3.0	2	2	1	0	0	8	6.5	
Creighton	02/05/2020	*	26:44	8-13	.615	6-8	.750	0-0	.000	0	3	3	3.0	1	1	1	0	0	22	7.3	
at Xavier	02/08/2020	*	24:16	1-3	.333	0-1	.000	0-0	.000	0	3	3	3.0	2	1	1	0	0	2	7.0	
at St. John's (NY)	02/12/2020	*	31:12	4-9	.444	2-5	.400	2-2	1.000	1	5	6	3.1	3	1	1	1	0	12	7.2	
Seton Hall	02/15/2020	*	27:22	2-8	.250	0-1	.000	0-0	.000	2	1	3	3.1	3	1	2	1	0	4	7.1	
at Georgetown	02/19/2020	*	15:09	2-3	.667	2-3	.667	0-0	.000	0	0	0	3.0	1	2	1	0	0	6	7.0	
Marquette	02/22/2020	*	22:02	3-6	.500	3-6	.500	2-3	.667	0	4	4	3.0	2	0	1	0	0	11	7.2	
at Villanova	02/29/2020	*	15:48	0-4	.000	0-1	.000	0-0	.000	0	1	1	3.0	1	2	0	0	0	0	6.9	
Xavier	03/04/2020	*	33:06	3-7	.429	1-2	.500	0-0	.000	2	1	3	3.0	2	2	2	0	1	7	6.9	
DePaul	03/07/2020	*	30:31	6-12	.500	4-8	.500	3-5	.600	3	4	7	3.1	4	2	2	0	0	19	7.4	
Totals			16	611:54	71-190	.374	38-111	.342	26-39	.667	24	63	87	3.1	48	33	36	6	23	206	7.4

## 2020-21...

## #11 REEVES, A.J.

Opponent	Date	GS	MIN	Total		3-Pointers		Free Throws		Rebounds		PF	A	T/O	BLK	STL	PTS	AVG		
				FG-FGA	PCT	3FG-3FGA	PCT	FT-FTA	PCT	OFF	DEF								TOT	AVG
Fairfield	11/25/2020	*	26:45	5-12	.417	2-7	.286	2-3	.667	0	2	2	2.0	2	2	0	2	14	14.0	
vs Indiana	11/30/2020	*	27:03	3-8	.375	1-5	.200	1-1	1.000	0	3	3	2.5	4	1	3	0	1	8	11.0
vs Davidson	12/01/2020	*	33:03	0-4	.000	0-3	.000	5-6	.833	0	4	4	3.0	3	0	0	0	1	5	9.0
vs Alabama	12/02/2020	*	19:34	3-8	.375	1-5	.200	3-3	1.000	1	2	3	3.0	0	0	1	0	1	10	9.3
Fairleigh Dickinson	12/05/2020	*	12:12	0-5	.000	0-5	.000	2-4	.500	0	3	3	3.0	0	1	1	0	1	2	7.8
at TCU	12/09/2020	*	24:46	3-7	.429	1-3	.333	0-0	.000	1	3	4	3.2	0	2	1	0	3	7	7.7
at Seton Hall	12/20/2020	*	20:54	2-5	.400	2-4	.500	1-2	.500	1	1	2	3.0	1	0	2	0	0	7	7.6
at Butler	12/23/2020	*	22:33	1-10	.100	0-7	.000	0-0	.000	0	1	1	2.8	0	2	1	0	1	2	6.9
DePaul	12/27/2020	*	40:28	6-13	.462	4-10	.400	6-7	.857	1	4	5	3.0	2	2	0	0	3	22	8.6
Butler	12/30/2020	*	37:04	4-8	.500	4-5	.800	0-0	.000	0	5	5	3.2	2	0	1	0	0	12	8.9
Creighton	01/02/2021	*	35:17	3-10	.300	2-7	.286	2-2	1.000	1	3	4	3.3	0	2	1	0	0	10	9.0
at Xavier	01/10/2021	*	37:27	3-12	.250	3-6	.500	0-0	.000	1	3	4	3.3	1	3	1	0	1	9	9.0
at Marquette	01/12/2021	*	36:11	4-10	.400	3-7	.429	1-1	1.000	0	6	6	3.5	1	1	5	0	1	12	9.2
at Creighton	01/20/2021	*	35:57	1-8	.125	0-4	.000	0-0	.000	1	7	8	3.9	2	3	1	0	0	2	8.7
at Villanova	01/23/2021	*	33:21	1-4	.250	1-4	.250	2-2	1.000	3	2	5	3.9	3	0	1	0	1	5	8.5
Marquette	01/27/2021	*	34:02	2-10	.200	2-8	.250	7-7	1.000	1	3	4	3.9	0	1	0	0	1	13	8.8
at Georgetown	01/30/2021	*	38:03	10-17	.588	6-12	.500	2-2	1.000	2	3	5	4.0	3	5	0	0	0	28	9.9
Seton Hall	02/03/2021	*	35:07	2-5	.400	0-5	.000	0-0	.000	0	2	2	2.0	1	0	0	0	1	13	9.6
at Seton Hall (NY)	02/06/2021	*	38:04	10-18	.556	3-7	.429	2-2	1.000	2	2	3	3.8	2	2	0	0	1	25	9.8
UConn	02/10/2021	*	38:15	31-1273	.25	4-10	.400	2-3	.667	3	4	7	4.0	1	6	1	0	0	10	9.8
at DePaul	02/13/2021	*	34:37	5-12	.417	3-7	.429	0-0	.000	0	12	3	3.9	1	2	5	0	1	13	9.9
at UConn	02/16/2021	*	36:00	5-10	.500	0-5	.000	0-0	.000	1	12	3	3.9	1	2	5	0	1	13	9.9
Xavier	02/22/2021	*	38:00	5-9	.556	3-5	.600	3-4	.750	0	2	2	3.7	2	2	2	0	1	16	10.1
at St. John's (NY)	03/03/2021	*	31:56	31-11	.273	1-9	.111	2-2	1.000	0	3	3	3.6	0	1	2	1	4	9	10.1
Villanova	03/06/2021	*	32:00	16-16	.167	0-4	.000	0-0	.000	0	3	3	3.6	1	2	1	1	1	2	9.8
Seton Hall	03/10/2021	*	35:00	2-5	.400	0-5	.000	0-0	.000	0	3	3	3.0	0	0	0	0	0	6	9.0
<b>Totals</b>			<b>26:15.54</b>	<b>79-274</b>	<b>.353</b>	<b>48-150</b>	<b>.320</b>	<b>44-52</b>	<b>.846</b>	<b>17</b>	<b>75</b>	<b>93</b>	<b>3.6</b>	<b>38</b>	<b>44</b>	<b>38</b>	<b>2</b>	<b>26</b>	<b>250</b>	<b>9.6</b>





**Jared Bynum #4**  
**Junior**

**G 5-10 180 Largo, Md./Georgetown Prep '18/Saint Joseph's**

2021-22: Scored eight points and had four assists versus Fairfield (11/9/21)...Scored nine points and dished off four assists versus Sacred Heart (11/11/21)...

2020-21: Scored four points and dished off eight assists in his Friar debut versus Fairfield (11/25/20)...Scored 14 points and added five assists versus Davidson (12/1/20)...Recorded eight assists at TCU (12/9/20)...Scored nine points and had eight assists at Seton Hall (12/20/20)...Scored six points, grabbed four rebounds and had four assists versus DePaul (12/27/20)...Scored 12 points and had six assists versus Butler (12/30/20)...Suffered a lower body injury versus Creighton (1/2/21)...Did not play at Xavier (1/10/21), at Marquette (1/12/21), at Creighton (1/20/21), at Villanova (1/23/21), versus Marquette (1/27/21), at Georgetown (1/30/21), versus Seton Hall (2/3/21), versus St. John's (2/6/21) and versus UConn (2/10/21) due to an injury...Returned to action at DePaul (2/13/21)...Scored 10 points, grabbed three rebounds and had three assists versus Xavier (2/24/21)...Scored 13 points at St. John's (3/3/21).

2019-20: Sat out the season due to NCAA Transfer Rules.

2018-19: Played in 33 games for St. Joseph's...Scored 14 points and registered two assists versus Old Dominion (11/9/18)...Recorded seven points and five assists against Monmouth (11/12/18)...Scored 11 points, grabbed five rebounds, dished out four assists, and had four steals against Wake Forest (11/15/18)...Scored six points and had four assists versus UCF (11/16/18)...Recorded 16 points and grabbed six rebounds against West Virginia (11/18/18)...Scored 12 points and registered five assists at William & Mary (11/24/18)... Scored 17 points and grabbed four rebounds against UIC (11/18/18)...Scored 23 points and five assists against Temple (12/1/18)...Scored 19 points and had six assists versus Princeton (12/5/18)...Recorded 12 points, four rebounds, and three assists against George Washington (1/6/19)...Scored 14 points and had eight assists against Duquesne (1/12/19)...Registered 12 points, seven rebounds, and nine assists versus Davidson (1/15/19)...Scored 18 points, and had six rebounds and eight assists at Saint Louis (1/18/19)...Scored 12 points and grabbed four rebounds against Richmond (1/23/19)...Recorded 14 points, five rebounds, and seven assists against Pennsylvania (1/26/19)...Scored 20 points, grabbed five rebounds, and dished out six assists against Saint Louis (2/8/19)...Registered 11 points, five rebounds, and four assists against La Salle (3/2/19)...Scored 19 points and had seven assists against URI (3/5/19)...Recorded 16 points, four rebounds, and three assists in an A-10 Tournament game against Duquesne (3/14/19).

HIGH SCHOOL: Attended Georgetown Prep in Washington D.C...Averaged 17.5 points and six assists as a senior...Named Interstate Athletic Conference Player of the Year in 2018... Led the team to IEC regular season and tournament titles...Was All-Metropolitan First-Team and All Conference First-Team in 2018...Averaged 16 points and five assists during his junior year season...Throughout his career he was named to the All-Conference First-Team three times and scored over 1,000 points.

## PROFILE:

Name: Jared Bynum

Birthdate: March 16, 1999

Major: Management

Family: Son of Andria and Milton Bynum. Has one sister, Jaida

Favorite Athletes: Chris Paul, Steph Curry, Kyrie Irving

Favorite Teams: Washington Wizards

Favorite Food: Pizza

Biggest Thrill in Sports: Winning

Hobby: Video Games

## BYNUM, Jared

				Field Goals		3-Point		F-Throws		Rebounds										Scoring	
SEASON	TEAM	GP-GS	MIN/AVG	FG-FGA	FG%	3FG-3FGA	3FG%	FT-FTA	FT%	OFF	DEF	TOT	AVG	PF-FO	A	TO	BLK	STL	PTS	AVG	
2018-19	SJU	33-33	1209/36.6	126-303	.416	35-102	.343	87-126	.690	15	105	120	3.6	52-0	147	63	5	44	374	11.3	
2020-21	PROV	17-11	457/26.9	35-112	.313	5-42	.119	23-34	.676	4	29	33	1.9	30-0	62	21	1	17	98	5.8	
2021-22	PROV	2-2	45/22.5	4-9	.444	1-3	.333	8-11	.727	1	2	3	1.5	1-0	8	2	1	3	17	8.5	
TOTAL FOR PROV		19-13	502/26.4	39-121	.322	6-45	.133	31-45	.689	5	31	36	1.9	31-0	70	23	2	20	115	6.1	
TOTAL		52-46	1711/32.9	165-424	.389	41-147	.279	118-171	.690	20	136	156	3.0	83-0	217	86	7	64	489	9.4	

## Single Game Highs

Statistic	Value	
Points	23	vs Temple 12/01/18
Rebounds	9	at Villanova 12/08/18
Assists	9	vs Davidson 01/15/19
Steals	4	vs La Salle 03/02/19, vs Wake Forest 11/15/18
Blocks	1	7 times
FG Made	8	vs Saint Louis 02/08/19
FG Attempts	15	at Saint Louis 01/18/19
3FG Made	4	vs West Virginia 11/18/18
3FG Attempts	6	vs Saint Louis 02/08/19, at Princeton 12/05/18, vs West Virginia 11/18/18
FT Made	9	vs UIC 11/28/18, vs Duquesne 03/14/19
FT Attempts	10	vs La Salle 03/02/19, vs West Virginia 11/18/18, vs Duquesne 03/14/19



## 2018-19...

### #3 BYNUM, Jared

Opponent	Date	GS	MIN	Total		3-Pointers		Free throws		Rebounds		PF	A	T/O	BLK	STL	PTS	AVG			
				FG-FA	PCT	3FG-3FGA	PCT	FT-FTA	PCT	OFF	DEF								TOT	AVG	
Old Dominion	11/09/2018	*	31:07	5-8	.625	2-2	1.000	2-3	.667	0	2	2	2	0	2	2	0	14	14.0		
Monmouth	11/12/2018	*	36:31	9-11	.727	3-4	.250	0-0	.000	1	0	1	1	5	2	5	1	2	7	10.5	
vs Wake Forest	11/15/2018	*	31:53	5-7	.714	1-2	.500	0-0	.000	0	5	5	2	7	0	1	0	11	10.7		
vs UCF	11/16/2018	*	33:48	3-8	.375	0-2	.000	0-0	.000	0	2	2	2	5	0	4	0	1	6	9.5	
vs West Virginia	11/18/2018	*	37:07	4-12	.333	4-6	.667	4-10	.400	1	5	6	3	2	3	0	3	16	10.8		
at William & Mary	11/24/2018	*	35:56	4-7	.571	2-3	.667	2-2	1.000	0	3	3	3	2	1	5	1	0	3	12	11.0
UC	11/28/2018	*	34:30	4-7	.571	0-2	.000	9-9	1.000	0	4	4	3	3	2	0	0	0	17	11.9	
Temple	12/01/2018	*	33:08	7-9	.778	2-3	.667	7-8	.875	0	3	3	3	3	2	0	1	23	13.3		
at Princeton	12/05/2018	*	39:00	7-13	.538	3-6	.500	2-2	1.000	0	1	1	3	1	0	6	2	0	2	19	13.9
at Villanova	12/08/2018	*	35:09	3-11	.273	0-2	.000	3-3	1.000	1	8	9	3	6	2	4	3	0	9	13.4	
Loyola Chicago	12/22/2018	*	30:24	2-7	.286	1-4	.250	0-0	.000	0	1	1	3	4	1	1	2	1	5	12.6	
Wagner	12/29/2018	*	36:00	4-11	.364	0-4	.000	0-1	.000	0	3	3	3	3	3	0	0	8	12.3		
George Mason	01/03/2019	*	32:20	2-5	.400	0-2	.000	5-6	.833	1	4	5	3	5	1	3	2	0	9	12.0	
George Washington	01/06/2019	*	37:23	5-12	.417	1-4	.250	1-2	.500	1	3	4	3	5	2	3	1	0	3	12	12.0
at St. Bonaventure	01/09/2019	*	34:01	1-7	.143	0-2	.000	3-4	.750	0	3	3	3	5	2	2	3	0	1	5	11.5
at Duquesne	01/12/2019	*	36:00	4-10	.400	1-2	.500	5-7	.714	0	3	3	3	5	2	3	1	1	1	14	11.7
Davidson	01/15/2019	*	40:00	4-9	.444	1-3	.333	3-5	.600	2	5	7	3	6	1	9	3	0	1	12	11.7
at Saint Louis	01/18/2019	*	40:00	5-15	.333	2-5	.400	6-8	.750	1	5	6	3	8	2	8	3	0	3	18	12.1
Richmond	01/23/2019	*	40:00	4-9	.444	1-3	.333	3-4	.750	0	0	0	3	6	2	4	3	0	0	12	12.1
Penn	01/26/2019	*	40:00	5-14	.357	1-3	.333	3-6	.500	1	4	5	3	7	3	7	4	0	0	14	12.2
at Dayton	01/29/2019	*	40:00	2-10	.200	1-5	.200	0-1	.000	0	5	5	3	7	1	5	4	0	0	5	11.8
Massachusetts	02/02/2019	*	40:00	3-8	.375	0-1	.000	4-6	.667	1	4	5	3	8	1	4	5	1	2	10	11.7
at La Salle	02/05/2019	*	40:00	1-9	.111	0-1	.000	2-4	.500	0	3	3	3	7	1	5	3	0	1	4	11.4
Saint Louis	02/08/2019	*	39:03	8-13	.615	3-6	.500	1-3	.333	0	5	5	3	8	2	6	1	0	1	20	11.8
St. Bonaventure	02/12/2019	*	38:21	2-11	.182	1-5	.200	0-0	.000	0	0	0	3	6	1	0	3	1	0	5	11.5
at Davidson	02/15/2019	*	40:00	2-5	.400	1-2	.500	1-3	.333	0	4	4	3	7	2	8	0	0	1	6	11.3
at Massachusetts	02/22/2019	*	29:00	5-6	.833	1-2	.500	1-2	.500	0	1	1	3	6	3	5	2	0	2	12	11.3
at Fordham	02/27/2019	*	37:16	2-9	.222	0-5	.000	2-3	.667	3	3	3	6	3	2	2	1	0	2	6	11.1
La Salle	03/02/2019	*	40:00	3-6	.500	0-0	.000	5-10	.500	1	4	5	3	7	4	2	0	4	1	11	11.1
Rhode Island	03/05/2019	*	41:56	6-9	.667	3-4	.750	4-4	1.000	0	2	2	3	6	1	7	1	0	0	19	11.4
at UCU	03/08/2019	*	36:58	5-8	.625	0-1	.000	0-0	.000	0	3	3	3	6	1	5	1	2	10	11.3	
vs Duquesne	03/14/2019	*	36:00	3-8	.375	1-5	.200	9-10	.900	0	4	4	3	6	1	3	0	0	1	16	11.5
vs Davidson	03/15/2019	*	36:00	3-9	.333	1-1	1.000	0-0	.000	1	3	4	3	6	1	2	3	0	2	7	11.3
<b>Totals</b>			<b>33</b>	<b>1208:51</b>	<b>126-303</b>	<b>.416</b>	<b>35-102</b>	<b>.343</b>	<b>87-126</b>	<b>.690</b>	<b>15</b>	<b>105</b>	<b>120</b>	<b>3.6</b>	<b>52</b>	<b>147</b>	<b>63</b>	<b>5</b>	<b>44</b>	<b>374</b>	<b>11.3</b>

## 2020-21...

### #4 BYNUM, Jared

#	BYNUM, jared																				
Opponent	Date	GS	MIN	Total FG-FGA	PCT	3FG-3FGA	PCT	FT-FTA	PCT	Rebounds OFF DEF TOT AVG	PF	A	T/O	BLK	STL	PTS	AVG				
Fairfield	11/25/2020	*	24:04	0-4	.000	0-1	.000	4-4	1.000	0 0 0 0.0	4	8	0	0	2	4	4.0				
vs Indiana	11/30/2020	*	34:08	3-8	.375	0-4	.000	3-4	.750	1 1 2 1.0	2	1	1	0	0	9	6.5				
vs Davidson	12/01/2020	*	36:15	5-8	.625	0-2	.000	4-6	.667	0 1 1 1.0	1	5	0	0	1	14	9.0				
vs Alabama	12/02/2020	*	26:17	0-7	.000	0-4	.000	0-1	.000	0 1 1 1.0	3	4	1	0	0	0	6.8				
Fairleigh Dickinson	12/05/2020	*	28:56	1-4	.250	0-3	.000	1-1	1.000	0 3 3 1.4	1	0	2	1	2	3	6.0				
at TCU	12/09/2020	*	23:54	1-6	.167	0-3	.000	0-0	.000	0 1 1 1.3	3	8	1	0	1	2	5.3				
at Seton Hall	12/20/2020	*	42:46	4-14	.286	1-3	.333	0-0	.000	1 2 3 1.6	2	8	2	0	2	9	5.9				
at Butler	12/23/2020	*	30:53	2-5	.400	1-3	.333	0-1	.000	0 3 3 1.8	3	3	2	0	0	5	5.8				
DePaul	12/27/2020	*	35:58	2-8	.250	0-3	.000	2-6	.333	0 4 4 2.0	1	4	3	0	3	6	5.8				
Butler	12/30/2020	*	36:31	3-8	.375	0-2	.000	6-6	1.000	0 0 0 1.8	2	6	1	0	1	12	6.4				
Creighton	01/02/2021	*	09:12	0-1	.000	0-0	.000	0-0	.000	0 1 1 1.7	1	2	0	0	1	0	5.8				
at DePaul	02/13/2021		06:44	0-2	.000	0-0	.000	0-0	.000	0 1 1 1.7	0	1	1	0	0	0	5.3				
at UConn	02/16/2021		14:17	2-2	1.000	0-0	.000	0-1	.000	0 1 1 1.6	1	2	1	0	0	4	5.2				
Xavier	02/24/2021		21:22	3-5	.600	2-4	.500	2-2	1.000	0 3 3 1.7	2	3	2	0	0	10	5.6				
at St. John's (NY)	03/03/2021		28:14	6-13	.462	1-4	.250	0-0	.000	1 1 2 1.7	2	3	0	0	1	13	6.1				
Villanova	03/06/2021		29:08	1-8	.125	0-3	.000	0-0	.000	0 1 1 1.7	1	1	1	0	1	2	5.8				
vs DePaul	03/10/2021		28:48	2-9	.222	0-3	.000	1-2	.500	1 5 6 1.9	1	3	3	0	2	5	5.8				
Totals			11	457:26	35-112	.313	5-42	.119	23-34	.676	4	29	33	1.9	30	62	21	1	17	98	5.8

## 2021-22...

### #4 BYNUM, Jared

44 D'NOR, JARED																			
Opponent	Date	GS	MIN	Total		3-Pointers		Free throws		Rebounds		PF	A	T/O	BLK	STL	PTS	AVG	
				FG-FGA	PCT	3FG-3FGA	PCT	FT-FTA	PCT	OFF	DEF								TOT
Fairfield	11/09/2021	*	25:00	2-4	.500	0-1	.000	4-6	.667	0	2	2	2.0	0	4	2	0	2	8.0
Sacred Heart	11/11/2021	*	20:02	2-5	.400	1-2	.500	4-5	.800	1	0	1	1.5	1	4	0	1	1	9.5
Totals			2	45:02	4-9	.444	1-3	.333	8-11	.727	1	2	3	1.5	1	8	2	3	17.5



**Brycen Goodine #12**  
Junior

G

6-4

190

New Bedford, Mass./St. Andrew's School '19/Syracuse

2021-22: Scored seven points and had three steals versus Sacred Heart (11/11/21)...

2020-21: Scored four points and made three steals in his Friar debut versus Fairfield (11/25/20)...Scored nine points as he shot 3-4 from three-point territory versus Seton Hall (2/3/21)...Scored eight points and grabbed five rebounds versus DePaul in the BIG EAST Tournament (3/10/21).

2019-20: Played in 23 games for Syracuse University, averaged 1.9 points and 1.0 rebounds per game...Played eight minutes off the bench against Virginia (11/6/19)...Tallied his first Syracuse points versus Colgate (11/13/19)...Dished out three assists in 13 minutes Seattle (11/16/19)... Scored a season-high six points versus Bucknell (11/23/19)...Tallied five points in five minutes versus Boston College (1/15/20)...Hit the game-winning shot in a win over Wake Forest (2/8/20)...Dished out a season-high four assists during at Pittsburgh (2/26/20)...Scored five points at Boston College (3/3/20).

HIGH SCHOOL: Attended St. Andrews School in Barrington, R.I., where he was coached by Mike Hart...Named Tournament MVP as St. Andrew's, the team posted a 25-8 mark, won the NEPSAC Class AA title...Earned 2019 NEPSAC Class AA Player of the Year...

Averaged 21.5 ppg, 6.5 rpg and 5.5 apg in 2019...Named 2018 Gatorade Player of the Year for Rhode Island after leading St. Andrew's to the championship game of the NEPSAC Class AA...Averaged 21.1 ppg, 6.5 rpg, 5.0 apg and 2.4 spg in 2018...Was a member of the 2016 MIAA Division III State Championship team at Bishop Stang...Helped the team post a 19-3 record...Ranked No. 77 overall and the No. 13 shooting guard according to ESPN.com in 2019...Ranked 92 overall and No. 21 shooting guard by Rivals.com and No. 97 overall and No. 15 shooting guard according to 247Sports.com in 2019.

## PROFILE:

Name: Brycen Goodine

Birthdate: September 29, 1999

Major: Undeclared

Family: Son of Tiffany Rodrigues and Jonathan DePina. Has one sister, Olivia, and three brothers, Jayden, Elijah and Caleb.

Favorite Athletes: Kevin Garnett, David Ortiz

Favorite Team: Boston Celtics

Favorite Food: Pizza

Hobby: Making music.

Biggest Thrill in Sports: Hitting the game-winning shot versus Wake Forest.

## GOODINE, Brycen

				Field Goals		3-Point		F-Throws		Rebounds									Scoring	
SEASON	TEAM	GP-GS	MIN/AVG	FG-FGA	FG%	3FG-3FGA	3FG%	FT-FTA	FT%	OFF	DEF	TOT	AVG	PF-FO	A	TO	BLK	STL	PTS	AVG
2019-20	Syr	23-0	204/8.9	15-50	.300	3-23	.130	11-14	.786	6	18	24	1.0	17-0	16	17	2	11	44	1.9
2020-21	PROV	16-0	136/8.5	8-28	.286	5-18	.278	5-9	.556	6	11	17	1.1	14-0	8	11	4	8	26	1.6
2021-22	PROV	2-0	16/8.0	1-2	.500	1-1	1.000	4-4	1.000	0	0	0	0.0	4-0	1	1	0	3	7	3.5
TOTAL FOR PROV		18-0	152/8.5	9-30	.300	6-19	.316	9-13	.692	6	11	17	0.9	18-0	9	12	4	11	33	1.8
TOTAL		41-0	356/8.7	24-80	.300	9-42	.214	20-27	.741	12	29	41	1.0	35-0	25	29	6	22	77	1.9

## Single Game Highs

Statistic	Value	
Points	9	vs Seton Hall 02/03/21
Rebounds	5	vs DePaul 03/10/21
Assists	4	at Pittsburgh 02/26/20
Steals	3	vs Bucknell 11/23/19, vs Fairfield 11/25/20, vs Sacred Heart 11/11/21
Blocks	3	vs Seton Hall 02/03/21
FG Made	3	vs Bucknell 11/23/19, vs Seton Hall 02/03/21
FG Attempts	9	vs Seton Hall 02/03/21
3FG Made	3	vs Seton Hall 02/03/21
3FG Attempts	4	vs Seton Hall 02/03/21, vs DePaul 03/10/21
FT Made	4	vs Sacred Heart 11/11/21
FT Attempts	6	vs DePaul 03/10/21



## 2019-20...

## #0 GOODINE, Brycen

Opponent	Date	GS	MIN	Total		3-Pointers		Free throws		Rebounds				PF	A	T/O	BLK	STL	PTS	AVG	
				FG-FGA	PCT	3FG-3FGA	PCT	FT-FTA	PCT	OFF	DEF	TOT	AVG								
Virginia	11/06/2019	08:03	0-2	.000	0-2	.000	0-0	.000	0-0	0-0	0-0	0-0	0-0	0-0	0-0	0-0	0-0	0-0	0-0	0.0	
Colgate	11/13/2019	16:07	1-1	1.000	0-0	.000	0-0	.000	0-0	0-0	0-0	2-2	1-0	0-2	0-0	0-0	0-0	0-0	2-0	1.0	
Seattle U	11/16/2019	13:48	0-2	.000	0-0	.000	0-0	.000	0-0	0-0	0-0	2-2	1.3	2-3	3-3	0-0	0-0	0-0	1-0	0.7	
Cornell	11/20/2019	07:05	1-1	1.000	0-0	.000	1-2	.500	0-0	0-0	0-0	0-0	1-0	0-0	1-1	0-0	0-0	0-0	3-1.3	1.3	
Bucknell	11/23/2019	20:38	3-7	.429	0-2	.000	0-0	.000	0-0	0-0	0-0	2-2	1.2	3-3	1-3	1-3	0-0	0-0	3-6	2.2	
vs Oklahoma St.	11/27/2019	11:26	1-4	.250	0-3	.000	1-2	.500	0-0	0-0	0-0	2-2	1.3	0-0	0-0	1-1	0-0	0-0	1-3	2.3	
vs Penn St.	11/29/2019	08:58	0-2	.000	0-1	.000	0-0	.000	0-0	0-0	0-0	0-0	1.1	2-0	0-2	0-0	0-0	0-0	1-0	2.0	
Iowa	12/03/2019	14:22	0-2	.000	0-2	.000	0-0	.000	0-0	0-0	0-0	0-0	1.0	1-1	1-2	0-0	0-0	0-0	0-1.8	1.8	
at Georgia Tech	12/07/2019	04:27	0-0	.000	0-0	.000	3-4	.750	0-0	0-0	0-0	0-0	0.9	0-0	0-0	0-0	0-0	0-0	1-3	1.9	
Niagara	12/28/2019	10:55	0-4	.000	0-3	.000	2-2	1.000	0-0	0-0	0-0	2-2	1.0	0-0	0-0	1-0	0-0	0-0	1-2	1.9	
Boston College	01/15/2020	05:01	2-2	1.000	0-0	.000	1-1	1.000	0-0	0-0	0-0	1-1	1.0	1-0	0-0	0-0	0-0	0-0	5-2.2	2.2	
at Notre Dame	01/22/2020	03:34	1-1	1.000	1-1	1.000	0-0	.000	0-0	0-0	0-0	2-0	2-1.1	0-0	0-0	0-0	0-0	0-0	3-2.3	2.3	
Pittsburgh	01/25/2020	05:38	0-1	.000	0-1	.000	0-0	.000	0-0	0-0	0-0	1-1	1.1	0-0	1-0	0-0	0-0	1-0	2-2.1	2.1	
Wake Forest	02/08/2020	05:42	1-2	.500	0-1	.000	0-0	.000	0-0	0-0	0-0	1-1	2-1.1	1-0	0-0	0-0	0-0	0-0	2-2.1	2.1	
NC State	02/11/2020	03:59	0-1	.000	0-0	.000	0-0	.000	0-0	0-0	0-0	1-1	1.1	0-0	0-0	0-0	0-0	0-0	0-1.9	1.9	
at Florida St.	02/15/2020	07:08	0-1	.000	0-0	.000	0-0	.000	0-0	0-0	0-0	0-0	1.2	3-0	0-0	0-0	0-0	0-0	0-1.8	1.8	
at Louisville	02/19/2020	10:23	1-3	.333	1-3	.333	0-0	.000	0-0	0-0	0-0	2-2	1.2	1-1	2-0	0-0	0-0	0-0	3-1.9	1.9	
Georgia Tech	02/22/2020	04:53	0-1	.000	0-0	.000	0-0	.000	0-0	0-0	0-0	0-0	1.2	1-0	0-0	0-0	0-0	0-0	0-1.8	1.8	
at Pittsburgh	02/26/2020	18:33	2-6	.333	1-3	.333	0-0	.000	0-0	0-0	0-0	1-1	1.2	0-4	0-0	0-0	0-0	0-0	5-1.9	1.9	
North Carolina	02/29/2020	06:49	0-2	.000	0-1	.000	0-0	.000	0-0	0-0	0-0	0-0	1.1	0-0	1-0	0-0	0-0	0-0	0-1.9	1.9	
at Boston College	03/03/2020	10:40	1-3	.333	0-0	.000	3-3	1.000	0-0	0-0	0-0	1-1	2-1.1	0-0	1-1	0-0	0-0	1-5	2.0	2.0	
at Miami (FL)	03/07/2020	01:14	0-0	.000	0-0	.000	0-0	.000	0-0	0-0	0-0	0-0	1.1	0-0	0-0	0-0	0-0	0-0	0-1.9	1.9	
vs North Carolina	03/11/2020	04:20	1-2	.500	0-0	.000	0-0	.000	0-0	0-0	0-0	0-0	1.0	1-0	0-0	0-0	0-0	0-0	1-2	1.9	
Totals			0	203:43	15-50	.300	3-23	.130	11-14	.786	6	18	24	1.0	17	16	17	2	11	44	1.9

## 2020-21...

## #12 GOODINE, Brycen

#12 GOODINE, Brycen																					
Opponent	Date	GS	MIN	FG-FGA	PCT	3-Pointers 3FG-3FGA	PCT	Free throws FT-FTA	PCT	Rebounds OFF DEF TOT AVG	PF	A	T/O	BLK	STL	PTS	AVG				
Fairfield	11/25/2020	13:28	1-1	1.000	0-0	.000	2-2	1.000	0	1	1	1.0	1	2	1	0	3	4.0			
vs Indiana	11/30/2020	05:45	0-0	.000	0-0	.000	0-0	.000	0	0	0	0.5	0	0	0	0	0	2.0			
vs Alabama	12/02/2020	15:10	1-5	.200	0-3	.000	0-0	.000	2	1	3	1.3	1	0	0	1	2	2.0			
Fairleigh Dickinson	12/05/2020	05:34	1-1	1.000	1-1	1.000	0-0	.000	0	1	1	1.3	0	0	3	0	1	3.3			
at Butler	12/23/2020	01:56	0-0	.000	0-0	.000	0-0	.000	0	0	0	1.0	0	0	0	0	0	1.8			
Creighton	01/02/2021	04:25	0-2	.000	0-2	.000	0-0	.000	1	0	1	1.0	0	1	1	0	0	1.5			
at Creighton	01/20/2021	01:22	0-0	.000	0-0	.000	0-0	.000	0	0	0	0.9	0	0	0	0	0	1.3			
at Villanova	01/23/2021	06:16	0-1	.000	0-1	.000	0-0	.000	0	3	3	1.1	0	1	0	0	0	1.1			
Marquette	01/27/2021	02:05	0-1	.000	0-0	.000	0-0	.000	0	0	0	1.0	1	0	0	0	0	1.0			
at Georgetown	01/30/2021	01:57	0-2	.000	0-2	.000	0-0	.000	0	0	0	0.9	0	0	0	0	0	0.9			
Seton Hall	02/03/2021	25:10	3-9	.333	3-4	.750	0-1	.000	0	2	2	1.0	2	1	3	3	1	9.6			
St. John's (NY)	02/06/2021	14:51	0-1	.000	0-1	.000	0-0	.000	0	1	1	1.0	3	1	1	0	0	1.5			
UConn	02/10/2021	02:26	0-0	.000	0-0	.000	0-0	.000	0	0	0	0.9	1	0	1	0	0	1.4			
Xavier	02/24/2021	04:27	0-0	.000	0-0	.000	0-0	.000	0	0	0	0.9	1	0	0	0	0	1.3			
at St. John's (NY)	03/03/2021	06:40	0-0	.000	0-0	.000	0-0	.000	0	0	0	0.8	2	1	0	0	0	1.2			
vs DePaul	03/10/2021	24:46	2-5	.400	1-4	.250	3-6	.500	3	2	5	1.1	2	1	1	0	1	8.6			
<b>Totals</b>			<b>0</b>	<b>136:18</b>	<b>8-28</b>	<b>.286</b>	<b>5-18</b>	<b>.278</b>	<b>5-9</b>	<b>.556</b>	<b>6</b>	<b>11</b>	<b>17</b>	<b>1.1</b>	<b>14</b>	<b>8</b>	<b>11</b>	<b>4</b>	<b>8</b>	<b>26</b>	<b>1.6</b>

## 2021-22...

## #12 GOODINE, Brycen

12 GOODINE, Brycen																				
Opponent	Date	GS	MIN	Total		3-Pointers		Free throws		Rebounds				PF	A	T/O	BLK	STL	PTS	AVG
				FG-FGA	PCT	3FG-3FGA	PCT	FT-FTA	PCT	OFF	DEF	TOT	AVG							
Fairfield	11/09/2021		02:42	0-1	.000	0-0	.000	0-0	.000	0	0	0	0	0	0	0	0	0	0.0	
Sacred Heart	11/11/2021		13:16	1-1	1.000	1-1	1.000	4-4	1.000	0	0	0	0	4	1	1	0	3	7	3.5
Totals			0	15:58	1-2	.500	1-1	1.000	4-4	1.000	0	0	0	0	4	1	1	0	3	7.5





**Alyn Breed #10**  
**Freshman**

**G**

**6-3**

**190**

**Powder Springs, Ga./McEachern High School'19**

2021-22: Scored 15 points and had three assists versus Sacred Heart (11/11/21)...

2020-21: Grabbed two rebounds in his Friar debut versus Fairfield (11/25/20)...Scored nine points and was 4-5 from the field versus Alabama (12/2/20)...Scored eight points versus Fairleigh Dickinson (12/5/20)...Scored 15 points, grabbed six rebounds and had three assists at No. 11 Creighton (1/20/21)...Scored a game-high 18 points and grabbed 11 rebounds at No. 3 Villanova (2/23/21)...Scored eight points and grabbed six rebounds versus Marquette (1/27/21)...Scored 10 points, grabbed five rebounds and dished off five assists at Georgetown (1/20/21)...Scored nine points versus St. John's (2/6/21)...Scored seven points and grabbed four rebounds versus UConn (2/10/21)...Scored nine points at DePaul (2/13/21)...Scored 14 points at UConn (2/16/21).

HIGH SCHOOL: Completed a post-graduate year IMG Academy in Bradenton, Fla., in 2019-20...Averaged 16.0 points, 4.7 rebounds, 3.5 assists and 1.5 steals per game at IMG...Shot 82 percent from the free-throw line and 60 percent from the field at IMG...Attended McEachern High School in Powder Springs, Ga., for four years 2016-19...Averaged 14.0 points, 6.0 rebounds and 4.0 assists in 2019...Helped lead McEachern to a 32-0 mark with wins over eight nationally ranked high schools and a No. 1 national ranking...Captured the 2019 Georgia Class 7A State Championship...Helped team win tournament titles at City of

Palms Classic, the Bass Pro Shops Tournament of Champions and the Hoophall Classic...Played for the AOT Running Rebels for seven years...Averaged 13.0 points, 3.0 rebounds and 3.5 assists in the EYBL in 2019.

## PROFILE:

Name: Alyn Breed

Birthdate: July 7, 2001

Major: Undeclared

Family: Son of Sharon Chambliss-Breed and Al Breed.

Favorite Athlete: Allen Iverson

Favorite Food: Pasta

Favorite Movie: Like Mike

Hobbies: Video games and music

Biggest Thrill in Sports: Playing hard and having fun.

## BREED, Alyn

				Field Goals		3-Point		F-Throws		Rebounds										Scoring	
SEASON	TEAM	GP-GS	MIN/AVG	FG-FGA	FG%	3FG-3FGA	3FG%	FT-FTA	FT%	OFF	DEF	TOT	AVG	PF-FO	A	TO	BLK	STL	PTS	AVG	
2020-21	PROV	23-13	438/19.0	39-96	.406	9-34	.265	27-37	.730	3	46	49	2.1	35-0	20	20	2	10	114	5.0	
2021-22	PROV	2-0	30/14.8	6-8	.750	3-4	.750	2-2	1.000	1	2	3	1.5	2-0	5	1	0	1	17	8.5	
TOTAL		25-13	467/18.7	45-104	.433	12-38	.316	29-39	.744	4	48	52	2.1	37-0	25	21	2	11	131	5.2	

## Single Game Highs

Statistic	Value	
Points	18	at Villanova 01/23/21
Rebounds	11	at Villanova 01/23/21
Assists	5	at Georgetown 01/30/21
Steals	2	vs UConn 02/10/21
Blocks	1	vs Indiana 11/30/20, vs Fairleigh Dickinson 12/05/20
FG Made	5	at Villanova 01/23/21, at UConn 02/16/21, vs Sacred Heart 11/11/21
FG Attempts	11	at UConn 02/16/21
3FG Made	3	vs Sacred Heart 11/11/21
3FG Attempts	5	vs St. John's (NY) 02/06/21
FT Made	6	at Villanova 01/23/21
FT Attempts	8	at Creighton 01/20/21



2020-21...

2021-22...

## #10 BREED, Alyn

Opponent	Date	Total			3-Pointers			Free throws			Rebounds			PF	A	T/O	BLK	STL	PTS	AVG		
		GS	MIN	FG-FGA	PCT	3FG-3FGA	PCT	FT-FTA	PCT	OFF	DEF	TOT	AVG									
Fairfield	11/25/2020			0-2	.000	0-0	.000	0-0	.000	1	1	2	2	0	0	0	0	0	0	0.0		
vs Indiana	11/30/2020			08-13		0-0	.000	0-0	.000	0	1	1	1	5	0	0	0	0	0	0.0		
vs Alabama	12/02/2020			12-45	4-5	.800	1-1	1.000	0-0	.000	0	3	3	2	0	1	0	1	9	3.0		
Fairleigh Dickinson	12/05/2020			15-06	3-4	.750	0-0	.000	2-3	.667	0	1	1	8	1	0	0	0	8	3.4		
at TCU	12/09/2020			13-04	0-0	.000	0-0	.000	0-0	.000	0	0	1	4	1	1	0	0	0	3.4		
at Butler	12/23/2020			08-07	1-2	.500	1-2	.500	0-0	.000	0	0	0	1	2	1	0	1	3	3.3		
DePaul	12/27/2020			06-12	1-2	.500	0-0	.000	0-0	.000	0	0	0	1	0	0	0	1	2	3.1		
Creighton	01/02/2021			08-36	0-0	.000	0-0	.000	0-0	.000	0	2	2	1	1	0	0	1	0	2.8		
at Xavier	01/10/2021	*		21-48	1-2	.500	0-1	.000	0-0	.000	0	1	1	1	1	0	2	0	1	2.7		
at Marquette	01/12/2021	*		14-53	0-4	.000	0-2	.000	0-0	.000	0	1	1	1	1	2	0	0	1	2.4		
at Creighton	01/20/2021	*		33-49	4-5	.800	2-2	1.000	5-8	.625	0	6	6	1	5	4	3	1	0	15	3.5	
at Villanova	01/23/2021	*		39-06	5-9	.556	2-3	.667	6-7	.857	2	9	11	2	3	3	4	1	0	18	4.8	
Marquette	01/27/2021	*		42-29	2-9	.222	1-4	.250	3-6	.500	0	6	6	2	6	1	0	1	0	8	5.0	
at Georgetown	01/30/2021	*		35-36	4-7	.571	0-1	.000	2-3	.667	0	5	5	2	8	1	5	3	0	10	5.4	
Seton Hall	02/03/2021	*		12-28	0-3	.000	0-2	.000	0-0	.000	0	0	0	2	6	3	0	1	0	0	5.0	
St. John's (NY)	02/06/2021	*		21-47	3-10	.300	1-5	.200	2-2	1.000	0	0	0	2	4	4	1	1	0	9	5.3	
UConn	02/10/2021	*		33-41	2-5	.400	0-2	.000	3-4	.750	0	4	4	2	5	1	1	1	0	2	7	5.4
at DePaul	02/13/2021	*		33-51	4-8	.500	1-4	.250	0-0	.000	0	1	1	2	4	0	1	1	0	9	5.6	
at UConn	02/16/2021	*		28-59	5-11	.455	0-2	.000	4-4	1.000	0	3	3	2	5	2	0	1	0	14	6.0	
Xavier	02/24/2021	*		15-26	0-2	.000	0-1	.000	0-0	.000	0	1	1	2	4	2	3	1	0	0	5.7	
at St. John's (NY)	03/03/2021	*		10-02	0-4	.000	0-1	.000	0-0	.000	0	1	1	2	3	1	1	1	0	0	5.4	
Villanova	03/06/2021			05-47	0-1	.000	0-0	.000	0-0	.000	0	0	0	2	2	1	0	0	0	0	5.2	
vs DePaul	03/10/2021			03-54	0-1	.000	0-1	.000	0-0	.000	0	0	0	2	1	1	0	1	0	0	5.0	
Totals				13	437:49	39-96	.406	9-34	.265	27-37	.730	3	46	49	21	35	20	20	2	10	114	5.0

## #10 BREED, Alyn

		Total		3-Pointers		Free throws		Rebounds												
Opponent	Date	GS	MIN	FG-FGA	PCT	3FG-3FGA	PCT	FT-FTA	PCT	OFF	DEF	TOT	AVG	PF	A	TO	BLK	STL	PTS	AVG
Fairfield	11/09/2021		09:29	1-2	.500	0-0	.000	0-0	.000	0	0	0	0.0	2	2	0	0	1	2	2.0
Sacred Heart	11/11/2021		20:06	5-6	.833	3-4	.750	2-2	1.000	1	2	3	1.5	0	3	1	0	0	15	8.5
Totals		0	29:35	6-8	.750	3-4	.750	2-2	1.000	1	2	3	1.5	2	5	1	0	1	17	8.5



**Matteus Case #3**  
**Freshman**  
**Pennsylvania**

**G**

**6-5**

**190**

**Pickering, Ontario/Chaminade College Prep '20/**

2021-22: Scored his first collegiate basket versus Sacred Heart (11/11/21)...

2020-21: Was a member of the Quakers men's basketball team last season but did not see any action as Ivy League teams did not play games due to the pandemic... Comes to Providence with four years of eligibility.

HIGH SCHOOL: Attended Pine Ridge Secondary School (2015-2018) and Chaminade College Preparatory School (2018-2020)... Played varsity basketball for Frank Bennet and was the team captain for the 2019-2020 season... Averaged 10.1 points, 3.4 rebounds, 3.4 assists per game and shot 34 percent from the three-point territory during his senior year... Helped Chaminade capture the 2020 St. Louis District title as the team posted a 21-7 mark... Played AAU basketball for Coach Vidal Messiah on the Northern Kings... Averaged 12.8 points, 3.3 rebounds and two assists during his 17u AAU season with the Northern Kings, while shooting 59 percent from the field and 38 percent from the three point territory... Was named the team MVP in 2017 and 2018... Played on Team Canada's U-16 Boy's National Team in 2017 at the FIBA Americas Championship where the team captured the silver medal.

## PROFILE

Name: Matteus Case

Birthdate: July 13, 2001

Major: Undecided

Family: Son of Dave Case and Andrea Morgan. Has one sister, Jasmine Case.

Favorite Athletes: Jayson Tatum

Favorite Teams: Toronto Raptors

Favorite Foods: Pizza and Steak

Favorite Movies: Paid In Full, Training Day

Biggest thrill in sports: Playing in crucial games

Hobby: Hanging out with friends and family and listening to music

## CASE, Matteus

				Field Goals		3-Point		F-Throws		Rebounds										Scoring	
SEASON	TEAM	GP-GS	MIN/AVG	FG-FGA	FG%	3FG-3FGA	3FG%	FT-FTA	FT%	OFF	DEF	TOT	AVG	PF-FO	A	TO	BLK	STL	PTS	AVG	
2021-22	PROV	1-0	2/1.9	1-1	1.000	0-0	.000	0-0	.000	0	1	1	1.0	0-0	0	0	0	0	2	2.0	
TOTAL		1-0	2/1.9	1-1	1.000	0-0	.000	0-0	.000	0	1	1	1.0	0-0	0	0	0	0	2	2.0	

## Single Game Highs

Statistic	Value	
Points	2	vs Sacred Heart 11/11/21
Rebounds	1	vs Sacred Heart 11/11/21
FG Made	1	vs Sacred Heart 11/11/21
FG Attempts	1	vs Sacred Heart 11/11/21





### 2021-22...

#3 CASE, Matteus

Opponent	Date	GS	MIN	Total		3-Pointers		Free throws		Rebounds			PF	A	TO	BLK	STL	PTS	AVG
				FG-FGA	PCT	3FG-3FGA	PCT	FT-FTA	PCT	OFF	DEF	TOT	AVG						
Sacred Heart	11/11/2021		01:52	1-1	1.000	0-0	.000	0-0	.000	0	1	1	1.0	0	0	0	0	2	2.0
<b>Totals</b>		<b>0</b>	<b>01:52</b>	<b>1-1</b>	<b>1.000</b>	<b>0-0</b>	<b>.000</b>	<b>0-0</b>	<b>.000</b>	<b>0</b>	<b>1</b>	<b>1</b>	<b>1.0</b>	<b>0</b>	<b>0</b>	<b>0</b>	<b>0</b>	<b>2</b>	<b>2.0</b>



**Rafael Castro #30**  
**Freshman**

F

6-10

215

Dover, N.J./Dover High School '21

HIGH SCHOOL: Attended Dover High School in Dover, N.J...Played varsity basketball for Coach Billie Connors at Dover High School...Averaged 20.3 points, 16.3 rebounds, 4.7 blocks, 2.2 assists and 1.5 steals during his junior year of high school...Played for the Dominican Republic at the 2019 CentroBasket U17 Championship...Averaged 4.2 points and 3.8 rebounds while helping the team to a fourth-place finish...Played AAU basketball for Team Rio University...Ranked as the 30th for position (Power Forward) nationally, and third overall in New Jersey, according to 247Sports.com...Ranked 136 th recruit nationally and the No. 23 power forward by Rivals.com.

**PROFILE**

Name: Rafael Castro

Birthdate: March 30, 2003

Major: Undeclared

Family: Son of Arenis De La Paz and Rafael Castro. Has one brother, Yeison Gonzales. Has

three sisters, Clara Castro, Jessica Castro and Jeimy Castro.

Interests/Hobbies: Rap

Favorite Athletes: Kevin Durant

Favorite Movies: Paid in Full

Favorite Food: Everything

Biggest thrill in sports: Scoring my 1000th point



**Luke Fonts #22**  
**Freshman**

**G****6-1****180****Portsmouth, R.I./Portsmouth Abbey School '21**

HIGH SCHOOL: Attended Portsmouth Abbey School in Portsmouth R.I...Played varsity basketball for Coach Clarence Chenoweth for three years and named captain his junior and senior year...Averaged 17 points, six assists and five rebounds per game his junior year...Shot 38 percent from the three-point territory and shot 81 percent from the free throw line...Was a league honorable mention sophomore and junior year...Played AAU basketball for Coach Michael Crotty on the Middlesex Magic...Averaged eight points, four rebounds and three assists during his U16 AAU season...Is the younger brother of Andrew Fonts, who will be a graduate student on the team as well.

**PROFILE**

Name: Luke Fonts

Birthdate: July 19, 2003

Major: Finance

Family: Son of Raul Fonts and Meghan Fonts. Has two brothers, Andrew Fonts and Matthew Fonts.

Interests/Hobbies: Listen to music

Favorite Teams: New York Knicks

Favorite Athletes: Joe Ingles

Favorite Movies: Wedding Crashers

Favorite Foods: Buffalo Chicken pizza

Favorite Book: The Great Gatsby

Biggest thrill in sports: Seeing a buzzer beater in basketball to win a game





**Legend Geeter #23**  
**Freshman**

**F**

**6-8**

**235**

**River Rouge, Mich./River Rouge High School '21**

**HIGH SCHOOL:** Attended River Rouge High School in River Rouge, Michigan...Played varsity basketball under coach Lamonta Stone at River Rouge...Averaged 16 points, 10 rebounds, 2 assists and 2 blocks per game while helping lead River Rouge to a 20-1 mark...Earned The Detroit News Division 1 First Team All-State honors...Was a 2021 candidate for Mr. Basketball, which is an annual award given out each year to the top player in the state...Played AAU basketball for The Family, which is where former Friars LaDontae Henton and Junior Lomomba also played...Ranked as the 48th best power forward nationally and the fifth best in Michigan by 247Sports.com...Ranked as the 37th best power forward in the nation by Rivals.com.

## PROFILE

**Name:** Legend Geeter

**Birthdate:** February 3, 2002

**Major:** Undeclared

**Family:** Son of Machel Geeter and Lorenzo Geeter. Has one brother, Lorenzo Geeter Jr. Has two sisters, Lashai Geeter and Loreyl Arnold.

**Interests/Hobbies:** Playing the game, swimming, bike riding, relaxing

**Favorite Teams:** Detroit Pistons

**Favorite Athletes:** Kobe Bryant and Michael Jordan

**Favorite Foods:** Bacon cheeseburgers, Mac & Cheese and Yams

**Biggest thrill in sports:** Just working hard



**Kieran O'Haire**  
**Freshman**

**F****6-3****185****Menands, N.Y./The Albany Academy '21**

High School: Attended The Albany Academy in Menands, N.Y....Played varsity basketball for Coach Brian Fruscio for three years...Named captain his senior year of basketball...Averaged 11 points, six rebounds, and three assists, his senior year...Averaged four points and three rebounds per game as a junior...Won the New York State Championship in 2019...Played AAU basketball for the New York Havoc...Averaged eight points, three assists, and four rebounds during his AAU season.

**PROFILE**

Name: Kieran O'Haire

Birthdate: April 14, 2003

Major: Undeclared

Family: Son of Betsy O'Haire and Kevin O'Haire. Has one brother, Jake O'Haire. Has one sister, Caitlin O'Haire.

Interests/Hobbies: Fantasy Football, Ping Pong

Favorite Teams: New York Knicks, New York Giants, New York Yankees, New York Rangers

Favorite Athletes: Kobe Bryant, Larry Bird, Saquon Barkley, Mike Tyson

Favorite Movies: Scarface, The Dark Knight, Step Brothers

Favorite Foods: Bacon Egg and Cheese

Biggest trill in sports: Winning a State Championship

**THE LAST TIME PROVIDENCE COLLEGE...**

**PLAYED IN NCAA TOURNAMENT:** (3/15/18) Providence 69 vs. Texas A&M 73 (First Round)  
**PLAYED IN THE NIT:** (3/19/19) Providence 72 vs. Arkansas 84 (First Round)  
**WON IN OVERTIME...** (1/27/21) Marquette 63 at Providence 72 OT  
**LOST IN OVERTIME...** (3/6/19) Providence 70 at Creighton 76 OT  
**PLAYED DOUBLE OVERTIME...** (2/27/20) DePaul 90 at Providence 95 2OT  
**PLAYED A RANKED OPPONENT...** (1/23/21) Providence 56 at #3/#3 Villanova 71  
**WAS RANKED...** (2/22/16) RV - Associated Press Poll, 24 - USA Today Coaches Poll  
**DEFEATED A TOP-25 OPPONENT ON THE ROAD...** (1/20/21) Providence 74 at #11/11 Creighton 70  
**DEFEATED A TOP-25 OPPONENT AT HOME...** (3/6/21) #10/9 Villanova 52 at Providence 54  
**DEFEATED AT TOP-25 OPPONENT IN A NEUTRAL ARENA...** (3/9/18) Providence 75 vs #3/#2 Xavier 72 OT  
**DEFEATED A TOP-10 OPPONENT ON THE ROAD...** (1/24/16) #16/#17 Providence 82 at #4/#4 Villanova 76 OT  
**DEFEATED A TOP-10 OPPONENT AT HOME...** (3/6/21) #10/9 Villanova 52 at Providence 54  
**WON BY 50 OR MORE...** (2/22/01) Binghamton 58 at #25 Providence 119  
**WON BY 40 OR MORE...** (11/25/19) Fairfield 56 at Providence 97  
**SCORED 100 OR MORE...** (11/5/19) Providence 106 vs. Sacred Heart 60  
**BOTH TEAMS SCORED 100 OR MORE...** (3/9/10) Providence 106 vs. Seton Hall 109  
**SCORED 90 POINTS...** (3/7/20) DePaul 55 at Providence 93  
**SCORED LESS THAN 50...** (2/3/21) Seton Hall 60 at Providence 43  
**BOTH TEAMS SCORED LESS THAN 50...** (12/31/11) Providence 40 at #12/#12 Georgetown 49  
**ALLOWED 100 OR MORE...** (3/9/10) Providence 106 vs. Seton Hall 109  
**ALLOWED 49 OR LESS...** (11/9/19) NJIT 47 at Providence 76  
**SHOT OVER 60% FG...** (1/25/17) St. John's 91 at Providence 86 (62.0 percent)  
**SHOT UNDER 35% FG...** (2/3/21) Seton Hall 60 at Providence 43 (34.0 %)  
**HELD OPPONENT UNDER 30% FG...** (12/1/18) Providence 59 vs. Rhode Island 50 (29.8 percent)  
**MADE 10 3-POINT FG...** (11/11/21) Providence 92 (11 three PT FGs) vs Sacred Heart 64  
**MADE 15 OR MORE 3-POINT FG...** (11/5/19) Providence 106 (16 Three-Point FGs) vs Sacred Heart 60  
**DID NOT MAKE A 3-POINT FG...** (11/17/14) Binghamton 45 at Providence 66 (0-9, 3 PT FG)  
**ATTEMPTED 50 FREE THROWS...** (1/5/99) West Virginia 87 at Providence 90 (59 FT Attempts)  
**MADE 40 FREE THROWS...** (1/5/99) West Virginia 87 at Providence 90 (40 FT)  
**HAD 50 OR MORE REBOUNDS...** (12/21/19) Texas 48 at Providence 70 (52 Rebounds)  
**HAD 25 OR LESS REBOUNDS...** (1/21/17) Providence 68 (23 Rebounds) at #1/#2 Villanova 78  
**HAD 20 OR MORE ASSISTS...** (12/9/20) Providence 79 (22 assists) at TCU 70  
**HAD 30 OR MORE ASSISTS...** (11/5/19) Providence 106 vs Sacred Heart 60 (31 assists)  
**HAD 20 OR MORE TURNOVERS...** (2/12/20) Providence 69 (24 turnovers) at St. John's 80  
**MADE 15 OR MORE STEALS...** (1/3/10) Providence 74 (16 steals) at St. John's 59  
**BLOCKED 10 OR MORE SHOTS...** (1/5/19) Providence 106 vs Sacred Heart 60 (10 blocks)  
**HAD SIX OR MORE PLAYERS IN DOUBLE FIGURES...** (2/22/20) #19/19 Marquette 72 at Providence 84 (6 players)  
**HAD SEVEN OR MORE PLAYERS IN DOUBLE FIGURES...** (11/5/19) Sacred Heart 60 at Providence 106 (7 players)

**THE LAST TIME A PROVIDENCE COLLEGE PLAYER...**

**SCORED 50 OR MORE...** (2/23/11) Marshon Brooks (52 points) vs. Notre Dame, (12/15/73) Marvin Barnes (52 points) vs. Austin Peay  
**SCORED 40 OR MORE...** (2/10/16) Ben Bentil (42 points) at Marquette  
**SCORED 30 OR MORE...** (2/6/21) Nate Watson (30 points) vs. St. John's  
**SCORED 25 OR MORE...** (2/6/21) Nate Watson (30 points) vs. St. John's  
**SCORED 20 OR MORE...** (11/9/21) Nate Watson (22 points) vs. Fairfield  
**HIT 15 FIELD GOALS...** (3/10/16) Ben Bentil (16 field goals, 38 points) vs. Butler  
**HIT 10 THREE POINT FG...** (2/23/00) Donta Wade (10, 3PT FG) at Notre Dame  
**HIT 9 THREE POINT FG...** (2/2/05) Donnie McGrath (9, 3PT FG) vs. Virginia  
**HIT 8 THREE POINT FG...** (2/2/05) Donnie McGrath (9, 3PT FG) vs. Virginia  
**HIT 7 THREE POINT FG...** (1/10/21) David Duke (7, 3PT FG) at Xavier  
**HIT 6 THREE POINT FG...** (1/30/21) AJ Reeves (6, 3PT FG) at Georgetown  
**MADE 15 FREE THROWS...** (11/24/10) Vincent Council (16-16 FT) vs. Wyoming  
**HAD 25 REBOUNDS...** (1/25/94) Michael Smith (26 rebounds) vs. Syracuse  
**HAD 20 REBOUNDS...** (1/9/10) Jamine Peterson (20 rebounds) vs. Rutgers  
**HAD 15 REBOUNDS...** (2/12/20) Alpha Diallo (17 rebounds) at St. John's  
**THREE PLAYERS HAD 10 REBOUNDS...** (12/19/15) Jalen Lindsey (13), Ben Bentil (12), Rodney Bullock (11) vs. Rider  
**HAD 15 ASSISTS...** (12/28/17) Kyron Cartwright (16 Assists) at St. John's  
**HAD 10 ASSISTS...** (12/28/17) Kyron Cartwright (16 Assists) at St. John's  
**HAD 10 STEALS...** (1/22/02) John Linehan (11 Steals) vs. Rutgers  
**HAD 8 STEALS...** (11/14/15) Kris Dunn (8 Steals) vs. Harvard  
**HAD 12 BLOCKS...** (12/8/71) Marvin Barnes (12 Blocks) vs. Buffalo  
**HAD 11 BLOCKS...** (12/11/71) Marvin Barnes (11 Blocks) at St. Joseph's  
**HAD 10 BLOCKS...** (12/2/00) Karim Shabazz (10 Blocks) vs. Rhode Island  
**HAD 5 BLOCKS...** (1/17/14) Carson Desrosiers (6 Blocks) at Creighton  
**REGISTERED A TRIPLE-DOUBLE...** (12/2/15) Kris Dunn (16 pts, 14 assists, 10 rebs) vs. Hartford  
**REGISTERED A DOUBLE-DOUBLE...** (11/11/21) Nate Watson (14 pts, 10 rbs.) vs. Sacred Heart (11/11/21)  
**TWO PLAYERS REGISTERED A DOUBLE-DOUBLE...** (1/23/21) David Duke (10 pts, 11 r bs.), Alyn Breed (18 pts, 11 rbs.) at #3/#3 Villanova (1/23/21)  
**THREE PLAYERS REGISTERED A DOUBLE-DOUBLE...** (12/19/15) Jalen Lindsey (13 pt, 13 rb), Ben Bentil (19 pt, 12 rb), Rodney Bullock (16 pt, 11 rb) vs. Rider  
**TWO PLAYERS HAD 20 POINTS...** (3/6/21) Nate Watson (20 points), David Duke (20 points) vs. Villanova  
**THREE PLAYERS HAD 20 POINTS...** (11/16/13) Bryce Cotton (28 points), Kadeem Batts (22 points), LaDontae Henton (21 points) vs Marist



## 2021-22 Providence Men's Basketball Combined Team Statistics All games

Page 1/1  
as of Nov 12, 2021

### Game Records

Record	Overall	Home	Away	Neutral
ALL GAMES	2-0	2-0	0-0	0-0
CONFERENCE	0-0	0-0	0-0	0-0
NON-CONFERENCE	2-0	2-0	0-0	0-0

### Score by Periods

Team	1st	2nd	OT	TOT
Providence	85	87	0	172
Opponents	71	66	0	137

### Team Box Score

No.	Player				Total		3-Point		F-Throw		Rebounds												
		GP-GS	MIN	AVG	FG-FGA	FG%	3FG-3FGA	3FG%	FT-FTA	FT%	OFF	DEF	TOT	AVG	PF	DQ	A	TO	BLK	STL	PTS	AVG	
0	WATSON, Nate	2-2	60:45	30.4	16-23	.696	0-0	.000	4-8	.500	4	12	16	8.0	4	0	0	3	4	1	36	18.0	
1	DURHAM, Aljami	2-2	64:36	32.3	9-22	.409	3-13	.231	9-14	.643	1	4	5	2.5	5	0	6	4	0	1	30	15.0	
14	HORCHLER, Noah	2-2	54:12	27.1	7-11	.636	3-6	.500	4-6	.667	3	15	18	9.0	5	0	3	5	2	2	21	10.5	
11	REEVES, A.J.	2-2	51:32	25.8	6-15	.400	2-9	.222	6-7	.857	0	1	1	0.5	3	0	4	1	0	1	20	10.0	
4	BYNUM, Jared	2-2	45:02	22.5	4-9	.444	1-3	.333	8-11	.727	1	2	3	1.5	1	0	8	2	1	3	17	8.5	
10	BREED, Alyn	2-0	29:35	14.8	6-8	.750	3-4	.750	2-2	1.000	1	2	3	1.5	2	0	5	1	0	1	17	8.5	
15	MINAYA, Justin	2-0	49:54	25.0	5-13	.385	1-6	.167	1-4	.250	5	4	9	4.5	3	0	5	4	2	1	12	6.0	
24	FONTS, Andrew	1-0	06:30	6.5	1-2	.500	1-2	.500	1-2	.500	0	1	1	1.0	1	0	0	0	0	0	4	4.0	
12	GOODINE, Brycen	2-0	15:58	8.0	1-2	.500	1-1	1.000	4-4	1.000	0	0	0	0.0	4	0	1	1	0	3	7	3.5	
5	CROSWELL, Ed	2-0	20:04	10.0	2-2	1.000	0-0	.000	2-2	1.000	0	5	5	2.5	4	0	0	4	1	3	6	3.0	
3	CASE, Matteus	1-0	01:52	1.9	1-1	1.000	0-0	.000	0-0	.000	0	1	1	1.0	0	0	0	0	0	0	2	2.0	
Team											1	6	7										
Total		2	400		58-108	.537	15-44	.341	41-60	.683	16	53	69	34.5	32	0	32	25	10	16	172	86.0	
Opponents		2	400		50-122	.410	21-59	.356	16-23	.696	21	43	64	32.0	42	1	27	33	1	10	137	68.5	

### Team Statistics

	PROV	OPP
<b>Scoring</b>	<b>172</b>	<b>137</b>
Points per game	86.0	68.5
Scoring margin	+17.5	-
<b>Field goals-att</b>	<b>58-108</b>	<b>50-122</b>
Field goal pct	.537	.410
<b>3 point fg-att</b>	<b>15-44</b>	<b>21-59</b>
3-point FG pct	.341	.356
3-pt FG made per game	7.5	10.5
<b>Free throws-att</b>	<b>41-60</b>	<b>16-23</b>
Free throw pct	.683	.696
F-Throws made per game	20.5	8.0
<b>Rebounds</b>	<b>69</b>	<b>64</b>
Rebounds per game	34.5	32.0
Rebounding margin	+2.5	-
<b>Assists</b>	<b>32</b>	<b>27</b>
Assists per game	16.0	13.5
<b>Turnovers</b>	<b>25</b>	<b>33</b>
Turnovers per game	12.5	16.5
Turnover margin	+4.0	-
Assist/turnover ratio	1.3	0.8
<b>Steals</b>	<b>16</b>	<b>10</b>
Steals per game	8.0	5.0
<b>Blocks</b>	<b>10</b>	<b>1</b>
Blocks per game	5.0	0.5
<b>Winning streak</b>	<b>2</b>	<b>-</b>
Home win streak	2	-
<b>Attendance</b>	<b>19706</b>	<b>0</b>
Home games-Avg/Game	2-9853	0-0
Neutral site-Avg/Game	-	0-0

### Team Results

Date	Opponent		Score	Att.
11/09/2021	Fairfield	W	80-73	9990
11/11/2021	Sacred Heart	W	92-64	9716





## 2021-22 PROVIDENCE COLLEGE WINS AND LOSSES

### FRIARS RECORD WHEN....

Providence shoots 50% or better from the floor .....	2-0
Providence shoots less than 50% from the floor .....	0-0
Providence holds opponent to 49% or less from the floor .....	2-0
Providence opponent shoots 50% or better from the floor .....	0-0
Providence outrebounds opponent.....	1-0
Opponent outrebounds Providence .....	1-0
Rebounds are tied.....	0-0
Providence makes 40% of three point tries.....	1-0
Providence makes less than 40% of three point tries .....	1-0
Providence scores less than 60 points .....	0-0
Providence scores 60 or more points.....	2-0
Providence scores 70 or more points.....	2-0
Providence scores 80 or more points.....	2-0
Opponent held to less than 60 points .....	0-0
Opponent scores 60 or more points.....	2-0
Opponent scores 70 or more points.....	1-0
Opponent scores 80 or more points.....	0-0

### FRIARS WHEN AHEAD, TIED AND TRAILING IN 2021-22....

	WHEN AHEAD	WHEN TIED	WHEN TRAILING
Halftime	2-0	0-0	0-0
10 Minutes Left	2-0	0-0	0-0
5 Minutes Left	2-0	0-0	0-0

### 2021-22 STARTING LINEUPS RECORDS:

Horchler, Watson, Reeves, Bynum, Durham: 2-0

### RECORDS AS STARTERS IN 2021-22:

Watson: 2-0  
Bynum: 2-0  
Reeves: 2-0  
Horchler: 2-0  
Durham: 2-0

### GAMES LOST - INJURY/ILLNESS (4) IN 2021-22:

Geeter 2, Castro 2

### GAMES PC PLAYERS LED IN 2021-22:

Scoring: Watson 1, Breed 1  
Rebounding: Horchler 1, Watson 1

### DOUBLE/DOUBLES:

Horchler 1, Watson 1

### TRIPLE/DOUBLES:

### 20-POINT GAMES:

Watson 1

### 30-POINT GAMES:

### 40-POINT GAMES:

## PC By The Numbers

### 2021-22

LAST FIVE GAMES:	2-0
LAST TEN GAMES:	0-0
HOME:	2-0
ROAD:	0-0
NEUTRAL:	0-0
OVERTIME GAMES:	0-0
BIG EAST RECORD:	0-0
BIG EAST HOME:	0-0
BIG EAST AWAY:	0-0
LONGEST WIN STREAK:	2
LONGEST BIG EAST WIN STREAK:	0
LONGEST HOME WIN STREAK:	0
LONGEST BIG EAST HOME WIN STREAK:	0
LONGEST BIG EAST ROAD WIN STREAK:	0
LONGEST LOSING STREAK:	0
WHEN LEADING AT HALFTIME:	2-0
HOME:	2-0
AWAY:	0-0
NEUTRAL:	0-0
WHEN TRAILING AT HALFTIME:	0-0
HOME:	0-0
AWAY:	0-0
NEUTRAL:	0-0
WHEN TIED AT HALFTIME:	0-0
HOME:	0-0
AWAY:	0-0
NEUTRAL:	0-0
RECORD BY THE DAY:	
Record on Monday	0-0
Record on Tuesday	1-0
Record on Wednesday	0-0
Record on Thursday	1-0
Record on Friday	0-0
Record on Saturday	0-0
Record on Sunday	0-0
RECORD BY THE MONTH:	
November	2-0
December	0-0
January	0-0
February	0-0
March	0-0
BY CONFERENCE:	
MAAC	1-0
NEC	1-0

### FRIARS' MARGIN DIFFERENTIAL

	1	2	3	4	5	6	7	8	9	10	11	12	13	14	15	16-20	21-25	26-30	31-34	35+
Lost																				
Won																				

# 2021-22 Providence Basketball



Official Basketball Box Score - Final  
**Fairfield at Providence**  
 11/09/21 Dunkin' Donuts Center, Providence  
 2021-22 Men's Basketball

Game Time: 7:00 PM  
 Game Duration: 2:05  
 Attendance: 9,990

Officials: John Gaffney, Pat Driscoll, Nathan Hall

Fairfield - 73

Record: 0-1

NO. Name	Min	FG M-A	3P M-A	FT M-A	Rebounds OR DR TOT	Fouls PF FD	TP	AS	TO	ST	Blocks BS BA	+/-
5 Supreme Cook	F 18:19	4-6	0-0	1-1	3 1 4	5 2	9	1	3	0	0 2	-8
20 Zach Crisler	F 23:28	4-7	4-6	2-4	0 3 3	1 5	14	1	0	0	0 0	-1
0 Caleb Green	G 32:43	1-6	0-2	0-0	0 1 1	4 2	2	3	3	1	0 1	-8
2 Taj Bonning	G 33:07	6-17	0-3	1-3	1 6 7	4 2	13	3	1	0	0 3	-4
4 Jake Wojcik	G 30:45	3-11	2-5	4-4	0 4 4	2 2	12	3	1	4	0 1	7
33 TJ Long	17:28	4-9	2-7	1-1	0 3 3	1 2	11	0	1	1	0 0	-2
1 Chris Maidoh	17:34	2-2	0-0	0-0	1 4 5	3 0	4	2	4	0	0 0	-2
10 Allan Jeanne-Rose	05:05	1-1	0-0	1-2	0 1 1	1 1	3	0	3	0	0 0	-9
24 Jesus Cruz	17:35	2-3	1-2	0-0	1 1 2	3 1	5	0	0	1	0 0	-7
3 Jalen Leach	01:11	0-1	0-1	0-0	0 0 0	1 0	0	0	0	0	0 0	-4
11 Makai Willis	02:45	0-0	0-0	0-0	0 0 0	0 0	0	1	0	0	0 0	3
Team					5 0 5		0		1			
Totals		27-63	9-26	10-15	11 24 35	25 17	73	14	17	7	0 7	-7

Technical Fouls: Cook 2<sup>nd</sup> 20:00

Providence - 80

Record: 1-0

NO. Name	Min	FG M-A	3P M-A	FT M-A	Rebounds OR DR TOT	Fouls PF FD	TP	AS	TO	ST	Blocks BS BA	+/-
14 Noah Horchler	F 26:19	3-5	2-4	2-4	1 10 11	3 2	10	3	3	1	1 0	12
0 Nate Watson	C 31:54	10-14	0-0	2-5	2 4 6	3 4	22	0	1	1	4 0	2
1 Aljami Durham	G 35:56	4-9	1-4	9-12	0 3 3	3 9	18	3	3	0	0 0	5
4 Jared Bynum	G 25:00	2-4	0-1	4-6	0 2 2	0 4	8	4	2	2	0 0	-1
11 A.J. Reeves	G 31:10	3-8	1-5	6-7	0 1 1	2 3	13	1	0	0	0 0	0
15 Justin Minaya	29:24	2-7	0-4	1-2	3 1 4	3 1	5	3	3	1	2 0	10
5 Ed Crowell	08:06	1-1	0-0	0-0	0 1 1	2 0	2	0	2	1	0 0	5
10 Alyn Breed	09:29	1-2	0-0	0-0	0 0 0	2 1	2	2	0	1	0 0	0
12 Brycen Goodine	02:42	0-1	0-0	0-0	0 0 0	0 0	0	0	0	0	0 0	2
Team					0 4 4		0		0			
Totals		26-51	4-18	24-36	6 26 32	18 24	80	16	14	7	7 0	7

Technical Fouls: Horchler 2<sup>nd</sup> 18:32

	FU	PC
Biggest lead	2 (1 <sup>st</sup> 17:02)	12 (2 <sup>nd</sup> 19:47)
Best Scoring Run	10 (2 <sup>nd</sup> 14:03)	9 (2 <sup>nd</sup> 19:47)
Lead Changes	8	
Times Tied	6	
Time with Lead	04:38	31:26

Points from	FU	PC
Turnovers	16	27
Paint	32	38
Second Chance	6	9
Fast Breaks	2	11
Bench	23	9

Period by Period Scoring	1st	2nd	TOT
FU	35	38	73
PC	42	38	80

# 2021-22 Box Scores



Official Basketball Box Score - Final  
**Sacred Heart at Providence**  
 11/11/21 Dunkin' Donuts Center, Providence  
 2021-22 Men's Basketball

Game Time: 6:30 PM  
 Game Duration: 1:59  
 Attendance: 9,716

Officials: Brian O'Connell, Clarence Armstrong, Ed Corley

Sacred Heart - 64

Record: 1-1

NO. Name	Min	FG M-A	3P M-A	FT M-A	Rebounds OR DR TOT	Fouls PF FD	TP	AS	TO	ST	Blocks BS BA	+/-
21 Bryce Johnson	F 20:38	1-4	1-1	0-0	1 2 3	2 1	3	2	1	0	0 1	-7
45 Nico Galette	F 30:02	6-14	3-9	0-0	1 4 5	0 0	15	1	1	0	0 0	-18
4 Alex Watson	G 35:32	4-8	2-5	2-3	0 3 3	4 4	12	2	5	0	0 0	-24
12 Joey Reilly	G 35:46	4-10	3-6	0-0	0 0 0	2 0	11	4	3	1	0 0	-23
22 Tyler Thomas	G 26:39	6-14	1-8	0-0	0 3 3	3 2	13	4	1	2	1 1	-22
3 Mike Sixsmith	22:03	2-6	2-4	2-3	0 0 0	1 2	8	0	3	0	0 1	-15
5 Zach Pfaffenberger	06:34	0-0	0-0	0-0	0 0 0	1 2	0	0	1	0	0 0	-6
25 Tanner Thomas	06:34	0-0	0-0	0-0	0 2 2	1 1	0	0	0	0	0 0	-6
30 Cantavio Dutrell	16:12	0-3	0-0	2-2	4 4 8	3 2	2	0	1	0	0 0	-19
Team					4 1 5		0		0			
Totals		23-59	12-33	6-8	10 19 29	17 14	64	13	16	3	1 3	-28

Technical Fouls: NONE

Providence - 92

Record: 2-0

NO. Name	Min	FG M-A	3P M-A	FT M-A	Rebounds OR DR TOT	Fouls PF FD	TP	AS	TO	ST	Blocks BS BA	+/-
14 Noah Horchler	F 27:53	4-6	1-2	2-2	2 5 7	2 1	11	0	2	1	1 0	19
0 Nate Watson	C 28:51	6-9	0-0	2-3	2 8 10	1 2	14	0	2	0	0 1	21
1 Aljami Durham	G 28:40	5-13	2-9	0-2	1 1 2	2 3	12	3	1	1	0 0	18
4 Jared Bynum	G 20:02	2-5	1-2	4-5	1 0 1	1 3	9	4	0	1	1 0	16
11 A.J. Reeves	G 20:22	3-7	1-4	0-0	0 0 0	1 0	7	3	1	1	0 0	14
5 Ed Crowell	11:58	1-1	0-0	2-2	0 4 4	2 1	4	0	2	2	1 0	4
15 Justin Minaya	20:30	3-6	1-2	0-2	2 3 5	0 2	7	2	1	0	0 0	12
12 Brycen Goodine	13:16	1-1	1-1	4-4	0 0 0	4 3	7	1	1	3	0 0	15
10 Alyn Breed	20:06	5-6	3-4	2-2	1 2 3	0 1	15	3	1	0	0 0	10
24 Andrew Fontis	06:30	1-2	1-2	1-2	0 1 1	1 1	4	0	0	0	0 0	3
3 Matthew Case	01:52	1-1	0-0	0-0	0 1 1	0 0	2	0	0	0	0 0	8
Team					1 2 3		0		0			
Totals		32-57	11-26	17-24	10 27 37	14 17	92	16	11	9	3 1	28

Technical Fouls: NONE


	SH	PC
Biggest lead	2 (1 <sup>st</sup> 9:32)	28 (2 <sup>nd</sup> 0:42)
Best Scoring Run	5 (1 <sup>st</sup> 14:16)	13 (2 <sup>nd</sup> 4:20)
Lead Changes	4	
Times Tied	3	
Time with Lead	01:08	36:33

Points from	SH	PC
Turnovers	10	29
Paint	16	36
Second Chance	5	10
Fast Breaks	4	22
Bench	10	39

Period by Period Scoring	1st	2nd	TOT
SH	36	28	64
PC	43	49	92




**0**




**Nate Watson**  
GR. 6-10 260  
Portsmouth, Va.

**1**




**Al Durham**  
GR. 6-4 180  
Lilburn, Ga.

**3**




**Matteus Case**  
FR. 6-5 190  
Pickering, Ont.

**4**




**Jared Bynum**  
RS JR. 5-10 180  
Largo, Md.

**5**




**Ed Croswell**  
SR. 6-8 245  
Philadelphia, Pa.

**10**



**Alyn Breed**  
SO. 6-3 190  
Powder Springs, Ga.

**11**




**A.J. Reeves**  
SR. 6-6 205  
Roxbury, Mass.

**12**




**Brycen Goodine**  
JR. 6-4 190  
New Bedford, Mass.

**14**



**Noah Horchler**  
GR. 6-8 220  
Melbourne Beach, Fla.

**15**




**Justin Minaya**  
GR. 6-7 210  
Harrington Park, N.J.

**22**




**Luke Fonts**  
FR. 6-1 180  
Portsmouth, R.I.

**23**



**Legend Geeter**  
FR. 6-8 235  
River Rouge, Mich.

**24**




**Andrew Fonts**  
GR. 6-2 175  
Portsmouth, R.I.

**30**



**Rafael Castro**  
FR. 6-10 215  
Dover N.J.

**33**



**Kieran O'Haire**  
FR. 6-3 185  
Menands, N.Y.



**Ed Cooley**  
Head Coach



**Jeff Battle**  
Associate  
Head Coach




**Brian Blaney**  
Assistant Coach



**Ivan Thomas**  
Assistant Coach



**Kevin Kurbec**  
Director of  
Basketball  
Operations



**Bob Walsh**  
Assoc. Dir. of  
Player Development,  
Scouting &  
Recruiting Coord.



**LaDontae Henton**  
Special Assistant  
to Head Coach