

WISCONSIN BASKETBALL

24 NCAA TOURNAMENT APPEARANCES ■ 4 FINAL FOURS ■ 21 BIG TEN CHAMPIONSHIPS ■ 21 CONSENSUS ALL-AMERICANS

WISCONSIN BADGERS

RECORD: 1-0, 0-0 BIG TEN



Rankings (AP/Coaches): --/--

Head Coach: Greg Gard

Record at Wisconsin: 120-70 (7th Season)

Overall Record: 120-70 (7th Season)

VS

GREEN BAY PHOENIX

RECORD: 0-1, 0-0 HORIZON



Rankings (AP/Coaches): --/--

Head Coach: Will Ryan

Record at GB: 8-18 (2nd Season)

Overall Record: 22-31 (3rd Season)

FRIDAY, NOVEMBER 12 ■ 7 P.M. (CT) ■ MADISON, WIS. ■ KOHL CENTER ■ B1G+

BADGERS LOOK FOR 2-0 START ON FRIDAY

- Wisconsin will follow up Tuesday's season-opening win over St. Francis by hosting in-state rival Green Bay on Friday at 7 p.m. on B1G+. The Badgers are 25-1 all-time against the Phoenix, including 22-0 at home.
- Up next, the Badgers will welcome Providence to the Kohl Center for the annual Gavitt Games between the Big Ten and Big East conferences.

FAST BREAK FACTS

- Legendary retired coach Bo Ryan will make his return to the Kohl Center on Friday night and will be saluted at a special halftime recognition.
 - In 15 seasons as head coach, Ryan led the Badgers to a school-record 364 wins, 7 Big Ten championships (4 regular season, 3 tourney) and 14 NCAA tournament appearances, including back-to-back Final Fours in 2014 and 2015.
 - Ryan was recently inducted in the UW Athletics Hall of Fame as part of the Class of 2020.
- With an 81-58 win over St. Francis, Wisconsin won its home opener for the 6th consecutive season and the 23rd time in the last 24 years. UW is 6-0 in home openers under Greg Gard.
 - UW shot 45.5% (10-for-22) from 3-point range, turned the ball over just 12 times (3 in the first half), and tallied 13 fast break points.
 - Johnny Davis led the Badgers with 15 points, while first-time starters Chucky Hepburn and Steven Crawl scored 13 and 11 points, respectively (page 3).
- The Badgers have won 22 consecutive non-conference home games dating back to the 2017-18 season.
- Head coach **Greg Gard** improved his overall record to 120-70 (.632), including a mark of 74-20 (.787) at the Kohl Center (page 3).
 - Gard has led the Badgers to appearances in 4 of the last 5 NCAA tournaments.
 - Wisconsin is 1 of just 5 teams in the country that has played in 21 of the last 22 NCAA tournaments, joined by Gonzaga (22), Kansas (22), Michigan State (22) and Duke (21).
- Wisconsin owns one of the greatest home court advantages in college basketball with an

all-time record of 324-57 (.850) at the Kohl Center.

- UW returns 2 starters from last year in 5th-yr senior Brad Davison and junior Tyler Wahl.
- UW's top returning scorer, **Brad Davison** averaged 10.0 ppg last season. He's played in all 128 games he's been eligible (124 straight).
 - Davison ranks 4th all-time at UW in games started (125), 8th in minutes played (4,035), 19th in scoring (1,371), 5th in 3FGs (224), 12th in steals (134) and 5th in FT% (.830).
- **Tyler Wahl** played in all 31 games last season, including starts in the final 17 contests. He averaged 5.2 points and 4.3 rebounds per game last year for the Badgers.
- Serving as sixth man last season, **Johnny Davis** is poised to step into a larger role this season after ranking 5th in minutes played (24.3) last season, averaging 7.0 ppg and 4.1 rpg.
- This season's Wisconsin roster features 12 underclassmen, including 5 true freshmen.
 - Wisconsin is tied with Nebraska (2 So., 10 Fr.) for the most underclassmen in the B1G. Indiana and Michigan each have 11 underclassmen.
 - With 12 underclassmen (7 soph. and 5 fresh.), it marks UW's largest group of underclassmen in at least 20 years (going back to 2001-02).
 - The average age of UW's starting lineup this season is 19.8 years old. In comparison, last year's lineup had an average age 22.6 yrs old.



Sophomore **Johnny Davis** led the Badgers with **15 points** in the season opener, plus **3 rebounds, 2 steals and a career-high 5 assists (0 TOs).**

WISCONSIN'S POTENTIAL STARTERS

No.	Name	Pts.	Reb.	Ast.	Of Note
1	JOHNNY DAVIS	15.0	3.0	5.0	Ranked 5th for UW in minutes played last season (24.3 mpg)
5	TYLER WAHL	5.0	4.0	1.0	Played all 31 games last season, starting in the final 17 games
21	STEVEN CRAWL	11.0	8.0	0.0	Surpassed last season's scoring total (8 pts) in opener (11 pts)
23	CHUCKY HEPBURN	13.0	1.0	1.0	First true freshman to start season opener since 2001
34	BRAD DAVISON	8.0	6.0	2.0	Has played in all 129 games he's eligible (125 consecutive)

2021-22 SCHEDULE

Oct. 29	UW-WHITEWATER ^(Exh)	W, 76-50
Nov. 9	ST. FRANCIS (NY)	W, 81-58
Nov. 12	GREEN BAY	7 PM
Nov. 15	PROVIDENCE*	8 PM

MAUI INVITATIONAL - Las Vegas, Nevada

Nov. 22	vs. Texas A&M	1 PM
Nov. 23	vs. Butler/Houston [15]	TBA
Nov. 24	TBD	TBA

Dec. 1	at Georgia Tech^	8:15 PM
Dec. 4	MARQUETTE	11:30 AM
Dec. 8	INDIANA	6 PM
Dec. 11	at Ohio State [17]	11 AM
Dec. 15	NICHOLLS STATE	7 PM
Dec. 23	MORGAN STATE	6 PM
Dec. 29	ILLINOIS STATE	7 PM

Jan. 3	at Purdue [7]	6 PM
Jan. 6	IOWA	8 PM
Jan. 9	at Maryland [21]	TBA
Jan. 13	OHIO STATE [17]	6 PM
Jan. 18	at Northwestern	8 PM
Jan. 21	MICHIGAN STATE	8 PM
Jan. 25	at Nebraska	8 PM
Jan. 30	MINNESOTA	NOON

Feb. 2	at Illinois [11]	8 PM
Feb. 5	PENN STATE	5 PM
Feb. 8	at Michigan State	6 PM
Feb. 12	RUTGERS	1 PM
Feb. 15	at Indiana	8 PM
Feb. 20	MICHIGAN [6]	NOON
Feb. 23	at Minnesota	8 PM
Feb. 26	at Rutgers	5 PM

March 1	PURDUE [7]	8 PM
March 6	NEBRASKA	1 PM

BIG TEN TOURNAMENT - Indianapolis, Ind.

Mar. 9-13 at Gainbridge Fieldhouse

NCAA TOURNAMENT

Mar. 15-16	First Four
Mar. 17-20	Rounds 1-2
Mar. 24-27	Sweet 16 / Elite 8
April 2-4	Final Four / Championship New Orleans

All times listed Central Standard Time

* Gavitt Tipoff Games

^ Big Ten/ACC Challenge

Home games in **BOLD CAPS**

FOLLOW THE #BADGERS

TV: BTN+

App: FOX Sports | Online: btnplus.com

- Play-by-Play: Noah Clark
- Analyst: Cade Johnson

RADIO: BADGER SPORTS NETWORK

App: iHeartRadio | Satellite: SiriusXM 195

- Play-by-Play: Matt Lepay
- Analyst: Mike Lucas

SOCIAL MEDIA: #ONWISCONSIN

- Twitter: @BadgerMBB
- Instagram: badgermbb
- Facebook: /WisconsinMensBasketball
- YouTube: /WisconsinBadgers

BASKETBALL COMMUNICATIONS**GENERAL INFORMATION**

- Address: 1440 Monroe Street, Madison, WI 53711
- Website: UWBadgers.com
- Press Box Phone: (608) 262-7766

BRANDON HARRISON**PRIMARY CONTACT**

- Phone: (608) 279-8653
- Email: bah@athletics.wisc.edu
- Twitter: @BrandonHarrison

**PATRICK HERB****DIRECTOR OF BRAND STRATEGY**

- Phone: (608) 957-2085
- Email: pah@athletics.wisc.edu
- Twitter: @PatrickHerb

**MEDIA RESOURCES****CREDENTIAL APPLICATIONS**

- www.sportssystem.com/Wisconsin

BIG TEN MEDIA EMAIL LIST

- office.bigten.org/media

WISCONSIN BASKETBALL RECORD BOOK

- go.wisc.edu/MBBRecordBook

WIRELESS INTERNET ACCESS (KOHL CENTER)

- BadgerWiFi (connect and register with email address)

LIVE STATS - STATBROADCAST (KOHL CENTER)

- Wisconsin.StatBroadcast.com (password: buckybadger)

OFFICIAL SOCIAL MEDIA CHANNELS

- Twitter: @BadgerMBB
- Instagram: @badgermbb
- Facebook: /WisconsinMensBasketball
- YouTube: /WisconsinBadgers

RADIO

Radio Station: WIBA (1310 AM)

Play-by-Play Announcer: Matt Lepay

Address: P.O. Box 99
Madison, WI 53701
Phone: 608-274-5450

Color Analyst: Mike Lucas

Address: 1440 Monroe St.
Madison, WI 53711
Phone: 608-252-6474

Credentials: 2021-22 men's basketball credentials must be requested online: www.sportssystem.com/Wisconsin

Contact Brandon Harrison with questions (608-279-8653). Approved credentials will be either mailed or made available at the Brand Communications Office or with the parking attendant (white vehicle) at the entrance to Lot 46 on Frances Street, one block north of the Kohl Center




0 JAHCOBI NEATH
G, Jr., 6-4, 196
Toronto, Ontario



1 JOHNNY DAVIS
G, So., 6-5, 194
La Crosse, Wis.



2 JORDAN DAVIS
G, So., 6-4, 198
La Crosse, Wis.



4 CARTER HIGGINBOTTOM
G, Jr., 6-0, 193
Chicago, Ill.




5 TYLER WAHL
F, Jr., 6-9, 221
Lakeville, Minn.




10 ISAAC LINDSEY
G, So., 6-4, 184
Mineral Point, Wis.



11 LORNE BOWMAN
G, Fr., 6-2, 210
Detroit, Mich.



13 JUSTIN TAPHORN
G, So., 6-5, 208
Pekin, Ill.




14 CARTER GILMORE
F, So., 6-7, 224
Hartland, Wis.



20 BEN CARLSON
F, So., 6-9, 226
Woodbury, Minn.




21 CHRIS HODGES
F, Fr., 6-9, 239
Schaumburg, Ill.



22 STEVEN CROWL
F, So., 7-0, 234
Eagan, Minn.




23 CHUCKY HEPBURN
G, Fr., 6-2, 211
Omaha, Neb.




32 MATTHEW MORS
F, Fr., 6-7, 241
Yankton, S.D.



33 CHRIS VOGT
C, Sr., 7-0, 257
Mayfield, Ky.



34 BRAD DAVISON
G, Sr., 6-4, 200
Maple Grove, Minn.



35 MARKUS ILMER
F, Fr., 6-8, 219
Tallinn, Estonia



GREG GARD
Head Coach
7th season at UW



JOE KRABBRHOFT
Assistant Coach
6th season at UW



DEAN OLIVER
Assistant Coach
5th season at UW



SHARIF CHAMBLISS
Assistant Coach
1st season at UW



MARC VANDEWETTERING
Dir. Basketball Operations
9th season at UW



KYLE BLACKBURN
Dir. Recruiting & Scouting
6th season at UW



JIM SNIDER
Strength & Conditioning
11th season at UW



AJ VAN HANDEL
Video Coordinator
11th season at UW

WISCONSIN BADGERS	POS	HT	WT	YR/ELIG	HOMETOWN (HS/LAST SCHOOL)	PRONUNCIATION
0 Jahcobi Neath	G	6-4	196	Jr./Jr.	Toronto, Ontario (Wake Forest)	Juh-KOBE KNEE-th
1 Johnny Davis	G	6-5	194	So./So.	La Crosse, Wis. (Central)	
2 Jordan Davis	G	6-4	198	So./So.	La Crosse, Wis. (Central)	
4 Carter Higginbottom	G	6-0	193	Sr./Jr.	Chicago, Ill. (St. Ignatius)	
5 Tyler Wahl	F	6-9	221	Jr./Jr.	Lakeville, Minn. (North)	WALL
10 Isaac Lindsey	G	6-4	184	So./So.	Mineral Point, Wis. (Mineral Point)	LIN-zee
11 Lorne Bowman II	G	6-2	210	So./Fr.	Detroit, Mich. (St. Mary's)	BOW-men
13 Justin Taphorn	G	6-5	208	So./So.	Pekin, Ill. (Pekin)	
14 Carter Gilmore	F	6-7	224	So./So.	Hartland, Wis. (Arrowhead)	
20 Ben Carlson	F	6-9	226	So./So.	Woodbury, Minn. (East Ridge)	
21 Chris Hodges	F	6-9	239	Fr./Fr.	Schaumburg, Ill. (Schaumburg)	
22 Steven Crowl	F	7-0	234	So./So.	Eagan, Minn. (Eastview)	(rhymes with growl)
23 Chucky Hepburn	G	6-2	211	Fr./Fr.	Omaha, Neb. (Bellevue West)	
32 Matthew Mors	F	6-7	241	Fr./Fr.	Yankton, S.D. (Yankton)	MORE-s
33 Chris Vogt	C	7-0	257	Gr./5th	Mayfield, Ky. (Cincinnati)	VOTE
34 Brad Davison	G	6-4	200	Gr./5th	Maple Grove, Minn. (Maple Grove)	DAVIS-on
35 Markus Ilver	F	6-8	219	Fr./Fr.	Tallinn, Estonia (Western Reserve Acad.)	ILL-ver

CHARTING THE BADGERS

CAREER GAMES PLAYED

	Games	Starts	Cons. Starts
Brad Davison	129	125	125
Tyler Wahl	63	22	19
Johnny Davis	32	1	1
Carter Higginbottom	18	0	0
Jordan Davis	14	0	0
Steven Crowl	13	1	1
Carter Gilmore	10	0	0
Ben Carlson	8	0	0
Justin Taphorn	7	0	0
Lorne Bowman	1	0	0
Chucky Hepburn	1	1	1
Markus Ilver	1	0	0
Isaac Lindsey	1	0	0
Jahcobi Neath	1	0	0
Chris Vogt	1	0	0

DOUBLE-DIGIT POINTS

	Career	'21-22	Cons.
Brad Davison	68 (48-20)	0 (0-0)	0
Johnny Davis	10 (6-4)	1 (1-0)	2
Tyler Wahl	5 (4-1)	0 (0-0)	0
Ben Carlson	1 (1-0)	0 (0-0)	0
Steven Crowl	1 (1-0)	1 (1-0)	1
Chucky Hepburn	1 (1-0)	1 (1-0)	1

20-POINT SCORING GAMES

	Career	'21-22	Cons.
Brad Davison	10 (7-3)	0 (0-0)	0

30-POINT SCORING GAMES

	Career	'21-22	Cons.
Brad Davison	2 (1-1)	0	0

DOUBLE-DIGIT REBOUNDS

	Career	'21-22	Cons.
Tyler Wahl	3 (1-2)	0 (0-0)	0
Brad Davison	1 (1-0)	0	0

DOUBLE-DIGIT ASSISTS

	Career	'21-22	Cons.
None Active	--	--	--

DOUBLE-DOUBLES

	Career	'21-22	Cons.
Tyler Wahl	2 (1-1)	2 (1-1)	0

FOR STARTERS

With an 81-58 win over St. Francis Brooklyn on Tuesday night, Wisconsin won its home opener for the 6th consecutive season and the 23rd time in the last 24 years.

- The Badgers won their 22nd-straight non-conference home game dating back to the 2017-18 season.
- Wisconsin improved to 6-0 in home openers under **Greg Gard**.
- Under Gard, UW has started the season 2-0 or better three of the last four seasons.
- Wisconsin is 51-25 (.671) in non-conference games under head coach Greg Gard.
 - Last 4 seasons: 22-8 (.733) in non-con. play
- The Badgers' best start to a season under Gard was when they began 5-0 in 2018-19.

GARD AMONG THE BEST

In his 7th season as head coach, **Greg Gard** has put together one of the most successful careers in Wisconsin history and is quickly placing himself among the greatest Big Ten coaches of the last 40 years.

- Gard has guided the Badgers to a record of 120-70 (.632), owning the 5th-best win total and 3rd-highest win percentage in UW annals.

Best Win Pct, Wisconsin Coaches (min. 50 wins)

Coach (School, Years)	Record	Pct.
1. Bo Ryan (2002-15)	364-130	.737
2. Walter Meanwell (1912-17, '21-34)	246-99	.712
3. Greg Gard (2016-present)	120-70	.632
4. Dick Bennett (1996-2000)	94-68	.580
5. Bud Foster (1935-59)	265-267	.498

- Gard became the 2nd-fastest (157 games) Wisconsin coach to 100 wins in the NCAA tournament era. Only Bo Ryan reached 100 faster (138 games).
- With a conference record of 69-45, Gard's .605 conference win percentage ranks 8th among Big Ten coaches of the last 40 years (since 1980).

Best Win Pct, B1G Coaches w/ 50+ Wins (since 1980)

Coach (School, Years)	Record	Pct.
1. Bo Ryan, WIS (2002-15)	172-68	.717
2. Bob Knight, IND (1972-2000)	353-151	.700
3. Tom Izzo, MSU (1995-)	311-143	.685
4. Thad Matta, OSU (2005-17)	150-78	.658
5. Mark Turgeon, MD (2015-)	90-50	.643
6. Matt Painter, PUR (2005-)	180-109	.623
7. Gene Keady, PUR (1981-05)	265-169	.611
8. Greg Gard, WIS (2016-)	69-45	.605

(thru 2020-21 season)

- Among Wisconsin coaches, Gard ranks 4th in Big Ten wins (69) and 3rd in Big Ten win pct., trailing only Hall of Famers Bo Ryan (.717) Walter Meanwell (.660).

LAST TIME OUT

WISCONSIN 81, ST. FRANCIS 58

Nov. 9 | Kohl Center | Madison, Wis.

- Wisconsin used a 15-0 scoring run midway through the first half of its season opener to

blow the game open and cruise to an 81-58 win on Tuesday.

- UW had 13 fast break points, its most since 17 vs. Rutgers on Jan. 15, 2021. UW had 13 or more fast break points just 5 times last season.
- Wisconsin out-rebounded SFC, 48-31, and racked up 15 offensive rebounds.
- UW shot 45.5% from 3-pt range (10-for-22).
- Sophomore G **Johnny Davis** started his first game in a Badger uniform and posted 15 points, 3 rebounds and a career-high 5 assists with zero turnovers.
- Sophomore F **Steven Crowl** made his first career start, setting career highs with 11 points and 8 rebounds.
- Freshman PG **Chucky Hepburn** became the first true freshman to start in a season opener for UW since Devin Harris in the 2001-02 opener, scoring 15 points in the win.
- Off the bench, freshman **Lorne Bowman** made his UW debut and tallied 9pts (3-4 3FGs), while senior **Chris Vogt** led the team with 9reb in his first Badger appearance.

DAVISON LEAVING HIS MARK

Senior **Brad Davison** is leaving his mark on UW's record book during his time in Madison.

- Scoring 8 points in the season opener, Davison passed Sam Dekker (2013-15) to climb to 19th on UW's all-time scoring list

POINTS

15.	1,425	Devin Harris	2002-04
16.	1,408	Clarence Sherrod	1969-71
17.	1,405	Cory Blackwell	1982-84
18.	1,376	Jon Leuer	2008-11
19.	1,371	Brad Davison	2017-present
20.	1,363	Sam Dekker	2013-15

- Davison also ranks in UW's career annals for:
 - 4th - 3-Pt Field Goal Att. (615)
 - 5th - 3-Pt Field Goals (224)
 - 5th - Free Throw % (.830, 297-358)
 - 4th - Games Started (125)
 - 8th - Minutes Played (4,035)
 - 10th - Career Steals (134)

NEW FACES, NEW PLACES

Wisconsin has plenty of new faces, plus familiar ones in new places, that are making their mark:

- Freshman **Chucky Hepburn** became the first true freshman to start in a season opener for Wisconsin since Devin Harris in 2001-02.
 - He also became just the 5th UW freshman to score in double figures (13 points) in the season opener since 2000.
- Sophomore **Johnny Davis** made his first-career start Tuesday, tallying 15 pts, 3 reb, 2 stl, and a career-high 5 assists (0 turnovers).
- Sophomore **Steven Crowl** had a near double-double (11 pts, 8 reb) in his first career start.
- In total, six Badgers made their UW debuts in UW's opener on Tuesday: **Lorne Bowman II** (8pts), **Chucky Hepburn**, **Markus Ilver**, **Isaac Lindsey**, **Jahcobi Neath**, and **Chris Vogt**.

SITUATIONAL RECORDS

	2021-22	Under Gard
Ahead at the half	1-0	97-14
Behind at the half	0-0	19-51
Tied at the half	0-0	3-5
FG% of .450 or more	0-0	67-12
FG% less than .450	1-0	52-58
Better FG% than opp.	1-0	100-13
Worse FG% than opp.	0-0	20-55
Same FG% as opp.	0-0	0-2
Opp. FG% less than 45%	1-0	95-26
3FG% of 40% or more	1-0	58-8
3FG% less than 40%	0-0	61-61
Try more than 20 3FGs	1-0	66-41
Try 20 or fewer 3FGs	0-0	53-28
Make at least 70% FT	1-0	73-29
Try at least 20 FTs	0-0	51-14
Try fewer than 20 FTs	1-0	66-55
Out-rebound opponent	1-0	74-20
Tied or out-rebounded	0-0	45-50
Same or fewer TOs than opp.	1-0	89-40
More TOs than opp.	0-0	30-30
Commit fewer than 12 TOs	0-0	88-41
Commit 12 or more TOs	1-0	31-28
Score fewer than 50 pts.	0-0	1-2
Score 50-59 points	0-0	6-30
Score 60-69 points	0-0	38-25
Score 70-79 points	0-0	41-10
Score 80-89 points	1-0	26-3
Score 90 or more pts.	0-0	7-0
Allow fewer than 50 pts.	0-0	19-1
Allow 50-59 pts.	1-0	39-6
Allow 60-69 pts.	0-0	45-25
Allow 70-79 pts.	0-0	14-26
Allow 80-89 pts.	0-0	2-11
Allow 90 or more pts.	0-0	0-1
Overtime	0-0	7-5
vs. AP Top 25 opponents	0-0	21-35
vs. AP Top 25 opp. at home	0-0	11-9
Home games	1-0	73-20
Road games	0-0	32-34
Neutral site games	0-0	15-16
Day games	0-0	39-23
Night games	1-0	80-47

GAMES DECIDED BY

3 points or less	0-0	13-10
4-5 points	0-0	15-15
6-10 points	0-0	26-19
11-19 points	0-0	35-21
20 or more points	1-0	31-3

TELEVISED GAMES

CBS	0-0	10-10
CBS Sports Network	0-0	0-1
FOX	0-0	2-5
FS1	0-0	11-11
ESPN	0-0	13-12
ESPN2	0-0	10-11
ESPNU	0-0	1-2
ESPN+	0-0	3-1
Big Ten Network	0-0	61-14
B1G Plus	1-0	3-0
TBS	0-0	0-3
TNT	0-0	2-0

SERIES VS. GREEN BAY

Wisconsin and Green Bay renew a rivalry on Friday that has been played every year except one dating back to 1999. The schools meet for the 27th time, with the Badgers owning a 25-1 record against Green Bay (22-0 in Madison).

- **Greg Gard's** first game as head coach was against Green Bay, an 84-79 win on Dec. 23, 2015. Gard is 5-0 all-time against Green Bay.
- Wisconsin has won each of the last 10 games against Green Bay by an average of 17.8 points per contest.
- Green Bay head coach Will Ryan is the son of UW Hall of Fame coach Bo Ryan. Among the credentials for the elder Ryan:
 - The winningest coach in UW history with a record of 364-130 (.737) in 14-plus seasons
 - Led UW to 4 Big Ten regular season championships and 3 Big Ten Tournament titles
 - Received 4 Big Ten Coach of the Year honors
 - Guided UW to 14 consecutive NCAA tournament appearances, 7 Sweet 16s, 3 Elite Eights, 2 Final Fours and the 2015 national championship game
 - Inducted into the National Collegiate Basketball Hall of Fame in 2017
- Greg Gard and Will Ryan worked together on the UW staff from 2002-07, with Gard serving as assistant coach and Will Ryan holding the positions of video coordinator and director of basketball operations.

- Green Bay assistant coach Freddie Owens appeared in 111 games (61 starts) at Wisconsin, scoring 796 career points. Owens helped the Badgers win the 2002 and 2003 Big Ten regular-season and 2004 Big Ten Tournament championships.

- Green Bay assistant coach Brandon Pritzl is the older brother of former Badger Brevin Pritzl (2016-20). Brevin Pritzl, who appeared in 122 games for Wisconsin, is currently playing professional basketball in Serbia. Green Bay director of operations Sam Vander Plas was a student manager for UW women's basketball, graduating in 2018.

- UW is 8-3 against in-state opponents under Greg Gard and has gone 47-12 (.797) in such games dating back to 2000.

- A total of 9 current Badgers have seen action against Green Bay, led by **Brad Davison**, who is averaging 14.3 ppg in 3 appearances vs. the Phoenix. He has scored in double figures in all 3 meetings, posting 18 points in 2017, 15 in 2019 and 10 in 2020.

PLAYER	GM	PTS	REB	AST	MPG
Davison	3	14.3	4.3	1.7	25.0
Wahl	2	8.0	9.0	3.5	17.5
Davis, Joh.	1	2.0	5.0	1.0	19.0
Davis, Jor.	1	3.0	0.0	0.0	2.0
Gilmore	1	2.0	0.0	0.0	4.0
Carlson	1	4.0	1.0	1.0	16.0
Crowl	1	2.0	0.0	0.0	7.0
Higginbottom	1	0.0	0.0	1.0	2.0
Taphorn	1	0.0	0.0	0.0	2.0

HISTORY VS. GREEN BAY

- Overall: WIS leads, 25-1
- In Madison: WIS leads, 22-0
- Gard vs. GB: 5-0
- Active Streak: UW won last 10

ALL-TIME MEETINGS (UW leads 25-1)

Date	Result	Score	Location
12/6/80	W	68-66	Madison
12/5/81	W	77-65	Madison
12/5/92	W	70-65	Madison
12/8/93	W	64-50	Madison
11/30/94	W	61-57	Madison
12/8/99	W	55-34	Madison
12/6/00	W	61-53	Green Bay
12/1/01	W	70-57	Madison
11/30/02	W	69-52	Green Bay
12/10/03	W	73-57	Madison
12/7/04	W	65-55	Madison
12/7/05	W	82-62	Madison
11/15/06	W	79-62	Madison
12/15/07	W	70-52	Madison
12/13/08	W	77-57	Madison
12/9/09	L	84-88 (ot)	Green Bay
12/13/10	W	70-56	Madison
12/7/11	W	70-42	Madison
12/12/12	W	65-54	Madison
11/16/13	W	69-66	Green Bay
11/19/14	W	84-60	Madison
12/23/15	W	84-79	Madison
12/14/16	W	73-59	Madison
12/23/17	W	81-60	Madison
11/21/19	W	88-70	Madison
12/1/20	W	82-42	Madison

LAST MEETING: UW 82, GB 42

DEC. 1, 2020 | KOHL CENTER

MADISON, WIS. — Wisconsin held Green Bay scoreless for a span of over 8:00 minutes early in the game, surging to an 18-3 lead and never looking back in an 82-42 win.

- The 40-point margin of victory was the largest in the series between UW and GB.
- Wisconsin limited Green Bay to 28.1% shooting on the night, including 15.4% in the first half. UW shot 55.7% from the field and 9-for-20 from 3-point range.
- Wisconsin out-rebounded Green Bay, 45-25, and out-scored the Phoenix, 42-22, in the paint.
- **Tyler Wahl** notched his first-career double-double 11 points and 15 rebounds. He also tallied 4 assists, 2 blocks and 2 steals.
- A total of 5 Badgers scored in double figures including Micah Potter finished with 14 points and 8 rebounds. Nate Reuvers and Aleem Ford each scored 13 points and **Brad Davison** added 10 points.
- Josh Jefferson was the only Phoenix player in double digits, scoring 12 points.



THE GARD FILE

■ Career Record (7th Season): 120-70 (.632)

- Record at Wisconsin (7th Season): 120-70 (.632)
- Big Ten Record (7th Season): 69-45 (.605)
- NCAA Tournament Appearances/Record: 4 / 5-4 (.556)
- Hometown: Cobb, Wis.
- Alma Mater: UW-Platteville, 1995 (Physical & Health Ed)
Master's Degree: UW-Platteville, 2007 (Counselor Ed)
- Family: Wife Michelle
Daughters, Mackenzie and Peyton; Son, Isaac

COACHING EXPERIENCE

Position	School	Years
Assistant Coach	Southwestern (Wis.) HS	1990-93
Assistant Coach	Platteville (Wis.) HS	1993-94
Assistant Coach	UW-Platteville	1993-99
Assistant Coach	UW-Milwaukee	1999-01
Assoc. Head Coach	Wisconsin	2001-15
Head Coach	Wisconsin	2015-Present

CAREER HIGHLIGHTS

Date	Highlight
Dec. 15, 2015	Assumed role of interim head coach upon the retirement of Bo Ryan
Dec. 23, 2015	First career win, 84-79, vs. Green Bay
Jan. 2, 2016	First Big Ten win, 79-57, vs. Rutgers
Jan. 17, 2016	First ranked win, 77-76, vs. #4 MSU
Jan. 26, 2016	UW claimed 82-79 overtime win over eventual Big Ten champion #19 Indiana
Feb. 13, 2016	First road win over ranked team, 70-57, at #2 Maryland
March 7, 2016	Officially named Wisconsin head coach
March 18, 2016	First NCAA tournament win, 47-43, against 10th-seeded Pittsburgh
April 4, 2016	Jim Phelan National Coach of the Year
March 18, 2017	Led UW to its fourth-ever win over No. 1 team in the nation with a 65-62 victory over top-seeded Villanova in NCAA tournament second round
Feb. 15, 2018	UW tallied sixth top-10 win in three seasons under Gard (#6 Purdue, 57-53)
Jan. 19, 2019	UW earned fourth win vs. top-5 team under Gard (#2 Michigan, 64-54)
Jan. 3, 2020	UW won at #5 Ohio State, 61-47

Greg Gard, a coaching veteran of 30-plus years, enters his seventh season leading the Wisconsin men's basketball program in 2021-22 after proving himself as one of the best head coaches in the Big Ten. Gard earned 2020 Big Ten Coach of the Year honors after leading the Badgers to the regular season conference championship in 2019-20.

Wisconsin's incredible postseason success hasn't wavered on Gard's watch either, participating in the NCAA tournament in five of his first six seasons (Big Ten automatic qualifier status in canceled 2020 Big Dance, due to COVID pandemic). Most recently in 2020-21, Gard led the Badgers to an NCAA tournament first-round win over North Carolina, advancing UW to the second round of the NCAA tournament for the fifth time in its last six trips to The Big Dance.

Gard's postseason ledger includes a pair of Sweet 16 appearances in each of his first two seasons at the helm. In fact, Gard is just the third coach in the last 20 years to pilot his team to the Sweet 16 in each of his first two seasons, joining UCLA's Steve Lavin (1996-97) and Gonzaga's Mark Few (2000-01).

In his first six seasons as head coach, Gard posted a record of 119-70, the second-fastest (157 games) Wisconsin coach to 100 overall wins in the NCAA tournament era. He also guided UW to a conference record of 69-45. His .605 conference win percentage ranked eighth among Big Ten coaches the last 40 years.

After initially taking over on an interim basis midway through the 2015-16 season, Gard would go on to win the Jim Phelan National Coach of the Year Award that season and was officially named head coach of the Badgers on March 7, 2016. Through six seasons, Gard has already risen to fifth on the school's all-time wins list and owns the third-best win percentage in Wisconsin program history.

The 2020-21 season brought unprecedented challenges due to the global COVID-19 pandemic, but the leadership of Gard and his staff helped navigate the Badgers to an NCAA tournament appearance. The Badgers finished the season 18-13 overall (10-10 Big Ten), highlighted with an 85-62 win over North Carolina in the first round of the NCAA tournament.

Gard's leadership during the 2019-20 season might have been his best. After opening 5-5 overall and 5-5 in the Big Ten, Wisconsin won nine of its last 10 games, including its final eight games of the season

to win a share of the 2020 conference championship and claim the No. 1 seed for the later canceled Big Ten tournament. During that run, UW knocked off No. 14 Michigan State, won at No. 19 Michigan and closed the season with a win at Indiana to clinch the title.

In his inaugural season as head coach, Gard led the Badgers to the 2016 NCAA Tournament Sweet 16, becoming just the second-ever first-year coach to win the Jim Phelan National Coach of the Year award. He followed that up by leading UW to the fifth-highest single-season win total in school history (27-10) and making a second-consecutive visit to the Sweet 16.

Gard's Badgers would follow that up with another 12-6 conference campaign in 2017, finishing second in both the regular season and the Big Ten tourney. UW capped off its 27-win season with a signature win in the NCAA tournament, knocking off the nation's No. 1 team Villanova, 65-62, to advance to the Sweet 16.

In 2018-19, Gard piloted the Badgers back to the Big Dance, posting a 23-11 overall record. Wisconsin also boasted a mark of 14-6 in Big Ten play, winning 14 conference games for just the 3rd time in school history, joining 16-win seasons in 2008 and 2015.

During his tenure as head coach, Gard has helped a pair of players reach first-team All-Big Ten status: Nigel Hayes in 2016 and third-team All-American Ethan Happ received the distinction in both 2017, 2018 and 2019.

Gard served as an assistant at Wisconsin for 14-plus seasons, including the final seven as the associate head coach. Gard served as the Badgers' recruiting coordinator in addition to constructing future game schedules. He was also the director of the Badger Boys Basketball Summer Camps.

Gard helped guide the Badgers to back-to-back Final Fours in 2014 and 2015, and in 2015 UW reached its first national championship game since 1941.

In fact, Gard has been on the bench for each of the top 13 winningest seasons at Wisconsin.

Prior to coming to Wisconsin in 2001, Gard spent the previous two seasons as Ryan's assistant at UW-Milwaukee. Previously, Gard served as an assistant coach to Ryan at UW-Platteville from 1993-99. During Gard's years on the Pioneer staff, UW-Platteville compiled a 161-13 (.925) record and won three NCAA Division III titles, five straight Wisconsin Intercollegiate Athletic Conference (WIAC) championships and appeared in six consecutive NCAA tournaments.

GARD YEAR-BY-YEAR

Year	School	Record	Pct.	Conf.	Record	Place	Postseason
2015-16	Wisconsin	15-8	.652	Big Ten	12-6	T-3rd	NCAA Sweet 16
2016-17	Wisconsin	27-10	.730	Big Ten	12-6	T-2nd	NCAA Sweet 16
2017-18	Wisconsin	15-18	.455	Big Ten	7-11	9th	--
2018-19	Wisconsin	23-11	.676	Big Ten	14-6	4th	NCAA First Round
2019-20	Wisconsin	21-10	.677	Big Ten	14-6	T-1st	Postseason canceled
2020-21	Wisconsin	18-12	.600	Big Ten	10-10	--	NCAA Second Round
2021-22	Wisconsin	1-0	1.000	Big Ten	0-0	--	
Totals (7 seasons)		120-70	(.632)		69-45	(.605)	4 NCAA appearances

GARD vs. DIVISION I TEAMS

Team	Home	Away	Neut.	Total	Team	Home	Away	Neut.	Total
Arkansas-Pine Bluff	1-0	0-0	0-0	1-0	North Carolina State	1-0	0-1	0-0	1-1
Baylor	0-0	0-0	0-2	0-2	Northwestern	3-2	3-1	1-0	6-3
Central Arkansas	1-0	0-0	0-0	1-0	Notre Dame	0-0	0-0	0-1	0-1
Chicago State	2-0	0-0	0-0	2-0	Ohio State	3-2	2-1	0-0	5-3
Coppin State	1-0	0-0	0-0	1-0	Oklahoma	1-0	0-0	1-0	2-0
Creighton	0-0	0-1	0-0	0-1	Oregon	0-0	0-0	0-1	0-1
Eastern Illinois	2-0	0-0	0-0	2-0	Penn State	3-0	4-1	1-0	8-1
Florida	0-0	0-0	0-1	0-1	Pittsburgh	0-0	0-0	1-0	1-0
Florida A&M	1-0	0-0	0-0	1-0	Prairie View A&M	1-0	0-0	0-0	1-0
Georgetown	0-0	0-0	1-0	1-0	Purdue	2-2	0-5	0-0	2-7
Grambling State	1-0	0-0	0-0	1-0	Rhode Island	1-0	0-0	0-0	1-0
Green Bay	5-0	0-0	0-0	5-0	Rider	1-0	0-0	0-0	1-0
Houston Baptist	1-0	0-0	0-0	1-0	Richmond	0-0	0-0	0-1	0-1
Idaho State	1-0	0-0	0-0	1-0	Rutgers	4-0	1-2	1-0	6-2
Illinois	3-2	4-1	0-0	7-3	St. Francis Brooklyn	1-0	0-0	0-0	1-0
Indiana	5-0	2-2	1-0	8-2	Saint Mary's	0-0	0-0	0-1	0-1
Iowa	1-2	2-3	0-1	3-6	Savannah State	1-0	0-0	0-0	1-0
Louisville	1-0	0-0	0-0	1-0	South Carolina State	1-0	0-0	0-0	1-0
Loyola	1-0	0-0	0-0	1-0	Stanford	0-0	0-0	1-0	1-0
Marquette	1-1	1-2	0-0	2-3	Syracuse	1-0	0-0	0-0	1-0
Maryland	3-2	2-2	1-0	6-4	Temple	0-0	0-1	0-0	0-1
UMass Lowell	1-0	0-0	0-0	1-0	Tennessee	0-0	1-0	1-0	2-0
McNeese State	1-0	0-0	0-0	1-0	UCLA	0-0	0-0	0-1	0-1
Michigan	3-2	1-3	0-1	4-6	Villanova	0-0	0-0	1-0	1-0
Michigan State	2-2	1-4	0-2	3-8	Virginia	0-0	0-1	0-1	0-2
Milwaukee	2-0	0-0	0-0	2-0	Virginia Tech	0-0	0-0	1-0	1-0
Minnesota	4-1	3-1	0-0	7-2	Western Kentucky	1-0	0-1	0-0	1-1
Nebraska	3-1	4-1	1-1	8-3	Xavier	0-1	1-0	1-0	2-1
New Mexico	0-0	0-0	0-1	0-1	Yale	1-0	0-0	0-0	1-0
North Carolina	0-0	0-0	1-1	1-1					
Total						73-20	32-34	15-16	120-70

WISCONSIN BASKETBALL RECORD BOOK WATCH

SCHOOL RECORDS – CAREER

POINTS		
12.	1,458	Frank Kaminsky 2012-15
13.	1,454	Kirk Penney 2000-03
14.	1,430	D'Mitrik Trice 2016-2021
15.	1,425	Devin Harris 2002-04
16.	1,408	Clarence Sherrod 1969-71
17.	1,405	Cory Blackwell 1982-84
18.	1,376	Jon Leuer 2008-11
19.	1,371	Brad Davison 2017-present
20.	1,363	Sam Dekker 2013-15
21.	1,339	Trevon Hughes 2007-10
22.	1,294	Sean Mason 1994-99
23.	1,264	Tracy Webster 1992-94
24.	1,251	Wes Matthews 1978-80
25.	1,223	Kammron Taylor 2004-07
26.	1,215	Joe Franklin 1966-68
27.	1,200	Dale Koehler 1973-76
28.	1,180	Dick Cable 1952-55
29.	1,171	Joe Chernelich 1977-80
30.	1,170	Jason Bohannon 2007-10
31.	1,169	Don Rehfeldt 1945-50
32.	1,165	Leon Howard 1971-73
33.	1,156	Scott Roth 1982-85
34.	1,148	Ben Brust 2011-14
35.	1,147	James Johnson 1967-69
36.	1,115	Brian Butch 2005-08
37.	1,114	Marcus Landry 2006-09
38.	1,084	Ken Siebel 1961-63
39.	1,078	Nate Reuvers 2017-2021
40.	1,077	Tim Locum 1988-91
41.	1,075	Josh Gasser 2011-15
42.	1,066	Larry Petty 1978-81
	1,066	Mark Vershaw 1998-01

3-POINT FIELD GOALS		
1.	270	Bronson Koenig 2014-17
2.	244	D'Mitrik Trice 2016-2021
3.	235	Ben Brust 2011-14
4.	227	Tim Locum 1988-91
5.	224	Brad Davison 2017-present
6.	217	Kirk Penney 2000-03
7.	213	Michael Finley 1992-95
8.	212	Jason Bohannon 2007-10
9.	193	Trent Jackson 1986-89
10.	187	Devin Harris 2002-04
11.	180	Jordan Taylor 2009-12
12.	175	Trévon Hughes 2007-10
13.	167	Tracy Webster 1992-94
14.	166	Sean Mason 1995-99
15.	163	Kammron Taylor 2004-07
16.	162	Andy Kilbride 1992-95
17.	157	Josh Gasser 2011-15
18.	155	Aleem Ford 2017-2021
19.	142	Sam Dekker 2013-15

3-POINT FIELD GOAL ATTEMPTS		
1.	695	Bronson Koenig 2014-17
2.	641	D'Mitrik Trice 2016-2021
3.	631	Michael Finley 1992-95
4.	615	Brad Davison 2017-present
5.	606	Ben Brust 2011-14
6.	561	Kirk Penney 2000-03

STEALS		
8.	164	Devin Harris 2002-04
9.	151	Trent Jackson 1986-89
10.	134	Brad Davison 2017-present
11.	133	Hennssy Auriantal 1996-99
	133	Nigel Hayes 2014-17
13.	131	Claude Gregory 1978-81

FREE THROW PCT. (MIN. 175 FTAS)		
1.	.870	Rick Olson (260-299) 1983-86
2.	.856	Tim Locum (166-194) 1988-91
3.	.848	Jason Bohannon (228-269) 2007-10
4.	.837	Josh Gasser (292-349) 2011-15
5.	.830	Brad Davison (297-358) 2017-present
6.	.817	Wes Matthews (273-334) 1978-80
7.	.814	Bronson Koenig (193-237) 2014-17

GAMES STARTED		
1.	144	Josh Gasser 2011-15
2.	139	Ethan Happ 2016-19
3.	126	Alando Tucker 2003-07
4.	125	Brad Davison 2017-present
5.	116	Mike Kelley 1998-01
6.	112	Rick Olson 1983-86
	112	Michael Finley 1992-95
	112	Nigel Hayes 2014-17
9.	109	Andy Kowske 1998-01
	109	Danny Jones 1987-90
11.	108	Joe Chernelich 1977-80
	108	D'Mitrik Trice 2016-2021
13.	100	Trévon Hughes 2007-10

GAMES PLAYED		
1.	150	Nigel Hayes 2014-17
2.	148	Josh Gasser 2011-15
		Bronson Koenig 2014-17
4.	144	Frank Kaminsky 2012-15
5.	143	D'Mitrik Trice 2018-21
6.	139	Ethan Happ 2016-19
8.	136	Joe Krabbenhoft 2006-09
		Jordan Taylor 2009-12
10.	135	Jason Bohannon 2007-10
		Khalil Iverson 2016-19
--	129	Brad Davison 2017-present

MINUTES PLAYED		
3.	4,297	Alando Tucker 2003-07
4.	4,125	D'Mitrik Trice 2016-2021
5.	4,115	Ethan Happ 2016-19
6.	4,075	Bronson Koenig 2014-17
8.	4,035	Brad Davison 2017-present
8.	4,023	Mike Wilkinson 2002-05
9.	3,962	Rick Olson 1983-86
10.	3,950	Jordan Taylor 2009-12
11.	3,945	Michael Finley 1992-95
12.	3,759	Jason Bohannon 2007-10

COACHING WINS, OVERALL		
1.	364-130 (.737)	Bo Ryan (2002-15)
2.	265-267 (.498)	Harold Foster (1935-59)
3.	246-99 (.712)	Walter Meanwell (1912-17, '21-34)
4.	128-165 (.437)	Steve Yoder (1983-92)
5.	120-70 (.632)	Greg Gard (2016-present)
6.	100-114 (.467)	John Erickson (1960-68)
7.	94-68 (.580)	Dick Bennett (1996-00)

COACHING WINS, BIG TEN		
1.	172-68 (.717)	Bo Ryan (2002-15)
2.	158-80 (.660)	Walter Meanwell (1912-17, '21-34)
3.	143-182 (.440)	Harold Foster (1935-59)
4.	69-45 (.605)	Greg Gard (2016-present)
5.	52-74 (.413)	John Erickson (1960-68)

SCHOOL RECORDS – SEASON

ASSIST-TO-TURNOVER RATIO - TEAM		
1.	1.71	2010-11
2.	1.70	2014-15
3.	1.52	2013-14
4.	1.48	2020-21
5.	1.43	2009-10
6.	1.36	2012-13

FREE THROW PERCENTAGE - TEAM		
1.	.818 (436-533)	2010-11
2.	.768 (364-474)	2020-21
3.	.764 (353-462)	2019-20
4.	.763 (584-765)	2014-15
5.	.758 (413-545)	1983-84
6.	.746 (642-861)	2013-14

SCHOOL RECORDS – SINGLE GAME

3-POINT FIELD GOALS		
1.	8	Bronson Koenig vs. Va. Tech 3/16/17
	8	Brad Davison at Nebraska 2/15/20
3.	7	15 times; Most recent: D'Mitrik Trice vs. Oklahoma 11/22/18

BIG TEN RECORDS – CAREER

COACHING WINS, BIG TEN		
31.	86-68 (.558)	O.B. Cowles, MINN 1948-59
32.	83-89 (.483)	Jim Dutcher, MINN 1975-86
33.	81-48 (.628)	Mark Turgeon, MD 2011-19
34.	72-41 (.637)	Bucky O'Connor, IOWA 1952-58
35.	70-150 (.318)	Bill Carmody, NU 2000-13
36.	69-45 (.605)	Greg Gard, WIS 2016-present
	69-90 (.434)	Rollie Williams, IOWA 1930-43, '51
	69-85 (.448)	Forrest Anderson, MSU 1954-65
38.	67-59 (.532)	John Kundla, MINN 1959-68

2021-22 PRESEASON QUICK FACTS

QUICK FACTS

School	University of Wisconsin
Location	Madison, Wis.
Population	263,332
Founded	1848
Enrollment	45,537
Nickname	Badgers
School Colors	Cardinal and White
Affiliation	NCAA Division I
Conference	Big Ten
Chancellor	Rebecca Blank
Director of Athletics	Chris McIntosh
Athletic Dept. Phone	608-262-1866
Ticket Office Phone	608-262-1440
Website	UWBadgers.com
Twitter	@BadgerMBB
Instagram	badgermbb
Facebook	/WisconsinMensBasketball

BASKETBALL STAFF

Head Coach	Greg Gard
Alma Mater, Year	UW-Platteville, 1995
Seasons	7th at UW/7th overall
Overall Record	120-70 (.632)
Record at Wisconsin	120-70 (.632)
Big Ten Record	69-45 (.605)
NCAA Tournament Record	5-4 (.556)

Assistant Coach	Joe Krabbenhoft (5th year at UW)
Assistant Coach	Dean Oliver (4th year at UW)
Assistant Coach	Sharif Chambliss (1st year at UW)

KOHL CENTER

Opened	Jan. 17, 1998
Seasons	24th
Capacity	17,287
Student Section	AreaRED
Overall record at Kohl Center	321-53 (.858)
Kohl Center record under Gard	73-20 (.785)

2020-21 IN REVIEW

Overall Record	18-13
Big Ten Record (finish)	10-10 (6th)
Postseason	NCAA Tournament (Second Round)

2021-22 TEAM INFORMATION

Starters Returning/Lost	2/3
Letterwinners Returning/Lost	9/7
Newcomers	8

RETURNING STARTERS

34 - Brad Davison (Gr.)	10.0 ppg, 3.5 rpg, 2.4 apg
5 - Tyler Wahl (Jr.)	5.2 ppg, 4.3 rpg, 1.4 apg

OTHER RETURNING LETTERMAN

20 - Ben Carlson (So.)	
22 - Steven Crowl (So.)	
1 - Johnny Davis (So.)	
2 - Jordan Davis (So.)	
4 - Carter Higginbottom (R-Jr.)	
13 - Justin Taphorn (So.)	

NEWCOMERS

11 - Lorne Bowman II (Fr.)	Four-star guard from Detroit, Mich.
23 - Chucky Hepburn (Fr.)	Four-star guard from Omaha, Neb.
21 - Chris Hodges (Fr.)	Four-star forward from Schaumburg, Ill.
35 - Markus Ilver (Fr.)	Three-star forward from Tallinn, Estonia
10 - Isaac Lindsey (So.)	Transfer from UNLV
32 - Matthew Mors (Fr.)	Four-star forward from Yankton, S.D.
0 - Jahcobi Neath (Jr.)	Transfer from Wake Forest
33 - Chris Vogt (Gr.)	Transfer from Cincinnati

TEAM HISTORY

First Year of Men's Basketball	1898
Years	122nd season
Overall record	1,654-1,232 (.573)
NCAA tournament record	39-24 (.619)
Big Ten tournament record	26-20 (.565)

BIG TEN CHAMPIONSHIPS (19)

Big Ten championships	1907, 1908, 1912, 1913, 1914, 1916, 1918 1921, 1923, 1924, 1929, 1935, 1941 1947, 2002, 2003, 2008, 2015, 2020
-----------------------	--

BIG TEN TOURNAMENT TITLES (3)

Big Ten championships	2004, 2008, 2015
-----------------------	------------------

NCAA TOURNAMENT HISTORY

Appearances (Last)	25 (2021)
Record	39-24 (.619)
NCAA championships	1941
Final Fours	4 (1941, 2000, 2014, 2015)
Eight Eights	6 (1941, 1947, 2000, 2005, 2014, 2015)
Sweet 16s	11 (1941, 2000, 2003, 2005, 2008 2011, 2012, 2014, 2015, 2016, 2017)



Junior | Guard | 6-4 | 196
Toronto, Ontario | Crestwood Prep (Wake Forest)



	SEASON	CAREER
GP/GS	1/0	51/9
10+ POINTS:	0	6
20+ POINTS:	0	0
3+ FGS MADE:	0	12
2+ ASSISTS:	0	27
2+ STEALS:	0	7
20+ MINUTES:	0	20
1,000 FT %:	1	11

Jahcobi Neath begins his first season with the Badgers after transferring from Wake Forest. The Toronto, Ontario native played the last two seasons for the Demon Deacons and had an immediate impact as a true freshman in 2019-20. Neath played in 30 games and started five, averaging 5.3 points and 2.2 assists per game his first season, shooting 42.2 percent from the floor, including 48 percent from 3-point range. Last season as a sophomore, Neath played in 20 games for Wake Forest and made four starts. He averaged 3.8 points and 1.7 assists in 15.8 minutes per game. Neath represented Canada at the U18 and U19 levels, playing internationally at the 2019 FIBA U19 World Cup. In high school, he played at Crestwood Prep in Toronto and led the Lions to the 2019 national championship, averaging 26 points, seven rebounds and four assists per game his senior season.

- Played a career-high 34 minutes in a matchup against Pittsburgh (3/10/20) where he scored 6 points, secured 4 rebounds, and added 6 assists.
- Posted back-to-back 16-point contests against Georgia Tech (2/19/20) and Duke (2/25/20).

POINTS: 4 vs. St. Francis Bkn (11/9/21)
FIELD GOALS: 1 vs. St. Francis Bkn (11/9/21)
FG ATTEMPTS: 5 vs. St. Francis Bkn (11/9/21)
3-POINT FGS: --
3-POINT FGAS: --
FREE THROWS: 2 vs. St. Francis Bkn (11/9/21)
FT ATTEMPTS: 2 vs. St. Francis Bkn (11/9/21)
REBOUNDS: 2 vs. St. Francis Bkn (11/9/21)
ASSISTS: --
BLOCKS: --
STEALS: --
MINUTES: 18 vs. St. Francis Bkn (11/9/21)

POINTS: 16 (2x) MR vs. Duke (2/25/20)*
FIELD GOALS: 5 (2x) MR vs. Longwood (11/27/20)*
FG ATTEMPTS: 10 (2x) MR at BC (2/10/21)*
3-POINT FGS: 2 (2x) MR at NC State (1/27/21)*
3-POINT FGAS: 5 at Virginia Tech (2/27/21)*
FREE THROWS: 9 vs. Duke (2/25/20)*
FT ATTEMPTS: 12 vs. Duke (2/25/20)*
REBOUNDS: 6 vs. Del. State (11/25/20)*
ASSISTS: 6 (3x) MR vs. Del. St (11/25/20)*
BLOCKS: 1 (3x) MR vs. Duke (2/17/21)*
STEALS: 3 vs. Catawba (12/31/20)*
MINUTES: 34 vs. Pittsburgh (3/10/20)
 *recorded at Wake Forest

				Total		3-Pointers		Free throws		Rebounds										
Opponent	Date	gs	min	fg-fga	pt	3fg-fga	pt	ft-fa	pt	off	def	tot	avg	pf	a	tio	bik	stl	pts	avg
ST. FRANCIS BROOKLYN	11/09/21		18	1-5	200	0-0	.000	2-2	1.000	2	0	2	2.0	0	0	1	0	0	4	4.0
Totals		0	18	1-5	200	0-0	.000	2-2	1.000	2	0	2	2.0	0	0	1	0	0	4	4.0

Games played: 1
Minutes/game: 18.0
Points/game: 4.0
FG Pct: 20.0
FT Pct: 100.0

Rebounds/game: 2.0
Turnovers/game: 1.0

Overall					3-Point					Rebounding									
Year	GP-GS	Min/Avg	FG-FGA	Pct	FG-FGA	Pct	FT-FTA	Pct	Off-Def	Tot	Avg	PF-FO	Ast	TO	Blk	Stl	Pts/Avg		
2019-20*	30-5	554/18.5	54-128	.422	12-25	.480	38-65	.585	7-49	56	1.9	49-0	67	53	1	15	158/5.3		
2020-21*	20-4	316/15.8	25-70	.357	6-27	.222	19-21	.905	4-31	35	1.8	28-0	33	35	2	9	75/3.8		
2021-22	1-0	18/18.0	1-5	.200	0-0	--	2-2	1.000	2-0	2	2.0	0-0	0	1	0	0	4/4.0		
Total	51-8	888/17.4	80-203	.394	18-52	.346	59-88	.670	13-80	93	1.8	77	100	89	3	24	237/4.6		
*at Wake Forest																			
Conference					3-Point					Rebounding									
Year	GP-GS	Min/Avg	FG-FGA	Pct	FG-FGA	Pct	FT-FTA	Pct	Off-Def	Tot	Avg	PF-FO	Ast	TO	Blk	Stl	Pts/Avg		
2019-20*	20-4	366/18.3	38-86	.442	10-18	.556	29-46	.630	6-30	36	1.8	36-0	42	31	0	8	115/5.8		
2020-21*	17-3	252/14.8	16-50	.320	6-26	.231	9-11	.818	3-21	24	1.4	20-0	25	30	2	4	47/2.8		
2021-22	--	--	--	--	--	--	--	--	--	--	--	--	--	--	--	--	--		
Total	37-7	618/16.7	54-136	.397	16-44	.364	38-57	.667	9-51	60	1.6	56	67	61	2	12	162/4.4		

1 |

JOHNNY DAVIS

Sophomore | Guard | 6-5 | 194

La Crosse, Wis. | La Crosse Central High School



Twitter: @JonathanCDavis1 | Instagram: @johnnydavis

INDIVIDUAL BENCHMARKS

	SEASON	CAREER
GP/GS	1/1	32/1
10+ POINTS:	1	10
20+ POINTS:	0	0
2+ 3-PTERS MADE:	1	2
3+ ASSISTS:	1	5
5+ REBOUNDS:	0	12
LED UW IN PTS:	1	3
LED UW IN REB:	0	6

GET TO KNOW JOHNNY

It didn't take long for Johnny Davis to become a key contributor for Wisconsin as a freshman, and the guard from La Crosse, Wisconsin is poised to step into a key role in his second season. Davis played in all 31 games last year for the Badgers, averaging 24.4 minutes per game (fifth-most on the team). The 6-foot-5 guard averaged 7.0 points and 4.1 rebounds per game last season, including a season-high 17 points (6-7 FG, 4-4 3FG) in a win over Penn State. A four-star recruit by Rivals, Johnny Davis was named Wisconsin Mr. Basketball as a senior at La Crosse Central. He finished his high school career as Central's all-time leading scorer with 2,158 points. Along with brother and fellow Badger, Jordan, he helped lead Central to the WIAA Division 2 state tournament each of their three years on the varsity team, capturing the state title in 2017. On the football field, Davis was a first-team all-state starter at quarterback, passing for 6,572 yards and 56 touchdowns, while rushing for more than 2,000 yards and scoring another 34 touchdowns on the ground.

HONORS

- Gold medal member of USA Basketball team that won the 2021 FIBA U19 World Cup
- 2020 Wisconsin Mr. Basketball
- 2017 WIAA Division 2 State Champion (basketball)
- La Crosse Central all-time leading scorer (2,158 pts)

TOP SEASON PERFORMANCES

- **ST. FRANCIS BKN (11/9/21):** In his first career start, recorded 15 points and a career high 5 assists, plus 3 rebounds and 2 steals in 26 minutes.

SEASON HIGHS

POINTS: 15 vs. St. Francis Bkn (11/9/21)
FIELD GOALS: 6 vs. St. Francis Bkn (11/9/21)
FG ATTEMPTS: 15 vs. St. Francis Bkn (11/9/21)
3-POINT FGS: 2 vs. St. Francis Bkn (11/9/21)
3-POINT FGAS: 6 vs. St. Francis Bkn (11/9/21)
FREE THROWS: 1 vs. St. Francis Bkn (11/9/21)
FT ATTEMPTS: 2 vs. St. Francis Bkn (11/9/21)
REBOUNDS: 3 vs. St. Francis Bkn (11/9/21)
ASSISTS: 5 vs. St. Francis Bkn (11/9/21)
BLOCKS: --
STEALS: 2 vs. St. Francis Bkn (11/9/21)
MINUTES: 26 vs. St. Francis Bkn (11/9/21)

CAREER HIGHS

POINTS: 17 vs. Penn State (2/2/21)
FIELD GOALS: 6 (2x) MR vs. St. Francis Bkn (11/9/21)
FG ATTEMPTS: 15 vs. St. Francis Bkn (11/9/21)
3-POINT FGS: 4 vs. Penn State (2/2/21)
3-POINT FGAS: 6 vs. St. Francis Bkn (11/9/21)
FREE THROWS: 6 at Northwestern (2/21/21)
FT ATTEMPTS: 7 at Northwestern (2/21/21)
REBOUNDS: 9 vs. Iowa (2/18/21)
ASSISTS: 5 vs. St. Francis Bkn (11/9/21)
BLOCKS: 2 (3x) MR at Purdue (3/2/21)
STEALS: 4 at Iowa (3/7/21)
MINUTES: 41 vs. Indiana (1/7/21)

GAME-BY-GAME STATISTICS

Opponent	Date	gs	min	Total		3-Pointers		Free throws		Rebounds				pf	a	t/o	blk	stl	pts	avg
				fg-fga	pct	3fg-fga	pct	ft-fa	pct	off	def	tot	avg							
ST. FRANCIS BROOKLYN	11/09/21	*	26	6-15	.400	2-6	.333	1-2	.500	1	2	3	3.0	0	5	0	0	2	15	15.0
Totals			1	26	6-15	.400	2-6	.333	1-2	.500	1	2	3	3.0	0	5	0	0	2	15.0
Games played: 1										Rebounds/game: 3.0										
Minutes/game: 26.0										Assists/game: 5.0										
Points/game: 15.0										Assist/turnover ratio: 99.9										
FG Pct: 40.0										Steals/game: 2.0										
3FG Pct: 33.3																				
FT Pct: 50.0																				

CAREER STATISTICS

Overall					3-Point				Rebounding											
	Year	GP-GS	Min/Avg	FG-FGA	Pct	FG-FGA	Pct	FT-FTA	Pct	Off-Def	Tot	Avg	PF-FO	Ast	TO	Blk	Stl	Pts/Avg		
	2020-21	31-0	753/24.3	86-195	.441	14-36	.389	32-44	.727	34-94	128	4.1	66-0	35	34	18	34	218/7.0		
	2021-22	1-1	26/26	6-15	.400	2-6	.333	1-2	.500	1-2	3	3.0	0-0	5	0	0	2	15/15.0		
	Total	32-1	779/24.3	92-210	.438	16-42	.381	33-46	.717	35-96	131	4.1	66-0	40	34	18	36	233/7.3		
Conference					3-Point				Rebounding											
	Year	GP-GS	Min/Avg	FG-FGA	Pct	FG-FGA	Pct	FT-FTA	Pct	Off-Def	Tot	Avg	PF-FO	Ast	TO	Blk	Stl	Pts/Avg		
	2020-21	20-0	503/25.2	52-127	.409	9-26	.346	21-29	.724	22-56	78	3.9	48-0	19	23	10	26	134/6.7		
	2021-22	--	--	--	--	--	--	--	--	--	--	--	--	--	--	--	--	--		
	Total	20-0	503/25.2	52-127	.409	9-26	.346	21-29	.724	22-56	78	3.9	48-0	19	23	10	26	134/6.7		

5 | TYLER WAHL

Junior | Forward | 6-9 | 221
Lakeville, Minn. | Lakeville North High School



Twitter: @tjwahl01 | Instagram: @tjwahl01

INDIVIDUAL BENCHMARKS

	SEASON	CAREER
GP/GS:	1/1	63/22
10+ POINTS:	0	5
20+ POINTS:	0	0
5+ REBOUNDS:	0	20
10+ REBOUNDS:	0	3
DOUBLE-DOUBLES:	0	2
2+ BLOCKS:	0	6
LED UW IN PTS:	0	1
LED UW IN REB:	0	7

GET TO KNOW TYLER

Junior forward Tyler Wahl has had an immediate impact at Wisconsin since stepping onto campus. Having played in over 60 career games as a Badger, the Lakeville, Minnesota native played in all 31 games for the Badgers last season (18 starts). Averaging 5.2 points, 4.3 rebounds and 1.0 steals per game last year, one of Wahl's best games came when he led the Badgers in scoring for the first time in his career with 14 points, plus a team-high 6 rebounds and 2 assists in a win vs. Northwestern. As a prep senior at Lakeville North, Wahl averaged 18.0 points, 10.0 rebounds and 6.6 assists per game, leading the Panthers to a 27-5 record, the school's first-ever conference title, and an appearance in the Class AAAA state championship game. He earned back-to-back AP second-team All-State honors as a junior and senior, setting the school record for rebounds (905) and finishing third in Panther history with 1,397 points.

TOP CAREER PERFORMANCES

- **@ PENN STATE (1/30/21):** Recorded a double-double with 13 points (all in the first half) and a team-high 10 rebounds, plus 2 blocks and 2 assists.
- **NORTHWESTERN (1/20/21):** Led the Badgers in scoring for the first time in his career, finishing with a career high 14 points (2-3 3FG), while also tallying a team-high 6 rebounds and 2 assists.
- **@ RUTGERS (1/15/21):** Made his first start of the season, finishing with 4 points, 6 rebounds, 2 assists, 2 blocks & 1 steal in a career-high 34 minutes.
- **INDIANA (1/7/21):** Scored a career-high 12 points, going 2-for-2 from 3FG in the second OT. Wahl also tallied career highs in steals (3) and minutes (31).
- **GREEN BAY (12/1/20):** Recorded his first career double-double by setting career highs with 11 pts and 15 reb, while adding 4 ast, 2 blk and 2 stl.

SEASON HIGHS

POINTS:	5 vs. St. Francis Bkn (11/9/21)
FIELD GOALS:	1 vs. St. Francis Bkn (11/9/21)
FG ATTEMPTS:	3 vs. St. Francis Bkn (11/9/21)
3-POINT FGS:	--
3-POINT FGAS:	1 vs. St. Francis Bkn (11/9/21)
FREE THROWS:	3 vs. St. Francis Bkn (11/9/21)
FT ATTEMPTS:	4 vs. St. Francis Bkn (11/9/21)
REBOUNDS:	4 vs. St. Francis Bkn (11/9/21)
ASSISTS:	1 vs. St. Francis Bkn (11/9/21)
BLOCKS:	--
STEALS:	--
MINUTES:	17 vs. St. Francis Bkn (11/9/21)

CAREER HIGHS

POINTS:	14 vs. Northwestern (1/20/21)
FIELD GOALS:	6 at Penn State (1/30/21)
FG ATTEMPTS:	10 at Penn State (1/30/21)
3-POINT FGS:	2 (2x) MR vs. Northwestern (1/20/21)
3-POINT FGAS:	5 at Nebraska (2/10/21)
FREE THROWS:	5 vs. Eastern Illinois (11/25/20)
FT ATTEMPTS:	6 (3x) MR at Illinois (2/6/21)
REBOUNDS:	15 vs. Green Bay (12/1/20)
ASSISTS:	4 (2x) MR vs. Green Bay (12/1/20)
BLOCKS:	2 (6x) MR at Penn State (1/30/21)
STEALS:	3 (3x) MR vs. Indiana (1/7/21)
MINUTES:	36 at Purdue (3/2/21)

GAME-BY-GAME STATISTICS

Opponent	Date	gs	min	Total		3-Pointers		Free throws		Rebounds				pf	a	t/o	blk	stl	pts	avg	
				fg-fga	pct	3fg-fga	pct	ft-fa	pct	off	def	tot	avg								
ST. FRANCIS BROOKLYN	11/09/21	*	17	1-3	.333	0-1	.000	3-4	.750	1	3	4	4.0	2	1	2	0	0	5	5.0	
Totals			1	17	1-3	.333	0-1	.000	3-4	.750	1	3	4	4.0	2	1	2	0	0	5	5.0
Games played: 1										Rebounds/game: 4.0											
Minutes/game: 17.0										Assists/game: 1.0											
Points/game: 5.0										Turnovers/game: 2.0											
FG Pct: 33.3										Assist/turnover ratio: 0.5											
3FG Pct: 0.0																					
FT Pct: 75.0																					

CAREER STATISTICS

Overall				3-Point					Rebounding										Pts/Avg
Year	GP-GS	Min/Avg	FG-FGA	Pct	FG-FGA	Pct	FT-FTA	Pct	Off-Def	Tot	Avg	PF-FO	Ast	TO	Blk	Stl			
2019-20	31-3	478/15.4	34-79	.430	6-28	.214	7-18	.389	34-48	82	2.6	64-0	32	33	5	20	81/2.6		
2020-21	31-18	765/24.7	58-133	.436	10-36	.278	34-60	.567	33-100	133	4.3	68-0	42	28	21	31	160/5.2		
2021-22	1-1	17/17.0	1-3	.333	0-1	.000	3-4	.750	1-3	4	4.0	2-0	1	2	0	0	5/5.0		
Total	63-22	1260/20.0	93-215	.433	16-65	.246	44-82	.537	68-151	219	3.5	134	75	63	26	51	246/3.9		
Conference				3-Point					Rebounding										Pts/Avg
Year	GP-GS	Min/Avg	FG-FGA	Pct	FG-FGA	Pct	FT-FTA	Pct	Off-Def	Tot	Avg	PF-FO	Ast	TO	Blk	Stl			
2019-20	20-3	309/15.5	23-54	.426	2-18	.111	2-8	.250	23-27	50	2.5	40-0	19	21	4	14	50/2.5		
2020-21	20-14	524/26.2	41-95	.432	8-28	.286	19-37	.514	23-62	85	4.3	44-0	29	18	9	17	109/5.5		
2020-21	--	--	--	--	--	--	--	--	--	--	--	--	--	--	--	--	--		
Total	40-17	833/20.8	64-149	.430	10-46	.217	21-45	.467	46-89	135	3.4	84-0	29	18	9	17	109/4.0		

Sophomore | Forward | 6-9 | 226
Woodbury, Minn. | East Ridge High School



INDIVIDUAL BENCHMARKS

	SEASON	CAREER
GP/GS:	1/0	8/0
10+ POINTS:	0	0
20+ POINTS:	0	0
5+ REBOUNDS:	1	1
2+ ASSISTS:	0	1
2+ STEALS:	0	0

A four-star recruit by ESPN, 247Sports and Rivals, sophomore forward Ben Carlson appeared in seven games last season before an injury sidelined him for the rest of the year. The Woodbury, Minnesota native scored 13 points in last year's season opener. A finalist for Minnesota Mr. Basketball as a high school senior, Carlson went down as one of the most decorated players in East Ridge High School history. The 6-foot-9 forward set school records for career points (2,004), rebounds (1,083) and blocked shots (145). Carlson also became the first player in program history to be nominated to the McDonalds All-American Game in 2020. His senior season, Carlson averaged 24.3 points and 11.7 rebounds per game while leading the Raptors to a 20-7 record and a conference title. As a junior, he led East Ridge to the Minnesota Class AA state tournament while averaging a double-double (16 ppg, 11.3 rpg). Off the court, Carlson was a member of the National Honors Society.

- Four-star recruit (ESPN, 247 Sports, Rivals)
- No. 88 in ESPN 100 (2020)
- 2020 Mr. Minnesota Basketball finalist

- **EASTERN ILLINOIS (11/25/20):** In his first game as a Badger, scored 13 points and recorded two rebounds, a block, and an assist. Played a season-high 17 minutes.
- **ARK.-PINE BLUFF (11/27/20):** Scored three points and added two assists, two rebounds, and a block.

POINTS:	4 vs. St. Francis Bkn (11/9/21)
FIELD GOALS:	2 vs. St. Francis Bkn (11/9/21)
FG ATTEMPTS:	3 vs. St. Francis Bkn (11/9/21)
3-POINT FGS:	--
3-POINT FGAS:	--
FREE THROWS:	--
FT ATTEMPTS:	--
REBOUNDS:	5 vs. St. Francis Bkn (11/9/21)
ASSISTS:	--
BLOCKS:	--
STEALS:	--
MINUTES:	20 vs. St. Francis Bkn (11/9/21)

POINTS: 13 vs. Eastern Illinois (11/25/20)
FIELD GOALS: 4 vs. Eastern Illinois (11/25/20)
FG ATTEMPTS: 5 vs. Eastern Illinois (11/25/20)
3-POINT FGs: 1 vs. Eastern Illinois (11/25/20)
3-POINT FGAS: 2 vs. Eastern Illinois (11/25/20)
FREE THROWS: 4 vs. Eastern Illinois (11/25/20)
FT ATTEMPTS: 4 (2x) MR vs. UAPB (11/27/20)
REBOUNDS: 5 vs. St. Francis Bkn (11/9/21)
ASSISTS: 2 vs. Ark.-Pine Bluff (11/27/20)
BLOCKS: 1 (2x) MR vs. UAPB (11/27/20)
STEALS: 1 vs. Green Bay (12/1/20)
MINUTES: 20 vs. St. Francis Bkn (11/9/21)

Opponent	Date	gs		Total		3-Pointers		Free throws		Rebounds				pf		a		t/o		bik		stl		pts		avg	
		gs	min	fg-fga	pct	3fg-fga	pct	ft-fia	pct	off	def	tot	avg	pf	a	t/o	bik	stl	pts	avg							
ST. FRANCIS BROOKLYN	11/09/21		19	2-3	667	0-0	.000	0-0	.000	2	3	5	5.0	0	0	0	0	0	0	4	4.0						
Totals		0	19	2-3	667	0-0	.000	0-0	.000	2	3	5	5.0	0	0	0	0	0	0	4	4.0						

Games played: 1
Minutes/game: 19.0
Points/game: 4.0
FG Pct: 66.7

Rebounds/game: 5.0

[illegible]

22 | STEVEN CROWL

Sophomore | Forward | 7-0 | 234
Eagan, Minn. | Eastview High School



Twitter: @steven_crowl | Instagram: @stevencrowl

INDIVIDUAL BENCHMARKS

GP/GS:	SEASON 1/1	CAREER 13/1
10+ POINTS:	1	1
5+ REBOUNDS:	1	1
10+ REBOUNDS:	0	0
DOUBLE-DOUBLES:	0	0
1+ BLOCK:	1	2
LED UW IN PTS:	0	0
LED UW IN REB:	0	0

GET TO KNOW STEVEN

Steven Crowl enters his second season in the Wisconsin program after appearing in 12 games last year as a true freshman. The 7-foot forward from Eagan, Minnesota scored his first points as a Badger in UW's season opener against Eastern Illinois, while also grabbing his first career rebound. In the first round of the 2021 NCAA Tournament, Crowl played 3 minutes and grabbed 2 rebounds against North Carolina to help UW to an 85-62 win. A three-star recruit by 247Sports and Rivals, Crowl had a standout senior season at Eastview High School where he was a finalist for Minnesota Mr. Basketball finalist. One of the most decorated players in Eastview history, Crowl finished his prep career as the school's all-time leading scorer (1,747 pts), rebounder (832 reb) and shot blocker (103 blk). The 6-foot-9 forward also set Eastview school records for career field-goal percentage (59% FG), rebounds in a season (332), rebounds in a game (19) and single-game field-goal percentage (90% FG). As a senior, he averaged 26.7 points and 12 rebounds per game, while also leading his team in assists (4.3 per contest). Crowl played travel basketball for D1 Minnesota, the same program as current Badger teammate Tyler Wahl.

HONORS

- Three-star recruit (247 Sports and Rivals)
- First-team South Suburban All-Conference 2019
- Section 3AAAA Player of the Year 2019
- 2020 Mr. Minnesota Basketball finalist

TOP SEASON PERFORMANCES

- ST. FRANCIS BKN (11/9/21): Recorded a near double-double in his first career start, finishing with 11 points, 8 rebounds and 1 block.

SEASON HIGHS

POINTS:	11 vs. St. Francis Bkn (11/9/21)
FIELD GOALS:	4 vs. St. Francis Bkn (11/9/21)
FG ATTEMPTS:	9 vs. St. Francis Bkn (11/9/21)
3-POINT FGS:	--
3-POINT FGAS:	1 vs. St. Francis Bkn (11/9/21)
FREE THROWS:	3 vs. St. Francis Bkn (11/9/21)
FT ATTEMPTS:	3 vs. St. Francis Bkn (11/9/21)
REBOUNDS:	8 vs. St. Francis Bkn (11/9/21)
ASSISTS:	--
BLOCKS:	1 vs. St. Francis Bkn (11/9/21)
STEALS:	--
MINUTES:	19 vs. St. Francis Bkn (11/9/21)

CAREER HIGHS

POINTS:	11 vs. St. Francis Bkn (11/9/21)
FIELD GOALS:	4 vs. St. Francis Bkn (11/9/21)
FG ATTEMPTS:	9 vs. St. Francis Bkn (11/9/21)
3-POINT FGS:	--
3-POINT FGAS:	1 (2x) MR vs. St. Francis Bkn (11/9/21)
FREE THROWS:	3 vs. St. Francis Bkn (11/9/21)
FT ATTEMPTS:	3 vs. St. Francis Bkn (11/9/21)
REBOUNDS:	8 vs. St. Francis Bkn (11/9/21)
ASSISTS:	1 (2x) MR vs. N Carolina (3/19/21)
BLOCKS:	1 (2x) MR vs. St. Francis Bkn (11/9/21)
STEALS:	--
MINUTES:	19 vs. St. Francis Bkn (11/9/21)

GAME-BY-GAME STATISTICS

Opponent	Date	gs	min	Total		3-Pointers		Free throws		Rebounds											
				fg-fga	pct	3fg-fga	pct	ft-fga	pct	off	def	tot	avg	pf	a	t/o	blk	stl	pts	avg	
ST. FRANCIS BROOKLYN	11/09/21	*	19	4-9	.444	0-1	.000	3-3	1.000	3	5	8	8.0	0	0	2	1	0	11	11.0	
Totals			1	19	4-9	.444	0-1	.000	3-3	1.000	3	5	8	8.0	0	0	2	1	0	11	11.0
Games played: 1										Rebounds/game: 8.0											
Minutes/game: 19.0										Turnovers/game: 2.0											
Points/game: 11.0										Blocks/game: 1.0											
FG Pct: 44.4																					
3FG Pct: 0.0																					
FT Pct: 100.0																					

CAREER STATISTICS

Overall			3-Point						Rebounding								
Year	GP-GS	Min/Avg	FG-FGA	Pct	FG-FGA	Pct	FT-FTA	Pct	Off-Def	Tot	Avg	PF-FO	Ast	TO	Blk	Stl	Pts/Avg
2020-21	12-0	39/3.3	4-8	.500	0-1	.000	0-0	---	4-5	9	0.8	9-0	2	3	1	0	8/0.7
2021-22	1-1	19/19.0	4-9	.444	0-1	.000	3-3	1.000	3-5	8	8.0	0-0	0	2	1	0	
Total	12-0	39/3.3	8-17	.471	0-2	.000	3-3	1.000	7-10	17	1.3	9-0	2	5	2	0	19/1.5
Conference			3-Point						Rebounding								
Year	GP-GS	Min/Avg	FG-FGA	Pct	FG-FGA	Pct	FT-FTA	Pct	Off-Def	Tot	Avg	PF-FO	Ast	TO	Blk	Stl	Pts/Avg
2020-21	7-0	7/1.0	0-0	---	0-0	---	0-0	---	0-3	3	0.4	1-0	0	0	0	0	0/0.0
2021-22	--	--	--	--	--	--	--	--	--	--	--	--	--	--	--	--	----
Total	7-0	7/1.0	0-0	---	0-0	---	0-0	---	0-3	3	0.4	1-0	0	0	0	0	0/0.0

23 | CHUCKY HEPBURN

Freshman | Forward | 6-2 | 211
Omaha, Neb. | Bellevue West High School



Twitter: @ChuckyHepburn | Instagram: @chucky.hepburn

INDIVIDUAL BENCHMARKS		
	SEASON	CAREER
GP/GS:	1/1	1/1
10+ POINTS:	1	1
20+ POINTS:	0	0
3+ 3FGS:	0	0
LED UW IN PTS:	0	0
3+ REBOUNDS:	0	0
DOUBLE-DOUBLES:	0	0
2+ ASSISTS:	12	30

GET TO KNOW CHUCKY

Chucky Hepburn begins his first season as a Badger in 2021-22. The 6-foot-2 point guard from Omaha, Nebraska was a four-star recruit by ESPN and ranked as the No. 20 point guard in the nation. The 2020 Nebraska Gatorade Player of the Year, Hepburn averaged over 15 points, eight assists and five rebounds per game as a senior at Bellevue West. As a junior in 2020, Hepburn led Bellevue West to the Class A state championship, averaging 17.7 points, 6.1 assists, 4.6 rebounds and 3.1 steals per game that season. A three-time All-Metro First-Team honoree, Hepburn averaged over 18 points, 5 rebounds and 5 assists per game as a sophomore. Hepburn made four straight state appearances, advancing to the state title game his freshman, junior and senior seasons at Bellevue West. Off the court, Hepburn earned the "HomeSchool Papillion TeenService Award" and was a Special Olympics Volunteer Award winner.

- HONORS**
- Four-star high school recruit (ESPN)
 - No. 2 ranked 2021 prospect in Nebraska
 - 2020 Nebraska Gatorade Player of the Year
 - 2x First-Team All-Class All-State (2019, '20)
 - 2020 Nebraska Class A State Champion

- TOP SEASON PERFORMANCES**
- **ST. FRANCIS BKN (11/9/21):** First true freshman to start a season opener for UW since 2001, tallying 13 points, including 2-for-3 3FG shooting.

SEASON HIGHS			CAREER HIGHS		
POINTS:	13 vs. St. Francis Bkn (11/9/21)		POINTS:	13 vs. St. Francis Bkn (11/9/21)	
FIELD GOALS:	4 vs. St. Francis Bkn (11/9/21)		FIELD GOALS:	4 vs. St. Francis Bkn (11/9/21)	
FG ATTEMPTS:	7 vs. St. Francis Bkn (11/9/21)		FG ATTEMPTS:	7 vs. St. Francis Bkn (11/9/21)	
3-POINT FGS:	2 vs. St. Francis Bkn (11/9/21)		3-POINT FGS:	2 vs. St. Francis Bkn (11/9/21)	
3-POINT FGAS:	3 vs. St. Francis Bkn (11/9/21)		3-POINT FGAS:	3 vs. St. Francis Bkn (11/9/21)	
FREE THROWS:	3 vs. St. Francis Bkn (11/9/21)		FREE THROWS:	3 vs. St. Francis Bkn (11/9/21)	
FT ATTEMPTS:	4 vs. St. Francis Bkn (11/9/21)		FT ATTEMPTS:	4 vs. St. Francis Bkn (11/9/21)	
REBOUNDS:	1 vs. St. Francis Bkn (11/9/21)		REBOUNDS:	1 vs. St. Francis Bkn (11/9/21)	
ASSISTS:	1 vs. St. Francis Bkn (11/9/21)		ASSISTS:	1 vs. St. Francis Bkn (11/9/21)	
BLOCKS:	--		BLOCKS:	--	
STEALS:	--		STEALS:	--	
MINUTES:	23 vs. St. Francis Bkn (11/9/21)		MINUTES:	23 vs. St. Francis Bkn (11/9/21)	

GAME-BY-GAME STATISTICS

Opponent	Date	gs	min	Total		3-Pointers		Free throws		Rebounds				pf	a	t/o	blk	stl	pts	avg	
				fg-fga	pct	3fg-fga	pct	ft-fia	pct	off	def	tot	avg								
ST. FRANCIS BROOKLYN	11/09/21	*	24	4-7	.571	2-3	.667	3-4	.750	0	1	1	1.0	3	1	2	0	0	13	13.0	
Totals			1	24	4-7	.571	2-3	.667	3-4	.750	0	1	1	1.0	3	1	2	0	0	13	13.0

Games played: 1
Minutes/game: 24.0
Points/game: 13.0
FG Pct: 57.1
3FG Pct: 66.7
FT Pct: 75.0

Rebounds/game: 1.0
Assists/game: 1.0
Turnovers/game: 2.0
Assist/turnover ratio: 0.5

CAREER STATISTICS																	
Overall					3-Point			Rebounding									
Year	GP-GS	Min/Avg	FG-FGA	Pct	FG-FGA	Pct	FT-FTA	Pct	Off-Def	Tot	Avg	PF-FO	Ast	TO	Blk	Stl	Pts/Avg
2021-22	1-1	23/23.0	4-7	.571	2-3	.667	3-4	.750	0-1	1	1.0	3-0	1	3	0	0	13/13.0
Total	1-1	23/23.0	4-7	.571	2-3	.667	3-4	.750	0-1	1	1.0	3-0	1	3	0	0	13/13.0
Conference					3-Point			Rebounding									
Year	GP-GS	Min/Avg	FG-FGA	Pct	FG-FGA	Pct	FT-FTA	Pct	Off-Def	Tot	Avg	PF-FO	Ast	TO	Blk	Stl	Pts/Avg
2021-22	--	--	--	--	--	--	--	--	--	--	--	--	--	--	--	--	----
Total	0-0	0/0.0	0-0	---	0-0	---	0-0	---	0-0	0	0.0	0	0	0	0	0	0/0.0

Senior | Center | 7-0 | 257
Mayfield, KY | Graves County (Cincinnati)



Twitter: @ChrisVogt33 | **Instagram:** @chrisvogt33

INDIVIDUAL BENCHMARKS

	SEASON	CAREER
GP/GS:	1/0	102/52
10+ POINTS:	0	26
20+ POINTS:	0	3
5+ REBOUNDS:	1	36
10+ REBOUNDS:	0	5
DOUBLE-DOUBLES:	0	4
2+ BLOCKS:	1	31
LED TEAM IN PTS:	0	6
LED TEAM IN REB:	1	13

GET TO KNOW CHRIS

Fifth-year senior transfer Chris Vogt joins the Wisconsin program after playing at Cincinnati last season. A 7-foot center from Mayfield, Kentucky, Vogt has played in 101 games over his four-year collegiate career, including starting 50 of 53 games at Cincinnati. As a junior in 2019-20, he averaged 11.0 points, 5.9 rebounds and 1.6 blocks per game, shooting a conference-leading 64.8 percent from the floor. Last season, Vogt started 21 of 23 games and averaged 5.0 points, 3.5 rebounds, 1.1 blocks, and 56 percent field goal shooting in 19.4 minutes per game. He ranked among the conference leaders in blocks (fifth) and offensive rebounds (15th). Vogt spent his freshman and sophomore seasons at Northern Kentucky, where he played 48 games.

HONORS

- 2019-20 AAC Regular Season Championship
- 2018-19 Horizon League Regular Season Champion
- 2017-18 Horizon League Regular Season Champion

TOP CAREER PERFORMANCES

- **LIPSCOMB (12/2/20):** Scored 12 points (6-7 FG) and hauled in 7 rebounds in the season opener. Played season-high 32 minutes
- **SOUTH FLORIDA (12/16/20):** Sparked the Bearcats offense with a season-high 13 points and added 4 rebounds, 3 assists, and 1 block.

SEASON HIGHS

POINTS: 2 vs. St. Francis Bkn (11/9/21)
FIELD GOALS: 1 vs. St. Francis Bkn (11/9/21)
FG ATTEMPTS: 3 vs. St. Francis Bkn (11/9/21)
3-POINT FGS: --
3-POINT FGAS: --
FREE THROWS: 3 (3x) MR at Temple (2/4/21)*
FT ATTEMPTS: 7 vs. UCF (2/14/21)*
REBOUNDS: 9 vs. St. Francis Bkn (11/9/21)
ASSISTS: 1 vs. St. Francis Bkn (11/9/21)
BLOCKS: 2 vs. St. Francis Bkn (11/9/21)
STEALS: 1 vs. St. Francis Bkn (11/9/21)
MINUTES: 17 vs. St. Francis Bkn (11/9/21)

CAREER HIGHS

POINTS: 21 (2x) MR at Tulane (1/4/20)*
FIELD GOALS: 9 (3x) MR at Tulane (1/4/20)*
FG ATTEMPTS: 13 vs. Green Bay (1/24/19)**
3-POINT FGS: --
3-POINT FGAS: --
FREE THROWS: 8 at Temple (1/22/20)*
FT ATTEMPTS: 9 (2x) MR at Temple (1/22/20)*
REBOUNDS: 14 vs. Green Bay (1/24/19)**
ASSISTS: 4 vs. Furman (12/10/20)*
BLOCKS: 6 vs. Temple (2/12/21)*
STEALS: 3 (2x) MR vs. Memphis (2/28/21)*
MINUTES: 41 at UConn (2/9/20)*

*recorded at Cincinnati **recorded at N Kentucky

GAME-BY-GAME STATISTICS

Opponent	Date	gs	min	Total		3-Pointers		Free throws		Rebounds				pf	a	t/o	blk	stl	pts	avg
				fg-fga	pct	3fg-fga	pct	ft-fita	pct	off	def	tot	avg							
ST. FRANCIS BROOKLYN	11/09/21		17	1-3	.333	0-0	.000	0-0	.000	2	7	9	9.0	2	1	0	2	1	2	2.0
Totals		0	17	1-3	.333	0-0	.000	0-0	.000	2	7	9	9.0	2	1	0	2	1	2	2.0

Games played: 1
Minutes/game: 17.0
Points/game: 2.0
FG Pct: 33.3

Rebounds/game: 9.0
Assists/game: 1.0
Assist/turnover ratio: 99.9
Steals/game: 1.0
Blocks/game: 2.0

CAREER STATISTICS

Overall		3-Point										Rebounding						
Year	GP-GS	Min/Avg	FG-FGA	Pct	FG-FGA	Pct	FT-FTA	Pct	Off-Def	Tot	Avg	PF-FO	Ast	TO	Blk	Stl	Pts/Avg	
2017-18**	13-0	42/3.2	6-10	.600	---	---	2-6	.333	0-9	9	0.7	8-0	3	2	4	2	8/1.1	
2018-19**	35-2	450/12.9	64-111	.577	---	---	30-78	.385	47-82	127	3.7	87-0	20	36	42	10	158/4.5	
2019-20***	30-29	856/28.5	136-210	.648	---	---	58-101	.574	78-99	177	5.9	93-0	25	51	47	10	330/11.0	
2020-21**23/21		447/19.4	47-84	.560	---	---	20-57	.351	35-46	81	3.5	73-0	25	28	25	5	114/5.0	
2021-22	1-0	17/17.0	1-3	.333	---	---	---	---	2-7	9	9.0	2-0	1	0	2	1	2/2.0	
Total	102-52	1812/17.8	254-418	.608	---	---	110-242	.455	162-243	405	4.0	263-0	74	117	120	28	618/6.1	

*at Northern Kentucky **at Cincinnati

Conference		3-Point					Rebounding										
Year	GP-GS	Min/Avg	FG-FGA	Pct	FG-FGA	Pct	FT-FTA	Pct	Off-Def	Tot	Avg	PF-FO	Ast	TO	Blk	Stl	Pts/Avg
2017-18*	7-0	11/1.6	1-1	1.000	---	---	---	---	0-2	2	0.3	2-0	1	1	3	0	2/0.3
2018-19*	18-2	230/12.8	33-63	.524	---	---	14-35	.400	22-42	64	3.6	36-0	10	18	22	5	80/4.4
2019-20**	18-17	523/29.1	74-118	.627	---	---	31-58	.534	45-50	95	5.3	59-0	14	35	31	8	179/9.9
2020-21**	14-12	271/19.4	25-54	.463	---	---	19-47	.404	23-28	51	3.6	45-0	15	13	15	4	69/4.9
2021-22	--	--	--	--	---	---	--	--	--	--	--	--	--	--	--	--	--
Total	57-31	1035/18.2	133-236	.564	---	---	64-140	.457	90-122	212	3.7	142	40	67	71	17	330/5.8

*Horizon League **American Athletic Conference

34 | BRAD DAVISON

Senior | Guard | 6-4 | 200
Maple Grove, Minn. | Maple Grove High School



Twitter: @braddavi34 | Instagram: @braddavison

INDIVIDUAL BENCHMARKS		
	SEASON	CAREER
GP/GS:	1/1	129/125
10+ POINTS:	0	68
20+ POINTS:	0	10
30+ POINTS:	0	2
3+ ASSISTS:	0	43
3+ STEALS:	0	13
LED UW IN PTS:	0	25
LED UW IN AST:	0	24

GET TO KNOW BRAD

Fifth-year senior Brad Davison returns as a key team leader for Wisconsin, not only vocally, but also in terms of production on the court. The Maple Grove, Minnesota native has made over 100 career starts as a Badger, just the 12th player in school history to reach that milestone. UW's returning scoring leader, Davison averaged 10.0 points per game last year and shot a career-best 39.1 percent from 3-point range. Starting all 31 games last season, Davison had a masterful performance in the 2021 NCAA Tournament, scoring a game-high 29 points and leading the Badgers to an 85-62 win over North Carolina in the first round.

- HONORS**
- 2018 Big Ten All-Freshman Team
 - 2x Big Ten Freshman of the Week
 - 3x Academic All-Big Ten (2019, '20, '21)

- CAREER**
- Ranks 4th in school history with 125 career starts.
 - Ranks 5th in school history with 83.0% career FT%.
 - Ranks 12th in school history with 134 career steals.
 - Ranks 5th in school history with 224 career 3FGs.
 - Just the 12th Badger in school history to make 100 career starts (#100 vs. Louisville, 12/19/20).
 - Became the 43rd player in UW history with 1,000 career points (the 20th to do so by junior season).
 - Set UW freshman records for FT% (.818) + 3FGs (60)

- TOP 2020-21 PERFORMANCES**
- **NEBRASKA (12/22/20):** Scored a team-high 15 points (3-5 3FG), and set a career high with 7 assists.
 - **#23 LOUISVILLE (12/19/20):** Started his 100th career game at Wisconsin, finishing with 10 points (3-6 3FG), plus 4 assists (0 TOs) and 2 steals.
 - **RHODE ISLAND (12/9/20):** Finished with a game-high 23 points (3-5 3FG), shooting 12-for-12 on FTs.

SEASON HIGHS			CAREER HIGHS		
POINTS:	8 vs. St. Francis Bkn (11/9/21)		POINTS:	30 (2x) MR at Nebraska (2/15/20)	
FIELD GOALS:	3 vs. St. Francis Bkn (11/9/21)		FIELD GOALS:	11 at Nebraska (2/15/20)	
FG ATTEMPTS:	8 vs. St. Francis Bkn (11/9/21)		FG ATTEMPTS:	19 vs. Michigan State (2/25/18)	
3-POINT FGS:	2 vs. St. Francis Bkn (11/9/21)		3-POINT FGS:	8 at Nebraska (2/15/20)	
3-POINT FGAS:	4 vs. St. Francis Bkn (11/9/21)		3-POINT FGAS:	11 at Nebraska (2/15/20)	
FREE THROWS:	--		FREE THROWS:	12 vs. Rhode Island (12/9/20)	
FT ATTEMPTS:	1 vs. St. Francis Bkn (11/9/21)		FT ATTEMPTS:	16 vs. Marquette (12/9/17)	
REBOUNDS:	6 vs. St. Francis Bkn (11/9/21)		REBOUNDS:	13 at Penn State (1/11/20)	
ASSISTS:	2 vs. St. Francis Bkn (11/9/21)		ASSISTS:	7 vs. Nebraska (12/22/20)	
BLOCKS:	--		BLOCKS:	1 (3x) MR vs. Mich. State (3/16/19)	
STEALS:	2 vs. St. Francis Bkn (11/9/21)		STEALS:	5 vs. Illinois (2/27/21)	
MINUTES:	24 vs. St. Francis Bkn (11/9/21)		MINUTES:	44 vs. Minnesota (2/19/18)	

GAME-BY-GAME STATISTICS

Opponent	Date	gs	min	Total		3-Pointers		Free throws		Rebounds											
				fg-fga	pct	3fg-fga	pct	ft-fa	pct	off	def	tot	avg	pf	a	t/o	blk	stl	pts	avg	
ST. FRANCIS BROOKLYN	11/09/21	*	23	3-8	.375	2-4	.500	0-1	.000	0	6	6	6.0	2	2	1	0	2	8	8.0	
Totals			1	23	3-8	.375	2-4	.500	0-1	.000	0	6	6	6.0	2	2	1	0	2	8	8.0

Games played: 1

Minutes/game: 23.0

Points/game: 8.0

FG Pct: 37.5

3FG Pct: 50.0

FT Pct: 0.0

Rebounds/game: 6.0

Assists/game: 2.0

Turnovers/game: 1.0

Assist/turnover ratio: 2.0

Steals/game: 2.0

CAREER STATISTICS																			
Overall				3-Point				Rebounding											
Year	GP-GS	Min/Avg	FG-FGA	Pct	FG-FGA	Pct	FT-FTA	Pct	Off-Def	Tot	Avg	PF-FO	Ast	TO	Blk	Stl	Pts/Avg		
2017-18	33-29	1028/31.2	124-306	.405	60-169	.355	90-110	.818	10-66	76	2.3	109-0	83	59	1	40	398/12.1		
2018-19	34-34	1096/32.2	115-299	.385	52-149	.349	76-94	.809	10-101	111	3.3	79-0	62	34	2	36	358/10.5		
2019-20	30-30	927/30.9	92-233	.395	47-131	.359	65-77	.844	16-113	129	4.3	73-0	56	27	0	23	296/9.9		
2020-21	31-31	960/31.0	91-264	.345	63-162	.389	66-76	.868	10-99	109	3.5	72-0	73	72	0	33	311/10.0		
2021-22	1-1	24/24.0	3-8	.375	2-4	.500	0-1	.000	0-6	6	6.0	2-0	2	1	0	2	8/8.0		
Total	129-125	4035/31.3	425-1110	.383	224-615	.364	297-358	.830	46-385	431	3.3	335-0	276	148	3	134	1371/10.6		
Conference				3-Point				Rebounding											
Year	GP-GS	Min/Avg	FG-FGA	Pct	FG-FGA	Pct	FT-FTA	Pct	Off-Def	Tot	Avg	PF-FO	Ast	TO	Blk	Stl	Pts/Avg		
2017-18	18-18	598/33.2	67-175	.383	34-96	.354	47-53	.887	5-41	46	2.6	64-0	51	41	1	19	215/11.9		
2018-19	20-20	667/33.4	72-186	.387	32-87	.368	39-51	.765	6-64	70	3.5	51-0	37	18	1	15	215/10.8		
2019-20	19-19	593/31.2	56-149	.376	32-87	.368	42-52	.808	9-76	85	4.5	47-0	31	15	0	11	186/9.8		
2020-21	20-20	636/31.8	54-178	.303	38-108	.352	28-34	.824	9-67	76	3.8	50-0	47	18	0	25	174/8.7		
2021-22	--	--	--	--	--	--	--	--	--	--	--	--	--	--	--	--	----		
Total	77-77	2494/32.4	249-688	.362	136-378	.360	156-190	.821	29-248	277	3.6	212-0	166	92	2	70	790/10.3		

Individual Game by Game

2 | JORDAN DAVIS

Sophomore | Guard | 6-4 | 198
La Crosse, Wis. | La Crosse Central High School

GAME-BY-GAME STATISTICS

Opponent	Date	gs	min	Total		3-Pointers		Free throws		Rebounds				pf	a	t/o	blk	stl	pts	avg
				fg-fga	pct	3fg-fga	pct	ft-fa	pct	off	def	tot	avg							
ST. FRANCIS BROOKLYN	11/09/21	4		1-2	.500	1-2	.500	0-0	.000	0	0	0	0.0	0	0	1	0	0	3	3.0
Totals		0	4	1-2	.500	1-2	.500	0-0	.000	0	0	0	0.0	0	0	1	0	0	3	3.0

Games played: 1

Minutes/game: 4.0

Points/game: 3.0

FG Pct: 50.0

3FG Pct: 50.0

Turnovers/game: 1.0

CAREER STATISTICS

Overall			3-Point							Rebounding							
Year	GP-GS	Min/Avg	FG-FGA	Pct	FG-FGA	Pct	FT-FTA	Pct	Off-Def	Tot	Avg	PF-FO	Ast	TO	Blk	Stl	Pts/Avg
2020-21	13-0	19/1.5	3-6	.500	2-5	.400	0-0	---	0-1	1	0.1	0-0	0	1	0	0	8/0.6
2021-22	1-0	4/4.0	1-2	.500	1-2	.500	0-0	---	0-0	0	---	0-0	0	1	0	0	3/3.0
Total	14-0	23/1.6	4-8	.500	3-7	.429	0-0	---	0-1	1	0.1	0-0	0	2	0	0	11/0.8

Conference			3-Point							Rebounding							
Year	GP-GS	Min/Avg	FG-FGA	Pct	FG-FGA	Pct	FT-FTA	Pct	Off-Def	Tot	Avg	PF-FO	Ast	TO	Blk	Stl	Pts/Avg
2020-21	8-0	9/1.1	1-4	.250	0-3	.000	0-0	---	0-1	1	0.1	0-0	0	1	0	0	2/0.3
2021-22	---	---/---	---	---	---	---	---	---	---	---	---	---	---	---	---	---	---/---
Total	8-0	9/1.1	1-4	.250	0-3	.000	0-0	---	0-1	1	0.1	0-0	0	1	0	0	2/0.3

SEASON HIGHS

POINTS: 3 vs. St. Francis Bkn (11/9/21)
FIELD GOALS: 1 vs. St. Francis Bkn (11/9/21)
FG ATTEMPTS: 2 vs. St. Francis Bkn (11/9/21)
3-POINT FGS: 1 vs. St. Francis Bkn (11/9/21)
3-POINT FGAS: 2 vs. St. Francis Bkn (11/9/21)
FREE THROWS: --
FT ATTEMPTS: --
REBOUNDS: --
ASSISTS: --
BLOCKS: --
STEALS: --
MINUTES: 4 vs. St. Francis Bkn (11/9/21)

CAREER HIGHS

POINTS: 3 (3x) MR vs. St. Francis Bkn (11/9/21)
FIELD GOALS: 1 (3x) MR vs. St. Francis Bkn (11/9/21)
FG ATTEMPTS: 3 at Michigan (1/12/21)
3-POINT FGS: 1 (3x) MR vs. St. Francis Bkn (11/9/21)
3-POINT FGAS: 2 (2x) MR vs. St. Francis Bkn (11/9/21)
FREE THROWS: --
FT ATTEMPTS: --
REBOUNDS: 1 vs. Penn State (2/2/21)
ASSISTS: --
BLOCKS: --
STEALS: --
MINUTES: 4 (2x) MR vs. St. Francis Bkn (11/9/21)

4 | CARTER HIGGINBOTTOM

Junior | Guard | 6-0 | 193
Chicago, Ill. | St. Ignatius High School

GAME-BY-GAME STATISTICS

Opponent	Date	gs	min	Total		3-Pointers		Free throws		Rebounds				pf	a	t/o	blk	stl	pts	avg
				fg-fga	pct	3fg-fga	pct	ft-fa	pct	off	def	tot	avg							
ST. FRANCIS BROOKLYN	11/09/21	1		0-0	.000	0-0	.000	0-0	.000	0	0	0	0.0	0	0	1	0	0	0	0.0
Totals		0	1	0-0	.000	0-0	.000	0-0	.000	0	0	0	0.0	0	0	1	0	0	0	0.0

Games played: 1

Minutes/game: 1.0

Turnovers/game: 1.0

CAREER STATISTICS

Overall			3-Point					Rebounding									
Year	GP-GS	Min/Avg	FG-FGA	Pct	FG-FGA	Pct	FT-FTA	Pct	Off-Def	Tot	Avg	PF-FO	Ast	TO	Blk	Stl	Pts/Avg
2018-19																	
REDSHIRT SEASON																	
2019-20	9-0	9/1.0	0-1	.000	0-0	--	0-0	--	0-1	1	0.1	0-0	0	1	0	0	0/0.0
2020-21	9-0	10/1.1	0-4	.000	0-0	--	0-0	--	0-0	0	---	1-0	1	2	0	1	0/0.0
2021-22	1-0	1/1.0	---	---	---	---	---	---	---	---	---	1-0	---	1	---	---	---
Total	19-0	20/1.1	0-5	.000	0-0	---	0-2	.000	0-1	1	0.1	1-0	1	4	1	1	0/0.0
Conference			3-Point					Rebounding									
Year	GP-GS	Min/Avg	FG-FGA	Pct	FG-FGA	Pct	FT-FTA	Pct	Off-Def	Tot	Avg	PF-FO	Ast	TO	Blk	Stl	Pts/Avg
2018-19																	
REDSHIRT SEASON																	
2019-20	4-0	4/1.0	0-1	.000	0-0	---	0-0	--	0-0	0	0.0	0-0	0	0	0	0	0/0.0
2020-21	4-0	5/1.3	0-1	.000	0-0	---	0-2	.000	0-0	0	0.0	1-0	0	1	0	0	0/0.0
2021-22	---	---/---	---	---	---	---	---	---	---	---	---	---	---	---	---	---	---
Total	8-0	9/1/1	0-2	.000	0-0	---	0-2	.000	0-0	0	0.0	1	0	1	0	0	0/0.0

SEASON HIGHS

POINTS: --
FIELD GOALS: --
FG ATTEMPTS: --
3-POINT FGS: --
3-POINT FGAS: --
FREE THROWS: --
FT ATTEMPTS: --
REBOUNDS: --
ASSISTS: --
BLOCKS: --
STEALS: --
MINUTES: 1 vs. St. Francis Bkn (11/9/21)

CAREER HIGHS

POINTS: --
FIELD GOALS: --
FG ATTEMPTS: 1 (5x) MR vs. Penn State (2/2/21)
3-POINT FGS: --
3-POINT FGAS: --
FREE THROWS: --
FT ATTEMPTS: 2 at Nebraska (2/10/21)
REBOUNDS: 1 vs. Milwaukee (12/21/19)
ASSISTS: 1 vs. Green Bay (12/1/20)
BLOCKS: --
STEALS: 1 vs. North Carolina (3/19/21)
MINUTES: 2 (3x) MR vs. Louisville (12/19/20)

Individual Game by Game

10 | ISAAC LINDSEY

Sophomore | Guard | 6-4 | 184
Mineral Point, Wis. | Mineral Point High School (UNLV)

GAME-BY-GAME STATISTICS

Opponent	Date	gs	min	Total		3-Pointers		Free throws		Rebounds				pf	a	t/o	blk	stl	pts	avg
				fg-fga	pct	3fg-fga	pct	ft-fia	pct	off	def	tot	avg							
ST. FRANCIS BROOKLYN	11/09/21		2	0-0	.000	0-0	.000	0-0	.000	0	0	0	0.0	0	0	0	0	0	0	0.0
Totals			0	2	0-0	.000	0-0	.000	0-0	.000	0	0	0	0.0	0	0	0	0	0	0.0

Games played: 1
Minutes/game: 2.0

CAREER STATISTICS

Overall				3-Point				Rebounding									
Year	GP-GS	Min/Avg	FG-FGA	Pct	FG-FGA	Pct	FT-FTA	Pct	Off-Def	Tot	Avg	PF-FO	Ast	TO	Blk	Stl	Pts/Avg
2021-22	1-0	2/2.0	---	---	---	---	---	---	---	---	---	---	---	---	---	---	---
Total	1-0	2/2.0	---	---	---	---	---	---	---	---	---	---	---	---	---	---	---

Conference			3-Point						Rebounding									
Year	GP-GS	Min/Avg	FG-FGA	Pct	FG-FGA	Pct	FT-FTA	Pct	Off-Def	Tot	Avg	PF-FO	Ast	TO	Blk	Stl	Pts/Avg	
2021-22	---	---	---	---	---	---	---	---	---	---	---	---	---	---	---	---	---	
Total	---	---	---	---	---	---	---	---	---	---	---	---	---	---	---	---	---	

SEASON HIGHS

POINTS: --
FIELD GOALS: --
FG ATTEMPTS: --
3-POINT FGS: --
3-POINT FGAS: --
FREE THROWS: --
FT ATTEMPTS: --
REBOUNDS: --
ASSISTS: --
BLOCKS: --
STEALS: --
MINUTES: 2 vs. St. Francis Bkn (11/9/21)

CAREER HIGHS

POINTS: --
FIELD GOALS: --
FG ATTEMPTS: --
3-POINT FGS: --
3-POINT FGAS: --
FREE THROWS: --
FT ATTEMPTS: --
REBOUNDS: --
ASSISTS: --
BLOCKS: --
STEALS: --
MINUTES: 2 vs. St. Francis Bkn (11/9/21)

11 | LORNE BOWMAN II

Freshman | Guard | 6-2 | 210
Detroit, Mich. | St. Mary's High School

GAME-BY-GAME STATISTICS

Opponent	Date	gs	min	Total		3-Pointers		Free throws		Rebounds				pf	a	t/o	blk	stl	pts	avg	
				fg-fga	pct	3fg-fga	pct	ft-fia	pct	off	def	tot	avg								
ST. FRANCIS BROOKLYN	11/09/21		15	3-7	.429	3-4	.750	0-0	.000	2	2	4	4.0	0	1	1	0	0	9	9.0	
Totals			0	15	3-7	.429	3-4	.750	0-0	.000	2	2	4	4.0	0	1	1	0	0	9	9.0

Games played: 1
Minutes/game: 15.0
Points/game: 9.0
FG Pct: 42.9
3FG Pct: 75.0
Rebounds/game: 4.0
Assists/game: 1.0
Turnovers/game: 1.0
Assist/turnover ratio: 1.0

CAREER STATISTICS

Overall	3-Point						Rebounding										
Year	GP-GS	Min/Avg	FG-FGA	Pct	FG-FGA	Pct	FT-FTA	Pct	Off-Def	Tot	Avg	PF-FO	Ast	TO	Blk	Stl	Pts/Avg
2021-22	1-0	15/15.0	3-7	.429	3-4	.750	0-0	---	2-2	4	4.0	0-0	1	1	0	0	9/9.0
Total	1-0	15/15.0	3-7	.429	3-4	.750	0-0	---	2-2	4	4.0	0-0	1	1	0	0	9/9.0

Conference			3-Point						Rebounding									
Year	GP-GS	Min/Avg	FG-FGA	Pct	FG-FGA	Pct	FT-FTA	Pct	Off-Def	Tot	Avg	PF-FO	Ast	TO	Blk	Stl	Pts/Avg	
2021-22	---	---	---	---	---	---	---	---	---	---	---	---	---	---	---	---	---	
Total	---	---	---	---	---	---	---	---	---	---	---	---	---	---	---	---	---	

SEASON HIGHS

POINTS: 9 vs. St. Francis Bkn (11/9/21)
FIELD GOALS: 3 vs. St. Francis Bkn (11/9/21)
FG ATTEMPTS: 7 vs. St. Francis Bkn (11/9/21)
3-POINT FGS: 3 vs. St. Francis Bkn (11/9/21)
3-POINT FGAS: 4 vs. St. Francis Bkn (11/9/21)
FREE THROWS: --
FT ATTEMPTS: --
REBOUNDS: 4 vs. St. Francis Bkn (11/9/21)
ASSISTS: 1 vs. St. Francis Bkn (11/9/21)
BLOCKS: --
STEALS: --
MINUTES: 15 vs. St. Francis Bkn (11/9/21)

CAREER HIGHS

POINTS: 9 vs. St. Francis Bkn (11/9/21)
FIELD GOALS: 3 vs. St. Francis Bkn (11/9/21)
FG ATTEMPTS: 7 vs. St. Francis Bkn (11/9/21)
3-POINT FGS: 3 vs. St. Francis Bkn (11/9/21)
3-POINT FGAS: 4 vs. St. Francis Bkn (11/9/21)
FREE THROWS: --
FT ATTEMPTS: --
REBOUNDS: 4 vs. St. Francis Bkn (11/9/21)
ASSISTS: 1 vs. St. Francis Bkn (11/9/21)
BLOCKS: --
STEALS: --
MINUTES: 15 vs. St. Francis Bkn (11/9/21)

Individual Game by Game

13 | JUSTIN TAPHORN

Freshman | Guard | 6-5 | 198
Pekin, Ill. | Pekin High School

GAME-BY-GAME STATISTICS

Opponent	Date	gs	min	Total		3-Pointers		Free throws		Rebounds				pf	a	t/o	blk	stl	pts	avg
				fg-fga	pct	3fg-fga	pct	ft-fa	pct	off	def	tot	avg							
ST. FRANCIS BROOKLYN	11/09/21	1		0-0	.000	0-0	.000	0-0	.000	0	0	0	0.0	0	0	0	0	0	0	0.0
Totals		0	1	0-0	.000	0-0	.000	0-0	.000	0	0	0	0.0	0	0	0	0	0	0	0.0

Games played: 1
Minutes/game: 1.0

CAREER STATISTICS

Overall																	
3-Point										Rebounding							
Year	GP-GS	Min/Avg	FG-FGA	Pct	FG-FGA	Pct	FT-FTA	Pct	Off-Def	Tot	Avg	PF-FO	Ast	TO	Blk	Stl	Pts/Avg
2020-21	6-0	8/1.3	0-1	.000	0-1	.000	---	---	0-0	0	---	0-0	0	1	0	0	0/0.0
2021-22	1-0	1/1.0	0-0	.000	0-0	.000	---	---	0-0	0	---	0-0	0	0	0	0	0/0.0
Total	8-0	9/1.3	0-1	.000	0-1	.000	---	---	0-0	0	---	0-0	0	1	0	0	0/0.0
Overall																	
3-Point										Rebounding							
Year	GP-GS	Min/Avg	FG-FGA	Pct	FG-FGA	Pct	FT-FTA	Pct	Off-Def	Tot	Avg	PF-FO	Ast	TO	Blk	Stl	Pts/Avg
2020-21	2-0	2/1.0	0-0	---	0-0	---	0-0	---	0-0	0	0.0	0-0	0	0	0	0	0/0.0
2021-22	---	---	---	---	---	---	---	---	---	---	---	---	---	---	---	---	---/----
Total	2-0	2/1.0	0-0	---	0-0	---	0-0	---	0-0	0	0.0	0-0	0	0	0	0	0/0.0

SEASON HIGHS

POINTS: --
FIELD GOALS: --
FG ATTEMPTS: --
3-POINT FGS: --
3-POINT FGAS: --
FREE THROWS: --
FT ATTEMPTS: --
REBOUNDS: --
ASSISTS: --
BLOCKS: --
STEALS: --
MINUTES: 1 vs. St. Francis Bkn (11/9/21)

CAREER HIGHS

POINTS: --
FIELD GOALS: --
FG ATTEMPTS: 1 vs. Green Bay (12/1/20)
3-POINT FGS: --
3-POINT FGAS: 1 vs. Green Bay (12/1/20)
FREE THROWS: --
FT ATTEMPTS: --
REBOUNDS: --
ASSISTS: --
BLOCKS: --
STEALS: --
MINUTES: 4 vs. Louisville (12/19/20)

14 | CARTER GILMORE

Freshman | Forward | 6-7 | 215
Hartland, Wis. | Arrowhead High School

GAME-BY-GAME STATISTICS

Opponent	Date	gs	min	Total		3-Pointers		Free throws		Rebounds				pf	a	t/o	blk	stl	pts	avg
				fg-fga	pct	3fg-fga	pct	ft-fa	pct	off	def	tot	avg							
ST. FRANCIS BROOKLYN	11/09/21	7		2-2	1.000	0-0	.000	1-2	.500	0	1	1	1.0	0	1	0	1	1	5	5.0
Totals		0	7	2-2	1.000	0-0	.000	1-2	.500	0	1	1	1.0	0	1	0	1	1	5	5.0

Games played: 1
Minutes/game: 7.0
Points/game: 5.0
FG Pct: 100.0
FT Pct: 50.0

Rebounds/game: 1.0
Assists/game: 1.0
Assist/turnover ratio: 99.9
Steals/game: 1.0
Blocks/game: 1.0

CAREER STATISTICS

Overall																	
3-Point										Rebounding							
Year	GP-GS	Min/Avg	FG-FGA	Pct	FG-FGA	Pct	FT-FTA	Pct	Off-Def	Tot	Avg	PF-FO	Ast	TO	Blk	Stl	Pts/Avg
2020-21	9-0	17/1.9	1-5	.200	0-4	.000	0-0	.000	0-3	3	0.3	2-0	0	0	0	0	2/0.2
2021-22	1-0	7/7.0	2-2	1.000	0-0	.000	1-2	.500	0-1	1	1.0	0-0	1	0	1	1	5/5.0
Total	10-0	24/2.4	3-7	.429	0-4	.000	1-2	.500	0-4	4	0.4	2-0	1	0	1	1	7/0.7
Overall																	
3-Point										Rebounding							
Year	GP-GS	Min/Avg	FG-FGA	Pct	FG-FGA	Pct	FT-FTA	Pct	Off-Def	Tot	Avg	PF-FO	Ast	TO	Blk	Stl	Pts/Avg
2020-21	4-0	8/2.0	0-2	.000	0-2	.000	0-0	---	0-1	1	0.3	1-0	0	0	0	0	0/0.0
2021-22	---	---	---	---	---	---	---	---	---	---	---	---	---	---	---	---	---/---
Total	4-0	8/2.0	0-0	---	0-0	---	0-0	---	0-0	0	0.0	0-0	0	0	0	0	0/0.0

SEASON HIGHS

POINTS: 5 vs. St. Francis Bkn (11/9/21)
FIELD GOALS: 2 vs. St. Francis Bkn (11/9/21)
FG ATTEMPTS: 2 vs. St. Francis Bkn (11/9/21)
3-POINT FGS: --
3-POINT FGAS: --
FREE THROWS: 1 vs. St. Francis Bkn (11/9/21)
FT ATTEMPTS: 2 vs. St. Francis Bkn (11/9/21)
REBOUNDS: 1 vs. St. Francis Bkn (11/9/21)
ASSISTS: 1 vs. St. Francis Bkn (11/9/21)
BLOCKS: --
STEALS: 1 vs. St. Francis Bkn (11/9/21)
MINUTES: 7 vs. St. Francis Bkn (11/9/21)

CAREER HIGHS

POINTS: 5 vs. St. Francis Bkn (11/9/21)
FIELD GOALS: 2 vs. St. Francis Bkn (11/9/21)
FG ATTEMPTS: 2 (2x) MR vs. St. Francis Bkn (11/9/21)
3-POINT FGS: --
3-POINT FGAS: 2 at Northwestern (2/21/21)
FREE THROWS: 1 vs. St. Francis Bkn (11/9/21)
FT ATTEMPTS: 2 vs. St. Francis Bkn (11/9/21)
REBOUNDS: 2 vs. Ark-Pine Bluff (11/27/20)
ASSISTS: 1 vs. St. Francis Bkn (11/9/21)
BLOCKS: --
STEALS: 1 vs. St. Francis Bkn (11/9/21)
MINUTES: 7 vs. St. Francis Bkn (11/9/21)

Individual Game by Game

35 | MARKUS ILVER

Freshman | Forward | 6-8 | 247
Tallinn, Estonia | Western Reserve Academy

GAME-BY-GAME STATISTICS

Opponent	Date	gs	min	Total		3-Pointers		Free throws		Rebounds				pf	a	to	blk	stl	pts	avg
				fg-fga	pct	3fg-fga	pct	ft-fia	pct	off	def	tot	avg							
ST. FRANCIS BROOKLYN	11/09/21	7		1-2	.500	0-1	.000	0-0	.000	0	0	0	0.0	1	0	0	0	0	2	2.0
Totals		0	7	1-2	.500	0-1	.000	0-0	.000	0	0	0	0.0	1	0	0	0	0	2	2.0

Games played: 1
Minutes/game: 7.0
Points/game: 2.0
FG Pct: 50.0
3FG Pct: 0.0

CAREER STATISTICS

Overall		3-Point				Rebounding													
Year	GP-GS	Min/Avg	FG-FGA	Pct	FG-FGA	Pct	FT-FTA	Pct	Off-Def	Tot	Avg	PF-FO	Ast	TO	Blk	Stl	Pts/Avg		
2021-22	1-0	6/6.0	1-2	.500	0-1	.000	0-0	---	0-0	0	0.0	1-0	0	0	0	0	2/2.0		
Total	1-0	6/6.0	1-2	.500	0-1	.000	0-0	---	0-0	0	0.0	1-0	0	0	0	0	2/2.0		

Conference		3-Point				Rebounding													
Year	GP-GS	Min/Avg	FG-FGA	Pct	FG-FGA	Pct	FT-FTA	Pct	Off-Def	Tot	Avg	PF-FO	Ast	TO	Blk	Stl	Pts/Avg		
2021-22	---	---/---	---	---	---	---	---	---	---	---	---	---	---	---	---	---	---/---		
Total	---	---/---	---	---	---	---	---	---	---	---	---	---	---	---	---	---	---/---		

SEASON HIGHS

POINTS: 2 vs. St. Francis Bkn (11/9/21)
FIELD GOALS: 1 vs. St. Francis Bkn (11/9/21)
FG ATTEMPTS: 2 vs. St. Francis Bkn (11/9/21)
3-POINT FGS: --
3-POINT FGAS: 1 vs. St. Francis Bkn (11/9/21)
FREE THROWS: --
FT ATTEMPTS: --
REBOUNDS: --
ASSISTS: --
BLOCKS: --
STEALS: --
MINUTES: 7 vs. St. Francis Bkn (11/9/21)

CAREER HIGHS

POINTS: 2 vs. St. Francis Bkn (11/9/21)
FIELD GOALS: 1 vs. St. Francis Bkn (11/9/21)
FG ATTEMPTS: 2 vs. St. Francis Bkn (11/9/21)
3-POINT FGS: --
3-POINT FGAS: 1 vs. St. Francis Bkn (11/9/21)
FREE THROWS: --
FT ATTEMPTS: --
REBOUNDS: --
ASSISTS: --
BLOCKS: --
STEALS: --
MINUTES: 7 vs. St. Francis Bkn (11/9/21)

SEASON STATISTICS

Updated Through November 9, 2021

RECORD:	OVERALL	HOME	AWAY	NEUTRAL
ALL GAMES	1-0	1-0	0-0	0-0
CONFERENCE	0-0	0-0	0-0	0-0
NON-CONFERENCE	1-0	1-0	0-0	0-0

##	Player	gp-gs	min	avg	Total		3-Point		F-Throw		Rebounds				pf	dq	a	to	blk	stl	pts	avg
					fg-fga	fg%	3fg-fga	3fg%	ft-fa	ft%	off	def	tot	avg								
01	Johnny Davis	1-1	26	26.0	6-15	.400	2-6	.333	1-2	.500	1	2	3	3.0	0	0	5	0	0	2	15	15.0
23	Chucky Hepburn	1-1	24	24.0	4-7	.571	2-3	.667	3-4	.750	0	1	1	1.0	3	0	1	2	0	0	13	13.0
22	Steven Crowl	1-1	19	19.0	4-9	.444	0-1	.000	3-3	1.000	3	5	8	8.0	0	0	0	2	1	0	11	11.0
11	Lorne Bowman II	1-0	15	15.0	3-7	.429	3-4	.750	0-0	.000	2	2	4	4.0	0	0	1	1	0	0	9	9.0
34	Brad Davison	1-1	23	23.0	3-8	.375	2-4	.500	0-1	.000	0	6	6	6.0	2	0	2	1	0	2	8	8.0
05	Tyler Wahl	1-1	17	17.0	1-3	.333	0-1	.000	3-4	.750	1	3	4	4.0	2	0	1	2	0	0	5	5.0
14	Carter Gilmore	1-0	7	7.0	2-2	1.000	0-0	.000	1-2	.500	0	1	1	1.0	0	0	1	0	1	1	5	5.0
20	Ben Carlson	1-0	19	19.0	2-3	.667	0-0	.000	0-0	.000	2	3	5	5.0	0	0	0	0	0	0	4	4.0
00	Jahcobi Neath	1-0	18	18.0	1-5	.200	0-0	.000	2-2	1.000	2	0	2	2.0	0	0	0	1	0	0	4	4.0
02	Jordan Davis	1-0	4	4.0	1-2	.500	1-2	.500	0-0	.000	0	0	0	0.0	0	0	0	1	0	0	3	3.0
35	Markus Ilver	1-0	7	7.0	1-2	.500	0-1	.000	0-0	.000	0	0	0	0.0	1	0	0	0	0	0	2	2.0
33	Chris Vogt	1-0	17	17.0	1-3	.333	0-0	.000	0-0	.000	2	7	9	9.0	2	0	1	0	2	1	2	2.0
04	Carter Higginbottom	1-0	1	1.0	0-0	.000	0-0	.000	0-0	.000	0	0	0	0.0	0	0	0	1	0	0	0	0.0
10	Isaac Lindsey	1-0	2	2.0	0-0	.000	0-0	.000	0-0	.000	0	0	0	0.0	0	0	0	0	0	0	0	0.0
13	Justin Taphorn	1-0	1	1.0	0-0	.000	0-0	.000	0-0	.000	0	0	0	0.0	0	0	0	0	0	0	0	0.0
Team											2	3	5					1				
Total.....		1	200		29-66	.439	10-22	.455	13-18	.722	15	33	48	48.0	10	0	12	12	4	6	81	81.0
Opponents.....		1	200		25-63	.397	5-21	.238	3-4	.750	6	25	31	31.0	15	0	5	12	4	8	58	58.0

TEAM STATISTICS	WIS	OPP
SCORING	81	58
Points per game	81.0	58.0
Scoring margin	+23.0	-
FIELD GOALS-ATT	29-66	25-63
Field goal pct	.439	.397
3 POINT FG-ATT	10-22	5-21
3-point FG pct	.455	.238
3-pt FG made per game	10.0	5.0
FREE THROWS-ATT	13-18	3-4
Free throw pct	.722	.750
F-Throws made per game	13.0	3.0
REBOUNDS	48	31
Rebounds per game	48.0	31.0
Rebounding margin	+17.0	-
ASSISTS	12	5
Assists per game	12.0	5.0
TURNOVERS	12	12
Turnovers per game	12.0	12.0
Turnover margin	+0.0	-
Assist/turnover ratio	1.0	0.4
STEALS	6	8
Steals per game	6.0	8.0
BLOCKS	4	4
Blocks per game	4.0	4.0
ATTENDANCE	15735	0
Home games-Avg/Game	1-15735	0-0
Neutral site-Avg/Game	-	0-0

Date	Opponent	Score	Att.
11/09/21	ST. FRANCIS BROOKLYN	w 81-58	15735

* - Conference game

Score by Periods	1st	2nd	Totals
Wisconsin	42	39	81
Opponents	21	37	58

HOME STATISTICS

Updated Through November 9, 2021

RECORD:	OVERALL	HOME	AWAY	NEUTRAL
ALL GAMES	1-0	1-0	0-0	0-0
CONFERENCE	0-0	0-0	0-0	0-0
NON-CONFERENCE	1-0	1-0	0-0	0-0

##	Player	gp-gs	min	avg	Total		3-Point		F-Throw		Rebounds				pf	dq	a	to	blk	stl	pts	avg
					fg-fga	fg%	3fg-fga	3fg%	ft-fa	ft%	off	def	tot	avg								
01	Johnny Davis	1-1	26	26.0	6-15	.400	2-6	.333	1-2	.500	1	2	3	3.0	0	0	5	0	0	2	15	15.0
23	Chucky Hepburn	1-1	24	24.0	4-7	.571	2-3	.667	3-4	.750	0	1	1	1.0	3	0	1	2	0	0	13	13.0
22	Steven Crowl	1-1	19	19.0	4-9	.444	0-1	.000	3-3	1.000	3	5	8	8.0	0	0	0	2	1	0	11	11.0
11	Lorne Bowman II	1-0	15	15.0	3-7	.429	3-4	.750	0-0	.000	2	2	4	4.0	0	0	1	1	0	0	9	9.0
34	Brad Davison	1-1	23	23.0	3-8	.375	2-4	.500	0-1	.000	0	6	6	6.0	2	0	2	1	0	2	8	8.0
05	Tyler Wahl	1-1	17	17.0	1-3	.333	0-1	.000	3-4	.750	1	3	4	4.0	2	0	1	2	0	0	5	5.0
14	Carter Gilmore	1-0	7	7.0	2-2	1.000	0-0	.000	1-2	.500	0	1	1	1.0	0	0	1	0	1	1	5	5.0
20	Ben Carlson	1-0	19	19.0	2-3	.667	0-0	.000	0-0	.000	2	3	5	5.0	0	0	0	0	0	0	4	4.0
00	Jahcobi Neath	1-0	18	18.0	1-5	.200	0-0	.000	2-2	1.000	2	0	2	2.0	0	0	0	1	0	0	4	4.0
02	Jordan Davis	1-0	4	4.0	1-2	.500	1-2	.500	0-0	.000	0	0	0	0.0	0	0	0	1	0	0	3	3.0
35	Markus Ilver	1-0	7	7.0	1-2	.500	0-1	.000	0-0	.000	0	0	0	0.0	1	0	0	0	0	0	2	2.0
33	Chris Vogt	1-0	17	17.0	1-3	.333	0-0	.000	0-0	.000	2	7	9	9.0	2	0	1	0	2	1	2	2.0
04	Carter Higginbottom	1-0	1	1.0	0-0	.000	0-0	.000	0-0	.000	0	0	0	0.0	0	0	0	1	0	0	0	0.0
10	Isaac Lindsey	1-0	2	2.0	0-0	.000	0-0	.000	0-0	.000	0	0	0	0.0	0	0	0	0	0	0	0	0.0
13	Justin Taphorn	1-0	1	1.0	0-0	.000	0-0	.000	0-0	.000	0	0	0	0.0	0	0	0	0	0	0	0	0.0
Team											2	3	5					1				
Total.....		1	200		29-66	.439	10-22	.455	13-18	.722	15	33	48	48.0	10	0	12	12	4	6	81	81.0
Opponents.....		1	200		25-63	.397	5-21	.238	3-4	.750	6	25	31	31.0	15	0	5	12	4	8	58	58.0

TEAM STATISTICS

WIS OPP

SCORING	81	58
Points per game	81.0	58.0
Scoring margin	+23.0	-
FIELD GOALS-ATT	29-66	25-63
Field goal pct	.439	.397
3 POINT FG-ATT	10-22	5-21
3-point FG pct	.455	.238
3-pt FG made per game	10.0	5.0
FREE THROWS-ATT	13-18	3-4
Free throw pct	.722	.750
F-Throws made per game	13.0	3.0
REBOUNDS	48	31
Rebounds per game	48.0	31.0
Rebounding margin	+17.0	-
ASSISTS	12	5
Assists per game	12.0	5.0
TURNOVERS	12	12
Turnovers per game	12.0	12.0
Turnover margin	+0.0	-
Assist/turnover ratio	1.0	0.4
STEALS	6	8
Steals per game	6.0	8.0
BLOCKS	4	4
Blocks per game	4.0	4.0
ATTENDANCE	15735	0
Home games-Avg/Game	1-15735	0-0
Neutral site-Avg/Game	-	0-0

Date	Opponent	Score	Att.
11/09/21	ST. FRANCIS BROOKLYN	w 81-58	15735

* - Conference game

Score by Periods	1st	2nd	Totals
Wisconsin	42	39	81
Opponents	21	37	58

GAME-BY-GAME STATISTICS

WISCONSIN

Opponent	Date	Score		Total		3-Pointers		Free throws		Rebounds											
				fg-fga	pct	3fg-fga	pct	ft-fta	pct	off	def	tot	avg	pf	a	t/o	blk	stl	pts	avg	
ST. FRANCIS BROOKLYN	11/09/21	81-58	W	29-66	.439	10-22	.455	13-18	.722	15	33	48	48.0	10	12	12	4	6	81	81.0	
Wisconsin		81		29-66	.439	10-22	.455	13-18	.722	15	33	48	48.0	10	12	12	4	6	81	81.0	
Opponents		58		25-63	.397	5-21	.238	3-4	.750	6	25	31	31.0	15	5	12	4	8	58	58.0	

Games played: 1
Points/game: 81.0
FG Pct: 43.9
3FG Pct: 45.5
FT Pct: 72.2

Rebounds/game: 48.0
Assists/game: 12.0
Turnovers/game: 12.0
Assist/turnover ratio: 1.0
Steals/game: 6.0
Blocks/game: 4.0

OPPONENT

Opponent	Date	Score		Total		3-Pointers		Free throws		Rebounds											
				fg-fga	pct	3fg-fga	pct	ft-fta	pct	off	def	tot	avg	pf	a	t/o	blk	stl	pts	avg	
ST. FRANCIS BROOKLYN	11/09/21	81-58	W	25-63	.397	5-21	.238	3-4	.750	6	25	31	31.0	15	5	12	4	8	58	58.0	
Opponents		58		25-63	.397	5-21	.238	3-4	.750	6	25	31	31.0	15	5	12	4	8	58	58.0	
Wisconsin		81		29-66	.439	10-22	.455	13-18	.722	15	33	48	48.0	10	12	12	4	6	81	81.0	

Games played: 1
Points/game: 58.0
FG Pct: 39.7
3FG Pct: 23.8
FT Pct: 75.0

Rebounds/game: 31.0
Assists/game: 5.0
Turnovers/game: 12.0
Assist/turnover ratio: 0.4
Steals/game: 8.0
Blocks/game: 4.0

GAME 1: WISCONSIN 81, ST. FRANCIS BROOKLYN 58

Nov. 9, 2021 • Madison, Wis. • Kohl Center



Official Basketball Box Score - Final
St. Francis Brooklyn at Wisconsin
 11/09/21 Kohl Center, Madison
 2021-22 Men's Basketball

Game Time: 7:00 PM
 Game Duration: 1:48
 Attendance: 15,735

Officials: Rob Riley, Lamont Simpson, Michael Kibitz (Jr.)

St. Francis Brooklyn - 58

Record: 0-4

NO.	Name	Min	FG M-A	3P M-A	FT M-A	Rebounds OR DR TOT	Fouls PF FD	TP	AS	TO	ST	Blocks BS BA	+/-
1	Patrick Emilien	F 34:16	8-11	1-3	1-2	0 5 5	0 5 18	0	0	1	0	0	-20
12	Vuk Stevanic	F 19:20	1-3	0-1	0-0	1 1 2	0 1 2	0	0	0	2	0	-14
0	Tedrick Wilcox Jr.	G 12:13	1-3	1-2	0-0	0 2 2	4 0 3	0	0	1	0	0	-8
3	Rob Higgins	G 25:11	1-9	0-1	2-2	0 0 0	3 1 4	2	2	3	0	2	-12
11	Michael Cabbage	G 28:47	5-13	0-3	0-0	1 6 7	2 1 10	0	3	1	0	0	-24
32	Jack Hemphill	15:41	3-7	1-4	0-0	2 1 3	0 1 7	2	1	0	2	0	-9
5	Larry Moreno	15:11	0-5	0-4	0-0	0 1 1	1 1 1	0	0	1	0	0	-17
15	Trey Quarlesbaum	24:58	4-6	2-3	0-0	1 4 5	2 0 10	0	2	1	0	0	-18
24	Bahattin Halikani	10:43	0-2	0-0	0-0	0 1 1	1 0 0	0	1	0	0	1	-3
10	D/Andre Howell-South	08:37	2-3	0-0	0-0	0 0 0	2 0 4	0	1	1	0	1	3
31	Kasper Suurong	05:03	0-1	0-0	0-0	0 0 0	0 0 0	1	1	0	0	0	7
Team						1 4 5	0	0					
Totals			25-63	5-21	3-4	6 25 31	15 10 58	5	12	8	4	4	-23

Technical Fouls: NONE

Shooting By Period		
1 st FG%	9-31	29.0%
3PT%	3-13	23.1%
FT%	0-0	0%
2 nd FG%	16-32	50.0%
3PT%	2-8	25.0%
FT%	3-4	75%
GM FG%	25-63	39.7%
3PT%	5-21	23.8%
FT%	3-4	75.0%

Dead Ball Rebounds: 0, 0

Wisconsin - 81

Record: 1-0

NO.	Name	Min	FG M-A	3P M-A	FT M-A	Rebounds OR DR TOT	Fouls PF FD	TP	AS	TO	ST	Blocks BS BA	+/-
5	Tyler Wahl	F 17:09	1-3	0-1	3-4	1 3 4	2 2 2	5	1	2	0	0	6
22	Steven Crowl	F 18:56	4-9	0-1	3-3	3 5 8	0 2 11	0	2	0	1	1	11
1	Johnny Davis	G 26:25	6-15	2-6	1-2	1 2 3	0 4 15	5	0	2	0	0	23
23	Chucky Hepburn	G 23:14	4-7	2-3	3-4	0 1 1	3 2 13	1	2	0	0	0	19
34	Brad Davison	G 23:39	3-8	2-4	0-1	0 6 6	2 1 8	2	1	2	0	1	21
20	Ben Carlson	19:30	2-3	0-0	0-0	2 3 5	0 1 4	0	0	0	0	0	12
33	Chris Vogt	16:49	1-3	0-0	0-0	2 7 9	2 0 2	1	0	1	2	0	14
0	Jahcobi Neath	17:33	1-5	0-0	2-2	2 0 2	0 1 4	0	1	0	0	1	10
11	Lorne Bowman II	15:17	3-7	3-4	0-0	2 2 4	0 0 9	1	1	0	0	1	10
14	Carter Gilmore	07:00	2-2	0-0	1-2	0 1 1	0 2 5	1	0	1	1	0	2
35	Markus Iiver	06:32	1-2	0-1	0-0	0 0 0	1 0 1	2	0	0	0	0	1
2	Jordan Davis	04:13	1-2	1-2	0-0	0 0 0	0 0 3	0	1	0	0	0	-4
10	Isaac Lindsey	02:14	0-0	0-0	0-0	0 0 0	0 0 0	0	0	0	0	0	-4
4	Carter Higginbottom	00:48	0-0	0-0	0-0	0 0 0	0 0 0	0	1	0	0	0	-7
13	Justin Taphorn	00:41	0-0	0-0	0-0	0 0 0	0 0 0	0	0	0	0	0	1
Team						2 3 5	0	1					
Totals			29-66	10-22	13-18	15 33 48	10 15 81	12	12	6	4	4	23

Technical Fouls: NONE

Shooting By Period		
1 st FG%	15-32	46.9%
3PT%	5-10	50.0%
FT%	7-9	77.8%
2 nd FG%	14-34	41.2%
3PT%	5-12	41.7%
FT%	6-9	66.7%
GM FG%	29-66	43.9%
3PT%	10-22	45.5%
FT%	13-18	72.2%

Dead Ball Rebounds: 2, 0

	SFB	UW
Biggest lead	1 (1 st 18:01)	32 (2 nd 8:33)
Best Scoring Run	11 (2 nd 18:07)	15 (1 st 5:33)
Lead Changes	2	
Times Tied	0	
Time with Lead	01:54	37:18

Points from	SFB	UW
Turnovers	19	21
Paint	26	36
Second Chance	4	11
Fast Breaks	1	13
Bench	21	29

Period by Period Scoring			
	1st	2nd	TOT
SFB	21	37	58
UW	42	39	81

NOTES: Chucky Hepburn became the first true freshman to start in a season opener for UW since Devin Harris in 2001...**Johnny Davis** made his first career start, tallying 15 points and a career-high 5 assists...**Steven Crowl** made his first career start, setting career highs in points (11) and rebounds (8)...UW won its sixth-straight home opener, and for the 23rd time in the last 24 years...UW improved to 6-0 in home openers under **Greg Gard**.

SPECIAL STATISTICS

Game	Pts off T/O (Wis / Opp)	Pts in Paint (Wis / Opp)	2nd Chance Pts (Wis / Opp)	Fast Break Pts (Wis / Opp)	Bench Pts (Wis / Opp)
11/9/21 vs. St. Francis Bkn	21 / 19	36 / 26	11 / 4	13 / 1	29 / 21
RUNNING TOTAL	21 / 19	36 / 26	11 / 4	13 / 1	29 / 21
PER GAME AVERAGE	21.0 / 19.0	36.0 / 26.0	11.0 / 4.0	13.0 / 1.0	29.0 / 21.0

TEAM SUPERLATIVES

WISCONSIN	HIGH		LOW	
• Points	81	ST. FRANCIS BROOKLYN (11/9/21)	--	--
• First-Half Points	42	ST. FRANCIS BROOKLYN (11/9/21)	--	--
• Second-Half Points	39	ST. FRANCIS BROOKLYN (11/9/21)	--	--
• Field Goals Made	29	ST. FRANCIS BROOKLYN (11/9/21)	--	--
• Field Goal Attempts	66	ST. FRANCIS BROOKLYN (11/9/21)	--	--
• Field Goal Percentage	.439 (29-66)	ST. FRANCIS BROOKLYN (11/9/21)	--	--
• 3-Point Field Goals Made	10	ST. FRANCIS BROOKLYN (11/9/21)	--	--
• 3-Point Field Goal Attempts	22	ST. FRANCIS BROOKLYN (11/9/21)	--	--
• 3-Point Field Goal Pct. (min. 10 att.)	.455 (10-22)	ST. FRANCIS BROOKLYN (11/9/21)	--	--
• Free Throws Made	13	ST. FRANCIS BROOKLYN (11/9/21)	--	--
• Free Throw Attempts	18	ST. FRANCIS BROOKLYN (11/9/21)	--	--
• Free Throw Pct. (min. 12 att.)	.722 (13-18)	ST. FRANCIS BROOKLYN (11/9/21)	--	--
• Offensive Rebounds	15	ST. FRANCIS BROOKLYN (11/9/21)	--	--
• Defensive Rebounds	33	ST. FRANCIS BROOKLYN (11/9/21)	--	--
• Total Rebounds	48	ST. FRANCIS BROOKLYN (11/9/21)	--	--
• Fouls	10	ST. FRANCIS BROOKLYN (11/9/21)	--	--
• Assists	12	ST. FRANCIS BROOKLYN (11/9/21)	--	--
• Turnovers	12	ST. FRANCIS BROOKLYN (11/9/21)	--	--
• Steals	6	ST. FRANCIS BROOKLYN (11/9/21)	--	--
• Blocked Shots	4	ST. FRANCIS BROOKLYN (11/9/21)	--	--

OPPONENT	HIGH		LOW	
• Points	58	ST. FRANCIS BROOKLYN (11/9/21)	--	--
• First-Half Points	21	ST. FRANCIS BROOKLYN (11/9/21)	--	--
• Second-Half Points	37	ST. FRANCIS BROOKLYN (11/9/21)	--	--
• Field Goals Made	25	ST. FRANCIS BROOKLYN (11/9/21)	--	--
• Field Goal Attempts	63	ST. FRANCIS BROOKLYN (11/9/21)	--	--
• Field Goal Percentage	.397 (25-63)	ST. FRANCIS BROOKLYN (11/9/21)	--	--
• 3-Point Field Goals Made	5	ST. FRANCIS BROOKLYN (11/9/21)	--	--
• 3-Point Field Goal Attempts	21	ST. FRANCIS BROOKLYN (11/9/21)	--	--
• 3-Point Field Goal Pct. (min. 10 att.)	.238 (5-21)	ST. FRANCIS BROOKLYN (11/9/21)	--	--
• Free Throws Made	3	ST. FRANCIS BROOKLYN (11/9/21)	--	--
• Free Throw Attempts	4	ST. FRANCIS BROOKLYN (11/9/21)	--	--
• Free Throw Pct. (min. 10 att.)	.750 (3-4)	ST. FRANCIS BROOKLYN (11/9/21)	--	--
• Offensive Rebounds	6	ST. FRANCIS BROOKLYN (11/9/21)	--	--
• Defensive Rebounds	25	ST. FRANCIS BROOKLYN (11/9/21)	--	--
• Total Rebounds	31	ST. FRANCIS BROOKLYN (11/9/21)	--	--
• Fouls	15	ST. FRANCIS BROOKLYN (11/9/21)	--	--
• Assists	5	ST. FRANCIS BROOKLYN (11/9/21)	--	--
• Turnovers	12	ST. FRANCIS BROOKLYN (11/9/21)	--	--
• Steals	8	ST. FRANCIS BROOKLYN (11/9/21)	--	--
• Blocked Shots	4	ST. FRANCIS BROOKLYN (11/9/21)	--	--

MISCELLANEOUS	HIGH		SECOND-HIGHEST	
• UW's Largest Deficit Overcome in Win	1 (2-3, 18:01 1H)	ST. FRANCIS BROOKLYN (11/9/21)	--	
• UW's Largest Deficit Overcome in Win (2nd Half/OT)	--		--	
• UW's Largest Lead Surrendered in Loss	--		--	
• UW's Largest Lead Surrendered in Loss (2nd Half/OT)	--		--	
• UW's Largest Halftime Lead	21	ST. FRANCIS BROOKLYN (11/9/21)	--	
• UW's Largest Halftime Deficit	--		--	
• UW's Largest Lead	32 (65-33, 8:33 2H)	ST. FRANCIS BROOKLYN (11/9/21)	--	
• UW's Largest Deficit	1 (2-3, 18:01 1H)	ST. FRANCIS BROOKLYN (11/9/21)	--	

INDIVIDUAL SUPERLATIVES

WISCONSIN	HIGH		SECOND-HIGHEST	
• Points	15	Johnny Davis (SF BROOKLYN - 11/9/21)	13	Chucky Hepburn (SF BROOKLYN - 11/9/21)
• First-Half Points	9	Chucky Hepburn (SF BROOKLYN - 11/9/21)	6	Davis & Davison (SF BROOKLYN - 11/9/21)
• Second-Half Points	9	Johnny Davis (SF BROOKLYN - 11/9/21)	7	Steven Crawl (SF BROOKLYN - 11/9/21)
• Field Goals Made	6	Johnny Davis (SF BROOKLYN - 11/9/21)	4	Crawl & Hepburn (SF BROOKLYN - 11/9/21)
• Field Goal Attempts	15	Johnny Davis (SF BROOKLYN - 11/9/21)	9	Steven Crawl (SF BROOKLYN - 11/9/21)
• Field Goal Percentage (min. 4 att.)	.571 (4-7)	Chucky Hepburn (SF BROOKLYN - 11/9/21)	.444 (4-9)	Steven Crawl (SF BROOKLYN - 11/9/21)
• 3-Point Field Goals Made	3	Lorne Bowman II (SF BROOKLYN - 11/9/21)	2	3 Badgers (SF BROOKLYN - 11/9/21)
• 3-Point Field Goal Attempts	6	Johnny Davis (SF BROOKLYN - 11/9/21)	4	Davison & Bowman (SF BROOKLYN - 11/9/21)
• 3-Point Field Goal Pct. (min. 3 made)	.750 (3-4)	Lorne Bowman II (SF BROOKLYN - 11/9/21)	--	--
• Free Throws Made	3	3 Badgers (SF BROOKLYN - 11/9/21)	2	Jahcobi Neath (SF BROOKLYN - 11/9/21)
• Free Throw Attempts	4	Hepburn & Wahl (SF BROOKLYN - 11/9/21)	3	Steven Crawl (SF BROOKLYN - 11/9/21)
• Free Throw Pct. (min. 4 att.)	.750 (3-4)	Hepburn & Wahl (SF BROOKLYN - 11/9/21)	--	--
• Offensive Rebounds	3	Steven Crawl (SF BROOKLYN - 11/9/21)	2	4 Badgers (SF BROOKLYN - 11/9/21)
• Defensive Rebounds	7	Chris Vogt (SF BROOKLYN - 11/9/21)	6	Brad Davison (SF BROOKLYN - 11/9/21)
• Total Rebounds	9	Chris Vogt (SF BROOKLYN - 11/9/21)	8	Steven Crawl (SF BROOKLYN - 11/9/21)
• Fouls	3	Chucky Hepburn (SF BROOKLYN - 11/9/21)	2	3 Badgers (SF BROOKLYN - 11/9/21)
• Assists	5	Johnny Davis (SF BROOKLYN - 11/9/21)	2	Brad Davison (SF BROOKLYN - 11/9/21)
• Turnovers	2	3 Badgers (SF BROOKLYN - 11/9/21)	1	5 Badgers (SF BROOKLYN - 11/9/21)
• Steals	2	Davis & Davison (SF BROOKLYN - 11/9/21)	1	Gilmore & Vogt (SF BROOKLYN - 11/9/21)
• Blocked Shots	2	Chris Vogt (SF BROOKLYN - 11/9/21)	1	Crawl & Gilmore (SF BROOKLYN - 11/9/21)

OPPONENT	HIGH		SECOND-HIGHEST	
• Points	18	Patrick Emilien (SF BROOKLYN - 11/9/21)	10	2 Terriers (SF BROOKLYN - 11/9/21)
• First-Half Points	11	Patrick Emilien (SF BROOKLYN - 11/9/21)	3	2 Terriers (SF BROOKLYN - 11/9/21)
• Second-Half Points	8	Michael Cubbage (SF BROOKLYN - 11/9/21)	7	2 Terriers (SF BROOKLYN - 11/9/21)
• Field Goals Made	8	Patrick Emilien (SF BROOKLYN - 11/9/21)	5	Michael Cubbage (SF BROOKLYN - 11/9/21)
• Field Goal Attempts	13	Michael Cubbage (SF BROOKLYN - 11/9/21)	11	Patrick Emilien (SF BROOKLYN - 11/9/21)
• Field Goal Percentage (min. 4 att.)	.727 (8-11)	Patrick Emilien (SF BROOKLYN - 11/9/21)	.667 (4-6)	Trey Quartlebaum (SF BROOKLYN - 11/9/21)
• 3-Point Field Goals Made	2	Trey Quartlebaum (SF BROOKLYN - 11/9/21)	1	3 Terriers (SF BROOKLYN - 11/9/21)
• 3-Point Field Goal Attempts	4	Jack Hemphill (SF BROOKLYN - 11/9/21)	3	2 Terriers (SF BROOKLYN - 11/9/21)
• 3-Point Field Goal Pct. (min. 3 made)	--	--	--	--
• Free Throws Made	2	Rob Higgins (SF BROOKLYN - 11/9/21)	1	Patrick Emilien (SF BROOKLYN - 11/9/21)
• Free Throw Attempts	2	Rob Higgins (SF BROOKLYN - 11/9/21)	2	Patrick Emilien (SF BROOKLYN - 11/9/21)
• Free Throw Pct. (min. 4 att.)	--	--	--	--
• Offensive Rebounds	2	Jack Hemphill (SF BROOKLYN - 11/9/21)	1	3 Terriers (SF BROOKLYN - 11/9/21)
• Defensive Rebounds	6	Michael Cubbage (SF BROOKLYN - 11/9/21)	5	Patrick Emilien (SF BROOKLYN - 11/9/21)
• Total Rebounds	7	Michael Cubbage (SF BROOKLYN - 11/9/21)	5	2 Terriers (SF BROOKLYN - 11/9/21)
• Fouls	4	Tedrick Wilcox Jr. (SF BROOKLYN - 11/9/21)	3	Rob Higgins (SF BROOKLYN - 11/9/21)
• Assists	2	2 Terriers (SF BROOKLYN - 11/9/21)	--	--
• Turnovers	3	Michael Cubbage (SF BROOKLYN - 11/9/21)	2	2 Terriers (SF BROOKLYN - 11/9/21)
• Steals	3	Rob Higgins (SF BROOKLYN - 11/9/21)	1	5 Terriers (SF BROOKLYN - 11/9/21)
• Blocked Shots	2	2 Terriers (SF BROOKLYN - 11/9/21)	--	--

THE LAST TIME WISCONSIN...

Wisconsin Team

UW ranked No. 1 in AP Top 25: Feb. 21, 2007
UW ranked in AP Top 25: No. 25 (3/1/21)
UW ranked in USA Today Coaches Poll: No. 24 (2/22/21)
Played AP No. 1-ranked opponent: Win vs. Villanova, 65-62 (3/18/17)
Defeated AP No. 1-ranked opponent: Villanova, 65-62 (3/18/17)
Played AP No. 2-ranked opponent: Win vs. Michigan, 64-54 (1/19/19)
Defeated opponent ranked 3-10 by AP: No. 5 Ohio State, 61-57 (1/3/20)
Defeated opponent ranked 11-25 by AP: No. 21 Minnesota, 71-59 (12/31/20)
Defeated AP Top 25 opponent on the road: No. 12 Michigan State, 85-76 (12/25/20)

Scoring

Scored 20 or more points: 29, Brad Davison, & 21, D'Mitrik Trice vs. North Carolina (3/19/21)
Scored 30 or more points: 30, Brad Davison at Nebraska (2/15/20)
Scored 40 or more points: 43, Frank Kaminsky vs. North Dakota (11/19/13)
Two or more Badgers scored 30 points, same game: Joe Franklin (31) and Chuck Nagle (30) vs. Purdue (3/2/68) — only other time this happened in school history was Jack Brens (31) and Ken Siebel (31) vs. Utah (12/28/62)
Two or more Badgers scored 20 points, same game: Brad Davison (29) and D'Mitrik Trice (21) vs. North Carolina (3/19/21)
Three or more Badgers scored 20 points, same game: Jon Leuer (24), Josh Gasser (21), Jordan Taylor (20), vs. PVAMU (11/14/10)
Scored 20 points in one half: D'Mitrik Trice (25 in 2nd) vs. Illinois (2/27/21)
Scored 20 points/two straight games: D'Mitrik Trice (21 vs. Indiana, 1/7/21 and 20 at Michigan, 1/12/21)
Scored 20 points/three straight games: Ethan Happ (21 vs. Purdue, 2/15/18; 29 vs. Michigan, 2/11/18; 27 at Illinois, 2/8/18)
Scored 20 points/four straight games: Jordan Taylor (28 vs. Indiana, 1/20/11; 22 vs. Illinois, 1/15/11; 21 at Michigan State, 1/11/11; 20 vs. Michigan, 1/5/11)
Scored 30 points/two straight games: Michael Finley (30 at Michigan, 1/29/94; 32 vs. Michigan State, 2/2/94)
No Badger scored in double figures: vs. Marquette (12/8/12)
One Badger scored in double figures: 15, Ethan Happ at Purdue (1/16/18)
Four players scored in double figures: D'Mitrik Trice (12), Nate Reuvers (11), Johnny Davis (10), Micah Potter (10) vs. Baylor (3/21/21)
Five players scored in double figures: Brad Davison (15), Aleem Ford (11), Micah Potter (11), Nate Reuvers (11) and D'Mitrik Trice (10) at Purdue (3/2/21)
Six players scored in double figures: Reuvers (19), Davison (15), Ford (12), King (12), Trice (11) and Pritzl (10) vs. Green Bay (11/21/19)
UW Scored 70 or more points: 81, vs. St. Francis Brooklyn (11/9/21)
UW Scored 80 or more points: 81, vs. St. Francis Brooklyn (11/9/21)
UW Scored 90 or more points: 92, vs. Arkansas-Pine Bluff (11/27/20)
UW Scored 100 or more points: 101, vs. Savannah State (12/13/18)

Field Goal Shooting

Shot 90 percent or better (min. 10 att.): .900 (9-10), Carlton McGee vs. Michigan (2/26/92)
UW shot 50 percent or better: .508, vs. North Carolina (3/19/21)
UW shot 60 percent or better: .603, vs. Houston Baptist (11/17/18)
UW shot 70 percent or better: .744, vs. Army (12/30/79)
UW made 30 or more field goals: 31, vs. North Carolina (3/19/21)
UW made 40 or more field goals: 42, vs. Iowa (3/9/94)
UW made 50 or more field goals: Has not happened
UW attempted 60 or more field goals: 66, vs. St. Francis Brooklyn (11/9/21)
UW attempted 70 or more field goals: 70, vs. Iowa (2/18/21)
UW attempted 80 or more field goals: 83, vs. Northwestern (1/28/95)
UW attempted 100 or more field goals: 102, vs. South Dakota (12/9/72)

3-Point Field Goal Shooting

Made 5 or more 3-point field goals: Brad Davison (5-7 3FG) vs. North Carolina (3/19/21)
UW shot 40 percent or better (min. 8 att.): .455 (10-22), vs. St. Francis Brooklyn (11/9/21)
UW shot 50 percent or better (min. 8 att.): .522 (12-23) vs. Penn State (3/11/21)
UW shot 60 percent or better (min. 8 att.): .640 (16-25), vs. Louisville (12/19/20)
UW shot 70 percent or better (min. 8 att.): .727, at Indiana (2/25/10)
UW shot 80 percent or better (min. 8 att.): .889, vs. North Dakota St. (12/10/86)
UW shot 90 percent or better (min. 8 att.): .900, at Illinois (1/25/97)
UW made 10 or more 3-point field goals: 10, vs. St. Francis Brooklyn (11/9/21)
UW made 15 or more 3-point field goals: 16, vs. Louisville (12/19/20)
UW attempted 30 or more 3-point field goals: 31, vs. Illinois (2/27/21)
UW attempted 40 or more 3-point field goals: 40, vs. Temple (12/3/01)

Double-Double / Triple-Double

Had a triple-double: Ethan Happ (13 pts, 12 reb, 11 ast) vs. Northwestern (1/26/19)
Had a double-double (Pts/Reb): Micah Potter (10 pts, 10 reb) vs. Baylor (3/21/21)
Had a double-double (Pts/Ast): Ethan Happ (10 p, 11 r, 12a) vs. Coppin St. (11/6/18)
Had a double-double (Ast/Reb): Ethan Happ (10p, 11r, 12a) vs. Coppin St. (11/6/18)
Had a double-double in consecutive games: Happ & Iverson, Two Straight (3/7 - 3/10)
Two with double-double: Potter (24 p, 13 r) & Davison (11 p, 13 r) at Penn State (1/11/20)

Free Throw Shooting

Perfect at the FT line (min. 10 att.): 10-10, Brad Davison vs. Illinois (1/19/18)
UW shot 80 percent or better (min. 12 att.): .867 (13-15), vs. Penn State (3/11/21)
UW shot 90 percent or better (min. 12 att.): 1.000 (15-15), vs. Nebraska (12/22/20)
UW shot 100 percent (min. 12 att.): 15-15, vs. Nebraska (12/22/20)
UW made 20 or more free throws: 23, at Michigan State (12/25/20)
UW made 30 or more free throws: 30, vs. Minnesota (2/13/14)
UW made 40 or more free throws: 40, vs. Minnesota (1/12/53)
UW attempted 30 or more free throws: 30, at Michigan State (12/25/20)
UW attempted 40 or more free throws: 42, at Illinois (2/3/13)
UW attempted 50 or more free throws: 50, at Indiana (2/12/62)
UW attempted 60 or more free throws: 61, at Michigan (2/21/53)

Rebounds

Had 10+ rebounds: 10, Tyler Wahl at Purdue (3/2/21)
Had 15+ rebounds: 15, Tyler Wahl vs. Green Bay (12/1/20)
Had 20+ rebounds: 25, Joe Chrmelich vs. St. Mary's (12/2/76)
Had 30+ rebounds: 30, Paul Morrow vs. Purdue (1/3/53)
Had 10+ reb. in consecutive games: Happ & Iverson, Two Straight (3/7 - 3/10)
UW had 40+ rebounds: 48, vs. St. Francis Brooklyn (11/9/21)
UW had 50+ rebounds: 53, vs. Florida A&M (12/23/16)

Assists

Had 10 or more assists: 11, Ethan Happ vs. Northwestern (1/26/19)
Had 15 or more assists: Has not happened
UW had 20 or more assists: 22, vs. Louisville (12/19/20)
UW had 30 or more assists: 30, vs. Iowa (3/9/94)

Blocked Shots

Had 5 or more blocked shots: 9 Nate Reuvers vs. Eastern Illinois (11/8/19)
Had 10 or more blocked shots: Has not happened
UW had 10 or more blocked shots: 10 vs. Eastern Illinois (11/25/20)
UW had 15 or more blocked shots: Has not happened

Steals

Had 5 or more steals: 5, Ethan Happ vs. Maryland (2/19/17)
Had 10 or more steals: 10, Mike Kelley vs. Texas (12/7/99)
UW had 10 or more steals: 10, at Rutgers (1/15/21)
UW had 15 or more steals: 16, (2x) MR vs. California (12/2/12)

Turnovers

UW had 1 or fewer turnovers: 1, vs. Iowa (1/20/15)
UW had 5 or fewer turnovers: 4, vs. Baylor (3/21/21)
UW had 0 turnovers in a half: 0 in 1H, vs. Arkansas-Pine Bluff (11/27/20)
Opponent committed 15 or more turnovers: 20, vs. Illinois (2/27/21)
Opponent committed 20 or more turnovers: 20, vs. Illinois (2/27/21)

Overtime

Won a game in overtime: 2OT vs. Indiana (80-73), 1/7/21
Lost a game in overtime: vs. Saint Mary's (65-63), 11/5/19
Played a 2-overtime game: win vs. Indiana (80-73), 1/7/21
Played a 3-overtime game: loss vs. Indiana (85-86), 2/16/87
Played in consecutive OT games: (3) vs. Iowa (2/6/13), vs. Mich. (2/9/13), at Minn. (2/14/13)

Miscellaneous

Hit a buzzer beater: vs. Xavier, 3/20/16 (Bronson Koenig hits 3PT in corner, UW 66-63)
Won after trailing by at least 15 pts in second half: 12 vs. NC State, 11/27/18 (down 41-29, 19:01 reamaining - won 79-75)
Won after trailing by at least 15 pts in second half: 15 vs. Ohio State, 2/12/11 (down 47-32, 13:21 remaining - won 71-67)
UW scored 10 straight points or more: 15-0 (10:04 - 5:33 1H) vs. SF Brooklyn (11/9/21)
UW scored 15 straight points or more: 15-0 (10:04 - 5:33 1H) vs. SF Brooklyn (11/9/21)
UW held opp. scoreless 5:00 or longer: 6:02 (16:08 - 10:06 1H) at Maryland (1/27/21)
UW held opp. scoreless for 8:00 or longer: 9:08 (17:52 - 8:44 1H) vs. Louisville (12/19/20)