

# WISCONSIN BASKETBALL

24 NCAA TOURNAMENT APPEARANCES ■ 4 FINAL FOURS ■ 19 BIG TEN CHAMPIONSHIPS ■ 21 CONSENSUS ALL-AMERICANS

## #14 WISCONSIN BADGERS

12-4, 6-3 BIG TEN



**Rankings (AP/Coaches):** 14/13  
**Head Coach:** Greg Gard  
**Record at Wisconsin:** 113-61 (6th Season)  
**Overall Record:** 113-61 (6th Season)

VS

## MARYLAND TERRAPINS

9-7, 3-6 BIG TEN



**Rankings (AP/Coaches):** --/--  
**Head Coach:** Mark Turgeon  
**Record at UM:** 213-106 (10th Season)  
**Overall Record:** 463-265 (23rd Season)

WEDNESDAY, JAN. 27 ■ 8 P.M. (CT) ■ COLLEGE PARK, MD. ■ XFINITY CENTER ■ BIG TEN NETWORK

### BADGERS LOOK TO BOUNCE BACK ON ROAD AGAINST TERPS

- The Badgers head out on a two-game road trip looking to bounce back from a loss over the weekend and avenge an earlier defeat. Wisconsin will play at Maryland on Wednesday before bussing to Penn State for a Saturday afternoon tilt in University Park, Pa.
- UW has split the 10 total meetings with Maryland since the Terps joined the Big Ten. The Badgers have won the last 13 meetings against PSU.

### GAME 17 - FAST BREAK FACTS

- Wednesday's game will be the 18th meeting between Wisconsin and Maryland in a series that dates back to 1931. The Badgers lead the all-time series, 10-7. UW looks to return the favor after the Terps won the season's first meeting with a 70-64 victory in Madison.
- At the halfway point of the season, the Badgers are building an impressive resume.
  - UW already has 6 wins over teams in the KenPom top 50, the most in the country.
  - UW also has 6 Quad 1 and Quad 2 wins this season according to the NET rankings. Only 5 schools have more in the nation.
- The 2020 Big Ten Coach of the Year, **Greg Gard** owns a career record of 113-61 (.649), boasting the 3rd-highest win percentage in Wisconsin history (more on pg 4).
- The Badgers lead the Big Ten allowing only 62.2 ppg this season and 2nd in FG pct. defense (40.5%). Wisconsin's defense is 7th in the NCAA in Ken Pomeroy's Adjusted Defensive Efficiency (more on pg 6).
- Wisconsin ranks 3rd in the nation averaging only 8.4 turnovers per game (more page 6).
- The Badgers rank 3rd in the Big Ten, shooting 37.9% from 3-point range. When UW makes 9+ triples, the Badgers are 5-1 this season.
- Wisconsin went 22-7 in the 2020 calendar year, the most wins and best win percentage among Big Ten teams.
- The reigning conference co-champions, UW won its 19th Big Ten title last season and 5th since 2002 (more on page 6).
  - Only Michigan St. (6) has won more B1G titles since 2002. Ohio St. has also won 5 in that span.



Dubbed the "Maestro" by Tom Izzo, senior D'Mitrik Trice is playing like the best PG in the Big Ten, leading UW in points (14.6 ppg), assists (3.9) and 3FG% (42.5%) this season.

- Wisconsin boasts one of the most balanced teams in the nation, ranking in the top-25 of both offensive (25th) and defensive (7th) efficiency according to KenPom.com.
- Since 2001-02, UW has tallied 115 true road wins, tops of any Big Ten team (more page 4).
- During Big Ten play, **D'Mitrik Trice** is averaging 17 points, 4.1 assists and 3.3 rebounds per game, while shooting 41.5% from 3-point range.
  - Trice also putting together one of the better assist-to-TO ratio in UW history, dishing 63 assists and just 24 turnovers (2.6 ratio) in a team-high 507 minutes (more pg 2).
- **Micah Potter** has scored in double figures in 13 of 16 games. On the season, Potter ranks 2nd on the team scoring (12.1 ppg), 1st in rebounding (6.5 rpg), while shooting a team-high 50% overall and 37% from 3-point range (page 4).
- UW has the luxury of different players stepping up on different nights. In UW's win at Rutgers, senior **Aleem Ford** matched his season-high with 14 points, while **Tyler Wahl** led the team in scoring in UW's win over Northwestern.
  - Six different Badgers have led UW in scoring in a game this season (D'Mitrik Trice - 6x).
- UW has won 18 of its last 20 home games.
  - Over the last 15 seasons, UW is 143-28 (.836) in Big Ten home games, the best mark in the conference. The Badgers are 70-17 (.805) under Gard at the Kohl Center (more page 6).

### WISCONSIN'S POTENTIAL STARTERS (BASED ON LAST TIME OUT)

No.	Name	Pts.	Reb.	Ast.	Of Note
0	D'MITRIK TRICE	14.6	3.3	3.9	2.6 A-TO ratio (63-24); 45.8% FG, including team-high 42.5% 3FG
2	ALEEM FORD	9.6	4.4	1.1	10+ pts in 10 of 16 games; UW 9-2 when Ford scores double digits
5	TYLER WAHL	5.4	4.1	1.4	Three-straight starts, including a career high 14 pts vs. Northwestern
11	MICAH POTTER	12.1	6.5	1.3	Team-high 50% FG (37% 3FG); Abdul-Jabbar Award Watch List
34	BRAD DAVISON	9.4	2.9	2.4	14 points at Rutgers; career 82.3% FT ranks 5th in UW history

### 2020-21 SCHEDULE

Nov. 25	EASTERN ILLINOIS	W, 77-67
Nov. 27	ARK-PINE BLUFF	W, 92-58
Dec. 1	GREEN BAY	W, 82-42
Dec. 4	at Marquette	L, 65-67
Dec. 9	RHODE ISLAND	W, 63-62
Dec. 15	LOYOLA (CHICAGO)	W, 77-63
Dec. 19	#23 LOUISVILLE^	W, 85-48
Dec. 22	NEBRASKA	W, 67-53
Dec. 25	at #12 Michigan State	W, 85-76
Dec. 28	MARYLAND	L, 64-70
Dec. 31	#21 MINNESOTA	W, 71-59

Jan. 7	INDIANA	W, 80-73 (2OT)
Jan. 12	at #7 Michigan	L, 54-77
Jan. 15	at Rutgers	W, 60-54
Jan. 20	NORTHWESTERN	W, 68-52
Jan. 23	#15 OHIO STATE	L, 62-74
Jan. 27	at Maryland	8 PM
Jan. 30	at Penn State	2 PM

Feb. 2	PENN STATE	6 PM
Feb. 6	at #19 Illinois	1:30 PM
Feb. 11	at Nebraska	4 PM
Feb. 14	#4 MICHIGAN	
Feb. 18	#7 IOWA	
Feb. 21	at Northwestern	
Feb. 27	#19 ILLINOIS	

Mar. 2	at Purdue	
Mar. 7	at #7 Iowa	

### BIG TEN TOURNAMENT - Chicago, Ill.

Mar. 10-14 at United Center

### NCAA TOURNAMENT - Indianapolis, Ind.

Mar. 16-17	First Four
Mar. 18-21	Rounds 1-2
Mar. 25-28	Sweet 16 / Elite 8
April 3-5	Final Four

^ ACC Challenge  
 Home games in **BOLD CAPS**

### FOLLOW THE #BADGERS

#### TV: BIG TEN NETWORK

App: Fox Sports | Online: foxsportsgo.com

- Play-by-Play: Kevin Kugler
- Analyst: Stephen Bardo

#### RADIO: BADGER SPORTS NETWORK

App: iHeartRadio | Satellite: SiriusXM 83

- Play-by-Play: Matt Lepay
- Analyst: Mike Lucas

#### SOCIAL MEDIA: #ONWISCONSIN

- Twitter: @BadgerMBB
- Instagram: badgermbb
- Facebook: /WisconsinMensBasketball
- YouTube: /WisconsinBadgers

## BASKETBALL COMMUNICATIONS

### GENERAL INFORMATION

- Address: 1440 Monroe Street, Madison, WI 53711
- Website: UWBadgers.com
- Press Box Phone: (608) 262-7766

### BRANDON HARRISON – PRIMARY

- Phone: (608) 279-8653
- Email: bah@athletics.wisc.edu
- Twitter: @BrandonHarrison



### PATRICK HERB – DIRECTOR OF BRAND STRATEGY

- Phone: (608) 957-2085
- Email: pah@athletics.wisc.edu
- Twitter: @PatrickHerb



## MEDIA RESOURCES

### CREDENTIAL APPLICATIONS

- www.sportssystems.com/Wisconsin

### BIG TEN MEDIA EMAIL LIST

- office.bigten.org/media

### WISCONSIN BASKETBALL RECORD BOOK

- go.wisc.edu/MBBRecordBook

### WIRELESS INTERNET ACCESS (KOHL CENTER)

- BadgerWiFi (connect and register with email address)

### LIVE STATS - STATBROADCAST (KOHL CENTER)

- Wisconsin.StatBroadcast.com (password: buckybadger)

### OFFICIAL SOCIAL MEDIA CHANNELS

- Twitter: @BadgerMBB
- Instagram: @badgermbb
- Facebook: /WisconsinMensBasketball
- YouTube: /WisconsinBadgers

### RADIO

- Radio Station: WIBA (1310 AM)

### Play-by-Play Announcer: Matt Lepay

Address: P.O. Box 99  
Madison, WI 53701  
Phone: 608-274-5450

### Color Analyst: Mike Lucas

Address: 1440 Monroe St.  
Madison, WI 53711  
Phone: 608-252-6474

**Credentials:** 2019-20 Wisconsin Basketball credentials must be requested online: [www.sportssystems.com/Wisconsin](http://www.sportssystems.com/Wisconsin)

Contact Brandon Harrison with questions (608-279-8653). Approved credentials will be either mailed or made available at the Brand Communications Office or with the parking attendant (white vehicle) at the entrance to Lot 46 on Frances Street, one block north of the Kohl Center

## TRENDING THIS SEASON

Wisconsin's 12-4 start has revealed a handful of early statistical trends. Consider...

- **Beating the Best:** The Badgers are putting together one of nation's most impressive resumes this season.
  - UW is 3-2 vs. AP Top-25 teams.
  - UW has 6 wins over top 50 teams in Ken Pom's rankings, the most in the country (thru Jan. 24). Illinois, Michigan and Purdue are the only other schools with 6 top-50 wins.
  - UW also owns 6 Quad 1 & 2 wins according to the NET ranking, trailing only Alabama (9) Purdue (8), Gonzaga (7), Illinois (7) and Michigan (7).
- **Efficiency:** UW ranks in the top 25 for both offensive (24th) and defensive (7th) efficiency according to KenPom.com.
- **Balance:** A total of 9 different Badgers have scored in double figures in a game this season and 6 different players have led the team in scoring.
  - UW is 9-1 this season when having at least 4 players score in double figures.
- **3-Point Shooting:** UW ranks 3rd in the Big Ten shooting 37.9% 3FG. Averaging 8.5 triples per game, each of Wisconsin's top 5 scorers have made at least 10 triples this season.
- **Defense:** UW leads the Big Ten in scoring defense (62.2 ppg) and ranks 2nd in field goal percentage defense (40.5%).
- **Turnovers:** UW averages just 8.4 turnovers per game, 1st in the Big Ten and 3rd NCAA. The Badgers have now had 11 or fewer turnovers in 34 consecutive games.

## YEAR OVER YEAR IMPROVEMENT

Looking at Wisconsin's 16-game totals compared to last season, the Badgers have made significant improvements from a year ago. In addition to the record, consider the following gains:

- Offensively, Wisconsin is scoring almost 5 ppg more, while seeing a big jump in 3-point shooting, going from 33.0% up to 37.9%.
- The Badgers are turning the ball over 2.5 fewer times per game and have seen increases in free throw attempts per game, made 3FGs per game and seen a dip in opposing 3-point field goal percentage.

### 16-Game Totals, 2020 compared to 2021

	2019-20	2020-21
Record	10-6 (3-2)	12-4 (6-3)
PPG	67.9	72.6
Opp PPG	60.2	62.2
FG Pct	.434	.440
Opp FG Pct	.409	.405
3FG Pct	.330	.379
3FGs/gm	7.8	8.5
Opp 3FG Pct	.339	.326
FT Pct	.774	.753
FTAs/gm	16.6	18.3
TOs/gm	10.9	8.4

## BADGERS TO PARTICIPATE IN SUITS & SNEAKERS 2021

The 2021 Suits and Sneakers Week is Jan. 25 - 31, as basketball coaches across the country unite for a common cause – saving lives from cancer. With coaching staffs not wearing suits in 2020-21, the Wisconsin coaching staff has found a different, meaningful way to raise awareness and help in the fight against this dreaded disease.



For this week's games at Maryland and PSU, UW's coaches and staff will wear special sneakers featuring colors that represent forms of cancer that have touched their lives on an individual level: gray, blue, yellow and pink. They'll also wear different shoelaces signifying each coach's specific fight.

- **Greg Gard** – Gray (brain cancer)
- **Joe Krabbenhoft** – Pink (breast cancer)
- **Dean Oliver** – Pink (breast cancer)
- **Alando Tucker** – Yellow (childhood cancer)

## TRICE AT THE POINT OF IT ALL

Third-Team All-Big Ten honoree **D'Mitrik Trice** has developed into one of the nation's premier point guards.

- Trice leads the Badgers averaging 14.6 ppg and 3.9 apg. He is also averaging 3.3 rpg
- He's been on an offensive tear the last 8 games, averaging 18.3 points per game, shooting 50% FG and 45.7% 3FG (21-46) with 36 assists and 16 turnovers.
  - at MSU: 29 points, 4-7 3FGs, 11-15 FTs
  - vs. Maryland: 25 points, 3-6 3FGs, 6-7 FTs
  - vs. Indiana: 21 points, 7 assists/1 TO
- Trice has a 2.7 assist-to-turnover ratio this season (63 ast to 24 TOs), all while playing a team-high 507 minutes this season.
- Trice has seen steady improvement in his assist-to-turnover ratio over his time at UW:

### Trice, Assist-to-Turnover Ratio, Career

Year	Ast	TOs	Ratio
2016	63	37	1.7
2017	23	13	1.8 (medical redshirt)
2018	90	45	2.0
2019	131	53	2.5
2020	63	24	2.7
<b>Career</b>	<b>370</b>	<b>172</b>	<b>2.15</b>

- Trice is quickly climbing the charts in UW's record book (charts page 8):
  - Trice became the first player in UW history to amass 1,000 points, 300 rebounds and 300 assists by his junior season.
  - His 1,234 career points ranks 23rd at UW.
  - With 216 career 3-pointers, Trice ranks 5th on UW's all-time list. He needs just 2 more to pass Kirk Penney for 4th place all-time.
  - Trice ranks 6th with 370 assists, needing just 2 more to crack UW's all-time top 5.
  - Trice's 2.15 career assist-to-turnover ratio ranks 4th all time in Wisconsin history.

## CHARTING THE BADGERS

## CAREER GAMES PLAYED

	Games	Starts	Cons. Starts
D'Mitrik Trice	128	93	81
Brad Davison	113	109	109
Aleem Ford	111	67	47
Nate Reuvers	109	93	0
Micah Potter*	96	35	17
Trevor Anderson**	75	20	0
Tyler Wahl	47	6	3
Walt McGrory	36	0	0
Jonathan Davis	16	0	0
Carter Higginbottom	13	0	0
Joe Hedstrom	11	0	0
Steven Crowl	8	0	0
Jordan Davis	7	0	0
Ben Carlson	6	0	0
Carter Gilmore	5	0	0
Justin Taphorn	3	0	0

\*59 GAMES AT OHIO STATE | \*\*20 GAMES AT GREEN BAY

## DOUBLE-DIGIT POINTS

	Career	'20-21	Cons.
Brad Davison	60 (44-16)	8 (8-0)	0
D'Mitrik Trice	54 (36-18)	12 (8-4)	8
Nate Reuvers	46 (29-17)	7 (5-2)	1
Aleem Ford	33 (26-7)	10 (8-2)	1
Micah Potter	29** (23-6)	13 (11-2)	6
Trevor Anderson	12* (8-4)	1 (1-0)	0
Tyler Wahl	3 (3-0)	3 (3-0)	0
Jonathan Davis	2 (1-1)	2 (1-1)	0
Ben Carlson	1 (1-0)	1 (1-0)	0

\*10 GAMES AT GREEN BAY | \*\*5 GAMES AT OHIO STATE

## 20-POINT SCORING GAMES

	Career	'20-21	Cons.
D'Mitrik Trice	11 (9-2)	4 (2-2)	0
Brad Davison	9 (6-3)	1 (1-0)	0
Nate Reuvers	4 (3-1)	0	0
Micah Potter	2 (2-0)	1 (1-0)	0

## 30-POINT SCORING GAMES

	Career	'20-21	Cons.
Brad Davison	2 (1-1)	0	0
D'Mitrik Trice	1 (1-0)	0	0

## DOUBLE-DIGIT REBOUNDS

	Career	'20-21	Cons.
Micah Potter	6* (5-1)	2 (2-0)	0
Nate Reuvers	2 (2-0)	0	0
Brad Davison	1 (1-0)	0	0
Aleem Ford	1 (1-0)	0	0
D'Mitrik Trice	1 (1-0)	0	0
Tyler Wahl	1 (1-0)	1 (1-0)	0

\*1 GAME AT OHIO STATE

## DOUBLE-DIGIT ASSISTS

	Career	'20-21	Cons.
None Active	--	--	--

## DOUBLE-DOUBLES

	Career	'20-21	Cons.
Micah Potter	6** (5-1)	2 (2-0)	0
Nate Reuvers	2 (2-0)	0	0
D'Mitrik Trice	1 (1-0)	0	0
Tyler Wahl	1 (1-0)	1 (1-0)	0

\*1 GAME AT OHIO STATE

## ALL-TIME VS. MARYLAND

Wednesday's game will be the 18th meeting between Wisconsin and Maryland in a series that dates back to 1931. The Badgers lead the all-time series, 10-7, but the Terrapins are 4-2 in games in College Park, Md.

- Wisconsin and Maryland have split the 10 total meetings since Maryland joined the Big Ten.
  - All but 3 of the 10 UW-UMD games since the Terps joined the Big Ten have been decided by single digits. The average margin of victory since 2015 is just 6.1 points per game.
  - The Badgers have held Maryland to an average of just 61.0 ppg (with a high of 70 points) in the 10 games since the Terrapins joined the Big Ten.
- Wisconsin is 5-4 against the Terrapins with Greg Gard in the head coaching position, including a 70-57 win at No. 2 Maryland in Gard's first season (2016).
- The Badgers and Terrapins have met in some noteworthy circumstances over the last 15 years. Wisconsin's 78-75 overtime win in the 2000 Big Ten/ACC Challenge marked Dick Bennett's final game coaching at UW.
 

The 2002 meeting, an 87-57 Terps win, came in the 2nd round of the NCAA tournament en route to Maryland's 2002 National Championship.

- Senior **Brad Davison** has scored in double digits in 5 of 6 career meetings with Maryland, averaging 12.7 ppg against the Terps.
 

Davison scored a game-high 21 points (4-6 3FGs) in a 2019 meeting with UM.

In last season's only meeting, Davison's heroics helped UW pull out a 56-54 win with a steal and 3-pointer in the final seconds.
- Senior **D'Mitrik Trice** scored 25 points in this season's earlier meeting with UM, going 3-6 on 3FGs and 6-7 on FTs. In has averaged 10.4 ppg in 5 career games against the Terps.
- Senior **Nate Reuvers** has averaged 10.0 ppg in 6 career meetings with Maryland. That includes an 18-point effort in College Park in 2019 and 17 points in last season's meeting.
- Senior **Aleem Ford** has 3 double-digit scoring games against UM including 10 in this season's earlier meeting.

## LAST TIME OUT

## OHIO STATE 74, #10 WISCONSIN 62

Jan. 23, 2021 | Madison, Wis. | Kohl Center

- Wisconsin trimmed a 13-point second-half deficit to 4 with 4:40 remaining, but could never get any closer in a 74-62 loss to #15 Ohio State.
- The Badgers went 7-for-28 from 3-point range and allowed OSU to shoot 50.9% overall.
- **Aleem Ford** led 4 Badgers who scored in double figures, finishing with 13 points and going 4-for-8 from long range while adding 7 rebounds.
- **D'Mitrik Trice** had 12 points and a season-high 8 assists, while **Nate Reuvers** and **Micah Potter** each contributed 11 points.
- E.J. Liddell led OSU with 20 and 7 rebounds.

## HISTORY VS. MARYLAND

- Overall: UW leads, 10-7
- In College Park: UM leads 4-2
- Gard vs. UM: 5-4
- Active Streak: UM won last 1



## ALL-TIME MEETINGS (UW leads 10-7)

Date	Rank	Result	Score	Location
12/30/31	--/--	W+	32-30	Madison
12/22/32	--/--	W	22-13	College Park
11/29/00	23/13	W+	78-75	Milwaukee
3/17/02	--/4	L	57-87	Wash. DC
12/2/03	15/--	L+	67-73	College Park
11/30/04	25/12	W	69-64	Madison
11/25/09	--/21	W	78-69	Maui
2/25/15	5/14	L	53-59	College Park
1/9/16	--/5	L	60-63	Madison
2/13/16	--/2	W	70-57	College Park
2/19/17	11/23	W	71-60	Madison
2/4/18	--/--	L	63-68	College Park
3/1/18	--/--	W	59-54	New York
1/14/19	--/19	L	60-64	College Park
2/1/19	24/21	W	69-61	Madison
1/24/20	--/17	W	56-54	Madison
12/28/20	9/--	L	64-70	Madison

+ overtime

## LAST TIME VS. MARYLAND

## MARYLAND 70, #9 WISCONSIN 64

Dec. 28, 2020 | Madison, Wis. | Kohl Center

- In a game that featured 10 lead changes and 6 ties, Wisconsin saw it's 10-game Big Ten win streak — and 15-game home winning streak — come to end with a 70-64 defeat earlier this season at the Kohl Center.
- UW held a 28-24 halftime lead, but allowed Maryland to score 46 points and shoot 64.0% from the field in the second half.
- The Badgers turned the ball over just 7 times, but shot just 38.1% from deep (8-21) and 8-for-15 at the free throw line. UM also boasted a 38-20 scoring edge in the paint.
- Senior **D'Mitrik Trice** scored a game-high 25 points (3-6 3FGs, 6-7 FTs), becoming the first Badger to score 25+ in back-to-back games since Ethan Happ did it in 2018.
- Senior **Aleem Ford** added 10 points and 6 rebounds as the only other UW player to score in double figures.

## SITUATIONAL RECORDS

	2020-21	Under Gard
Ahead at the half	11-1	90-11
Behind at the half	0-3	19-45
Tied at the half	1-0	3-5
FG% of .450 or more	5-0	64-10
FG% less than .450	7-4	48-51
Better FG% than opp.	9-0	95-13
Worse FG% than opp.	3-4	18-47
Same FG% as opp.	0-0	0-1
Opp. FG% less than 45%	10-1	89-24
3FG% of 40% or more	7-0	54-7
3FG% less than 40%	5-4	58-53
Try more than 20 3FGs	6-4	60-34
Try 20 or fewer 3FGs	6-0	52-27
Make at least 70% FT	10-2	66-23
Try at least 20 FTs	7-0	51-13
Try fewer than 20 FTs	5-4	60-47
Out-rebound opponent	6-1	69-18
Tied or out-rebounded	6-3	43-43
Same or fewer TOs than opp.	11-3	84-35
More TOs than opp.	1-1	28-26
Commit fewer than 12 TOs	12-4	84-35
Commit 12 or more TOs	0-0	28-25
Score fewer than 50 pts.	0-0	1-2
Score 50-59 points	0-1	6-28
Score 60-69 points	3-3	35-20
Score 70-79 points	4-0	39-8
Score 80-89 points	4-0	24-3
Score 90 or more pts.	1-0	7-0
Allow fewer than 50 pts.	2-0	18-1
Allow 50-59 pts.	5-0	35-6
Allow 60-69 pts.	3-1	44-23
Allow 70-79 pts.	2-3	13-20
Allow 80-89 pts.	0-0	2-10
Allow 90 or more pts.	0-0	0-1
Overtime	1-0	7-5
vs. AP Top 25 opponents	3-2	21-27
vs. AP Top 25 opp. at home	2-0	11-6
Home games	10-2	70-17
Road games	2-2	29-30
Neutral site games	0-0	13-14
Day games	5-1	39-17
Night games	7-3	73-44

## GAMES DECIDED BY

3 points or less	0-1	12-10
4-5 points	0-0	15-11
6-10 points	4-1	25-17
11-19 points	5-1	32-18
20 or more points	3-1	29-3

## TELEVISED GAMES

CBS	0-1	9-8
CBS Sports Network	0-0	0-1
FOX	1-0	2-3
FS1	3-2	11-11
ESPN	0-1	13-10
ESPN2	1-0	10-10
ESPNU	0-0	1-2
ESPN+	0-0	3-1
Big Ten Network	7-0	56-12
BTN Plus	0-0	2-0
TBS	0-0	0-3
TNT	0-0	2-0

## GARD AMONG THE BEST

In his 6th season as head coach, **Greg Gard** is already one of the most successful coaches in Wisconsin history and placing himself among the greatest B1G coaches of the last 40 years.

- Gard owns a 113-61 (.649) career record, boasting the 3rd-highest winning percentage and 5th-highest win total in UW annals.

## Best Win Percentage, Wisconsin History

Record	Coach (years)
1. 364-130 (.737)	Bo Ryan (2002-15)
2. 246-99 (.712)	Walter Meanwell ('12-17, '21-34)
3. <b>113-61 (.649)</b>	<b>Greg Gard (2016-present)</b>
4. 265-267 (.498)	Harold Foster (1935-59)
5. 128-165 (.437)	Steve Yoder (1983-92)

- Gard's .631 (65-38) conference win percentage ranks 6th among Big Ten coaches of the last 40 years (since 1980).

## Best Win Pct, B1G Coaches w/ 50+ Wins (since 1980)

Coach (School, Years)	Record	Pct.
1. Bo Ryan, WIS (2002-15)	172-68	.717
2. Bob Knight, IND (1972-2000)	353-151	.700
3. Tom Izzo, MSU (1995-)	304-136	.691
4. Thad Matta, OSU (2005-17)	150-78	.658
5. Mark Turgeon, MD (2015-)	84-45	.651
6. <b>Greg Gard, WIS (2016-)</b>	<b>65-38</b>	<b>.631</b>
7. Matt Painter, PUR (2005-)	173-107	.618
8. Gene Keady, PUR (1981-05)	265-169	.611

(thru Jan. 25, 2020)

- Among UW coaches, Gard ranks 4th in Big Ten wins (64) and 3rd in Big Ten win pct., trailing only Ryan (.717) and Meanwell (.660).

## BOUNCE-BACK BADGERS

- Over the last 3 seasons, Wisconsin has won 72.7% of its games coming off a loss (16-6).
- The Badgers are 3-0 this season after a loss, bouncing back with wins: vs. Rhode Island (+11), vs. Minnesota (+12) and at Rutgers (+6).
- The average margin of victory in bounce-back wins for the Badgers the last 3 seasons is 12.6 points (this season: 9.7 points).

## TAKE THE SHOW ON THE ROAD

Wisconsin is renowned for its home success, but UW has been good on the road recently too. Over the last 7 seasons, UW is 80-51 (.618) away from home (road+neutral).

- Since **Greg Gard** took over as head coach, the Badgers are 1 of just 3 Big Ten teams with 29 or more wins in true road games.

## Best Road Records (B1G) Since Dec. 23, 2015

Record	Team
1. 33-21 (.611)	Michigan State
2. 31-29 (.517)	Purdue
3. <b>29-30 (.492)</b>	<b>Wisconsin</b>
4. 28-30 (.483)	Maryland

(thru Jan. 25, 2021)

- Since 2001-02, the Badgers have tallied 115 true road wins, tops of any Big Ten team.

## PUT THE GAME ON TR-ICE

- With the game on the line, **D'Mitrik Trice** has stepped up and shined for the Badgers.
- In the final 8:00 of games this season, Trice is shooting 45% FG and 37.5% 3FG.

## D'Mitrik Trice Shooting Percentages

	Season	Final 8 Minutes
FG Pct.	.458 (77-168)	.450 (18-40)
3FG Pct.	.425 (34-80)	.375 (6-16)

- Trice willed Wisconsin to a double-overtime win over Indiana, finishing with 21 points including 11 in the final 1:03 plus overtime.
  - With 21 sec left in regulation, Trice made a floater in the lane to force OT. Trice came up again with 7.7 sec left in the first OT, hitting a step-back jumper to force OT #2.
- At Rutgers, leading 46-44 with 7:54 left to play, Trice went on a personal 8-0 run with back-to-back 3s and a drive to the rim.
  - Trice scored 9 of his 13 pts in the final 7:04.
- Trice has also valued the basketball in crunch time, tallying 13 assists with only 4 turnovers in the final 8:00 of games.

## POTTER MAGIC

A Kareem Abdul-Jabbar Award candidate, **Micah Potter** is doing it all for UW and emerging as one of the nation's best-shooting big men.

- Potter leads the Badgers shooting 50% FG and is 3rd at 37% 3FG, averaging 12.1 ppg. He also leads Wisconsin averaging 6.5 rpg.
- Potter is chasing the hallowed 50-40-80 shooting marks for a second straight season. Last year, he became the first Wisconsin player to reach those marks since at least 1996-97 and the first Big Ten player since Cassius Winston in 2017-18.
 

The only other non-guards in the Big Ten to hit those marks in the last 25 years were MSU's A.J. Granger in 1999-2000 and Illinois's Mike Tisdale in 2010-11.

## Micah Potter Shooting Percentages

	2019-20	2020-21
FG Pct.	.528 (76-144)	.504 (69-138)
3FG Pct.	.451 (23-51)	.370 (17-46)
FT Pct.	.860 (37-43)	.809 (38-47)

- This season, Potter has scored 9+ points in all but 1 game, including double figures in 11 of the last 12 games for the Badgers.
- Wisconsin is 4-0 this season when Potter leads UW in scoring (6-1 in Potter's career).



## CHARTING THE BADGERS

## LED UW IN SCORING

	2020-21	Career
Brad Davison	4 (4-0)	23 (18-5)
D'Mitrik Trice	6 (3-3)	17 (12-5)
Nate Reuvers	1 (1-0)	15 (9-6)
Micah Potter	4 (4-0)	7 (6-1)
Aleem Ford	2 (1-1)	4 (2-2)
Tyler Wahl	1 (1-0)	1 (1-0)

## LED UW IN REBOUNDING

	2020-21	Career
Micah Potter	8 (7-1)	15 (12-3)
Nate Reuvers	2 (1-1)	14 (9-5)
Aleem Ford	2 (0-2)	11 (9-2)
D'Mitrik Trice	1 (0-1)	9 (5-4)
Brad Davison	0	5 (3-2)
Tyler Wahl	3 (2-1)	5 (3-2)
Jonathan Davis	4 (3-1)	4 (3-1)

## LED UW IN ASSISTS

	2020-21	Career
D'Mitrik Trice	12 (10-2)	55 (37-18)
Brad Davison	3 (2-1)	23 (12-11)
Aleem Ford	0	3 (2-1)
Tyler Wahl	2 (1-1)	3 (2-1)
Trevor Anderson	1 (0-1)	3 (1-2)
Micah Potter	2 (2-0)	2 (2-0)
Nate Reuvers	0	1 (0-1)
Jonathan Davis	1 (1-0)	1 (1-0)

## LED UW IN MINUTES

	2020-21	Career
D'Mitrik Trice	10 (6-4)	45 (27-18)
Brad Davison	5 (5-0)	34 (26-8)
Nate Reuvers	1 (1-0)	6 (2-4)
Aleem Ford	1 (1-0)	6 (4-2)
Micah Potter	1 (1-0)	1 (1-0)

Record in those contests in parentheses

## CHARGES TAKEN

	2020-21	Career
Brad Davison	7	68
D'Mitrik Trice	3	43
Nate Reuvers	1	19
Tyler Wahl	2	5
Aleem Ford	1	5
Trevor Anderson	1	5
Walt McGrory	0	2

## 2020-21 LINEUP RECORD

Trice, Davison, Ford, Reuvers, Potter	10-3
Trice, Davison, Ford, Wahl, Potter	2-1

## ACTIVE WIN/LOSS STREAKS

Overall	Lost 1
Vs. Unranked teams (AP)	Won 3
Vs. Ranked teams (AP)	Lost 2
At Home	Lost 1
At Home vs. Big Ten	Lost 1
At Home vs. ranked Big Ten	Lost 1
At Home vs. unranked Big Ten	Won 2
At Home vs. non-conference	Won 21
At Home vs. ranked opp.	Lost 1
On Road	Won 1
On Road vs. Big Ten	Won 1
On Road vs. ranked opp.	Lost 1
On Road vs. unranked opp.	Won 1
Neutral	Lost 5
Neutral vs. ranked opp.	Lost 7
Neutral vs. unranked opp.	Lost 3

## BADGERS PUSH FOR CHANGE

Wisconsin student-athletes have an addition to their uniforms across all sports during the 2020-21 season – the school's iconic crest logo with the central "W" changed from its traditional white to black.



An initiative started by Wisconsin's student-athletes of color, the Black Crest is displayed in a show of solidarity between UW's student-athletes and the athletic department as well as minority students across campus. The Black Crest also symbolizes student-athletes' efforts to enhance the campus experience for all students of color by providing additional resources and creating a platform for their voices to be heard.

## Among the initiatives in recent months:

- An on-campus rally for unity and equality organized by student-athletes in September. Senior forward **Aleem Ford**, pictured above, was a key leader of this event.
- Creation of an Equity & Diversity Council made up of alumni that is built to assist with UW Athletics' Diversity and Inclusion Strategic Plan
- Big Ten voter registration initiative featuring educational outreach for all Badgers teams is closing in on 100 percent registration rate across population of 800-plus student-athletes
- Partnering with 100 Black Men of Madison to raise funds for technical solutions to assure 3,000 limited-income families have academic success in the current virtual school setting



## THE KEY'S IN THE 3s

Last season Wisconsin emerged as one of the best shooting teams in the Big Ten and the trend is continuing this season.

- The Badgers are shooting 37.9% from long range this season (3rd Big Ten, 40th NCAA), averaging 8.5 triples per game.
- A total of 11 different Badgers have made a 3-pointer this season and each of UW's top 8 scorers have hit multiple triples.
- Seniors **D'Mitrik Trice**, **Brad Davison** and **Aleem Ford** have all hit 100+ 3FGs. Trice ranks 5th in school history with 216 career triples and Davison ranks 10th with 187 career triples (charts on page 8).
- The Badgers were 13-0 last season when the they made 9 or more 3-pointers in a game.
  - UW is 5-1 this season when doing so.
- Last season, UW ranked 2nd in the Big Ten shooting 36.1% 3FG during conference play.
  - UW set a school record in 2019-20 averaging 8.7 3-pointers per game.

## Wisconsin Record Book, 3FGs per game

3FGs/Gm	Season	Pct.
8.7	2019-20	269-764 .352
8.2	2010-11	278-744 .374
7.9	2011-12	285-775 .368
7.8	1993-94	225-609 .369
7.8	2013-14	297-790 .376

- During last year's 8-game win streak, UW shot 41.0% from 3FG range (10th in NCAA, tops among major conference teams). UW went 86-for-210 from 3. Only 7 teams made more 3s than UW over that span.
- Individually, Wisconsin had 5 players with at least 25 triples last year, tied for most in the Big Ten. Michigan and Ohio State also had 5 with 25+ triples.

## B1G CHAMPIONSHIP PEDIGREE

- Wisconsin won the program's 19th Big Ten championship last season and first since 2015. Only Purdue (22), Indiana (22) and Ohio State (20) have won more B1G titles.
- The Badgers have won 5 Big Ten titles since 2000, matching Ohio State for the 2nd-most during that span. Only Michigan State (7) has more league titles since 2000.
- UW won 14 Big Ten games for the second-consecutive season, equaling the 3rd-highest single-season total in school history.

## Most Big Ten Wins, Wisconsin History

Wins	Season
1. 16	2007-08
16	2014-15
3. 14	2018-19
14	2019-20

- UW has won 12+ B1G games in 10 of last 11 seasons, the most of any Big Ten team.
- Including last season, Wisconsin has finished among the top four of the Big Ten standings in 18 of the last 19 seasons. No other Big Ten team can make that claim.

## T-WAHL TIME

- Sophomore forward **Tyler Wahl** has long brought defense and energy, but he's been heating up offensively for the Badgers.

## Tyler Wahl Shooting Percentages

	Last Season	This Season
FG Pct.	.430 (34-79)	.483 (28-58)
3FG Pct.	.214 (6-28)	.438 (7-16)

- Wahl began this season just 2-for-9 from 3FG range, but has shot 5-for-7 since then from beyond the arc (2-3 3FG vs. Northwestern).
- Wahl led UW in scoring for the first time in his career with a career high 14 points last Wednesday vs. Northwestern (1/20).
- Wisconsin has won 2 of the last 3 games with Wahl in the starting lineup (6 career starts).

## 2020-21 BIG TEN STANDINGS

Team	Conf.	Overall
Michigan (#4)	8-1	13-1
Iowa (#7)	6-2	12-3
<b>Wisconsin (#14)</b>	<b>6-3</b>	<b>12-4</b>
Illinois (#19)	6-3	10-5
Purdue (RV)	6-4	11-6
Ohio State (#15)	6-4	12-4
Minnesota (#17)	4-5	11-5
Indiana	4-5	9-7
Rutgers	4-6	8-6
Michigan State (RV)	2-4	8-4
Maryland	3-6	9-7
Northwestern	3-7	6-8
Penn State	2-5	5-6
Nebraska	0-5	4-8

RECORDS THRU JAN. 25, 2021

## AP TOP 25 (WEEK 10 - 1/25/21)

Team	Record	Points
1 Gonzaga (61)	15-0	1597
2 Baylor (3)	14-0	1539
3 Villanova	10-1	1459
4 Michigan	13-1	1376
5 Texas	11-2	1341
6 Houston	13-1	1281
7 Iowa	12-3	1214
8 Virginia	10-2	1067
9 Alabama	13-3	1039
10 Texas Tech	11-4	954
11 West Virginia	10-4	869
12 Missouri	10-2	833
13 Ohio State	12-4	810
<b>14 Wisconsin</b>	<b>12-4</b>	<b>757</b>
15 Kansas	10-5	665
16 Florida State	9-2	656
17 Creighton	11-4	640
18 Tennessee	10-3	638
19 Illinois	10-5	415
20 Virginia Tech	11-3	242
21 Minnesota	11-5	223
22 Saint Louis	7-1	218
23 UCLA	12-3	157
24 Oklahoma	9-4	151
25 Louisville	10-3	117

Others receiving votes: Boise State 108, Drake 75, Colorado 59, USC 50, Oregon 49, Oklahoma State 49, Florida 37, UConn 20, Winthrop 16, Xavier 14, Loyola Chicago 12, Purdue 11, BYU 11, Belmont 9, Clemson 8, St. Bonaventure 6, Toledo 4, Arizona 4

## WISCONSIN'S IRONMAN DAVISON

- Senior **Brad Davison** has been an ironman during his career at Wisconsin, appearing in all 113 games he has been eligible (109 cons.).
- Davison's durability streak included a reoccurring shoulder injury during the 2018-19 season. Then a freshman, Davison dislocated his shoulder during a game against Baylor on Nov. 20, 2018. He was back in the lineup the next night against UCLA, the first of 29 consecutive starts to end the season despite the fact he re-injured his shoulder 5 other times in games that year.

In fact, during one such game against Michigan State on Feb. 25, 2018, Davison separated his shoulder during the second half and returned to score 10 of his career-high 30 points after the injury.

- Earlier this season against Louisville marked career start number 100 for Davison, making him the 12th player in Wisconsin history to record 100 career starts. (chart on page 7)
- This season, Davison is averaging 9.4 ppg, shooting 38.9% (28-72) from 3-point range and 82.6% (38-46) at the free throw line.
- Wisconsin is 8-0 this season when Davison scores in double figures (44-16 career).
- Davison poured in a season-high 23 points against Rhode Island (12/9), 17 pts vs. Loyola (12/15) and 15 pts vs. Nebraska (12/22).
- Davison has scored 20+ points on 9 different occasions, including 30-point games vs. Michigan St. (2/25/18) & Nebraska (1/21/20).
  - He is 1 of just 8 Badgers to author multiple 30-point games in the last 25 seasons.
- In his 30-point performance last season at Nebraska, Davison tied UW's single-game school record with 8 made 3FGs.
- In addition to his career starts, Davison is quickly climbing several UW lists (charts pg7):
  - Ranks 26th in UW history with 1,202 points.
  - Ranks 10th with 187 3-point field goals.
  - Ranks 13th with 118 career steals.
  - Ranks 5th at the FT line at 82.3% (269-327).

## ALL-BIG TEN BIG MAN

- Through 16 games, Reuvers is averaging 9.3 ppg and 1.2 bpg. The big man is shooting 41% FG and 84.8% FT (28-33).
- Reuvers scored 11 points (5-9 FG) Saturday vs. #15 Ohio State, his first game in double figures since Jan. 7, 2021 vs. Indiana.
- The senior forward is just 31 points from joining teammates Brad Davison and D'Mitrik Trice in Wisconsin's 1,000-point club.
- Reuvers recently passed Ethan Happ and became Wisconsin's all-time blocks leader.

## UW CAREER BLOCKS LEADERS

Player	Blocks	Seasons
1. <b>Nate Reuvers</b>	<b>163</b>	<b>2017-Pres.</b>
2. Ethan Happ	154	2016-19
3. Frank Kaminsky	153	2012-15
4. Jared Berggren	144	2009-13
5. Rashard Griffith	124	1994-95

## TAKING CARE OF THE BALL

- Committing only 8.4 turnovers per game, Wisconsin ranks 3rd in the country.
- Last season, the Badgers finished 4th in the NCAA averaging 10.0 turnovers per game.
- Dating back to last season, Wisconsin has committed 11 or fewer turnovers in 34 consecutive games. The Badgers haven't had more than 11 turnovers in a game since finishing with 14 vs. Rider on Dec. 31, 2019.
- At the point, **D'Mitrik Trice** has dished out 63 assists to just 24 turnovers (2.6 ast-to-TO), all while playing a team-high 507 minutes.
- **Brad Davison** has a 3.8 assist-to-TO ratio, dishing out 38 assists with only 10 turnovers.
- UW's starting backcourt of Trice and Davison has a combined 3.0 assist-to-turnover ratio (101 ast, 34 TOs) in a combined 982 min.
- Since 2001-02, Wisconsin has averaged 10.1 turnovers per game, the nation's lowest mark.
  - UW set the NCAA record (7.40 TOs/game in 2014-15) and holds 3 of the top 4 spots on the NCAA single-season record list TOs/game.

## THE EVOLUTION OF ALEEM FORD

- Wisconsin Basketball prides itself on player development. Arguably nobody has evolved his game through last season than **Aleem Ford**.
- During the month of February last season (7 games), Ford averaged 10.9 points, 45.2% 3FG (14-31) and 6.6 rebounds per game.
- Ford entered his junior season with just 9 career double-digit scoring games, yet he tallied 14 last season alone.
- This season, Ford has registered double-figure scoring in 10 of 16 games (6 of the last 9).
  - He's scored 8+ pts in 12 of the last 14 games.
- When Ford scores in double figures, Wisconsin is 8-2 this season (26-7 in his career).
- Ford has led the Badgers in scoring 4 times in his career, including 2 of the last 3 games (14pts at Rutgers, 1/15; 13pts vs. Ohio State, 1/23).

## HOME COURT ADVANTAGE

Since the building opened Jan. 17, 1998, the Kohl Center has become one of the nation's toughest venues for opponents to steal a win.

- Dating back to last season Wisconsin has won 18 of its last 20 home games.
- UW has won 85.6% (322-54) of its games at the Kohl Center all-time. That ranks as the 9th-best win percentage for any Division I team in its current home venue (chart on page 10).
- Over the last 15 seasons, UW is 143-28 (.836) in Big Ten home games, the best mark in the conference (more on page 10).
- At the Kohl Center, Wisconsin is 46-19 (.708) vs. teams ranked in the AP Top 25.
- Under Greg Gard, UW is 71-17 (.807) at the Kohl Center, including 38-15 (.717) in Big Ten.
- Last year, the Badgers led the Big Ten and ranked 6th nationally in attendance, selling out nearly every game (16,91 pergame).

## RECRUITING CLASS OF 2021

Greg Gard announced Nov. 11, 2020 that high school seniors **Chucky Hepburn**, **Chris Hodges** and **Matthew Mors** signed National Letters of Intent to play basketball for the Badgers in the fall of 2021.

### ■ Chucky Hepburn | G | Bellevue, Neb.

ESPN four-star recruit ... 20th-ranked PG in the nation ... 2020 Nebraska Gatorade Player of the Year led Bellevue West to a 21-3 record and the Class A state championship ... 3x All-Metro First-Team honoree (2018, '19, '20) ... First-Team All-Class All-State in 2019, '20 ... averaged 17.7 pts, 6.1 ast, 4.6 reb, & 3.1 stl per game as a junior ... during his sophomore season, took home 2019 First Team Super-State honors, averaging 18.3 pts, 5.1 reb, 5.0 ast & 3.4 stl per game ... garnered Third-Team All-State in 2018 after leading Bellevue West to the state championship game as a freshman.

### ■ Chris Hodges | F | Schaumburg, Ill.

ESPN four-star recruit ... as a junior, named Mid-Suburban League West Player of the Year after leading Schaumburg High School to a 25-7 record, the MSL Championship and advancing to the Regional Finals ... Second-Team Class 4A All-State honors with the Illinois Basketball Coaches Association ... MSL all-conference honoree and all-area selection ... 6-foot-9 power forward averaged 15.5 ppg (69.8% FG), 8.0 rpg & 2.0 bpg last season ... as a sophomore, earned All-Area honors posting 16.0 ppg, 5.2 rpg and 2.0 bpg helping Schaumburg to a regional championship.

### ■ Matthew Mors | F | Yankton, S.D.

Consensus top-150 recruit ... enters his senior season as the rare 4x all-state selection and reigning back-to-back South Dakota Gatorade Player of the Year ... joined Yankton varsity team as a 7th grader and helped the Bucks to the 2016 state championship ... 2020 SDBCA Class AA Player of the Year ... enters senior season as South Dakota's Class AA all-time leading scorer (2,127 pts) and counting ... as a junior, averaged 19.4 pts (51.4% FG), 8.2 reb, 2.9 ast & 2.1 stl per game, leading Yankton to the #1 seed in the state playoffs before the season ended prematurely ... has averaged at least 19 ppg in each of the last four seasons.

## 2020 WASN'T ALL BAD...

The year 2020 had its ups and downs, but the Badgers still had plenty to be grateful for. Cheers to:

- **Winning:** Wisconsin went 22-7 in the 2020 calendar year, the most wins and best win% among Big Ten teams. UW's 22 wins T-3rd most in the nation among major conference teams, joining Kansas (26) & Baylor (24).
- **Titles:** UW claimed its 19th Big Ten title and first since 2015. Only Purdue (22), Indiana (22) and Ohio State (20) have won more.
  - Wisconsin even defeated BYU in ESPN's faux-national championship game to become "2020 BPI Simulated National Champions"
- **Legends:** Former coach Bo Ryan and former standout Mike Wilkinson were inducted into the UW Athletics Hall of Fame.
- **Family:** The ever-growing Badger family gained some new additions in 2020, including assistant coach **Alando Tucker** and his wife, Krystal, having their third son, Auri.
  - **Micah Potter** got engaged this summer to Elle (pronounced "L") Van Ginsven, a senior on the Loyola Chicago volleyball team.
- **Health:** "Gardening Against Cancer" surpassed the \$4 million mark in 2020, raising money for cancer research and care in Wisconsin.
- **Education:** UW saw NINE of its Badgers earn degrees from UW-Madison, including Rashard Griffith (1994-95) returning and earning his degree 25 years later.

## D-FENSE! D-FENSE! D-FENSE!

- Wisconsin allowed just 62.2 points per game last season, which led the Big Ten and ranked 13th best in the NCAA.
- The Badgers continue to stifle opponents yet again this season, leading the Big Ten again this year allowing just 62.2 points per game.
- UW ranks 7th in the nation in Ken Pomeroy's Adjusted Defensive Efficiency (18th last year), averaging 89.2 points per 100 possessions.
  - In fact, Wisconsin is 1 of 11 teams in the NCAA ranked top 25 in Ken Pom's rankings for both offense and defense (#7 Def, #25 Off).
- UW has led the B1G in scoring def. 12 of the last 18 seasons, including 3 of 5 under Gard:

### Wisconsin Scoring D (B1G and KenPom Adj.D)

Season	Opp. PPG	B1G Rank	KenPom
2020-21	62.2	1st	7th
2019-20	62.2	1st	18th
2018-19	61.7	2nd	4th
2017-18	66.0	5th	66th
2016-17	62.4	1st	9th
2015-16	63.8	1st	13th

- UW is 7-0 this season when holding foes below 60 points (36-6 all-time under Gard).
- Wisconsin is limiting opponents to shooting just 40.5% FG and 32.6% 3FG.
- **Nate Reuvers** ranks 12th in the Big Ten with 19 blocks in 16 games (avg. 1.2 blocks/game).

## SOMETHING FRESH

- Wisconsin brought in one of the nation's top-rated recruiting class in 2020 and the group is quickly proving itself deserving of lofty praise.
- **Jonathan Davis** has scored 7+ pts in 10 of 16 games this season, including 7 of the last 11.
- Davis ranks 6th in scoring for Wisconsin, averaging 6.4 ppg; he ranks 2nd with 4.6 rpg.
- For **Ben Carlson**, his 13-point debut marked the most for a freshmen in the season opener since 2010 when Gasser scored 21 points.
  - Carlson last played Dec. 15 (upper body injury).

## WRECKING THE RANKED

- Wisconsin is 3-2 against AP Top-25 ranked teams so far this season.
- Since taking over as head coach on Dec. 22, 2015, Greg Gard has led the Badgers to 21 wins over teams ranked in the AP Top 25.
  - UW's 21 top-25 wins in the last 6 seasons includes 8 wins over teams ranked in the AP top 10.
  - Michigan (10) and Michigan State (10) are the only other Big Ten teams with at least 8 top-10 wins since Dec. 22, 2015.
  - Of UW's 8 top-10 wins, including 3 away from home.

### Wisconsin's AP Top-10 Wins Under Greg Gard

Date	Opponent	Score
1/17/16	vs. #4 Michigan State	77-76
2/13/16	at #2 Maryland	70-57
3/2/94	at #8 Iowa	67-59
3/20/16	vs. #9 Xavier*	66-63
3/18/17	vs. #1 Villanova*	65-62
2/15/18	vs. #6 Purdue	57-53
1/19/19	vs. #2 Michigan	64-54
1/3/20	at #5 Ohio State	61-57

\* NCAA Tournament

- Of those 21 top-25 wins under Gard, a total of 8 have come in true road games. That includes the Badgers' 85-76 win at #12 Michigan State earlier this season.

# WISCONSIN BASKETBALL RECORD BOOK WATCH

## SCHOOL RECORDS – CAREER

### POINTS

18.	1,363	Sam Dekker	2013-15
19.	1,339	Trevon Hughes	2007-10
20.	1,294	Sean Mason	1994-99
21.	1,264	Tracy Webster	1992-94
22.	1,251	Wes Matthews	1978-80
<b>23.</b>	<b>1,234</b>	<b>D'Mitrik Trice</b>	<b>2017-present</b>
24.	1,223	Kammron Taylor	2004-07
25.	1,215	Joe Franklin	1966-68
<b>26.</b>	<b>1,202</b>	<b>Brad Davison</b>	<b>2018-present</b>
27.	1,200	Dale Koehler	1973-76
28.	1,180	Dick Cable	1952-55
29.	1,171	Joe Chernelich	1977-80
30.	1,170	Jason Bohannon	2007-10

--	<b>969</b>	<b>Nate Reuvers</b>	<b>2018-present</b>
----	------------	---------------------	---------------------

### 3-POINT FIELD GOALS

1.	270	Bronson Koenig	2014-17
2.	235	Ben Brust	2011-14
3.	227	Tim Locum	1988-91
4.	217	Kirk Penney	2000-03
<b>5.</b>	<b>216</b>	<b>D'Mitrik Trice</b>	<b>2017-present</b>
6.	213	Michael Finley	1992-95
7.	212	Jason Bohannon	2007-10
8.	193	Trent Jackson	1986-89
9.	187	Devin Harris	2002-04
<b>10.</b>	<b>187</b>	<b>Brad Davison</b>	<b>2018-present</b>
11.	180	Jordan Taylor	2009-12
12.	175	Trévon Hughes	2007-10
13.	167	Tracy Webster	1992-94
14.	166	Sean Mason	1995-99
15.	163	Kammron Taylor	2004-07
16.	162	Andy Kilbride	1992-95
17.	157	Josh Gasser	2011-15
18.	142	Sam Dekker	2013-15
19.	140	Brevin Pritzl	2016-20
<b>20.</b>	<b>133</b>	<b>Aleem Ford</b>	<b>2018-present</b>
21.	120	Jon Bryant	1999-00

### 3-POINT FIELD GOAL ATTEMPTS

1.	695	Bronson Koenig	2014-17
2.	631	Michael Finley	1992-95
3.	606	Ben Brust	2011-14
4.	561	Kirk Penney	2000-03
5.	559	Jason Bohannon	2007-10
<b>6.</b>	<b>555</b>	<b>D'Mitrik Trice</b>	<b>2017-present</b>
<b>7.</b>	<b>521</b>	<b>Brad Davison</b>	<b>2018-present</b>
8.	499	Devin Harris	2002-04
9.	487	Trévon Hughes	2007-10
10.	484	Jordan Taylor	2009-12

### ASSISTS

1.	501	Tracy Webster	1992-94
2.	464	Jordan Taylor	2009-12
3.	423	Ethan Happ	2016-19
4.	388	Mike Heineman	1984-87
5.	371	Michael Finley	1992-95
<b>6.</b>	<b>370</b>	<b>D'Mitrik Trice</b>	<b>2016-present</b>
7.	344	Mike Kelley	1998-01
8.	335	Tom Molaski	1986-89
9.	319	Nigel Hayes	2014-17
10.	311	Mark Vershaw	1998-01

### BLOCKS

<b>1.</b>	<b>163</b>	<b>Nate Reuvers</b>	<b>2018-present</b>
2.	154	Ethan Happ	2016-19
3.	153	Frank Kaminsky	2012-15
4.	144	Jared Berggren	2009-13
5.	124	Rashard Griffith	1994-95

### STEALS

5.	171	Michael Flowers	2005-08
6.	169	Mike Wilkinson	2002-05
7.	168	Michael Finley	1992-95
8.	164	Devin Harris	2002-04
9.	151	Trent Jackson	1986-89
10.	133	Hennssy Auriantal	1996-99
	133	Nigel Hayes	2014-17
12.	131	Claude Gregory	1978-81
<b>13.</b>	<b>118</b>	<b>Brad Davison</b>	<b>2018-present</b>
14.	113	Wes Matthews	1978-80

### FREE THROW PCT. (MIN. 175 FTAS)

1.	.870	Rick Olson (260-299)	1983-86
2.	.856	Tim Locum (166-194)	1988-91
3.	.848	Jason Bohannon (228-269)	2007-10
4.	.837	Josh Gasser (292-349)	2011-15
<b>5.</b>	<b>.823</b>	<b>Brad Davison (269-327)</b>	<b>2018-present</b>
6.	.817	Wes Matthews (273-334)	1978-80
7.	.814	Bronson Koenig (193-237)	2014-17
8.	.804	Mike Carlin (172-214)	1966-68
9.	.801	Dick Miller (246-307)	1954-56
10.	.795	Kammron Taylor (310-390)	2004-07

### ASSIST-TO-TURNOVER RATIO (min. 100 assists)

1.	3.01 (464-154)	Jordan Taylor	2009-12
2.	2.57 (344-134)	Mike Kelley	1998-01
3.	2.25 (284-126)	Josh Gasser	2011-15
<b>4.</b>	<b>2.15 (370-172)</b>	<b>D'Mitrik Trice</b>	<b>2017-present</b>
5.	2.08 (250-120)	Travon Davis	1999-02
6.	2.03 (388-191)	Mike Heineman	1984-87
7.	1.92 (296-154)	Bronson Koenig	2014-17
8.	1.90 (501-263)	Tracy Webster	1992-94
9.	1.86 (335-180)	Tom Molaski	1986-89
10.	1.79 (138-77)	Boo Wade	2003-04

### GAMES STARTED

1.	144	Josh Gasser	2011-15
2.	139	Ethan Happ	2016-19
3.	126	Alando Tucker	2003-07
4.	116	Mike Kelley	1998-01
5.	112	Rick Olson	1983-86
	112	Michael Finley	1992-95
	112	Nigel Hayes	2014-17
8.	109	Andy Kowske	1998-01
	109	Danny Jones	1987-90
	<b>109</b>	<b>Brad Davison</b>	<b>2017-present</b>
10.	108	Joe Chernelich	1977-80
12.	100	Trévon Hughes	2007-10
--	<b>93</b>	<b>D'Mitrik Trice</b>	<b>2017-present</b>

### MINUTES PLAYED

10.	3,759	Jason Bohannon	2007-10
11.	3,712	Mike Kelley	1998-01
12.	3,623	Danny Jones	1987-90
<b>13.</b>	<b>3,603</b>	<b>D'Mitrik Trice</b>	<b>2017-present</b>
<b>14.</b>	<b>3,525</b>	<b>Brad Davison</b>	<b>2017-present</b>
15.	3,466	Mark Vershaw	1998-01
16.	3,438	Trevon Hughes	2007-10
17.	3,416	Kirk Penney	2000-03
18.	3,410	Claude Gregory	1978-81

### COACHING WINS, OVERALL

1.	364-130 (.737)	Bo Ryan (2002-15)
2.	265-267 (.498)	Harold Foster (1935-59)
3.	246-99 (.712)	Walter Meanwell (1912-17, '21-34)
4.	128-165 (.437)	Steve Yoder (1983-92)
<b>5.</b>	<b>113-61 (.649)</b>	<b>Greg Gard (2016-present)</b>
6.	100-114 (.467)	John Erickson (1960-68)
7.	94-68 (.580)	Dick Bennett (1996-00)
8.	88-108 (.449)	John Powless (1969-76)
9.	63-101 (.384)	Bill Cofield (1977-82)
10.	43-15 (.741)	Emmett Angell (1905-08)

### COACHING WINS, BIG TEN

1.	172-68 (.717)	Bo Ryan (2002-15)
2.	158-80 (.660)	Walter Meanwell (1912-17, '21-34)
3.	143-182 (.440)	Harold Foster (1935-59)
<b>4.</b>	<b>65-38 (.631)</b>	<b>Greg Gard (2016-present)</b>
5.	52-74 (.413)	John Erickson (1960-68)

## SCHOOL RECORDS – SEASON

### ASSIST-TO-TURNOVER RATIO

1.	4.30	Mike Kelley	1999
2.	3.83	Jordan Taylor	2011
3.	3.33	Josh Gasser	2015
4.	3.26	Mike Kelley	2000
5.	3.03	Jordan Taylor	2010
6.	2.97	Bronson Koenig	2015
7.	2.63	Jordan Taylor	2012
<b>8.</b>	<b>2.60</b>	<b>D'Mitrik Trice</b>	<b>2021</b>
9.	2.50	Josh Gasser	2011
<b>10.</b>	<b>2.47</b>	<b>D'Mitrik Trice</b>	<b>2020</b>

## SCHOOL RECORDS – SINGLE GAME

### 3-POINT FIELD GOALS

1.	8	Bronson Koenig vs. Va. Tech	3/16/17
	<b>8</b>	<b>Brad Davison at Nebraska</b>	<b>2/15/20</b>
3.	7	Trent Jackson at Ohio State	1/17/87
	7	Tim Locum vs. Butler	12/5/87
	7	Tim Locum vs. Rollins	12/15/89
	7	Larry Hisle vs. UT-Arlington	12/22/90
	7	Michael Finley at Michigan	1/29/94
	7	Tracy Webster vs. Missouri	3/19/94
	7	Michael Finley at E. Michigan	12/10/94
	7	Jon Bryant vs. Fresno State	3/16/00
	7	Keaton Nankivil at Purdue	1/28/10
	7	Jason Bohannon vs. Indiana	2/13/10
	7	Jordan Taylor at Indiana	3/3/11
	7	Ben Brust vs. BYU	11/26/11
	7	Ben Brust vs. UNLV	12/10/11
	7	Rob Wilson vs. Indiana	3/10/12
	<b>7</b>	<b>D'Mitrik Trice vs. Oklahoma</b>	<b>11/22/18</b>

### BLOCKS

1.	9	Brad Sellers vs. Toledo	11/29/82
	<b>9</b>	<b>Nate Reuvers vs. Stanford</b>	<b>11/21/18</b>
3.	8	Kim Hughes vs. Rollins	12/1/73
4.	7	Brad Sellers vs. Minnesota	1/21/82
	7	Brad Sellers vs. Ball State	12/8/82
	7	Jared Berggren vs. Montana	3/15/12
	7	Jared Berggren vs. Iowa	2/6/13
	7	Frank Kaminsky vs. Green Bay	11/19/14



## QUICK FACTS

University of Wisconsin  
Madison, WI 53711



Founded	1848
Enrollment	42,041
Nickname	Badgers
School Colors	Cardinal and White
Affiliation	NCAA Division I
Conference	Big Ten
Chancellor	Rebecca Blank
Director of Athletics	Barry Alvarez
Website	UWBadgers.com
Twitter	@BadgerMBB
Instagram	badgermbb
Facebook	/WisconsinMensBasketball

## HEAD COACH - GREG GARD

Seasons	6th at Wisconsin / 6th overall
Overall Record	113-61 (.649)
Record at Wisconsin	113-61 (.649)
Big Ten Record	65-38 (.631)
NCAA Tourn. Record	4-3 (.571) / 3 Appearances

## KOHL CENTER

Opened	Jan. 17, 1998
Capacity	17,287
Student Section	AreaRED
Record at Kohl Center	322-54 (.856)
Gard record at Kohl Center	71-17 (.807)

## ALL-TIME RECORD

121st season of Wisconsin Basketball
Years: 1898 to present
Overall Record: 1,648-1,223 (.574)
NCAA Tournament Record: 38-23 (.633)
Big Ten Tournament Record: 25-19 (.568)

## BIG TEN CHAMPIONSHIPS (19)

**Titles:** 1907, 1908, 1912, 1913, 1914, 1916  
1918, 1921, 1923, 1924, 1929, 1935, 1941  
1947, 2002, 2003, 2008, 2015, 2020

## BIG TEN TOURNAMENT TITLES (3)

**Titles:** 2004, 2008, 2015

## NCAA TOURNAMENT HISTORY

**Appearances (24):** 1941, 1947, 1994, 1997, 1999  
2000, 2001, 2002, 2003, 2004, 2005, 2006, 2007  
2008, 2009, 2010, 2011, 2012, 2013, 2014, 2015  
2016, 2017, 2019  
**National Championship:** 1941  
**Final Four (4):** 1941, 2000, 2014, 2015  
**Elite Eight (6):** 1941, 1947, 2000, 2005, 2014, 2015  
**Sweet 16 (11):** 1941, 2000, 2003, 2005, 2008  
2011, 2012, 2014, 2015, 2016, 2017

## WISCONSIN BASKETBALL ROSTER 2020-21




**0 D'MITRIK TRICE**  
G, Gr.-Sr., 6-0, 184  
Huber Heights, Ohio



**1 JONATHAN DAVIS**  
G, Fr., 6-5, 196  
La Crosse, Wis.




**2 ALEEM FORD**  
F, Gr.-Sr., 6-8, 217  
Lawrenceville, Ga.




**3 WALT MCGRORY**  
G, Sr., 6-3, 205  
Minneapolis, Minn.




**4 CARTER HIGGINBOTTOM**  
G, R.-So., 6-0, 188  
Chicago, Ill.



**5 TYLER WAHL**  
F, So., 6-9, 220  
Lakeville, Minn.



**11 MICAH POTTER**  
F, G.-Sr., 6-10, 248  
Mentor, Ohio



**12 TREVOR ANDERSON**  
G, Gr.-Sr., 6-3, 195  
Stevens Point, Wis.



**13 JUSTIN TAPHORN**  
G, Fr., 6-5, 198  
Pekin, Ill.



**14 CARTER GILMORE**  
F, Fr., 6-7, 215  
Hartland, Wis.



**20 BEN CARLSON**  
F, Fr., 6-9, 218  
Woodbury, Minn.



**22 STEVEN CROWL**  
F, Fr., 7-0, 217  
Eagan, Minn.



**24 JORDAN DAVIS**  
G, Fr., 6-4, 202  
La Crosse, Wis.



**32 JOE HEDSTROM**  
C, R.-Fr., 7-0, 240  
Hopkins, Minn.



**34 BRAD DAVISON**  
G, Jr., 6-4, 2-6  
Maple Grove, Minn.



**35 NATE REUVERS**  
F, Jr., 6-11, 235  
Lakeville, Minn.



**GREG GARD**  
Head Coach  
6th season at UW



**JOE KRABBHOF**  
Assistant Coach  
5th season at UW



**DEAN OLIVER**  
Assistant Coach  
4th season at UW



**ALANDO TUCKER**  
Interim Assistant Coach  
2nd season at UW

WISCONSIN BADGERS	POS	HT	WT	YR/ELIG	HOMETOWN (HS/LAST SCHOOL)
0 D'Mitrik Trice***	G	6-0	184	Gr./R.-Sr.	Huber Heights, Ohio (Wayne/IMG Academy)
1 Jonathan Davis	G	6-5	196	Fr./Fr.	La Crosse, Wis. (Central)
2 Aleem Ford***	F	6-8	217	Gr./R.-Sr.	Lawrenceville, Ga. (Archer/IMG Academy)
3 Walt McGrory***	G	6-3	205	Sr./Sr.	Minneapolis, Minn. (Edina)
4 Carter Higginbottom*	G	6-0	188	Jr./R.-So.	Chicago, Ill. (St. Ignatius)
5 Tyler Wahl*	F	6-9	220	So./So.	Lakeville, Minn. (North)
11 Micah Potter*	F	6-10	248	Gr./R.-Sr.	Mentor, Ohio (Monteverde Acad./Ohio State)
12 Trevor Anderson**	G	6-3	195	Gr./R.-Sr.	Stevens Point, Wis. (HS/Green Bay)
13 Justin Taphorn	G	6-5	198	Fr./Fr.	Pekin, Ill. (Pekin)
14 Carter Gilmore	F	6-7	215	Fr./Fr.	Hartland, Wis. (Arrowhead)
20 Ben Carlson	F	6-9	218	Fr./Fr.	Woodbury, Minn. (East Ridge)
22 Steven Crowl	F	7-0	217	Fr./Fr.	Eagan, Minn. (Eastview)
24 Jordan Davis	G	6-4	202	Fr./Fr.	La Crosse, Wis. (Central)
32 Joe Hedstrom*	C	7-0	247	Jr./R.-So.	Hopkins, Minn. (HS)
34 Brad Davison***	G	6-4	202	Sr./Sr.	Maple Grove, Minn. (HS)
35 Nate Reuvers***	F	6-11	235	Sr./Sr.	Lakeville, Minn. (North)

\* letters earned at UW | Gr. - Graduate school student

**Head Coach:** Greg Gard (6th)  
**Assistant Coaches:** Joe Krabbenhoft (5th),  
Dean Oliver (4th), Alando Tucker (interim, 2nd)  
**Dir. of Basketball Operations:** Marc VandeWetterling

**Head Athletic Trainer:** Henry Perez-Guerra  
**Video Director:** A.J. Van Handel  
**Asst. Dir. of Basketball Operations:** Kyle Blackburn

## WISCONSIN PRONUNCIATION GUIDE)

Steven Crowl	rhymes with foul	Carter Gilmore	GILL-more	Nate Reuvers	REE-vers
Brad Davison	DAVE-eh-son	Joe Hedstrom	HEAD-strum	D'Mitrik Trice	Duh-MEE-trick
Aleem Ford	uh-LEEM	Walt McGrory	muh-GRORE-ee	Tyler Wahl	WALL



## THE GARD FILE

### ■ Career Record (6th Season): 113-61 (.653)

- Record at Wisconsin (6th Season): 113-61 (.649)
- Big Ten Record (6th Season): 65-38 (.631)
- NCAA Tournament Appearances/Record: 3 / 4-3 (.572)
- Hometown: Cobb, Wis.
- Alma Mater: UW-Platteville, 1995 (Physical & Health Ed)  
Master's Degree: UW-Platteville, 2007 (Counselor Ed)
- Family: Wife Michelle  
Daughters, Mackenzie and Peyton; Son, Isaac

## COACHING EXPERIENCE

Position	School	Years
Assistant Coach	Southwestern (Wis.) HS	1990-93
Assistant Coach	Platteville (Wis.) HS	1993-94
Assistant Coach	UW-Platteville	1993-99
Assistant Coach	UW-Milwaukee	1999-01
Assoc. Head Coach	Wisconsin	2001-15
Head Coach	Wisconsin	2015-Present

## CAREER HIGHLIGHTS

Date	Highlight
Dec. 15, 2015	Assumes role of interim head coach upon the retirement of Bo Ryan
Dec. 23, 2015	First career win, 84-79, vs. Green Bay
Jan. 2, 2016	First Big Ten win, 79-57, vs. Rutgers
Jan. 17, 2016	First ranked win, 77-76, vs. #4 MSU
Jan. 26, 2016	UW claims 82-79 overtime win over eventual Big Ten champion #19 Indiana
Feb. 13, 2016	First road win over ranked team, 70-57, at #2 Maryland
March 7, 2016	Officially named Wisconsin head coach
March 18, 2016	First NCAA tournament win, 47-43, against 10th-seeded Pittsburgh
April 4, 2016	Jim Phelan National Coach of the Year
March 18, 2017	Leads UW to its fourth-ever win over No. 1 team in the nation with a 65-62 victory over top-seeded Villanova in NCAA tournament second round
Feb. 15, 2018	Badgers tally sixth top-10 win in three seasons under Gard (#6 Purdue, 57-53)
Jan. 19, 2019	UW earns fourth win over top-5 team under Gard (#2 Michigan, 64-54)
Jan. 3, 2020	UW wins at #5 Ohio State, 61-47

A coaching veteran of 30 years, Greg Gard will enter his sixth season atop the Wisconsin men's basketball program in 2020-21 after proving himself as one of the best head coaches in the Big Ten. Gard earned 2020 Big Ten Coach of the Year honors after leading the Badgers to the regular season conference championship last season.

Wisconsin's incredible postseason success hasn't wavered on Gard's watch either, participating in the NCAA tournament in three of his first four seasons and earning the Big Ten's automatic qualifier status in the canceled 2020 Big Dance. Gard's postseason ledger includes a pair of Sweet 16 appearances in each of his first two seasons at the helm.

In just five seasons as head coach, Gard has posted a record of 101-57, becoming the second-fastest (157 games) Wisconsin coach to 100 overall wins in the NCAA tournament era. He has also guided the Badgers to a conference record of 59-35, and his .628 conference win percentage ranks sixth among Big Ten coaches of the last 40 years.

After initially taking over on an interim basis midway through the 2015-16 season, Gard would go on to win the Jim Phelan National Coach of the Year Award that season and was officially named head coach of the Badgers on March 7, 2016. Through five seasons, Gard has already risen to fifth on the school's all-time wins list and owns the third-best win percentage at UW.

Gard's most recent season leading the Badgers might have been his best. After opening the season 5-5 overall and then 5-5 in the Big Ten, Wisconsin won nine of its last 10 games, including its final eight games of the season to win a share of the 2020 conference title and claim the No. 1 seed for the later canceled Big Ten tournament. During that run, UW knocked off No. 14 Michigan State, won at No. 19 Michigan and closed the season with a win at Indiana to clinch the title.

In his inaugural season as head coach, Gard led the Badgers to the 2016 NCAA Tournament Sweet 16, becoming just the second-ever first-year coach to win the Jim Phelan National Coach of the Year award. He followed that up by leading UW to the fifth-highest single-season win total in school history (27-10) and making a second-consecutive visit to the Sweet 16.

Gard is just the third coach in the last 20 years to pilot his team to the Sweet 16 in each of his first two seasons, joining UCLA's Steve Lavin (1996-97) and Gonzaga's Mark Few (2000-01).

Gard's Badgers would follow that up with another

12-6 conference campaign in 2017, finishing second in both the regular season and the Big Ten tournament. Wisconsin would cap off its 27-win season with a signature win in the NCAA tournament, knocking off the nation's No. 1 team Villanova, 65-62, to advance to the Sweet 16.

In 2018-19, Gard piloted the Badgers back to the Big Dance, posting a 23-11 overall record. Wisconsin also boasted a mark of 14-6 in Big Ten play, winning 14 conference games for just the 3rd time in school history, joining 16-win seasons in 2008 and 2015.

In 19 total seasons on the Badgers' bench, Gard has seen the Badgers finish lower than fourth in the Big Ten standings just once while amassing a combined mark of 231-103 (.692) in league play.

During his tenure as head coach, Gard has helped a pair of players reach first-team All-Big Ten status: Nigel Hayes earned the nod in 2016 and third-team All-American Ethan Happ received the distinction in both 2017, 2018 and 2019.

Long considered one of the top assistant coaches in the game, Gard served as an assistant at Wisconsin for 14-plus seasons, including the final seven as the associate head coach. During that time, Gard served as the Badgers' recruiting coordinator in addition to on-floor coaching duties, opponent scouting and game preparation, and the constructing of future game schedules. He was also the director of the Badger Boys Basketball Summer Camps.

Gard helped guide the Badgers to back-to-back Final Fours in 2014 and 2015, and in 2015 UW reached its first national championship game since 1941. UW shattered the school's single-season wins record (36) in 2015, becoming one of just 10 teams with at least 36 wins in DI history. In 2014, UW finished 30-8 and won at least 30 games for just the third time in school history.

In fact, Gard has been on the bench for each of the top 13 winningest seasons at Wisconsin.

Prior to coming to Wisconsin in 2001, Gard spent the previous two seasons as Ryan's assistant at UW-Milwaukee. Previously, Gard served as an assistant coach to Ryan at UW-Platteville from 1993-99. During Gard's years on the Pioneer staff, UW-Platteville compiled a 161-13 (.925) record and won three NCAA Division III titles, five straight Wisconsin Intercollegiate Athletic Conference (WIAC) championships and appeared in six consecutive NCAA tournaments.

## GARD YEAR-BY-YEAR

Year	School	Record	Pct.	Conf.	Record	Place	Postseason
2015-16	Wisconsin	15-8	.652	Big Ten	12-6	T-3rd	NCAA Sweet 16
2016-17	Wisconsin	27-10	.730	Big Ten	12-6	T-2nd	NCAA Sweet 16
2017-18	Wisconsin	15-18	.455	Big Ten	7-11	9th	--
2018-19	Wisconsin	23-11	.676	Big Ten	14-6	4th	NCAA First Round
2019-20	Wisconsin	21-10	.677	Big Ten	14-6	T-1st	--
2020-21	Wisconsin	12-4	.750	Big Ten	6-3	--	--
<b>Totals (6 seasons)</b>		<b>113-61</b>	<b>(.649)</b>		<b>65-38</b>	<b>(.631)</b>	<b>3 NCAA appearances</b>

## GARD vs. DIVISION I TEAMS

Team	Home	Away	Neut.	Total
Arkansas-Pine Bluff	1-0	0-0	0-0	1-0
Baylor	0-0	0-0	0-1	0-1
Central Arkansas	1-0	0-0	0-0	1-0
Chicago State	2-0	0-0	0-0	2-0
Coppin State	1-0	0-0	0-0	1-0
Creighton	0-0	0-1	0-0	0-1
Eastern Illinois	2-0	0-0	0-0	2-0
Florida	0-0	0-0	0-1	0-1
Florida A&M	1-0	0-0	0-0	1-0
Georgetown	0-0	0-0	1-0	1-0
Grambling State	1-0	0-0	0-0	1-0
Green Bay	5-0	0-0	0-0	5-0
Houston Baptist	1-0	0-0	0-0	1-0
Idaho State	1-0	0-0	0-0	1-0
Illinois	3-1	4-0	0-0	7-1
Indiana	5-0	2-2	1-0	8-2
Iowa	1-1	2-2	0-0	3-3
Louisville	1-0	0-0	0-0	1-0
Loyola	1-0	0-0	0-0	1-0
Marquette	1-1	1-2	0-0	2-3
Maryland	3-2	1-2	1-0	5-4
UMass Lowell	1-0	0-0	0-0	1-0
McNeese State	1-0	0-0	0-0	1-0
Michigan	3-1	1-3	0-1	4-5
Michigan State	2-2	1-4	0-2	3-8
Milwaukee	2-0	0-0	0-0	2-0
Minnesota	4-1	3-1	0-0	7-2
Nebraska	3-1	3-1	1-1	7-3
New Mexico	0-0	0-0	0-1	0-1
North Carolina	0-0	0-0	0-1	0-1
North Carolina State	1-0	0-1	0-0	1-1
Northwestern	3-2	2-1	1-0	6-3
Notre Dame	0-0	0-0	0-1	0-1
Ohio State	3-2	2-1	0-0	5-3
Oklahoma	1-0	0-0	1-0	2-0
Oregon	0-0	0-0	0-1	0-1
Penn State	2-0	4-0	0-0	6-0
Pittsburgh	0-0	0-0	1-0	1-0
Prairie View A&M	1-0	0-0	0-0	1-0
Purdue	2-2	0-4	0-0	2-6
Rhode Island	1-0	0-0	0-0	1-0
Rider	1-0	0-0	0-0	1-0
Richmond	0-0	0-0	0-1	0-1
Rutgers	4-0	1-2	1-0	6-2
Saint Mary's	0-0	0-0	0-1	0-1
Savannah State	1-0	0-0	0-0	1-0
South Carolina State	1-0	0-0	0-0	1-0
Stanford	0-0	0-0	1-0	1-0
Syracuse	1-0	0-0	0-0	1-0
Temple	0-0	0-1	0-0	0-1
Tennessee	0-0	1-0	1-0	2-0
UCLA	0-0	0-0	0-1	0-1
Villanova	0-0	0-0	1-0	1-0
Virginia	0-0	0-1	0-1	0-2
Virginia Tech	0-0	0-0	1-0	1-0
Western Kentucky	1-0	0-1	0-0	1-1
Xavier	0-1	1-0	1-0	2-1
Yale	1-0	0-0	0-0	1-0
<b>Total</b>	<b>71-17</b>	<b>29-30</b>	<b>13-14</b>	<b>113-61</b>



# HOME SWEET HOME

The Badgers are VERY good at the Kohl Center



## WISCONSIN AT HOME SINCE 2001-02

<b>284-41 (.877)</b>	Overall Home Record
<b>143-28 (.841)</b>	vs. Big Ten teams
<b>141-13 (.916)</b>	vs. non-conference teams
<b>106-13 (.891)</b>	vs. unranked Big Ten teams
<b>46-19 (.719)</b>	vs. teams ranked in the AP top 25
<b>33-5 (.868)</b>	vs. in-state teams
<b>Win Streak</b>	vs. IND (15-0), PSU (14-0)
<b>One-loss</b>	vs. NEB (5-1)
<b>Two-loss</b>	vs. MINN (14-2), MICH (13-2), IOWA (12-2), MARY (3-2)

## NCAA'S TOUGHEST VENUES

Since the Kohl Center opened in 1998, Wisconsin has been nearly unbeatable on its home floor. In fact, among active venues, the Kohl Center is among the toughest for road teams to come in and steal a win.

Team	Record	Pct.
1. Gonzaga (McCarthy Center) . . . . .	220-15	.936
2. Kentucky (Rupp Arena) . . . . .	610-73	.893
3. Oregon (Matthew Knight Arena) . . . . .	161-20	.890
4. Kansas (Allen Fieldhouse) . . . . .	807-114	.876
Michigan State (Breslin Center) . . . . .	427-63	.871
6. Belmont (Curb Events Center) . . . . .	200-30	.870
7. Louisville (KFC Yum! Center) . . . . .	167-26	.865
8. UCLA (Pauley Pavilion) . . . . .	768-126	.859
<b>9. Wisconsin (Kohl Center) . . . . .</b>	<b>320-53</b>	<b>.858</b>
10. Xavier (Cintas Center) . . . . .	276-47	.854

(games through Jan. 1, 2020)

## STREAKING

Of the 9 longest home streaks in school history, 5 have come in the last 18 seasons, including a record 38-game home win streak from 2002 to 2005.

No.	Began	Ended
<b>38</b>	<b>12/7/2002 (UNLV)</b>	<b>1/25/2005 (ILL)</b>
33	3/8/1911 (NW)	1/23/1915 (Chic.)
<b>28</b>	<b>2/8/2006 (IND)</b>	<b>12/8/2007 (Marq.)</b>
24	1/14/1929 (IND)	2/14/1931 (MIN)
<b>23</b>	<b>2/13/2010 (IND)</b>	<b>12/3/2011 (Marq.)</b>
<b>19</b>	<b>1/17/2016 (MSU)</b>	<b>2/12/2017 (NW)</b>
18	2/27/1909 (PUR)	3/1/1911 (MIN)
18	2/19/1915 (PUR)	1/26/1917 (Chic.)
<b>18</b>	<b>2/5/2009 (ILL)</b>	<b>2/9/2010 (ILL)</b>

- Since the 2001-02 season when **Greg Gard** first joined staff, Wisconsin has compiled a 284-41 (.874) record at the Kohl Center.
- Over the last 15 seasons, UW is 143-28 (.836) in Big Ten home games, the best mark in the conference.
- Over the last 15 seasons, 212 of the Badgers' 284 home wins have come by at least 10 points (74.6 percent).
- Wisconsin has trailed at halftime in only 67 of 325 home games since 2001-02. UW has come back to win 40 of those 67 games (59.7 percent).
- In 2019-20, the Badgers led the Big Ten and ranked 6th nationally in attendance, selling out nearly every game (16,912 per game). UW has led the Big Ten in attendance 14 of the last 18 seasons and finished among the nation's top 7 in each of the last 20 years.

## BIG KOHL CENTER WINS

Most memorable home wins since opening in 1998:

**Jan. 17, 1998 - UW 56, Northwestern 33**

First-ever game in the Kohl Center

**Dec. 1, 2001 - UW 70, UW-Green Bay 57**

Bo Ryan's first victory at the Kohl Center

**Dec. 22, 2001 - UW 86, #14 MU 63**

Kirk Penney scores 33 points in UW's first win over a ranked team under Bo Ryan

**Jan. 5, 2002 - UW 72, #7 Illinois 66**

Ryan's first win over a top-10 team at UW

**Feb. 27, 2002 - UW 74, Michigan 54**

UW clinches share of first Big Ten title since '47

**Dec. 7, 2002 - UW 91, UNLV 74**

UW begins school-record 38-game home win streak - Alando Tucker 24 points, 18 rebounds

**March 5, 2003 - UW 60, #14 Illinois 59**

Devin Harris makes 1-of-2 FTs with 0.4 seconds left to clinch outright Big Ten title

**Dec. 23, 2004 - UW 85, UNC Green. 53**

UW wins school-record 34th-straight home game

**Jan. 16, 2005 - UW 62, #15 Mich. St. 59**

Wisconsin overcomes 8-point deficit with 1:58 remaining to win its 38th-straight home game

**Feb. 9, 2005 - UW 72, Iowa 69**

UW overcomes a 13-point deficit with 12:27 remaining

**March 1, 2005 - UW 62, Indiana 60**

Alando Tucker scores putback as time expires

**Feb. 15, 2006 - UW 78, #12 Ohio St. 73**

UW overcomes a nine-point halftime deficit to beat No. 12 Ohio State

**Dec. 16, 2006 - UW 89, #2 Pitt 75**

Alando Tucker and Brian Butch combine for 59 pts

**Jan. 9, 2007 - UW 72, #5 Ohio St. 69**

Badgers win the first matchup in school history of top-five teams

**March 3, 2007 - UW 52, Michigan St. 50**

Kammron Taylor wins it on 3fg with 3.9 seconds left

**Dec. 2, 2009 - UW 73, #6 Duke 69**

Trevon Hughes scores 26 as UW's win clinches Big Ten's first Big Ten/ACC title

**Jan. 9, 2010 - UW 73, #4 Purdue 66**

Jordan Taylor (23) and Jason Bohannon (20) help end Purdue's undefeated season

**Feb. 2, 2010 - UW 67, #5 Michigan State 49**

Badgers end MSU's 9-0 Big Ten start

**Feb. 12, 2011 - UW 71, #1 Ohio State 67**

Stopped OSU's 24-0 start and UW's first win over AP No. 1 since 1962

**Feb. 9, 2013 - UW 65, #2 Michigan 62 (OT)**

Ben Brust's half-court buzzer-beater sends game to overtime where UW wins

**Nov. 19, 2013 - UW 103, North Dakota 85**

UW's first 100-point game since '95, Frank Kaminsky scores UW record 43 points

**Feb. 9, 2014 - UW 60, #8 Michigan State 58**

Treavon Jackson hits game-winning jumper with 2.1 seconds left in Bo Ryan's 150th Big Ten win

**March 1, 2015 - #6 UW 68, Michigan State 61**

UW claims 18th Big Ten championship and the 4th under Bo Ryan as Frank Kaminsky scores 31

**Dec. 23, 2015 - UW 84, Green Bay 79**

Greg Gard's first win as interim head coach

**Jan. 17, 2016 - UW 77, #4 Michigan State 76**

Gard's first ranked win, Koenig/Hayes total 52 pts

**Feb. 15, 2018 - UW 57, #6 Purdue 53**

Ethan Happ tallies 21 pts and 12 reb as Badgers raise Frank Kaminsky's No. 44 into rafters

**Jan. 19, 2019 - UW 64, #2 Michigan 54**

UW knocks off 17-0 Michigan behind 26 points, 10 rebounds and 7 assists from Ethan Happ

**Feb. 1, 2020 - UW 64, #14 Michigan State 63**

UW wins first game over MSU since 2016

**Dec. 19, 2020 - UW 85, #23 Louisville 48**

UW's largest-ever win over a top-25 team

0 | D'MITRIK TRICE

R-Senior | Guard | 6-0 | 184  
Huber Heights, Ohio | IMG Academy (Fla.)



Twitter: @DMitrikTrice22 | Instagram: dmitrik\_trice0

INDIVIDUAL BENCHMARKS		
	SEASON	CAREER
GP/GS	16/16	128/93
10+ POINTS:	12	54
20+ POINTS:	4	11
30+ POINTS:	1	1
3+ 3-PTERS MADE:	6	31
3+ ASSISTS:	11	68
LED UW IN PTS:	7	18
LED UW IN AST:	11	54

**GET TO KNOW D'MITRIK**

Trice has had a big impact at Wisconsin since stepping onto campus in 2016. Having played in over 125 games, including over 90 career starts, Trice is the most experienced Badger on the roster. A Third-Team All-Big Ten honoree last season, Trice rounded out his game and set new career highs in points, rebounds, assists, blocks and steals while starting all 31 games at point guard.

- CAREER**
- Currently ranks 4th in school history with a career 2.15 assist-to-turnover ratio (370 assists, 172 TOs).
  - Ranks 6th in school history with 370 career assists.
  - Ranks 5th in school history with 216 career 3FG.
  - Scored his 1,000th career point in UW's Big Ten title-clinching win at Indiana (3/7/20). Became the first player in school history to amass 1,000 pts, 300 reb & 300 ast by his junior season.
  - Became just the fifth true freshman to start a game at Wisconsin since 2000, joining Devin Harris, Alando Tucker, Josh Gasser & Sam Dekker.

- HONORS**
- 2021 Bob Cousy Point Guard of the Year candidate
  - 2020 Third-Team All-Big Ten
  - 2019 All-Big Ten Honorable Mention
  - Big Ten Player of the Week (Dec. 23, 2019)
  - 3x Academic All-Big Ten (2018, '19, '20)

- TOP SEASON PERFORMANCES**
- **INDIANA (1/7/21):** Played a career-high 47 minutes and led UW to a double-overtime win, finishing with 21 points, 7 assists and only 1 turnover.
  - **#21 MINNESOTA (12/31/20):** Tallied 14 points, 5 rebounds, 5 assists and 2 steals in 33 minutes.
  - **@ #12 MICHIGAN ST (12/25/20):** Scored a season-high 29 points (4-7 3FG), including a career day at the free throw line (11-15 FT).

SEASON HIGHS	
POINTS:	29 at Michigan State (12/25/20)
FIELD GOALS:	8 vs. Maryland (12/28/20)
FG ATTEMPTS:	15 (2x) MR vs. Indiana (1/7/21)
3-POINT FGS:	4 (2x) MR at Michigan (1/12/21)
3-POINT FGAS:	7 (4x) MR at Michigan (1/12/21)
FREE THROWS:	11 at Michigan State (12/25/20)
FT ATTEMPTS:	15 at Michigan State (12/25/20)
REBOUNDS:	6 at Marquette (12/4/20)
ASSISTS:	8 vs. Ohio State (1/23/21)
BLOCKS:	--
STEALS:	3 vs. Eastern Illinois (11/25/20)
MINUTES:	47 vs. Indiana (1/7/21)

CAREER HIGHS	
POINTS:	31 vs. Milwaukee (12/21/19)
FIELD GOALS:	11 vs. Milwaukee (12/21/19)
FG ATTEMPTS:	20 vs. Stanford (11/21/18)
3-POINT FGS:	7 vs. Oklahoma (11/22/18)
3-POINT FGAS:	10 vs. Oregon (3/22/19)
FREE THROWS:	11 at Michigan State (12/25/20)
FT ATTEMPTS:	15 at Michigan State (12/25/20)
REBOUNDS:	10 vs. Nebraska (1/21/20)
ASSISTS:	9 vs. Rutgers (2/23/20)
BLOCKS:	1 (9x) MR at Indiana (3/7/20)
STEALS:	3 (8x) MR vs. E. Illinois (11/25/20)
MINUTES:	47 vs. Indiana (1/7/21)

GAME-BY-GAME STATISTICS

Opponent	Date	gs	min	Total		3-Pointers		Free throws		Rebounds				pf	a	t/o	blk	stl	pts	avg	
				fg-fga	pct	3fg-fga	pct	ft-fa	pct	off	def	tot	avg								
EASTERN ILLINOIS	11/25/20	*	29	2-6	.333	1-4	.250	6-8	.750	0	2	2	2.0	1	5	0	0	3	11	11.0	
ARK.-PINE BLUFF	11/27/20	*	19	6-9	.667	3-6	.500	0-0	.000	0	3	3	2.5	0	3	0	0	0	15	13.0	
GREEN BAY	12/01/20	*	23	2-6	.333	0-1	.000	0-0	.000	0	4	4	3.0	0	5	0	0	0	4	10.0	
at Marquette	12/04/20	*	32	6-14	.429	3-5	.600	2-2	1.000	0	6	6	3.8	1	2	3	0	1	17	11.8	
RHODE ISLAND	12/09/20	*	35	2-8	.250	1-4	.250	3-6	.500	0	4	4	3.8	3	4	2	0	1	8	11.0	
LOYOLA CHICAGO	12/15/20	*	32	6-15	.400	1-4	.250	4-5	.800	0	1	1	3.3	1	2	0	0	2	17	12.0	
LOUISVILLE	12/19/20	*	19	3-3	1.000	3-3	1.000	0-0	.000	0	2	2	3.1	2	5	0	0	1	9	11.6	
NEBRASKA	12/22/20	*	33	3-13	.231	1-7	.143	0-0	.000	0	4	4	3.3	1	1	3	0	0	7	11.0	
at Michigan St.	12/25/20	*	32	7-14	.500	4-7	.571	11-15	.733	0	2	2	3.1	0	2	2	0	2	29	13.0	
MARYLAND	12/28/20	*	34	8-14	.571	3-6	.500	6-7	.857	0	4	4	3.2	2	3	3	0	0	25	14.2	
MINNESOTA	12/31/20	*	33	6-11	.545	2-3	.667	0-0	.000	0	5	5	3.4	3	5	2	0	2	14	14.2	
INDIANA	01/07/21	*	47	7-15	.467	2-7	.286	5-6	.833	0	3	3	3.3	0	7	1	0	0	21	14.8	
at Michigan	01/12/21	*	35	7-13	.538	4-7	.571	2-2	1.000	0	2	2	3.2	1	2	2	0	0	20	15.2	
at Rutgers	01/15/21	*	32	4-8	.500	2-5	.400	3-4	.750	0	4	4	3.3	2	5	2	0	2	13	15.0	
NORTHWESTERN	01/20/21	*	34	4-11	.364	2-6	.333	2-2	1.000	0	2	2	3.2	2	4	2	0	0	12	14.8	
OHIO ST.	01/23/21	*	38	4-8	.500	2-5	.400	2-4	.500	0	4	4	3.3	4	8	2	0	0	12	14.6	
Totals			16	507	77-168	.458	34-80	.425	46-61	.754	0	52	52	3.3	23	63	24	0	14	234	14.6
Games played: 16										Rebounds/game: 3.3											
Minutes/game: 31.7										Assists/game: 3.9											
Points/game: 14.6										Turnovers/game: 1.5											
FG Pct: 45.8										Assist/turnover ratio: 2.6											
3FG Pct: 42.5										Steals/game: 0.9											
FT Pct: 75.4																					

CAREER STATISTICS																						
Season	gp-gs		Total		3-Point		F-Throws		Rebounds				pf	fo	ast	to	blk	stl	Scoring			
	gp-gs	min/avg	fg-fga	pct	fg-fga	pct	ft-fa	pct	off	def	tot	avg							pts	avg		
2016-17	37-2	677/18.3	70-184	.380	38-91	.418	30-38	.789	7	62	69	1.9	51	0	63	37	3	20	208	5.6		
2017-18	10-10	315/31.5	35-92	.380	12-40	.300	12-17	.706	2	18	20	2.0	13	0	23	13	1	6	94	9.4		
2018-19	34-34	1107/32.6	133-346	.384	76-195	.390	51-68	.750	6	88	94	2.8	65	1	90	45	1	30	393	11.6		
2019-20	31-31	997/32.2	104-274	.380	56-149	.376	41-55	.745	8	117	125	4.0	37	0	131	53	4	24	305	9.8		
2020-21	16-16	507/31.7	77-168	.458	34-80	.425	46-61	.754	0	52	52	3.3	23	0	63	24	0	14	234	14.6		
TOTAL	128-93	3603/28.1	419-1064	.394	216-555	.389	180-239	.753	23	337	360	2.8	189	1	370	172	9	94	1234	9.6		



1 | JONATHAN DAVIS

Freshman | Guard | 6-5 | 196  
La Crosse, Wis. | La Crosse Central



Twitter: @JonathanCDavis1 | Instagram: jonathandavis1

INDIVIDUAL BENCHMARKS

	SEASON	CAREER
GP/GS	16/0	16/0
10+ POINTS:	2	2
20+ POINTS:	0	0
2+ 3-PTERS MADE:	0	0
3+ ASSISTS:	1	1
5+ REBOUNDS:	9	9
LED UW IN PTS:	0	0
LED UW IN REB:	4	4

GET TO KNOW JONATHAN

Four-star recruit Jonathan Davis joins the Badgers after a decorated senior season that saw him named "Wisconsin Mr. Basketball." Davis finished his high school career as La Crosse Central's all-time leading scorer with 2,158 points. Along with brother and fellow Badger, Jordan, he helped lead Central to the WIAA Division 2 state tournament each of his three years on the varsity team, capturing the state title in 2017. As a senior, Davis averaged 27.4 points and 9.2 rebounds per game for the Red Raiders, who reached the Division 2 sectional final before the season was ended due to the COVID-19 pandemic. His junior season, Davis was named conference player of the year after averaging 23 points, 9 rebounds and 3 assists per game for Central, also earning unanimous first-team all-state selection and first-team all-conference honors. A standout quarterback on the football field, Davis was a first-team all-state starter and passed for 6,572 yards and 56 touchdowns, while rushing for more than 2,000 yards and scoring another 34 touchdowns on the ground.

HONORS

- 2020 Wisconsin Mr. Basketball
- 2017 WIAA Division 2 State Champion (basketball)
- La Crosse Central all-time leading scorer (2,158 pts)

TOP SEASON PERFORMANCES

- **INDIANA (1/7/21):** Played a career-high 41 minutes and led UW in rebounding with a career high 8 rebounds, as well as a career-high 3 steals.
- **NEBRASKA (12/22/20):** Energized the Badgers off the bench, finishing with a +/- of +24 after recording 7 points and 6 rebounds in 24 minutes.
- **LOYOLA (12/15/20):** Matched his career high with 12 points (5-10 FG), plus 5 rebounds and 2 assists.
- **@ MARQUETTE (12/4/20):** Set career highs in points (12), FTs and FTAs (4-4) and minutes (30).

SEASON HIGHS

POINTS: 12 vs. Loyola (12/15/20)  
FIELD GOALS: 5 vs. Loyola (12/15/20)  
FG ATTEMPTS: 11 vs. Indiana (1/7/21)  
3-POINT FGS: 1 (4x) MR vs. Nebraska (12/22/20)  
3-POINT FGAS: 2 (3x) MR vs. Indiana (1/7/21)  
FREE THROWS: 4 at Marquette (12/4/20)  
FT ATTEMPTS: 4 at Marquette (12/4/20)  
REBOUNDS: 8 (2x) MR vs. Indiana (1/7/21)  
ASSISTS: 3 vs. Louisville (12/19/20)  
BLOCKS: 2 vs. Rhode Island (12/9/20)  
STEALS: 3 vs. Indiana (1/7/21)  
MINUTES: 41 vs. Indiana (1/7/21)

CAREER HIGHS

POINTS: 12 vs. Loyola (12/15/20)  
FIELD GOALS: 5 vs. Loyola (12/15/20)  
FG ATTEMPTS: 11 vs. Indiana (1/7/21)  
3-POINT FGS: 1 (4x) MR vs. Nebraska (12/22/20)  
3-POINT FGAS: 2 (3x) MR vs. Indiana (1/7/21)  
FREE THROWS: 4 at Marquette (12/4/20)  
FT ATTEMPTS: 4 at Marquette (12/4/20)  
REBOUNDS: 8 (2x) MR vs. Indiana (1/7/21)  
ASSISTS: 3 vs. Louisville (12/19/20)  
BLOCKS: 2 vs. Rhode Island (12/9/20)  
STEALS: 3 vs. Indiana (1/7/21)  
MINUTES: 41 vs. Indiana (1/7/21)

GAME-BY-GAME STATISTICS

Opponent	Date	gs	min	Total		3-Pointers		Free throws		Rebounds				pf	a	t/o	blk	stl	pts	avg
				fg-fga	pct	3fg-fga	pct	ft-fa	pct	off	def	tot	avg							
EASTERN ILLINOIS	11/25/20	15	4-7	.571	0-1	.000	0-0	.000	1	1	2	2.0	1	1	2	1	1	1	8	8.0
ARK-PINE BLUFF	11/27/20	24	3-10	.300	1-2	.500	2-3	.667	0	8	8	5.0	1	2	0	1	0	9	8.5	
GREEN BAY	12/01/20	19	1-4	.250	0-0	.000	0-0	.000	2	3	5	5.0	2	1	1	1	0	2	6.3	
at Marquette	12/04/20	30	4-7	.571	0-1	.000	4-4	1.000	4	2	6	5.3	2	0	0	0	1	12	7.8	
RHODE ISLAND	12/09/20	17	2-5	.400	0-1	.000	2-2	1.000	1	2	3	4.8	1	1	0	2	0	6	7.4	
LOYOLA CHICAGO	12/15/20	23	5-10	.500	1-1	1.000	1-3	.333	2	3	5	4.8	1	2	0	0	1	12	8.2	
LOUISVILLE	12/19/20	21	3-4	.750	1-1	1.000	0-1	.000	2	4	6	5.0	0	3	2	1	2	7	8.0	
NEBRASKA	12/22/20	25	3-7	.429	1-2	.500	0-0	.000	3	3	6	5.1	0	0	1	0	0	7	7.9	
at Michigan St.	12/25/20	30	3-6	.500	0-0	.000	1-3	.333	0	2	2	4.8	4	2	0	1	1	7	7.8	
MARYLAND	12/28/20	18	2-3	.667	0-1	.000	0-0	.000	1	2	3	4.6	3	0	1	0	0	4	7.4	
MINNESOTA	12/31/20	31	4-7	.571	0-1	.000	0-1	.000	0	3	3	4.5	2	0	1	0	1	8	7.5	
INDIANA	01/07/21	41	2-11	.182	0-2	.000	2-2	1.000	1	7	8	4.8	1	0	0	0	3	6	7.3	
at Michigan	01/12/21	26	0-6	.000	0-1	.000	0-0	.000	1	3	4	4.7	0	1	1	1	1	0	6.8	
at Rutgers	01/15/21	11	1-2	.500	0-0	.000	0-0	.000	1	1	2	4.5	4	1	2	1	0	2	6.4	
NORTHWESTERN	01/20/21	22	3-6	.500	0-0	.000	2-2	1.000	3	3	6	4.6	1	2	1	1	1	8	6.5	
OHIO ST.	01/23/21	31	2-6	.333	0-1	.000	1-2	.500	2	3	5	4.6	3	2	0	0	1	5	6.4	
Totals		0	384	42-101	.416	4-15	.267	15-23	.652	24	50	74	4.6	26	18	12	10	13	103	6.4

Games played: 16  
Minutes/game: 24.0  
Points/game: 6.4  
FG Pct: 41.6  
3FG Pct: 26.7  
FT Pct: 65.2

Rebounds/game: 4.6  
Assists/game: 1.1  
Turnovers/game: 0.8  
Assist/turnover ratio: 1.5  
Steals/game: 0.8  
Blocks/game: 0.6

CAREER STATISTICS

Season	gp-gs	min/avg	Total		3-Point		F-Throws		Rebounds				pf	fo	ast	to	blk	stl	Scoring	
			fg-fga	pct	fg-fga	pct	ft-fa	pct	off	def	tot	avg							pts	avg
2020-21	16-0	384/24.0	42-101	.416	4-15	.267	15-23	.652	24	50	74	4.6	26	0	18	12	10	13	103	6.4
TOTAL	16-0	384/24.0	42-101	.416	4-15	.267	15-23	.652	24	50	74	4.6	26	0	18	12	10	13	103	6.4

2 | ALEEM FORD

R-Junior | Forward | 6-8 | 217  
Lawrenceville, Ga. | Archer/IMG Academy



Twitter: @Aleemty2 | Instagram: Aleemty2

INDIVIDUAL BENCHMARKS

	SEASON	CAREER
GP/GS:	16/16	111/67
10+ POINTS:	10	33
3+ 3FGS:	1	12
LED UW IN PTS:	2	4
5+ REBOUNDS:	6	28
DOUBLE-DOUBLES:	0	0
2+ ASSISTS:	8	26

GET TO KNOW ALEEM

The growth and development of senior Aleem Ford has played an integral role in Wisconsin's success, perhaps none more evident than last season. Ford started all 31 games for the Badgers last year, averaging 8.6 points and 4.4 rebounds per game. He entered his junior season with nine career double-digit scoring games, yet posted 14 last season alone (including 7 of the last 10). The 6-foot-8 forward provides an outside shooting threat, while also flashing the strength and skillset to drive to the basket. Coming off breakout months of February and March to close last season, the Lawrenceville, Georgia native appears poised to take it up another level for his senior season in Madison.

CAREER

- Ford's .409 3FG% in 2017-18 ranked 11th in the Big Ten is 3rd-highest ever by a UW freshman
- Ford's 45 3FGs ranks 5th in UW freshman history

TOP SEASON PERFORMANCES

- @ RUTGERS (1/15/21):** Led the Badgers scoring a season-high 14 points with career highs in FTs (4), FTAs (5), blk (4) & stl (2) in a season-high 34 min.
- #21 MINNESOTA (12/31/20):** Posted season highs with 14 points (6-10 FG), 2 assists and 2 blocks.
- @ #12 MICHIGAN STATE (12/25/20):** Finished with 13 pts (5-6 FG, 1-2 3FG), 4 reb, 2 ast, 2 stl and 1 blk.
- NEBRASKA (12/22/20):** Matched or posted new season highs in points (13), FTs (4), FTAs (4), rebounds (8), blocks (1) and minutes (28).
- GREEN BAY (12/1/20):** 13 points (5-9 FG) in 16 min, reaching double figures a second-straight game.

SEASON HIGHS

POINTS:	14 (2x) MR at Rutgers (1/15/21)
FIELD GOALS:	6 vs. Minnesota (12/31/20)
FG ATTEMPTS:	12 at Rutgers (1/15/21)
3-POINT FGS:	4 vs. Ohio State (1/23/21)
3-POINT FGAS:	8 vs. Ohio State (1/23/21)
FREE THROWS:	4 (2x) MR at Rutgers (1/15/21)
FT ATTEMPTS:	5 at Rutgers (1/15/21)
REBOUNDS:	8 vs. Nebraska (12/22/20)
ASSISTS:	2 (8x) MR vs. Northwestern (1/20/21)
BLOCKS:	4 at Rutgers (1/15/21)
STEALS:	2 (4x) MR vs. Ohio State (1/23/21)
MINUTES:	34 at Rutgers (1/15/21)

CAREER HIGHS

POINTS:	19 vs. Purdue (2/18/20)
FIELD GOALS:	7 (2x) MR vs. Purdue (2/18/20)
FG ATTEMPTS:	12 at Rutgers (1/15/21)
3-POINT FGS:	5 vs. Purdue (2/18/20)
3-POINT FGAS:	8 (2x) MR vs. Purdue (2/18/20)
FREE THROWS:	4 (5x) MR at Rutgers (1/15/21)
FT ATTEMPTS:	5 at Rutgers (1/15/21)
REBOUNDS:	10 at Nebraska (2/15/20)
ASSISTS:	5 vs. Milwaukee (11/24/17)
BLOCKS:	4 at Rutgers (1/15/21)
STEALS:	2 (7x) MR vs. Ohio State (1/23/21)
MINUTES:	38 at Maryland (2/4/18)

GAME-BY-GAME STATISTICS

Opponent	Date	gs	min	Total		3-Pointers		Free throws		Rebounds				pf	a	t/o	blk	stl	pts	avg	
				fg-fga	pct	3fg-fga	pct	ft-fga	pct	off	def	tot	avg								
EASTERN ILLINOIS	11/25/20	*	18	0-4	.000	0-2	.000	1-2	.500	1	2	3	3.0	1	2	1	1	0	1	1.0	
ARK.-PINE BLUFF	11/27/20	*	25	3-7	.429	2-3	.667	2-2	1.000	1	3	4	3.5	0	2	0	0	1	10	5.5	
GREEN BAY	12/01/20	*	22	5-9	.556	2-5	.400	1-1	1.000	0	3	3	3.3	2	0	3	1	0	13	8.0	
at Marquette	12/04/20	*	27	3-10	.300	2-7	.286	1-2	.500	2	3	5	3.8	2	2	0	1	1	9	8.3	
RHODE ISLAND	12/09/20	*	25	4-8	.500	2-6	.333	1-2	.500	1	0	1	3.2	4	0	1	0	0	11	8.8	
LOYOLA CHICAGO	12/15/20	*	26	2-6	.333	0-1	.000	0-0	.000	0	6	6	3.7	2	1	1	1	0	4	8.0	
LOUISVILLE	12/19/20	*	26	5-10	.500	2-5	.400	0-0	.000	0	2	2	3.4	2	2	0	1	1	12	8.6	
NEBRASKA	12/22/20	*	28	4-9	.444	1-6	.167	4-4	1.000	0	8	8	4.0	3	0	1	1	0	13	9.1	
at Michigan St.	12/25/20	*	23	5-7	.714	1-3	.333	2-2	1.000	0	4	4	4.0	5	2	1	1	2	13	9.6	
MARYLAND	12/28/20	*	31	4-8	.500	2-5	.400	0-0	.000	2	4	6	4.2	3	0	0	0	0	10	9.6	
MINNESOTA	12/31/20	*	27	6-10	.600	2-5	.400	0-0	.000	0	3	3	4.1	1	2	1	2	0	14	10.0	
INDIANA	01/07/21	*	19	3-6	.500	2-3	.667	0-0	.000	0	4	4	4.1	2	2	1	0	2	8	9.8	
at Michigan	01/12/21	*	26	2-8	.250	1-4	.250	1-1	1.000	0	4	4	4.1	2	0	0	0	1	6	9.5	
at Rutgers	01/15/21	*	34	5-12	.417	0-3	.000	4-5	.800	1	5	6	4.2	2	0	0	4	2	14	9.9	
NORTHWESTERN	01/20/21	*	26	1-6	.167	1-5	.200	0-0	.000	0	4	4	4.2	3	2	0	0	1	3	9.4	
OHIO ST.	01/23/21	*	28	4-10	.400	4-8	.500	1-2	.500	2	5	7	4.4	0	1	2	1	2	13	9.6	
Totals			16	411	56-130	.431	24-71	.338	18-23	.783	10	60	70	4.4	34	18	12	14	13	154	9.6

Games played: 16	Rebounds/game: 4.4
Minutes/game: 25.7	Assists/game: 1.1
Points/game: 9.6	Turnovers/game: 0.8
FG Pct: 43.1	Assist/turnover ratio: 1.5
3FG Pct: 33.8	Steals/game: 0.8
FT Pct: 78.3	Blocks/game: 0.9

CAREER STATISTICS

Season	gp-gs		min/avg		Total		3-Point		F-Throws		Rebounds				Scoring										
	gp	gs	min	avg	fg-fga	pct	fg-fga	pct	ft-fia	pct	off	def	tot	avg	pf	fo	ast	to	blk	stl	pts	avg			
2017-18	33	20	805	24.4	60	150	400	45	110	409	27	33	818	20	71	91	2.8	64	1	30	25	6	11	192	5.8
2018-19	31	0	429	13.8	35	103	.340	23	80	.288	4	4	1.000	11	48	59	1.9	44	0	11	16	4	8	97	3.1
2019-20	31	31	777	25.1	96	222	.432	41	120	.342	34	49	.694	38	99	137	4.4	61	2	33	31	12	15	267	8.6
2020-21	16	16	411	25.7	56	130	.431	24	71	.338	18	23	.783	10	60	70	4.4	34	1	18	12	14	13	154	9.6
TOTAL	111	67	2422	21.8	247	605	.408	133	381	.349	83	109	.761	79	278	357	3.2	203	4	92	84	36	47	710	6.4

5

TYLER WAHL

Sophomore | Forward | 6-9 | 220

Lakeville, Minn. | Lakeville North High School



Twitter: @tjwahl01 | Instagram: tjwahl01

INDIVIDUAL BENCHMARKS

	SEASON	CAREER
GP/GS:	16/3	47/6
10+ POINTS:	3	3
20+ POINTS:	0	0
5+ REBOUNDS:	6	12
10+ REBOUNDS:	1	1
DOUBLE-DOUBLES:	1	1
2+ BLOCKS:	5	5
LED UW IN PTS:	1	1
LED UW IN REB:	3	3

GET TO KNOW TYLER

Tyler Wahl made an immediate impact as a true freshman for Wisconsin last season, appearing in all 31 games and starting 3 games. The forward from Lakeville, Minnesota leaves his imprint all over the box score, bringing relentless effort and energy off the bench for the Badgers. Having grown 1 inch (to 6-7 ½) and added 15 pounds (to 220) to his frame, Wahl has positioned himself for a strong sophomore season in Madison. As a prep senior at Lakeville North, Wahl averaged 18.0 points, 10.0 rebounds and 6.6 assists per game, leading the Panthers to a 27-5 record, the school's first-ever conference title, and an appearance in the Class AAAA state championship game. Earned back-to-back AP second-team All-State honors as a junior and senior, setting the school record for rebounds (905) and finishing third in Panther history with 1,397 points. Wahl was prep teammates with current Badger teammate, Nate Reuvers.

TOP SEASON PERFORMANCES

- **NORTHWESTERN (1/20/21):** Led the Badgers in scoring for the first time in his career, finishing with a career high 14 points (2-3 3FG), while also tallying a team-high 6 rebounds and 2 assists.
- **@ RUTGERS (1/15/21):** Made his first start of the season, finishing with 4 points, 6 rebounds, 2 assists, 2 blocks & 1 steal in a career-high 34 minutes.
- **INDIANA (1/7/21):** Scored a career-high 12 points, going 2-for-2 from 3FG in the second OT. Wahl also tallied career highs in steals (3) and minutes (31).
- **GREEN BAY (12/1/20):** Recorded his first career double-double by setting career highs with 11 pts and 15 reb, while adding 4 ast, 2 blk and 2 stl.
- **LOYOLA (12/15/20):** Energized UW off the bench with 6 rebounds, 2 blocks and 2 assists in 21 minutes.

SEASON HIGHS

POINTS: 14 vs. Northwestern (1/20/21)  
FIELD GOALS: 5 (2x) MR vs. Northwestern (1/20/21)  
FG ATTEMPTS: 7 (2x) MR vs. Northwestern (1/20/21)  
3-POINT FGS: 2 (2x) MR vs. Northwestern (1/20/21)  
3-POINT FGAS: 3 (2x) MR vs. Northwestern (1/20/21)  
FREE THROWS: 5 vs. Eastern Illinois (11/25/20)  
FT ATTEMPTS: 6 (2x) MR vs. Maryland (12/28/20)  
REBOUNDS: 15 vs. Green Bay (12/1/20)  
ASSISTS: 4 vs. Green Bay (12/1/20)  
BLOCKS: 2 (4x) MR at Rutgers (1/15/21)  
STEALS: 3 (2x) MR vs. Indiana (1/7/21)  
MINUTES: 34 at Rutgers (1/15/21)

CAREER HIGHS

POINTS: 14 vs. Northwestern (1/20/21)  
FIELD GOALS: 7 (3x) MR vs. Green Bay (1/1/20)  
FG ATTEMPTS: 7 (4x) MR vs. Northwestern (1/20/21)  
3-POINT FGS: 2 (3x) MR vs. Northwestern (1/20/21)  
3-POINT FGAS: 3 (3x) MR vs. Northwestern (1/20/21)  
FREE THROWS: 5 vs. Eastern Illinois (11/25/20)  
FT ATTEMPTS: 6 (2x) MR vs. Maryland (12/28/20)  
REBOUNDS: 15 vs. Green Bay (12/1/20)  
ASSISTS: 4 vs. Green Bay (12/1/20)  
BLOCKS: 2 (4x) MR at Rutgers (1/15/21)  
STEALS: 3 (3x) MR vs. Indiana (1/7/21)  
MINUTES: 34 at Rutgers (1/15/21)

GAME-BY-GAME STATISTICS

Opponent	Date	gs	min	Total		3-Pointers		Free throws		Rebounds				pf	a	t/o	blk	stl	pts	avg
				fg-fga	pct	3fg-fga	pct	ft-fa	pct	off	def	tot	avg							
EASTERN ILLINOIS	11/25/20	19	2-6	.333	0-3	.000	5-6	.833	0	0	0	0.0	1	0	0	2	1	9	9.0	
ARK.-PINE BLUFF	11/27/20	18	2-3	.667	1-1	1.000	0-0	.000	0	1	1	0.5	1	0	0	2	1	5	7.0	
GREEN BAY	12/01/20	20	5-7	.714	1-2	.500	0-0	.000	3	12	15	5.3	1	4	3	2	2	11	8.3	
at Marquette	12/04/20	25	1-3	.333	0-1	.000	1-2	.500	1	1	2	4.5	3	1	1	1	1	3	7.0	
RHODE ISLAND	12/09/20	29	1-3	.333	0-1	.000	2-4	.500	1	5	6	4.8	4	1	0	0	1	4	6.4	
LOYOLA CHICAGO	12/15/20	22	0-1	.000	0-0	.000	1-2	.500	0	6	6	5.0	4	2	1	2	0	1	5.5	
LOUISVILLE	12/19/20	23	1-3	.333	0-0	.000	1-3	.333	2	3	5	5.0	2	2	1	0	3	3	5.1	
NEBRASKA	12/22/20	18	0-1	.000	0-1	.000	2-2	1.000	0	1	1	4.5	3	2	1	0	0	2	4.8	
at Michigan St.	12/25/20	18	2-3	.667	0-0	.000	0-0	.000	0	4	4	4.4	4	1	1	1	0	4	4.7	
MARYLAND	12/28/20	23	0-2	.000	0-0	.000	2-6	.333	1	0	1	4.1	2	3	0	0	2	2	4.4	
MINNESOTA	12/31/20	17	0-0	.000	0-0	.000	3-3	1.000	0	0	0	3.7	1	1	0	0	0	3	4.3	
INDIANA	01/07/21	31	4-6	.667	2-2	1.000	2-4	.500	0	2	2	3.6	1	1	1	0	2	12	4.9	
at Michigan	01/12/21	24	1-4	.250	1-1	1.000	2-2	1.000	2	4	6	3.8	0	1	2	0	0	5	4.9	
at Rutgers	01/15/21	*	35	2-3	.667	0-0	.000	0-3	.000	2	4	6	3.9	4	2	1	2	1	4	4.9
NORTHWESTERN	01/20/21	*	30	5-7	.714	2-3	.667	2-3	.667	0	6	6	4.1	2	2	0	0	0	14	5.5
OHIO ST.	01/23/21	*	17	2-6	.333	0-1	.000	0-0	.000	0	4	4	4.1	4	0	1	1	1	4	5.4
Totals		3	369	28-58	.483	7-16	.438	23-40	.575	12	53	65	4.1	37	23	13	13	15	86	5.4

Games played: 16  
Minutes/game: 23.1  
Points/game: 5.4  
FG Pct: 48.3  
3FG Pct: 43.8  
FT Pct: 57.5

Rebounds/game: 4.1  
Assists/game: 1.4  
Turnovers/game: 0.8  
Assist/turnover ratio: 1.8  
Steals/game: 0.9  
Blocks/game: 0.8

CAREER STATISTICS

Season	gp-gs	min/avg	Total		3-Point		F-Throws		Rebounds				Scoring							
			fg-fga	pct	fg-fga	pct	ft-fa	pct	off	def	tot	avg	pf	fo	ast	to	blk	stl	pts	avg
2019-20	31-3	479/15.5	34-79	.430	6-28	.214	7-18	.389	34	48	82	2.6	64	0	32	33	5	20	81	2.6
2020-21	16-3	369/23.1	28-58	.483	7-16	.438	23-40	.575	12	53	65	4.1	37	0	23	13	15	86	5.4	
TOTAL	47-6	848/18.0	62-137	.453	13-44	.295	30-58	.517	46	101	147	3.1	101	0	55	46	18	35	167	3.6

11 | MICAH POTTER

R-Junior | Forward | 6-10 | 248  
Mentor, Ohio | Montverde Academy



Twitter: @BigJam\_23 | Instagram: bigjam\_23

INDIVIDUAL BENCHMARKS

	SEASON	CAREER
GP/GS:	16/16	96/36
10+ POINTS:	13	29
20+ POINTS:	1	2
5+ REBOUNDS:	12	39
10+ REBOUNDS:	2	6
DOUBLE-DOUBLES:	2	6
2+ BLOCKS:	0	9
LED TEAM IN PTS:	4	7
LED TEAM IN REB:	8	18

GET TO KNOW MICAH

Micah Potter proved his value from the moment he joined the Badgers active roster last season. Now, the senior forward appears poised to make the most of his first full season with the Badgers. The Ohio State transfer from Mentor, Ohio has appeared in over 85 games, including over 25 starts. Emerging as one of the most valuable reserves during Big Ten play last season, Potter averaged 10.9 points (54.2% FG, 46.9% 3FG) and 6.9 rebounds in just 18.9 minutes per game. Named a preseason candidate for the 2021 Kareem Abdul-Jabbar Center of the Year Award, Potter also stands out in the classroom as a 2x Academic All-Big Ten student.

HONORS

- 2021 Kareem Abdul-Jabbar Award Candidate
- Big Ten Distinguished Scholar (2020)
- 2x Academic All-Big Ten (2018, '20)

TOP SEASON PERFORMANCES

- **#21 MINNESOTA (12/31/20):** Posted his second double-double of the season (18 pts, 11 reb).
- **@ #12 MICHIGAN STATE (12/25/20):** Finished with 11 points (2-3 3FG), plus a team-high 6 rebounds and a career-high 5 assists.
- **NEBRASKA (12/22/20):** Posted his first double-double of the season (5th of career) with 10 points and 11 rebounds.
- **#23 LOUISVILLE (12/19/20):** Led the Badgers with 20 points and 7 rebounds, going 2-3 from 3-point range and 4-for-4 at the free throw line.
- **ARK-PINE BLUFF (11/27/20):** Led the Badgers with 19 points, adding 5 rebounds, 3 assists, 1 block and matching his career high with 3 steals.

SEASON HIGHS

POINTS: 20 vs. Louisville (12/19/20)  
FIELD GOALS: 8 vs. Minnesota (12/31/20)  
FG ATTEMPTS: 15 vs. Minnesota (12/31/20)  
3-POINT FGS: 3 vs. Loyola (12/15/20)  
3-POINT FGAS: 5 at Michigan (1/12/21)  
FREE THROWS: 6 vs. Ark.-Pine Bluff (11/27/20)  
FT ATTEMPTS: 8 vs. Ark.-Pine Bluff (11/27/20)  
REBOUNDS: 11 (2x) MR vs. Minnesota (12/31/20)  
ASSISTS: 5 at Michigan State (12/25/20)  
BLOCKS: 1 (3x) MR vs. Ohio State (1/23/21)  
STEALS: 3 vs. Ark.-Pine Bluff (11/27/20)  
MINUTES: 28 vs. Rhode Island (12/9/20)

CAREER HIGHS

POINTS: 24 at Penn State (1/11/20)  
FIELD GOALS: 9 at Penn State (1/11/20)  
FG ATTEMPTS: 15 vs. Minnesota (12/31/20)  
3-POINT FGS: 4 (2x) MR vs. Rutgers (2/23/20)  
3-POINT FGAS: 6 (2x) MR at Michigan (2/27/20)  
FREE THROWS: 9 vs. Texas Southern (11/16/17)\*  
FT ATTEMPTS: 10 vs. Texas Southern (11/16/17)\*  
REBOUNDS: 15 at Minnesota (2/5/20)  
ASSISTS: 5 at Michigan State (12/25/20)  
BLOCKS: 3 (4x) MR vs. UAPB (11/27/20)  
STEALS: 3 (3x) MR vs. UAPB (11/27/20)  
MINUTES: 31 vs. Texas Southern (11/16/17)\*  
\*recorded at Ohio State

GAME-BY-GAME STATISTICS

Opponent	Date	gs	min	Total		3-Pointers		Free throws		Rebounds			pf	a	t/o	blk	stl	pts	avg		
				fg-fga	pct	3fg-fga	pct	ft-fa	pct	off	def	tot								avg	
EASTERN ILLINOIS	11/25/20	*	23	3-7	.429	1-2	.500	2-2	1.000	2	6	8	8.0	3	2	2	0	0	9	9.0	
ARK.-PINE BLUFF	11/27/20	*	20	6-9	.667	1-2	.500	6-8	.750	2	3	5	6.5	0	3	1	1	3	19	14.0	
GREEN BAY	12/01/20	*	24	6-8	.750	0-1	.000	2-3	.667	3	5	8	7.0	1	2	2	0	0	14	14.0	
at Marquette	12/04/20	*	22	3-6	.500	1-2	.500	2-2	1.000	0	5	5	6.5	2	0	3	0	0	9	12.8	
RHODE ISLAND	12/09/20	*	28	4-10	.400	1-4	.250	4-6	.667	2	5	7	6.6	3	2	2	0	0	13	12.8	
LOYOLA CHICAGO	12/15/20	*	20	3-6	.500	3-4	.750	4-4	1.000	3	4	7	6.7	3	1	0	0	0	13	12.8	
LOUISVILLE	12/19/20	*	20	7-13	.538	2-3	.667	4-4	1.000	0	7	7	6.7	2	0	2	0	0	20	13.9	
NEBRASKA	12/22/20	*	26	3-7	.429	1-3	.333	3-3	1.000	1	10	11	7.3	1	2	1	0	0	10	13.4	
at Michigan St.	12/25/20	*	22	3-5	.600	2-3	.667	3-4	.750	2	4	6	7.1	1	5	1	0	0	11	13.1	
MARYLAND	12/28/20	*	22	2-8	.250	0-2	.000	0-0	.000	2	3	5	6.9	0	1	0	1	1	4	12.2	
MINNESOTA	12/31/20	*	26	8-15	.533	1-3	.333	1-2	.500	3	8	11	7.3	1	2	2	0	0	18	12.7	
INDIANA	01/07/21	*	24	5-7	.714	0-1	.000	0-0	.000	1	3	4	7.0	2	0	1	0	1	10	12.5	
at Michigan	01/12/21	*	24	5-11	.455	2-5	.400	0-0	.000	2	4	6	6.9	3	0	4	1	0	12	12.5	
at Rutgers	01/15/21	*	23	3-11	.273	0-4	.000	4-4	1.000	3	5	8	7.0	1	0	2	1	2	10	12.3	
NORTHWESTERN	01/20/21	*	17	4-6	.667	2-3	.667	0-0	.000	0	2	2	6.7	1	0	1	0	0	10	12.1	
OHIO ST.	01/23/21	*	22	4-9	.444	0-4	.000	3-5	.600	1	3	4	6.5	3	0	2	1	1	11	12.1	
Totals			16	363	69-138	.500	17-46	.370	38-47	.809	27	77	104	6.5	27	20	26	5	8	193	12.1

Games played: 16  
Minutes/game: 22.7  
Points/game: 12.1  
FG Pct: 50.0  
3FG Pct: 37.0  
FT Pct: 80.9

Rebounds/game: 6.5  
Assists/game: 1.3  
Turnovers/game: 1.6  
Assist/turnover ratio: 0.8  
Steals/game: 0.5  
Blocks/game: 0.3

CAREER STATISTICS

Overall (*at Ohio State)				3-Point				Rebounding											
Year	GP-GS	Min/Avg	FG-FGA	Pct	FG-FGA	Pct	FT-FTA	Pct	Off-Def	Tot	Avg	PF-FO	Ast	TO	Blk	Stl	Pts/Avg		
2016-17*	30-12	422/14.1	43-99	.434	17-51	.333	21-35	.600	35-57	92	3.1	68-0	8	20	11	8	124/4.1		
2017-18*	29-4	292/10.1	44-90	.489	6-20	.300	24-30	.800	31-40	71	2.4	39-0	10	12	11	5	118/4.1		
2019-20	21-3	368/17.5	76-144	.528	23-51	.451	37-43	.860	33-98	131	6.2	36-0	8	33	21	8	212/10.1		
2020-21	16-16	362/22.6	69-138	.500	17-46	.370	38-47	.809	27-77	104	6.5	27-0	20	26	5	8	193/12.1		
Total	96-35	1444/15.0	232-471	.493	63-168	.375	120-155	.774	126-272	398	4.1	170	46	91	48	29	647/6.7		
Big Ten (*at Ohio State)				3-Point				Rebounding											
Year	GP-GS	Min/Avg	FG-FGA	Pct	FG-FGA	Pct	FT-FTA	Pct	Off-Def	Tot	Avg	PF-FO	Ast	TO	Blk	Stl	Pts/Avg		
2016-17*	18-1	225/12.5	25-57	.439	9-31	.290	15-20	.750	18-27	45	2.5	43-0	5	9	8	2	74/4.1		
2017-18*	16-0	152/9.5	25-51	.490	4-10	.400	14-17	.824	14-21	35	2.2	29-0	2	5	4	1	68/4.3		
2019-20	18-3	330/18.3	71-131	.542	23-49	.469	31-37	.838	33-84	117	6.5	32-0	8	29	17	8	196/10.9		
2020-21	9-9	205/22.8	37-79	.468	8-28	.286	14-18	.778	15-42	57	6.3	13-0	10	14	4	5	96/10.7		
Total	61-13	912/15.0	158-318	.497	44-118	.373	74-92	.804	80-174	254	4.2	117	25	57	33	16	434/7.1		



12 |

TREVOR ANDERSON

R-Senior | Guard | 6-3 | 195  
Stevens Point, Wis. | SPASH



Twitter: @TreMamBa15 | Instagram: tremamba15

INDIVIDUAL BENCHMARKS

	SEASON	CAREER
GP/GS:	16/0	75/20
10+ POINTS:	1	12
20+ POINTS:	0	1
5+ ASSISTS:	0	2
3+ STEALS:	0	1

GET TO KNOW TREVOR

Waiting was the hardest part for Trevor Anderson, who redshirted 2017-18 after transferring from Green Bay, then suffered a season-ending knee injury in 2018-19 after appearing in the first eight games for Wisconsin. Anderson began returning to form in 2019-20, appearing in all 31 games for the Badgers averaging 12.2 minutes off the bench as a key reserve. He started 20 games as a freshman at UW-Green Bay in 2016-17, averaging 9.8 points, 2.9 rebounds and 2.7 assists per game. The former Stevens Point Area High School standout was one of the state's most prolific prep players, scoring 2,360 points, the eighth-most in Wisconsin high school basketball history. He finished with a 100-6 career record, helped lead SPASH to the WIAA Division I State Championship in back-to-back years (2015-16) and was named Wisconsin's Mr. Basketball and Associated Press Player of the Year as a senior in 2016.

TOP SEASON PERFORMANCES

- **#23 LOUISVILLE (12/19/20):** Equaled his career high scoring as a Badger, scoring 11 points (4-4 FG, 3-3 3FG). He also dished 3 assists with 0 turnovers.
- **LOYOLA (12/15/20):** Finished with a +/- of +18 off the bench, scoring 5 points (2-2 FG, 1-1 3FG) playing an efficient 15 minutes.
- **ARK.-PINE BLUFF (11/27/20):** Finished with 9 points (3-4 FG, 1-1 3FG), 4 rebounds, 2 steal and 1 assist in 21 minutes off the bench.

SEASON HIGHS

POINTS: 11 (2x) vs. Louisville (12/19/20)  
FIELD GOALS: 4 vs. Louisville (12/19/20)  
FG ATTEMPTS: 4 (2x) MR vs. Louisville (12/19/20)  
3-POINT FGS: 3 vs. Louisville (12/19/20)  
3-POINT FGAS: 3 vs. Louisville (12/19/20)  
FREE THROWS: 2 (2x) MR at Michigan St (12/25/20)  
FT ATTEMPTS: 2 (4x) MR at Michigan St (12/25/20)  
REBOUNDS: 4 vs. Ark.-Pine Bluff (11/27/20)  
ASSISTS: 3 (4x) MR at Michigan (1/12/21)  
BLOCKS: --  
STEALS: 2 vs. Ark.-Pine Bluff (11/27/20)  
MINUTES: 22 at Michigan State (12/25/20)

CAREER HIGHS

POINTS: 23 vs. SIU-Edwardsville (12/19/16)\*  
FIELD GOALS: 6 (2x) MR vs. SIUE (12/19/16)\*  
FG ATTEMPTS: 12 vs. SIUE (12/19/16)\*  
3-POINT FGS: 5 vs. SIUE (12/19/16)\*  
3-POINT FGAS: 8 vs. SIUE (12/19/16)\*  
FREE THROWS: 7 vs. Milwaukee (1/7/17)\*  
FT ATTEMPTS: 8 (2x) MR vs. Milwaukee (1/7/17)\*  
REBOUNDS: 7 at Bowling Green (11/20/16)\*  
ASSISTS: 7 at Youngstown St. (12/31/16)\*  
BLOCKS: 1 (2x) MR at Purdue (1/24/20)  
STEALS: 3 vs. UMKC (11/21/16)\*  
MINUTES: 36 vs. SIUE (12/19/16)\*

\*recorded at Green Bay

GAME-BY-GAME STATISTICS

Opponent	Date	gs	min	Total		3-Pointers		Free throws		Rebounds			pf	a	t/o	blk	stl	pts	avg	
				fg-fga	pct	3fg-fga	pct	ft-fa	pct	off	def	tot								avg
EASTERN ILLINOIS	11/25/20	11	0-1	.000	0-0	.000	0-2	.000	0	3	3	3.0	1	3	0	0	0	0	0.0	
ARK.-PINE BLUFF	11/27/20	19	3-4	.750	1-1	1.000	2-2	1.000	0	4	4	3.5	3	1	2	0	2	9	4.5	
GREEN BAY	12/01/20	15	2-2	1.000	0-0	.000	0-0	.000	0	1	1	2.7	1	3	0	0	0	4	4.3	
at Marquette	12/04/20	11	0-1	.000	0-1	.000	0-0	.000	2	0	2	2.5	1	2	1	0	0	0	3.3	
RHODE ISLAND	12/09/20	12	1-1	1.000	0-0	.000	1-2	.500	0	1	1	2.2	0	1	1	0	1	3	3.2	
LOYOLA CHICAGO	12/15/20	15	2-2	1.000	1-1	1.000	0-0	.000	0	1	1	2.0	0	0	1	0	0	5	3.5	
LOUISVILLE	12/19/20	20	4-4	1.000	3-3	1.000	0-0	.000	0	0	0	1.7	2	3	0	0	0	11	4.6	
NEBRASKA	12/22/20	16	1-1	1.000	1-1	1.000	0-0	.000	0	1	1	1.6	0	1	0	0	0	3	4.4	
at Michigan St.	12/25/20	21	0-1	.000	0-0	.000	2-2	1.000	1	2	3	1.8	0	2	0	0	0	2	4.1	
MARYLAND	12/28/20	13	2-2	1.000	2-2	1.000	0-0	.000	0	0	0	1.6	0	1	1	0	0	6	4.3	
MINNESOTA	12/31/20	16	1-2	.500	0-0	.000	0-0	.000	0	1	1	1.5	2	0	1	0	0	2	4.1	
INDIANA	01/07/21	11	0-1	.000	0-0	.000	0-0	.000	1	1	2	1.6	0	0	0	0	0	0	3.8	
at Michigan	01/12/21	17	1-3	.333	1-2	.500	0-0	.000	1	1	2	1.6	0	3	0	0	1	3	3.7	
at Rutgers	01/15/21	12	0-1	.000	0-1	.000	0-0	.000	0	0	0	1.5	0	1	1	0	0	0	3.4	
NORTHWESTERN	01/20/21	10	2-3	.667	0-1	.000	0-0	.000	0	2	2	1.5	0	0	0	0	0	4	3.5	
OHIO ST.	01/23/21	11	1-2	.500	0-0	.000	1-1	1.000	0	0	0	1.4	1	1	0	0	0	3	3.4	
Totals		0	230	20-31	.645	9-13	.692	6-9	.667	5	18	23	1.4	11	22	8	0	4	55	3.4

Games played: 16  
Minutes/game: 14.4  
Points/game: 3.4  
FG Pct: 64.5  
3FG Pct: 69.2  
FT Pct: 66.7

Rebounds/game: 1.4  
Assists/game: 1.4  
Turnovers/game: 0.5  
Assist/turnover ratio: 2.8  
Steals/game: 0.3

CAREER STATISTICS

Season	gp-gs	min/avg	Total		3-Point		F-Throws		Rebounds				pf	fo	ast	to	blk	stl	Scoring	
			fg-fga	pct	fg-fga	pct	ft-fa	pct	off	def	tot	avg							pts	avg
2016-17*	20-20	570/28.5	58-145	.400	35-93	.376	45-56	.804	11	46	57	2.9	32	0	53	37	1	15	196	9.8
2018-19	8-0	55/6.9	6-10	.600	1-1	1.000	0-0	.000	1	8	9	1.1	3	0	3	1	0	0	13	1.6
2019-20	31-0	379/12.2	19-49	.388	7-25	.280	11-14	.786	7	34	41	1.3	18	0	38	17	1	4	56	1.8
2020-21	16-0	230/14.4	20-31	.645	9-13	.692	6-9	.667	5	18	23	1.4	11	0	22	8	0	4	55	3.4
TOTAL	55-0	664/12.1	45-90	.500	17-39	.436	17-23	.739	13	60	73	1.3	32	0	63	26	1	8	124	2.3
All*	75-20	1234/16.5	103-235	.438	52-132	.394	62-79	.785	24	106	130	1.7	64	0	116	63	2	23	320	4.3

Junior | Guard | 6-3 | 206  
Maple Grove, Minn. | Maple Grove High School



**Twitter:** @braddavi34 | **Instagram:** braddavison

	SEASON	CAREER
GP/GS:	16/16	113/109
10+ POINTS:	8	60
20+ POINTS:	1	9
30+ POINTS:	0	2
3+ ASSISTS:	4	35
3+ STEALS:	1	10
LED UW IN PTS:	4	23
LED UW IN AST:	1	19

Entering his fourth season with the Badgers, senior Brad Davison has grown not only as a team leader, but also as in terms of his production on the court. The Maple Grove, Minnesota native recently made his 100th career start. Wisconsin's active scoring leader, Davison became the 43rd Badger to score 1,000 career points and just the 20th to do so by his junior season. Starting all 30 games last season, Davison finished third on the team in scoring with 9.9 points per game. A two-time Academic All-Big Ten student, Davison is a natural leader, a driven competitor and a reliable scorer who will be one of the Badgers catalysts during the 2020-21 season.

- 2018 Big Ten All-Freshman Team
- 2x Big Ten Freshman of the Week
- 2x Academic All-Big Ten (2019, '20)

- Just the 12th Badger in school history to make 100 career starts (100th start vs. Louisville, 12/19/20).
- Tied 8th in school history with 109 career starts.
- Ranks 5th in school history with 82.3% career FT%.
- Ranks 13th in school history with 118 career steals.
- Tied for 9th in school history with 187 career 3FGs.
- Set UW freshman records for FT% (.818) + 3FGs (60)
- Became the 43rd player in UW history with 1,000 career points (the 20th to do so by junior season).

- **NEBRASKA (12/22/20):** Scored a team-high 15 points (3-5 3FG), and set a career high with 7 assists.
- **#23 LOUISVILLE (12/19/20):** Started his 100th career game at Wisconsin, finishing with 10 points (3-6 3FG), plus 4 assists (0 TOs) and 2 steals.
- **RHODE ISLAND (12/9/20):** Finished with a game-high 23 points (3-5 3FG), shooting 12-for-12 on FTs.

**POINTS:** 23 vs. Rhode Island (12/9/20)  
**FIELD GOALS:** 5 vs. Nebraska (12/22/20)  
**FG ATTEMPTS:** 12 at Rutgers (1/15/21)  
**3-POINT FGS:** 3 (5x) MR vs. Northwestern (1/20/21)  
**3-POINT FGAS:** 9 at Rutgers (1/15/21)  
**FREE THROWS:** 12 vs. Rhode Island (12/9/20)  
**FT ATTEMPTS:** 12 vs. Rhode Island (12/9/20)  
**REBOUNDS:** 7 at Rutgers (1/15/21)  
**ASSISTS:** 7 vs. Nebraska (12/22/20)  
**BLOCKS:** --  
**STEALS:** 3 at Rutgers (1/15/21)  
**MINUTES:** 42 vs. Indiana (1/7/21)

**POINTS:** 30 (2x) MR at Nebraska (2/15/20)  
**FIELD GOALS:** 11 at Nebraska (2/15/20)  
**FG ATTEMPTS:** 19 vs. Michigan State (2/25/18)  
**3-POINT FGS:** 8 at Nebraska (2/15/20)  
**3-POINT FGAS:** 11 at Nebraska (2/15/20)  
**FREE THROWS:** 12 vs. Rhode Island (12/9/20)  
**FT ATTEMPTS:** 16 vs. Marquette (12/9/17)  
**REBOUNDS:** 13 at Penn State (1/11/20)  
**ASSISTS:** 7 vs. Nebraska (12/22/20)  
**BLOCKS:** 1 at Purdue (1/16/18)  
**STEALS:** 4 (5x) MR vs. McNeese St (11/13/19)  
**MINUTES:** 44 vs. Minnesota (2/19/18)

Opponent	Date	gs	min	Total		3-Pointers		Free throws		Rebounds				pf	a	t/o	blk	stl	pts	avg
				fg-fga	pct	3fg-3ga	pct	ft-fa	pct	off	def	tot	avg							
EASTERN ILLINOIS	11/25/20	*	30	2-8	.250	2-5	.400	0-0	.000	0	5	5	4.0	2	1	1	0	0	6	6.0
ARK.-PINE BLUFF	11/27/20	*	15	2-5	.400	1-3	.333	0-0	.000	1	2	3	5.0	1	2	0	0	1	5	5.5
GREEN BAY	12/01/20	*	23	3-6	.500	2-3	.667	2-2	1.000	0	3	3	3.7	1	1	0	0	1	10	7.0
at Marquette	12/04/20	*	18	0-4	.000	0-3	.000	4-5	.800	0	1	1	3.0	5	3	0	1	4	6.3	
RHODE ISLAND	12/09/20	*	32	4-9	.444	3-5	.600	12-12	1.000	0	3	3	3.0	1	0	1	0	2	23	9.6
LOYOLA CHICAGO	12/15/20	*	36	4-7	.571	2-4	.500	7-9	.778	0	2	2	2.8	1	2	0	0	1	17	10.8
LOUISVILLE	12/19/20	*	27	3-7	.429	3-6	.500	1-2	.500	0	2	2	2.7	1	4	0	0	2	10	10.7
NEBRASKA	12/22/20	*	33	5-11	.455	3-5	.600	2-2	1.000	0	3	3	2.8	2	7	1	0	0	15	11.3
at Michigan St.	12/25/20	*	29	4-8	.500	1-4	.250	2-2	1.000	0	3	3	2.8	1	4	0	0	2	11	11.2
MARYLAND	12/28/20	*	34	2-8	.250	1-3	.333	0-2	.000	0	3	3	2.8	4	4	1	0	0	5	10.6
MINNESOTA	12/31/20	*	28	2-7	.286	1-3	.333	0-0	.000	2	4	6	3.1	3	2	1	0	0	5	10.1
INDIANA	01/07/21	*	42	3-8	.375	2-4	.500	1-2	.500	0	4	4	3.2	4	1	1	0	2	9	10.0
at Michigan	01/12/21	*	25	1-8	.125	0-3	.000	0-1	.000	0	2	2	3.1	0	1	0	0	1	2	9.4
at Rutgers	01/15/21	*	36	3-12	.250	3-9	.333	5-5	1.000	0	7	7	3.4	3	1	1	0	3	14	9.7
NORTHWESTERN	01/20/21	*	34	3-8	.375	3-6	.500	2-2	1.000	0	0	0	3.1	1	3	0	0	1	11	9.8
OHIO ST.	01/23/21	*	33	1-7	.143	1-6	.167	0-0	.000	0	0	0	2.9	3	2	2	0	2	3	9.4
Totals			16	475	42-123	34-1	28-72	38-46	.826	3	44	47	29	33	38	10	0	19	150	9.4

Games played: 16  
Minutes/game: 29.7  
Points/game: 9.4  
FG Pct: 34.1  
3FG Pct: 38.9  
FT Pct: 82.6

Rebounds/game: 2.9  
Assists/game: 2.4  
Turnovers/game: 0.6  
Assist/turnover ratio: 3.8  
Steals/game: 1.2

Season	Total				3-Point		F-Throws		Rebounds				Scoring							
	gp-gs	min/avg	ftg-fga	pct	ftg-fga	pct	ft-fga	pct	off	def	tot	avg	pf	fo	ast	to	blk	stl	pnts	avg
2017-18	33-29	1028/31.2	124-306	.405	60-169	.355	90-110	.818	10	66	76	2.3	109	3	83	59	1	40	398	12.1
2018-19	34-34	1096/32.2	115-299	.385	52-149	.349	76-94	.809	10	101	111	3.3	79	2	62	34	2	36	358	10.5
2019-20	30-30	926/30.9	92-233	.395	47-131	.359	65-77	.844	16	113	129	4.3	73	1	56	27	0	23	296	9.9
TOTAL	16-16	475/29.7	42-123	.341	28-72	.389	38-46	.826	3	44	47	2.9	33	1	38	10	0	19	150	9.4
TOTAL	113-109	3525/31.2	373-961	.388	187-521	.359	329-397	.823	39	324	363	3.2	294	7	239	130	3	118	1202	10.6

35

NATE REUVERS

Junior | Forward | 6-11 | 235

Lakeville, Minn. | Lakeville North High School



Twitter: @Reuvers35 | Instagram: reuvers35

INDIVIDUAL BENCHMARKS

	SEASON	CAREER
GP/GS:	16/13	109/93
10+ POINTS:	7	45
20+ POINTS:	0	4
5+ REBOUNDS:	6	32
10+ REBOUNDS:	0	2
DOUBLE-DOUBLES:	0	2
2+ BLOCKS:	4	44
LED UW IN PTS:	1	16
LED UW IN REB:	2	14

GET TO KNOW NATE

Possessing natural size and a perimeter shooting touch, Nate Reuvers has worked to improve his strength and postgame to set up a big senior year. A Third-Team All-Big Ten honoree last season, Reuvers started all 31 games and led the team in scoring (13.1 ppg) and blocks (1.9), while second in rebounding (4.5 rpg). The forward from Lakeville, Minnesota scored in double figures in 24 of 31 games, including 12 of the final 15. Reuvers asserted his defensive presence with 58 blocks for the Badgers last season, which tied for the seventh-highest single-season total in UW history. He also recorded the fifth-highest single-season blocks total (60) his junior year. An Academic All-Big Ten student, Reuvers is pursuing his master's degree in Business: Supply Chain Management after majoring in Business: Finance and Investment Banking.

HONORS

- 2021 Karl Malone Award Watch List
- 2020-21 Preseason All-Big Ten Team
- 2020 Third-Team All-Big Ten
- 2019 Academic All-Big Ten
- Big Ten Player of the Week (11/11/19)

CAREER

- Earlier this season, became Wisconsin's all-time blocks leader by surpassing Ethan Happ (154) and Frank Kaminsky (153).
- Needs 51 points to reach 1,000 career points and join teammates Brad Davison and D'Mitrik Trice.

TOP SEASON PERFORMANCES

- **E. ILLINOIS (11/25/20):** Finished with a game-high 18 points (2-3 3FGs), 9 rebounds and 5 blocks.

SEASON HIGHS

**POINTS:** 18 vs. Eastern Illinois (11/25/20)  
**FIELD GOALS:** 6 vs. Eastern Illinois (11/25/20)  
**FG ATTEMPTS:** 12 vs. Indiana (1/7/21)  
**3-POINT FGS:** 3 vs. Green Bay (12/1/20)  
**3-POINT FGAS:** 4 (2x) MR at Marquette (12/4/20)  
**FREE THROWS:** 6 vs. Indiana (1/7/21)  
**FT ATTEMPTS:** 6 (2x) MR vs. Indiana (1/7/21)  
**REBOUNDS:** 9 vs. Eastern Illinois (11/25/20)  
**ASSISTS:** 3 (2x) MR vs. Indiana (1/7/21)  
**BLOCKS:** 5 vs. Eastern Illinois (11/25/20)  
**STEALS:** 2 vs. Northwestern (1/20/21)  
**MINUTES:** 35 vs. Indiana (1/7/21)

CAREER HIGHS

**POINTS:** 22 (3x) MR vs. Milwaukee (12/21/19)  
**FIELD GOALS:** 8 (4x) MR vs. Milwaukee (12/21/19)  
**FG ATTEMPTS:** 18 (2x) MR at Minn. (2/5/20)  
**3-POINT FGS:** 4 at Maryland (1/14/19)  
**3-POINT FGAS:** 8 at Maryland (1/14/19)  
**FREE THROWS:** 10 at Ohio State (1/3/20)  
**FT ATTEMPTS:** 12 at Ohio State (1/3/20)  
**REBOUNDS:** 14 vs. Eastern Illinois (11/8/19)  
**ASSISTS:** 4 vs. Maryland (2/1/19)  
**BLOCKS:** 9 (2x) MR vs. E. Illinois (11/8/19)  
**STEALS:** 2 (8x) MR vs. Northwestern (1/20/21)  
**MINUTES:** 42 vs. Saint Mary's (11/5/19)

GAME-BY-GAME STATISTICS

Opponent	Date	gs	min	Total		3-Pointers		Free throws		Rebounds			pf	a	t/o	blk	stl	pts	avg		
				fg-fga	pct	3fg-fga	pct	ft-fa	pct	off	def	tot								avg	
EASTERN ILLINOIS	11/25/20	*	29	6-10	.600	2-3	.667	4-5	.800	2	7	9	9.0	2	1	0	5	1	18	18.0	
ARK.-PINE BLUFF	11/27/20	*	22	5-7	.714	0-0	.000	4-6	.667	2	0	2	5.5	4	1	1	1	14	16.0		
GREEN BAY	12/01/20	*	19	5-9	.556	3-4	.750	0-0	.000	0	4	4	5.0	3	0	1	2	0	13	15.0	
at Marquette	12/04/20	*	25	4-10	.400	1-4	.250	2-2	1.000	0	3	3	4.5	4	1	1	2	0	11	14.0	
RHODE ISLAND	12/09/20	*	19	2-8	.250	0-1	.000	1-2	.500	2	3	5	4.6	4	0	2	3	0	5	12.2	
LOYOLA CHICAGO	12/15/20	*	25	3-10	.300	2-3	.667	0-0	.000	0	3	3	4.3	4	1	1	0	0	8	11.5	
LOUISVILLE	12/19/20	*	24	3-7	.429	1-3	.333	1-1	1.000	0	1	1	3.9	1	3	2	1	0	8	11.0	
NEBRASKA	12/22/20	*	21	3-6	.500	0-1	.000	4-4	1.000	1	3	4	3.9	2	1	3	0	0	10	10.9	
at Michigan St.	12/25/20	*	25	3-7	.429	0-2	.000	2-2	1.000	0	2	2	3.7	1	0	1	1	0	8	10.6	
MARYLAND	12/28/20	*	25	4-10	.400	0-2	.000	0-0	.000	1	5	6	3.9	1	0	0	0	0	8	10.3	
MINNESOTA	12/31/20	*	19	3-7	.429	0-0	.000	1-2	.500	3	3	6	4.1	2	0	1	1	0	7	10.0	
INDIANA	01/07/21	*	35	4-12	.333	0-0	.000	6-6	1.000	2	4	6	4.3	4	3	2	0	0	14	10.3	
at Michigan	01/12/21	*	19	2-9	.222	0-3	.000	0-0	.000	1	1	2	4.1	0	0	1	0	0	4	9.8	
at Rutgers	01/15/21		17	1-5	.200	1-3	.333	0-0	.000	0	0	0	3.8	1	0	0	1	0	3	9.4	
NORTHWESTERN	01/20/21		22	2-8	.250	0-3	.000	2-2	1.000	1	4	5	3.9	2	1	3	1	2	6	9.1	
OHIO ST.	01/23/21		20	5-9	.556	0-3	.000	1-1	1.000	0	3	3	3.8	1	0	0	1	0	11	9.3	
Totals			13	366	55-134	.410	10-35	.286	28-33	.848	15	46	61	3.8	36	12	19	19	4	148	9.3
Games played: 16										Rebounds/game: 3.8											
Minutes/game: 22.9										Assists/game: 0.8											
Points/game: 9.3										Turnovers/game: 1.2											
FG Pct: 41.0										Assist/turnover ratio: 0.6											
3FG Pct: 28.6										Steals/game: 0.3											
FT Pct: 84.8										Blocks/game: 1.2											

CAREER STATISTICS

Season	gp-gs	min/avg	Total		3-Point		F-Throws		Rebounds			pf	fo	ast	to	blk	stl	Scoring		
			fg-fga	pct	fg-fga	pct	ft-fa	pct	off	def	tot							avg	pts	avg
2017-18	28-15	466/16.6	58-152	.382	12-47	.255	20-24	.833	19	36	55	2.0	67	0	22	29	26	7	148	5.3
2018-19	34-34	779/22.9	105-234	.449	32-84	.381	26-41	.634	42	91	133	3.9	81	1	34	32	60	10	268	7.9
2019-20	31-31	811/26.2	147-328	.448	30-89	.337	81-103	.786	34	106	140	4.5	97	2	18	46	58	15	405	13.1
2020-21	16-13	366/22.9	55-134	.410	10-35	.286	28-33	.848	15	46	61	3.8	36	0	12	19	19	4	148	9.3
TOTAL	109-93	2422/22.2	365-848	.430	84-255	.329	155-201	.771	110	279	389	3.6	281	3	86	126	163	36	969	8.9

# Individual Game by Game

## 3 | WALT McGRORY

Senior | Guard | 6-3 | 205  
Minneapolis, Minn. | Edina High School

### GAME-BY-GAME STATISTICS

### CAREER STATISTICS

Season	gp-gs	min/avg	Total		3-Point		F-Throws		Rebounds				Scoring			
			fg-fga	pct	fg-fga	pct	ft-fa	pct	off	def	tot	avg	pts	avg	pts	avg
2017-18	9-0	72/8.0	0-5	.000	0-3	.000	5-7	.714	0	8	8	0.9	5	0.6	5	0.6
2018-19	13-0	31/2.4	2-5	.400	2-4	.500	0-0	.000	0	2	2	0.2	2	0.1	2	0.1
2019-20	14-0	59/4.2	5-13	.385	2-7	.286	3-4	.750	2	7	9	0.6	9	0.6	15	1.1
TOTAL	36-0	162/4.5	7-23	.304	4-14	.286	8-11	.727	2	17	19	0.5	16	0.4	26	0.7

### SEASON HIGHS

POINTS: --  
FIELD GOALS: --  
FG ATTEMPTS: --  
3-POINT FGS: --  
3-POINT FGAS: --  
FREE THROWS: --  
FT ATTEMPTS: --  
REBOUNDS: --  
ASSISTS: --  
BLOCKS: --  
STEALS: --  
MINUTES: --

### CAREER HIGHS

POINTS: 9 vs. McNeese State (11/13/19)  
FIELD GOALS: 3 vs. McNeese State (11/13/19)  
FG ATTEMPTS: 6 vs. McNeese State (11/13/19)  
3-POINT FGS: 1 (4x) MR at Purdue (1/24/20)  
3-POINT FGAS: 3 vs. McNeese State (11/13/19)  
FREE THROWS: 4 vs. Green Bay (12/23/17)  
FT ATTEMPTS: 6 vs. Green Bay (12/23/17)  
REBOUNDS: 6 vs. Green Bay (12/23/17)  
ASSISTS: 2 vs. McNeese State (11/13/19)  
BLOCKS: --  
STEALS: 3 vs. UMass Lowell (12/30/17)  
MINUTES: 24 vs. McNeese State (11/13/19)

## 4 | CARTER HIGGINBOTTOM

Sophomore | Guard | 6-0 | 188  
Chicago, Ill. | St. Ignatius High School

### GAME-BY-GAME STATISTICS

Opponent	Date	gs	min	Total		3-Pointers		Free throws		Rebounds				pf	a	t/o	blk	stl	pts	avg
				fg-fga	pct	3fg-fga	pct	ft-fa	pct	off	def	tot	avg							
ARK-PINE BLUFF	11/27/20	2	0-1	.000	0-0	.000	0-0	.000	0	0	0	0.0	0	0	1	0	0	0	0	0.0
GREEN BAY	12/01/20	2	0-1	.000	0-0	.000	0-0	.000	0	0	0	0.0	0	0	1	0	0	0	0	0.0
LOUISVILLE	12/19/20	2	0-1	.000	0-0	.000	0-0	.000	0	0	0	0.0	0	0	0	0	0	0	0	0.0
NORTHWESTERN	01/20/21	1	0-0	.000	0-0	.000	0-0	.000	0	0	0	0.0	0	0	0	0	0	0	0	0.0
Totals		0	7	0-3	.000	0-0	.000	0-0	.000	0	0	0	0.0	0	1	1	0	0	0	0.0

### CAREER STATISTICS

Season	gp-gs	min/avg	Total		3-Point		F-Throws		Rebounds				Scoring			
			fg-fga	pct	fg-fga	pct	ft-fa	pct	off	def	tot	avg	pts	avg	pts	avg
2019-20	9-0	9/1.0	0-1	.000	0-0	.000	0-0	.000	0	1	1	0.1	0	0.0	0	0.0
2020-21	4-0	7/1.8	0-3	.000	0-0	.000	0-0	.000	0	0	0	0.0	0	0.0	0	0.0
TOTAL	13-0	16/1.2	0-4	.000	0-0	.000	0-0	.000	0	1	1	0.1	0	0.0	0	0.0

### SEASON HIGHS

POINTS: --  
FIELD GOALS: --  
FG ATTEMPTS: 1 (2x) MR vs. Louisville (12/19/20)  
3-POINT FGS: --  
3-POINT FGAS: --  
FREE THROWS: --  
FT ATTEMPTS: --  
REBOUNDS: --  
ASSISTS: 1 vs. Green Bay (12/1/20)  
BLOCKS: --  
STEALS: --  
MINUTES: 2 (3x) MR vs. Louisville (12/19/20)

### CAREER HIGHS

POINTS: --  
FIELD GOALS: --  
FG ATTEMPTS: 1 (4x) MR vs. Louisville (12/19/20)  
3-POINT FGS: --  
3-POINT FGAS: --  
FREE THROWS: --  
FT ATTEMPTS: --  
REBOUNDS: 1 vs. Milwaukee (12/21/19)  
ASSISTS: 1 vs. Green Bay (12/1/20)  
BLOCKS: --  
STEALS: --  
MINUTES: 2 (3x) MR vs. Louisville (12/19/20)



# Individual Game by Game

## 13 | JUSTIN TAPHORN

Freshman | Guard | 6-5 | 198  
Pekin, Ill. | Pekin

### GAME-BY-GAME STATISTICS

Opponent	Date	gs	min	Total		3-Pointers		Free throws		Rebounds				pf	a	t/o	blk	stl	pts	avg
				fg-fga	pct	3fg-fga	pct	ft-fa	pct	off	def	tot	avg							
ARK.-PINE BLUFF	11/27/20	2		0-0	.000	0-0	.000	0-0	.000	0	0	0	0.0	0	0	0	0	0	0	0.0
GREEN BAY	12/01/20	2		0-1	.000	0-1	.000	0-0	.000	0	0	0	0.0	0	0	0	0	0	0	0.0
LOUISVILLE	12/19/20	4		0-0	.000	0-0	.000	0-0	.000	0	0	0	0.0	0	0	1	0	0	0	0.0
NORTHWESTERN	01/20/21	1		0-0	.000	0-0	.000	0-0	.000	0	0	0	0.0	0	0	0	0	0	0	0.0
Totals		0	9	0-1	.000	0-1	.000	0-0	.000	0	0	0	0.0	0	0	1	0	0	0	0.0

### CAREER STATISTICS

Season	gp-gs	min/avg	Total		3-Point		F-Throws		Rebounds				pf	fo	ast	to	blk	stl	Scoring	
			fg-fga	pct	fg-fga	pct	ft-fa	pct	off	def	tot	avg							pts	avg
2020-21	4-0	9/2.3	0-1	.000	0-1	.000	0-0	.000	0	0	0	0.0	0	0	0	1	0	0	0	0.0
TOTAL	4-0	9/2.3	0-1	.000	0-1	.000	0-0	.000	0	0	0	0.0	0	0	0	1	0	0	0	0.0

### SEASON HIGHS

POINTS: --  
FIELD GOALS: --  
FG ATTEMPTS: 1 vs. Green Bay (12/1/20)  
3-POINT FGS: --  
3-POINT FGAS: 1 vs. Green Bay (12/1/20)  
FREE THROWS: --  
FT ATTEMPTS: --  
REBOUNDS: --  
ASSISTS: --  
BLOCKS: --  
STEALS: --  
MINUTES: 3 vs. Louisville (12/19/20)

### CAREER HIGHS

POINTS: --  
FIELD GOALS: --  
FG ATTEMPTS: 1 vs. Green Bay (12/1/20)  
3-POINT FGS: --  
3-POINT FGAS: 1 vs. Green Bay (12/1/20)  
FREE THROWS: --  
FT ATTEMPTS: --  
REBOUNDS: --  
ASSISTS: --  
BLOCKS: --  
STEALS: --  
MINUTES: 3 vs. Louisville (12/19/20)

## 14 | CARTER GILMORE

Freshman | Forward | 6-7 | 215  
Hartland, Wis. | Arrowhead

### GAME-BY-GAME STATISTICS

Opponent	Date	gs	min	Total		3-Pointers		Free throws		Rebounds				pf	a	t/o	blk	stl	pts	avg
				fg-fga	pct	3fg-fga	pct	ft-fa	pct	off	def	tot	avg							
EASTERN ILLINOIS	11/25/20	2		0-1	.000	0-1	.000	0-0	.000	0	0	0	0.0	1	0	0	0	0	0	0.0
ARK.-PINE BLUFF	11/27/20	3		0-1	.000	0-1	.000	0-0	.000	0	2	2	1.0	0	0	0	0	0	0	0.0
GREEN BAY	12/01/20	4		1-1	1.000	0-0	.000	0-0	.000	0	0	0	0.7	0	0	0	0	0	2	0.7
NEBRASKA	12/22/20	0		0-0	.000	0-0	.000	0-0	.000	0	0	0	0.5	0	0	0	0	0	0	0.5
NORTHWESTERN	01/20/21	1		0-0	.000	0-0	.000	0-0	.000	0	0	0	0.4	0	0	0	0	0	0	0.4
Totals		0	10	1-3	.333	0-2	.000	0-0	.000	0	2	2	0.4	1	0	0	0	0	2	0.4

### CAREER STATISTICS

Season	gp-gs	min/avg	Total		3-Point		F-Throws		Rebounds				pf	fo	ast	to	blk	stl	Scoring	
			fg-fga	pct	fg-fga	pct	ft-fa	pct	off	def	tot	avg							pts	avg
2020-21	5-0	10/2.0	1-3	.333	0-2	.000	0-0	.000	0	2	2	0.4	1	0	0	0	0	0	2	0.4
TOTAL	5-0	10/2.0	1-3	.333	0-2	.000	0-0	.000	0	2	2	0.4	1	0	0	0	0	0	2	0.4

### SEASON HIGHS

POINTS: 2 vs. Green Bay (12/1/20)  
FIELD GOALS: 1 vs. Green Bay (12/1/20)  
FG ATTEMPTS: 1 (2x) MR vs. Green Bay (12/1/20)  
3-POINT FGS: --  
3-POINT FGAS: 1 vs. Ark-Pine Bluff (11/27/20)  
FREE THROWS: --  
FT ATTEMPTS: --  
REBOUNDS: 2 vs. Ark-Pine Bluff (11/27/20)  
ASSISTS: --  
BLOCKS: --  
STEALS: --  
MINUTES: 3 (2x) MR vs. Green Bay (12/1/20)

### CAREER HIGHS

POINTS: 2 vs. Green Bay (12/1/20)  
FIELD GOALS: 1 vs. Green Bay (12/1/20)  
FG ATTEMPTS: 1 (2x) MR vs. Green Bay (12/1/20)  
3-POINT FGS: --  
3-POINT FGAS: 1 vs. Ark-Pine Bluff (11/27/20)  
FREE THROWS: --  
FT ATTEMPTS: --  
REBOUNDS: 2 vs. Ark-Pine Bluff (11/27/20)  
ASSISTS: --  
BLOCKS: --  
STEALS: --  
MINUTES: 3 (2x) MR vs. Green Bay (12/1/20)

# Individual Game by Game

## 20 | BEN CARLSON

Freshman | Forward | 6-9 | 218  
Woodbury, Minn. | East Ridge

### GAME-BY-GAME STATISTICS

Opponent	Date	gs	min	Total		3-Pointers		Free throws		Rebounds				pf	a	t/o	blk	stl	pts	avg
				fg-fga	pct	3fg-fga	pct	ft-fa	pct	off	def	tot	avg							
EASTERN ILLINOIS	11/25/20	17	4-5	.800	1-2	.500	4-4	1.000	0	2	2	2.0	1	1	0	1	0	13	13.0	
ARK.-PINE BLUFF	11/27/20	16	0-1	.000	0-0	.000	3-4	.750	0	2	2	2.0	4	2	1	1	0	3	8.0	
GREEN BAY	12/01/20	16	2-4	.500	0-1	.000	0-0	.000	0	1	1	1.7	1	1	0	1	1	4	6.7	
at Marquette	12/04/20	10	0-1	.000	0-0	.000	0-0	.000	1	0	1	1.5	2	0	0	0	0	0	5.0	
RHODE ISLAND	12/09/20	3	0-0	.000	0-0	.000	0-0	.000	0	0	0	1.2	2	0	0	0	0	0	4.0	
LOYOLA CHICAGO	12/15/20	1	0-0	.000	0-0	.000	0-0	.000	0	0	0	1.0	0	0	0	0	0	0	3.3	
Totals		0	63	6-11	.545	1-3	.333	7-8	.875	1	5	6	1.0	10	4	1	3	1	20	3.3

### CAREER STATISTICS

Season	gp-gs	min/avg	Total		3-Point		F-Throws		Rebounds				pf	fo	ast	to	blk	stl	Scoring	
			fg-fga	pct	fg-fga	pct	ft-fa	pct	off	def	tot	avg							pts	avg
2020-21	6-0	63/10.5	6-11	.545	1-3	.333	7-8	.875	1	5	6	1.0	10	0	4	1	3	1	20	3.3
TOTAL	6-0	63/10.5	6-11	.545	1-3	.333	7-8	.875	1	5	6	1.0	10	0	4	1	3	1	20	3.3

### SEASON HIGHS

POINTS: 13 vs. Eastern Illinois (11/25/20)  
FIELD GOALS: 4 vs. Eastern Illinois (11/25/20)  
FG ATTEMPTS: 5 vs. Eastern Illinois (11/25/20)  
3-POINT FGs: 1 vs. Eastern Illinois (11/25/20)  
3-POINT FGAs: 2 vs. Eastern Illinois (11/25/20)  
FREE THROWS: 4 vs. Eastern Illinois (11/25/20)  
FT ATTEMPTS: 4 (2x) MR vs. UAPB (11/27/20)  
REBOUNDS: 2 (2x) MR vs. UAPB (11/27/20)  
ASSISTS: 2 vs. Ark.-Pine Bluff (11/27/20)  
BLOCKS: 1 (2x) MR vs. UAPB (11/27/20)  
STEALS: 1 vs. Green Bay (12/1/20)  
MINUTES: 17 vs. Eastern Illinois (11/25/20)

### CAREER HIGHS

POINTS: 13 vs. Eastern Illinois (11/25/20)  
FIELD GOALS: 4 vs. Eastern Illinois (11/25/20)  
FG ATTEMPTS: 5 vs. Eastern Illinois (11/25/20)  
3-POINT FGs: 1 vs. Eastern Illinois (11/25/20)  
3-POINT FGAs: 2 vs. Eastern Illinois (11/25/20)  
FREE THROWS: 4 vs. Eastern Illinois (11/25/20)  
FT ATTEMPTS: 4 (2x) MR vs. UAPB (11/27/20)  
REBOUNDS: 2 (2x) MR vs. UAPB (11/27/20)  
ASSISTS: 2 vs. Ark.-Pine Bluff (11/27/20)  
BLOCKS: 1 (2x) MR vs. UAPB (11/27/20)  
STEALS: 1 vs. Green Bay (12/1/20)  
MINUTES: 17 vs. Eastern Illinois (11/25/20)

## 22 | STEVEN CROWL

Freshman | Forward | 7-0 | 217  
Eagan, Minn. | Eastview

### GAME-BY-GAME STATISTICS

Opponent	Date	Total		3-Pointers		Free throws		Rebounds				pf	a	t/o	blk	stl	pts	avg		
		gs	min	fg-fga	pct	3fg-fga	pct	ft-fa	pct	off	def								tot	avg
EASTERN ILLINOIS	11/25/20		5	1-2	.500	0-0	.000	0-0	.000	1	0	1	1.0	1	0	1	0	2	2.0	
ARK.-PINE BLUFF	11/27/20		9	1-1	1.000	0-0	.000	0-0	.000	0	1	1	1.0	4	1	1	1	0	2	2.0
GREEN BAY	12/01/20		7	1-2	.500	0-1	.000	0-0	.000	0	0	0	0.7	2	0	0	0	0	2	2.0
LOUISVILLE	12/19/20		6	1-2	.500	0-0	.000	0-0	.000	1	1	2	1.0	1	0	1	0	0	2	2.0
NEBRASKA	12/22/20		0	0-0	.000	0-0	.000	0-0	.000	0	1	1	1.0	0	0	0	0	0	0	1.6
MINNESOTA	12/31/20		1	0-0	.000	0-0	.000	0-0	.000	0	0	0	0.8	0	0	0	0	0	0	1.3
at Michigan	01/12/21		1	0-0	.000	0-0	.000	0-0	.000	0	0	0	0.7	0	0	0	0	0	0	1.1
NORTHWESTERN	01/20/21		1	0-0	.000	0-0	.000	0-0	.000	0	2	2	0.9	1	0	0	0	0	0	1.0
Totals		0	30	4-7	.571	0-1	.000	0-0	.000	2	5	7	0.9	9	1	3	1	0	8	1.0

### CAREER STATISTICS

Season	gp-gs	min/avg	Total		3-Point		F-Throws		Rebounds				pf	fo	ast	to	blk	stl	Scoring	
			fg-fga	pct	fg-fga	pct	ft-fa	pct	off	def	tot	avg							pts	avg
2020-21	8-0	30/3.8	4-7	.571	0-1	.000	0-0	.000	2	5	7	0.9	9	0	1	3	1	0	8	1.0
TOTAL	8-0	30/3.8	4-7	.571	0-1	.000	0-0	.000	2	5	7	0.9	9	0	1	3	1	0	8	1.0

### SEASON HIGHS

POINTS: 2 (4x) MR vs. Louisville (12/19/20)  
FIELD GOALS: 1 (4x) MR vs. Louisville (12/19/20)  
FG ATTEMPTS: 2 (3x) MR vs. Louisville (12/19/20)  
3-POINT FGs: --  
3-POINT FGAs: 1 vs. Green Bay (12/1/20)  
FREE THROWS: --  
FT ATTEMPTS: --  
REBOUNDS: 2 (2x) MR vs. Northwestern (1/20/21)  
ASSISTS: 1 vs. Ark.-Pine Bluff (11/27/20)  
BLOCKS: 1 vs. Ark.-Pine Bluff (11/27/20)  
STEALS: --  
MINUTES: 11 vs. Ark.-Pine Bluff (11/27/20)

### CAREER HIGHS

POINTS: 2 (4x) MR vs. Louisville (12/19/20)  
FIELD GOALS: 1 (4x) MR vs. Louisville (12/19/20)  
FG ATTEMPTS: 2 (3x) MR vs. Louisville (12/19/20)  
3-POINT FGs: --  
3-POINT FGAs: 1 vs. Green Bay (12/1/20)  
FREE THROWS: --  
FT ATTEMPTS: --  
REBOUNDS: 2 (2x) MR vs. Northwestern (1/20/21)  
ASSISTS: 1 vs. Ark.-Pine Bluff (11/27/20)  
BLOCKS: 1 vs. Ark.-Pine Bluff (11/27/20)  
STEALS: --  
MINUTES: 11 vs. Ark.-Pine Bluff (11/27/20)

# Individual Game by Game

## 24 | JORDAN DAVIS

Freshman | Guard | 6-4 | 202  
La Crosse, Wis. | La Crosse Central

### GAME-BY-GAME STATISTICS

Opponent	Date	gs	min	Total		3-Pointers		Free throws		Rebounds				pf	a	t/o	blk	stl	pts	avg
				fg-fga	pct	3fg-fga	pct	ft-fa	pct	off	def	tot	avg							
ARK.-PINE BLUFF	11/27/20	3	0-0	.000	0-0	.000	0-0	.000	0	0	0	0	0.0	0	0	0	0	0	0	0.0
GREEN BAY	12/01/20	2	1-1	1.000	1-1	1.000	0-0	.000	0	0	0	0	0.0	0	0	0	0	0	3	1.5
LOUISVILLE	12/19/20	4	0-0	.000	0-0	.000	0-0	.000	0	0	0	0	0.0	0	0	0	0	0	0	1.0
NEBRASKA	12/22/20	0	0-0	.000	0-0	.000	0-0	.000	0	0	0	0	0.0	0	0	0	0	0	0	0.8
MINNESOTA	12/31/20	1	0-0	.000	0-0	.000	0-0	.000	0	0	0	0	0.0	0	0	0	0	0	0	0.6
at Michigan	01/12/21	3	1-3	.333	0-2	.000	0-0	.000	0	0	0	0	0.0	0	0	0	0	0	2	0.8
NORTHWESTERN	01/20/21	1	0-0	.000	0-0	.000	0-0	.000	0	0	0	0	0.0	0	0	1	0	0	0	0.7
Totals		0	14	2-4	.500	1-3	.333	0-0	.000	0	0	0	0.0	0	0	1	0	0	5	0.7

### CAREER STATISTICS

Season	gp-gs	min/avg	Total		3-Point		F-Throws		Rebounds				pf	fo	ast	to	blk	stl	Scoring	
			fg-fga	pct	fg-fga	pct	ft-fa	pct	off	def	tot	avg							pts	avg
2020-21	7-0	14/2.0	2-4	.500	1-3	.333	0-0	.000	0	0	0	0.0	0	0	0	1	0	0	5	0.7
TOTAL	7-0	14/2.0	2-4	.500	1-3	.333	0-0	.000	0	0	0	0.0	0	0	0	1	0	0	5	0.7

### SEASON HIGHS

POINTS: 3 vs. Green Bay (12/1/20)  
FIELD GOALS: 1 (2x) MR at Michigan (1/12/21)  
FG ATTEMPTS: 3 at Michigan (1/12/21)  
3-POINT FGS: 1 vs. Green Bay (12/1/20)  
3-POINT FGAS: 2 at Michigan (1/12/21)  
FREE THROWS: --  
FT ATTEMPTS: --  
REBOUNDS: --  
ASSISTS: --  
BLOCKS: --  
STEALS: --  
MINUTES: 4 vs. Louisville (12/19/20)

### CAREER HIGHS

POINTS: 3 vs. Green Bay (12/1/20)  
FIELD GOALS: 1 (2x) MR at Michigan (1/12/21)  
FG ATTEMPTS: 3 at Michigan (1/12/21)  
3-POINT FGS: 1 vs. Green Bay (12/1/20)  
3-POINT FGAS: 2 at Michigan (1/12/21)  
FREE THROWS: --  
FT ATTEMPTS: --  
REBOUNDS: --  
ASSISTS: --  
BLOCKS: --  
STEALS: --  
MINUTES: 4 vs. Louisville (12/19/20)

## 32 | JOE HEDSTROM

Sophomore | Center | 7-0 | 247  
Hopkins, Minn. | Hopkins

### GAME-BY-GAME STATISTICS

Opponent	Date	gs	min	Total		3-Pointers		Free throws		Rebounds				pf	a	t/o	blk	stl	pts	avg
				fg-fga	pct	3fg-fga	pct	ft-fa	pct	off	def	tot	avg							
EASTERN ILLINOIS	11/25/20	2	0-0	.000	0-0	.000	0-0	.000	0	0	0	0	0.0	0	0	0	0	0	0	0.0
ARK.-PINE BLUFF	11/27/20	3	0-1	.000	0-0	.000	1-2	.500	0	0	0	0	0.0	1	0	0	0	0	1	0.5
GREEN BAY	12/01/20	2	0-0	.000	0-0	.000	0-0	.000	1	0	1	0.3	1	0	0	0	0	0	0	0.3
LOUISVILLE	12/19/20	4	1-3	.333	1-1	1.000	0-0	.000	1	0	1	0.5	2	0	0	0	0	0	3	1.0
MINNESOTA	12/31/20	1	0-0	.000	0-0	.000	0-0	.000	0	0	0	0.4	0	0	0	0	0	0	0	0.8
Totals		0	12	1-4	.250	1-1	1.000	1-2	.500	2	0	2	0.4	4	0	0	0	0	4	0.8

### CAREER STATISTICS

Season	gp-gs	min/avg	Total		3-Point		F-Throws		Rebounds				pf	fo	ast	to	blk	stl	Scoring	
			fg-fga	pct	fg-fga	pct	ft-fa	pct	off	def	tot	avg							pts	avg
2019-20	6-0	14/2.3	1-2	.500	0-0	.000	0-0	.000	1	1	2	0.3	3	0	0	1	0	0	2	0.3
2020-21	5-0	12/2.4	1-4	.250	1-1	1.000	1-2	.500	2	0	2	0.4	4	0	0	0	0	0	4	0.8
TOTAL	11-0	26/2.4	2-6	.333	1-1	1.000	1-2	.500	3	1	4	0.4	7	0	0	1	0	0	6	0.5

### SEASON HIGHS

POINTS: 3 vs. Louisville (12/19/20)  
FIELD GOALS: 1 vs. Louisville (12/19/20)  
FG ATTEMPTS: 3 vs. Louisville (12/19/20)  
3-POINT FGS: 1 vs. Louisville (12/19/20)  
3-POINT FGAS: 1 vs. Louisville (12/19/20)  
FREE THROWS: 1 vs. Ark.-Pine Bluff (11/27/20)  
FT ATTEMPTS: 2 vs. Ark.-Pine Bluff (11/27/20)  
REBOUNDS: 1 (2x) MR vs. Louisville (12/19/20)  
ASSISTS: --  
BLOCKS: --  
STEALS: --  
MINUTES: 4 vs. Louisville (12/19/20)

### CAREER HIGHS

POINTS: 3 vs. Louisville (12/19/20)  
FIELD GOALS: 1 vs. Louisville (12/19/20)  
FG ATTEMPTS: 3 vs. Louisville (12/19/20)  
3-POINT FGS: 1 vs. Louisville (12/19/20)  
3-POINT FGAS: 1 vs. Louisville (12/19/20)  
FREE THROWS: 1 vs. Ark.-Pine Bluff (11/27/20)  
FT ATTEMPTS: 2 vs. Ark.-Pine Bluff (11/27/20)  
REBOUNDS: 1 (3x) MR vs. Louisville (12/19/20)  
ASSISTS: --  
BLOCKS: --  
STEALS: --  
MINUTES: 4 vs. Louisville (12/19/20)

# INDIVIDUAL CAREER STATISTICS

Updated Through January 23, 2021

## Anderson, Trevor

Season	gp-gs	min/avg	Total		3-Point		F-Throws		Rebounds										Scoring	
			fg-fga	pct	fg-fga	pct	ft-fa	pct	off	def	tot	avg	pf	fo	ast	to	blk	stl	pts	avg
2016-17*	20-20	570/28.5	58-145	.400	35-93	.376	45-56	.804	11	46	57	2.9	32	0	53	37	1	15	196	9.8
2018-19	8-0	55/6.9	6-10	.600	1-1	1.000	0-0	.000	1	8	9	1.1	3	0	3	1	0	0	13	1.6
2019-20	31-0	379/12.2	19-49	.388	7-25	.280	11-14	.786	7	34	41	1.3	18	0	38	17	1	4	56	1.8
2020-21	16-0	230/14.4	20-31	.645	9-13	.692	6-9	.667	5	18	23	1.4	11	0	22	8	0	4	55	3.4
TOTAL	55-0	664/12.1	45-90	.500	17-39	.436	17-23	.739	13	60	73	1.3	32	0	63	26	1	8	124	2.3
All*	75-20	1234/16.5	103-235	.438	52-132	.394	62-79	.785	24	106	130	1.7	64	0	116	63	2	23	320	4.3

\* Statistics from prior team/school

## Carlson, Ben

Season	gp-gs	min/avg	Total		3-Point		F-Throws		Rebounds										Scoring	
			fg-fga	pct	fg-fga	pct	ft-fa	pct	off	def	tot	avg	pf	fo	ast	to	blk	stl	pts	avg
2020-21	6-0	63/10.5	6-11	.545	1-3	.333	7-8	.875	1	5	6	1.0	10	0	4	1	3	1	20	3.3
TOTAL	6-0	63/10.5	6-11	.545	1-3	.333	7-8	.875	1	5	6	1.0	10	0	4	1	3	1	20	3.3

## Crowl, Steven

Season	gp-gs	min/avg	Total		3-Point		F-Throws		Rebounds										Scoring	
			fg-fga	pct	fg-fga	pct	ft-fa	pct	off	def	tot	avg	pf	fo	ast	to	blk	stl	pts	avg
2020-21	8-0	30/3.8	4-7	.571	0-1	.000	0-0	.000	2	5	7	0.9	9	0	1	3	1	0	8	1.0
TOTAL	8-0	30/3.8	4-7	.571	0-1	.000	0-0	.000	2	5	7	0.9	9	0	1	3	1	0	8	1.0

## Jonathan Davis

Season	gp-gs	min/avg	Total		3-Point		F-Throws		Rebounds										Scoring	
			fg-fga	pct	fg-fga	pct	ft-fa	pct	off	def	tot	avg	pf	fo	ast	to	blk	stl	pts	avg
2020-21	16-0	384/24.0	42-101	.416	4-15	.267	15-23	.652	24	50	74	4.6	26	0	18	12	10	13	103	6.4
TOTAL	16-0	384/24.0	42-101	.416	4-15	.267	15-23	.652	24	50	74	4.6	26	0	18	12	10	13	103	6.4

## Davis, Jordan

Season	gp-gs	min/avg	Total		3-Point		F-Throws		Rebounds										Scoring	
			fg-fga	pct	fg-fga	pct	ft-fa	pct	off	def	tot	avg	pf	fo	ast	to	blk	stl	pts	avg
2020-21	7-0	14/2.0	2-4	.500	1-3	.333	0-0	.000	0	0	0	0.0	0	0	0	1	0	0	5	0.7
TOTAL	7-0	14/2.0	2-4	.500	1-3	.333	0-0	.000	0	0	0	0.0	0	0	0	1	0	0	5	0.7

## Davison, Brad

Season	gp-gs	min/avg	Total		3-Point		F-Throws		Rebounds										Scoring	
			fg-fga	pct	fg-fga	pct	ft-fa	pct	off	def	tot	avg	pf	fo	ast	to	blk	stl	pts	avg
2017-18	33-29	1028/31.2	124-306	.405	60-169	.355	90-110	.818	10	66	76	2.3	109	3	83	59	1	40	398	12.1
2018-19	34-34	1096/32.2	115-299	.385	52-149	.349	76-94	.809	10	101	111	3.3	79	2	62	34	2	36	358	10.5
2019-20	30-30	926/30.9	92-233	.395	47-131	.359	65-77	.844	16	113	129	4.3	73	1	56	27	0	23	296	9.9
2020-21	16-16	475/29.7	42-123	.341	28-72	.389	38-46	.826	3	44	47	2.9	33	1	38	10	0	19	150	9.4
TOTAL	113-109	3525/31.2	373-961	.388	187-521	.359	269-327	.823	39	324	363	3.2	294	7	239	130	3	118	1202	10.6

## Aleem Ford

Season	gp-gs	min/avg	Total		3-Point		F-Throws		Rebounds										Scoring	
			fg-fga	pct	fg-fga	pct	ft-fa	pct	off	def	tot	avg	pf	fo	ast	to	blk	stl	pts	avg
2017-18	33-20	805/24.4	60-150	.400	45-110	.409	27-33	.818	20	71	91	2.8	64	1	30	25	6	11	192	5.8
2018-19	31-0	429/13.8	35-103	.340	23-80	.288	4-4	1.000	11	48	59	1.9	44	0	11	16	4	8	97	3.1
2019-20	31-31	777/25.1	96-222	.432	41-120	.342	34-49	.694	38	99	137	4.4	61	2	33	31	12	15	267	8.6
2020-21	16-16	411/25.7	56-130	.431	24-71	.338	18-23	.783	10	60	70	4.4	34	1	18	12	14	13	154	9.6
TOTAL	111-67	2422/21.8	247-605	.408	133-381	.349	83-109	.761	79	278	357	3.2	203	4	92	84	36	47	710	6.4



# INDIVIDUAL CAREER STATISTICS

Updated Through January 23, 2021

## Gilmore, Carter

Season	gp-gs	min/avg	Total		3-Point		F-Throws		Rebounds				pf	fo	ast	to	blk	stl	Scoring	
			fg-fga	pct	fg-fga	pct	ft-fa	pct	off	def	tot	avg							pts	avg
2020-21	5-0	10/2.0	1-3	.333	0-2	.000	0-0	.000	0	2	2	0.4	1	0	0	0	0	0	2	0.4
TOTAL	5-0	10/2.0	1-3	.333	0-2	.000	0-0	.000	0	2	2	0.4	1	0	0	0	0	0	2	0.4

## Hedstrom, Joe

Season	gp-gs	min/avg	Total		3-Point		F-Throws		Rebounds				pf	fo	ast	to	blk	stl	Scoring	
			fg-fga	pct	fg-fga	pct	ft-fa	pct	off	def	tot	avg							pts	avg
2019-20	6-0	14/2.3	1-2	.500	0-0	.000	0-0	.000	1	1	2	0.3	3	0	0	1	0	0	2	0.3
2020-21	5-0	12/2.4	1-4	.250	1-1	1.000	1-2	.500	2	0	2	0.4	4	0	0	0	0	0	4	0.8
TOTAL	11-0	26/2.4	2-6	.333	1-1	1.000	1-2	.500	3	1	4	0.4	7	0	0	1	0	0	6	0.5

## Carter Higginbottom

Season	gp-gs	min/avg	Total		3-Point		F-Throws		Rebounds				pf	fo	ast	to	blk	stl	Scoring	
			fg-fga	pct	fg-fga	pct	ft-fa	pct	off	def	tot	avg							pts	avg
2019-20	9-0	9/1.0	0-1	.000	0-0	.000	0-0	.000	0	1	1	0.1	0	0	0	1	0	0	0	0.0
2020-21	4-0	7/1.8	0-3	.000	0-0	.000	0-0	.000	0	0	0	0.0	0	0	1	1	0	0	0	0.0
TOTAL	13-0	16/1.2	0-4	.000	0-0	.000	0-0	.000	0	1	1	0.1	0	0	1	2	0	0	0	0.0

## McGrory, Walt

Season	gp-gs	min/avg	Total		3-Point		F-Throws		Rebounds				pf	fo	ast	to	blk	stl	Scoring	
			fg-fga	pct	fg-fga	pct	ft-fa	pct	off	def	tot	avg							pts	avg
2017-18	9-0	72/8.0	0-5	.000	0-3	.000	5-7	.714	0	8	8	0.9	5	0	4	7	0	4	5	0.6
2018-19	13-0	31/2.4	2-5	.400	2-4	.500	0-0	.000	0	2	2	0.2	2	0	1	2	0	0	6	0.5
2019-20	14-0	59/4.2	5-13	.385	2-7	.286	3-4	.750	2	7	9	0.6	9	0	5	1	0	1	15	1.1
TOTAL	36-0	162/4.5	7-23	.304	4-14	.286	8-11	.727	2	17	19	0.5	16	0	10	10	0	5	26	0.7

## Potter, Micah

Season	gp-gs	min/avg	Total		3-Point		F-Throws		Rebounds				pf	fo	ast	to	blk	stl	Scoring	
			fg-fga	pct	fg-fga	pct	ft-fa	pct	off	def	tot	avg							pts	avg
2019-20	21-3	374/17.8	76-144	.528	23-51	.451	37-43	.860	33	98	131	6.2	36	0	8	33	21	8	212	10.1
2020-21	16-16	363/22.7	69-138	.500	17-46	.370	38-47	.809	27	77	104	6.5	27	0	20	26	5	8	193	12.1
TOTAL	37-19	737/19.9	145-282	.514	40-97	.412	75-90	.833	60	175	235	6.4	63	0	28	59	26	16	405	10.9

## Reuvers, Nate

Season	gp-gs	min/avg	Total		3-Point		F-Throws		Rebounds				pf	fo	ast	to	blk	stl	Scoring	
			fg-fga	pct	fg-fga	pct	ft-fa	pct	off	def	tot	avg							pts	avg
2017-18	28-15	466/16.6	58-152	.382	12-47	.255	20-24	.833	19	36	55	2.0	67	0	22	29	26	7	148	5.3
2018-19	34-34	779/22.9	105-234	.449	32-84	.381	26-41	.634	42	91	133	3.9	81	1	34	32	60	10	268	7.9
2019-20	31-31	811/26.2	147-328	.448	30-89	.337	81-103	.786	34	106	140	4.5	97	2	18	46	58	15	405	13.1
2020-21	16-13	366/22.9	55-134	.410	10-35	.286	28-33	.848	15	46	61	3.8	36	0	12	19	19	4	148	9.3
TOTAL	109-93	2422/22.2	365-848	.430	84-255	.329	155-201	.771	110	279	389	3.6	281	3	86	126	163	36	969	8.9

## Taphorn, Justin

Season	gp-gs	min/avg	Total		3-Point		F-Throws		Rebounds				pf	fo	ast	to	blk	stl	Scoring	
			fg-fga	pct	fg-fga	pct	ft-fa	pct	off	def	tot	avg							pts	avg
2020-21	4-0	9/2.3	0-1	.000	0-1	.000	0-0	.000	0	0	0	0.0	0	0	0	1	0	0	0	0.0
TOTAL	4-0	9/2.3	0-1	.000	0-1	.000	0-0	.000	0	0	0	0.0	0	0	0	1	0	0	0	0.0

# INDIVIDUAL CAREER STATISTICS

Updated Through January 23, 2021

## D'Mitrik Trice

Season	gp-gs		min/avg		Total		3-Point		F-Throws		Rebounds										Scoring	
					fg-fga	pct	fg-fga	pct	ft-fa	pct	off	def	tot	avg	pf	fo	ast	to	blk	stl	pts	avg
2016-17	37	2	677	18.3	70-184	.380	38-91	.418	30-38	.789	7	62	69	1.9	51	0	63	37	3	20	208	5.6
2017-18	10	10	315	31.5	35-92	.380	12-40	.300	12-17	.706	2	18	20	2.0	13	0	23	13	1	6	94	9.4
2018-19	34	34	1107	32.6	133-346	.384	76-195	.390	51-68	.750	6	88	94	2.8	65	1	90	45	1	30	393	11.6
2019-20	31	31	997	32.2	104-274	.380	56-149	.376	41-55	.745	8	117	125	4.0	37	0	131	53	4	24	305	9.8
2020-21	16	16	507	31.7	77-168	.458	34-80	.425	46-61	.754	0	52	52	3.3	23	0	63	24	0	14	234	14.6
TOTAL	128	93	3603	28.1	419-1064	.394	216-555	.389	180-239	.753	23	337	360	2.8	189	1	370	172	9	94	1234	9.6

## Tyler Wahl

Season	gp-gs		min/avg		Total		3-Point		F-Throws		Rebounds										Scoring	
					fg-fga	pct	fg-fga	pct	ft-fa	pct	off	def	tot	avg	pf	fo	ast	to	blk	stl	pts	avg
2019-20	31	3	479	15.5	34-79	.430	6-28	.214	7-18	.389	34	48	82	2.6	64	0	32	33	5	20	81	2.6
2020-21	16	3	369	23.1	28-58	.483	7-16	.438	23-40	.575	12	53	65	4.1	37	0	23	13	13	15	86	5.4
TOTAL	47	6	848	18.0	62-137	.453	13-44	.295	30-58	.517	46	101	147	3.1	101	0	55	46	18	35	167	3.6

# SEASON STATISTICS

Updated Through January 23, 2021

RECORD:	OVERALL	HOME	AWAY	NEUTRAL
ALL GAMES	12-4	10-2	2-2	0-0
CONFERENCE	6-3	4-2	2-1	0-0
NON-CONFERENCE	6-1	6-0	0-1	0-0

##	Player	gp-gs	min	avg	Total		3-Point		F-Throw		Rebounds				pf	dq	a	to	blk	stl	pts	avg
					fg-fga	fg%	3fg-fga	3fg%	ft-fa	ft%	off	def	tot	avg								
00	D'Mitrik Trice	16-16	507	31.7	77-168	.458	34-80	.425	46-61	.754	0	52	52	3.3	23	0	63	24	0	14	234	14.6
11	Potter, Micah	16-16	363	22.7	69-138	.500	17-46	.370	38-47	.809	27	77	104	6.5	27	0	20	26	5	8	193	12.1
02	Aleem Ford	16-16	411	25.7	56-130	.431	24-71	.338	18-23	.783	10	60	70	4.4	34	1	18	12	14	13	154	9.6
34	Davison, Brad	16-16	475	29.7	42-123	.341	28-72	.389	38-46	.826	3	44	47	2.9	33	1	38	10	0	19	150	9.4
35	Reuvers, Nate	16-13	366	22.9	55-134	.410	10-35	.286	28-33	.848	15	46	61	3.8	36	0	12	19	19	4	148	9.3
01	Jonathan Davis	16-0	384	24.0	42-101	.416	4-15	.267	15-23	.652	24	50	74	4.6	26	0	18	12	10	13	103	6.4
5	Tyler Wahl	16-3	369	23.1	28-58	.483	7-16	.438	23-40	.575	12	53	65	4.1	37	0	23	13	13	15	86	5.4
12	Anderson, Trevor	16-0	230	14.4	20-31	.645	9-13	.692	6-9	.667	5	18	23	1.4	11	0	22	8	0	4	55	3.4
20	Carlson, Ben	6-0	63	10.5	6-11	.545	1-3	.333	7-8	.875	1	5	6	1.0	10	0	4	1	3	1	20	3.3
22	Crowl, Steven	8-0	30	3.8	4-7	.571	0-1	.000	0-0	.000	2	5	7	0.9	9	0	1	3	1	0	8	1.0
32	Hedstrom, Joe	5-0	12	2.4	1-4	.250	1-1	1.000	1-2	.500	2	0	2	0.4	4	0	0	0	0	0	4	0.8
24	Davis, Jordan	7-0	14	2.0	2-4	.500	1-3	.333	0-0	.000	0	0	0	0.0	0	0	0	1	0	0	5	0.7
14	Gilmore, Carter	5-0	10	2.0	1-3	.333	0-2	.000	0-0	.000	0	2	2	0.4	1	0	0	0	0	0	2	0.4
13	Taphorn, Justin	4-0	9	2.3	0-1	.000	0-1	.000	0-0	.000	0	0	0	0.0	0	0	0	1	0	0	0	0.0
04	Carter Higginbottom	4-0	7	1.8	0-3	.000	0-0	.000	0-0	.000	0	0	0	0.0	0	0	1	1	0	0	0	0.0
Team											24	16	40					4				
Total.....		16	3250		403-916	.440	136-359	.379	220-292	.753	125	428	553	34.6	251	2	220	135	65	91	1162	72.6
Opponents.....		16	3250		364-899	.405	97-298	.326	170-237	.717	129	416	545	34.1	287	6	172	190	60	64	995	62.2

TEAM STATISTICS	WIS	OPP	Date	Opponent	Score	Att.
SCORING	1162	995	11/25/20	EASTERN ILLINOIS	w 77-67	0
Points per game	72.6	62.2	11/27/20	ARK.-PINE BLUFF	w 92-58	0
Scoring margin	+10.4	-	12/01/20	GREEN BAY	w 82-42	0
FIELD GOALS-ATT	403-916	364-899	12/04/20	at Marquette	L 65-67	0
Field goal pct	.440	.405	12/09/20	RHODE ISLAND	w 73-62	0
3 POINT FG-ATT	136-359	97-298	12/15/20	LOYOLA CHICAGO	w 77-63	0
3-point FG pct	.379	.326	12/19/20	LOUISVILLE	w 85-48	0
3-pt FG made per game	8.5	6.1	* 12/22/20	NEBRASKA	w 67-53	0
FREE THROWS-ATT	220-292	170-237	* 12/25/20	at Michigan St.	w 85-76	0
Free throw pct	.753	.717	* 12/28/20	MARYLAND	L 64-70	0
F-Throws made per game	13.8	10.6	* 12/31/20	MINNESOTA	w 71-59	0
REBOUNDS	553	545	* 01/07/21	INDIANA	Wo2 80-73	0
Rebounds per game	34.6	34.1	* 01/12/21	at Michigan	L 54-77	74
Rebounding margin	+0.5	-	* 01/15/21	at Rutgers	w 60-54	0
ASSISTS	220	172	* 01/20/21	NORTHWESTERN	w 68-52	0
Assists per game	13.8	10.8	* 01/23/21	OHIO ST.	L 62-74	0
TURNOVERS	135	190	* - Conference game			
Turnovers per game	8.4	11.9				
Turnover margin	+3.4	-				
Assist/turnover ratio	1.6	0.9				
STEALS	91	64				
Steals per game	5.7	4.0				
BLOCKS	65	60				
Blocks per game	4.1	3.8				
ATTENDANCE	0	74				
Home games-Avg/Game	12-0	4-18				
Neutral site-Avg/Game	-	0-0				

Score by Periods	1st	2nd	OT	OT2	Totals
Wisconsin	543	600	8	11	1162
Opponents	420	563	8	4	995

# BIG TEN STATISTICS

Updated Through January 23, 2021

RECORD:	OVERALL	HOME	AWAY	NEUTRAL
ALL GAMES	6-3	4-2	2-1	0-0
CONFERENCE	6-3	4-2	2-1	0-0
NON-CONFERENCE	0-0	0-0	0-0	0-0

##	Player	gp-gs	min	avg	Total		3-Point		F-Throw		Rebounds				pf	dq	a	to	blk	stl	pts	avg
					fg-fga	fg%	3fg-fga	3fg%	ft-fa	ft%	off	def	tot	avg								
00	D'Mitrik Trice	9-9	318	35.3	50-107	.467	22-53	.415	31-40	.775	0	30	30	3.3	15	0	37	19	0	6	153	17.0
11	Potter, Micah	9-9	206	22.9	37-79	.468	8-28	.286	14-18	.778	15	42	57	6.3	13	0	10	14	4	5	96	10.7
02	Aleem Ford	9-9	242	26.9	34-76	.447	14-42	.333	12-14	.857	5	41	46	5.1	21	1	9	6	9	10	94	10.4
34	Davison, Brad	9-9	294	32.7	24-77	.312	15-43	.349	12-16	.750	2	26	28	3.1	21	0	25	7	0	11	75	8.3
35	Reuvers, Nate	9-6	203	22.6	27-73	.370	1-17	.059	16-17	.941	9	25	34	3.8	14	0	5	11	5	2	71	7.9
05	Tyler Wahl	9-3	213	23.7	16-32	.500	5-8	.625	13-23	.565	5	25	30	3.3	21	0	13	7	4	6	50	5.6
01	Jonathan Davis	9-0	235	26.1	20-54	.370	1-8	.125	6-10	.600	12	27	39	4.3	18	0	8	7	4	8	47	5.2
12	Anderson, Trevor	9-0	127	14.1	8-16	.500	4-7	.571	3-3	1.000	3	8	11	1.2	3	0	9	3	0	1	23	2.6
24	Davis, Jordan	4-0	5	1.3	1-3	.333	0-2	.000	0-0	.000	0	0	0	0.0	0	0	0	1	0	0	2	0.5
04	Carter Higginbottom	1-0	1	1.0	0-0	.000	0-0	.000	0-0	.000	0	0	0	0.0	0	0	0	0	0	0	0	0.0
32	Hedstrom, Joe	1-0	1	1.0	0-0	.000	0-0	.000	0-0	.000	0	0	0	0.0	0	0	0	0	0	0	0	0.0
13	Taphorn, Justin	1-0	1	1.0	0-0	.000	0-0	.000	0-0	.000	0	0	0	0.0	0	0	0	0	0	0	0	0.0
14	Gilmore, Carter	2-0	1	0.5	0-0	.000	0-0	.000	0-0	.000	0	0	0	0.0	0	0	0	0	0	0	0	0.0
22	Crowl, Steven	4-0	3	0.8	0-0	.000	0-0	.000	0-0	.000	0	3	3	0.8	1	0	0	0	0	0	0	0.0
Team											17	10	27					3				
Total.....		9	1850		217-517	.420	70-208	.337	107-141	.759	68	237	305	33.9	127	1	116	78	26	49	611	67.9
Opponents.....		9	1850		226-522	.433	60-181	.331	76-106	.717	74	244	318	35.3	153	2	115	97	41	35	588	65.3

TEAM STATISTICS	WIS	OPP	Date	Opponent	Score	Att.
SCORING	611	588	* 12/22/20	NEBRASKA	w 67-53	0
Points per game	67.9	65.3	* 12/25/20	at Michigan St.	w 85-76	0
Scoring margin	+2.6	-	* 12/28/20	MARYLAND	L 64-70	0
FIELD GOALS-ATT	217-517	226-522	* 12/31/20	MINNESOTA	w 71-59	0
Field goal pct	.420	.433	* 01/07/21	INDIANA	Wo2 80-73	0
3 POINT FG-ATT	70-208	60-181	* 01/12/21	at Michigan	L 54-77	74
3-point FG pct	.337	.331	* 01/15/21	at Rutgers	w 60-54	0
3-pt FG made per game	7.8	6.7	* 01/20/21	NORTHWESTERN	w 68-52	0
FREE THROWS-ATT	107-141	76-106	* 01/23/21	OHIO ST.	L 62-74	0
Free throw pct	.759	.717	* - Conference game			
F-Throws made per game	11.9	8.4				
REBOUNDS	305	318				
Rebounds per game	33.9	35.3				
Rebounding margin	-1.4	-				
ASSISTS	116	115				
Assists per game	12.9	12.8				
TURNOVERS	78	97				
Turnovers per game	8.7	10.8				
Turnover margin	+2.1	-				
Assist/turnover ratio	1.5	1.2				
STEALS	49	35				
Steals per game	5.4	3.9				
BLOCKS	26	41				
Blocks per game	2.9	4.6				
ATTENDANCE	0	74				
Home games-Avg/Game	6-0	3-25				
Neutral site-Avg/Game	-	0-0				

Score by Periods	1st	2nd	OT	OT2	Totals
Wisconsin	275	317	8	11	611
Opponents	274	302	8	4	588



# HOME STATISTICS

Updated Through January 23, 2021

RECORD:	OVERALL	HOME	AWAY	NEUTRAL
ALL GAMES	10-2	10-2	0-0	0-0
CONFERENCE	4-2	4-2	0-0	0-0
NON-CONFERENCE	6-0	6-0	0-0	0-0

##	Player	gp-gs	min	avg	Total		3-Point		F-Throw		Rebounds				pf	dq	a	to	blk	stl	pts	avg
					fg-fga	fg%	3fg-fga	3fg%	ft-fa	ft%	off	def	tot	avg								
00	D'Mitrik Trice	12-12	376	31.3	53-119	.445	21-56	.375	28-38	.737	0	38	38	3.2	19	0	52	15	0	9	155	12.9
11	Potter, Micah	12-12	272	22.7	55-105	.524	12-32	.375	29-37	.784	20	59	79	6.6	20	0	15	16	3	6	151	12.6
35	Reuvers, Nate	12-10	280	23.3	45-103	.437	8-23	.348	24-29	.828	14	40	54	4.5	30	0	11	16	15	4	122	10.2
34	Davison, Brad	12-12	367	30.6	34-91	.374	24-53	.453	27-33	.818	3	31	34	2.8	24	0	29	8	0	12	119	9.9
02	Aleem Ford	12-12	301	25.1	41-93	.441	20-54	.370	10-13	.769	7	44	51	4.3	23	0	14	11	8	7	112	9.3
01	Jonathan Davis	12-0	287	23.9	34-80	.425	4-13	.308	10-16	.625	18	42	60	5.0	16	0	14	9	7	10	82	6.8
5	Tyler Wahl	12-2	267	22.3	22-45	.489	6-14	.429	20-33	.606	7	40	47	3.9	26	0	18	8	9	13	70	5.8
12	Anderson, Trevor	12-0	169	14.1	19-25	.760	8-9	.889	4-7	.571	1	15	16	1.3	10	0	14	6	0	3	50	4.2
20	Carlson, Ben	5-0	53	10.6	6-10	.600	1-3	.333	7-8	.875	0	5	5	1.0	8	0	4	1	3	1	20	4.0
22	Crowl, Steven	7-0	29	4.1	4-7	.571	0-1	.000	0-0	.000	2	5	7	1.0	9	0	1	3	1	0	8	1.1
32	Hedstrom, Joe	5-0	12	2.4	1-4	.250	1-1	1.000	1-2	.500	2	0	2	0.4	4	0	0	0	0	0	4	0.8
24	Davis, Jordan	6-0	11	1.8	1-1	1.000	1-1	1.000	0-0	.000	0	0	0	0.0	0	0	0	1	0	0	3	0.5
14	Gilmore, Carter	5-0	10	2.0	1-3	.333	0-2	.000	0-0	.000	0	2	2	0.4	1	0	0	0	0	0	2	0.4
13	Taphorn, Justin	4-0	9	2.3	0-1	.000	0-1	.000	0-0	.000	0	0	0	0.0	0	0	0	1	0	0	0	0.0
04	Carter Higginbottom	4-0	7	1.8	0-3	.000	0-0	.000	0-0	.000	0	0	0	0.0	0	0	1	1	0	0	0	0.0
Team											13	12	25					3				
Total.....		12	2450		316-690	.458	106-263	.403	160-216	.741	87	333	420	35.0	190	0	173	99	46	65	898	74.8
Opponents.....		12	2450		259-664	.390	73-238	.307	130-182	.714	83	306	389	32.4	216	5	120	144	45	43	721	60.1

## TEAM STATISTICS

WIS OPP

SCORING	898	721
Points per game	74.8	60.1
Scoring margin	+14.8	-
FIELD GOALS-ATT	316-690	259-664
Field goal pct	.458	.390
3 POINT FG-ATT	106-263	73-238
3-point FG pct	.403	.307
3-pt FG made per game	8.8	6.1
FREE THROWS-ATT	160-216	130-182
Free throw pct	.741	.714
F-Throws made per game	13.3	10.8
REBOUNDS	420	389
Rebounds per game	35.0	32.4
Rebounding margin	+2.6	-
ASSISTS	173	120
Assists per game	14.4	10.0
TURNOVERS	99	144
Turnovers per game	8.3	12.0
Turnover margin	+3.8	-
Assist/turnover ratio	1.7	0.8
STEALS	65	43
Steals per game	5.4	3.6
BLOCKS	46	45
Blocks per game	3.8	3.8
ATTENDANCE	0	0
Home games-Avg/Game	12-0	0-0
Neutral site-Avg/Game	-	0-0

Date Opponent

Score

Att.

11/25/20	EASTERN ILLINOIS	w	77-67	0
11/27/20	ARK.-PINE BLUFF	w	92-58	0
12/01/20	GREEN BAY	w	82-42	0
12/09/20	RHODE ISLAND	w	73-62	0
12/15/20	LOYOLA CHICAGO	w	77-63	0
12/19/20	LOUISVILLE	w	85-48	0
* 12/22/20	NEBRASKA	w	67-53	0
* 12/28/20	MARYLAND	L	64-70	0
* 12/31/20	MINNESOTA	w	71-59	0
* 01/07/21	INDIANA	Ww2	80-73	0
* 01/20/21	NORTHWESTERN	w	68-52	0
* 01/23/21	OHIO ST.	L	62-74	0

\* - Conference game

## Score by Periods

	1st	2nd	OT	OT2	Totals
Wisconsin	415	464	8	11	898
Opponents	271	438	8	4	721

# AWAY STATISTICS

Updated Through January 15, 2021

RECORD:	OVERALL	HOME	AWAY	NEUTRAL
ALL GAMES	2-2	0-0	2-2	0-0
CONFERENCE	2-1	0-0	2-1	0-0
NON-CONFERENCE	0-1	0-0	0-1	0-0

##	Player	gp-gs	min	avg	Total		3-Point		F-Throw		Rebounds				pf	dq	a	to	blk	stl	pts	avg
					fg-fga	fg%	3fg-fga	3fg%	ft-fga	ft%	off	def	tot	avg								
00	D'Mitrik Trice	4-4	131	32.8	24-49	.490	13-24	.542	18-23	.783	0	14	14	3.5	4	0	11	9	0	5	79	19.8
11	Potter, Micah	4-4	91	22.8	14-33	.424	5-14	.357	9-10	.900	7	18	25	6.3	7	0	5	10	2	2	42	10.5
02	Aleem Ford	4-4	110	27.5	15-37	.405	4-17	.235	8-10	.800	3	16	19	4.8	11	1	4	1	6	6	42	10.5
34	Davison, Brad	4-4	108	27.0	8-32	.250	4-19	.211	11-13	.846	0	13	13	3.3	9	1	9	2	0	7	31	7.8
35	Reuvers, Nate	4-3	86	21.5	10-31	.323	2-12	.167	4-4	1.000	1	6	7	1.8	6	0	1	3	4	0	26	6.5
01	Jonathan Davis	4-0	97	24.3	8-21	.381	0-2	.000	5-7	.714	6	8	14	3.5	10	0	4	3	3	3	21	5.3
05	Tyler Wahl	4-1	102	25.5	6-13	.462	1-2	.500	3-7	.429	5	13	18	4.5	11	0	5	5	4	2	16	4.0
24	Davis, Jordan	1-0	3	3.0	1-3	.333	0-2	.000	0-0	.000	0	0	0	0.0	0	0	0	0	0	0	2	2.0
12	Anderson, Trevor	4-0	61	15.3	1-6	.167	1-4	.250	2-2	1.000	4	3	7	1.8	1	0	8	2	0	1	5	1.3
20	Carlson, Ben	1-0	10	10.0	0-1	.000	0-0	.000	0-0	.000	1	0	1	1.0	2	0	0	0	0	0	0	0.0
22	Crowl, Steven	1-0	1	1.0	0-0	.000	0-0	.000	0-0	.000	0	0	0	0.0	0	0	0	0	0	0	0	0.0
Team											11	4	15					1				
Total.....		4	800		87-226	.385	30-96	.313	60-76	.789	38	95	133	33.2	61	2	47	36	19	26	264	66.0
Opponents.....		4	800		105-235	.447	24-60	.400	40-55	.727	46	110	156	39.0	71	1	52	46	15	21	274	68.5

TEAM STATISTICS	WIS	OPP	Date	Opponent	Score	Att.
SCORING	264	274	12/04/20	at Marquette	L 65-67	0
Points per game	66.0	68.5	* 12/25/20	at Michigan St.	W 85-76	0
Scoring margin	-2.5	-	* 01/12/21	at Michigan	L 54-77	74
FIELD GOALS-ATT	87-226	105-235	* 01/15/21	at Rutgers	W 60-54	0
Field goal pct	.385	.447	* - Conference game			
3 POINT FG-ATT	30-96	24-60				
3-point FG pct	.313	.400				
3-pt FG made per game	7.5	6.0				
FREE THROWS-ATT	60-76	40-55				
Free throw pct	.789	.727				
F-Throws made per game	15.0	10.0				
REBOUNDS	133	156				
Rebounds per game	33.2	39.0				
Rebounding margin	-5.7	-				
ASSISTS	47	52				
Assists per game	11.8	13.0				
TURNOVERS	36	46				
Turnovers per game	9.0	11.5				
Turnover margin	+2.5	-				
Assist/turnover ratio	1.3	1.1				
STEALS	26	21				
Steals per game	6.5	5.3				
BLOCKS	19	15				
Blocks per game	4.8	3.8				
ATTENDANCE	0	74				
Home games-Avg/Game	0-0	4-18				
Neutral site-Avg/Game	-	0-0				

Score by Periods	1st	2nd	Totals
Wisconsin	128	136	264
Opponents	149	125	274

# GAME-BY-GAME STATISTICS

Updated Through January 23, 2021

## WISCONSIN

Opponent	Date	Score		Total		3-Pointers		Free throws		Rebounds				pf	a	t/o	blk	stl	pts	avg
				fg-fga	pct	3fg-fga	pct	ft-fa	pct	off	def	tot	avg							
EASTERN ILLINOIS	11/25/20	77-67	W	24-57	.421	7-23	.304	22-29	.759	8	29	37	37.0	15	16	7	10	6	77	77.0
ARK.-PINE BLUFF	11/27/20	92-58	W	31-59	.525	10-19	.526	20-27	.741	7	30	37	37.0	19	17	7	7	9	92	84.5
GREEN BAY	12/01/20	82-42	W	34-61	.557	9-20	.450	5-6	.833	9	36	45	39.7	15	18	10	7	4	82	83.7
at Marquette	12/04/20	65-67	L	21-56	.375	7-24	.292	16-19	.842	13	23	36	38.8	22	11	10	4	5	65	79.0
RHODE ISLAND	12/09/20	73-62	W	20-52	.385	7-22	.318	26-36	.722	7	24	31	37.2	22	9	9	5	5	73	77.8
LOYOLA CHICAGO	12/15/20	77-63	W	25-57	.439	10-18	.556	17-23	.739	6	26	32	36.3	16	11	4	3	4	77	77.7
LOUISVILLE	12/19/20	85-48	W	31-57	.544	16-25	.640	7-11	.636	7	23	30	35.4	15	22	10	3	9	85	78.7
NEBRASKA	12/22/20	67-53	W	22-55	.400	8-26	.308	15-15	1.000	6	34	40	36.0	12	14	11	1	0	67	77.2
at Michigan St.	12/25/20	85-76	W	27-51	.529	8-19	.421	23-30	.767	5	23	28	35.1	16	18	7	4	7	85	78.1
MARYLAND	12/28/20	64-70	L	24-55	.436	8-21	.381	8-15	.533	7	22	29	34.5	15	12	7	1	3	64	76.7
MINNESOTA	12/31/20	71-59	W	30-59	.508	6-15	.400	5-8	.625	8	28	36	34.6	15	12	9	3	3	71	76.2
INDIANA	01/07/21	80-73	Wot	28-66	.424	8-19	.421	16-20	.800	9	30	39	35.0	14	14	7	0	10	80	76.5
at Michigan	01/12/21	54-77	L	20-65	.308	9-28	.321	5-6	.833	12	22	34	34.9	6	8	10	2	4	54	74.8
at Rutgers	01/15/21	60-54	W	19-54	.352	6-25	.240	16-21	.762	8	27	35	34.9	17	10	9	9	10	60	73.7
NORTHWESTERN	01/20/21	68-52	W	24-55	.436	10-27	.370	10-11	.909	6	28	34	34.9	13	14	8	2	5	68	73.3
OHIO ST.	01/23/21	62-74	L	23-57	.404	7-28	.250	9-15	.600	7	23	30	34.6	19	14	10	4	7	62	72.6
Wisconsin		1162		403-916	.440	136-359	.379	220-292	.753	125	428	553	34.6	251	220	135	65	91	1162	72.6
Opponents		995		364-899	.405	97-298	.326	170-237	.717	129	416	545	34.1	287	172	190	60	64	995	62.2

## OPPONENT

Opponent	Date	Score		Total		3-Pointers		Free throws		Rebounds				pf	a	t/o	blk	stl	pts	avg
				fg-fga	pct	3fg-fga	pct	ft-fa	pct	off	def	tot	avg							
EASTERN ILLINOIS	11/25/20	77-67	W	23-66	.348	6-19	.316	15-15	1.000	13	27	40	40.0	20	8	11	4	4	67	67.0
ARK.-PINE BLUFF	11/27/20	92-58	W	18-53	.340	6-14	.429	16-21	.762	7	25	32	36.0	19	7	15	2	3	58	62.5
GREEN BAY	12/01/20	82-42	W	16-57	.281	3-17	.176	7-13	.538	7	18	25	32.3	10	5	10	2	3	42	55.7
at Marquette	12/04/20	65-67	L	21-49	.429	5-14	.357	20-28	.714	9	25	34	32.8	17	10	11	2	7	67	58.5
RHODE ISLAND	12/09/20	73-62	W	22-51	.431	3-13	.231	15-25	.600	6	28	34	33.0	26	4	14	5	5	62	59.2
LOYOLA CHICAGO	12/15/20	77-63	W	21-54	.389	9-26	.346	12-17	.706	7	28	35	33.3	24	15	14	2	3	63	59.8
LOUISVILLE	12/19/20	85-48	W	17-47	.362	5-14	.357	9-12	.750	6	21	27	32.4	18	8	18	2	4	48	58.1
NEBRASKA	12/22/20	67-53	W	18-54	.333	8-27	.296	9-17	.529	6	25	31	32.2	15	12	9	6	6	53	57.5
at Michigan St.	12/25/20	85-76	W	27-57	.474	8-11	.727	14-16	.875	9	21	30	32.0	26	23	14	0	2	76	59.6
MARYLAND	12/28/20	64-70	L	26-52	.500	6-17	.353	12-15	.800	4	28	32	32.0	17	11	9	5	3	70	60.6
MINNESOTA	12/31/20	71-59	W	20-64	.313	7-31	.226	12-14	.857	16	23	39	32.6	15	12	10	6	1	59	60.5
INDIANA	01/07/21	80-73	Wot	30-62	.484	8-21	.381	5-8	.625	2	30	32	32.6	19	19	13	7	2	73	61.5
at Michigan	01/12/21	54-77	L	32-62	.516	9-16	.563	4-4	1.000	8	34	42	33.3	9	13	8	9	6	77	62.7
at Rutgers	01/15/21	60-54	W	25-67	.373	2-19	.105	2-7	.286	20	30	50	34.5	19	6	13	4	6	54	62.1
NORTHWESTERN	01/20/21	68-52	W	21-51	.412	7-23	.304	3-7	.429	4	23	27	34.0	17	10	10	2	3	52	61.4
OHIO ST.	01/23/21	62-74	L	27-53	.509	5-16	.313	15-18	.833	5	30	35	34.1	16	9	11	2	6	74	62.2
Opponents		995		364-899	.405	97-298	.326	170-237	.717	129	416	545	34.1	287	172	190	60	64	995	62.2
Wisconsin		1162		403-916	.440	136-359	.379	220-292	.753	125	428	553	34.6	251	220	135	65	91	1162	72.6

## GAME 1: #7 WISCONSIN 77, EASTERN ILLINOIS 67

Nov. 25, 2020 • Madison, Wis. • Kohl Center



Official Basketball Box Score - Final

Eastern Ill. at Wisconsin

11/25/20 Kohl Center, Madison, WI

2020-21 Men's Basketball

Game Time: 9:00 PM

Game Duration: 2:01

Eastern Ill. - 67

Record: 0-1

Officials: Mark Riggs, Dan Dorian, Bobby Day

NO. Name	Min	FG		3P	FT	Rebounds		Fouls	TP	AS	TO	ST	Blocks	+/-	Shooting By Period			
		M/A	M/A	M/A	M/A	OR	DR	Pf							1st FG%	2nd FG%	3rd FG%	FT%
20 Sammy Friday IV	F 11:17	1-2	0-0	0-0	3	1	4	3	2	0	1	0	0	1	-8	1st FG%: 5-34 23.5%	3PT%: 2-7 28.6%	FT%: 2-2 100%
35 George Dixon	F 24:07	3-9	0-0	2-2	5	5	10	3	4	8	0	1	0	1	-8	2nd FG%: 15-32 46.9%	3PT%: 4-12 33.3%	FT%: 13-13 100%
3 Mack Smith	G 30:49	1-10	1-9	0-0	0	2	2	4	0	3	0	2	1	1	-5	GM FG%: 23-66 34.8%	3PT%: 6-19 31.6%	FT%: 15-15 100.0%
5 Junior Farquhar	G 24:33	1-6	1-2	6-6	1	2	3	3	4	9	2	1	0	0	-1	Dead Ball Rebounds: 1, 2		
22 Josiah Wallace	G 31:01	9-16	1-1	3-3	0	4	4	0	4	22	3	2	0	1	-12			
21 Madani Diarra	10:14	0-2	0-0	0-0	0	0	0	1	0	0	0	0	0	0	-14			
2 Jordan Skipper-Brown	22:38	5-10	2-3	2-2	0	5	5	0	1	14	0	1	3	1	0			
4 Marvin Johnson	20:25	2-5	0-0	2-2	1	1	2	3	2	6	3	1	0	0	1			
1 Kashawn Charles	14:43	1-5	1-3	0-0	0	3	3	1	0	3	0	0	0	2	-5			
11 Barlow Alleruzzo IV	10:13	0-1	0-1	0-0	0	2	2	2	0	0	0	1	0	0	1			
Team					3	2	5	0	0	0	1	0	0	0	1			
Totals	23:66	6-19	15-15	13	27	40	20	15	67	8	11	4	4	10	-10			
Technical Fouls: NONE																		


Wisconsin - 77													Record: 1-0		Technical Fouls: NONE	
NO. Name	Min	FG M-A	3P M-A	FT M-A	Rebounds OR DR TOT	Fouls PF FO	TP	AS	TO	ST	Blocks BS BA	+/-	Shooting By Period			
2 Aleem Ford	F 18:02	0-4	0-2	1-2	1 2 3	1 1	1	2	1	0	1	1	-1	1st FG% 15-29 51.7%	3PT% 4-12 33.3%	FT% 9-11 81.8%
35 Nate Reuvers	F 29:47	6-10	2-3	4-5	2 7 9	2 6	18	1	0	1	5	1	19	2nd FG% 9-28 32.1%	3PT% 3-11 27.3%	FT% 13-18 72.2%
11 Micah Potter	C 23:03	3-7	1-2	2-2	2 6 8	3 1	9	2	2	0	1	22	GM FG% 24-57 42.1%	3PT% 7-23 30.4%	FT% 22-29 75.9%	
0 D'Mitrik Trice	G 29:18	2-6	1-4	6-8	0 2 2	1 5	11	5	0	3	0	0	20	Dead Ball Rebounds: 3, 0		
34 Brad Davison	G 29:58	2-8	2-5	0-0	0 5 5	2 0	6	1	1	0	0	0	21			
5 Tyler Wahl	19:18	2-6	0-3	5-6	0 0 0	1 4	9	0	0	1	2	11				
12 Trevor Anderson	10:42	0-1	0-0	0-2	0 3 3	1 1	0	3	0	0	0	1	-10			
20 Ben Carlsson	16:36	4-5	1-2	4-4	0 1 2	1 2	13	1	0	0	1	0	6			
1 Jonathan Davis	15:22	4-7	0-1	0-0	1 1 2	1 0	8	1	2	1	1	0	-11			
22 Steven Crowl	04:52	1-2	0-0	0-0	1 0 1	1 0	2	0	1	0	0	0	-9			
14 Carter Gilmore	01:31	0-1	0-1	0-0	0 0 0	1 0	0	0	0	0	0	0	-9			
32 Joe Hedstrom	01:31	0-0	0-0	0-0	0 0 0	0 0	0	0	0	0	0	0	-9			
Team					1 1 2	0	0	0	0	0	0	0				
Totals	24:57	7-23	22-29	8	29	37	15	20	77	16	7	6	10	4	10	
Technical Fouls: NONE																

EIU		UW		Points from Turnovers		Period by Period Scoring	
Biggest lead	0 (1st 20:00)	27 (2nd 19:20)		9	13	1st	2nd
Best Scoring Run	9 (2nd 14:23)	12 (1st 6:01)		24	32	EUU	TOT
Lead Changes	0			20	47	67	
Times Tied	0			EUU	20	47	TOT
Time with Lead	00:00	38:20		Fast Breaks	7	7	
				Bench	23	32	
				UW	43	34	77

NOTES: Wisconsin opened its 124th season of men's basketball and the 6th under head coach Greg Gard...UW's starting lineup featured 5 seniors for the first time since Feb. 27, 2001...UW tallied 10 blocks, its most since recording 12 vs. EIU in 2019...Ben Carlsson, Steven Crowl and Jonathan Davis combined to score 23 points, the most by a UW freshman class in an opener since 2010 when Josh Gasser, Ben Brust and Dujie Dukan combined for 25 points.

## GAME 3: WISCONSIN 82, GREEN BAY 42

Dec. 1, 2020 • Madison, Wis. • Kohl Center



Official Basketball Box Score - Final

Green Bay at Wisconsin

12/01/20 Kohl Center, Madison

2020-21 Men's Basketball

Game Time: 4:08 PM

Game Duration: 1:48

Green Bay - 42

Record: 0-2

Officials: Bo Boroski, Courtney Green, Chris Beaver

NO. Name	Min	FG M-A	3P M-A	FT M-A	Rebounds OR DR TOT	Fouls PF	TP	AS	TO	ST	Blocks BS BA	+/-	Shooting By Period				
3 Japannah Kellogg III	F 27:36	2-6	0-0	0-0	1 2 3	2 3	4	0	2	0	0	-25	1st FG%: 4-26 15.4%	3PT%: 1-8 12.5%	FT%: 3-5 60%		
14 Paris Taylor	F 27:15	4-11	0-0	0-0	1 4 5	2 0	8	0	0	0	1	3	-13	2nd FG%: 12-31 38.7%	3PT%: 2-9 22.2%	FT%: 4-8 50%	
0 Josh Jefferson	G 27:17	4-12	2-7	2-6	0 3 3	2 4	12	1	2	1	1	-25	GM FG%: 16-57 28.1%	3PT%: 3-17 17.6%	FT%: 7-13 53.8%		
1 Amari Davis	G 29:43	3-12	1-3	2-3	1 1 2	1 9	9	2	1	1	1	-33	Dead Ball Rebounds: 4, 0				
2 PJ Pipes	G 37:18	2-12	0-5	2-2	0 5 5	1 5	6	2	1	1	0	-43					
12 Cem Kiricman	13:49	0-2	0-1	0-0	0 0 0	2 0	0	0	1	0	0	-18					
21 Terrance Thompson	02:32	1-1	0-0	0-0	1 0 1	0 1	2	0	0	0	0	-23					
5 Lucas Sliemers	17:11	0-1	0-1	2-2	0 2 2	0 1	1	1	0	0	0	-12					
11 Jacob Jones	02:42	0-0	0-0	0-0	0 0 0	0 0	0	0	2	0	0	0	-3				
10 Darnontae Taylor	03:51	0-0	0-0	0-0	0 0 0	0 0	0	0	0	0	0	-10					
13 Ryan Claffin	01:23	0-0	0-0	0-0	0 0 0	0 0	0	0	0	0	0	0	-10				
15 Colin Schaefer	01:23	0-0	0-0	0-0	0 1 1	0 0	0	1	0	0	0	-1					
Team					3 0 3	0	0	0	0	0	0	0					
Totals	16:57	3-17	7-13	7	18 25	10 15	42	5	10	3	2	7	-40				
Technical Fouls: NONE																	

Wisconsin - 82													Record: 3-0		Technical Fouls: NONE																																
NO.	Name	Min	FG	3P	FT	Rebounds	Fouls	TP	AS	TO	ST	Blocks	+/-	Shooting By Period																																	
			M-A	M-A	M-A	OR	DR	TOT	PF	FF		BS	BA		1st FG%	14-31	45.2%																														
2	Aleem Ford	F 22:32	5-9	2-5	1-1	0	3	3	2	1	13	0	3	0	1	0	16	3PT%	3-9	33.3%																											
35	Nate Reuvers	F 18:50	5-9	3-4	0-0	0	4	4	3	2	13	0	1	0	2	0	14	FT%	3-3	100%																											
11	Micah Potter	C 23:32	0-8	0-1	2-3	3	5	8	1	3	14	2	2	0	0	0	25	2nd FG%	20-30	66.7%																											
0	D'Mitrik Trice	G 22:58	2-6	0-1	0-0	0	4	4	0	1	4	5	0	0	0	0	26	3PT%	6-11	54.5%																											
34	Brad Davison	G 22:54	3-6	2-2	2-2	0	3	3	1	2	10	1	0	1	0	0	24	FT%	2-3	66.7%																											
20	Ben Carlsson	16:29	2-4	0-1	0-0	0	1	1	1	0	4	1	0	1	1	1	13	GM FG%	34-61	55.7%																											
5	Tyler Wahl	19:54	5-7	1-2	0-0	3	12	15	1	0	11	4	3	2	2	1	35	3PT%	9-20	45.0%																											
1	Jonathan Davis	19:30	1-4	0-0	0-0	2	3	5	2	1	2	1	1	0	1	0	23	FT%	5-6	83.3%																											
12	Trevor Anderson	15:11	2-2	0-0	0-0	0	1	1	1	0	4	3	0	0	0	0	12	Dead Ball Rebounds: 1, 0																													
22	Steven Crowl	07:21	1-2	0-0	0-0	0	0	0	2	0	2	0	0	0	0	0	4																														
14	Carter Gilmore	03:25	1-1	0-0	0-0	0	0	0	0	0	2	0	0	0	0	0	0																														
4	Carter Higginbottom	01:51	0-1	0-0	0-0	0	0	0	0	0	1	0	0	0	0	0	2																														
13	Justin Taphorn	01:51	0-1	0-0	0-0	0	0	0	0	0	0	0	0	0	0	0	2																														
24	Jordan Davis	01:51	1-1	1-1	0-0	0	0	0	0	0	3	0	0	0	0	0	2																														
32	Joe Hedstrom	01:51	0-0	0-0	0-0	1	0	1	1	0	0	0	0	0	0	0	2																														
Team						0			0			0			0																																
Totals			34-61			9-20			5-6			9			36			45			15			10			82			18			10			4			7			2			40		



## GAME 5: #13 WISCONSIN 73, RHODE ISLAND 62

Dec. 9, 2020 • Madison, Wis. • Kohl Center



Official Basketball Box Score - Final  
**Rhode Island at Wisconsin**  
 12/09/20 Kohl Center, Madison  
 2020-21 Men's Basketball

Game Time: 3:30 PM  
 Game Duration: 2:27

Officials: Bo Borowski, Courtney Green, Kelly Pfeiffer

## Rhode Island - 62

Record: 3-3

NO. Name	Min	FG	3P	FT	Rebounds	Fouls	TP	AS	TO	ST	Blocks	BS	BA	+	-
5 Antwan Walker	F 28:04	2-6	0-2	0-0	2 6 10	5 0	4	1	4	0	0	3	0	-10	
22 Mikhel Mitchell	F 26:19	2-3	0-0	4-9	2 6 8	3 10	8	0	0	0	0	0	0	-4	
1 Fatts Russell	G 32:47	3-14	0-4	2-4	0 5 5	1 3	8	1	3	1	0	2	-13		
2 Jeremy Sheppard	G 28:54	5-8	3-4	0-0	0 0 0	1 0	13	1	4	2	1	1	-2		
12 Malik Martin	G 21:07	3-4	0-1	0-0	0 2 2	3 0	6	0	1	1	0	0	-4		
21 Makhi Mitchell	16:23	2-4	0-0	4-6	0 1 1	5 5	8	1	0	0	1	0	-9		
15 Jalen Carey	24:22	4-7	0-0	1-2	0 5 5	2 1	9	0	2	0	0	0	-13		
23 D.J. Johnson	11:02	0-2	0-2	0-0	0 1 1	4 0	0	0	1	0	0	0	-10		
10 Ishmael Leggett	11:02	1-3	0-0	4-4	0 0 0	2 3	6	0	0	0	0	2	-2		
Team					2 0 2										
<b>Totals</b>		22-51	3-13	15-25	6 28 34	26 22	62	4	14	5	5	5	-11		

Technical Fouls: Walker 2<sup>nd</sup> 19:37 Mitchell 2<sup>nd</sup> 12:48

Shooting By Period	1 <sup>st</sup> FG%	2 <sup>nd</sup> FG%	3 <sup>rd</sup> FG%	4 <sup>th</sup> FG%	5 <sup>th</sup> FG%
1 <sup>st</sup> FG%	7.27	25.9%			
2 <sup>nd</sup> FG%	15.24	62.5%			
3 <sup>rd</sup> FG%	13.23	56.5%			
4 <sup>th</sup> FG%	22.51	43.1%			
5 <sup>th</sup> FG%	3.13	23.1%			
FT%	15.25	60.0%			
Dead Ball Rebounds:	7	0			

## Wisconsin - 73

Record: 4-1

NO. Name	Min	FG	3P	FT	Rebounds	Fouls	TP	AS	TO	ST	Blocks	BS	BA	+	-
2 Aleem Ford	F 24:31	4-8	2-6	1-2	1 0 1	4 2	11	0	1	0	0	0	0	-1	
35 Nate Reuvers	F 19:19	2-8	0-1	1-2	2 3 5	4 2	5	0	2	0	3	2	9		
11 Micah Potter	C 28:08	4-10	1-4	4-6	2 5 7	3 7	13	2	2	0	0	0	-2		
0 D'Mitrik Trice	G 35:36	2-8	1-4	3-6	0 4 4	3 3	8	4	2	1	0	0	9		
34 Brad Davison	G 32:25	4-9	3-5	12-12	0 3 3	1 6	23	0	1	2	0	1	9		
5 Tyler Wahl	28:47	1-3	0-1	2-4	1 5 6	4 2	4	1	1	0	1	0	16		
1 Jonathan Davis	17:11	2-5	0-1	2-2	1 2 3	1 2	6	1	0	0	2	0	6		
12 Trevor Anderson	11:19	1-1	0-0	1-2	0 1 1	0 0	3	1	1	0	0	0	6		
20 Ben Carlson	02:44	0-0	0-0	0-0	0 0 0	2 0	0	0	0	0	0	0	-3		
Team					0 1 1										
<b>Totals</b>		20-52	7-22	26-36	7 24 31	22 24	73	9	9	5	5	5	11		

Technical Fouls: NONE

Shooting By Period	1 <sup>st</sup> FG%	2 <sup>nd</sup> FG%	3 <sup>rd</sup> FG%	4 <sup>th</sup> FG%	5 <sup>th</sup> FG%
1 <sup>st</sup> FG%	4.14	28.6%			
2 <sup>nd</sup> FG%	10.22	45.5%			
3 <sup>rd</sup> FG%	3.8	37.5%			
4 <sup>th</sup> FG%	17.26	65.4%			
5 <sup>th</sup> FG%	25.52	38.5%			
FT%	7.22	31.8%			
Dead Ball Rebounds:	7	2			

	URI	UW
Biggest lead	2 (1 <sup>st</sup> 18:51)	22 (2 <sup>nd</sup> 11:58)
Best Scoring Run	9 (2 <sup>nd</sup> 5:17)	10 (1 <sup>st</sup> 15:50)
Lead Changes	1	0
Times Tied	0	0
Time with Lead	00:42	38:09

Points from	URI	UW
Turnovers	4	15
Paint	34	24
Second Chance	4	6
Fast Breaks	5	8
Bench	23	13

Period by Period Scoring	1st	2nd	TOT
URI	16	46	62
UW	33	40	73

NOTES: Nate Reuvers surpassed Ethan Happ to become the all-time blocks leader Wisconsin history ... the Badgers improved to 3-0 all-time against Rhode Island, including wins in 1998 and 1999 ... UW held URI to a season-low 62 points.

## GAME 6: #12 WISCONSIN 77, LOYOLA CHICAGO 63

Dec. 15, 2020 • Madison, Wis. • Kohl Center



Official Basketball Box Score - Final  
**Loyola Chicago at Wisconsin**  
 12/15/20 Kohl Center, Madison  
 2020-21 Men's Basketball

Game Time: 7:03 PM  
 Game Duration: 2:02

Officials: Larry Scroto, Donnie Epley, Eric Cury

## Loyola Chicago - 63

Record: 3-1

NO. Name	Min	FG	3P	FT	Rebounds	Fouls	TP	AS	TO	ST	Blocks	BS	BA	+	-
30 Aher Ugak	F 19:29	0-1	0-0	0-2	0 4 4	2 1	0	1	0	0	0	0	-10		
25 Cameron Krutwig	C 31:21	7-13	0-0	5-7	2 3 5	2 6	19	2	3	1	2	0	-4		
1 Lucas Williamson	G 33:48	5-9	3-7	2-3	0 5 5	4 3	15	0	2	1	0	1	-11		
4 Braden Norris	G 36:26	2-9	2-8	0-0	1 4 5	4 0	6	3	3	0	0	0	-5		
24 Tate Hall	G 25:11	2-7	1-3	0-0	1 4 5	3 2	5	3	3	1	0	0	1		
12 Marquise Kennedy	11:37	0-1	0-0	2-2	0 2 2	3 2	2	2	1	0	0	0	-3		
5 Keith Clemons	18:57	2-7	1-3	1-1	1 0 1	3 1	6	3	1	0	0	1	-14		
10 Tom Welch	07:22	2-3	1-2	0-0	1 2 3	2 0	5	0	0	0	0	0	-6		
23 Cooper Kalfes	13:16	1-3	1-3	0-0	0 0 0	1 0	3	1	0	0	0	0	-12		
13 Baylor Hebb	02:33	0-1	0-0	2-2	0 0 0	0 1	2	0	1	0	0	0	-6		
Team					1 4 5										
<b>Totals</b>		21-54	9-26	12-17	7 28 35	25 16	63	15	14	3	2	3	-14		

Technical Fouls: Bench 2<sup>nd</sup> 1:17

Shooting By Period	1 <sup>st</sup> FG%	2 <sup>nd</sup> FG%	3 <sup>rd</sup> FG%	4 <sup>th</sup> FG%	5 <sup>th</sup> FG%
1 <sup>st</sup> FG%	9.24	37.5%			
2 <sup>nd</sup> FG%	4.12	33.3%			
3 <sup>rd</sup> FG%	4.6	66.7%			
4 <sup>th</sup> FG%	12.30	40.0%			
5 <sup>th</sup> FG%	5.14	35.7%			
FT%	8.11	72.7%			
GM FG%	21.54	38.9%			
3PT%	9.26	34.6%			
FT%	12.17	70.6%			
Dead Ball Rebounds:	5	1			

## Wisconsin - 77

Record: 5-1

NO. Name	Min	FG	3P	FT	Rebounds	Fouls	TP	AS	TO	ST	Blocks	BS	BA	+	-
2 Aleem Ford	F 26:09	2-6	0-1	0-0	0 6 6	2 0	4	1	1	0	1	0	-4		
35 Nate Reuvers	F 25:07	3-10	2-3	0-0	0 3 3	4 2	8	1	1	0	0	0	-12		
11 Micah Potter	C 20:03	3-6	3-4	4-4	3 4 7	3 3	13	1	0	0	1	0	19		
0 D'Mitrik Trice	G 32:15	6-15	1-4	4-5	0 1 1	1 4	17	2	0	0	0	0	-5		
34 Brad Davison	G 35:43	4-7	2-4	7-9	0 2 2	1 8	17	2	0	1	0	0	6		
5 Tyler Wahl	21:29	0-1	0-0	1-2	0 6 6	4 4	4	1	2	1	0	2	21		
12 Trevor Anderson	15:02	2-1	0-0	1-0	0 1 1	0 0	5	0	1	0	0	0	18		
1 Jonathan Davis	23:11	5-10	1-1	1-3	2 3 5	1 3	12	2	0	1	0	0	27		
20 Ben Carlson	01:01	0-0	0-0	0-0	0 0 0	0 0	0	0	0	0	0	0	0		
Team					1 0 1										
<b>Totals</b>		25-57	10-18	17-23	6 26 32	18 24	77	11	4	4	3	2	14		

Technical Fouls: NONE

	Loyola	UW
Biggest lead	7 (1 <sup>st</sup> 16:06)	18 (2 <sup>nd</sup> 11:08)
Best Scoring Run	7 (1 <sup>st</sup> 16:06)	10 (1 <sup>st</sup> 12:08)
Lead Changes	1	0
Times Tied	3	0
Time with Lead	06:22	30:20

Points from	Loyola	UW
Turnovers	5	15
Paint	24	18
Second Chance	4	4
Fast Breaks	10	4
Bench	18	18

NOTES: UW turned the ball over a season-low 4 times, the team's fewest since having 4 turnovers in an 84-64 win over Indiana on Dec. 7, 2019 ... Brad Davison scored 17 points and moved into 34th place on UW's all-time scoring list (1,117), passing Marcus Landry (1,114) and Brian Butch (1,115) ... D'Mitrik Trice had 0 turnovers in 32 minutes of action ... freshman Jonathan Davis matched his career high with 12 points, making a career-high 5 field goals.

## GAME 7: #12 WISCONSIN 85, #23 LOUISVILLE 48

Dec. 19, 2020 • Madison, Wis. • Kohl Center



Official Basketball Box Score - Final  
**Louisville at Wisconsin**  
 12/19/20 Kohl Center, Madison  
 2020-21 Men's Basketball

Game Time: 11:00 AM  
 Game Duration: 1:47

Officials: D.J. Carstensen, Rob Ryle, Rob Krammen

## Louisville - 48

Record: 4-1

NO. Name	Min	FG	3P	FT	Rebounds	Fouls	TP	AS	TO	ST	Blocks	BS	BA	+	-
10 Samuel Williamson	F 40:00	2-8	1-3	2-2	1 6 7	3 2	7	1	3	0	0	0	-37		
11 Quinn Staszinski	F 29:55	4-7	0-1	3-4	0 5 5	3 2	11	1	0	0	0	0	-29		
14 Dre Davis	F 35:19	0-5	0-2	0-0	2 1 3	2 0	0	1	4	0	0	0	-21		
24 Jae'Lyn Withers	F 13:50	3-5	0-1	0-0	1 2 3	0 0	6	1	1	1	0	0	-2		
13 David Johnson	G 35:29	5-13	2-3	0-0	1 3 4	3 3	12	4	7	2	0	0	-40		
12 JJ Traynor	26:22	2-7	2-4	2-2	0 2 2	2 5	8	0	2	1	2	1	-16		
22 Aidan Iglehorn	07:13	0-1	0-0	0-2	0 0 0	2 1	0	0	0	0	0	0	-10		
23 Gabe Winitzner	11:52	1-1	0-0	2-2	0 1 1	3 2	4	0	1	0	0	0	0		
Team					1 1 2										
<b>Totals</b>		17-47	5-14	9-12	6 21 27	18 15	48	8	18	4	2	3	-37		

Technical Fouls: NONE

Shooting By Period	1 <sup>st</sup> FG%	2 <sup>nd</sup> FG%	3 <sup>rd</sup> FG%	4 <sup>th</sup> FG%	5 <sup>th</sup> FG%
1 <sup>st</sup> FG%	7.25	28.0%			
2 <sup>nd</sup> FG%	1.6	16.7%			
3 <sup>rd</sup> FG%	3.6	50%			
4 <sup>th</sup> FG%	10.22	45.5%			
5 <sup>th</sup> FG%	4.6	50%			
FT%	9.4	50.0%			
GM FG%	17.47	36.2%			
3PT%	5.14	35.7%			
FT%	9.12	75.0%			
Dead Ball Rebounds:	2	2			

## Wisconsin - 85

Record: 6-1

NO.	Name	Min	FG	3P	FT	Rebounds	OR	DR	TO	Fouls	TP	AS	TO	ST	Blocks	BS	BA	+	-	
2	Aleem Ford	F 26:17	5-10	2-5	0-0	0	2	2	2	0	12	2	0	1	1	0	0	26	28	
35	Nate Reuvers	F 24:02	3-7	1-3	1-1	0	1	1	1	3	8	3	2	0	1	0	0	26	26	
1	Mcoah Potter	C 19:26	7-13	2-3	4-4	0	7	7	2	5	20	0	2	0	1	0	0	21	20	
0	D'Mitrik Trice	F 19:00	3-3	3-3	0-0	0	2	2	2	1	9	5	0	1	0	0	0	26	20	
34	Brad Davison	G 27:12	3-7	3-6	1-2	0	2	2	1	3	10	4	0	2	0	0	0	29	29	
1	Jonathan Davis	21:33	3-4	1-1	0-1	2	4	6	0	1	7	3	2	2	1	0	0	27	27	
5	Tyler Wahl	22:35	1-3	0-0	1-3	2	3	5	2	4	3	2	1	3	0	0	0	24	24	
12	Trevor Anderson	20:05	4-4	3-3	0-0	0	0	0	2	1	11	3	0	0	0	0	0	18	18	
22	Steven Crowl	08:15	1-2	0-0	0-0	1	2	1	1	2	0	0	0	0	0	0	0	0	0	
24	Jordan Davis	08:09	0-0	0-0	0-0	0	0	0	0	0	0	0	0	0	0	0	0	0	0	
3	Joe Hedstrom	04:09	1-3	1-1	0-0	1	1	0	2	0	3	0	0	0	0	0	0	1	2	
13	Justin Taphorn	03:21	0-0	0-0	0-0	0	0	0	0	0	0	0	1	0	0	0	0	0	5	
4	Carter Higginbottom	01:56	0-1	0-0	0-0	0	0	0	0	0	0	0	0	0	0	0	0	0	4	
Team						1	2	3	0	0	0	1								
Totals			31:57	16:25	7:11	7	23	30	15	18	85	22	10	9	3	2	3	2	37	



# GAME 13: #7 MICHIGAN 77, #9 WISCONSIN 54

Jan. 12, 2021 • Ann Arbor, Mich. • Crisler Center



Official Basketball Box Score - Final  
Wisconsin at Michigan  
01/12/21 Crisler Center, Ann Arbor  
2020-21 Men's Basketball

Game Time: 7:00 PM  
Game Duration: 1:47  
Attendance: 74

Officials: Bo Borowski, Kelly Pfeiffer, Lewis Garrison

Record: 10-3 (4-2)												
NO.	Name	Min	FG	3P	FT	Rebounds	Fouls	TP	AS	TO	ST	Blocks
			M-A	M-A	M-A	OR DR TOT	PF					BS BA +/-
2	Aleem Ford	F 25:38	2-8	1-4	1-1	0 4 4	2 2	6	0	0	1	0 1 -10
35	Nate Reuvers	F 18:42	2-9	0-3	0 0	1 1 2	0 2	4	0	1	0	0 2 -18
11	Micha Potter	C 23:34	5-11	2-5	0 0	2 4 6	3 0	12	0	4	0	1 0 -8
0	D'Mitrik Trice	G 35:11	7-13	4-7	2-2	0 2 2	1 2	20	2	0	0	0 0 -26
34	Brad Davison	G 25:27	1-8	0-3	0-1	0 2 2	0 2	2	1	0	1	0 1 -34
5	Tyler Wahl	24:21	1-4	1-1	2-2	4 6 0	0 1	5	1	2	0	0 3 -29
1	Jonathan Davis	25:58	0-6	0-1	0 0	1 3 4	0 0	0	1	1	1	2 -4
12	Trevor Anderson	16:54	1-3	1-2	0-0	1 1 2	0 0	3	3	0	1	0 0 6
24	Jordan Davis	03:03	1-3	0-2	0-0	0 0 0	0 0	2	0	0	0	0 0 4
22	Steven Crowl	01:12	0-0	0-0	0-0	0 0 0	0 0	0	0	0	0	0 0 4
Team						5 1 6				0	0	
Totals			20-65	9-28	5-6	12 22 34	6 9	54	8	10	4	2 9 -23

Technical Fouls: NONE

Record: 11-0 (6-0)												
NO.	Name	Min	FG	3P	FT	Rebounds	Fouls	TP	AS	TO	ST	Blocks
			M-A	M-A	M-A	OR DR TOT	PF					BS BA +/-
2	Isaiah Livers	F 30:42	5-11	3-5	0-0	0 6 6	0 0	13	3	0	0	3 0 26
1	Hunter Dickinson	C 24:09	5-10	0-0	2-2	3 3 6	1 1	12	0	0	1	3 1 16
12	Mike Smith	G 29:59	6-9	2-3	2-2	0 2 2	1 2	16	6	4	0	0 0 34
21	Franz Wagner	G 27:44	7-10	1-2	0-0	0 10 10	4 0	15	1	0	4	1 0 34
55	Eli Brooks	G 29:57	2-5	1-2	0-0	1 4 5	0 1	5	2	1	1	0 0 14
15	Chandee Brown	14:35	3-6	1-3	0-0	1 1 2	1 0	7	0	1	0	1 1 9
51	Austin Davis	12:08	2-4	0-0	0-0	2 2 4	1 0	4	1	0	0	0 0 11
23	Brandon Johns Jr.	13:36	1-2	1-1	0-0	0 3 3	0 2	3	0	1	0	1 0 -9
0	Adrien Nunez	03:26	0-0	0-0	0-0	0 0 0	0 0	0	0	0	0	0 0 -4
3	Zeb Jackson	03:26	1-1	0-0	0-0	0 0 0	0 0	2	0	1	0	0 0 -4
5	Terrance Williams II	03:26	0-1	0-0	0-0	1 2 3	0 0	0	0	0	0	0 0 -4
25	Jake Howard	03:26	0-1	0-0	0-0	0 0 0	1 0	0	0	0	0	0 0 -4
44	Jaron Faulds	03:26	0-2	0-0	0-0	0 0 0	0 0	0	0	0	0	0 0 -4
Team						0 1 1				0	0	
Totals			32-62	9-16	4-4	8 34 42	9 6	77	13	8	6	9 2 23

Technical Fouls: NONE

		Wisc	Mich
Biggest lead	1 (1 <sup>st</sup> 17:42)	40 (2 <sup>nd</sup> 10:43)	
Best Scoring Run	9 (2 <sup>nd</sup> 8:03)	22 (2 <sup>nd</sup> 12:50)	
Lead Changes	2		
Times Tied	2		
Time with Lead	00:14	37:57	

		Wisc	Mich
Points from Turnovers		13	15
Paint		18	38
Second Chance		12	6
Fast Breaks		2	9
Bench		10	16

# GAME 15: #10 WISCONSIN 68, NORTHWESTERN 52

Jan. 20, 2021 • Madison, Wis. • Kohl Center



Official Basketball Box Score - Final  
Northwestern at Wisconsin  
01/20/21 Kohl Center, Madison  
2020-21 Men's Basketball

Game Time: 7:00 PM  
Game Duration: 1:50

Officials: Kelly Pfeiffer, Steve McClunkin, Robbie Hurrell

Record: 6-7 (3-6)												
NO.	Name	Min	FG	3P	FT	Rebounds	Fouls	TP	AS	TO	ST	Blocks
			M-A	M-A	M-A	OR DR TOT	PF					BS BA +/-
10	Miller Kopp	F 30:44	4-8	0-2	2-2	0 1 1	2 0	10	0	1	0	0 0 -2
22	Pete Nance	F 27:57	3-7	1-2	1-2	1 1 12	2 2	8	2	1	0	0 0 -2
31	Robbie Beran	F 22:11	1-7	0-5	0-0	0 1 1	2 2	1	1	0	0	1 -17
0	Boo Buie	G 32:58	4-11	1-7	0-0	0 0 0	3 3	9	5	4	1	0 0 -4
1	Chase Audette	G 28:56	1-2	0-1	1-2	3 3 6	4 0	16	0	1	2	1 1 -15
11	Anthony Gaines	26:54	2-2	1-1	0-0	5 5 1	1 1	5	1	0	0	0 0 -4
15	Ryan Young	10:53	0-1	0-0	0-0	0 1 1	1 0	0	1	0	0	1 -14
3	Ty Berry	11:25	0-1	0-1	0-0	0 1 1	1 0	0	1	0	0	0 -12
2	Ryan Greer	06:24	1-1	0-0	0-0	1 1 2	0 2	0	1	0	0	0 -10
34	Matthew Nicholson	01:10	0-1	0-0	0-2	0 0 0	0 1	0	0	0	0	0 0 0
50	Dom Martinelli	00:28	0-0	0-0	0-0	0 0 0	0 0	0	0	0	0	0 0 0
Team						2 0 2				0	0	
Totals			21-51	7-23	3-7	4 23 27	17 13	52	10	3	2	2 -16

Technical Fouls: Audite 1<sup>st</sup> 5:00

Record: 12-3 (6-2)												
NO.	Name	Min	FG	3P	FT	Rebounds	Fouls	TP	AS	TO	ST	Blocks
			M-A	M-A	M-A	OR DR TOT	PF					BS BA +/-
2	Aleem Ford	F 26:01	1-6	1-5	0-0	0 4 4	3 0	3	2	0	1	0 0 0
5	Tyler Wahl	F 30:08	5-7	2-3	2-3	0 6 6	2 6	14	2	0	0	0 0 18
11	Micha Potter	C 16:50	4-6	2-3	0-0	0 2 2	1 0	1	0	0	0	1 0 0
0	D'Mitrik Trice	G 33:31	4-11	2-6	2-2	0 2 2	2 2	12	4	2	0	0 0 11
34	Brad Davison	G 33:36	3-8	3-6	2-2	0 0 0	1 3	11	3	1	0	0 0 15
1	Jonathan Davis	22:01	3-6	0-2	2-2	3 3 6	1 1	8	2	1	1	2 14
35	Nate Reuvers	22:00	2-8	0-3	2-2	1 4 5	2 3	6	1	3	2	1 0 15
12	Trevor Anderson	10:43	2-3	0-1	0-0	0 2 2	0 1	4	0	0	0	0 0 6
14	Carter Gilmore	01:10	0-0	0-0	0-0	0 0 0	0 0	0	0	0	0	0 0 0
22	Steven Crowl	01:10	0-0	0-0	0-0	0 2 2	1 0	0	0	0	0	0 0 0
24	Jordan Davis	01:10	0-0	0-0	0-0	0 0 0	0 0	0	0	0	0	0 0 0
4	Carter Higinbottom	00:40	0-0	0-0	0-0	0 0 0	0 0	0	0	0	0	0 0 0
13	Justin Taphorn	00:40	0-0	0-0	0-0	0 0 0	0 0	0	0	0	0	0 0 0
Team						2 3 5				0	0	
Totals			24-55	10-27	10-11	6 28 34	13 16	68	14	8	5	2 2 16

Technical Fouls: NONE

		NU	UW
Biggest lead	0 (1 <sup>st</sup> 20:00)	21 (2 <sup>nd</sup> 4:14)	
Best Scoring Run	5 (1 <sup>st</sup> 5:02)	12 (2 <sup>nd</sup> 10:54)	
Lead Changes	0		
Times Tied	0		
Time with Lead	00:00	39:28	

		NU	UW
Points from Turnovers		9	15
Paint		22	22
Second Chance		3	11
Fast Breaks		2	7
Bench		7	18

# GAME 14: #9 WISCONSIN 60, RUTGERS 54

Jan. 15, 2021 • Piscataway, N.J. • Rutgers Athletic Center



Official Basketball Box Score - Final  
Wisconsin at Rutgers  
01/15/21 Rutgers Athletic Center, Piscataway  
2020-21 Men's Basketball

Game Time: 9:00 PM  
Game Duration: 2:04

Officials: DJ Carstensen, Courtney Green, Rob Kuennean

Record: 11-3 (5-2)												
NO.	Name	Min	FG	3P	FT	Rebounds	Fouls	TP	AS	TO	ST	Blocks
			M-A	M-A	M-A	OR DR TOT	PF					BS BA +/-
2	Aleem Ford	F 34:09	5-12	0-3	4-5	1 5 6	2 5	14	0	0	2	4 1 11
5	Tyler Wahl	F 34:07	2-3	0-0	0-3	2 3 6	4 5	4	2	1	1	2 0 -2
11	Micha Potter	C 23:29	3-11	0-4	4-4	3 5 8	1 3	10	0	2	2	1 2 1
0	D'Mitrik Trice	G 32:21	4-8	2-5	3-4	0 4 4	2 3	13	5	2	0	0 8
34	Brad Davison	G 36:19	3-12	3-9	5-5	0 7 7	3 2	14	1	1	3	0 0 6
12	Trevor Anderson	12:41	0-1	0-1	0-0	0 0 0	0 0	0	1	1	0	0 0 0
35	Nate Reuvers	16:34	1-5	1-3	0-0	0 0 0	0 1	3	0	0	0	1 1 8
1	Jonathan Davis	10:20	1-2	0-0	0-0	1 1 2	4 0	2	1	2	0	1 0 -2
Team						1 1 2				0	0	
Totals			19-54	6-25	16-21	8 27 35	17 19	60	10	9	10	4 6 6

Technical Fouls: NONE

Record: 7-5 (3-5)												
NO.	Name	Min	FG	3P	FT	Rebounds	Fouls	TP	AS	TO	ST	Blocks
			M-A	M-A	M-A	OR DR TOT	PF					BS BA +/-
15	Myles Johnson	C 25:20	4-5	0-0	1-3	7 5 12	2 3	9	1	1	3	1 0 -4
0	Geo Baker	G 29:51	4-11	0-2	0-0	1 4 5	2 1	8	0	2	0	0 1 -2
10	Montez Mathis	G 17:44	1-6	0-2	0-0	0 3 5	8 3	1	2	0	1	0 1 -15
24	Ron Harper Jr.	C 31:49	2-13	0-5	0-0	1 6 7	0 0	4	2	0	0	0 0 -5
42	Jacob Young	G 32:31	9-15	1-4	0-2	1 1 2	4 3	19	3	4	1	0 0 -5
4	Paul Mulcahy	G 26:53	1-5	0-3	0-0	2 4 6	5 1	2	0	4	1	0 1 5
5	Clifford Omoruyi	14:40	1-3	0-0	1-2	1 2 3	1 2	3	0	0	0	1 1 -2
22	Caleb McConnell	21:12	3-9	1-3	0-0	1 3 4	2 6	7	0	0	1	2

# TEAM SUPERLATIVES

## WISCONSIN

### HIGH

### LOW

• Points	92	ARK.-PINE BLUFF (11/27/20)	54	at Michigan (1/12/21)
• First-Half Points	53	ARK.-PINE BLUFF (11/27/20)	23	at Michigan (1/12/21)
• Second-Half Points	48	GREEN BAY (12/1/20)	27	2x; MR NORTHWESTERN (1/20/21)
• Field Goals Made	34	GREEN BAY (12/1/20)	19	at Rutgers (1-15-21)
• Field Goal Attempts	66	INDIANA (1/7/21)	52	RHODE ISLAND (12/9/20)
• Field Goal Percentage	.557 (34-61)	GREEN BAY (12/1/20)	.308 (20-65)	at Michigan (1/12/21)
• 3-Point Field Goals Made	16	LOUISVILLE (12/19/20)	6	2x; MR at Rutgers (1-15-21)
• 3-Point Field Goal Attempts	28	2x; MR OHIO STATE (1/23/21)	15	MINNESOTA (12/31/20)
• 3-Point Field Goal Pct. (min. 10 att.)	.640 (16-25)	LOUISVILLE (12/19/20)	.240 (6-25)	at Rutgers (1-15-21)
• Free Throws Made	26	RHODE ISLAND (12/9/20)	5	3x; MR at Michigan (1/12/21)
• Free Throw Attempts	36	RHODE ISLAND (12/9/20)	6	2x; MR at Michigan (1/12/21)
• Free Throw Pct. (min. 12 att.)	1.000 (15-15)	NEBRASKA (12/22/20)	.533 (8-15)	MARYLAND (12/28/20)
• Offensive Rebounds	13	at Marquette (12/4/20)	6	4x; MR NORTHWESTERN (1/20/21)
• Defensive Rebounds	36	GREEN BAY (12/1/20)	22	2x; MR at Michigan (1/12/21)
• Total Rebounds	45	GREEN BAY (12/1/20)	29	2x; MR MARYLAND (12/28/20)
• Assists	22	LOUISVILLE (12/19/20)	8	at Michigan (1/12/21)
• Blocked Shots	10	EASTERN ILLINOIS (11/25/20)	0	INDIANA (1/7/21)
• Steals	10	2x; MR at Rutgers (1-15-21)	3	2x; MR MINNESOTA (12/31/20)
• Turnovers	11	NEBRASKA (12/22/20)	4	LOYOLA (12/15/20)
• Fouls	22	2x; MR RHODE ISLAND (12/9/20)	6	at Michigan (1/12/21)

## OPPONENTS

### HIGH

### LOW

• Points	77	at Michigan (1/12/21)	42	GREEN BAY (12/1/20)
• First-Half Points	42	at Michigan St (12/25/20)	12	GREEN BAY (12/1/20)
• Second-Half Points	47	EASTERN ILLINOIS (11/25/20)	18	NORTHWESTERN (1/20/21)
• Field Goals Made	32	at Michigan (1/12/21)	16	GREEN BAY (12/1/20)
• Field Goal Attempts	67	at Rutgers (1-15-21)	47	LOUISVILLE (12/19/20)
• Field Goal Percentage	.516 (32-62)	at Michigan (1/12/21)	.281 (16-57)	GREEN BAY (12/1/20)
• 3-Point Field Goals Made	9	2x; MR at Michigan (1/12/21)	2	at Rutgers (1-15-21)
• 3-Point Field Goal Attempts	31	MINNESOTA (12/31/20)	11	at Michigan St (12/25/20)
• 3-Point Field Goal Pct. (min. 10 att.)	.727 (8-11)	at Michigan St (12/25/20)	.176 (3-17)	GREEN BAY (12/1/20)
• Free Throws Made	20	at Marquette (12/4/20)	2	at Rutgers (1-15-21)
• Free Throw Attempts	28	at Marquette (12/4/20)	4	at Michigan (1/12/21)
• Free Throw Pct. (min. 10 att.)	1.000 (15-15)	EASTERN ILLINOIS (11/25/20)	.529 (9-17)	NEBRASKA (12/22/20)
• Offensive Rebounds	20	at Rutgers (1-15-21)	2	INDIANA (1/7/21)
• Defensive Rebounds	34	at Michigan (1/12/21)	18	GREEN BAY (12/1/20)
• Total Rebounds	50	at Rutgers (1-15-21)	25	GREEN BAY (12/1/20)
• Assists	23	at Michigan St (12/25/20)	4	RHODE ISLAND (12/9/20)
• Blocked Shots	9	at Michigan (1/12/21)	0	at Michigan St (12/25/20)
• Steals	7	at Marquette (12/4/20)	1	MINNESOTA (12/31/20)
• Turnovers	18	LOUISVILLE (12/19/20)	8	at Michigan (1/12/21)
• Fouls	26	2x; MR at Michigan St (12/25/20)	9	at Michigan (1/12/21)

## MISCELLANEOUS

### HIGH

### SECOND-HIGHEST

• UW's Largest Deficit Overcome in Win	10 (19-9, 5:48 1H) NEBRASKA (12/22/20)	9 (51-42, 16:25 2H) at Michigan St (12/25/20)
• UW's Largest Deficit Overcome in Win (2nd Half/OT)	9 (51-42, 16:25 2H) at Michigan St (12/25/20)	6 (56-50, 5:25 2H) INDIANA (1/7/21)
• UW's Largest Lead Surrendered in Loss	8 (34-26, 15:49 2H) MARYLAND (12/28/20)	6 (10-4, 15:34 1H) at Marquette (12/4/20)
• UW's Largest Lead Surrendered in Loss (2nd Half/OT)	8 (34-26, 15:49 2H) MARYLAND (12/28/20)	1 (40-39, 15:36 2H) at Marquette (12/4/20)
• UW's Largest Halftime Lead	34 ARK.-PINE BLUFF (11/27/20)	26 LOUISVILLE (12/19/20)
• UW's Largest Halftime Deficit	5 (35-30) at Marquette (12/4/20)	--
• UW's Largest Lead	43 GREEN BAY (12/1/20)	42 LOUISVILLE (12/19/20)
• UW's Largest Deficit	40 (69-29, 10:43 2H) at Michigan (1/12/21)	13 (51-38, 13:08 2H) OHIO STATE (1/23/21)



# INDIVIDUAL SUPERLATIVES

## WISCONSIN

### HIGH

### SECOND-HIGHEST

• Points	29	D'Mitrik Trice (at Michigan St - 12/25/20)	25	D'Mitrik Trice (MARYLAND - 12/28/20)
• Field Goals Made	8	2x; MR Micah Potter (MINNESOTA - 12/31/20)	7	4x; MR D'Mitrik Trice (at Michigan - 1/12/21)
• Field Goal Attempts	15	3x; MR D'Mitrik Trice (INDIANA - 1/7/21)	14	3x; MR D'Mitrik Trice (MARYLAND - 12/28/20)
• Field Goal Pct. (min. 5 made)	.833 (5-6)	Aleem Ford (at Michigan St - 12/25/20)	.750 (6-8)	Micah Potter (GREEN BAY - 12/1/20)
• 3-Point Field Goals Made	4	3x; MR Aleem Ford (OHIO STATE - 1/23/21)	3	12x; MR Brad Davison (NORTHWESTERN - 1/21/20)
• 3-Point Field Goal Attempts	9	Brad Davison (at Rutgers - 1-15-21)	8	Aleem Ford (OHIO STATE - 1/23/21)
• 3-Point FG Pct. (min. 3 made)	1.000 (3-3)	Anderson & Trice (LOUISVILLE - 12/19/20)	.750 (3-4)	2x; MR Micah Potter (LOYOLA - 12/15/20)
• Free Throws Made	12	Brad Davison (RHODE ISLAND - 12/9/20)	11	D'Mitrik Trice (at Michigan St - 12/25/20)
• Free Throw Attempts	15	D'Mitrik Trice (at Michigan St - 12/25/20)	12	Brad Davison (RHODE ISLAND - 12/9/20)
• Free Throw Pct. (min. 5 made)	1.000 (12-12)	Brad Davison (RHODE ISLAND - 12/9/20)	1.000 (6-6)	Nate Reuvers (INDIANA - 1/7/21)
• Offensive Rebounds	4	Jonathan Davis (at Marquette - 12/4/20)	3	8x; MR Jonathan Davis (NORTHWESTERN - 1/21/20)
• Total Rebounds	15	Tyler Wahl (GREEN BAY - 12/1/20)	11	2x; MR Micah Potter (MINNESOTA - 12/31/20)
• Assists	8	D'Mitrik Trice (OHIO STATE - 1/23/21)	7	2x; MR D'Mitrik Trice (INDIANA - 1/7/21)
• Blocked Shots	5	Nate Reuvers (E. ILLINOIS - 11/25/20)	4	Aleem Ford (at Rutgers - 1-15-21)
• Steals	3	5x; MR Brad Davison (at Rutgers - 1-15-21)	2	20x; MR Davison & Ford (OHIO STATE - 1/23/21)
• Turnovers	4	Micah Potter (at Michigan - 1/12/21)	3	8x; MR Nate Reuvers (NORTHWESTERN - 1/21/20)
• Fouls	5	2x; MR Aleem Ford (at Michigan St - 12/25/20)	4	18x; MR Trice & Wahl (OHIO STATE - 1/23/21)

## OPPONENTS

### HIGH

### SECOND-HIGHEST

• Points	27	Joey Hauser (at Michigan St - 12/25/20)	23	Trayce Jackson-Davis (INDIANA - 1/7/21)
• Field Goals Made	10	Trayce Jackson-Davis (INDIANA - 1/7/21)	9	2x; MR Jacob Young (at Rutgers - 1-15-21)
• Field Goal Attempts	17	Shaun Doss Jr. (UAPB - 11/27/20)	16	Trayce Jackson-Davis (INDIANA - 1/7/21)
• Field Goal Pct. (min. 5 made)	.778 (7-9)	Joey Hauser (at Michigan St - 12/25/20)	.700 (7-10)	Franz Wagner (at Michigan - 1/12/21)
• 3-Point Field Goals Made	3	10x; MR Justin Ahrens (OHIO STATE - 1/23/21)	2	12x; MR Hunter & Phinisee (INDIANA - 1/7/21)
• 3-Point Field Goal Attempts	10	Gabe Kalscheur (MINNESOTA - 12/31/20)	9	2x; MR Shaun Doss Jr. (UAPB - 11/27/20)
• 3-Point FG Pct. (min. 3 made)	1.000 (3-3)	Joey Hauser (at Michigan St - 12/25/20)	.600 (3-5)	5x; MR Justin Ahrens (OHIO STATE - 1/23/21)
• Free Throws Made	10	Joey Hauser (at Michigan St - 12/25/20)	6	3x; MR Duane Washington Jr. (OHIO STATE - 1/23/21)
• Free Throw Attempts	11	Joey Hauser (at Michigan St - 12/25/20)	9	2x; MR Trey McGowens (NEBRASKA - 12/22/20)
• Free Throw Pct. (min. 6 made)	1.000 (6-6)	2x; MR Washington Jr. (OHIO STATE - 1/23/21)	.909 (10-11)	Joey Hauser (at Michigan St - 12/25/20)
• Offensive Rebounds	7	Myles Johnson (at Rutgers - 1-15-21)	5	George Dixon (E. ILLINOIS - 11/25/20)
• Total Rebounds	12	3x; MR Pete Nance (NORTHWESTERN - 1/21/20)	10	3x; MR Franz Wagner (at Michigan - 1/12/21)
• Assists	7	2x; MR Marcus Carr (MINNESOTA - 12/31/20)	6	2x; MR Mike Smith (at Michigan - 1/12/21)
• Blocked Shots	3	8x; MR Dickinson & Livers (at Michigan - 1/12/21)	2	6x; MR Caleb McConnell (at Rutgers - 1-15-21)
• Steals	4	Franz Wagner (at Michigan - 1/12/21)	3	4x; MR Myles Johnson (at Rutgers - 1-15-21)
• Turnovers	7	3x; MR Aaron Henry (at Michigan St - 12/25/20)	4	8x; MR Boo Buie (NORTHWESTERN - 1/21/20)
• Fouls	5	6x; MR Paul Mulcahy (at Rutgers - 1-15-21)	4	15x; MR Jacob Young (at Rutgers - 1-15-21)

# THE LAST TIME WISCONSIN...

## Wisconsin Team

UW ranked No. 1 in AP Top 25: Feb. 21, 2007  
 UW ranked in AP Top 25: No. 10 (1/18/21)  
 UW ranked in USA Today Coaches Poll: No. 10 (1/18/21)  
 Played AP No. 1-ranked opponent: Win vs. Villanova, 65-62 (3/18/17)  
 Defeated AP No. 1-ranked opponent: Villanova, 65-62 (3/18/17)  
 Played AP No. 2-ranked opponent: Win vs. Michigan, 64-54 (1/19/19)  
 Defeated opponent ranked 3-10 by AP: No. 5 Ohio State, 61-57 (1/3/20)  
 Defeated opponent ranked 11-25 by AP: No. 21 Minnesota, 71-59 (12/31/20)  
 Defeated AP Top 25 opponent on the road: No. 12 Michigan State, 85-76 (12/25/20)

## Scoring

Scored 20 or more points: 20, D'Mitrik Trice at Michigan (1/12/21)  
 Scored 30 or more points: 30, Brad Davison at Nebraska (2/15/20)  
 Scored 40 or more points: 43, Frank Kaminsky vs. North Dakota (11/19/13)  
 Two or more Badgers scored 30 points, same game: Joe Franklin (31) and Chuck Nagle (30) vs. Purdue (3/2/68) — only other time this happened in school history was Jack Brens (31) and Ken Siebel (31) vs. Utah (12/28/62)  
 Two or more Badgers scored 20 points, same game: D'Mitrik Trice and Nate Reuvers (22) vs. Milwaukee (12/21/19)  
 Three or more Badgers scored 20 points, same game: Jon Leuer (24), Josh Gasser (21), Jordan Taylor (20), vs. PVAMU (11/14/10)  
 Scored 20 points in one half: Brad Davison (23 in 2nd) vs. Michigan State (2/25/18)  
 Scored 20 points/two straight games: D'Mitrik Trice (21 vs. Indiana, 1/7/21 and 20 at Michigan, 1/12/21)  
 Scored 20 points/three straight games: Ethan Happ (21 vs. Purdue, 2/15/18; 29 vs. Michigan, 2/11/18; 27 at Illinois, 2/8/18)  
 Scored 20 points/four straight games: Jordan Taylor (28 vs. Indiana, 1/20/11; 22 vs. Illinois, 1/15/11; 21 at Michigan State, 1/11/11; 20 vs. Michigan, 1/5/11)  
 Scored 30 points/two straight games: Michael Finley (30 at Michigan, 1/29/94; 32 vs. Michigan State, 2/2/94)  
 No Badger scored in double figures: vs. Marquette (12/8/12)  
 One Badger scored in double figures: 15, Ethan Happ at Purdue (1/16/18)  
 Four players scored in double figures: Aleem Ford (13), D'Mitrik Trice (12), Nate Reuvers (11), Micah Potter (11) vs. Ohio State (1/23/21)  
 Five players scored in double figures: Micah Potter (14), Aleem Ford (13), Nate Reuvers (13), Tyler Wahl (11), Brad Davison (10) vs. Green Bay (12/1/20)  
 Six players scored in double figures: Reuvers (19), Davison (15), Ford (12), King (12), Trice (11), Pritzl (10) vs. Green Bay (11/21/19)  
 UW Scored 70 or more points: 80, vs. Indiana (1/7/21)  
 UW Scored 80 or more points: 80, vs. Indiana (1/7/21)  
 UW Scored 90 or more points: 92, vs. Arkansas-Pine Bluff (11/27/20)  
 UW Scored 100 or more points: 101, vs. Savannah State (12/13/18)

## Field Goal Shooting

Shot 90 percent or better (min. 10 att.): .900 (9-10), Carlton McGee vs. Michigan (2/26/92)  
 UW shot 50 percent or better: .508, vs. Minnesota (12/31/20)  
 UW shot 60 percent or better: .603, vs. Houston Baptist (11/17/18)  
 UW shot 70 percent or better: .744, vs. Army (12/30/79)  
 UW made 30 or more field goals: 30, vs. Minnesota (12/31/20)  
 UW made 40 or more field goals: 42, vs. Iowa (3/9/94)  
 UW made 50 or more field goals: Has not happened  
 UW attempted 60 or more field goals: 65, at Michigan (1/12/21)  
 UW attempted 70 or more field goals: 73, vs. Ohio State (1/12/17)  
 UW attempted 80 or more field goals: 83, vs. Northwestern (1/28/95)  
 UW attempted 100 or more field goals: 102, vs. South Dakota (12/9/72)

## 3-Point Field Goal Shooting

Made 5 or more 3-point field goals: D'Mitrik Trice (5-6 3FG) at Michigan (2/27/20)  
 UW shot 40 percent or better (min. 8 att.): .421 (8-19), vs. Indiana (1/7/21)  
 UW shot 50 percent or better (min. 8 att.): .640 (16-25), vs. Louisville (12/19/20)  
 UW shot 60 percent or better (min. 8 att.): .640 (16-25), vs. Louisville (12/19/20)  
 UW shot 70 percent or better (min. 8 att.): .727, at Indiana (2/25/10)  
 UW shot 80 percent or better (min. 8 att.): .889, vs. North Dakota St. (12/10/86)  
 UW shot 90 percent or better (min. 8 att.): .900, at Illinois (1/25/97)  
 UW made 10 or more 3-point field goals: 10, vs. Northwestern (1/20/21)  
 UW made 15 or more 3-point field goals: 16, vs. Louisville (12/19/20)  
 UW attempted 30 or more 3-point field goals: 31, vs. Purdue (2/18/20)  
 UW attempted 40 or more 3-point field goals: 40, vs. Temple (12/3/01)

## Double-Double / Triple-Double

Had a triple-double: Ethan Happ (13 pts, 12 reb, 11 ast) vs. Northwestern (1/26/19)  
 Had a double-double (Pts/Reb): Micah Potter (18 pts, 11 reb) vs. Minnesota (12/31/20)  
 Had a double-double (Pts/Ast): Ethan Happ (10 p, 11 r, 12a) vs. Coppin St. (11/6/18)  
 Had a double-double (Ast/Reb): Ethan Happ (10p, 11r, 12a) vs. Coppin St. (11/6/18)  
 Had a double-double in consecutive games: Happ & Iverson, Two Straight (3/7 - 3/10)  
 Two with double-double: Potter (24 p, 13 r) & Davison (11 p, 13 r) at Penn State (1/11/20)

## Free Throw Shooting

Perfect at the FT line (min. 10 att.): 10-10, Brad Davison vs. Illinois (1/19/18)  
 UW shot 80 percent or better (min. 12 att.): .800 (16-20), vs. Indiana (1/7/21)  
 UW shot 90 percent or better (min. 12 att.): 1.000 (15-15), vs. Nebraska (12/22/20)  
 UW shot 100 percent (min. 12 att.): 15-15, vs. Nebraska (12/22/20)  
 UW made 20 or more free throws: 23, at Michigan State (12/25/20)  
 UW made 30 or more free throws: 30, vs. Minnesota (2/13/14)  
 UW made 40 or more free throws: 40, vs. Minnesota (1/12/53)  
 UW attempted 30 or more free throws: 30, at Michigan State (12/25/20)  
 UW attempted 40 or more free throws: 42, at Illinois (2/3/13)  
 UW attempted 50 or more free throws: 50, at Indiana (2/12/62)  
 UW attempted 60 or more free throws: 61, at Michigan (2/21/53)

## Rebounds

Had 10+ rebounds: 11, Micah Potter vs. Minnesota (12/31/20)  
 Had 15+ rebounds: 15, Tyler Wahl vs. Green Bay (12/1/20)  
 Had 20+ rebounds: 25, Joe Chrmelich vs. St. Mary's (12/2/76)  
 Had 30+ rebounds: 30, Paul Morrow vs. Purdue (1/3/53)  
 Had 10+ reb. in consecutive games: Happ & Iverson, Two Straight (3/7 - 3/10)  
 UW had 40+ rebounds: 40, vs. Nebraska (12/22/20)  
 UW had 50+ rebounds: 53, vs. Florida A&M (12/23/16)

## Assists

Had 10 or more assists: 11, Ethan Happ vs. Northwestern (1/26/19)  
 Had 15 or more assists: Has not happened  
 UW had 20 or more assists: 22, vs. Louisville (12/19/20)  
 UW had 30 or more assists: 30, vs. Iowa (3/9/94)

## Blocked Shots

Had 5 or more blocked shots: 9 Nate Reuvers vs. Eastern Illinois (11/8/19)  
 Had 10 or more blocked shots: Has not happened  
 UW had 10 or more blocked shots: 10 vs. Eastern Illinois (11/25/20)  
 UW had 15 or more blocked shots: Has not happened

## Steals

Had 5 or more steals: 5, Ethan Happ vs. Maryland (2/19/17)  
 Had 10 or more steals: 10, Mike Kelley vs. Texas (12/7/99)  
 UW had 10 or more steals: 10, at Rutgers (1/15/21)  
 UW had 15 or more steals: 16, (2x) MR vs. California (12/2/12)

## Turnovers

UW had 1 or fewer turnovers: 1, vs. Iowa (1/20/15)  
 UW had 5 or fewer turnovers: 4, vs. Loyola (12/15/20)  
 UW had 0 turnovers in a half: 0 in 1H, vs. Arkansas-Pine Bluff (11/27/20)  
 Opponent committed 15 or more turnovers: 18, vs. Louisville (12/19/20)  
 Opponent committed 20 or more turnovers: 22, at Nebraska (2/9/17)

## Overtime

Won a game in overtime: 2OT vs. Indiana (80-73), 1/7/21  
 Lost a game in overtime: vs. Saint Mary's (65-63), 11/5/19  
 Played a 2-overtime game: win vs. Indiana (80-73), 1/7/21  
 Played a 3-overtime game: loss vs. Indiana (85-86), 2/16/87  
 Played in consecutive OT games: (3) vs. Iowa (2/6/13), vs. Mich. (2/9/13), at Minn. (2/14/13)

## Miscellaneous

Hit a buzzer beater: vs. Xavier, 3/20/16 (Bronson Koenig hits 3PT in corner, UW 66-63)  
 Won after trailing by at least 10 pts in second half: 12 vs. NC State, 11/27/18 (down 41-29, 19:01 remaining - won 79-75)  
 Won after trailing by at least 15 pts in second half: 15 vs. Ohio State, 2/12/11 (down 47-32, 13:21 remaining - won 71-67)  
 UW scored 10 straight points or more: 10-0 (6:07 - 4:14 2H) vs. Northwestern (1/20/21)  
 UW scored 15 straight points or more: 16-0 (17:52 - 9:08 1H) vs. Louisville (12/19/20)  
 UW held opp. scoreless 5:00 or longer: 5:15 (8:36 - 3:31 2H) at Rutgers (1/15/21)  
 UW held opp. scoreless for 8:00 or longer: 9:08 (17:52 - 8:44 1H) vs. Louisville (12/19/20)