

UNIVERSITY OF MICHIGAN BASKETBALL

2019-20 GAME DAY NOTEBOOK

ATHLETIC COMMUNICATIONS

Tom Wywrot (Main), twywrot@umich.edu

Megan McIntosh (Secondary), meganmci@umich.edu

MICHIGAN BASKETBALL | 2019-20

	Overall	18-9	Big Ten	9-7	NCAA Net:	23rd	RATING	SOS
Home	10-4	Home	4-3	KenPom:	11th	3rd		
Away	4-5	Away	4-4	Sagarin:	8th	4th		
Neutral	4-0	Neutral	1-0	ESPN's BPI:	14th	3rd		

Associated Press: RV (28th, 83)

vs. Ranked: 4-4

USA Today Coaches: RV (28th, 44)

Weeks in Polls: 7

Exhibition	Opponent	Time/Result	TV
Fri., Nov. 1	SAGINAW VALLEY STATE (Exh.)	W 82-51	BTN+

Regular Season	Opponent	Time/Results	TV
Tue., Nov. 5	APPALACHIAN STATE	W 79-71	BTN
Tue., Nov. 12	CREIGHTON (1)	W 79-69	FS1
Fri., Nov. 15	ELON (2)	W 70-50	BTN
Fri., Nov. 22	HOUSTON BAPTIST	W 111-68	BTN+
Wed., Nov. 27	vs. Iowa State (3)	W 83-76	ESPN
Thu., Nov. 28	vs. #6/4 North Carolina (3)	W 73-64	ESPN
Fri., Nov. 29	vs. #8/7 Gonzaga (3)	W 82-64	ESPN
Tue., Dec. 3	at #1/1 Louisville (4)	L 43-58	ESPN
Fri., Dec. 6	IOWA+	W 103-91	FS1
Wed., Dec. 11	at Illinois+	L 62-71	BTN
Sat., Dec. 14	#10/13 OREGON	L 70-71 ot	CBS
Sat., Dec. 21	PRESBYTERIAN COLLEGE	W 86-44	BTN
Sun., Dec. 29	UMASS LOWELL	W 86-60	FS1
Sun., Jan. 5	at #14/16 Michigan State+	L 69-87	CBS
Thu., Jan. 9	PURDUE+	W 84-78 2ot	FS1
Sun., Jan. 12	at Minnesota+	L 67-75	BTN
Fri., Jan. 17	at RV/24 Iowa+	L 83-90	FS1
Wed., Jan. 22	PENN STATE+	L 72-63	BTN
Sat., Jan. 25	#21/22 ILLINOIS+	L 64-62	FS1
Tue., Jan. 28	at Nebraska+	W 79-68	ESPNU
Sat., Feb. 1	vs. #25/25 Rutgers	W 69-63	BTN
Tue., Feb. 4	OHIO STATE+	L 61-58	ESPN2
Sat., Feb. 8	#16/15 MICHIGAN STATE+	W 77-68	FOX
Wed., Feb. 12	at Northwestern+	W 79-54	BTN
Sun., Feb. 16	INDIANA+	W 89-65	CBS
Wed., Feb. 19	at Rutgers+	W 60-52	BTN
Sat., Feb. 22	at Purdue+	W 71-63	ESPN
Thu., Feb. 27	WISCONSIN+	7:01 p.m.	ESPN2
Sun., March 1	at Ohio State+	4 p.m.	CBS
Thu., March 5	NEBRASKA+	6:30 p.m.	FS1
Sun., March 8	at Maryland+	Noon	FOX

2020 Big Ten Tournament	Time/Results	TV
Wed., March 11	BTT First Round	TBD
Thu., March 12	BTT Second Round	TBD
Fri., March 13	BTT Quarterfinal	TBD
Sat., March 14	BTT Semifinal	1 p.m. or 3:30 p.m.
Sun., March 15	BTT Championship	3:30 p.m.

2020 NCAA Tournament	TV
Sun., March 15	Selection Sunday
March 17-18	First Four
March 19-22	First & Second Round
March 26-29	Regional Round
Sat., April 4	Final Four
Mon., April 6	National Championship

LEGEND: All game times are local to site | + Big Ten game

1: Gavitt Tipoff Games, Ann Arbor, Mich. (Crisler Center)

2: Bad Boy Mowers Battle 4 Atlantis, Ann Arbor, Mich. (Crisler Center)

3: Bad Boy Mowers Battle 4 Atlantis, Paradise Island, Bahamas (Imperial Arena)

4: ACC/Big Ten Challenge, Louisville, Ky. (KFC Yum! Center)

5: BIG Super Saturday, New York, N.Y. (Madison Square Garden)



MICHIGAN wolverines (18-9; 9-7 Big Ten) vs. WISCONSIN badgers (17-10; 10-6 Big Ten)

Game Day Information

• Date: Thursday, February 27, 2020

• Tip: 7:01 p.m.

• Location: Ann Arbor, Michigan

• Arena: Crisler Center (12,707)

• TV Broadcast: ESPN2

• TV Talent: Dan Shulman (p-by-p) & Dan Dakich (analyst)

• U-M Radio: Detroit: WWJ-Radio (950 AM) | Ann Arbor: WWWW (102.9 FM)

• U-M Talent: Brian Boesch (p-by-p) & Terry Mills (analyst)

• U-M Satellite Radio: Sirius: 84 | XM: 84 | Internet: 84



What You Need to Know for Today's Game

• Tonight's game marks the first and only regular meeting between Michigan and Wisconsin.
 • Tonight's game is U-M's Pink Game as fans are asked to wear pink and join the Wolverines in the fight against breast cancer. In fact, the first 5,000 fans will receive a Pink T-shirt courtesy of the U-M Rogel Cancer Center.

• Michigan has four games remaining in the conference season, two home and two away; two home Thursday games and two road Sunday games.

• The Wolverines have won five straight games and seven of their last eight games -- all following a midseason four-game losing streak by the Maize and Blue. The lone loss was the narrow three-point (61-58) setback to Ohio State at Crisler Center on Feb. 4.

• Michigan is 22nd in the NCAA Net rating system. With the Big Ten's overall strength this season and U-M's challenging non-conference slate, the Wolverines schedule continues to be listed as one of the best in the nation -- 2nd (ESPN's BPI; 15th rated team), 3rd (KenPom; 10th rated team) and 4th (Sagarin; 8th rated team).

• Xavier Simpson and Jon Teske are the all-time winningest Wolverines with 107 career victories. The duo passed the prior record of 104 against Indiana (Feb. 16) with an 89-65 win.

• Simpson is expected to play in his 143rd career game against Wisconsin (Feb. 27). That puts him a game away from tying the all-time U-M record of 144 held by former teammate Muhammad-Ali Abdur-Rahkman. Meanwhile, Jon Teske has played in 105 consecutive games for the Wolverines. He has 125 career games under his belt.

• Simpson is second the nation with an 8.0 assist average and third with his 207 total assists.

He has posted his second straight season of 200+ assists after finishing last season with 244, which was 16 away from Trey Burke's U-M record 260 (2012-13).

• With 16 points at Rutgers (Feb. 19), Simpson became the 55th Wolverine in history to score 1,000 points in a career; he has averaged a career-best 12.3 points per game this season. With 638 career assists, Simpson needs to grab 43 rebounds to give him 500 for his career and help him become the first Wolverine to record 1,000 points, 500 rebounds, and 500 assists.

• Reaching 1,000 points, Simpson (1,005 points, 638 assists) became the fourth Wolverine with 1,000 points/500 assists -- Gary Grant (1985-88) - 2,222 points, 731 assists; Rumeal Robinson (1988-90) - 1,446 points, 575 assists & Antoine Joubert (1984-87) - 1,594 points, 539 assists.

• Teske (604) became the 29th Wolverine to reach 600 rebounds in a career. Oh, did we mention he leads the team with 7.3 per game and has had 5+ boards in 23 games? Additionally, Teske moved into a tie for fifth for blocks. With his 159 blocks, he and Ekpe Udoh are fifth.

• Austin "Big Country" Davis has gone 21-for-26 (80.7%) over his last eight games. This season, Davis has come off the bench to average 4.9 points and 2.8 rebounds. During this stretch, he posted his first career double-figure game with 11 against Ohio State (Feb. 1).

• Isaiah Livers has missed a total of 10 games due to injuries -- nine for left groin/hip area and one for a right ankle. In the four games back from these injuries, Livers has scored in double figures in each game and continues to lead U-M with 13.6 points per game.

• Livers has missed two free throws as he leads U-M at 95.1 percent (39-for-41). In fact, he is 31-for-31 over his last nine games. Even better, Livers is a perfect 29-for-29 in Big Ten play.

• In his last three games, Franz Wagner has averaged 16.7 points, 7.0 rebounds while shooting 57.1 percent from the floor (20-for-35) and 40 percent from deep (6-for-15). In his last game, he scored a career-best 22 points at Purdue -- the second 20+ point game of his career.

• Since giving up 72 points to Penn State (Jan. 22), the Wolverines have not allowed an opponent to reach above 70 in the last nine games.

• Over the last four games, the Wolverines have averaged just 7.3 turnovers per game with three games with eight-or-fewer including three at Purdue. Overall, U-M's 10.9 per game is 19th in the nation.

Michigan Basketball Quick Facts: 2019-20

QUICK FACTS

City	Ann Arbor, Michigan
Population	120,781
Founded	1817
Enrollment	46,710
Nickname	Wolverines
School Colors	Maize (PMS 116) & Blue (PMS 282)
Arena	Crisler Center (12,707)
Conference	Big Ten
President	Mark S. Schlissel
Athletics Director	Warde Manuel

ALL-TIME RECORD

Years of U-M Basketball	103rd
Seasons of U-M Basketball	1909, 1918 to current
Overall Record	1635-1052 (1522-995*)
Big Ten Record	817-723 (767-687*)
Non-Conference Record	818-329 (755-308*)
NCAA Titles	1x (1989)
NIT Titles	2x (1997*, 2004)
Big Ten Regular Season Titles	14x (1921, 1926, 1927, 1929, 1948, 1964, 1965, 1966, 1974, 1977, 1985, 1986, 2012, 2014)
Big Ten Tournament Titles	3x (1998*, 2017, 2018)

CRISLER CENTER

Season	52nd
Opened	1967-68
Overall Record	646-171 (588-157*)
Big Ten Record	322-130 (290-119*)
Non-Conference Record	324-41 (298-38*)
Capacity	12,707
Student Section	"Maize Rage" founded (1999-2000)
Nickname	"The House that Cazzie Built"
Honored Jersey's	5 (RETIRED) No. 33, Cazzie Russell (Dec. 11, 1993) (HONORED) No. 45, Rudy Tomjanovich (Feb. 8, 2003) (HONORED) No. 35, Phil Hubbard (Jan. 11, 2004) (HONORED) No. 41, Glen Rice (Feb. 20, 2005) (HONORED) No. 22, Bill Buntin (Jan. 7, 2006)

NCAA TOURNAMENT OVERALL SANCTION

Selections: 1948, 1964, 1965, 1966, 1974, 1975, 1976, 1977, 1985, 1986, 1987, 1988, 1989, 1990, 1992*, 1993*, 1994, 1995, 1996*, 1998*, 2009, 2011, 2012, 2013, 2014, 2016, 2017, 2018, 2019		
NCAA Record	61-27	54-23
NCAA Appearances	29	25
First Four	1	1
First Round	24	21
Second Round	17	15
Sweet 16	16	15
Elite Eight	14	13
Final Four	8	6
Championship Game	7	5
Titles	1	1

POSTSEASON NIT OVERALL SANCTION

Selections: 1971, 1980, 1981, 1984, 1991, 1997*, 2000, 2004, 2006, 2007		
Record	25-7	20-7
Appearances	10	9
Titles	3	2
Title Game	4	3
at Home	16-0	14-0
on Road	1-5	0-5
at Madison Square Garden	8-2	6-2

B1G TOURNAMENT OVERALL SANCTION

Record	30-20	24-18
Titles	3	2
Title Game	6	4
First Round	7-4	6-4
Second Round	4-0	4-0
Quarterfinal	10-9	8-8
Semifinal	6-4	4-4
Championship	3-3	2-2

* Due to NCAA sanctions, the University of Michigan vacated season records from 1992-93; 1995-96; 1996-97; 1997-98 and 1998-99. U-M also vacated its 1992 Final Four; 1993, 1996 and 1998 NCAA Tournament appearances; 1997 NIT championship and 1998 Big Ten Tournament championship.

TEAM INFORMATION

David & Meredith Kaplan U-M Head Coach	Juwan Howard (Michigan, 1995)
Career Record	18-9 (1st season)
Record at Michigan	18-9 (1st season)
B1G Record at Michigan	9-7 (1st season)
Associate Head Coach	Phil Martelli
Assistant Coach	Saddi Washington
Assistant Coach	Howard Easley
Director of Basketball Operations	Chris Hunter
Director of Program Personnel	Jay Smith
Video Analyst	David Metzendorf
Graduate Manager	Jaaron Simmons
Athletic Trainer	Alex Wong
Strength & Conditioning	Jon Sanderson
Academic Success Program	Sara Rechnitzer
Assistant to Head Coach	Lisa Nicholson

2018-19 SEASON IN REVIEW

Record:	30-7 (NCAA Sweet 16, third straight year)
Big Ten Record:	15-5 (t-3rd)
Final Associated Press:	8th (1,146), March 18, 2019
Final USA Today Coaches:	11th (485), April 11, 2019
Big Ten Tournament, No. 3 seed	Double Bye BTT Quarterfinal, defeated #6 seed Iowa (74-53) BTT Semifinal, defeated #7 seed Minnesota (76-49) BTT Championship, lost to #1 seed Michigan State (65-60)
NCAA Tournament, No. 2 seed in the West Regional	NCAA First Round, defeated #15 seed Montana (74-55) NCAA Second Round, defeated #10 seed Florida (64-49) NCAA Sweet 16, lost to #3 seed Texas Tech (63-44)

TEAM INFORMATION

Players Returning/Lost:	13/3
Players Lost (3)	Freshman Ignas Brazdeikis (NBA Draft, 2nd Round (No. 47) - New York Knicks) Senior Charles Matthew (One year left; Elected to turn professional, undrafted) Sophomore Jordan Poole (NBA Draft, 1st Round (No. 28) - Golden State Warriors)
Newcomers (2)	Freshman Cole Bajema (guard, Lynden, Washington) Freshman Franz Wagner (guard, Berlin, Germany)
Starters Returning/Lost:	2/3
Starters Returning (2)	Senior guard Xavier Simpson Senior center Jon Teske
Starters Lost (3)	Freshman guard/foward Ignas Brazdeikis Senior guard/forward Charles Matthews Sophomore guard Jordan Poole


U-M ATHLETIC COMMUNICATIONS

Associate Director	Tom Wywrot (Main Contact)
Cell	(734) 320-1148
Email	twywrot@umich.edu
Assistant Director	Megan McIntosh (Secondary Contact)
Cell:	(810) 223-3700
Email	meganmci@umich.edu

IMG/MICHIGAN SPORTS NETWORK

Flagship Radio Station	WWJ (950AM)
Local Radio Station	WTKA (1050 AM)
Michigan Radio Network	Learfield IMG College
IMG Contact	Phil Brame
General Manager	Ron Melnyk
U-M Play-By-Play	Brian Boesch
U-M Analyst	Terry Mills
Engineer	Tony Butler

Michigan Basketball Roster: 2019-20



No.	Michigan Basketball	Pos.	Hgt.	Wgt.	Class	Hometown (High School/Prep)	Pronunciation Guide
0	David DeJulius	G	6-0	190	So.	Detroit, Mich. (East English Village HS)	
2	Isaiah Livers	F	6-7	230	Jr.	Kalamazoo, Mich. (Central HS)	"live-ers" [like the body part]
3	Zavier Simpson	G	6-0	190	Sr.	Lima, Ohio (Lima Senior HS)	
4	Brandon Wade	G	6-2	185	So.	Ann Arbor, Mich. (Skyline HS/Duquesne)	
5	Adrien Nuñez	G	6-6	210	So.	Brooklyn, N.Y. (St. Thomas More Prep [Conn.])	"noon-yez"
11	Colin Castleton	F	6-11	235	So.	Daytona Beach, Fla. (Father Lopez Catholic HS)	
14	Rico Ozuna-Harrison	G	5-11	175	Jr.	Detroit, Mich. (Cass Tech)	
15	Jon Teske	C	7-1	265	Sr.	Medina, Ohio (Medina HS)	"tess-key"
21	Franz Wagner	G	6-9	205	Fr.	Berlin, Germany (Alba Berlin)	"fronz" "vog-ner"
22	Cole Bajema	G	6-7	175	Fr.	Lynden, Wash. (Lynden Christian HS)	"badge-ah-ma"
23	Brandon Johns, Jr.	F	6-8	235	So.	East Lansing, Mich. (East Lansing HS)	please use junior
24	C.J. Baird	F	6-5	225	Jr.	Novi, Mich. (Detroit Catholic Central)	
32	Luke Wilson	G	6-0	176	Jr.	Boulder, Colo. (Boulder HS)	
44	Jaron Faulds	F	6-10	240	Jr.	Holt, Mich. (Holt HS/Columbia)	"j-aaron" "fall'dz"
51	Austin Davis	F	6-10	250	Sr.	Onsted, Mich. (Onsted Community HS)	
55	Eli Brooks	G	6-1	185	Jr.	Spring Grove, Pa. (Spring Grove Senior HS)	

Michigan Basketball Staff

David & Meredith Kaplan U-M Head Coach	Juwan Howard
Associate Head Coach	Phil Martelli
Assistant Coach	Saddi Washington
Assistant Coach	Howard Eisley
Director of Basketball Operations	Chris Hunter
Director of Program Personnel & Development	Jay Smith
Video Analyst	David Metzendorf
Graduate Manager	Jaaron Simmons
Strength & Conditioning Coach	Jon Sanderson
Athletic Trainer	Alex Wong

Coaching Staff

U-M Season

1st season
1st season
4th season
1st season
6th season
1st season
1st season
11th season
5th season

Alma Mater

Michigan, 1995
Widener College, 1976
Western Michigan, 1998
Boston College, 1995
Michigan, 2006
Saginaw Valley State, 1984
Ithaca College, 2013
Ohio, 2017
Ohio, 2002
New Hampshire, 2000

Michigan Roster Notables

- U-M roster has 16 players -- seniors (3), juniors (6), sophomores (5) and freshmen (2) | U-M roster is listed by academic class standing
- U-M has two open scholarships remaining for the 2019-20 season
- Xavier Simpson's (#3) nickname is "X" and Jon Teske's (#15) nickname is "Big Sleep" | Please use the "Jr." on Brandon Johns, Jr. references
- Austin Davis (#51) redshirted in 2016-17; potential extra year of eligibility remaining
- Jaron Faulds (#44) transferred from Columbia and sat out 2018-19; walk-on with three years of eligibility remaining
- Brandon Wade (#4) transferred from Duquesne, spent a semester at Washtenaw Community College before getting admitted to U-M; # he is not eligible to play
- Luke Wilson (#32) is a preferred walk-on; C.J. Baird (#24) and Rico Ozuna-Harrison (#14) are former managers who were elevated to walk-on status as freshmen

Game Notes

MICHIGAN	AP	ESPN/USA Today
Preseason, Oct. 30	-	-
week 1, Nov. 11	-	no poll
week 2, Nov. 18	RV (t-32nd, 11)	RV (33rd, 15)
week 3, Nov. 25	RV (33rd, 12)	RV (30th, 24)
week 4, Dec. 2+	4th (1429; 9 1st)	5th (647, 1 1st)
week 5, Dec. 9	5th (1,286, 9 1st)	7th (563)
week 6, Dec. 16	14th (723)	15th (291)
week 7, Dec. 23	11th (889)	15th (338)
week 8, Dec. 30	12th (880)	13th (357)
week 9, Jan. 6	19th (502)	19th (231)
week 10, Jan. 13	19th (358)	20th (131)
week 11, Jan. 20	RV (28th, 73)	RV (t-27th, 31)
week 12, Jan. 27	-	-
week 13, Feb. 3	RV (39th, 1)	-
week 14, Feb. 10	RV (35th, 3)	RV (35th, 6)
week 15, Feb. 17	RV (28th, 83)	RV (28th, 44)
week 16, Feb. 24	-	-
week 17, March 2	-	-
week 18, March 9	-	-
Final AP, March 16	-	-
Final Coaches, April 13	-	-

+ largest jump from unranked to ranked in 70 year history of poll

ASSOCIATED PRESS POLL (February 17, 2020)

No.	Team	Record	Total
1.	Baylor (48)	23-1	1,559
2.	Gonzaga (14)	26-1	1,518
3.	Kansas (1)	22-3	1,434
4.	San Diego State	26-0	1,404
5.	Dayton	23-2	1,294
6.	Duke	22-3	1,285
7.	Maryland	21-4	1,194
8.	Florida State	21-4	1,088
9.	Penn State	20-5	1,024
10.	Kentucky	20-5	1,011
11.	Louisville	21-5	837
12.	Villanova	19-6	824
13.	Auburn	22-3	818
14.	Oregon	20-6	742
15.	Creighton	20-6	718
16.	Seton Hall	18-7	672
17.	West Virginia	18-7	552
18.	Colorado	20-6	501
19.	Marquette	17-7	404
20.	Iowa	18-8	254
21.	Butler	19-7	242
22.	Houston	20-6	237
23.	BYU	21-7	188
24.	Arizona	18-7	102
25.	Ohio State	17-8	95

OTHERS RECEIVING VOTES: Texas Tech 92, Michigan State 87, **MICHIGAN 83**, LSU 55, Rhode Island 39, Virginia 32, Cincinnati 14, Stephen F. Austin 14, Illinois 12, Northern Iowa 9, Utah State 8, Florida 6, Rutgers 6, East Tennessee State 5, Saint Mary's 4, Richmond 3, Tulsa 3, New Mexico State 2, SMU 2, Arizona State 1, Wright State 1

COACHES POLL (February 17, 2020)

No.	Team	Record	Total
1.	Baylor (21)	23-1	788
2.	Gonzaga (11)	26-1	772
3.	Kansas	22-3	723
4.	San Diego State	26-0	717
5.	Dayton	23-2	659
6.	Duke	22-3	652
7.	Maryland	21-4	601
8.	Florida State	21-4	524
9.	Penn State	20-5	503
10.	Kentucky	20-5	488
11.	Louisville	21-5	466
12.	Auburn	22-3	398
13.	Villanova	19-6	383
14.	Seton Hall	18-7	355
15.	Creighton	20-6	340
16.	Oregon	20-6	311
17.	Colorado	20-6	287
18.	West Virginia	18-7	279
19.	Marquette	17-7	171
20.	Iowa	18-8	168
21.	Arizona	18-7	132
22.	Houston	20-6	131
23.	Butler	19-7	124
24.	Ohio State	17-8	79
25.	Michigan State	17-9	76

OTHERS RECEIVING VOTES: Texas Tech 59; Brigham Young 56; **MICHIGAN 44**; Illinois 24; Virginia 20; Louisiana State 16; Northern Iowa 10; Rhode Island 9; Southern Methodist 6; Oklahoma 6; St. Mary's 5; Florida 5; Rutgers 3; East Tennessee St. 3; Cincinnati 3; Stephen F. Austin 2; Wisconsin 1; Arizona State 1.

Who are the Wisconsin Badgers?

- Wisconsin comes to Ann Arbor with a 17-10 overall record and a 10-6 Big Ten record. The Badgers have won four straight games and five of the last six.
- Wisconsin has averaged 66.9 points with 33.9 rebounds per game. Nearly 45 percent of the Badgers offense comes from beyond the 3-point line as five players have made 25 or more long-range buckets, led by redshirt-junior guard D'Mitrik Trice's 48, graduate student guard Brevin Pritzl's 45 and junior guard Brad Davison's 41.
- The Badgers are led by junior forward Nate Reuvers, who leads the team with 13.7 points and 4.7 rebounds per game. He also has a team-best 54 blocks (2.0 bpg). Behind Reuvers there are three Badgers averaging near 10 points per game -- Trice (9.7), Davison (9.6) and redshirt-junior forward Micah Potter (9.5).
- Wisconsin is atop the Big Ten in free throw percentage at 76.8, which also ranks 22nd in the nation. The Badgers average 14.8 attempts per game. The Badgers are atop the Big Ten with 10.3 turnovers per game, which is fifth nationally.
- The Badgers allow just 62.2 points per game, which is second in the Big Ten and 19th in the country. Wisconsin has allowed an opponent to score 70-or-more points six times, with a season-high 72 by Rutgers (Dec. 11).

The All-Time Series with Wisconsin

- Today's game will be the 168th all-time meeting between Michigan and Wisconsin.
- U-M leads in the all-time series, 95-72. Michigan holds a 58-22 record in Ann Arbor, with the Wolverines winning three of the last five meetings. U-M has a 35-46 record in Madison and has a 2-4 record in neutral site games with four the six meetings coming in the Big Ten Tournament.
- Michigan has nine games (7-2) against Wisconsin vacated by the Wolverines due to NCAA Sanctions -- giving U-M a recognized 88-70 all-time record. Additionally, U-M was granted three victories after Wisconsin had to forfeit after using an ineligible player in 1982, '83, '84. Originally, the Wolverines lost all three of those games.
- There have been six games when both Michigan and Wisconsin were ranked among the nation's top 25, with the Wolverines leading, 4-2, overall. The last ranked game was when No. 7 Michigan defeated No. 19 Wisconsin, 61-52 at the Crisler Center on Feb. 9, 2019.
- There have been 30 games between Michigan and Wisconsin decided by three-or-fewer points. Overall, U-M leads 16-14. The last was when Wisconsin made a half-court basket to tie the game in Madison on Feb. 9, 2013, and then went on to win 65-62 in overtime.
- There have been seven overtime games between Michigan and Wisconsin, with the Wolverines leading 4-3. The last overtime game was when No. 6 Wisconsin beat U-M, 69-64 in overtime at Crisler Center on Jan. 24, 2015.
- Longest U-M win streak: nine games (March 1, 1984 to Feb. 11, 1998)
- Longest U-M losing streak: 10 games (Feb. 24, 2007 to Feb. 23, 2011)
- Largest U-M Victory: +44 (103-59) at Wisconsin on Feb. 22, 1964
- Largest U-M Loss: -31 (73-42) at Wisconsin on Feb. 26, 2003
- U-M Victories by 10+ Points: 46 | U-M Losses by 10+ Points: 37
- U-M's average margin in wins: +11.3 | U-M's average margin in losses: -8.8
- All-Time U-M Points: 10,310 (59.3) | All-Time Wisconsin Points: 10,012 (57.5)

Who are the Michigan Wolverines?

- Michigan is led by first year head coach Juwan Howard. After spending 25 years in the NBA -- 19 as a player and six as an assistant with the Miami Heat, Howard embarks on his first stint as a head coach on any level.
- Howard replaced John Beilein, who left the Maize and Blue after a 12-year career in Ann Arbor to take over the NBA's Cleveland Cavaliers. In Beilein's tenure, he became U-M's all-time winningest coach with 248 career wins and led U-M to nine NCAA Tournament appearances, two Final Fours and two title game appearances (2013, '18), two Big Ten regular season titles (2012, '14) and back-to-back Big Ten Tournament titles (2017, '18).
- Michigan has a 16-player roster, with a rotation that could go as deep as 10. However, the Maize and Blue rely on a main and steady rotation of eight players. Additionally, the Wolverines do have two unused scholarships.
- Some would say, the Wolverines have developed into a "positionless" team with several players playing multiple spots during a game -- i.e. Isaiah Livers and Franz Wagner have played up to three positions giving U-M the ability to play a big or go smaller.
- U-M coach Juwan Howard wants the Wolverines to be a "solution based" and "player led" team. He continues to give a voice to his players allowing them freedom to express opinions in huddles and on the floor.
- Overall, the Wolverines play a fast paced, "read-and-react" offense with several ball screen actions as a mainstay in their sets. However, U-M has adjusted to its personnel with more cutting, downhill attacks and driving to the basket at a much higher level than ever before.
- Defensively, U-M primarily runs a man-to-man defense, however, they do have some zone packages they can employ.

Longevity Continues for the Maize and Blue

- Xavier Simpson has played in 142 career games during his career. He is on pace to tie U-M's all-time record for games played at Ohio State (March 1) -- his home state. He will look to pass the record of former teammate Muhammad-Ali Abdur-Rahkman (144) against Nebraska (March 5) -- his final home game of his U-M career.
- Simpson had played in 136 consecutive games before serving a one-game suspension at Nebraska (Jan. 28) for violation of team policies.
- Jon Teske has not missed a game in three seasons -- a streak of 105 straight and is expected to play in his 126th career game against Wisconsin (Feb. 27). Adding his name to the list, Eli Brooks has not missed a game over his last 65 games and has played in 95 total in his career.

The Leaders and Best

- With U-M's win at Purdue (Feb. 22), Xavier Simpson and Jon Teske extended their record for most wins in a career as they now have 107 in their four seasons in Ann Arbor.
- The previous mark of 104 wins was held by Glen Rice (1986-89), J.P. Oosterbann (1986-89), Mark Hughes (1986-89) and Jordan Morgan (2011-14).
- For record keeping, if a player redshirts or transfers in, U-M does not count that season's record towards a player's career. So, Austin Davis -- technically -- has been in Ann Arbor for 107 wins, however, he redshirted his freshman season, so he is officially listed with 81 wins.
- Simpson, Teske and Davis have three straight NCAA Sweet 16 appearances including a 2018 Final Four and national

Game Notes

title game visit. They were part of back-to-back Big Ten Tournament titles (2017, '18) as well as three straight Big Ten Tournament championship game appearances. Overall they have helped U-M produce two of its five 30-win seasons in U-M history, including a program-best 33 wins in 2018.

Closing in on a Historical Record

- Xavier Simpson is closing in on a unique U-M history honor as he could become the first Wolverine to record 1,000 points, 500 rebounds and 500 assists.
- He already has 1,000 points (1,005)
- He needs 43 rebounds to reach 500 (457)
- He already has 500 assists (638)
- The closest anyone got to reach the 1000/500/500 club was Derrick Walton Jr. (2014-17), when he finished one assist shy of the mark -- 1,471 points, 562 rebounds, 499 assists
- Below is a list of some of U-M's all-time great guards and their career totals:
 - Gary Grant (2,222 points, 455 rebounds, 731 assists)
 - Rumeal Robinson (1,446 points, 353 rebounds, 575 assists)
 - Derrick Walton Jr. (1,471 points, 562 rebounds, 499 assists)
 - **Zavier Simpson (1,005 points, 457 rebounds, 638 assists)**

Simpson Makes It Four on the List

- With 16 points at Rutgers (Feb. 19), Xavier Simpson reach 1,000 points in his career. With those points, he joined U-M's exclusive list of Michigan guards who have recorded 1,000 points, 400 rebounds and 400 assists in a career.
- In fact, there are now only four members in this club:
 - Gary Grant (1985-88): 2,222P, 455R, 731A
 - Jalen Rose (1992-94): 1,788P, 478R, 401A
 - Derrick Walton Jr. (2014-17): 1,471P, 562R, 499A
 - **Zavier Simpson (2017-20): 1,005P, 457R, 638A**

One More Rung Up the Assist Ladder

- With 638 assists, Xavier Simpson is second on U-M's all-time assist list.
- He needs 62 assists to become just the second Wolverine to reach 700 in a career.
- He needs 93 to become U-M's all-time leader held by Gary Grant (731).
- At his current rate of 8.0 per game (207 total), Simpson could collect 32 more assists before postseason play.
- In U-M's history there are 10 Wolverines with 400+ assists, four with 500+, two with 600+ and one with 700+.

U-M's All-Time Assist List	
#1: Gary Grant (1985-88)	731
#2: Zavier Simpson (2017-present)	638
#3: Rumeal Robinson (1988-90)	575
#4: Antoine Joubert (1984-87)	539
#5: Derrick Walton Jr. (2014-17)	499

Yet Another Assist Record is in Sight

- Xavier Simpson surpassed 200 assists for a second straight season, as he is third in the nation with 207 total.
- In fact, Simpson's feat makes him the first Wolverine 200+ assists in a season twice in a career.
- In the history of Michigan basketball, there have been six seasons of 200+ assists by five different players.
- Last year, Simpson finished with 244, the second most in a season for a Wolverine -- trailing Trey Burke's record of 260 set during the 2012-13 season.
- With a nation's best 8.0 assists per game, Simpson does have a shot to reach the all-time season record.

#1: Trey Burke	260 (2012-13)
#2: Zavier Simpson	244 (2018-19)
#3: Darius Morris	235 (2010-11)
#4: Gary Grant	234 (1987-88)
#5: Rumeal Robinson	233 (1988-89)
#6: Zavier Simpson	207 (2019-20)

First Season for U-M Coaches

- Michigan coach Juwan Howard holds an 18-9 start in his first season with the Wolverines. Those 18 wins have helped to the current fourth best start in U-M history. Only two coaches have won 20+ games in their first season with the Maize and Blue -- Brian Ellerbe (25) and Steve Fisher (23).

Brian Ellerbe (1997-98)	25-9
Steve Fisher (1989-90)	23-8
Bill Frieder (1980-81)	19-11
Juwan Howard (2019-20)	18-9
Ernie McCoy (1948-49)	15-6
George Veenker (1928-29)	13-3
Johnny Orr (1968-69)	13-11
Osborne Cowles (1946-47)	12-8
Frank Cappon (1931-32)	11-6
Bennie Oosterbaan (1938-39)	11-9
Tommy Amaker (2001-02)	11-18
E.J. Mather (1919-20)	10-13
John Beilein (2007-08)	10-22
Elmer Mitchell (1917-18)	6-12
Bill Perigo (1952-53)	6-16
Dave Strack (1960-61)	6-18
GD Corneal (1908-09)	1-4



#GOBLUE --> #PROBLUE

- Michigan has eight former Wolverines playing in the NBA:
 - Ignas Brazdeikis (2018-19), New York Knicks
 - Tim Hardaway Jr. (2010-13), Dallas Mavericks
 - Caris LeVert (2013-16), Brooklyn Nets
 - Jordan Poole (2017-19), Golden State Warriors
 - Duncan Robinson (2015-18), Miami Heat
 - Glenn Robinson III (2012-14), Philadelphia 76ers
 - Moritz Wagner (2015-18), Washington Wizards
 - D.J. Wilson (2015-17), Milwaukee Bucks

- Michigan free agents following the NBA trade deadline
 - Trey Burke (2012-13)
 - Derrick Walton, Jr. (2014-17)

- Michigan has two former Wolverines in the NBA G League:
 - Muhammad-Ali Abdur-Rahkman (2015-18), Canton
 - Zak Irvin (2014-17), Westchester

- Michigan has six former Wolverines in Europe:
 - Stu Douglass (2008-12), Israel
 - Manny Harris (2007-09), Philippines
 - Jordan Morgan (2010-14), Turkey
 - Darius Morris (2010-11), France
 - Jevohn Shepherd (2006-09), France
 - DeShawn Sims (2007-10), Italy

- Michigan has 10 additional Wolverines working with NBA franchises, scouting or with media outlets. The list includes:
 - John Beilein (2007-19), Head Coach Cleveland Cavaliers
 - Mark Hughes (1985-89), Assistant GM of L.A. Clippers
 - Tim McCormick (1980-84), Analyst for ESPN basketball
 - Terry Mills (1987-90), Analyst U-M Radio
 - Rob Pelinka (1988-93), General Manager of L.A. Lakers
 - Glen Rice (1985-89), Scout for Miami Heat
 - Jalen Rose (1992-94), ESPN Talent, host "Get Up"
 - Campy Russell (1972-74), Alumni Relations with Cleveland
 - Rudy Tomjanovich (1967-70), Consultant for L.A. Lakers
 - Chris Webber (1992-93), NBA Analyst for TNT

MICHIGAN & THE NBA DRAFT

- Michigan has 61 total players selected in the NBA Draft
- Michigan has had 28 total first rounders; 19 since 1988
- Michigan has six top five selections, including two No. 1 picks
 - Cazzie Russell (1966, No. 1 by N.Y. Knicks)
 - Chris Webber (1993, No. 1 by Orlando Magic)
- Michigan has 11 NBA selections, since 2011
- Michigan has eight NBA first-rounders, since 2013
 - Trey Burke, 2013: Minnesota Timberwolves (1st, No. 9)
 - Tim Hardaway Jr., 2013: N.Y. Knicks (1st, No. 24)
 - Nik Stauskas, 2014: Sacramento Kings (1st, No. 8)
 - Mitch McGary, 2014: Oklahoma City Thunder (1st, No. 21)
 - Caris LeVert, 2016: Brooklyn Nets (1st, No. 20)
 - D.J. Wilson, 2017: Milwaukee Bucks (1st, No. 17)
 - Moritz Wagner, 2018: L.A. Lakers (1st, No. 25)
 - Jordan Poole, 2019: Golden State Warriors (1st, No. 28)

Game Notes

Putting the Ball in the Basket

- Michigan is averaging 75.4 points per game with five players averaging in double figures -- Isaiah Livers (13.6), Xavier Simpson (12.3), Jon Teske (12.0), Eli Brooks (11.0) and Franz Wagner (10.9).
- With four Big Ten games left, Michigan's 75.4 points per game is the most since the 2012-14 (75.2) season. In fact, since 1997-98 (21 seasons), U-M has averaged over 75 points in a season six times -- 1992-93 (81.9), 1993-94 (79.8), 1997-98 (77.4), 1999-2000 (75.5), 2012-14 (75.2) and 2016-17 (75.0).
- U-M is shooting 46.0 percent from the field, which ranks 61st in the nation. The Wolverines have had 11 games shooting above 50 percent from the field with a season-high vs. Iowa State (57.7%).
- From deep, U-M averages 8.3 (223) 3-pointers per game. U-M has had 10 games with 10+ 3-pointers with a season-high 14 against Houston Baptist. The Wolverines are shooting 34.5 percent from deep.
- The Wolverines have improved their free throw shooting to 71.7 percent. Isaiah Livers leads U-M at 95.1 percent (39-for-41), while Colin Castleton is second at 81.5 (22-for-27) and Franz Wagner is second at 80.4 (37-for-46).
- In U-M's 18 wins, the Wolverines have scored 81.1 points, outscored their opponents by +16.2, shot 50.0 percent, averaged 9.1 3-pointers and out-rebounded its foes by +3.8. In U-M's nine losses, the Wolverines are scoring 64.1 points -- a difference of -19.0 --, losing by -8.0, shooting 38.6 percent from the field, averaged 6.7 3-pointers and been out-rebounded by -3.4.

Reaching the Century Mark

- Michigan recorded a season-high 111 points against Houston Baptist (Nov. 22). It was the first time the Wolverines hit 100+ in a game since a 102-point performance against Chaminade (Nov. 21, 2017) at the Maui Invitational. Interestingly, it was the second time U-M scored over 100 against Houston Baptist following a 107-point outing at Crisler Center on Dec. 7, 2013.
- Five games later, the Wolverines posted a second 100+ point game with 103 points against Iowa (Dec. 6) in the Big Ten opener. It was the most points against a conference foe in 21 years when the Maize and Blue defeated Indiana, 112-64, at Crisler Arena (Feb. 22, 1998).
- U-M has had two 100+ point games in 23 different seasons. There have been 17 seasons with 3+ and seven with 5+. The most all-time? 10 by the 1988-89 national championship squad.
- Overall, Michigan is 103-4 all-time when reaching 100 points.

No Offense, U-M Still Getting Defensive ... For a Third Straight Year

- U-M opponents are averaging 67.3 points per game, as the Wolverines have given up 70+ points in 10 games with a season-high 91 against Iowa (Dec. 6). Last year, U-M allowed 70+ points just five times.
- Since giving up 72 points to Penn State (Jan. 22), the Wolverines have not allowed an opponent to reach above 70 in the last nine games.
- U-M opponents are averaging 5.1 (139 total) 3-pointers per game and shooting 30.3 percent as the Wolverines have held an opponent to five-or-fewer 3-pointers in 14 games.
- U-M has forced its opponents into 11.2 turnovers per game.
- U-M has balanced its defense with 125 blocks (4.6 bpg) and 145 steals (5.4 spg).

U-M's Leader and Best

- Xavier Simpson continues to be the main engine for U-M as he controls both Wolverines offense and defense. In fact, some would say he is considered to be a fourth assistant coach.
- Simpson is posting 12.3 points, 4.4 rebounds and 8.0 assists per game -- all on career-best paces.
- Simpson has 15 double figures games with a season-high 22 points, twice -- Houston Baptist (Nov. 22) and Purdue (Jan. 9).
- Simpson is second in the nation and leads the Big Ten with 8.0 assists per game.
- In his 26 games, Simpson has dished 207 total assists -- which is third nationally.
- Simpson has 6+ assists in 21 games including seven 10+ assist games.
- This season, Simpson dished a career-best 14 assists against Houston Baptist, added 13 against Iowa State and against No. 8 Gonzaga at the Battle 4 Atlantis -- both setting and tying the Thanksgiving tournament's single game record. He added 11 more against No. 10 Oregon, 10 against UMass Lowell, 10 vs. Rutgers in the BIG Super Saturday game and another 11 against Indiana.
- With 11 assists against Indiana (Feb. 16), Simpson recorded his seventh game of 10+ assists. Next time he tallies 10+ assists, he will tie his own U-M record for most 10+ assist games in a season (8). In fact, with those double-digit dimes, Simpson now holds the U-M record for most 10+ assists games with 15.
- Those 11 assists against Indiana (Feb. 16) marked Simpson's 15th 10+ assist career game. With that tally, he is now U-M's all-time leader for 10+ assist games passing U-M legendary guard Gary Grant (14).
- With those seven 10+ assist games this season, Simpson added four double-doubles to improve his career total to nine.
- Simpson has recorded three double-doubles this season and has eight in his career:
 - 22 points, 14 assists against Houston Baptist (Nov. 22, 2019)
 - 10 points, 13 assists vs. Iowa State (Nov. 27, 2019), Battle 4 Atlantis
 - 13 points, 13 assists vs. Gonzaga (Nov. 29, 2019), Battle 4 Atlantis

- 12 points, 11 assists against Indiana (Feb. 16, 2020)
- Simpson (151 steals) became the 23rd Wolverine to reach 100 steals in a career. He moved into the seventh spot all-time. Only seven Wolverines have had 150 or more in a career.

Simpson Joins an Elite Group of Wolverines (Almost Twice)

- With his 11 points, 10 rebounds and 12 assists (no turnovers) last season against Ohio State (Jan. 29, 2019), Xavier Simpson became just the sixth Wolverine to record a triple-double in the program's 104 year history.
- Simpson's triple-double was the first since Derrick Walton Jr. accomplished the feat on Dec. 19, 2015.
- Simpson nearly recorded a second triple-double last season after finishing with nine points, nine rebounds and nine assists vs. Florida (March 23) in the NCAA second round.
- U-M's All-Time Triple-Doubles list:
 - #1: March 14, 1987 vs. North Carolina (NCAA) -- Gary Grant (24P, 10R, 10A)
 - #2: Nov. 14, 2009, Northern Michigan -- Manny Harris (18P, 13R, 10A)
 - #3: Jan. 30, 2011, Iowa -- Darius Morris (12P, 10R, 11A)
 - #4: Dec. 15, 2015, Northern Kentucky -- Caris LeVert (13P, 10R, 10A)
 - #5: Dec. 19, 2015, Youngstown State -- Derrick Walton Jr. (10P, 11R, 13A)
 - #6: Jan. 29, 2019, Ohio State -- Xavier Simpson (11P, 10R, 12A)

Livers Continues to Get Better

- U-M coach Juwan Howard announced (Dec. 28), Isaiah Livers would be out due to a groin (left) injury. Livers' injury occurred against Presbyterian College (Dec. 21) after he was fouled on a dunk attempt just 3:06 into the game. After making two free throws he was subbed out and did not return in the game.
- Livers returned against No. 21 Illinois (Jan. 25), and played 20 minutes, scoring seven points and grabbing five rebounds before he had to leave the game after attempting a dunk and landing awkward. He aggravated the left hip area around his previous injury and did not return in the game.
- After an additional three games away of rest, Livers returned to score 14 points, grab four rebounds and get two big blocks in U-M's win over Michigan State. He finished playing 31 minutes. However, in his third game back against Indiana (Feb. 16), Livers had someone roll up on his right ankle causing him to miss the road game at Rutgers (Feb. 19).
- Livers returned to the lineup at Purdue finishing with 19 points as his 8-for-8 free throws down stretch helped the Wolverines win for the first time since 2014 at Mackey Arena.
- Livers has missed 10 games due to injury with U-M going 5-5 in his absence.
- What did U-M miss the most with Livers' injury? It is the fact he can/could play as many as three positions for the Wolverines. He has learned to play the three-, four- and on rare occasions even five-man for the Maize and Blue.
- Before his injury, Livers became a full time starter after being U-M's Sixth Man last season. It paid off as he leads U-M averaging 13.6 points while grabbing 3.8 rebounds, shooting 49.1 percent from the field and shooting 44.3 percent from long range.
- Livers has three 20+ point scoring outings, including a career-best 24 against Houston Baptist, 22 against Creighton and 21 vs. No. 8 Gonzaga (Battle 4 Atlantis). This season, he has scored in double digits in nine games.
- In his career Livers has 108 treys -- becoming the 28th Wolverine to reach 100 in a career. He would need 81 more to crack U-M's all-time top 10.
- It's hard to believe with as hard as he plays, Livers has collected only one career double-double (12 points and 10 rebounds) against Nebraska (Feb. 28, 2019).

Big Sleep is Not Resting ... at All!

- Jon Teske has scored in double figures in 16 games with 11 games of 15+ points, including a career-high 25 points against UMass Lowell -- just the second 20+ point game of his career. His only other was a 22 point effort last season against Nebraska (Feb. 28, 2019).
- So far, Teske has recorded five 10+ rebounding games, including a career-best 15 vs. No. 8 Gonzaga (Battle 4 Atlantis), 13 against Appalachian State, 12 against Houston Baptist, 10 at No. 1 Louisville and 11 against Penn State. In three of those four 10+ rebounding games, Teske has posted a double-double increasing his career total to 13.
- On top of all that, Teske has a team-best 51 blocks. He has had season-high four swats, five times -- vs. No. 6 North Carolina (Battle 4 Atlantis), No. 8 Gonzaga (Battle 4 Atlantis), against Iowa, Purdue and Indiana.
- Last season Teske's 75 blocks made him just the second Wolverine (D.J. Wilson - 57 - 2016-17), to record 50 or more blocks in a season since Ekpe Udoh's 92 in the 2007-08 campaign - 11 seasons ago.
- A year ago, Teske floated out to the top of the key for the pick and pop and drained 23 3-pointers. He made a career-best three 3-pointers, three times -- Northwestern (Jan. 13), at Minnesota (Feb. 21) and Nebraska (Feb. 28).
- This season Teske has 15 buckets from long range.
- Teske leads U-M with three double-doubles & 13 for his career
 - 17 points, 13 rebounds against Appalachian State (Nov. 5, 2019)
 - 19 points, 15 rebounds vs. No. 8 Gonzaga (Nov. 29, 2019; Battle 4 Atlantis)
 - 18 points, 10 rebounds at No. 1 Louisville (Dec. 3, 2019; ACC/B1G Challenge)

Cleaning the Glass

- Jon Teske became the 29th Wolverine to join the 600 rebound club at U-M.
- Currently he is 26th all-time with 604 career boards.
- In fact, Teske is the 45th Wolverine to join the 500 point/500 rebound club. The last?

Game Notes

Derrick Walton Jr. (1,471 points, 562 boards) and Zak Irvin (1,610 points, 531 boards).
 • Teske leads U-M with 7.3 rebounds per game as he has grabbed 4+ in 26 games. In fact, Teske has 16 games of 7+ with five 10+ games this season – including a career-best 15 vs No. 8 Gonzaga at the Battle 4 Atlantis.

A Rookie No More

- Franz Wagner has started all 23 of his games since returning after he missed the first four games after fracturing his right wrist (shooting hand) in practice on Oct. 20th. After just over a month out from the injury, he made his return in the Battle 4 Atlantis helping the Wolverines win the title.
- Wagner has twice been named the Big Ten's Freshman of the Week -- Feb. 3 and Feb. 17.
- In his first career and collegiate game vs. Iowa State, Wagner had six points and three rebounds. On his first career shot vs. the Cyclones, he drained a 3-pointer and finished with two in the game.
- Wagner continues to get better and better with each passing game. He is averaging 10.9 points and has scored in double figures in 10 of his last 14 games. He has produced 13 double-figure games, including a career-high 22 at Purdue.
- Wagner is third on U-M at the free throw line at 80.4 percent (37-for-46).
- Grabbing 4+ boards in 19 of his 23 games, Wagner is second on U-M with a 5.5 per game average. He nabbed a career-best 14 rebounds against Ohio State (Feb. 4), his first career 10+ board game.
- Wagner is the younger brother of former All-Big Ten Wolverine Moritz Wagner, who was a first round NBA Draft pick (L.A. Lakers) and is currently with the Washington Wizards.

Big Minutes for Big Country

- Austin Davis is playing in 10.6 minutes per game, averaging 4.9 points and 2.8 rebounds, while shooting a team-best 70.5 percent (43-for-61) from the field.
- Davis' 43 total field goals are +22 more than his previous two seasons combined (21).
- In his last eight games, he has come in and played 10+ minutes in each game and gone 21-for-26 from the field (80.6%).
- Known as "Big Country", Davis came off the bench for seven minutes vs. Iowa State (Nov. 27) at the Battle 4 Atlantis as Jon Teske got into foul trouble. He scored two points and grabbed two boards, but his play was key in helping U-M get an opening win at the Thanksgiving tournament.
- With Teske in foul trouble again against Iowa (Dec. 6), Davis again came off the bench for 10 solid minutes scoring a career-best eight points, including two thunderous dunks. He added three rebounds to help keep the U-M possession alive.
- With Brandon Johns, Jr. out of the Presbyterian (Dec. 21) game due to illness, Davis came off the bench with a career-high 17 minutes scoring seven points and grabbing a career-best eight rebounds. He added three blocks and a steal.
- With Isaiah Livers out with injury against UMass Lowell (Dec. 29), Davis once again stepped in for a solid 13 minutes of action, scoring seven points and grabbing three boards.
- Coming off the bench against Ohio State (Feb. 4), Davis posted his first career double figure scoring game with 11 points against the Buckeyes.

Quietly A Big Factor

- Brandon Johns, Jr. normally has come off the bench, however, moved into a starting spot with Isaiah Livers injured starting nine games. In either spot, Johns has quietly been giving the Wolverines a shot in the arm.
- As a starter (10 games), Johns, Jr. averaged 9.2 points (92), 4.1 rebounds (41) and is shooting 51.5 percent (33-for-64) from the field and 38.7 percent from long range (12-for-31).
- As a starter, Johns, Jr. recorded 12 of his 18 total 3-pointers on the season.
- After scoring in double figures in just one game during the first 12 games of the season, Johns, Jr. has five over his last 14 games, including a career-best 20 vs. Rutgers (Feb. 1) at the B1G Super Saturday game in MSG.
- Gaining confidence, Johns, Jr. has picked up his shooting as he is now 50.0 percent from the field.
- Additionally, Johns, Jr. has quietly moved into fourth-best for rebounding with 4.1 per game. He has 13 games with 4+ boards, including tying his career-best of nine against No. 10 Oregon.
- And finally, Johns, Jr. is second on U-M with 19 blocks.

Well Hello Mr. Brooks

- Eli Brook is averaging 11.0 points per game. His prior best? 2.5 points per game last season.
- Brooks has posted 13 double figure scoring games, including four 20+ point games -- 24 against Appalachian State and vs. No. 6 North Carolina (Battle 4 Atlantis), a career-best 25 at Iowa (Jan. 17) and another 20 at Nebraska (Jan. 28).
- Brooks leads U-M with 49 3-pointers. That total is more than two and a half times his previous single season best set last season (14). It also doubles his first two seasons combined (24).
- A tally of 50 percent of Brooks' offensive shots come via the 3-point line.
- With a career-best nine rebounds at Nebraska (Jan. 28) and then again against Michigan State (Feb. 8), Brooks has collected 100 on the season (3.7 rpg). With that total, Brooks surpassed his combined total of his first two seasons (79).
- Averaging 2.0 assists per game, Brooks posted a career-best seven assists against Hous-

ton Baptist. He has nine games of 3+ assists.

- Averaging 32.3 minutes per game, Brooks has more than doubled his prior best season of time on the floor. His prior best? 12.9 minutes per last season.

Agent Zero

- After several preseason meetings together, U-M coach Juwan Howard and David DeJulius felt his place was to be the first Wolverine off the bench. So far it has paid off as DeJulius is able to see that the start and flow of the game.
- DeJulius is averaging 7.1 points, 2.5 rebounds and 1.6 assists per game.
- DeJulius has 27 3-pointers, including a career-best four against Presbyterian College.
- DeJulius has 10 double figure scoring games including a career-best 14, twice -- a 14 key points in the win vs. Iowa State (Nov. 27) at the Battle for Atlantis opener and another 14 against No. 10 Oregon as his 12 first half points were able to get U-M back into the game.

What Happened in the Non-Conference Season

- Midway through the non-conference schedule Michigan had an 18-day stretch of seven games where the Wolverines played five road games, four top 10 ranked teams, a home and away Big Ten game and won three straight to claim the 2019 Battle 4 Atlantis title.
- After starting the season 4-0, the Maize and Blue started its key non-conference portion heading to the Bahamas for the Battle 4 Atlantis. After a hard fought 83-76 win over Iowa State (Nov. 27), the Wolverines posted back-to-back wins over No. 6 North Carolina (73-64; Nov. 28) and No. 8 Gonzaga (82-64; Nov. 29) to win the Thanksgiving tournament.
- With the three straight wins, U-M went from unranked to the No. 4 spot -- tying the highest jump in the 70-year history of the Associated Press poll.
- After flying back Saturday, Nov. 30, the Wolverines had a two-day prep before heading out to face No. 1 Louisville (Dec. 3) at the KFC Yum! Center in the ACC/Big Ten Challenge. Unfortunately for the Maize and Blue, its seven-game win streak was snapped with a 58-43 loss to the top-ranked Cardinals.
- Returning to Crisler to start the an early two-game Big Ten set of games, the Wolverines picked up their eighth win following a 103-91 victory over Iowa (Dec. 6) before dropping a second road game with a 71-62 setback at Illinois (Dec. 11).
- Closing out the stretch was a battle with No. 10 Oregon (Dec. 14) at Crisler Center -- U-M's fourth top 10 opponent in the 18 day period. After falling behind by eight (31-23) in the first half, the Wolverines battled all the way back to force overtime. Three attempts for the game-winning shot failed, U-M fell, 71-70, to the Ducks.
- The last time U-M lost two straight games was during the 2016-17 season -- at Michigan State (70-62; Jan. 29, 2017) and Ohio State (70-66; Feb. 4, 2017). It maps out to 105 total games.

The Future is Coming

- On Nov. 13, 2019, U-M coach Juwan Howard announced the signing of 6-foot-3 guard Zeb Jackson to a National Letter of Intent for the 2020-21 season.
- Jackson is listed No. 75 on ESPN's Top 100 for the Class of 2020.
- After spending three years in nearby Maumee Valley Country Day in Toledo, Ohio, Jackson transferred to Montverde Academy in Montverde, Florida, for his senior season. Montverde was the national high school runner-up last season.
- At Maumee Valley, Jackson helped the Hawks to a 54-22 record with back-to-back sectional and district titles in 2018 and 2019. Maumee Valley reached the Sweet 16 in the regional in 2018 and the final eight in 2019. For his three-year career he scored 1,605 points, averaging 25.4 points, 7.6 rebounds, 3.4 assists and 3.7 steals per game.
- The Wolverines will lose seniors Xavier Simpson, Jon Teske and Austin Davis to graduation. However, Davis still has a year of eligibility remaining after redshirting his freshman season.

Michigan and Kentucky Sign Three-Year Deal

- Michigan and Kentucky signed a three-year men's basketball deal that will take both teams to London, England, in the 2020-21 season as well as a home-and-home series for the following two campaigns.
- The first year of the three-year commitment will feature a neutral-site game at O2 Arena in London on Dec. 6, 2020. The London game will be hosted by the Naismith Memorial Basketball Hall of Fame and serve as a fundraiser for the Hall.
- This will be the first NCAA Division I college basketball game to be played at O2 Arena, one of the world's most popular venues.
- Following the game in London, Michigan and Kentucky will then play a home-and-home series starting in Ann Arbor at Crisler Center on Dec. 4, 2021 followed by a return trip to Lexington and Rupp on Dec. 3, 2022.
- U-M and Kentucky have met on seven occasions with the Wildcats holding the 5-2 all-time series advantage.
- The London game will be the match-up since the 2013-14 campaign when Kentucky used a last second 3-pointer to send the Wildcats to the 2014 Final Four.



David & Meredith Kaplan Men's Basketball Head Coach

JUWAN HOWARD



Head Coach of Michigan	1st Season
Record at Michigan	18-9
B1G Record at Michigan	9-7
Collegiate Head Coach	1st Season
Record as Head Coach	18-9

JUWAN HOWARD'S COLLEGIATE RECORD

School	Seasons	Games	Overall			Conference				
			Record	Home	Away	Neutral	Record	Home	Away	Neutral
Michigan	1	27	18-9	10-4	4-5	4-0	9-7	4-3	4-4	1-0
Totals	1	27	18-9	10-4	4-5	4-0	9-7	4-3	4-4	1-0

The Howard Coaching File

- Following his 19-year NBA career, joined the Miami Heat staff beginning in the 2013-14 season as an assistant for player development. He was elevated to an assistant for the next five seasons.
- In total Howard spent six seasons in the Miami Heat organization under team president Pat Riley and head coach head coach Erik Spoelstra
- Howard helped Miami to two Atlantic Division titles and two playoff appearances (2016 and 2018) during his tenure with the Heat

The Howard Michigan File

- Member of the Fab Five - Chris Webber, Jalen Rose, Jimmy King and Ray Jackson
- 1991 McDonald's All-American
- Became the first of the Fab Five to sign/commit to Michigan.
- Played three seasons before opting for early entry into the 1994 NBA Draft
- Reached the NCAA Elite Eight in all three seasons with back-to-back Final Four and national title games (1992 & 1993) -- which were later vacated due to NCAA sanctions
- 1994 All-American (2nd team, NABC & 3rd team, AP)
- All-Big Ten (1st team, 1994; 2nd team, 1993; HM, 1992)
- 1994 NCAA Midwest Regional Most Outstanding Player
- Team Captain (1993-94)
- Played in 100 career games (t-67th)
- Scored 1,526 career points (20th)
- Grabbed 745 career rebounds (t-11th)
- Recorded 19 career double-doubles (18th)
- 17th Wolverine to join the 1,000 point/500 rebound club (30 total)
- Posted three straight seasons of 200+ rebounds
- In 1993-94, led U-M in rebounding (8.9), blocks (21), FG% (55.7%)
- Scored a career-best 34 points vs. Texas (March 19, 1994) in the NCAA Tournament
- Grabbed a career-best 20 rebounds against Wisconsin (Feb. 10, 1993)

The Howard NBA File

- No. 5 NBA Draft pick in 1994 by the Washington Bullets; became U-M's sixth top five selection in program history
- Played 19 seasons in the NBA, tied for the most by a Wolverine (Jamal Crawford)
- Won back-to-back NBA championships with the Miami Heat in 2012 and 2013
- Played for eight franchises: Washington, Dallas, Denver, Orlando, Houston, Charlotte, Portland and Miami
- 1994-95 NBA All-Rookie Team
- 1995-96 All-NBA Third Team
- 1996 NBA All-Star
- Played in 1,208 career games (42nd all-time)
- Scored 16,159 career points (109th all-time)
- Grabbed 7,428 career rebounds (87th all-time)
- Scored a career-best 42 points against Toronto (April 19, 1996)

The Juwan Howard File

Born: February 7, 1973
Hometown: Chicago, Illinois
High School: Chicago Vocational
College: Michigan, 1995 (General Studies)
Wife: Jenine (Wardally)
Children (6): sons Juwan Jr., Jace, Jett and Joshua; daughters Sky and Starr

COACHING CAREER

Years	School	Position
2013-14	Miami Heat (NBA)	Player Development
2014-19	Miami Heat (NBA)	Assistant Coach
2019-present	University of Michigan	Head Coach

The NBA & NCAA Head Coaches


- There are four former NBA Players coaching at their alma maters -- Howard (Michigan), Patrick Ewing (Georgetown), Penny Hardaway (Memphis) and Aaron McKie (Temple).
- In addition to those four there are 14 other former NBA players coaching in the collegiate ranks -- Steve Alford (Nevada), Tony Bennett (Virginia), Johnny Dawkins (Central Florida), Fred Hoiberg (Nebraska), Bobby Hurley (Arizona State), Larry Krystkowiak (Utah Dan Majerle (Grand Canyon), Danny Manning (Wake Forest), Donyell Marshall (Central Connecticut State), Scott Padgett (Samford), Mark Pope (BYU), Terry Porter (Portland), Jerry Stackhouse (Vanderbilt) and Damon Stoudamire (Pacific).

Did You Know This?

- Juwan Howard appeared in 1994's basketball documentary film Hoop Dreams. In 1996, he appeared in an episode of Hang Time and then had an appearance in the West Wing in 1999 playing a former Duke basketball player. Additionally in 1999, Howard was on an episode of Arliss. He still is part of the Screen Actors Guild.

Just What is That P.J. Tucker Sign?

- Juwan Howard has been seen holding up a sign of P.J. Tucker. Most thought it was an indication of an offensive play, however it wasn't. It was a sign for Howard's players to "TALK" on defense.
- So what is it? Well, while at the USA Basketball tryouts, there was a "mic'd up" video with Tucker during his tryouts, where he was very vocal calling out defensive assignments and where he was. It was so inspiring for Howard, he showed that video segment to his team in September.
- Tucker played his collegiate career at Texas and has played professional basketball in the NBA and overseas for the last 13 years. Currently, he is with the Houston Rockets.
- Howard answered what the P.J. Tucker sign was ...** "P.J. Tucker called me, and wanted to know why I was using his picture. I told him it's because of this video of him I showed my team while he was competing for a spot on the U.S. National team last summer. Now, here's a guy who's a veteran who's made a lot of money, and still you were out there talking and communicating so much defensively. So I used you as an example to my team we need to be more like P.J. Tucker."
- P.J. Tucker then posted on his Instagram account ...** "There are a few times in life when something that is apart of you and your DNA rubs off and inspires someone else to step outside their comfort zone to achieve a goal. My OG, Juwan Howard, has always been someone I've looked up to and taken advice from ... to see him use me to motivate his kids at Michigan Basketball is beyond amazing."
- The video can be found on YouTube, please copy & paste the link:
<https://www.youtube.com/watch?v=0RQIW4p-NFY>
- You can search YouTube: PJ Tucker Mic'd up Team USA Basketball 2019



The Wolverine Coaching Staff

Phil Martelli Associate Head Coach



With over 43 years of coaching, legendary coach Phil Martelli joins the University of Michigan basketball program as an assistant coach following a 34 year tenure at Saint Joseph's University in Philadelphia.

Starting his career at Saint Joseph's as an assistant coach for 10 years, Martelli spent his final 24

seasons as the head coach building the Saint Joseph's program into one of the most consistent in the Atlantic 10, becoming a perennial postseason participant and a key player on the national scene. He earned his place among the top coaches in the school's storied history and is one of the most respected coaches in the game.

Martelli is the Hawks' all-time leader in career victories with a mark of 444-328. He set the school record for most wins in a season (30) in 2004 and recorded nine 20-plus win seasons -- the most for any Hawks' coach. His Atlantic 10 record of 218-176 ranks second all-time in the league history and trailed only Temple's John Chaney. He won six Atlantic 10 regular season/divisional titles (1997, 2001, '02, '03, '04 and '05) and guided the Hawks to three A-10 Tournament championships (1997, 2014 and '16).

Martelli had 13 postseason appearances (7 NCAA, 6 NIT) advancing to two NCAA Sweet 16s (1997 and 2004) and the school's third Elite Eight appearance in 2004. He guided the Hawks to NIT runner-up finishes in his first season at the helm of the Hawks in 1996 and again in 2005. His 18 postseason wins (7 NCAA, 11 NIT) are the most in Saint Joseph's history.

Prior to his arrival at Saint Joseph's, Martelli spent seven years as head basketball coach at Bishop Kenrick High School in the Philadelphia Catholic League, which became Kennedy Kenrick Catholic High School, and is now closed. He compiled a 112-85 record and reached the Catholic League title game in 1980. Current Hall of Fame UConn women's basketball coach Geno Auriemma served as an assistant under Martelli from 1979-81.

He began his coaching career as an assistant coach at his alma mater Widener College in 1977 under C. Alan Rowe, helping the Pioneers reach to the 1978 NCAA Division III Final Four and title game. That Widener team set the program record with 26 wins (26-5) -- a mark still held today -- and was inducted into the Widener Athletics Hall of Fame in 2018 as it remains one of only three programs to reach an NCAA title game along with football and polo.

The Phil Martelli File

Born: August 31, 1954
Hometown: Media, Pa.
High School: Saint Joseph's Prep, 1972
College: Widener College, 1976
Wife: Judy (Marra; 43 years)

Years	School	Position
1977-78	Widener College	AC
1978-85	Bishop Kenrick H.S.	HC
1985-95	Saint Joseph's	AC
1995-2019	Saint Joseph's	HC
2019-present	Michigan	AHC

Saddi Washington Assistant Coach



With almost 16 years of college coaching experience, Saddi Washington begins his fourth season as an assistant coach with Michigan.

In three seasons, the Wolverines have won 89 games including a program record 33 wins during the 2017-18 campaign en route to repeating as Big Ten Tourna-

ment champion and trip to the Final Four and followed by a 30-7 record in 2018-19, which include trips to the Big Ten Tournament title game and NCAA Sweet 16 for a third consecutive year.

Coaching U-M's big men, Washington helped Moritz Wagner earn All-Big Ten honors twice and become the 25th overall selection in the 2018 NBA Draft by the Los Angeles Lakers; he was the second U-M big man drafted under Washington after D.J. Wilson was selected 17th by the Milwaukee Bucks in 2017.

Washington came to Ann Arbor after spending a decade as a member of the Oakland coaching staff (2006-16). During his tenure, Washington helped the Golden Grizzlies to 198 wins, including five 20-plus win seasons, two straight Summit League regular season and conference tournament titles, and back-to-back trips to the NCAA Tournament (2010, '11).

At Oakland, Washington developed some of the top mid-major players in the country, including five who led the NCAA in a statistical category.

After playing professionally overseas and with the Continental Basketball Association, Washington shifted into coaching, serving as a volunteer assistant coach at Romulus High School (2005).

A prep star from Lansing Sexton High School, Washington was a two-time All-MAC selection at Western Michigan. He graduated with degrees in business management and marketing, and was inducted into his alma mater's Hall of Fame in the fall 2010.

The Saddi Washington File

Born: July 30, 1975
Hometown: Lansing, Michigan
High School: Sexton High School, 1994
College: Western Michigan, 1998
Wife: Channon

Years	School	Position
2005-06	Romulus H.S.	Vol. AC
2006-13	Oakland	AC
2013-16	Oakland	AHC
2016-present	Michigan	AC

Howard Eisle Assistant Coach



Following a successful nine years working and coaching in the NBA, Howard Eisle returns to his native state of Michigan as an assistant coach with the University of Michigan basketball program.

For the past decade Eisle has moved up the ranks in the NBA starting as

a player development assistant with the Los Angeles Clippers to an assistant coach with the Washington Wizards (2014-16) and New York Knicks (2016-19).

Chosen with the 30th overall selection by the Minnesota Timberwolves in the 1994 NBA Draft, Eisle played 12 seasons in the NBA, making stops with eight teams -- Minnesota, San Antonio, Utah, Dallas, New York, Phoenix, the Clippers and Denver. He played in 786 NBA games and recorded 5,116 career points, 2,748 assists, 540 steals and 516 3-point field goals. His career was highlighted by playing five seasons with the Utah Jazz and was developed behind Hall of Fame point guard John Stockton, contributing to two Western Conference titles in 1997 and 1998.


A four-year starter at Boston College (1991-94), Eisle helped guide the Eagles to the 1994 NCAA East Regional Final, where he earned all-regional tournament honors. He added All-Big East second team honors as a junior (1993) and senior (1994).

Prior to his collegiate career, Eisle was a prep standout at Detroit's Southwestern High School, where he was teammates with future NBA players Jalen Rose and Voshon Lenard.

The Howard Eisle File

Born: December 4, 1972
Hometown: Detroit, Mich.
High School: Southwestern, 1990
College: Boston College, 1995
Wife: Tiyesha

Years	School	Position
2010-14	Los Angeles (NBA)	PD
2014-16	Washington (NBA)	AC
2016-19	New York (NBA)	AC
2019-present	Michigan	AC



ZAVIER SIMPSON

Senior

Guard | 6-0 | 190

Lima, Ohio | Lima Senior High School

College of Literature, Science & the Arts | General Studies major

Born on February 11, 1997, in Lima, Ohio

M
3

ZAVIER SIMPSON | CAREER STATISTICS

Career	G	S	Min	Avg	FG	FGA	FG%	3FG	3FGA	3FG%	FT	FTA	FT%	Off	Def	Reb	Avg	Foul	DQ	Ast	Avg	TO	Blk	Stl	Pts	Avg	W	L
2016-17	38	0	332	8.7	16	43	.372	5	19	.263	22	31	.710	4	20	24	0.6	47	0	37	1.0	19	2	20	59	1.6	26	12
2017-18	41	29	1085	26.5	115	246	.467	24	84	.286	47	91	.516	18	115	133	3.2	55	0	150	3.7	61	2	53	301	7.3	33	8
2018-19	37	37	1256	33.9	128	295	.434	32	104	.308	38	57	.667	17	168	185	5.0	71	0	244	6.6	74	2	53	326	8.8	30	7
2019-20	26	26	872	33.5	121	264	.458	27	78	.346	50	82	.610	19	96	115	4.4	67	1	207	8.0	84	4	25	319	12.3	18	9
Totals	142	92	3545	25.0	380	848	.448	88	285	.309	157	261	.602	58	399	457	3.2	240	1	638	4.5	238	10	151	1005	7.1	107	36

Who is Xavier Simpson ...

- U-M's defensive leader and heart and soul of team
- Extremely confident individual with a strong voice during practice and games
- Exceptional passer and strong defender
- Spends offseason with his father, Quincey, working on shooting form as well as hook shot
- Ohio's 2016 HS Mr. Basketball; led Lima Catholic Central to 2014 OHSAA DIII title before transferring to Lima Senior guiding it to a 2016 OHSAA DI runner-up finish

Michigan Career Notes

- Played in 135 consecutive games before missing the Nebraska game (Jan. 28, 2020)
- Became the 55th Wolverine to score 1,000 career points and is just the fourth to score over 1,000 points and dish out over 500 career assists.
- Simpson and Jon Teske are the winningest basketball players in Michigan history after defeating Indiana for their 105th career win. The duo passes Glen Rice (1986-89), J.P. Oosterbann (1986-89), Mark Hughes (1986-89) and Jordan Morgan (2011-14) for most career wins as they tallied 104.
- Passed Gary Grant's record of 14 career games with 10-or-more assists, earning his 15th game against Indiana with 11 assists.
- Is just the second Wolverine to dish out 600 or more assists, bringing his career total to 638.
- Became the fourth Wolverine to eclipse 500 assists tallying three against Louisville.
- Simpson joins the likes of Gary Grant (731), Rumeal Robinson (576) and Antoine Joubert (539) in Michigan annals, while also becoming the 39th player in Big Ten history to dish out 500 career helpers.
- Became the 10th Wolverines to record 400-plus career assists
- Recorded 244 assists (2018-19); second most in a single season and fifth 200-plus season in program history
- Recorded sixth triple-double in U-M history with 11 points, 10 rebounds and 12 assists against Ohio State (Jan. 29, 2019)

Michigan Career & Honors

- All-Big Ten, second team (2019)
- Big Ten's All-Defensive Team (2019)
- Big Ten All-Tournament Team (2019)
- Associated Press All-Big Ten, first team (2019)
- NABC All-District, second team (2019)
- USBWA All-District V (2019)
- Naismith Hall of Fame Tip-Off Tournament All-Tournament team (2019)
- Semifinalist for Naismith Defensive Player of the Year Award (2019)
- Michigan Captain (2019), along with Charles Matthews
- U-M's Bill Buntin Most Valuable Player (2019)
- U-M's Wayman Britt Outstanding Defensive Player (2018)
- U-M's Rudy Tomjanovich Most Improved Player (2018)
- U-M's Gary Grant Award for Most Assists (2018, '19)
- U-M's Steve Grote Hustle Award (2017, '18, '19)
- Helped U-M set the program record for single season victories with 33 (33-8, 2017-18; backed that up with a second straight 30 win season in 2018-19 (30-7)
- Helped U-M win two straight Big Ten Tournament titles (2017, '18)
- Following a well-documented plane crash, U-M won four games in four days at the Verizon Center (Washington, D.C.) to win first conference tournament title in 19 years; In 2018 at Madison Square Garden, helped U-M repeat as tournament champions again winning four games in four days and becoming just the third Big Ten team to win back-to-back titles.
- Helped U-M to three straight NCAA Sweet 16 appearances (2017, '18, '19)
- In 2018, guided U-M to the No. 3 seed (West) and to the second Final Four and national title game in six years

2019-20 Honors

- Preseason All-Big Ten Team
- Top 20 Watch List for Bob Cousy Point Guard of the Year
- Top 50 Watch List for Naismith National Player of the Year

Senior (2019-20)

- Started 26 games
- Reached 1,000 career points with his 16 points at Rutgers
- Averaging 12.3 points per game
 - Posted 14 double figure scoring games
 - Netted 22 against Houston Baptist -- going 8-for-10 from the field
 - Scored 22 points against Purdue in the double-overtime win
- Averaging 4.4 rebounds per game
 - Posted a season-high eight against Appalachian State
- Averaging 8.0 assists per game, which leads the Big Ten
 - Posted 21 games of 6+ assists
 - Posted seven games of 10+ assists
 - Dished a career-best 14 assists against Houston Baptist
 - Dished a Battle 4 Atlantis record 13 assists vs. Iowa State and against No. 8 Gonzaga
- Record four double-double's
 - 22 points, 14 assists against Houston Baptist - first career 20/10 double-dip
 - 10 points, 13 assists vs. Iowa State (Battle 4 Atlantis)
 - 13 points, 13 assists vs. No. 8 Gonzaga (Battle 4 Atlantis)
 - 12 points, 11 assists vs. Indiana
- Shooting 45.8 percent from the field and 34.6 percent on 3-pointers

Zavier Simpson | Wolverine Bio

U-M All-Time Assist Leaders

1. Gary Grant, 1985-88	731	2. Games Played	142
2. Zavier Simpson, 2017-	638	6. Steals	151
3. Rumeal Robinson, 1988-90	575	• 1,500 Point Tracker	
4. Antoine Joubert, 1984-87	539	Needs 495	1,005
5. Derrick Walton Jr., 2014-17	499	• 500 Rebound Tracker	
6. Daniel Horton, 2003-06	484	Needs 43	457
7. Travis Conlan, 1995-98	480	• 700 Assist Tracker	
8. Eric Turner, 1982-84	421	Needs 62	638
9. Trey Burke, 2012-13	416	• Most 10+ Assist Games	
10. Jalen Rose, 1992-94	401	1. Zavier Simpson, 2017-	15

U-M All-Time Steals Leaders

1. Gary Grant, 1985-88	300	1. Zavier Simpson, 2017-	15
2. Daniel Horton, 2003-06	187	2. Gary Grant, 1985-88	14
2. Jimmy King, 1992-95	187	• Most 10+ Assist Games (In a Season)	
4. Bernard Robinson Jr., 2001-04	169	1. Zavier Simpson, 2017-	8
5. Travis Conlan, 1995-98	167	2. Zavier Simpson, 2019-20	7
6. Zavier Simpson, 2017-	151	• Most 10+ Assist Games (In a Season)	
7. Rumeal Robinson, 1988-90	150	1. Zavier Simpson, 2018-19	8
8. Derrick Walton Jr., 2014-17	146	2. Zavier Simpson, 2019-20	7
9. Manny Harris, 2008-10	144	• Most 10+ Assist Games (In a Season)	
10. Thad Garner, 1979-82	142	1. Zavier Simpson, 2018-19	8

Junior (2018-19)

- Started all 37 games; one of four Wolverines to do so
- Averaged 8.8 points per game
- Posted 17 double figure games, including scoring first 20-point game with a career-high 24 points against Northwestern (Jan. 13)
- Ranked fifth in the nation with 244 assists (6.6 per game), which was the second most assists in a single season at U-M and fifth 200-plus season in program history
- Recorded a program-best eight games with 10-or-more assists.
- Recorded five-or-more assists in 29 of 37 games
- Dished 12 assists, twice - Ohio State (Jan. 29) and at Minnesota (Feb. 21)
- Recorded sixth triple-double in U-M program history with 11 points, 10 rebounds and 12 assists (Ohio State, Jan. 29)
- Averaged 5.0 rebounds per game
- Recorded three games of 10-plus rebounds and 20 games with five-or-more
- Recorded five double-doubles
 - 14 points, 11 rebounds against George Washington (Nov. 17)
 - 11 points, 10 rebounds at Wisconsin (Jan. 19)
 - 11 points, 10 rebounds, 12 assists against Ohio State (Jan. 29)
 - 12 points, 10 assists at Maryland (March 3)
 - 10 points, 11 assists against Iowa (March 15)
- Led U-M with 53 steals (1.43 spg)
- Posted a season-high five steals at Villanova (Nov. 14)
- Averaged 33.9 minutes per game, one of three players to average 30-plus minutes

Sophomore (2017-18)

- Played in all 41 games; one of five Wolverines to do so; started 29 games
- Made first career start against North Florida (Nov. 11)
- Averaged 7.3 points per game
- Recorded 18 games with 10-or-more points, including scoring 16 points, twice -- at No. 4/4 Michigan State and at No. 3/3 Purdue
- Averaged 3.2 rebounds per game; grabbed 115 of his 133 on the defensive end
- Grabbed eight rebounds, twice -- against Rutgers (Jan. 21) and vs. Houston (March 17; NCAA)
- Led U-M with 150 assists (3.7 apg)
- Dished a season-high nine assists in season opener vs. North Florida
- Recorded four games with seven-or-more assists and 15 with five-plus
- Led U-M with 53 steals (1.3 spg)
- Posted a career-high six steals vs. Texas A&M (March 22; NCAA)
- Recorded 17 games with two-plus steals
- Averaged 26.5 minutes per game

Freshman (2016-17)

- Played in all 38 games, one of eight Wolverines to do so
- Averaged 1.6 points per game; scoring a season-high seven points (3x) - Central Arkansas (Dec. 13), Michigan State (Feb. 7) and Purdue (Feb. 25)
- Recorded 37 assists (1.0) and 20 steals (0.5)
- Averaged 8.7 minutes per game

ZAVIER SIMPSON | CAREER BESTS

U-M Career	2019-20 Season
PTS: 24, Northwestern (1/13/19)	22 (2x), last: Purdue (1/9/20)
FG: 9, (3x) last: at Minnesota (1/12/20)	9 (3x), last: at Minnesota (1/12/20)
FGA: 23, vs. Penn State (1/22/20)	23, vs. Penn State (1/22/20)
3FG: 5, Northwestern (1/13/19)	4, vs. Michigan State (2/8/20)
3FGA: 10, Northwestern (1/13/19)	7 (3x), last: vs. Michigan State (2/8/20)
FT: 7, vs. Rutgers (2/1/20)	7, vs. Rutgers (2/1/20)
FTA: 10, at Michigan State (1/13/18)	9, vs. Rutgers (2/1/20)
REB: 11, vs. George Washington (11/17/18)	8, Appalachian State (11/5/19)
AST: 14, Houston Baptist (11/22/19)	14, Houston Baptist (11/22/19)
BLK: 1 (10x) last: vs. Rutgers (2/1/20)	1 (4x), last: vs. Rutgers (2/1/20)
STL: 6, vs. Texas A&M (3/22/18)	3 (2x), last: vs. Rutgers (2/1/20)
MIN: 49, Purdue (1/9/20)	49, Purdue (1/9/20)

ZAVIER SIMPSON | 2019-20 GAME-BY-GAME

OPPONENT	DATE	RESULT	G-S	FG	3FG	FT	O-D	RB	PF	PTS	A	TO	B	S	MIN
APPALACHIAN STATE	11/5/2019	W, 79-71	1-1	2-8	0-2	2-3	2-6	8	3	6	6	0	3	28	
CREIGHTON	11/12/2019	W, 79-69	1-1	7-11	2-3	1-2	1-2	3	3	17	9	4	1	0	34
ELON	11/15/2019	W, 70-50	1-1	5-11	1-6	0-1	0-2	2	2	11	7	2	1	0	36
HOUSTON BAPTIST	11/22/2019	W, 111-68	1-1	8-10	3-4	3-4	1-4	5	2	22	14	3	0	2	29
vs. Iowa State	11/27/2019	W, 83-76	1-1	4-4	0-0	2-4	0-7	7	2	10	13	8	0	1	35
vs. #6/4 North Carolina	11/28/2019	W, 73-64	1-1	3-4	1-1	0-0	0-2	2	5	7	6	1	1	1	17
vs. #8/7 Gonzaga	11/29/2019	W, 82-64	1-1	6-11	1-2	0-0	1-5	6	2	13	13	2	0	1	34
at #1/1 Louisville	12/3/2019	L, 58-43	1-1	4-11	0-2	1-3	0-1	1	4	9	3	4	0	0	35
IOWA+	12/6/2019	W, 103-91	1-1	4-5	2-3	6-8	0-6	6	3	16	7	4	0	2	29
at Illinois+	12/11/2019	L, 71-62	1-1	4-14	0-2	1-2	2-2	4	2	9	8	1	0	0	36
#10/13 OREGON	12/14/2019	L, 71-70^	1-1	3-11	0-1	2-2	0-3	3	3	8	11	4	0	1	42
PRESBYTERIAN	12/21/2019	W, 86-44	1-1	3-4	1-1	2-2	0-5	5	2	9	9	4	0	1	27
UMASS LOWELL	12/29/2019	W, 86-60	1-1	3-8	1-3	2-2	2-4	6	1	9	10	4	0	1	28
at #14/16 MSU+	1/5/2020	L, 87-69	1-1	6-18	1-6	1-4	2-3	5	4	14	8	2	0	1	38
PURDUE+	1/9/2020	W, 84-78#	1-1	9-13	1-5	3-5	0-3	3	3	22	9	3	0	0	49
at Minnesota+	1/12/2020	L, 75-67	1-1	9-17	1-4	0-0	1-5	6	3	19	9	2	0	1	40
at RV/24 Iowa+	1/17/2020	L, 90-83	1-1	3-7	1-3	0-1	0-1	1	2	7	6	2	0	1	29
PENN STATE+	1/22/2020	L, 72-63	1-1	8-23	2-7	0-0	2-4	6	2	18	6	6	0	0	40
#21/22 ILLINOIS+	1/25/2020	L, 64-62	1-1	7-12	0-0	3-6	1-2	3	1	17	3	1	0	1	37
at Nebraska+	1/28/2020	W, 79-68					DNP - suspension								
vs. #25/25 Rutgers+	2/1/2020	W, 69-63	1-1	1-5	0-1	7-9	0-4	4	2	9	10	6	1	3	38
OHIO STATE+	2/4/2020	L, 61-58	1-1	5-14	3-7	2-2	1-6	7	3	15	5	4	0	1	35
#16/15 MSU+	2/8/2020	W, 77-68	1-1	5-13	4-7	2-4	1-3	4	2	16	8	3	0	0	31
at Northwestern+	2/12/2020	W, 79-54	1-1	2-3	0-0	0-0	0-4	4	3	4	5	2	0	1	23
INDIANA+	2/16/2020	W, 89-65	1-1	4-7	0-0	4-4	0-1	1	2	12	11	1	0	0	30
at Rutgers+	2/19/2020	W, 60-52	1-1	6-10	2-3	2-6	0-6	6	4	16	5	4	0	2	37
at Purdue+	2/22/2020	W, 71-63	1-1	0-10	0-5	4-8	2-5	7	2	4	6	1	0	1	35
WISCONSIN+	2/27/2020														
at Ohio State+	3/1/2020														
NEBRASKA+	3/5/2020														
at Maryland+	3/8/2019														
vs. BTT First Round	3/11/2019														
vs. BTT Second Round	3/12/2019														
vs. BTT Quarterfinal	3/13/2019														
vs. BTT Semifinal	3/14/2019														
vs. BTT Championship	3/15/2019														
vs. NCAA First Round															
vs. NCAA Second Round															
vs. NCAA Sweet 16															
vs. NCAA Elite Eight															
vs. NCAA Final Four															
vs. NCAA Championship															
^ overtime															
# double overtime															

Simpson's 10-Assist Games (15)


10	Binghamton (12/30/2018)
12	Ohio State (1/29/2019)
12	at Minnesota (2/21/2019)
10	Nebraska (2/28/2019)
10	at Maryland (3/3/2019)
11	vs. Iowa (3/15/2019)
10	vs. Michigan State (3/17/2019)
10	vs. Montana (3/21/2019)
14	Houston Baptist (11/22/2019)
13	vs. Iowa State (11/27/2019)
13	vs. Gonzaga (11/29/2019)
11	Oregon (12/14/2019)
10	UMass Lowell (12/29/2019)
10	vs. Rutgers (2/1/2020)
11	Indiana (2/16/2020)

Simpson's Double-Doubles (9)

14P, 11R, vs. G. Washington (11/17/2018)
11P, 10R, at Wisconsin (1/19/2019)
11P, 10R, 12A Ohio State (1/29/2019)
12P, 10A, at Maryland (3/3/2019)
10P, 11A, vs. Iowa (3/15/2019)
22P, 14A, Houston Baptist (11/22/2019)
10P, 13A, vs. Iowa State (11/27/2019)
13P, 13A, vs. Gonzaga (11/29/2019)
12P, 11A vs. Indiana (2/16/2020)

Simpson's Triple-Doubles (1)

11P, 10R, 12A, Ohio State (1/29/2019)
* sixth triple-double in U-M history



JON TESKE

Senior

Center | 7-1 | 265

Medina, Ohio | Medina High School

College of Literature, Science & the Arts | General Studies major

Born on May 4, 1997, in Indianapolis, Indiana

M
15

JON TESKE | CAREER STATISTICS

Career	G	S	Min	Avg	FG	FGA	FG%	3FG	3FGA	3FG%	FT	FTA	FT%	Off	Def	Reb	Avg	Foul	DQ	Ast	Avg	TO	Blk	Stl	Pts	Avg	W	L
2016-17	20	0	61	3.1	1	7	.143	0	1	.000	3	6	.500	7	5	12	0.6	10	0	2	0.1	1	7	3	5	0.3	26	12
2017-18	41	2	506	12.3	53	98	.541	0	1	.000	35	61	.574	57	78	135	3.3	66	0	15	0.4	15	26	23	141	3.4	33	8
2018-19	37	37	1033	27.9	137	263	.521	23	77	.299	54	91	.593	73	186	259	7.0	82	1	33	0.9	18	75	26	351	9.5	30	7
2019-20	27	27	759	28.1	126	262	.481	16	60	.267	56	80	.700	58	140	198	7.3	66	1	33	1.2	39	51	26	324	12.0	18	9
Totals	125	66	2359	18.9	317	630	.503	39	139	.281	148	238	.622	195	409	604	4.8	224	2	83	0.7	73	159	78	821	6.6	107	36

Pronunciation: "tes-key"

Who is Jon Teske ...

- Continues to develop offensive game, particularly focusing on long-range shots
- Defined as Michigan's only "true" center at 7-1
- Known as "Big Sleep" however coaching staff trying to change to "Big Nasty"
- Avid fan of Cleveland sports -- especially Indians and Cavaliers
- Finalist for Ohio's 2016 Mr. Basketball, which eventually went to teammate Xavier Simpson

Michigan Career Notes

- Played in 105 consecutive games; not missing a game in three seasons
- Teske and Xavier Simpson are the winningest basketball players in Michigan history after defeating Indiana for their 105th career win. The duo passes Glen Rice (1986-89), J.P. Oosterbann (1986-89), Mark Hughes (1986-89) and Jordan Morgan (2011-14) for most career wins as they tallied 104.
- Is the 71st Wolverine to play in 100-plus career games
- Ties for fifth all-time with 159 career blocks
- Became the 10th Wolverine to record 100-plus career blocks
- His 75 blocks (2018-19) was sixth best all-time in a single season

Michigan Career & Honors

- All-Big Ten, honorable mention (2019)
- Michigan Academic Achievement (2018)
- U-M's Rudy Tomjanovich Most Improved Player (2019)
- U-M's Loy Vaught Rebounding Award (2019)
- Helped U-M set the program record for single season victories with 33 (33-8, 2017-18; backed that up with a second straight 30 win season in 2018-19 (30-7)
- Helped U-M win two straight Big Ten Tournament titles (2017, '18)
- Following a well-documented plane crash, U-M won four games in four days at the Verizon Center (Washington, D.C.) to win first conference tournament title in 19 years; In 2018 at Madison Square Garden, helped U-M repeat as tournament champions again winning four games in four days and becoming just the third Big Ten team to win back-to-back titles.
- Helped U-M to three straight NCAA Sweet 16 appearances (2017, '18, '19)
- In 2018, guided U-M to the No. 3 seed (West) and to the second Final Four and national title game in six years

Senior (2019-20)

- Battle 4 Atlantis All-Tournament Team & MVP
- Started all 27 games, extending streak to 104 straight
 - Has not missed in three straight seasons
- Averaging a 12.0 points per game
 - Posted three straight 15+ point games to start the season
 - Scored a career-high 25 against UMass Lowell
- Averaging a team-best 7.3 rebounds per game
 - Posted nine straight 6+ rebound games, including five 10+ games
 - Grabbed 13 against Appalachian State
 - Grabbed 12 against Houston Baptist
 - Pulled down a career-best 15 against Gonzaga
 - Pulled down 10 at Louisville
 - Grabbed 11 against Penn State
- Recorded three double-doubles
 - 17 points, 13 rebounds against Appalachian State
 - Reached the double-dip just over midway of the first half (6:12 left)
 - 19 points, 15 rebounds vs. Gonzaga (Battle 4 Atlantis)
 - 18 points, 10 rebounds at Louisville
- Averaging a team-best 1.9 blocks per game
 - Posted three straight games of 2+ block games to start the season
 - Blocked a season-best four blocks vs. North Carolina (Battle 4 Atlantis), Gonzaga (Battle 4 Atlantis), Iowa, Purdue and Indiana

Jon Teske | Wolverine Bio

U-M All-Time Block Leaders

1. Roy Tarpley, 1983-86	251	t-36. Games Played	125
2. Courtney Sims, 2004-07	213		
3. Chris Webber, 1992-93*	175*	• 1,000 Point Tracker	
4. Eric Riley, 1990-93	168	Needs 179	821
5. Ekpe Udoh, 2006-08	159		
Jon Teske, 2017-	159	• 700 Rebound Tracker	
7. Brent Petway, 2004-07	146	Needs 96	604
8. Maceo Baston, 1995-98	138		
9. Josh Asselin, 1998-2001	136	• 200 Block Tracker	
10. Terry Mills, 1988-90	111	Needs 41	159

Junior (2018-19)

- Started all 37 games; one of four Wolverines to do so
- Averaged 9.5 points, more than doubling prior best (3.4 ppg as sophomore)
- Posted 17 double figure scoring games with one 20-plus point game
- Scored a career-high 22 points against Nebraska (Feb. 28)
- Led U-M in rebounding (7.1 rpg)
- Recorded 29 games with five-or-more
- Grabbed a season-high 12 (2x) - Chattanooga (Nov. 23) and Wisconsin (Feb. 9)
- Recorded eight double-doubles
 - 13 points, 11 rebounds at Illinois (Jan. 10)
 - 17 points, 11 rebounds against Northwestern (Jan. 13)
 - 17 points, 12 rebounds against Wisconsin (Feb. 9)
 - 10 points, 11 rebounds against Michigan State (Feb. 24)
 - 22 points, 10 rebounds against Nebraska (Feb. 28)
 - 11 points, 10 rebounds at Maryland (March 3)
 - 12 points, 10 rebounds vs. Iowa (March 15)
 - 10 points, 10 rebounds vs. Michigan State (March 17)
- Shot 52.1 percent from the field
- Made 23 3-pointers, shooting 29.9 percent
- Made a career-best three (2x) - Northwestern (Jan. 13) and Nebraska (Feb. 28)
- Second in the Big Ten with 2.03 blocks per game (75)
- First Wolverine to surpass 60 blocks since Ekpe Udoh (97) in 2007-08
- Recorded at least one block in 33 games; including 27 straight games with one
- Swatted a career-high five blocks (3x) - Holy Cross (Nov. 10), North Carolina (Nov. 28) and at Minnesota (Feb. 21)
- Averaged 27.9 minutes per game

Sophomore (2017-18)

- Played in all 41 games; one of five Wolverines to do so
- Started two games while Moritz Wagner was out due to injury
- Made first career start vs. Detroit Mercy (Dec. 16), posting first career double-double (15 points, 10 rebounds)
- Started following game against Alabama A&M (Dec. 21) posting seven points and four rebounds
- Averaged 3.4 points per game
- Recorded three games with 10-plus points and 12 games with five-plus points
- Posting a season-high 14 points vs. Purdue (March 4), going 6-for-9 from the field in BTT title game
- Averaged 3.3 rebounds per game
- Balanced rebounding with 57 offensive, 78 defensive boards (135)
- Recorded two games with 10-plus rebounds, including a season-high 11 boards vs. Southern Miss (Nov. 16)
- Recorded two double-doubles
 - 10 points, 11 rebounds against Southern Miss (Nov. 16)
 - 15 points, 10 rebounds vs. Detroit Mercy (Dec. 16)
- Tied for U-M lead for blocks (Charles Matthews) after tripling his entire freshman season with 26 blocks

Freshman (2016-17)

- Played in 20 games; all off the bench
- Scored a season-best two points (2x) - vs. SMU (Nov. 18) and against Central Arkansas (Dec. 13)

JON TESKE | CAREER BESTS

U-M Career	2019-20 Season
PTS: 25, UMass Lowell (12/29/19)	25, UMass Lowell (12/29/19)
FG: 11, UMass Lowell (12/29/19)	11, UMass Lowell (12/29/19)
FGA: 18, at Louisville (12/3/19)	18, at Louisville (12/3/19)
3FG: 3 (3x), last: Nebraska (2/28/19)	2 (2x), last: at Illinois (12/11/19)
3FGA: 7, Maryland (2/16/19)	6, Illinois (1/25/20)
FT: 6 (2x), last: Elon (11/15/19)	6, Elon (11/15/19)
FTA: 8 (3x), last: Elon (11/15/19)	8, Elon (11/15/19)
REB: 15, No. 8 Gonzaga (11/29/19)	15, No. 8 Gonzaga (11/29/19)
AST: 7, at Iowa (1/17/20)	7, at Iowa (1/17/20)
BLK: 5 (3x), last: at Minnesota (2/21/19)	4 (4x), last: vs. Indiana (2/16/20)
STL: 4 (2x), last: at Iowa (1/17/20)	4 (2x), last: at Iowa (1/17/20)
MIN: 39, Purdue (1/9/20)	39, Purdue (1/9/20)

JON TESKE | 2019-20 GAME-BY-GAME

OPPONENT	DATE	RESULT	G-S	FG	3FG	FT	O-D	RB	PF	PTS	A	TO	B	S	MIN
APPALACHIAN STATE	11/5/2019	W, 79-71	1-1	7-12	1-3	2-3	4-9	13	2	17	1	1	3	0	32
CREIGHTON	11/12/2019	W, 79-69	1-1	7-12	0-3	3-4	0-7	7	1	17	1	1	3	2	32
ELON	11/15/2019	W, 70-50	1-1	5-10	0-1	6-8	4-3	7	0	16	2	1	2	2	29
HOUSTON BAPTIST	11/22/2019	W, 111-68	1-1	1-3	0-0	1-2	3-9	12	1	3	2	2	1	4	19
vs. Iowa State	11/27/2019	W, 83-76	1-1	4-6	1-2	2-2	0-6	6	4	11	1	3	1	1	16
vs. #6/4 North Carolina	11/28/2019	W, 73-64	1-1	4-8	2-4	0-1	2-6	8	2	10	1	3	4	1	33
vs. #8/7 Gonzaga	11/29/2019	W, 82-64	1-1	9-15	1-3	0-1	5-10	15	3	19	0	3	4	1	31
at #1/1 Louisville	12/3/2019	L, 58-43	1-1	6-18	1-4	5-8	4-6	10	3	18	0	0	1	0	31
IOWA+	12/6/2019	W, 103-91	1-1	7-9	0-1	2-2	2-3	5	4	16	3	3	4	1	23
at Illinois+	12/11/2019	L, 71-62	1-1	7-11	1-4	1-1	1-6	7	2	16	0	2	1	1	31
#10/13 OREGON	12/14/2019	L, 71-70^	1-1	1-3	0-0	2-2	0-4	4	2	4	0	0	1	0	24
PRESBYTERIAN	12/21/2019	W, 86-44	1-1	6-9	0-1	3-5	3-4	7	0	15	0	0	2	0	20
UMASS LOWELL	12/29/2019	W, 86-60	1-1	11-14	0-0	3-4	3-5	8	1	25	0	1	0	0	25
at #14/16 MSU+	1/5/2020	L, 87-69	1-1	6-12	1-3	2-4	2-3	5	5	15	0	3	2	1	25
PURDUE+	1/9/2020	W, 84-78#	1-1	6-13	1-4	5-7	3-6	9	3	18	0	1	4	1	39
at Minnesota+	1/12/2020	L, 75-67	1-1	3-8	1-2	2-2	2-2	4	4	9	3	1	1	0	31
at RV/24 Iowa+	1/17/2020	L, 90-83	1-1	5-8	2-4	2-2	1-1	2	4	14	7	0	2	4	33
PENN STATE+	1/22/2020	L, 72-63	1-1	4-10	0-4	1-2	2-9	11	4	9	0	2	1	2	31
#21/22 ILLINOIS+	1/25/2020	L, 64-62	1-1	4-14	1-6	3-4	2-3	5	4	12	0	0	1	0	29
at Nebraska+	1/28/2020	W, 79-68	1-1	4-7	0-0	1-2	2-6	8	3	9	3	1	2	2	32
vs. #25/25 Rutgers	2/1/2020	W, 69-63	1-1	4-8	1-2	4-5	0-7	7	3	13	1	3	2	0	28
OHIO STATE+	2/4/2020	L, 61-58	1-1	1-7	0-3	1-2	1-5	6	1	3	1	2	1	1	35
#16/15 MSU+	2/8/2020	W, 77-68	1-1	2-8	0-0	3-4	5-3	8	3	7	0	1	1	0	28
at Northwestern+	2/12/2020	W, 79-54	1-1	3-14	0-1	0-0	3-5	8	1	6	2	1	0	0	25
INDIANA+	2/16/2020	W, 89-65	1-1	2-5	0-0	2-2	2-5	7	3	6	1	2	4	0	25
at Rutgers+	2/19/2020	W, 60-52	1-1	2-5	1-2	0-0	0-4	4	1	5	0	2	3	1	26
at Purdue+	2/22/2020	W, 71-63	1-1	5-13	1-3	0-1	2-3	5	2	11	4	0	1	0	26
WISCONSIN+	2/27/2020														
at Ohio State+	3/1/2020														
NEBRASKA+	3/5/2020														
at Maryland+	3/8/2019														
vs. BTT First Round	3/11/2019														
vs. BTT Second Round	3/12/2019														
vs. BTT Quarterfinal	3/13/2019														
vs. BTT Semifinal	3/14/2019														
vs. BTT Championship	3/15/2019														
vs. NCAA First Round															
vs. NCAA Second Round															
vs. NCAA Sweet 16															
vs. NCAA Elite Eight															
vs. NCAA Final Four															
vs. NCAA Championship															
^ overtime															
# double overtime															

Teske's 10-Rebound Games (18)

11	Southern Miss (11/16/2017)
10	vs. Detroit Mercy (12/16/2017)
12	Chattanooga (11/23/2018)
10	at Northwestern (12/4/2018)
11	at Illinois (1/10/2019)
11	Northwestern (1/13/2019)
12	Wisconsin (2/9/2019)
11	Michigan State (2/24/19)
10	Nebraska (2/28/2019)
10	at Maryland (3/3/2019)
10	vs. Iowa (3/15/2019)
10	vs. Michigan State (3/17/2019)
10	vs. Florida State (3/23/2019)
13	Appalachian State (11/5/2019)
12	Houston Baptist (11/22/2019)
15	vs. Gonzaga (11/29/2019)
10	at Louisville (12/3/2019)
11	Penn State (1/22/2020)

Teske's Double-Doubles (13)

10P, 11R, Southern Miss (11/16/2017)
15P, 10R, vs. Detroit Mercy (12/16/2017)
13P, 11R, at Illinois (1/1/2019)
17P, 11R, at Northwestern (1/13/2019)
17P, 12R, Wisconsin (2/9/2019)
10P, 11R, Michigan State (2/24/19)
22P, 10R, Nebraska (2/28/2019)
11P, 10R, at Maryland (3/3/2019)
12P, 10R, vs. Iowa (3/15/2019)
10P, 10R, vs. Michigan State (3/17/2019)
17P, 13R, Appalachian State (11/5/2019)
19P, 15R, vs. Gonzaga (11/29/2019)
18P, 10R at Louisville (12/3/2019)



AUSTIN DAVIS

Senior

Forward | 6-10 | 245

Onsted, Michigan | Onsted Community High School

School of Kinesiology • Movement Science Major

Born on July 8, 1998, in Adrian, Michigan

M
51

AUSTIN DAVIS | CAREER STATISTICS

Career	G	S	Min	Avg	FG	FGA	FG%	3FG	3FGA	3FG%	FT	FTA	FT%	Off	Def	Reb	Avg	Foul	DQ	Ast	Avg	TO	Blk	Stl	Pts	Avg	W	L
2016-17 (RS)	0	0	0	0.0	0	0	.000	0	0	.000	0	0	.000	0	0	0	0.0	0	0	0	0.0	0	0	0	0	0.0	26	12
2017-18	16	0	50	3.1	9	14	.643	0	0	.000	1	3	.333	7	15	22	1.4	15	1	0	0.0	3	6	1	19	1.2	33	8
2018-19	25	0	93	3.7	12	19	.632	0	0	.000	1	3	.333	7	12	19	0.8	17	0	3	0.1	5	1	1	25	1.0	30	7
2019-20	20	0	211	10.6	43	61	.705	0	0	.000	12	22	.545	22	33	55	2.8	36	0	1	0.1	13	5	5	98	4.9	18	9
Totals	61	0	354	5.8	64	94	.681	0	0	.000	14	28	.500	36	60	96	1.6	68	1	4	0.1	21	12	7	142	2.3	107	36

Who is Austin Davis...

- Sees minutes backing up Jon Teske & Colin Castleton
- Strong, physical down-low player
- Aggressive rebounder
- Grew up in nearby Onsted, Michigan, which has a population of less than 1,000
- Became just the 14th player from Lenawee County to play Division I basketball
- Has 7-2 wing span and wears a size 18 shoe
- Avid outdoorsman and hunter; built his own deer blind on grandparents property

Michigan Career & Honors

- Academic All-Big Ten (2018, '19)
- Michigan Academic Achievement (2018, '19)
- U-M's Jordan Morgan/Bodnar Brothers Award for Academic Achievement (2019)
- Helped U-M set the program record for single season victories with 33 (33-8, 2017-18; backed that up with a second straight 30 win season in 2018-19 (30-7)
- Helped U-M win two straight Big Ten Tournament titles (2017, '18)
- Following a well-documented plane crash, U-M won four games in four days at the Verizon Center (Washington, D.C.) to win first conference tournament title in 19 years; In 2018 at Madison Square Garden, helped U-M repeat as tournament champions again winning four games in four days and becoming just the third Big Ten team to win back-to-back titles.
- Helped U-M to three straight NCAA Sweet 16 appearances (2017, '18, '19)
- In 2018, guided U-M to the No. 3 seed (West) and to the second Final Four and national title game in six years

Senior (2019-20)

- Appeared in 20 games off the bench
- Is 21-for-26 from the floor in his last five appearances, shooting 80.7 percent this season
- Scored a career-best 11 points for his first double-digit scoring effort against Ohio State
- Played a career-best 17 minutes against Presbyterian, chipping in a team-high eight rebounds and scoring seven points, while blocking three shots.
- Came in for 10 minutes off the bench and contributed eight points and three rebounds against Iowa
- Played seven minutes against Houston Baptist, posting four points, three rebounds
- Played seven minutes vs. Iowa State, posting two points, two rebounds

Junior (2018-19)

- Played in 25 games, all off the bench, averaging 3.7 minutes
- Scored a career-high six points against Chattanooga (Nov. 23), going 3-for-4
- Shot 63.2 percent from the field (12-for-19)
- Grabbed 19 rebounds (seven offensive, 12 defensive)
- Recorded his first career assist against Penn State (Jan. 3)

Sophomore (2017-18)

- Played in 16 games, all off the bench, averaging 3.1 minutes
- Made his collegiate debut playing the final two minutes against North Florida (Nov. 11), scoring three points and grabbing a rebound
- Scored a season-high four points, three times: vs. Chaminade (Nov. 21) at Maui Invitational, vs. Detroit-Mercy (Dec. 16) at Little Caesars Arena and Alabama A&M (Dec. 21)
- Grabbed 22 rebounds (seven offensive, 15 defensive)
- Grabbed a career-high five rebounds, twice -- vs. Chaminade and Alabama A&M
- Had six blocks, including a career-best two at North Carolina (Nov. 29) in the ACC/Big Ten Challenge

Freshman (2016-17)


- Redshirted his freshman season and was a valuable member of the scout team in practice

AUSTIN DAVIS | CAREER BESTS

U-M Career	2019-20 Season
PTS: 11, vs. Ohio State (2/4/20)	11, vs. Ohio State (2/4/20)
FG: 4 (5x), last: vs. Indiana (2/16/20)	4 (5x), last: vs. Indiana (2/16/20)
FGA: 7, at Michigan State (1/5/20)	7, at Michigan State (1/5/20)
3FG: none	none
3FGA: none	none
FT: 3 (2x), last: vs. Ohio State (2/4/20)	3 (2x), last: vs. Ohio State (2/4/20)
FTA: 4, Presbyterian (12/21/19)	4, Presbyterian (12/21/19)
REB: 8, Presbyterian (12/21/19)	8, Presbyterian (12/21/19)
AST: 1 (4x), last: Presbyterian (12/21/19)	1, Presbyterian (12/21/19)
BLK: 3, Presbyterian (12/21/19)	3, Presbyterian (12/21/19)
STL: 2, Penn State (1/22/20)	2, Penn State (1/22/20)
MIN: 17, Presbyterian (12/21/19)	17, Presbyterian (12/21/19)

AUSTIN DAVIS | 2019-20 GAME-BY-GAME

OPPONENT	DATE	RESULT	G-S	FG	3FG	FT	O-D	RB	PF	PTS	A	TO	B	S	MIN
APPALACHIAN STATE	11/5/2019	W, 79-71	DNP - CD												
CREIGHTON	11/12/2019	W, 79-69	DNP - CD												
ELON	11/15/2019	W, 70-50	DNP - CD												
HOUSTON BAPTIST	11/22/2019	W, 111-68	1-0	2-3	0-0	0-0	1-2	3	0	4	0	0	0	0	7
vs. Iowa State	11/27/2019	W, 83-76	1-0	1-1	0-0	0-0	1-1	2	2	2	0	1	0	0	7
vs. #6/4 North Carolina	11/28/2019	W, 73-64	DNP - CD												
vs. #8/7 Gonzaga	11/29/2019	W, 82-64	1-0	0-0	0-0	0-0	0-0	0	0	0	0	0	0	0	1
at #1/1 Louisville	12/3/2019		DNP - CD												
IOWA+	12/6/2019	W, 103-91	1-0	4-6	0-0	0-0	2-1	3	3	8	0	0	0	0	10
at Illinois+	12/11/2019	L, 71-62	DNP - CD												
#10/13 OREGON	12/14/2019	L, 71-70^	DNP - CD												
PRESBYTERIAN	12/21/2019	W, 86-44	1-0	2-2	0-0	3-4	4-4	8	1	7	1	2	3	1	17
UMASS LOWELL	12/29/2019	W, 86-60	1-0	3-4	0-0	1-1	0-3	3	1	7	0	1	0	0	13
at #14/16 MSU+	1/5/2020	L, 87-69	1-0	3-7	0-0	1-3	3-1	4	3	7	0	0	0	1	15
PURDUE+	1/9/2020	W, 84-78#	1-0	2-2	0-0	0-0	0-1	1	2	4	0	0	1	0	8
at Minnesota+	1/12/2020	L, 75-67	1-0	1-2	0-0	0-0	1-2	3	2	2	0	1	0	0	6
at RV/24 Iowa+	1/17/2020	L, 90-83	1-0	2-3	0-0	0-0	1-0	1	4	4	0	0	0	0	12
PENN STATE+	1/22/2020	L, 72-63	1-0	1-1	0-0	0-0	0-1	1	1	2	0	1	0	2	9
#21/22 ILLINOIS+	1/25/2020	L, 64-62	1-0	1-4	0-0	0-1	2-1	3	1	2	0	0	0	0	12
at Nebraska+	1/28/2020	W, 79-68	1-0	1-1	0-0	1-2	1-1	2	0	3	0	0	0	1	4
vs. #25/25 Rutgers	2/1/2020	W, 69-63	1-0	4-4	0-0	0-2	1-2	3	2	8	0	0	0	0	12
OHIO STATE+	2/4/2020	L, 61-58	1-0	4-4	0-0	3-3	2-1	3	2	11	0	2	1	0	14
#16/15 MSU+	2/8/2020	W, 77-68	1-0	2-3	0-0	0-0	0-2	2	1	4	0	0	0	0	11
at Northwestern+	2/12/2020	W, 79-54	1-0	4-4	0-0	1-2	0-4	4	3	9	0	2	0	0	12
INDIANA+	2/16/2020	W, 89-65	1-0	4-6	0-2	1-2	2-3	5	2	9	0	2	0	0	13
at Rutgers+	2/19/2020	W, 60-52	1-0	1-1	0-0	0-0	1-1	2	2	2	0	1	0	0	14
at Purdue+	2/22/2020	W, 71-63	1-0	1-3	0-0	1-2	0-2	2	4	3	0	0	0	0	14
WISCONSIN+	2/27/2020														
at Ohio State+	3/1/2020														
NEBRASKA+	3/5/2020														
at Maryland+	3/8/2019														
vs. BTT First Round	3/11/2019														
vs. BTT Second Round	3/12/2019														
vs. BTT Quarterfinal	3/13/2019														
vs. BTT Semifinal	3/14/2019														
vs. BTT Championship	3/15/2019														
vs. NCAA First Round															
vs. NCAA Second Round															
vs. NCAA Sweet 16															
vs. NCAA Elite Eight															
vs. NCAA Final Four															
vs. NCAA Championship															
^ overtime															
# double overtime															



ISAIAH LIVERS


Junior

Forward | 6-7 | 230

Kalamazoo, Michigan | Kalamazoo Central High School

College of Literature, Science & the Arts | General Studies major

Born on July 28, 1998 in Kalamazoo, Michigan



ISAIAH LIVERS | CAREER STATISTICS

Career	G	S	Min	Avg	FG	FGA	FG%	3FG	3FGA	3FG%	FT	FTA	FT%	Off	Def	Reb	Avg	Foul	DQ	Ast	Avg	TO	Blk	Stl	Pts	Avg	W	L
2017-18	40	22	604	15.1	54	114	.474	21	58	.362	8	12	.667	36	57	93	2.3	44	0	16	0.4	23	11	12	137	3.4	33	8
2018-19	35	3	791	22.6	97	199	.487	52	122	.426	32	41	.780	26	111	137	3.9	61	0	25	0.7	23	19	24	278	7.9	30	7
2019-20	17	17	525	30.9	79	161	.491	35	79	.443	39	41	.951	12	52	64	3.8	37	2	17	1.0	15	12	7	232	13.6	18	9
Totals	92	42	1920	20.9	230	474	.485	108	259	.417	79	94	.840	74	220	294	3.2	142	2	58	0.6	61	42	43	647	7.0	81	24

Who is Isaiah Livers ...

- One of U-M's most versatile players playing options between the three & four spots
- Constantly looking to learn as much as he can to improve his game
- Developing rebounder and skilled shooter with long range ability
- Athletic and exciting finisher
- Dependable leader for the Wolverines
- Michigan's 2017 High School Mr. Basketball, after averaging a double-double as a junior and again as senior; first U-M player to receive honor since Manny Harris in 2007

Michigan Career & Honors

- Big Ten Sportsmanship honoree (2019)
- U-M's Sixth Man Award (2019)
- U-M's Travis Conlan Sportsmanship Award (2019)
- Helped U-M set the program record for single season victories with 33 (33-8, 2017-18; backed that up with a second straight 30 win season in 2018-19 (30-7)
- Helped U-M repeat as Big Ten Tournament champions (2018) winning four games in four days and becoming just the third Big Ten team to win back-to-back titles.
- Helped U-M make two straight NCAA Sweet 16 appearances (2018, '19)
- Helped U-M advance to 2018 Final Four and national title game; second in six years

Junior (2019-20)

- Battle 4 Atlantis All-Tournament Team
- Started 17 games, missed 10 due to injury
 - Posted back-to-back double-digit scoring games upon his return
- Averaging 13.6 points per game to lead the team
- Posted 13 double figure games, including three 20+ point games
 - 22 points, with four 3-pointers against Creighton
 - 24 points, with four 3-pointers against Houston Baptist
 - 21 points, with a career-high five 3-pointers vs. Gonzaga
- Returned against MSU to score 14 points, blocked two shots and had four rebounds
- Averaging 3.8 rebounds per game
- Shooting a 49.1 percent from the field and 45.9 percent on 3-pointers
- Ranks second on U-M with 35 3-pointers
- Shooting 95.1 percent on free throws
 - Went 7-for-7 at Northwestern
 - Went 8-for-8 at Purdue for a career-best

Sophomore (2018-19)

- Played in 35 games; started three games before transitioning to U-M's Sixth Man
- Missed two games due to back spasms
- In first start against Nebraska (Feb. 28), recorded first career double-double with 12 points and 10 rebounds
- Averaged 7.9 points per game; posting 11 double figure games, including a season-high 21 points against Minnesota (March 16) going 8-for-10 on FGs and 4-for-6 on 3FGs
- Averaged 3.9 rebounds per game; grabbed a career-high 10 rebounds, twice: Holy Cross (Nov. 10) and Nebraska (Feb. 28)
- Third on team with 52 3-pointers, shooting a team-best 42.6 percent from deep
- Made a career-best four 3-pointers, twice: South Carolina (Dec. 8) and vs. Minnesota (March 16)
- Posted 25 assists, 24 steals and 19 blocks
- Averaged 22.6 minutes per game

Freshman (2017-18)

- Played in 40 games; with 22 starts
- Made collegiate debut against North Florida (Nov. 11)
- Made first collegiate start at Michigan State (Jan. 13)
- Averaged 3.4 points per game; posting three games with 10-or-more points, including a season-best 13 points at Iowa (Jan. 2) going 5-for-6 on FGs and 3-for-3 on 3FGs
- Averaged 2.3 rebounds per game; grabbed a season-best seven rebounds, twice -- UCLA (Dec. 9) and Alabama A&M (Dec. 21)
- Posted 16 assists, 12 steals and 11 blocks
- Averaged 15.1 minutes per game

ISAIAH LIVERS | CAREER BESTS

U-M Career	2019-20 Season
PTS: 24, Houston Baptist (11/22/19)	24, Houston Baptist (11/22/19)
FG: 9, Houston Baptist (11/22/19)	9, Houston Baptist (11/22/19)
FGA: 13, (2x), last: vs. North Carolina (11/28/19)	13 (2x), last: vs. North Carolina (11/28/19)
3FG: 5, No. 8 Gonzaga (11/29/19)	5, No. 8 Gonzaga (11/29/19)
FGA: 8 (2x), last: No. 8 Gonzaga (11/29/19)	8, No. 8 Gonzaga (11/29/19)
FT: 8, at Purdue (2/22/2020)	8, at Purdue (2/22/2020)
FTA: 8, at Purdue (2/22/2020)	8, at Purdue (2/22/2020)
REB: 10 (2x), last: Nebraska (2/28/19)	6 (2x), last: at Purdue (2/22/2020)
AST: 3 (7x), last: vs. Iowa (12/6/19)	3, (2x), last: vs. Iowa (12/6/19)
BLK: 2 (9x), last: at Purdue (2/22/2020)	2 (4x), last: at Purdue (2/22/2020)
STL: 3, Ohio State (1/29/19)	1 (7x), last: at Purdue (2/22/2020)
MIN: 41, vs. No. 10 Oregon (12/14/19)	41, vs. No. 10 Oregon (12/14/19)

ISAIAH LIVERS | 2019-20 GAME-BY-GAME

OPPONENT	DATE	RESULT	G-S	FG	3FG	FT	O-D	RB	PF	PTS	A	TO	B	S	MIN
APPALACHIAN STATE	11/5/2019	W, 79-71	1-1	6-11	2-5	0-0	1-1	2	4	14	1	5	0	1	31
CREIGHTON	11/12/2019	W, 79-69	1-1	8-12	4-7	2-2	2-2	4	0	22	0	1	2	0	38
ELON	11/15/2019	W, 70-50	1-1	4-10	1-3	0-0	1-4	5	0	9	1	2	0	0	34
HOUSTON BAPTIST	11/22/2019	W, 111-68	1-1	9-10	4-5	2-2	0-1	1	0	24	2	0	0	0	24
vs. Iowa State	11/27/2019	W, 83-76	1-1	5-13	3-6	4-5	0-4	4	2	17	1	2	0	1	34
vs. #6/4 North Carolina	11/28/2019	W, 73-64	1-1	5-13	2-7	0-1	0-4	4	5	12	3	1	0	1	35
vs. #8/7 Gonzaga	11/29/2019	W, 82-64	1-1	8-11	5-8	0-0	0-1	1	1	21	1	0	1	0	34
at #1/1 Louisville	12/3/2019	L, 58-43	1-1	1-9	1-4	0-0	0-5	5	2	3	1	1	2	0	38
IOWA+	12/6/2019	W, 103-91	1-1	3-7	2-4	6-6	1-5	6	5	14	3	0	1	0	32
at Illinois+	12/11/2019	L, 71-62	1-1	4-6	2-3	2-2	0-1	1	4	12	0	0	1	1	37
#10/13 OREGON	12/14/2019	L, 71-70^	1-1	5-12	3-6	0-0	1-4	5	1	13	0	2	0	0	41
PRESBYTERIAN	12/21/2019	W, 86-44	1-1	0-0	0-0	2-2	0-1	1	0	2	0	0	0	0	3
UMASS LOWELL	12/29/2019	W, 86-60													
at #14/16 MSU+	1/5/2020	L, 87-69													
PURDUE+	1/9/2020	W, 84-78#													
at Minnesota+	1/12/2020	L, 75-67													
at RV/24 Iowa+	1/17/2020	L, 90-83													
PENN STATE+	1/22/2020	L, 72-63													
#21/22 ILLINOIS+	1/25/2020	L, 64-62	1-1	2-6	1-2	2-2	1-4	5	1	7	0	0	0	0	20
at Nebraska+	1/28/2020	W, 79-68													
vs. #25/25 Rutgers	2/1/2020	W, 69-63													
OHIO STATE+	2/4/2020	L, 61-58													
#16/15 MSU+	2/8/2020	W, 77-68	1-1	5-10	2-5	2-2	2-2	4	4	14	1	1	2	1	31
at Northwestern+	2/12/2020	W, 79-54	1-1	5-11	0-5	7-7	1-4	5	2	17	2	0	1	0	30
INDIANA+	2/16/2020	W, 89-65	1-1	4-9	2-4	2-2	4-4	5	3	12	1	0	0	1	27
at Rutgers+	2/19/2020	W, 60-52													
at Purdue+	2/22/2020	W, 71-63	1-1	5-11	1-5	8-8	1-5	6	3	19	0	0	2	1	36
WISCONSIN+	2/27/2020														
at Ohio State+	3/1/2020														
NEBRASKA+	3/5/2020														
at Maryland+	3/8/2019														
vs. BTT First Round	3/11/2019														
vs. BTT Second Round	3/12/2019														
vs. BTT Quarterfinal	3/13/2019														
vs. BTT Semifinal	3/14/2019														
vs. BTT Championship	3/15/2019														
vs. NCAA First Round															
vs. NCAA Second Round															
vs. NCAA Sweet 16															
vs. NCAA Elite Eight															
vs. NCAA Final Four															
vs. NCAA Championship															
^ overtime															
# double overtime															



ELI BROOKS

Junior

Guard | 6-1 | 185

Spring Grove, Pennsylvania | Spring Grove Senior High School

College of Literature, Science & the Arts | undecided major

Born on October 14, 1998 in Sumter, South Carolina

M
55

ELI BROOKS | CAREER STATISTICS

Career	G	S	Min	Avg	FG	FGA	FG%	3FG	3FGA	3FG%	FT	FTA	FT%	Off	Def	Reb	Avg	Foul	DQ	Ast	Avg	TO	Blk	Stl	Pts	Avg	W	L
2017-18	31	12	311	10.0	19	63	.302	10	41	.244	8	13	.615	9	24	33	1.1	16	0	30	1.0	13	3	12	56	1.8	33	8
2018-19	37	0	476	12.9	37	98	.378	14	48	.292	3	4	.750	2	44	46	1.2	22	0	40	1.1	17	3	11	91	2.5	30	7
2019-20	27	27	872	32.3	108	264	.409	49	133	.368	33	46	.717	15	85	100	3.7	31	0	55	2.0	37	5	23	298	11.0	18	9
Totals	95	39	1659	17.5	164	425	.386	73	222	.329	44	63	.698	26	153	179	1.9	69	0	125	1.3	67	11	46	445	4.7	81	24

Who is Eli Brooks ...

- Quick and aggressive on U-M's break
- Skilled shooter, especially from long range
- Developing into a strong defender
- Strong basketball IQ and will direct plays even without ball
- Spring Grove High School's all-time leading scorer (over 2,400 career points)
- Played for father, James, at Spring Grove HS, helping the team reach the State Class 4A playoffs for first time ever in 2016

Michigan Career & Honors

- Helped U-M set the program record for single season victories with 33 (33-8, 2017-18; backed that up with a second straight 30 win season in 2018-19 (30-7)
- Helped U-M repeat as Big Ten Tournament champions (2018) winning four games in four days and becoming just the third Big Ten team to win back-to-back titles.
- Helped U-M make two straight NCAA Sweet 16 appearances (2018, '19)
- Helped U-M advance to 2018 Final Four and national title game; second in six years

Junior (2019-20)

- Started all 27 games
- Averaging 11.0 points per game
- Posted first career double-figure, & first 20-plus point game, against Appalachian State (Nov. 5), with a career-best 24 points -- going 7-for-11 from the field, with five 3-pointers
- Posted a second 20+ points game, tying his career-best with 24 points vs. North Carolina (Battle 4 Atlantis) going 9-for-14 from the field, with four 3-pointers
- Leads U-M with 48 3-pointers and shooting 38.4 percent
- Averaging 2.0 assists per game
 - Dished a career-best seven assists against Houston Baptist
- Averaging 3.7 rebounds per game
 - Pulled down a career-best nine boards at Nebraska and against Michigan State

Sophomore (2018-19)

- One of five players to play in all 37 game; all off the bench
- Averaged 2.5 points per game, posting nine game of 5+ points, with a season-high nine points against Chattanooga (Nov. 23)
- Grabbed a career-best six rebounds vs. Minnesota (March 16) in the B1G Tournament
- Fourth on the team with 40 assists (1.2 apg)
- Dished a season-best four assists, twice: Norfolk State (Nov. 6) and Air Force (Dec. 22)
- Averaged 12.2 minutes per game

Freshman (2017-18)


- Played in 31 games, with 12 starts
- Made collegiate debut against North Florida (Nov. 11) and first collegiate start vs. Chaminade (Nov. 21) at the Maui Invitational
- Scored a season-high eight points, twice: UC Riverside (Nov. 26) and at Ohio State (Dec. 4)
- Made two free throws with 11 seconds left against UCLA (Dec. 9) to help seal a 15-point comeback and eventual overtime win
- Grabbed a season-best four rebounds against UC Riverside
- Averaged 1.1 rebounds per game with 24 of his 33 total on the defensive end
- Dished 30 assists (1.0) and had 12 steals
- Averaged 10.0 minutes per game

ELI BROOKS | CAREER BESTS

U-M Career	2019-20 Season
PTS: 25, at Iowa (1/17/20)	25, at Iowa (1/17/20)
FG: 9 (2x), last: at Iowa (1/17/20)	9 (2x), last: at Iowa (1/17/20)
FGA: 17, at Iowa (1/17/20)	17, at Iowa (1/17/20)
3FG: 5 (2x), last: at Iowa (1/17/20)	5 (2x), last: at Iowa (1/17/20)
3FGA: 11 (2x), last: at Iowa (1/17/20)	11 (2x), last: at Iowa (1/17/20)
FT: 5 (2x), last: Michigan State (2/8/20)	5 (2x), last: vs. Michigan State (2/8/20)
FTA: 6 (3x), last: Michigan State (2/8/20)	6 (3x), last: vs. Michigan State (2/8/20)
REB: 9 (2x), last: Michigan State (2/8/20)	9 (2x), last: Michigan State (2/8/20)
AST: 7, Houston Baptist (11/22/19)	7, Houston Baptist (11/22/19)
BLK: 1 (11x), last: vs. Rutgers (2/1/20)	1 (5x), last: vs. Rutgers (2/1/20)
STL: 3 (2x), last: Purdue (1/9/20)	3 (2x), last: Purdue (1/9/20)
MIN: 43, Purdue (1/9/20)	43, Purdue (1/9/20)

ELI BROOKS | 2019-20 GAME-BY-GAME

OPPONENT	DATE	RESULT	G-S	FG	3FG	FT	O-D	RB	PF	PTS	A	TO	B	S	MIN
APPALACHIAN STATE	11/5/2019	W, 79-71	1-1	7-15	5-11	5-6	0-2	22	1	24	3	2	1	1	37
CREIGHTON	11/12/2019	W, 79-69	1-1	3-7	1-3	0-0	0-1	1	1	7	4	3	0	1	34
ELON	11/15/2019	W, 70-50	1-1	4-7	2-3	0-0	0-1	1	2	10	1	1	0	0	29
HOUSTON BAPTIST	11/22/2019	W, 111-68	1-1	4-12	1-2	0-0	0-1	1	2	9	7	1	0	2	24
vs. Iowa State	11/27/2019	W, 83-76	1-1	2-5	1-3	3-4	0-3	3	0	8	2	3	0	1	29
vs. #6/4 North Carolina	11/28/2019	W, 73-64	1-1	9-14	4-6	2-4	0-5	5	1	24	0	4	0	1	39
vs. #8/7 Gonzaga	11/29/2019	W, 82-64	1-1	3-10	2-4	0-0	1-4	5	2	8	2	3	0	0	35
at #1/1 Louisville	12/3/2019	L, 58-43	1-1	0-6	0-1	2-2	0-7	7	1	2	1	0	0	0	24
IOWA+	12/6/2019	W, 103-91	1-1	4-8	3-6	2-4	0-5	5	1	13	4	1	1	0	35
at Illinois+	12/11/2019	L, 71-62	1-1	6-12	0-1	0-0	2-1	3	3	12	3	2	0	0	27
#10/13 OREGON	12/14/2019	L, 71-70^	1-1	1-6	0-1	0-0	0-2	2	1	2	1	2	0	0	32
PRESBYTERIAN	12/21/2019	W, 86-44	1-1	6-11	3-5	1-2	1-2	3	0	16	2	0	0	3	26
UMASS LOWELL	12/29/2019	W, 86-60	1-1	6-12	3-7	0-0	0-2	2	2	15	3	0	0	0	30
at #14/16 MSU+	1/5/2020	L, 87-69	1-1	1-5	0-4	0-0	1-4	5	1	2	3	1	0	1	36
PURDUE+	1/9/2020	W, 84-78#	1-1	2-6	0-3	0-2	0-2	2	1	4	0	0	0	3	41
at Minnesota+	1/12/2020	L, 75-67	1-1	4-12	1-7	0-0	1-1	2	1	9	1	0	1	0	31
at RV/24 Iowa+	1/17/2020	L, 90-83	1-1	9-17	5-11	2-2	1-3	4	0	25	1	2	0	2	40
PENN STATE+	1/22/2020	L, 72-63	1-1	4-12	1-5	3-4	1-3	4	1	12	3	1	0	1	36
#21/22 ILLINOIS+	1/25/2020	L, 64-62	1-1	2-6	0-1	0-0	1-5	6	2	4	1	0	0	2	31
at Nebraska+	1/28/2020	W, 79-68	1-1	6-12	4-10	4-6	1-8	9	3	20	4	2	1	2	39
vs. #25/25 Rutgers	2/1/2020	W, 69-63	1-1	3-9	3-6	0-0	1-4	5	1	9	2	3	1	1	38
OHIO STATE+	2/4/2020	L, 61-58	1-1	3-12	2-8	0-0	0-1	1	0	8	1	2	0	0	31
#16/15 MSU+	2/8/2020	W, 77-68	1-1	2-10	2-5	5-6	1-8	9	3	11	2	2	0	0	31
at Northwestern+	2/12/2020	W, 79-54	1-1	6-13	4-8	2-2	1-4	5	1	18	1	1	0	0	32
INDIANA+	2/16/2020	W, 89-65	1-1	5-8	1-4	2-2	1-1	2	0	13	1	1	0	0	31
at Rutgers+	2/19/2020	W, 60-52	1-1	4-10	1-6	0-0	0-2	2	0	9	1	0	0	2	33
at Purdue+	2/22/2020	W, 71-63	1-1	2-7	0-2	0-0	1-3	4	0	4	1	0	0	0	21
WISCONSIN+	2/27/2020														
at Ohio State+	3/1/2020														
NEBRASKA+	3/5/2020														
at Maryland+	3/8/2019														
vs. BTT First Round	3/11/2019														
vs. BTT Second Round	3/12/2019														
vs. BTT Quarterfinal	3/13/2019														
vs. BTT Semifinal	3/14/2019														
vs. BTT Championship	3/15/2019														
vs. NCAA First Round															
vs. NCAA Second Round															
vs. NCAA Sweet 16															
vs. NCAA Elite Eight															
vs. NCAA Final Four															
vs. NCAA Championship															
^ overtime															



DAVID DEJULIUS

Sophomore

Guard | 6-0 | 190

Detroit, Michigan | East English Village High School

College of Literature, Science & the Arts | undecided major

Born on August 9, 1999 in Detroit, Michigan

M

#0

DAVID DEJULIUS | CAREER STATISTICS

Career	G	S	Min	Avg	FG	FGA	FG%	3FG	3FGA	3FG%	FT	FTA	FT%	Off	Def	Reb	Avg	Foul	DQ	Ast	Avg	TO	Blk	Stl	Pts	Avg	W	L
2018-19	25	0	96	3.8	6	30	.200	1	15	.067	1	6	.167	1	11	12	0.5	11	0	5	0.2	5	0	5	14	0.6	30	7
2019-20	27	1	573	21.2	68	163	.417	27	75	.360	29	42	.690	5	62	67	2.4	29	0	44	1.6	20	1	12	192	7.1	18	9
Totals	52	1	669	12.9	74	193	.383	28	90	.311	30	48	.625	6	73	79	1.5	40	0	49	0.9	25	1	17	206	4.0	48	16

Who is David DeJulius ...

- Strong ability to score with long-range, mid-range and driving capabilities
- Continues to absorb as much as he can from Xavier Simpson and Eli Brooks
- Strong passer -- with excellent court vision
- Dedicated worker and is always working on his game
- Driven player with strong faith
- Known to do a postgame shooting routine after every games

Sophomore (2019-20)

- Played in all 27 games, coming off the bench in 26, U-M's Sixth Man
 - Got his first career start at Nebraska
- Averaging 7.1 points per game
 - Posted four straight double figure scoring games
 - Scored a career-high 14 points vs. Iowa State
- Made a career-high four 3-pointers against Presbyterian
- Averaging 2.4 rebounds per game
 - Grabbed a career-high eight rebounds against Elon
 - Posted two games of 7+ rebounds
- Averaging 1.6 assists per game
 - Dished out a career-best seven assists at Northwestern
- Shooting 41.7 percent from the field

Freshman (2018-19)


- Played in 25 games, all off the bench, averaging 3.8 minutes
- Made his collegiate debut against Norfolk State (Nov. 6)
- Scored a season-high four points at Villanova (Nov. 14) in a national title game re-match in the Gavitt Tipoff Games (B1G vs. Big East)
- Scored his first collegiate basket on a 3-pointer
- Grabbed a season-high four boards against Nebraska (Feb. 28)
- Finished season with five assists and five steals
- Played in a career-high 17 minutes against Nebraska, his first and only double-digit minute game of season

DAVID DEJULIUS | CAREER BESTS

U-M Career	2019-20 Season
PTS: 14 (2x), last: vs. No. 10 Oregon (12/14/19)	14 (2x), last: vs. No. 10 Oregon (12/14/19)
FG: 5 (4x), last: at Iowa (1/17/20)	5 (4x), last: at Iowa (1/17/20)
FGA: 12, at Iowa (1/17/20)	12, at Iowa (1/17/20)
3FG: 4, Presbyterian (12/21/19)	4, Presbyterian (12/21/19)
3FGA: 7 (2x), last: vs. Michigan State (2/8/20)	7 (2x), last: vs. Michigan State (2/8/20)
FT: 7, vs. Purdue (1/9/20)	7, vs. Purdue (1/9/20)
FTA: 10, vs. Purdue (1/9/20)	10, vs. Purdue (1/9/20)
REB: 8, Elon (11/15/19)	8, Elon (11/15/19)
AST: 7, at Northwestern (2/12/20)	7, at Northwestern (2/12/20)
BLK: 1, at Michigan State (1/5/20)	1, at Michigan State (1/5/20)
STL: 2 (3x), last: at Purdue (2/22/2020)	2 (3x), last: at Purdue (2/22/2020)
MIN: 34, at Nebraska (1/28/20)	34, at Nebraska (1/28/20)

DAVID DEJULIUS | 2019-20 GAME-BY-GAME

OPPONENT	DATE	RESULT	G-S	FG	3FG	FT	O-D	RB	PF	PTS	A	TO	B	S	MIN
APPALACHIAN STATE	11/5/2019	W, 79-71	1-0	0-3	0-1	0-2	0-2	2	2	0	3	0	0	1	28
CREIGHTON	11/12/2019	W, 79-69	1-0	2-4	1-3	4-4	0-7	7	0	9	1	1	0	0	28
ELON	11/15/2019	W, 70-50	1-0	4-6	2-4	0-0	1-7	8	1	10	0	2	0	0	25
HOUSTON BAPTIST	11/22/2019	W, 111-68	1-0	4-9	2-4	0-1	1-3	4	0	10	2	2	0	0	18
vs. Iowa State	11/27/2019	W, 83-76	1-0	5-6	2-3	2-2	0-3	3	1	14	0	1	0	0	22
vs. #6/4 North Carolina	11/28/2019	W, 73-64	1-0	5-9	1-3	0-0	0-1	1	1	11	2	1	0	0	23
vs. #8/7 Gonzaga	11/29/2019	W, 82-64	1-0	3-5	3-5	0-2	0-1	1	1	9	1	1	0	0	22
at #1/1 Louisville	12/3/2019	L, 58-43	1-0	0-3	0-2	2-2	0-3	3	1	2	1	0	0	2	18
IOWA+	12/6/2019	W, 103-91	1-0	1-6	0-2	0-0	0-0	0	0	2	3	0	0	0	18
at Illinois+	12/11/2019	L, 71-62	1-0	3-7	0-1	1-1	0-2	2	1	7	1	0	0	1	19
#10/13 OREGON	12/14/2019	L, 71-70^	1-0	5-9	2-5	2-3	0-0	0	1	14	0	1	0	2	24
PRESBYTERIAN	12/21/2019	W, 86-44	1-0	4-8	4-7	0-0	0-1	1	0	12	0	0	0	0	23
UMASS LOWELL	12/29/2019	W, 86-60	1-0	1-5	1-3	0-0	0-1	1	2	3	1	2	0	0	22
at #14/16 MSU+	1/5/2020	L, 87-69	1-0	3-9	0-2	2-2	1-1	2	3	8	1	1	1	1	18
PURDUE+	1/9/2020	W, 84-78#	1-0	2-5	0-1	7-10	0-1	1	1	11	6	0	0	1	31
at Minnesota+	1/12/2020	L, 75-67	1-0	2-6	2-4	0-0	0-3	3	2	6	0	1	0	1	21
at RV/24 Iowa+	1/17/2020	L, 90-83	1-0	5-12	0-3	0-0	0-4	4	2	10	4	0	0	0	19
PENN STATE+	1/22/2020	L, 72-63	1-0	0-3	0-1	2-2	0-1	1	2	2	0	1	0	1	15
#21/22 ILLINOIS+	1/25/2020	L, 64-62	1-0	3-5	1-2	0-0	0-3	3	0	7	0	1	0	0	19
at Nebraska+	1/28/2020	W, 79-68	1-1	1-7	0-2	3-5	0-4	4	2	5	3	1	0	0	34
vs. #25/25 Rutgers	2/1/2020	W, 69-63	1-0	0-2	0-0	0-0	0-0	0	1	0	0	0	0	0	6
OHIO STATE+	2/4/2020	L, 61-58	1-0	2-5	1-2	0-0	0-3	3	1	5	2	1	0	0	17
#16/15 MSU+	2/8/2020	W, 77-68	1-0	4-10	2-7	0-0	0-1	1	0	10	0	1	0	0	16
at Northwestern+	2/12/2020	W, 79-54	1-0	3-6	1-2	0-0	0-6	6	1	7	7	0	0	0	21
INDIANA+	2/16/2020	W, 89-65	1-0	1-2	0-0	0-0	0-1	1	2	2	3	0	0	0	21
at Rutgers+	2/19/2020	W, 60-52	1-0	3-6	1-3	3-4	0-2	2	2	10	0	1	0	0	21
at Purdue+	2/22/2020	W, 71-63	1-0	2-5	1-3	1-2	2-1	3	0	6	3	1	0	2	24
WISCONSIN+	2/27/2020														
at Ohio State+	3/1/2020														
NEBRASKA+	3/5/2020														
at Maryland+	3/8/2019														
vs. BTT First Round	3/11/2019														
vs. BTT Second Round	3/12/2019														
vs. BTT Quarterfinal	3/13/2019														
vs. BTT Semifinal	3/14/2019														
vs. BTT Championship	3/15/2019														
vs. NCAA First Round															
vs. NCAA Second Round															
vs. NCAA Sweet 16															
vs. NCAA Elite Eight															
vs. NCAA Final Four															
vs. NCAA Championship															
^ overtime															
# double overtime															



ADRIEN NUNEZ

Sophomore
Guard | 6-6 | 205
Brooklyn, New York | St. Thomas More Prep
College of Literature, Science & the Arts | undecided major
Born on May 14, 1999 in Manhattan, New York



ADRIEN NUNEZ | CAREER STATISTICS

Career	G	S	Min	Avg	FG	FGA	FG%	3FG	3FGA	3FG%	FT	FTA	FT%	Off	Def	Reb	Avg	Foul	DQ	Ast	Avg	TO	Blk	Stl	Pts	Avg	W	L
2018-19	20	0	40	2.0	1	13	.077	1	13	.077	0	0	.000	1	4	5	0.3	4	0	0	0.0	1	0	0	3	0.2	30	7
2019-20	20	4	160	8.0	15	50	.300	11	42	.262	1	2	.500	1	1	2	0.1	15	1	2	0.1	6	0	3	42	2.1	18	9
Totals	40	4	200	5.0	16	63	.254	12	55	.218	1	2	.500	2	5	7	0.2	19	1	2	0.1	7	0	3	45	1.1	48	16

Who is Adrien Nunez ...

- Continues to adjust to the collegiate level
- Known for his long range shooting
- Did not start playing basketball until the seventh grade
- After two years at Bishop Loughlin High School, played a postgraduate year at St. Thomas More Prep, where he earned team MVP honors
- Avid food connoisseur; father owns chain of food markets in Brooklyn area

Michigan Career & Honors

- Michigan Academic Achievement (2019)

Sophomore (2019-20)

- Played in 20 games with four starts
- Averaging 2.1 points per game
- Scored a career-high eight points against Houston Baptist
- 42 of his 50 shots have come from long range

Freshman (2018-19)

- Played in 20 games, all off the bench
- Made his collegiate debut against Norfolk State (Nov. 6)
- Scored his first collegiate points making a 3-pointer at Indiana (Jan. 25)

ADRIEN NUNEZ | CAREER BESTS

U-M Career	2019-20 Season
PTS: 8, Houston Baptist (11/22/19)	8, Houston Baptist (11/22/19)
FG: 3, Houston Baptist (11/22/19)	3, Houston Baptist (11/22/19)
FGA: 11, Houston Baptist (11/22/19)	11, Houston Baptist (11/22/19)
3FG: 2 (2x), last: UMass Lowell (12/29/19)	2 (2x), last: UMass Lowell (12/29/19)
3FGA: 10, Houston Baptist (11/22/19)	10, Houston Baptist (11/22/19)
FT: 1, at Northwestern (2/12/20)	1, at Northwestern (2/12/20)
FTA: 2, at Northwestern (2/12/20)	2, at Northwestern (2/12/20)
REB: 1 (7x), last: at Northwestern (2/12/20)	1 (2x), last: at Northwestern (2/12/20)
AST: 1 (2x), last: at Nebraska (1/28/20)	1 (2x), last: at Nebraska (1/28/20)
BLK: none	
STL: 1 (3x), last: at Nebraska (1/28/20)	1 (3x), last: at Nebraska (1/28/20)
MIN: 20, Houston Baptist (11/22/19)	20, Houston Baptist (11/22/19)

ADRIEN NUNEZ | 2019-20 GAME-BY-GAME

OPPONENT	DATE	RESULT	G-S	FG	3FG	FT	O-D	RB	PF	PTS	A	TO	B	S	MIN
APPALACHIAN STATE	11/5/2019	W, 79-71	1-1	2-3	1-2	0-0	0-0	0	4	5	0	1	0	0	13
CREIGHTON	11/12/2019	W, 79-69	1-1	1-3	1-3	0-0	0-0	0	0	3	0	0	0	0	11
ELON	11/15/2019	W, 70-50	1-1	2-6	1-5	0-0	0-0	0	0	5	0	0	0	1	17
HOUSTON BAPTIST	11/22/2019	W, 111-68	1-1	3-11	2-10	0-0	0-0	0	1	8	1	0	0	0	21
vs. Iowa State	11/27/2019	W, 83-76	1-0	1-2	1-2	0-0	0-0	0	0	3	0	0	0	1	7
vs. #6/4 North Carolina	11/28/2019	W, 73-64		DNP - CD											
vs. #8/7 Gonzaga	11/29/2019	W, 82-64	1-0	0-0	0-0	0-0	0-0	0	0	0	0	0	0	0	6
at #1/1 Louisville	12/3/2019	L, 58-43	1-0	0-0	0-0	0-0	0-0	0	0	0	0	0	0	0	0+
IOWA+	12/6/2019	W, 103-91		DNP - CD											
at Illinois+	12/11/2019	L, 71-62	1-0	0-1	0-1	0-0	0-0	0	1	0	0	0	0	0	6
#10/13 OREGON	12/14/2019	L, 71-70^	1-0	0-1	0-1	0-0	0-0	0	0	0	0	1	0	0	3
PRESBYTERIAN	12/21/2019	W, 86-44	1-0	2-4	1-2	0-0	0-0	0	5	5	0	0	0	0	13
UMASS LOWELL	12/29/2019	W, 86-60	1-0	2-7	2-5	0-0	0-1	1	0	6	0	2	0	0	17
at #14/16 MSU+	1/5/2020	L, 87-69	1-0	0-0	0-0	0-0	0-0	0	0	0	0	0	0	0	2
PURDUE+	1/9/2020	W, 84-78#	1-0	0-1	0-1	0-0	0-0	0	1	0	0	1	0	0	3
at Minnesota+	1/12/2020	L, 75-67	1-0	0-0	0-0	0-0	0-0	0	0	0	0	0	0	0	4
at RV/24 Iowa+	1/17/2020	L, 90-83	1-0	1-3	1-3	0-0	0-0	0	0	3	0	0	0	0	4
PENN STATE+	1/22/2020	L, 72-63		DNP - CD											
#21/22 ILLINOIS+	1/25/2020	L, 64-62		DNP - CD											
at Nebraska+	1/28/2020	W, 79-68	1-0	1-6	1-6	0-0	0-0	0	2	3	1	1	0	1	17
vs. #25/25 Rutgers	2/1/2020	W, 69-63	1-0	0-0	0-0	0-0	0-0	0	0	0	0	0	0	0	2
OHIO STATE+	2/4/2020	L, 61-58		DNP - CD											
#16/15 MSU+	2/8/2020	W, 77-68		DNP - CD											
at Northwestern+	2/12/2020	W, 79-54	1-0	0-1	0-0	1-2	1-0	1	1	1	0	0	0	0	7
INDIANA+	2/16/2020	W, 89-65	1-0	0-0	0-0	0-0	0-0	0	0	0	0	0	0	0	2
at Rutgers+	2/19/2020	W, 60-52	1-0	0-1	0-0	0-0	0-0	0	0	0	0	0	0	0	5
at Purdue+	2/22/2020	W, 71-63		DNP - CD											
WISCONSIN+	2/27/2020														
at Ohio State+	3/1/2020														
NEBRASKA+	3/5/2020														
at Maryland+	3/8/2019														
vs. BTT First Round	3/11/2019														
vs. BTT Second Round	3/12/2019														
vs. BTT Quarterfinal	3/13/2019														
vs. BTT Semifinal	3/14/2019														
vs. BTT Championship	3/15/2019														
vs. NCAA First Round															
vs. NCAA Second Round															
vs. NCAA Sweet 16															
vs. NCAA Elite Eight															
vs. NCAA Final Four															
vs. NCAA Championship															
^ overtime															
# double overtime															



COLIN CASTLETON

Sophomore

Forward | 6-11 | 235

Daytona Beach, Florida | Father Lopez Catholic High School

College of Literature, Science & the Arts | undecided major

Born on May 25, 2000 in Pembroke Pines, Florida

M
11

COLIN CASTLETON | CAREER STATISTICS

Career	G	S	Min	Avg	FG	FGA	FG%	3FG	3FGA	3FG%	FT	FTA	FT%	Off	Def	Reb	Avg	Foul	DQ	Ast	Avg	TO	Blk	Stl	Pts	Avg	W	L
2018-19	19	0	65	3.4	9	22	.409	0	3	.000	3	9	.333	8	13	21	1.1	14	0	1	0.1	5	4	1	21	1.1	30	7
2019-20	23	0	193	8.4	27	49	.551	0	3	.000	22	27	.815	18	41	59	2.6	16	0	8	0.3	12	12	3	76	3.3	18	9
Totals	42	0	258	6.1	36	71	.507	0	6	.000	25	36	.694	26	54	80	1.9	30	0	9	0.2	17	16	4	97	2.3	48	16

Who is Colin Castleton ...

- One of U-M's most versatile big men
- Continues to adjust to the collegiate level
- Loves defensive end and will look to block shot
- Can hit the outside shot, but not afraid to play in the post
- Gained almost 30 pounds since stepping on campus and working with Jon Sanderson to build strength and add/maintain weight

Michigan Career & Honors

- Michigan Academic Achievement (2019)

Sophomore (2019-20)

- Come off the bench in 23 games
- Averaging 3.3 points per game
 - Posted two double figure scoring games
 - Scored 14 points against Houston Baptist -- going 6-for-7 from the field
- Averaging 2.6 rebounds per game
 - Grabbed eight rebounds against Elon
 - Pulled down a career-best and team-high nine rebounds against UMass Lowell
- Shooting 55.1 percent from field (27-for-49)

Freshman (2018-19)

- Played in 19 games, all off the bench
- Made his collegiate debut against Norfolk State (Nov. 6)
- Averaged 1.1 points per game
 - Scored his first collegiate points at Villanova (Nov. 14)
 - Scored 11 points against Nebraska (Feb. 28), going 5-for-7 from field
- Averaged 1.1 rebounds per game
 - Grabbed five rebounds against Chattanooga (Nov. 23)

COLIN CASTLETON | CAREER BESTS

U-M Career	2019-20 Season
PTS: 14, Houston Baptist (11/22/19)	14, Houston Baptist (11/22/19)
FG: 6, Houston Baptist (11/22/19)	6, Houston Baptist (11/22/19)
FGA: 7 (3x), vs. Iowa State (11/27/19)	7 (2x), last: vs. Iowa State (11/27/19)
3FG: none	
3FGA: 1 (6x), last: at Michigan State (1/5/20)	1 (3x), last: at Michigan State (1/5/20)
FT: 6, Presbyterian (12/21/19)	6, Presbyterian (12/21/19)
FTA: 8, Presbyterian (12/21/19)	8, Presbyterian (12/21/19)
REB: 9, UMass Lowell (12/29/19)	9, UMass Lowell (12/29/19)
AST: 3, UMass Lowell (12/29/19)	3, UMass Lowell (12/29/19)
BLK: 2, Houston Baptist (11/22/19)	2, Houston Baptist (11/22/19)
STL: 1 (2x), last: at Minnesota (1/12/20)	1 (2x), last: at Minnesota (1/12/20)
MIN: 22, Presbyterian (12/21/19)	22, Presbyterian (12/21/19)

COLIN CASTLETON | 2019-20 GAME-BY-GAME

OPPONENT	DATE	RESULT	G-S	FG	3FG	FT	O-D	RB	PF	PTS	A	TO	B	S	MIN
APPALACHIAN STATE	11/5/2019	W, 79-71	1-0	3-5	0-0	2-2	1-1	2	1	8	0	1	0	1	12
CREIGHTON	11/12/2019	W, 79-69	1-0	1-2	0-0	0-0	0-1	1	2	2	1	1	0	0	7
ELON	11/15/2019	W, 70-50	1-0	1-2	0-0	0-0	1-7	8	2	2	1	2	1	0	12
HOUSTON BAPTIST	11/22/2019	W, 111-68	1-0	6-7	0-0	2-3	2-1	3	1	14	0	0	2	1	14
vs. Iowa State	11/27/2019	W, 83-76	1-0	5-7	0-1	0-1	2-0	2	2	10	0	2	1	0	17
vs. #6/4 North Carolina	11/28/2019	W, 73-64	1-0	1-1	0-0	2-2	1-2	3	0	4	0	0	0	0	7
vs. #8/7 Gonzaga	11/29/2019	W, 82-64	1-0	0-2	0-0	0-0	0-3	3	0	0	0	1	1	0	8
at #1/1 Louisville	12/3/2019	L, 58-43	1-0	1-1	0-0	0-0	2-1	3	0	2	0	1	0	0	9
IOWA+	12/6/2019	W, 103-91	1-0	1-1	0-0	2-2	0-1	1	2	4	0	0	0	0	6
at Illinois+	12/11/2019	L, 71-62	1-0	0-0	0-0	0-0	0-1	1	2	0	0	0	0	0	9
#10/13 OREGON	12/14/2019	L, 71-70^	1-0	0-0	0-0	0-0	0-0	0	1	0	0	0	0	0	3
PRESBYTERIAN	12/21/2019	W, 86-44	1-0	0-2	0-1	6-8	3-4	7	1	6	1	0	0	0	22
UMASS LOWELL	12/29/2019	W, 86-60	1-0	2-6	0-0	0-0	3-6	9	0	4	3	1	1	0	13
at #14/16 MSU+	1/5/2020	L, 87-69	1-0	0-4	0-1	0-0	0-0	0	0	0	2	0	1	0	6
PURDUE+	1/9/2020	W, 84-78#	1-0	1-1	0-0	0-0	0-4	4	1	2	0	2	0	0	8
at Minnesota+	1/12/2020	L, 75-67	1-0	0-1	0-0	0-0	1-1	2	0	0	0	1	0	1	9
at RV/24 Iowa+	1/17/2020	L, 90-83	1-0	0-1	0-0	0-0	1-1	2	1	0	0	0	1	0	4
PENN STATE+	1/22/2020	L, 73-63	DNP - CD												
#21/22 ILLINOIS+	1/25/2020	L, 64-62	1-0	0-0	0-0	1-2	0-0	0	0	1	0	0	0	0	3
at Nebraska+	1/28/2020	W, 79-68	1-0	2-2	0-0	1-1	0-0	0	0	5	0	0	1	0	4
vs. #25/25 Rutgers	2/1/2020	W, 69-63	DNP - CD												
OHIO STATE+	2/4/2020	L, 61-58	1-0	0-1	0-0	0-0	0-1	1	0	0	0	0	1	0	5
#16/15 MSU+	2/8/2020	W, 77-68	DNP - CD												
at Northwestern+	2/12/2020	W, 79-54	1-0	2-2	0-0	1-1	0-3	3	0	5	0	0	0	0	3
INDIANA+	2/16/2020	W, 89-65	1-0	0-0	0-0	2-2	0-0	0	0	2	0	0	1	0	2
at Rutgers+	2/19/2020	W, 60-52	1-0	1-1	0-0	3-3	1-3	4	0	5	0	0	1	0	10
at Purdue+	2/22/2020	W, 71-63	DNP - CD												
WISCONSIN+	2/27/2020														
at Ohio State+	3/1/2020														
NEBRASKA+	3/5/2020														
at Maryland+	3/8/2019														
vs. BTT First Round	3/11/2019														
vs. BTT Second Round	3/12/2019														
vs. BTT Quarterfinal	3/13/2019														
vs. BTT Semifinal	3/14/2019														
vs. BTT Championship	3/15/2019														
vs. NCAA First Round															
vs. NCAA Second Round															
vs. NCAA Sweet 16															
vs. NCAA Elite Eight															
vs. NCAA Final Four															
vs. NCAA Championship															
^ overtime															
# double overtime															



BRANDON JOHNS, JR.

Sophomore

Forward | 6-8 | 235

East Lansing, Michigan | East Lansing High School

College of Literature, Science & the Arts | undecided major

Born on December 14, 1999 in Lansing, Michigan

M
23

BRANDON JOHNS, JR. | CAREER STATISTICS

Career	G	S	Min	Avg	FG	FGA	FG%	3FG	3FGA	3FG%	FT	FTA	FT%	Off	Def	Reb	Avg	Foul	DQ	Ast	Avg	TO	Blk	Stl	Pts	Avg	W	L
2018-19	28	0	117	4.2	9	18	.500	1	3	.333	3	4	.750	9	20	29	1.0	15	0	1	0.0	5	3	2	22	0.8	30	7
2019-20	26	10	515	19.8	57	114	.500	18	47	.222	32	47	.681	35	72	107	4.1	42	1	11	0.4	21	19	11	164	6.3	18	9
Totals	54	10	632	11.7	66	132	.500	19	50	.380	35	51	.686	44	92	136	2.5	57	1	12	0.2	26	22	13	186	3.4	48	16

Who is Brandon Johns, Jr. ...

- Extremely athletic player, who can score in many ways
- Continues to adjust to the collegiate level
- Good defensive motor, working to improve consistency in rebounding physicality
- One of the team comedians with his quick with and impersonations

Sophomore (2019-20)

- Come off the bench in 16 games and started 10 while Isaiah Livers was out with an injury
- Scored a career-best 20 points with four 3-pointers against Rutgers
- Contributed 19 minutes off the bench against Iowa, scoring 10 of his 12 points in the first half
- Averaging 6.5 points per game
 - Scored a career-best 20 points against Rutgers
- Averaging 4.2 rebounds per game
 - Grabbed a career-best nine rebounds against No. 10 Oregon
- Shooting 50.4 percent from the field
- Recorded five games with a career-best two blocks -- Appalachian State, Elon, vs. North Carolina, vs. No. 10 Oregon and at Iowa

Freshman (2018-19)

- Played in 28 games, all off the bench
- Made his collegiate debut against Norfolk State (Nov. 6), playing five minutes
- Shot 50.0 percent from the field (9-for-18)
- Averaged 1.0 rebounds; grabbing 29 boards (nine offensive and 20 defensive)
- Scored a career-high eight points and career-high eight rebounds against Indiana (Jan. 6), filling in for Isaiah Livers; went 4-for-5 from field with two highlight reel dunks
- Averaged 4.2 minutes per game; with four games of 10-plus minutes

BRANDON JOHNS, JR. | CAREER BESTS

U-M Career	2019-20 Season
PTS: 20, vs. Rutgers (2/1/20)	20, vs. Rutgers (2/1/20)
FG: 7, vs. Rutgers (2/1/20)	7, vs. Rutgers (2/1/20)
FGA: 13, vs. Rutgers (2/1/20)	13, vs. Rutgers (2/1/20)
3FG: 4, vs. Rutgers (2/1/20)	4, vs. Rutgers (2/1/20)
3FGA: 7, vs. Rutgers (2/1/20)	7, vs. Rutgers (2/1/20)
FT: 5 (2x), last: vs. Indiana (2/16/20)	5 (2x), last: vs. Indiana (2/16/20)
FTA: 8, vs. Indiana (2/16/20)	8, vs. Indiana (2/16/20)
REB: 9, vs. No. 10 Oregon (12/14/19)	9, vs. No. 10 Oregon (12/14/19)
AST: 2 (3x), last: vs. Rutgers (2/1/20)	2 (3x), last: vs. Rutgers (2/1/20)
BLK: 2 (6x), last: vs. Michigan State (2/8/20)	2 (6x), last: vs. Michigan State (2/8/20)
STL: 2 (2x), last: vs. Rutgers (2/1/20)	2, (2x), last: vs. Rutgers (2/1/20)
MIN: 38, vs. Rutgers (2/1/20)	38, vs. Rutgers (2/1/20)

BRANDON JOHNS, JR. | 2019-20 GAME-BY-GAME

OPPONENT	DATE	RESULT	G-S	FG	3FG	FT	O-D	RB	PF	PTS	A	T	B	S	MIN
APPALACHIAN STATE	11/5/2019	W, 79-71	1-0	2-4	0-1	1-3	3-0	3	1	5	1	1	2	1	19
CREIGHTON	11/12/2019	W, 79-69	1-0	1-2	0-1	0-0	0-1	1	1	0	2	0	0	0	16
ELON	11/15/2019	W, 70-50	1-0	2-5	0-1	1-1	0-4	4	0	5	0	0	2	0	16
HOUSTON BAPTIST	11/22/2019	W, 111-68	1-0	2-3	0-0	1-2	2-6	8	2	5	0	2	1	0	17
vs. Iowa State	11/27/2019	W, 83-76	1-0	1-3	0-1	0-0	0-5	5	1	2	0	2	0	0	10
vs. #6/4 North Carolina	11/28/2019	W, 73-64	1-0	0-1	0-0	2-2	0-3	3	1	2	0	1	2	1	13
vs. #8/7 Gonzaga	11/29/2019	W, 82-64	1-0	0-0	0-0	0-0	0-0	0	0	0	0	0	0	1	3
at #1/1 Louisville	12/3/2019	L, 58-43	1-0	1-3	0-0	0-0	2-3	5	3	2	0	1	0	0	15
IOWA+	12/6/2019	W, 103-91	1-0	4-6	2-3	2-2	5-3	8	0	12	1	0	0	0	19
at Illinois+	12/11/2019	L, 71-62	1-0	1-3	0-2	0-0	0-4	4	0	2	0	0	0	2	8
#10/13 OREGON	12/14/2019	L, 71-70^	1-0	2-6	0-0	4-6	4-5	9	0	8	2	1	2	1	22
PRESBYTERIAN	12/21/2019	W, 86-44	DNP - illness												
UMASS LOWELL	12/29/2019	W, 86-60	1-1	3-4	0-1	0-0	1-3	4	2	6	1	1	0	0	22
at #14/16 MSU+	1/5/2020	L, 87-69	1-1	4-9	1-4	3-3	0-2	2	3	12	0	3	0	1	30
PURDUE+	1/9/2020	W, 84-78#	1-1	3-10	2-6	0-0	0-1	1	3	8	1	0	0	0	26
at Minnesota+	1/12/2020	L, 75-67	1-1	1-2	1-2	2-2	0-2	2	3	5	0	0	0	0	22
at RV/24 Iowa+	1/17/2020	L, 90-83	1-1	1-3	0-2	0-0	1-4	5	5	2	2	3	2	0	28
PENN STATE+	1/22/2020	L, 72-63	1-1	6-10	1-3	1-2	5-2	7	2	14	0	1	0	0	32
#21/22 ILLINOIS+	1/25/2020	L, 64-62	1-0	0-1	0-0	0-0	1-2	3	2	0	0	0	1	0	18
at Nebraska+	1/28/2020	W, 79-68	1-1	5-6	1-1	5-7	3-4	7	2	16	1	4	1	0	37
vs. #25/25 Rutgers	2/1/2020	W, 69-63	1-1	7-13	4-7	2-5	2-5	7	1	20	2	1	1	2	38
OHIO STATE+	2/4/2020	L, 61-58	1-1	3-5	2-3	0-0	2-1	3	4	8	0	0	1	0	25
#16/15 MSU+	2/8/2020	W, 77-68	1-0	2-5	1-2	2-2	2-3	5	2	7	0	0	2	0	19
at Northwestern+	2/12/2020	W, 79-54	1-0	2-2	0-0	0-0	0-1	1	1	4	0	0	1	0	12
INDIANA+	2/16/2020	W, 89-65	1-0	3-3	3-3	5-8	1-4	5	0	14	0	0	1	1	20
at Rutgers+	2/19/2020	W, 60-52	1-1	0-2	0-2	1-2	0-3	3	4	1	0	0	0	0	18
at Purdue+	2/22/2020	W, 71-63	1-0	1-3	0-2	0-0	1-1	2	0	2	0	0	0	1	11
WISCONSIN+	2/27/2020														
at Ohio State+	3/1/2020														
NEBRASKA+	3/5/2020														
at Maryland+	3/8/2019														
vs. BTT First Round	3/11/2019														
vs. BTT Second Round	3/12/2019														
vs. BTT Quarterfinal	3/13/2019														
vs. BTT Semifinal	3/14/2019														
vs. BTT Championship	3/15/2019														
vs. NCAA First Round															
vs. NCAA Second Round															
vs. NCAA Sweet 16															
vs. NCAA Elite Eight															
vs. NCAA Final Four															
vs. NCAA Championship															
^ overtime															
# double overtime															



C.J. BAIRD

Junior

Forward | 6-5 | 225

Novi, Michigan | Detroit Catholic Central

Stephen M. Ross School of Business | Business Administration major

Born on January 3, 1999 in Royal Oak, Michigan

M

24

C.J. BAIRD | CAREER STATISTICS

Career	G	S	Min	Avg	FG	FGA	FG%	3FG	3FGA	3FG%	FT	FTA	FT%	Off	Def	Reb	Avg	Foul	DQ	Ast	Avg	TO	Blk	Stl	Pts	Avg	W	L
2017-18	5	0	8	1.6	2	3	.667	1	2	.500	0	0	.000	0	1	1	0.2	0	0	1	0.2	1	1	0	5	1.0	33	8
2018-19	13	0	22	1.7	3	10	.300	3	8	.375	0	0	.000	1	1	2	0.2	0	0	0	0.0	1	0	0	9	0.7	30	7
2019-20	7	0	29	4.1	3	7	.429	1	4	.250	1	2	.500	0	2	2	0.3	3	0	0	0.0	1	1	0	8	1.1	18	9
Totals	25	0	59	2.4	8	20	.400	5	14	.357	1	2	.500	1	4	5	0.2	3	0	1	0.0	3	2	0	22	0.9	81	24

Who is C.J. Baird ...

- Former team manager who moved to a walk-on spot to help with scout team
- Strong outside shooter which helps with opponent preparation
- Became fan favorite after draining a bench-cheering, long distance 3-pointer against Texas A&M in 2018 NCAA Sweet 16
- Enrolled in U-M's prestigious Stephen M. Ross School of Business

Michigan Career & Honors

- Academic All-Big Ten (2019)
- Michigan Academic Achievement (2018, '19)
- Helped U-M set the program record for single season victories with 33 (33-8, 2017-18; backed that up with a second straight 30 win season in 2018-19 (30-7)
- Helped U-M repeat as Big Ten Tournament champions (2018) winning four games in four days and becoming just the third Big Ten team to win back-to-back titles.
- Helped U-M make two straight NCAA Sweet 16 appearances (2018, '19)
- Helped U-M advance to 2018 Final Four and national title game; second in six years

Junior (2019-20)

- Played in seven games off the bench
- Made his first appearance and scored on a layup against Elon
- Scored on a deep 3-pointer against Houston Baptist

Sophomore (2018-19)

- Played in 13 games, all off the bench
- Knocked down a 3-pointer in final minutes against Chattanooga (Nov. 23), Nebraska (Feb. 28) and vs. Texas Tech (March 28; NCAA)
- Grabbed a career-best-tying one rebound against Purdue (Dec. 1) and Texas Tech (March 28)

Freshman (2017-18)

- Started season as student manager before moving up to a walk-on status at the beginning of season
- Played in five games, all off the bench
- Played in first collegiate game against UC Riverside (Nov. 26); playing four minutes
- Played final three minutes against Alabama A&M (Dec. 21); scoring first career basket
- Played in final minute vs. Texas A&M (March 22) in NCAA Sweet 16; made first career 3-pointer -- U-M's 14th of the game.
- Played in final seconds against Loyola-Chicago (March 31) in the Final Four and Villanova (April 2) in the national championship game

C.J. BAIRD | CAREER BESTS

	U-M Career	2018-19 Season
PTS:	3 (5x), last: Houston Baptist (11/22/19)	3, Houston Baptist (11/22/19)
FG:	2, Elon (11/15/19)	2, Elon (11/15/19)
FGA:	2 (4x), last: Presbyterian (12/21/19)	2 (2x), last: Presbyterian (12/21/19)
3FG:	1 (5x), last: Houston Baptist (11/22/19)	1, Houston Baptist (11/22/19)
3FGA:	2 (4x), last: Presbyterian (12/21/19)	2 (2x), last: Presbyterian (12/21/19)
FT:	none	
FTA:	none	
REB:	1 (5x), last: at Nebraska (1/28/20)	1 (2x), last: at Nebraska (1/28/20)
AST:	1, UC Riverside (11/26/17)	
BLK:	1 (2x), Presbyterian (12/21/19)	1, Presbyterian (12/21/19)
STL:	none	
MIN:	10, Presbyterian (12/21/19)	10, Presbyterian (12/21/19)

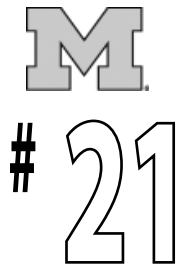
C.J. BAIRD | 2019-20 GAME-BY-GAME

OPPONENT	DATE	RESULT	G-S	FG	3FG	FT	O-D	RB	PF	PTS	A	TO	B	S	MIN
APPALACHIAN STATE	11/5/2019	W, 79-71		DNP - CD											
CREIGHTON	11/12/2019	W, 79-69		DNP - CD											
ELON	11/15/2019	W, 70-50	1-0	1-1	0-0	0-0	0-0	0	0	2	0	0	0	0	1
HOUSTON BAPTIST	11/22/2019	W, 111-68	1-0	1-2	1-2	0-0	0-0	0	0	3	0	1	0	0	5
vs. Iowa State	11/27/2019	W, 83-76		DNP - CD											
vs. #6/4 North Carolina	11/28/2019	W, 73-64		DNP - CD											
vs. #8/7 Gonzaga	11/29/2019	W, 82-64		DNP - CD											
at #1/1 Louisville	12/3/2019	L, 58-43		DNP - CD											
IOWA+	12/6/2019	W, 103-91		DNP - CD											
at Illinois+	12/11/2019	L, 71-62		DNP - CD											
#10/13 OREGON	12/14/2019	L, 71-70^		DNP - CD											
PRESBYTERIAN	12/21/2019	W, 86-44	1-0	1-3	0-2	0-0	0-1	1	3	2	0	0	1	0	10
UMASS LOWELL	12/29/2019	W, 86-60	1-0	0-0	0-0	0-0	0-0	0	0	0	0	0	0	0	4
at #14/16 MSU+	1/5/2020	L, 87-69	1-0	0-0	1-2	0-0	0	0	1	0	0	0	0	0	0+
PURDUE+	1/9/2020	W, 84-78#		DNP - CD											
at Minnesota+	1/12/2020	L, 75-67		DNP - CD											
at RV/24 Iowa+	1/17/2020	L, 90-83		DNP - CD											
PENN STATE+	1/22/2020	L, 72-63		DNP - CD											
#21/22 ILLINOIS+	1/25/2020	L, 64-62		DNP - CD											
at Nebraska+	1/28/2020	W, 79-68	1-0	0-0	0-0	0-0	0-1	1	0	0	0	0	0	0	8
vs. #25/25 Rutgers	2/1/2020	W, 69-63		DNP - CD											
OHIO STATE+	2/4/2020	L, 61-58		DNP - CD											
#16/15 MSU+	2/8/2020	W, 77-68		DNP - CD											
at Northwestern+	2/12/2020	W, 79-54		DNP - CD											
INDIANA+	2/16/2020	W, 89-65	1-0	0-1	0-0	0-0	0-0	0	0	0	0	0	0	0	1
at Rutgers+	2/19/2020	W, 60-52		DNP - CD											
at Purdue+	2/22/2020	W, 71-63		DNP - CD											
WISCONSIN+	2/27/2020														
at Ohio State+	3/1/2020														
NEBRASKA+	3/5/2020														
at Maryland+	3/8/2019														
vs. BTT First Round	3/11/2019														
vs. BTT Second Round	3/12/2019														
vs. BTT Quarterfinal	3/13/2019														
vs. BTT Semifinal	3/14/2019														
vs. BTT Championship	3/15/2019														
vs. NCAA First Round															
vs. NCAA Second Round															
vs. NCAA Sweet 16															
vs. NCAA Elite Eight															
vs. NCAA Final Four															
vs. NCAA Championship															
^ overtime															
# double overtime															



FRANZ WAGNER

Freshman
Guard | 6-9 | 205
Berlin, Germany | Alba Berlin
College of Literature, Science & the Arts | undecided major
Born on August 27, 2001 in Berlin, Germany



FRANZ WAGNER Career Statistics																												
Career	G	S	Min	Avg	FG	FGA	FG%	3FG	3FGA	3FG%	FT	FTA	FT%	Off	Def	Reb	Avg	Foul	DQ	Ast	Avg	TO	Blk	Stl	Pts	Avg	W	L
2019-20	23	23	705	30.7	90	211	.427	34	113	.301	37	46	.804	22	105	127	5.5	58	2	23	1.0	37	14	28	251	10.9	18	9
Totals	23	23	705	30.7	90	211	.427	34	113	.301	37	46	.804	22	105	127	5.5	58	2	23	1.0	37	14	28	251	10.9	18	9

Pronunciation: “vogner”


- Who is Franz Wagner ...**
- Combo guard using length, athleticism and skill to play all three perimeter positions
 - Ability to create and get to the basket
 - Continues to add overall strength and healthy weight in Camp Sanderson's program
 - Brother, Moritz, played three years with Michigan (2016-18) before leaving early for the NBA in 2019

- Freshman (2018-19)**
- Started 23 games
 - Missed first four games after recovering from wrist injury
 - Fractured right wrist on Oct. 20 practice; returned Nov. 27 (Iowa State)
 - Averaging 10.9 points per game.
 - Has two 20-point performances
 - Scored 21 points against Oregon
 - Netted a career-high 22 points at Purdue
 - Made a 3-pointer on his first collegiate shot attempt
 - Notched his first 20-point game, netting 21 against No. 10 Oregon, including four 3-pointers
 - Scored 18 points against Iowa, including making nine free throws
 - Averaging 5.5 rebounds per game
 - Has seven games with 7+ rebounds
 - Pulled down a career-high 14 boards against Ohio State
 - Had a career-best three blocks at Illinois
 - Shooting 42.7 percent from the floor

- International Career**
- In 2018-19, played on a dual contract with Alba Berlin (BBL) and SSV Lok Bernau (ProB)
 - Awarded the 2019 BBL Best Young Player Award, which goes to the league's most valuable player who is under age 22, and has German nationality.
 - Helped the Alba to a runner-up finish in the BBL, playing in 35 games with six starts
 - Averaged 12.4 minutes, 4.6 points, 1.3 rebounds and shot 52.9 percent from the field and 39.6 percent on 3-pointers; highlighted the season in Game 2 of the BBL Finals going a perfect 6-for-6 from the field for a team-best 14 points against Bayern Munich
 - Played 22 additional games with five starts with Alba Berlin in the Eurocup, averaging 2.5 points and 1.2 rebounds while shooting 46.7 percent from the field
 - Played nine games with six starts with SSV Lok Bernau, averaging 16.3 points, 4.3 rebounds, 1.5 assists and 2.0 steals, while shooting 50.0 percent from the field and 38.8 percent from long range

FRANZ WAGNER Career Bests			
U-M Career		2019-20 Season	
PTS:	22, at Purdue (2/22/2020)	22, at Purdue (2/22/2020)	
FG:	9, at Purdue (2/22/2020)	9, at Purdue (2/22/2020)	
FGA:	15 (2x), last: at Nebraska (1/28/20)	15 (2x), last: at Nebraska (1/28/20)	
3FG:	4 (2x), last: at Minnesota (1/12/20)	4 (2x), last: at Minnesota (1/12/20)	
3FGA:	9 (2x), last: at Minnesota (1/12/20)	9 (2x), last: at Minnesota (1/12/20)	
FT:	9, vs. Iowa (12/6/19)	9, vs. Iowa (12/6/19)	
FTA:	10, vs. Iowa (12/6/19)	10, vs. Iowa (12/6/19)	
REB:	14, vs. Ohio State (2/4/20)	14, vs. Ohio State (2/4/20)	
AST:	4 (2x), last: at Northwestern (2/12/20)	4 (2x), last: at Northwestern (2/12/20)	
BLK:	3, at Illinois (12/11/19)	3, at Illinois (12/11/19)	
STL:	3, at Nebraska (1/28/20)	3, at Nebraska (1/28/20)	
MIN:	45, Purdue (1/9/20)	45, Purdue (1/9/20)	

FRANZ WAGNER 2019-20 Game-By-Game																											
OPPONENT	DATE	RESULT	G-S	FG	3FG	FT	O-D	RB	PF	PTS	A	TO	B	S	MIN												
APPALACHIAN STATE	11/5/2019	W, 79-71	DNP - INJ																								
CREIGHTON	11/12/2019	W, 79-69	DNP - INJ																								
ELON	11/15/2019	W, 70-50	DNP - INJ																								
HOUSTON BAPTIST	11/22/2019	W, 111-68	DNP - INJ																								
vs. Iowa State	11/27/2019	W, 83-76	1-1	2-5	2-3	0-0	0-3	3	5	6	1	0	1	0	23												
vs. #6/4 North Carolina	11/28/2019	W, 73-64	1-1	1-6	1-5	0-0	2-3	5	3	3	3	4	0	2	33												
vs. #8/7 Gonzaga	11/29/2019	W, 82-64	1-1	4-8	0-1	2-2	0-4	4	3	10	0	1	0	2	25												
at #1/1 Louisville	12/3/2019	L, 58-43	1-1	2-6	1-5	0-0	0-4	4	0	5	0	3	1	1	30												
IOWA+	12/6/2019	W, 103-91	1-1	4-10	1-5	9-10	1-1	2	1	18	0	1	0	1	28												
at Illinois+	12/11/2019	L, 71-62	1-1	2-8	0-4	0-0	0-2	2	3	4	0	3	3	1	27												
#10/13 OREGON	12/14/2019	L, 71-70^	1-1	8-13	4-7	1-1	1-3	4	3	21	0	0	0	0	34												
PRESBYTERIAN	12/21/2019	W, 86-44	1-1	1-3	1-3	0-0	0-4	4	0	3	0	1	0	2	17												
UMASS LOWELL	12/29/2019	W, 86-60	1-1	2-4	0-1	0-0	1-2	3	3	4	0	1	0	1	17												
at #14/16 MSU+	1/5/2020	L, 87-69	1-1	2-5	2-3	4-4	3-4	7	3	10	0	0	1	1	30												
PURDUE+	1/9/2020	W, 84-78#	1-1	6-15	3-9	0-0	1-4	5	2	15	1	2	2	2	45												
at Minnesota+	1/12/2020	L, 75-67	1-1	6-14	4-9	1-2	0-4	4	4	17	1	2	0	1	36												
at RV/24 Iowa+	1/17/2020	L, 90-83	1-1	8-14	2-8	0-0	1-4	5	4	18	4	1	0	1	31												
PENN STATE+	1/22/2020	L, 72-63	1-1	1-9	1-8	3-4	0-6	6	2	6	0	1	0	2	37												
#21/22 ILLINOIS+	1/25/2020	L, 64-62	1-1	4-11	1-6	3-6	2-6	8	3	12	1	0	1	0	31												
at Nebraska+	1/28/2020	W, 79-68	1-1	8-15	1-5	1-1	3-5	8	4	18	1	6	1	3	25												
vs. #25/25 Rutgers	2/1/2020	W, 69-63	1-1	3-6	1-3	3-3	0-6	6	2	10	2	2	1	0	38												
OHIO STATE+	2/4/2020	L, 61-58	1-1	2-12	2-8	2-2	3-11	14	3	8	1	1	1	1	38												
#16/15 MSU+	2/8/2020	W, 77-68	1-1	2-5	0-2	4-5	0-7	7	2	8	1	1	1	2	33												
at Northwestern+	2/12/2020	W, 79-54	1-1	2-7	1-3	0-1	0-5	5	1	5	4	2	1	2	32												
INDIANA+	2/16/2020	W, 89-65	1-1	7-11	2-4	0-0	2-6	8	5	16	0	2	0	0	26												
at Rutgers+	2/19/2020	W, 60-52	1-1	4-11	1-6	3-3	2-6	8	0	12	0	2	0	1	36												
at Purdue+	2/22/2020	W, 71-63	1-1	9-13	3-5	1-2	0-5	5	2	22	3	1	0	2	33												
WISCONSIN+	2/27/2020																										
at Ohio State+	3/1/2020																										
NEBRASKA+	3/5/2020																										
at Maryland+	3/8/2019																										
vs. BTT First Round	3/11/2019																										
vs. BTT Second Round	3/12/2019																										
vs. BTT Quarterfinal	3/13/2019																										
vs. BTT Semifinal	3/14/2019																										
vs. BTT Championship	3/15/2019																										
vs. NCAA First Round																											
vs. NCAA Second Round																											
vs. NCAA Sweet 16																											
vs. NCAA Elite Eight																											
vs. NCAA Final Four																											
vs. NCAA Championship																											
^ overtime																											
# double overtime																											



COLE BAJEMA

Freshman

Guard | 6-7 | 175

Lynden, Wash. | Lynden Christian High School

College of Literature, Science & the Arts | undecided major

Born on December 14, 1999 in Lansing, Michigan

M
22

COLE BAJEMA | Career Statistics

Career	G	S	Min	Avg	FG	FGA	FG%	3FG	3FGA	3FG%	FT	FTA	FT%	Off	Def	Reb	Avg	Foul	DQ	Ast	Avg	TO	Blk	Stl	Pts	Avg	W	L
2019-20	9	0	35	3.9	9	12	.750	4	7	.571	2	2	1.000	0	4	4	0.4	3	0	0	0.0	2	1	2	24	2.7	18	9
Totals	9	0	35	3.9	9	12	.750	4	7	.571	2	2	1.000	0	4	4	0.4	3	0	0	0.0	2	1	2	24	2.7	18	9

Pronunciation: "badge-eh-ma"

Who is Cole Bajema ...

- Combo guard using length, athleticism and skill to play all three perimeter positions
- Known for deep shooting range, however, a willing passer and a humble leader
- Continues to add overall strength and healthy weight in Camp Sanderson's program
- Father, Shane, hails from Michigan
- Cole lived in Grand Haven from ages 2-6 and continues to be a lifelong Michigan fan
- Grew six inches from freshman to senior year
- The basketball court is quite possibly Cole's No. 1 comfort zone in life
- A notable role model for many young aspiring kids in his hometown Lynden, Washington

Freshman (2018-19)

- Played in nine games; off the bench
- Netted a career-high nine points against Presbyterian
- Scored five points against Houston Baptist
 - Made his first collegiate bucket on a driving pull-up jumper
 - Made his first collegiate 3-pointer against Presbyterian
- Grabbed career-best two rebounds against Houston Baptist
- Notched two steals and a block against UMass Lowell

Prep Career


- Associated Press Class 1A Player of the Year (2018, '19), All-State first team (2018, '19) and honorable mention (2017)
- Seattle Times All-State first team (2018, '19)
- Northwest Conference MVP (2018, '19) and All-Northwest Conference first team (2017, '18, '19)
- 1A State All-Tournament team (2017, '18, '19) and Tournament MVP (2018)
- 2019 Washington Interscholastic Basketball Coaches Association (WIBCA) All-State game; scored 35 points
- A four-year varsity player; compiling a 95-12 record overall, going 52-2 in final two seasons and posting four straight 20-plus win seasons
- Lynden Christian's all-time leading scorer (1,876 points), surpassing old record of 1,602 held by Isaac Reimer
- Guided Lynden Christian to the 2018 1A State championship; defeating Freeman (82-45); scored a team-best 21 points, going 7-for-10 from the field with three 3-pointers, while adding eight rebounds, two assists, two blocks and three steals in title game

COLE BAJEMA | Career Bests

U-M Career	2019-20 Season
PTS: 9, Presbyterian (12/21/19)	9, Presbyterian (12/21/19)
FG: 3, Presbyterian (12/21/19)	3, Presbyterian (12/21/19)
FGA: 4, Presbyterian (12/21/19)	4, Presbyterian (12/21/19)
3FG: 1 (4x), last: vs. Indiana (2/16/20)	1 (4x), last: vs. Indiana (2/16/20)
3FGA: 2 (3x), last: vs. Indiana (2/16/20)	2 (3x), last: vs. Indiana (2/16/20)
FT: 2, Presbyterian (12/21/19)	2, Presbyterian (12/21/19)
FTA: 2, Presbyterian (12/21/19)	2, Presbyterian (12/21/19)
REB: 2, Houston Baptist (11/22/19)	2, Houston Baptist (11/22/19)
AST: 1, UMass Lowell (12/29/19)	1, UMass Lowell (12/29/19)
BLK: 1, UMass Lowell (12/29/19)	1, UMass Lowell (12/29/19)
STL: 2, UMass Lowell (12/29/19)	2, UMass Lowell (12/29/19)
MIN: 13, Houston Baptist (11/22/19)	13, Houston Baptist (11/22/19)

COLE BAJEMA | 2019-20 Game-By-Game

OPPONENT	DATE	RESULT	G-S	FG	3FG	FT	O-D	RB	PF	PTS	A	TO	B	S	MIN
APPALACHIAN STATE	11/5/2019	W, 79-71		DNP - CD											
CREIGHTON	11/12/2019	W, 79-69		DNP - CD											
ELON	11/15/2019	W, 70-50	1-0	0-0	0-0	0-0	0-0	0	0	0	0	0	0	0	1
HOUSTON BAPTIST	11/22/2019	W, 111-68	1-0	2-3	1-2	0-0	0-2	2	3	5	0	1	0	0	13
vs. Iowa State	11/27/2019	W, 83-76		DNP - CD											
vs. #6/4 North Carolina	11/28/2019	W, 73-64		DNP - CD											
vs. #8/7 Gonzaga	11/29/2019	W, 82-64	1-0	1-1	0-0	0-0	0-0	0	0	2	0	0	0	0	1
at #1/1 Louisville	12/3/2019	L, 58-43	1-0	0-0	0-0	0-0	0-0	0	0	0	0	0	0	0	0+
IOWA+	12/6/2019	W, 103-91		DNP - CD											
at Illinois+	12/11/2019	L, 71-62		DNP - CD											
#10/13 OREGON	12/14/2019	L, 71-70^		DNP - CD											
PRESBYTERIAN	12/21/2019	W, 86-44	1-0	3-4	1-2	2-2	0-1	1	0	9	0	0	0	0	11
UMASS LOWELL	12/29/2019	W, 86-60	1-0	1-1	0-0	0-0	0-0	0	0	2	0	1	1	2	4
at #14/16 MSU+	1/5/2020	L, 87-69	1-0	0-0	0-0	0-0	0-0	0	0	0	0	0	0	0	0+
PURDUE+	1/9/2020	W, 84-78#		DNP - CD											
at Minnesota+	1/12/2020	L, 75-67		DNP - CD											
at RV/24 Iowa+	1/17/2020	L, 90-83		DNP - CD											
PENN STATE+	1/22/2020	L, 72-63		DNP - CD											
#21/22 ILLINOIS+	1/25/2020	L, 64-62		DNP - CD											
at Nebraska+	1/28/2020	W, 79-68		DNP - CD											
vs. #25/25 Rutgers	2/1/2020	W, 69-63		DNP - CD											
OHIO STATE+	2/4/2020	L, 61-58		DNP - CD											
#16/15 MSU+	2/8/2020	W, 77-68		DNP - CD											
at Northwestern+	2/12/2020	W, 79-54	1-0	1-1	1-1	0-0	0-0	0	0	3	0	0	0	0	3
INDIANA+	2/16/2020	W, 89-65	1-0	1-2	1-2	0-0	0-1	1	0	3	0	0	0	0	2
at Rutgers+	2/19/2020			DNP - CD											
at Purdue+	2/22/2020	W, 71-63		DNP - CD											
WISCONSIN+	2/27/2020														
at Ohio State+	3/1/2020														
NEBRASKA+	3/5/2020														
at Maryland+	3/8/2019														
vs. BTT First Round	3/11/2019														
vs. BTT Second Round	3/12/2019														
vs. BTT Quarterfinal	3/13/2019														
vs. BTT Semifinal	3/14/2019														
vs. BTT Championship	3/15/2019														
vs. NCAA First Round															
vs. NCAA Second Round															
vs. NCAA Sweet 16															
vs. NCAA Elite Eight															
vs. NCAA Final Four															
vs. NCAA Championship															
^ overtime															
# double overtime															



RICO OZUNA-HARRISON

Junior

Guard | 5-11 | 175

Detroit, Michigan | Cass Tech High School

College of Literature, Science and the Arts | English major

Born on September 20th, 1999 in Detroit, Mich.

M
14

RICO OZUNA-HARRISON | CAREER STATISTICS

Career	G	S	Min	Avg	FG	FGA	FG%	3FG	3FGA	3FG%	FT	FTA	FT%	Off	Def	Reb	Avg	Foul	DQ	Ast	Avg	TO	Blk	Stl	Pts	Avg	W	L
2017-18	1	0	3	3.0	0	1	.000	0	1	.000	0	0	.000	0	1	1	1.0	0	0	0	0.0	0	0	0	0	0.0	33	8
2018-19	2	0	3	1.5	0	1	.000	0	0	.000	0	0	.000	0	0	0	0.0	1	0	0	0.0	1	0	0	0	0.0	30	7
2019-20	4	0	8	2.0	1	1	1.000	0	0	.000	0	0	.000	1	0	1	0.3	0	0	2	0.5	0	0	0	2	0.5	18	9
Totals	7	0	14	2.0	1	3	.333	0	1	.000	0	0	.000	1	1	2	0.3	1	0	2	0.3	1	0	0	2	0.3	81	24

Who is Rico Ozuna-Harrison ...

- Valuable member of U-M's scout team
- Quiet personality off the court, but very aggressive and challenging in practice
- Quick and speedy guard
- Known for his defensive pressure
- Aspires to become a doctor

Michigan Career & Honors

- Academic All-Big Ten (2019)
- Michigan Academic Achievement (2018, '19)
- U-M's Jordan Morgan/Bodnar Brothers Award for Academic Achievement (2019)
- Helped U-M set the program record for single season victories with 33 (33-8, 2017-18; backed that up with a second straight 30 win season in 2018-19 (30-7)
- Helped U-M repeat as Big Ten Tournament champions (2018) winning four games in four days and becoming just the third Big Ten team to win back-to-back titles.
- Helped U-M make two straight NCAA Sweet 16 appearances (2018, '19)
- Helped U-M advance to 2018 Final Four and national title game; second in six years

Junior (2019-20)

- Saw action in four games off the bench
- Played final three minutes against Houston Baptist
 - Scored first collegiate points on a lay-up after a cross court pass from Luke Wilson

Sophomore (2018-10)

- Played in final minutes of two games
- Played two minutes against Northwestern (Jan. 13), missing 3-point attempt
- Played in final minute against Nebraska (Feb. 28)

Freshman (2017-18)


- Added to the team after walk-on tryouts; member of the scout team
- Played in one game off the bench against Alabama A&M (Dec. 21)

RICO OZUNA-HARRISON | CAREER BESTS

	U-M Career	2019-20 Season
PTS:	2, Houston Baptist (11/22/19)	2, Houston Baptist (11/22/19)
FG:	1, Houston Baptist (11/22/19)	1, Houston Baptist (11/22/19)
FGA:	1 (3x), last: Houston Baptist (11/22/19)	1, Houston Baptist (11/22/19)
3FG:	none	
3FGA:	1 (2x), last: Northwestern (1/13/19)	
FT:	none	
FTA:	none	
REB:	1 (2x), last: Presbyterian (12/21/19)	1, Presbyterian (12/21/19)
AST:	1 (2x), last: UMass Lowell (12/29/19)	1 (2x), last: UMass Lowell (12/29/19)
BLK:	none	
STL:	none	
MIN:	3 (3x), last: Presbyterian (12/21/19)	3 (2x), last: Presbyterian (12/21/19)

RICO OZUNA-HARRISON | 2019-20 GAME-BY-GAME

OPPONENT	DATE	RESULT	G-S	FG	3FG	FT	O-D	RB	PF	PTS	A	TO	B	S	MIN
APPALACHIAN STATE	11/5/2019	W, 79-71	DNP	-	CD										
CREIGHTON	11/12/2019	W, 79-69	DNP	-	CD										
ELON	11/15/2019	W, 70-50	DNP	-	CD										
HOUSTON BAPTIST	11/22/2019	W, 111-68	1-0	1-1	0-0	0-0	0-0	0	0	2	0	0	0	0	3
vs. Iowa State	11/27/2019	W, 83-76	DNP	-	CD										
vs. #6/4 North Carolina	11/28/2019	W, 73-64	DNP	-	CD										
vs. #8/7 Gonzaga	11/29/2019	W, 82-64	DNP	-	CD										
at #1/1 Louisville	12/3/2019	L, 58-43	DNP	-	CD										
IOWA+	12/6/2019	W, 103-91	DNP	-	CD										
at Illinois+	12/11/2019	L, 71-62	DNP	-	CD										
#10/13 OREGON	12/14/2019	L, 71-70^	DNP	-	CD										
PRESBYTERIAN	12/21/2019	W, 86-44	1-0	0-0	0-0	0-0	1-0	1	0	0	1	0	0	0	3
UMASS LOWELL	12/29/2019	W, 86-60	1-0	0-0	0-0	0-0	0-0	0	0	0	1	0	0	0	2
at #14/16 MSU+	1/5/2020	L, 87-69	1-0	0-0	0-0	0-0	0-0	0	0	0	0	0	0	0	0+
PURDUE+	1/9/2020	W, 84-78#	DNP	-	CD										
at Minnesota+	1/12/2020	L, 75-67	DNP	-	CD										
at RV/24 Iowa+	1/17/2020	L, 90-83	DNP	-	CD										
PENN STATE+	1/22/2020	L, 72-63	DNP	-	CD										
#21/22 ILLINOIS+	1/25/2020	L, 64-62	DNP	-	CD										
at Nebraska+	1/28/2020	W, 79-68	DNP	-	CD										
vs. #25/25 Rutgers	2/1/2020	W, 69-63	DNP	-	CD										
OHIO STATE+	2/4/2020	L, 61-58	DNP	-	CD										
#16/15 MSU+	2/8/2020	W, 77-68	DNP	-	CD										
at Northwestern+	2/12/2020	W, 79-54	DNP	-	CD										
INDIANA+	2/16/2020	W, 89-65	DNP	-	CD										
at Rutgers+	2/19/2020	W, 60-52	DNP	-	CD										
at Purdue+	2/22/2020	W, 71-63	DNP	-	CD										
WISCONSIN+	2/27/2020														
at Ohio State+	3/1/2020														
NEBRASKA+	3/5/2020														
at Maryland+	3/8/2019														
vs. BTT First Round	3/11/2019														
vs. BTT Second Round	3/12/2019														
vs. BTT Quarterfinal	3/13/2019														
vs. BTT Semifinal	3/14/2019														
vs. BTT Championship	3/15/2019														
vs. NCAA First Round															
vs. NCAA Second Round															
vs. NCAA Sweet 16															
vs. NCAA Elite Eight															
vs. NCAA Final Four															
vs. NCAA Championship															
^ overtime															
# double overtime															



LUKE WILSON

Junior

Guard | 6-0 | 175

Boulder, Colorado | Boulder High School

School of Kinesiology | Sport Management major

Ross School of Business | Business Administration minor

Born on June 24, 1999 in Denver, Colorado

M

32

LUKE WILSON | CAREER STATISTICS

Career	G	S	Min	Avg	FG	FGA	FG%	3FG	3FGA	3FG%	FT	FTA	FT%	Off	Def	Reb	Avg	Foul	DQ	Ast	Avg	TO	Blk	Stl	Pts	Avg	W	L
2017-18	2	0	7	3.5	0	1	.000	0	1	.000	0	1	.000	0	0	0	0.0	1	0	0	0.0	1	0	0	0	0.0	33	8
2018-19	10	0	17	1.7	0	3	.000	0	2	.000	0	0	.000	1	1	2	0.2	1	0	0	0.0	2	0	0	0	0.0	30	7
2019-20	5	0	10	2.0	1	7	.143	1	5	.200	0	0	.000	0	1	1	0.2	0	0	1	0.2	0	0	0	3	0.6	18	9
Totals	17	0	34	2.0	1	11	.091	1	8	.125	0	1	.000	1	2	3	0.2	2	0	1	0.1	3	0	0	3	0.2	81	24

Who is Luke Wilson ...

- Joined the team as a preferred walk-on after growing up as a lifelong Michigan fan
- Valuable scout team player; left-handed guard, who has range
- Known for creating bench celebrations after big plays
- Instrumental in helping roommate, Jon Teske, come up with the "arrow shot" Safter he makes a 3-pointer and Wilson falls down
- Brother, Zach, graduated from Michigan in 2015 with a major in economics
- Enrolled in both School of Kinesiology and the Stephen Ross School of Business

Michigan Career & Honors

- Academic All-Big Ten (2019)
- Michigan Academic Achievement (2018, '19)
- Helped U-M set the program record for single season victories with 33 (33-8, 2017-18; backed that up with a second straight 30 win season in 2018-19 (30-7)
- Helped U-M repeat as Big Ten Tournament champions (2018) winning four games in four days and becoming just the third Big Ten team to win back-to-back titles.
- Helped U-M make two straight NCAA Sweet 16 appearances (2018, '19)
- Helped U-M advance to 2018 Final Four and national title game; second in six years

Junior (2019-20)

- Saw action in five games off the bench
- Scored his first collegiate points on a 3-pointer against UMass Lowell
- Played in final three minutes against Houston Baptist
 - Recorded first career assist

Sophomore (2018-19)

- Played in 10 games, all off the bench
- Grabbed first collegiate and career-best two rebounds against Northwestern (Jan. 13)
- Attempted three shots, two from long range

Freshman (2017-18)


- Joined the team as a preferred walk-on
- A valuable member of the U-M practice squad, which was dubbed the new "Fab Five" by former head coach John Beilein
- Played in two games, both off the bench
- Played in first collegiate game against UC Riverside (Nov. 26); playing four minutes
- Played final three minutes against Alabama A&M (Dec. 21)

LUKE WILSON | CAREER BESTS

U-M Career	2019-20 Season
PTS: 3, UMass Lowell (12/29/19)	3, UMass Lowell (12/29/19)
FG: 1, UMass Lowell (12/29/19)	1, UMass Lowell (12/29/19)
FGA: 2, Houston Baptist (11/22/19)	2, Houston Baptist (11/22/19)
3FG: 1, UMass Lowell (12/29/19)	1, UMass Lowell (12/29/19)
3FGA: 1 (4x), last: UMass Lowell (12/29/19)	1, UMass Lowell (12/29/19)
FT: none	
FTA: 1, UC Riverside (11/26/17)	
REB: 2, Northwestern (1/13/19)	
AST: 1, Houston Baptist (11/22/19)	1, Houston Baptist (11/22/19)
BLK: none	
STL: none	
MIN: 5, Presbyterian (12/21/19)	5, Presbyterian (12/21/19)

LUKE WILSON | 2019-20 GAME-BY-GAME

OPPONENT	DATE	RESULT	G-S	FG	3FG	FT	O-D	RB	PF	PTS	A	TO	B	S	MIN
APPALACHIAN STATE	11/5/2019	W, 79-71	DNP - CD												
CREIGHTON	11/12/2019	W, 79-69	DNP - CD												
ELON	11/15/2019	W, 70-50	DNP - CD												
HOUSTON BAPTIST	11/22/2019	W, 111-68	1-0	0-2	0-0	0-0	0-1	1	0	0	1	0	0	0	3
vs. Iowa State	11/27/2019	W, 83-76	DNP - CD												
vs. #6/4 North Carolina	11/28/2019	W, 73-64	DNP - CD												
vs. #8/7 Gonzaga	11/29/2019	L, 58-43	1-0	0-0	0-0	0-0	0-0	0	0	0	0	0	0	0	0+
at #1/1 Louisville	12/3/2019	L, 58-43	DNP - CD												
IOWA+	12/6/2019	W, 103-91	DNP - CD												
at Illinois+	12/11/2019	L, 71-62	DNP - CD												
#10/13 OREGON	12/14/2019	L, 71-70^	DNP - CD												
PRESBYTERIAN	12/21/2019	W, 86-44	1-0	0-3	0-3	0-0	0-0	0	0	0	0	0	0	0	5
UMASS LOWELL	12/29/2019	W, 86-60	1-0	1-1	1-1	0-0	0-0	0	0	3	0	0	0	0	2
at #14/16 MSU+	1/5/2020	L, 87-69	1-0	0-0	0-0	0-0	0-0	0	0	0	0	0	0	0	0
PURDUE+	1/9/2020	W, 84-78#	DNP - CD												
at Minnesota+	1/12/2020	L, 75-67	DNP - CD												
at RV/24 Iowa+	1/17/2020	L, 90-83	DNP - CD												
PENN STATE+	1/22/2020	L, 72-63	DNP - CD												
#21/22 ILLINOIS+	1/25/2020	L, 64-62	DNP - CD												
at Nebraska+	1/28/2020	W, 79-68	DNP - CD												
vs. #25/25 Rutgers	2/1/2020	W, 69-63	DNP - CD												
OHIO STATE+	2/4/2020	L, 61-58	DNP - CD												
#16/15 MSU+	2/8/2020	W, 77-68	DNP - CD												
at Northwestern+	2/12/2020	W, 79-54	DNP - CD												
INDIANA+	2/16/2020	W, 89-65	DNP - CD												
at Rutgers+	2/19/2020	W, 60-52	DNP - CD												
at Purdue+	2/22/2020	W, 71-63	DNP - CD												
WISCONSIN+	2/27/2020														
at Ohio State+	3/1/2020														
NEBRASKA+	3/5/2020														
at Maryland+	3/8/2019														
vs. BTT First Round	3/11/2019														
vs. BTT Second Round	3/12/2019														
vs. BTT Quarterfinal	3/13/2019														
vs. BTT Semifinal	3/14/2019														
vs. BTT Championship	3/15/2019														
vs. NCAA First Round															
vs. NCAA Second Round															
vs. NCAA Sweet 16															
vs. NCAA Elite Eight															
vs. NCAA Final Four															
vs. NCAA Championship															
^ overtime															
# double overtime															



JARON FAULDS

Junior

Forward | 6-10 | 240

Holt, Michigan | Holt High School | Columbia

College of Literature, Science & the Arts | Communication & Media major

Born on June 6, 1999 in Holt, Michigan

M

44

JARON FAULDS | CAREER STATISTICS | * began career at Columbia before transferring to U-M

Career	G	S	Min	Avg	FG	FGA	FG%	3FG	3FGA	3FG%	FT	FTA	FT%	Off	Def	Reb	Avg	Foul	DQ	Ast	Avg	TO	Blk	Stl	Pts	Avg	W	L
2017-18*	26	1	369	14.2	53	89	.596	0	0	.000	10	23	.435	33	51	84	3.2	44	1	10	0.4	21	26	8	116	4.5	8	19
2018-19 (TR)	0	0	0	0.0	0	0	.000	0	0	.000	0	0	.000	0	0	0	0.0	0	0	0	0.0	0	0	0	0	0.0	30	7
2019-20	4	0	8	2.0	1	2	.500	0	0	.000	2	2	1.000	1	6	7	1.8	0	0	0	0.0	1	0	0	4	1.0	18	9
Totals	30	1	377	12.6	54	91	.593	0	0	.000	12	25	.480	34	57	91	3.0	44	1	10	0.3	22	26	8	120	4.0	56	35

Who is Jaron Faulds ...

- Sat out the 2018-19 season due to NCAA transfer rules (Columbia)
- Preferred walk-on status with the program
- Brings strong value to the U-M Scout Team down in post
- Continues to work on overall game and improve strength with Camp Sanderson

Michigan Career & Honors

- Michigan Academic Achievement (2019)

Junior (2019-20)

- Saw action in four games off the bench
- Played in final three minutes against Houston Baptist
 - Scored first U-M points on free throws & added two rebounds

Sophomore (2018-19)

- Sat out the season due to NCAA transfer rules; valued member of scout team

Freshman (2017-18) | Columbia

- Played 26 games, with one start
- In first career start at West Point (Nov. 21), had six points, five rebounds in 18 minutes
- Averaged 4.5 points per game, with two double figure scoring games, including a career-best 17 points at Albany (Dec. 2), after going 8-for-10 from the field; followed with 12 points in the next game at Quinnipiac (Dec. 4), going 5-for-7 from the field
- Averaged 3.2 rebounds per game, with six games of five-or-more rebounds
- Grabbed a career-best seven rebounds at Boston College (Dec. 12)
- Second on Columbia with 26 blocks (1.0 per game); posted four games with three-or-more blocks, swatting a career-best four against Harvard (Feb. 2)
- Shot 59.6 percent from the field
- Averaged 14.2 minutes per game

JARON FAULDS | CAREER BESTS

College Career	2019-20 Season
PTS: 17, at Albany (12/2/17)	2 (2x), last: UMass Lowell (12/29/19)
FG: 8, at Albany (12/2/17)	1, UMass Lowell (12/29/19)
FGA: 10, at Albany (12/2/17)	1 (2x), last: UMass Lowell (12/29/19)
3FG: none	
3FGA: none	
FT: 2 (3x), last: Houston Baptist (11/22/19)	2, Houston Baptist (11/22/19)
FTA: 4 (2x), last: Navy (12/10/17)	2, Houston Baptist (11/22/19)
REB: 7, at Boston College (12/12/17)	3, Presbyterian (12/21/19)
AST: 1 (10x), last: at Dartmouth (3/2/18)	
BLK: 4, Stony Brook (12/7/17)	
STL: 1 (8x), last: at Harvard (3/3/18)	
MIN: 28, at Albany (12/2/17)	3 (2x), last: Presbyterian (12/21/19)

JARON FAULDS | 2019-20 GAME-BY-GAME

OPPONENT	DATE	RESULT	G-S	FG	3FG	FT	O-D	RB	PF	PTS	A	TO	B	S	MIN
APPALACHIAN STATE	11/5/2019	W, 79-71	DNP - CD												
CREIGHTON	11/12/2019	W, 79-69	DNP - CD												
ELON	11/15/2019	W, 70-50	DNP - CD												
HOUSTON BAPTIST	11/22/2019	W, 111-68	1-0	0-1	0-0	2-2	1-1	2	0	2	0	0	0	0	3
vs. Iowa State	11/27/2019	W, 83-76	DNP - CD												
vs. #6/4 North Carolina	11/28/2019	W, 73-64	DNP - CD												
vs. #8/7 Gonzaga	11/29/2019	W, 82-64	DNP - CD												
at #1/1 Louisville	12/3/2019	L, 58-43	DNP - CD												
IOWA+	12/6/2019	W, 103-91	DNP - CD												
at Illinois+	12/11/2019	L, 71-62	DNP - CD												
#10/13 OREGON	12/14/2019	L, 71-70 [^]	DNP - CD												
PRESBYTERIAN	12/21/2019	W, 86-44	1-0	0-0	0-0	0-0	0-3	3	0	0	0	1	0	0	3
UMASS LOWELL	12/29/2019	W, 86-60	1-0	1-1	0-0	0-0	0-1	1	0	2	0	0	0	0	2
at #14/16 MSU+	1/5/2020	L, 87-69	1-0	0-0	0-0	0-0	0-1	1	0	0	0	0	0	0	0+
PURDUE+	1/9/2020	W, 84-78#	DNP - CD												
at Minnesota+	1/12/2020	L, 75-67	DNP - CD												
at RV/24 Iowa+	1/17/2020	L, 90-83	DNP - CD												
PENN STATE+	1/22/2020	L, 72-63	DNP - CD												
#21/22 ILLINOIS+	1/25/2020	L, 64-62	DNP - CD												
at Nebraska+	1/28/2020	W, 79-68	DNP - CD												
vs. #25/25 Rutgers	2/1/2020	W, 69-63	DNP - CD												
OHIO STATE+	2/4/2020	L, 61-58	DNP - CD												
#16/15 MSU+	2/8/2020	W, 77-68	DNP - CD												
at Northwestern+	2/12/2020	W, 79-54	DNP - CD												
INDIANA+	2/16/2020	W, 89-65	DNP - CD												
at Rutgers+	2/19/2020	W, 60-52	DNP - CD												
at Purdue+	2/22/2020	W, 71-63	DNP - CD												
WISCONSIN+	2/27/2020														
at Ohio State+	3/1/2020														
NEBRASKA+	3/5/2020														
at Maryland+	3/8/2019														
vs. BTT First Round	3/11/2019														
vs. BTT Second Round	3/12/2019														
vs. BTT Quarterfinal	3/13/2019														
vs. BTT Semifinal	3/14/2019														
vs. BTT Championship	3/15/2019														
vs. NCAA First Round															
vs. NCAA Second Round															
vs. NCAA Sweet 16															
vs. NCAA Elite Eight															
vs. NCAA Final Four															
vs. NCAA Championship															
[^] overtime															
# double overtime															

Michigan Basketball: 2019-20

Overall	17-9	Big Ten	8-7
Home	10-4	Home	4-3
Road	3-5	Road	3-4
Neutral	4-0	Neutral	1-0

LEGEND: All game times are local to site | + Big Ten game

1: Gavitt Tipoff Games, Ann Arbor, Mich. (Crisler Center)

2: Bad Boy Mowers Battle 4 Atlantis, Ann Arbor, Mich. (Crisler Center)

3: Bad Boy Mowers Battle 4 Atlantis, Paradise Island, Bahamas (Imperial Arena)

4: ACC/Big Ten Challenge, Louisville, Ky. (KFC Yum! Center)

5: B1G Super Saturday, New York, N.Y. (Madison Square Garden)

Preseason			Michigan	Opponent	Michigan	Opponent	Michigan	
Date	Opponent	Result	High Scorer	High Scorer	High Rebounder	High Rebounder	High Assists	Crowd
N1	SAGINAW VALLEY STATE (Exh)	W, 82-51	I. Livers (20)	M. Belyeu (20)	E. Brooks (10)	M. Belyeu (8)	Z. Simpson (11)	12,585

Regular Season			Michigan	Opponent	Michigan	Opponent	Michigan	
Date	Opponent	Result	High Scorer	High Scorer	High Rebounder	High Rebounder	High Assists	Crowd
N5	APPALACHIAN STATE	W, 79-71	E. Brooks (24)	J. Forrest (27)	J. Teske (13)	I. Johnson (7)	Z. Simpson (6)	11,325
N12	CREIGHTON (1)	W, 79-69	I. Livers (22)	T.S. Alexander (20)	two with (7)	T.S. Alexander (8)	Z. Simpson (9)	11,398
N15	ELON (2)	W, 70-50	J. Teske (16)	M. Sheffield (22)	two with (8)	S. Wright (7)	Z. Simpson (7)	12,707
N22	HOUSTON BAPTIST	W, 111-68	I. Livers (24)	I. DuBose (16)	J. Teske (12)	I. DuBose (7)	Z. Simpson (14)	12,707
N27	vs. Iowa State (3)	W, 83-76	I. Livers (17)	T. Haliburton (25)	Z. Simpson (7)	T. Haliburton (9)	Z. Simpson (13)	1,531
N28	vs. #6/5 North Carolina (3)	W, 73-64	E. Brooks (24)	C. Anthony (22)	J. Teske (8)	G. Brooks (8)	Z. Simpson (6)	1,828
N29	vs. #8/7 Gonzaga (3)	W, 82-64	I. Livers (21)	K. Tillie (20)	J. Teske (15)	J. Ayayi (7)	Z. Simpson (13)	1,503
D3	at #1/1 Louisville (4)	L, 58-43	J. Teske (18)	J. Nwora (22)	J. Teske (10)	J. Nwora (12)	Z. Simpson (3)	21,674
D6	IOWA+	W, 103-91	F. Wagner (18)	L. Garza (44)	Johns Jr. (8)	L. Garza (8)	Z. Simpson (7)	12,707
D11	at Illinois+	L, 71-62	J. Teske (16)	K. Cockburn (19)	J. Teske (7)	K. Cockburn (10)	Z. Simpson (8)	13,277
D14	#10/13 OREGON	L, 71-70 ot	F. Wagner (21)	P. Pritchard (23)	B. Johns Jr. (9)	C. Duarte (6)	Z. Simpson (11)	12,707
D21	PRESBYTERIAN COLLEGE	W, 86-44	E. Brooks (16)	O. McCormack (10)	A. Davis (8)	C. Hightower (6)	Z. Simpson (9)	12,707
D29	UMASS LOWELL	W, 86-60	J. Teske (25)	C. Lutete (21)	C. Castleton (9)	N. Obadiah (7)	Z. Simpson (10)	12,707
J5	at #14/16 Michigan State+	L, 87-69	J. Teske (15)	C. Winston (32)	F. Wagner (7)	X. Tillman (11)	Z. Simpson (8)	14,797
J9	PURDUE+	W, 84-78 2ot	Z. Simpson (22)	T. Williams (36)	J. Teske (9)	T. Williams (20)	Z. Simpson (9)	12,707
J12	at Minnesota+	L, 75-67	Z. Simpson (19)	M. Carr (21)	Z. Simpson (6)	D. Oturu (7)	Z. Simpson (9)	10,453
J17	at RV/24 Iowa+	L, 90-83	E. Brooks (25)	L. Garza (33)	two with (5)	C. McCaffery (13)	J. Teske (7)	14,136
J22	PENN STATE+	L, 72-63	Z. Simpson (18)	L. Stevens (19)	J. Teske (11)	L. Stevens (9)	Z. Simpson (6)	12,707
J25	#21/22 ILLINOIS+	L, 64-62	Z. Simpson (17)	A. Dosunmu (27)	F. Wagner (8)	two with (7)	Z. Simpson (3)	12,707
J28	at Nebraska+	W, 79-68	E. Brooks (20)	C. Mack (19)	E. Brooks (9)	T. Thorbjarnarso (8)	E. Brooks (4)	15,868
F1	vs. #25/25 Rutgers (5)	W, 69-63	B. Johns Jr. (20)	M. Montez (17)	two with (7)	two with (8)	Z. Simpson (10)	13,127
F4	OHIO STATE+	L, 61-58	Z. Simpson (15)	K. Wesson (23)	F. Wagner (14)	K. Wesson (12)	Z. Simpson (5)	12,707
F8	#16/15 MICHIGAN STATE+	W, 77-68	Z. Simpson (16)	C. Winston (20)	E. Brooks (9)	X. Tillman (12)	Z. Simpson (8)	12,707
F12	at Northwestern+	W, 79-54	E. Brooks (18)	J. Jones (12)	J. Teske (8)	R. Young (8)	D. DeJulius (7)	6,054
F16	INDIANA+	W, 8-65	F. Wagner (16)	D. Davis (18)	F. Wagner (8)	J. Hunter (5)	Z. Simpson (11)	12,707
F19	at Rutgers+	W, 60-52	Z. Simpson (16)	G. Baker (16)	F. Wagner (8)	P. Mulcahy (6)	Z. Simpson (5)	8,000
F22	at Purdue+	W, 71-63	F. Wagner (22)	T. Williams (18)	Z. Simpson (7)	E. Boudreaux (15)	Z. Simpson (6)	14,804
F27	WISCONSIN+							
M1	at Ohio State+							
M5	NEBRASKA+							
M8	at Maryland+							

2020 Big Ten Tournament			Michigan	Opponent	Michigan	Opponent	Michigan	
Date	Opponent	Result	High Scorer	High Scorer	High Rebounder	High Rebounder	High Assists	Crowd
M11	BTT First Round							
M12	BTT Second Round							
M13	BTT Quarterfinal							
M14	BTT Semifinal							
M15	BTT Championship							

2020 NCAA Tournament			Michigan	Opponent	Michigan	Opponent	Michigan	
Date	Opponent	Result	High Scorer	High Scorer	High Rebounder	High Rebounder	High Assists	Crowd
M17-18	NCAA First Four							
M19-22	NCAA First & Second Rounds							
M26-29	NCAA Sweet 16 & Elite Eight							
A4	NCAA Final Four							
A6	NCAA Championship							

* sell out

2019-20 Overall Attendance			
Site	Games	Total	Average
Home	14	175,207	12,515
Away	9	140,737	15,637
Neutral	4	17,989	4,497
Totals	25	333,933	13,357

2019-20 Big Ten Attendance			
Site	Games	Total	Average
Home	7	88,949	12,707
Away	8	97,386	12,173
Neutral	1	13,127	13,127
Totals	16	199,462	12,466

Michigan Basketball By the Numbers	
Seasons of Men's Basketball	104th
Total Games	2687 (2517*)
Overall Record	1635-1052 (1522-995*)
20-Win Seasons	30
30-Win Seasons	5
Overtime	ALL: 115 (71-43) • OT: 94 (60-37) • 2OT: 13 (10-3) • 3OT: 4 (2-2) • 4OT: 1 (0-1)
Michigan 100-Point Games	108 (103-5)

		TP	FG-FGA	PCT.	3F-3PA	PCT.	FT-FTA	PCT.	O-D	REB	F	DQ	A	TO	BL	ST	1st	2nd	OT	PNT	TO	2ND	FB	BN
N5	MICHIGAN (W)	79	29-61	.475	9-25	.360	12-19	.632	11-23	34	18	0	15	17	6	8	46	33	0	30	18	12	14	13
	APPALACHIAN STATE	71	26-57	.456	4-13	.308	15-22	.682	8-25	33	23	0	9	19	0	9	25	46	0	34	20	10	13	19
N12	MICHIGAN (W)	79	30-53	.566	9-23	.391	10-12	.833	4-23	27	7	0	16	11	6	3	38	41	0	32	10	2	4	13
	CREIGHTON	69	31-73	.425	7-20	.350	0-2	.000	18-20	38	12	0	15	8	1	6	41	28	0	42	11	13	4	10
N15	MICHIGAN (W)	70	28-58	.483	7-23	.304	7-10	.7400	7-31	38	7	0	12	10	6	3	31	39	0	34	5	8	2	19
	ELON	50	20-59	.339	3-13	.231	7-8	.875	7-24	31	14	0	3	7	0	4	22	28	0	16	8	2	2	12
N22	MICHIGAN (W)	111	43-77	.558	14-29	.483	11-16	.688	11-35	46	12	0	29	12	4	9	63	48	0	52	29	13	15	45
	HOUSTON BAPTIST	68	26-71	.366	8-23	.348	8-13	.615	10-26	36	17	0	6	19	0	5	26	42	0	26	12	12	7	18
N27	Michigan (W)	83	30-52	.577	10-21	.476	13-18	.722	5-34	39	19	1	18	22	3	5	41	42	0	26	9	6	20	31
	vs. Iowa State	76	30-69	.435	5-21	.238	11-17	.647	7-21	28	16	0	14	9	4	15	37	39	0	38	29	4	22	7
N28	Michigan (W)	73	28-56	.500	11-26	.423	6-10	.600	6-28	34	18	2	15	16	7	7	39	34	0	32	8	2	15	17
	vs. #6/4 North Carolina	64	26-61	.426	2-13	.154	10-20	.500	11-25	36	15	0	8	11	2	4	34	40	0	24	21	14	3	12
N29	Michigan (W)	82	34-63	.540	12-23	.522	2-5	.400	7-31	38	12	0	17	11	6	5	36	46	0	34	13	6	5	11
	vs. #8/7 Gonzaga	64	26-65	.400	6-12	.500	6-13	.462	13-24	37	8	0	12	13	1	6	25	39	0	28	9	12	7	18
D3	#4/5 Michigan	43	15-58	.259	3-19	.158	10-15	.667	9-32	41	14	0	6	10	3	4	18	25	0	16	7	4	2	6
	at #1/1 Louisville (W)	58	22-60	.367	4-19	.211	10-18	.556	11-37	48	16	0	8	8	4	6	28	30	0	22	9	12	7	11
D6	#4/5 MICHIGAN (W)	103	32-58	.552	10-24	.417	29-34	.853	12-16	38	19	0	21	9	6	4	50	53	0	38	6	13	10	26
	IOWA+	91	36-74	.486	3-15	.200	18-24	.750	15-15	30	22	0	13	7	0	1	38	53	0	56	10	26	4	14
D11	#5/7 Michigan	62	27-62	.435	3-18	.167	5-6	.833	6-22	28	18	0	12	8	5	6	28	34	0	26	5	0	8	9
	at Illinois+ (W)	71	28-61	.459	1-11	.091	14-20	.700	15-29	44	10	0	6	13	6	5	30	41	0	44	7	16	6	18
D14	#5/7 MICHIGAN	70	25-61	.410	9-21	.429	11-14	.786	10-22	32	12	0	14	11	3	4	23	40	7	24	10	10	9	22

2019-20 Player Game-By-Game

		DEJULIUS (#0)	LIVERS (#2)	SIMPSON (#3)	NUNEZ (#5)	CASTLETON (#11)	OZUNA-HARRISON (#14)	TESKE (#15)
N5	APPALACHIAN STATE	0-2-3	14-2-1	6-8-6	5-0-0	8-2-0	DNP - CD	17-13-1
N12	CREIGHTON (1)	9-7-1	22-4-0	17-3-9	3-0-0	2-1-1	DNP - CD	17-7-1
N15	ELON (2)	10-8-0	9-5-1	11-2-7	5-0-0	2-8-1	DNP - CD	16-7-2
N22	HOUSTON BAPTIST	10-4-2	24-1-2	22-5-14	8-0-1	14-3-0	2-0-0	3-12-2
N27	vs. Iowa State (3)	14-3-0	17-4-1	10-7-13	3-0-0	10-2-0	DNP - CD	11-6-1
N28	vs. #6/4 North Carolina (3)	11-1-2	12-4-3	7-2-6	DNP - CD	4-3-0	DNP - CD	10-8-1
N29	vs. #8/7 Gonzaga (3)	9-1-1	21-1-1	13-6-13	0-0-0	0-0-0	DNP - CD	19-15-0
D3	at #1/1 Louisville (4)	2-3-1	3-5-1	9-1-3	0-0-0	2-3-0	DNP - CD	18-10-0
D6	IOWA+	2-0-3	14-6-3	16-6-7	DNP - CD	4-1-0	DNP - CD	16-5-3
D11	at Illinois+	7-2-1	12-1-0	9-4-8	0-0-0	0-1-0	DNP - CD	16-7-0
D14	#10/13 OREGON	14-0-0	13-5-0	8-3-11	0-0-0	0-0-0	DNP - CD	4-4-0
D21	PRESBYTERIAN COLLEGE	12-1-0	2-1-0	9-5-9	5-0-0	6-7-1	0-1-1	15-7-0
D29	UMASS LOWELL	3-1-1	DNP - INJ	9-6-10	6-1-0	4-9-3	0-0-1	25-8-0
J5	at #14/16 Michigan State+	8-2-1	DNP - INJ	14-5-8	0-0-0	0-0-2	0-0-0	15-5-0
J9	PURDUE+	11-1-6	DNP - INJ	22-3-9	0-0-0	2-4-0	DNP - CD	18-9-0
J12	at Minnesota+	6-3-0	DNP - INJ	19-6-9	0-0-0	0-2-0	DNP - CD	9-4-3
J17	at #RV/24 Iowa+	10-4-4	DNP - INJ	7-1-6	3-0-0	0-2-0	DNP - CD	14-2-7
J22	PENN STATE+	2-1-0	DNP - INJ	18-6-6	DNP - CD	DNP - CD	DNP - CD	9-11-0
J25	#21/22 ILLINOIS+	7-3-0	7-5-0	17-3-3	DNP - CD	1-0-0	DNP - CD	12-5-0
J28	at Nebraska+	5-4-3	DNP - INJ	DNP - CD	3-0-1	5-0-0	DNP - CD	9-8-3
F1	vs. #25/25 Rutgers (5)	0-0-0	DNP - INJ	9-4-10	0-0-0	DNP - CD	DNP - CD	13-7-1
F4	OHIO STATE+	5-3-2	DNP - INJ	15-7-5	DNP - CD	0-1-0	DNP - CD	3-6-1
F8	#16/15 MICHIGAN STATE+	10-1-0	14-4-1	16-4-8	DNP - CD	DNP - CD	DNP - CD	7-8-0
F12	at Northwestern+	7-6-7	17-5-2	4-4-5	1-1-0	5-3-0	DNP - CD	6-8-2
F16	INDIANA+	2-1-3	12-5-1	12-1-11	0-0-0	2-0-0	DNP - CD	6-7-1
F19	at Rutgers+	10-2-0	DNP - INJ	16-6-5	0-0-0	5-4-0	DNP - CD	5-4-0
F22	at Purdue+	6-3-3	19-6-0	4-7-6	DNP - CD	DNP - CD	DNP - CD	11-5-4
F27	WISCONSIN+							
M1	at Ohio State+							
M5	NEBRASKA+							
M8	at Maryland+							
M11	vs. BTT First Round							
M12	vs. BTT Second Round							
M13	vs. BTT Quarterfinal							
M14	vs. BTT Semifinal							
M15	vs. BTT Championship							
M	vs. NCAA First Round							
M	vs. NCAA Second Round							
M	vs. NCAA Sweet 16							
M	vs. NCAA Elite Eight							
A4	vs. NCAA Final Four							
A6	vs. NCAA Championship							

		BAJEMA (#21)	WAGNER (#22)	JOHNS, JR. (#23)	BAIRD (#24)	WILSON (#32)	FAULDS (#44)	DAVIS (#51)	BROOKS (#55)
N5	APPALACHIAN STATE	DNP - CD	DNP - INJ	5-3-1	DNP - CD	DNP - CD	DNP - CD	DNP - CD	24-2-3
N12	CREIGHTON (1)	DNP - CD	DNP - INJ	2-1-0	DNP - CD	DNP - CD	DNP - CD	DNP - CD	7-1-4
N15	ELON (2)	0-0-0	DNP - INJ	5-4-0	2-0-0	DNP - CD	DNP - CD	DNP - CD	10-1-1
N22	HOUSTON BAPTIST	5-2-0	DNP - INJ	5-8-0	3-0-0	0-0-1	2-2-0	4-3-0	9-1-7
N27	vs. Iowa State (3)	DNP - CD	6-3-1	2-5-0	DNP - CD	DNP - CD	DNP - CD	2-2-0	8-3-2
N28	vs. #6/4 North Carolina (3)	DNP - CD	3-5-3	2-3-0	DNP - CD	DNP - CD	DNP - CD	DNP - CD	24-5-0
N29	vs. #8/7 Gonzaga (3)	2-0-0	10-4-0	0-0-0	DNP - CD	DDP - CD	DDP - CD	0-0-0	8-5-2
D3	at #1/1 Louisville (4)	0-0-0	5-4-0	2-5-0	DNP - CD	0-0-0	DNP - CD	DNP - CD	2-7-1
D6	IOWA+	DNP - CD	18-2-0	12-8-1	DNP - CD	DNP - CD	DNP - CD	8-3-0	13-5-4
D11	at Illinois+	DNP - CD	4-2-0	2-4-0	DNP - CD	DNP - CD	DNP - CD	DNP - CD	12-3-3
D14	#10/13 OREGON	DNP - CD	21-4-0	8-9-2	DNP - CD	DNP - CD	DNP - CD	DNP - CD	2-2-1
D21	PRESBYTERIAN COLLEGE	9-1-0	3-4-0	DNP - Illness	2-1-0	0-0-0	0-3-0	7-8-1	16-3-2
D29	UMASS LOWELL	2-0-0	4-3-0	6-4-1	0-0-0	3-0-0	2-1-0	7-3-0	15-2-3
J5	at #14/16 Michigan State+	0-0-0	10-7-0	12-2-0	0-0-0	0-0-0	0-1-0	7-4-0	2-5-3
J9	PURDUE+	DNP - CD	15-5-1	8-1-1	DNP - CD	DNP - CD	DNP - CD	4-1-0	4-2-0
J12	at Minnesota+	DNP - CD	17-4-1	5-2-0	DNP - CD	DNP - CD	DNP - CD	2-3-0	9-2-1
J17	at #RV/24 Iowa+	DNP - CD	18-5-4	2-5-2	DNP - CD	DNP - CD	DNP - CD	4-1-0	25-4-1
J22	PENN STATE+	DNP - CD	6-6-0	14-7-0	DNP - CD	DNP - CD	DNP - CD	1-1-0	12-4-3
J25	#21/22 ILLINOIS+	DNP - CD	12-8-1	0-3-0	DNP - CD	DNP - CD	DNP - CD	2-3-0	4-6-1
J28	at Nebraska+	DNP - CD	18-8-1	16-7-1	0-1-0	DNP - CD	DNP - CD	3-2-0	20-9-4
F1	vs. #25/25 Rutgers (5)	DNP - CD	10-6-2	20-7-2	DNP - CD	DNP - CD	DNP - CD	8-3-0	9-5-2
F4	OHIO STATE+	DNP - CD	8-14-1	8-3-0	DNP - CD	DNP - CD	DNP - CD	11-3-0	8-1-1
F8	#16/15 MICHIGAN STATE+	DNP - CD	8-7-1	7-5-0	DNP - CD	DNP - CD	DNP - CD	4-2-0	11-9-2
F12	at Northwestern+	3-0-0	5-5-4	4-1-0	DNP - CD	DNP - CD	DNP - CD	9-4-0	18-5-1
F16	INDIANA+	3-1-0	16-8-0	14-5-0	0-0-0	DNP - CD	DNP - CD	9-5-0	13-2-1
F19	at Rutgers+	DNP - CD	12-8-0	1-3-0	DNP - CD	DNP - CD	DNP - CD	2-2-0	9-2-1
F22	at Purdue+	DNP - CD	22-5-3	2-2-0	DNP - CD	DNP - CD	DNP - CD	3-2-0	4-4-1
F27	WISCONSIN+								
M1	at Ohio State+								
M5	NEBRASKA+								
M8	at Maryland+								
M11	vs. BTT First Round								
M12	vs. BTT Second Round								
M13	vs. BTT Quarterfinal								
M14	vs. BTT Semifinal								
M15	vs. BTT Championship								
M	vs. NCAA First Round								
M	vs. NCAA Second Round								
M	vs. NCAA Sweet 16								
M	vs. NCAA Elite Eight								
A4	vs. NCAA Final Four								
A6	vs. NCAA Championship								

Michigan Statistics: 2019-20

BY LOCATION	Overall	B1G	Howard, U-M	Howard, B1G	INSIDE THE BOX SCORE		'19-20	Howard
Overall	18 9	9 7	18 9	9 7	When Michigan leads in FG%, U-M is		W L	W L
Home (Crisler Center)	10 4	4 3	10 4	4 3	When opponent leads in FG%, U-M is		17 0	17 0
Away	4 5	4 4	4 5	4 4	When game ends tied in FG%, U-M is		1 9	1 9
Neutral	4 0	1 0	4 0	1 0			0 0	0 0
BY THE HALF	Overall	B1G	Howard, U-M	Howard, B1G				
Michigan leads at halftime	16 1	8 1	16 1	8 1	When Michigan leads in 3FG%, U-M is		15 2	15 2
Michigan trails at halftime	2 8	1 6	2 8	1 6	When opponent leads in 3FG%, U-M is		3 7	3 7
Michigan is tied at halftime	0 0	0 0	0 0	0 0	When game ends tied in 3FG%, U-M is		0 0	0 0
BY OFFENSE	Overall	B1G	Howard, U-M	Howard, B1G				
U-M scores 100-plus points	2 0	1 0	2 0	1 0	When Michigan leads in FT%, U-M is		12 6	12 6
U-M scores 90-99 points	0 0	0 0	0 0	0 0	When opponent leads in FT%, U-M is		6 3	6 3
U-M scores 80-89 points	6 1	2 1	6 1	2 1	When game ends tied in FT%, U-M is		0 0	0 0
U-M scores 70-79 points	8 1	4 0	8 1	4 0				
U-M scores 60-69 points	2 5	2 5	2 5	2 5	When Michigan leads in rebounds, U-M is		12 3	12 3
U-M scores 50-59 points	0 1	0 1	0 1	0 1	When opponent leads in rebounds, U-M is		6 5	6 5
U-M scores 40-49 points	0 1	0 0	0 1	0 0	When game ends tied in rebounds, U-M is		0 1	0 1
U-M scores 30-39 points	0 0	0 0	0 0	0 0=				
BY DEFENSE	Overall	B1G	Howard, U-M	Howard, B1G				
Opponent scores 100-plus points	0 0	0 0	0 0	0 0	When Michigan leads in assists, U-M is		16 3	16 3
Opponent scores 90-99 points	1 1	1 1	1 1	1 1	When opponent leads in assists, U-M is		2 5	2 5
Opponent scores 80-89 points	0 1	0 1	0 1	0 1	When game ends tied in assists, U-M is		0 1	0 1
Opponent scores 70-79 points	3 4	1 3	3 4	1 3				
Opponent scores 60-69 points	10 2	5 2	10 2	5 2	When Michigan leads in blocks, U-M is		14 4	14 4
Opponent scores 50-59 points	3 1	2 0	3 1	2 0	When opponent leads in blocks, U-M is		4 3	4 3
Opponent scores 40-49 points	1 0	0 0	1 0	0 0	When game ends tied in blocks, U-M is		0 2	0 2
Opponent scores 30-39 points	0 0	0 0	0 0	0 0				
BY +/- POINTS	Overall	B1G	Howard, U-M	Howard, B1G				
Games decided by 1-5	0 3	0 2	0 3	0 2	When Michigan leads in steals, U-M is		10 5	10 5
Games decided by 6-10	9 4	5 4	9 4	5 4	When opponent leads in steals, U-M is		8 2	8 2
Games decided by 11-15	2 1	2 0	2 1	2 0	When game ends tied in steals, U-M is		0 2	0 2
Games decided by more than 15	7 1	2 1	7 1	2 1				
BY PERIODS	Overall	B1G	Howard, U-M	Howard, B1G				
Regulation	17 8	8 7	17 8	8 7	When Michigan has more turnovers, U-M is		11 3	11 3
Overtime	0 1	0 0	0 1	0 0	When opponent has more turnovers, U-M is		7 5	7 5
Double Overtime	1 0	1 0	1 0	1 0	When game ends tied in turnovers, U-M is		0 1	0 1
Triple Overtime	0 0	0 0	0 0	0 0				
BY RANKINGS	Overall	B1G	Howard, U-M	Howard, B1G				
vs. ranked opponents:	4 4	2 2	4 4	2 2	When Michigan has more fouls, U-M is		4 4	4 4
vs. unranked opponents:	14 5	7 5	14 5	7 5	When opponent has more fouls, U-M is		13 4	13 4
BY JERSEY	Overall	B1G	Howard, U-M	Howard, B1G	When game ends tied in fouls, U-M is		1 1	1 1
White	10 1	5 1	10 1	5 1				
Blue	3 4	3 3	3 4	3 3	When Michigan has a player foul out, U-M is		5 2	5 2
Maize	5 4	1 3	5 4	1 3	When opponent has a player foul out, U-M is		2 1	2 1
BY MONTH	Overall	B1G	Howard, U-M	Howard, B1G	When both teams have a player foul out, U-M is		0 0	0 0
November	7 0	0 0	7 0	0 0	When neither team as a player foul out, U-M is		11 6	11 6
December	3 3	1 1	3 3	1 1				
January	2 6	2 6	2 6	2 6				
February	6 1	6 1	6 1	6 1				
March	0 0	0 0	0 0	0 0				
April	0 0	0 0	0 0	0 0				
BY TELEVISION	Overall	B1G	Howard, U-M	Howard, B1G				
When playing on BTN	6 3	3 3	6 3	3 3				
When playing on BTN+	1 0	0 0	1 0	0 0				
When playing on CBS	1 2	1 1	1 2	1 1				
When playing on truTV	0 0	0 0	0 0	0 0				
When playing on TNT	0 0	0 0	0 0	0 0				
When playing on TBS	0 0	0 0	0 0	0 0				
When playing on ESPN	4 1	1 0	4 1	1 0				
When playing on ESPN2	0 1	0 1	0 1	0 1				
When playing on ESPNU	1 0	1 0	1 0	1 0				
When playing on ESPN3	0 0	0 0	0 0	0 0				
When playing on FOX	1 0	1 0	1 0	1 0				
When playing on FS1	4 2	2 2	4 2	2 2				
No television	0 0	0 0	0 0	0 0				

Player Statistics: 2019-20

TIME ON THE COURT

PLAYER	YEAR	CAREER GAMES	CONSEC GAMES	CAREER STARTS	CONSEC STARTS
Xavier Simpson	Sr.	142	7	92	7
Jon Teske	Sr.	125	105	66	64
Isaiah Livers	Jr.	92	1	42	1
Eli Brooks	Jr.	95	65	39	27
Austin Davis	Sr.	61	16	0	0
Brandon Johns, Jr.	So.	54	17	10	0
David DeJulius	So.	52	30	1	0
Jaron Faulds	Jr.	10	0	1	0
Colin Castleton	So.	42	0	0	0
Adrien Nunez	So.	40	0	4	0
C.J. Baird	Jr.	25	0	0	0
Luke Wilson	Jr.	17	0	0	0
Rico Ozuna-Harrison	Jr.	7	0	0	0
Franz Wagner	Fr.	23	23	23	23
Cole Bajema	Fr.	9	0	0	0

MICHIGAN STARTING FIVE

U-M Starters #1 --> Simpson, Brooks, Nunez, Livers, Teske	4-0
U-M Starters #2 --> Simpson, Brooks, Wagner, Livers, Teske	9-4
U-M Starters #3 --> Simpson, Brooks, Wagner, Johns, Teske	4-5
U-M Starters #4 --> DeJulius, Brooks, Wagner, Johns, Teske	1-0

Date	Opponent	starter	starter	starter	starter	starter
N5	APPALACHIAN STATE	Simpson	Brooks	Nunez	Livers	Teske
N12	CREIGHTON	Simpson	Brooks	Nunez	Livers	Teske
N15	ELON	Simpson	Brooks	Nunez	Livers	Teske
N22	HOUSTON BAPTIST	Simpson	Brooks	Nunez	Livers	Teske
N27	vs. Iowa State	Simpson	Brooks	Wagner	Livers	Teske
N28	vs. #6/4 North Carolina	Simpson	Brooks	Wagner	Livers	Teske
N29	vs. #8/7 Gonzaga	Simpson	Brooks	Wagner	Livers	Teske
D3	at #1/1 Louisville	Simpson	Brooks	Wagner	Livers	Teske
D6	IOWA+	Simpson	Brooks	Wagner	Livers	Teske
D11	at Illinois+	Simpson	Brooks	Wagner	Livers	Teske
D14	#10/13 OREGON	Simpson	Brooks	Wagner	Livers	Teske
D21	PRESBYTERIAN COLLEGE	Simpson	Brooks	Wagner	Livers	Teske
D29	UMASS LOWELL	Simpson	Brooks	Wagner	Johns, Jr.	Teske
J5	at #14/16 Michigan State+	Simpson	Brooks	Wagner	Johns, Jr.	Teske
J9	PURDUE+	Simpson	Brooks	Wagner	Johns, Jr.	Teske
J12	at Minnesota+	Simpson	Brooks	Wagner	Johns, Jr.	Teske
J17	at #RV/24 Iowa+	Simpson	Brooks	Wagner	Johns, Jr.	Teske
J22	PENN STATE+	Simpson	Brooks	Wagner	Johns, Jr.	Teske
J25	#21/22 ILLINOIS+	Simpson	Brooks	Wagner	Livers	Teske
J28	at Nebraska+	DeJulius	Brooks	Wagner	Johns, Jr.	Teske
F1	vs. #25/25 Rutgers+	Simpson	Brooks	Wagner	Johns, Jr.	Teske
F4	OHIO STATE+	Simpson	Brooks	Wagner	Johns, Jr.	Teske
F8	#16/15 MICHIGAN STATE+	Simpson	Brooks	Wagner	Livers	Teske
F12	at Northwestern+	Simpson	Brooks	Wagner	Livers	Teske
F16	INDIANA+	Simpson	Brooks	Wagner	Livers	Teske
F19	at Rutgers+	Simpson	Brooks	Wagner	Johns, Jr.	Teske
F22	at Purdue+	Simpson	Brooks	Wagner	Livers	Teske
F27	WISCONSIN+					
M1	at Ohio State+					
M5	NEBRASKA+					
M8	at Maryland+					
M11	vs. BTT First Round					
M12	vs. BTT Second Round					
M13	vs. BTT Quarterfinal					
M14	vs. BTT Semifinal					
M15	vs. BTT Championship					
M	vs. NCAA First Round					
M	vs. NCAA Second Round					
M	vs. NCAA Sweet 16					
M	vs. NCAA Elite Eight					
A4	vs. NCAA Final Four					
A6	vs. NCAA Championship					

INSIDE THE GAME

Most U-M Points in 1st Half	63, Houston Baptist (11/22/2019)
Fewest U-M Points in 1st Half	18, at Louisville (12/3/2019)
Most U-M Points in 2nd Half	53, Iowa (12/6/2019)
Fewest U-M Points in 2nd Half	25, at Louisville (12/3/2019)
Most Opt Points Allowed in 1st Half	47, at Iowa (1/17/2020)
Fewest Opt Points Allowed in 1st Half	15, Presbyterian (12/21/2019)
Most Opt Points Allowed in 2nd Half	53, Iowa (12/6/2019)
Fewest Opt Points Allowed in 2nd Half	28, (2x), last: Elon (11/15/2019)
U-M's Largest Victory	+43, Houston Baptist (11/22/2019)
U-M's Smallest Victory	+6, vs. Rutgers (2/1/2020)
U-M's Largest Defeat	-18, at Michigan State (1/5/20)
U-M's Smallest Defeat	-1 vs. Oregon (12/14/19)
Largest U-M 1st Half Lead	+37, Houston Baptist (11/22/2019)
Largest U-M 1st Half Deficit	-10 (2x), last at Michigan State (1/5/20)
Largest U-M 2nd Half Lead	+45, Presbyterian (12/21/2019)
Largest U-M 2nd Half Deficit	-19, at Michigan State (1/5/20)
Largest U-M Lead in a game won	+46, Houston Baptist (11/22/2019)
Largest U-M Lead in a game lost	+7, at Iowa (1/17/2020)
Largest Opt lead in a game won	+19, at Michigan State (1/5/20)
Largest Opt lead in a game lost	+16, at Louisville (12/3/2019)
Most Lead Changes	19, Ohio State (2/4/2020)
Most Ties In a Game	11, Purdue (1/9/2020)
Games Led Start to Finish	3

MICHIGAN

Most Field Goals	43, Houston Baptist (11/22/2019)
Fewest Field Goals	15, at Louisville (12/3/2019)
Most Field Goal Attempts	77, Houston Baptist (11/22/2019)
Fewest Field Goal Attempts	47 (2x), last: at Rutgers (2/19/2020)
Most 3-Point Field Goals	14, Houston Baptist (11/22/2019)
Fewest 3-Point Field Goals	3 (3x), last: at Illinois (12/11/2019)
Most 3-Point Field Goal Attempts	34, at Iowa (1/17/2020)
Fewest 3-Point Field Goal Attempts	17 (2x), last: Indiana (2/16/2020)
Most Free Throw	29, Iowa (12/6/2019)
Fewest Free Throw	2, Gonzaga (11/29/2019)
Most Free Throw Attempts	34, Iowa (12/6/2019)
Fewest Free Throw Attempts	5 (2x), last: at Iowa (1/17/2020)
Most Rebounds	46 (2x), last: Michigan State (2/8/20)
Fewest Rebounds	25, at Iowa (1/17/2020)
Most Offensive Rebounds	14 (2x), last: Michigan State (2/8/20)
Fewest Offensive Rebounds	4 (2x), last: at Rutgers (2/19/2020)
Most Defensive Rebounds	36, at Northwestern (2/12/20)
Fewest Defensive Rebounds	19, at Iowa (1/17/2020)
Most Assists	29, Houston Baptist (11/22/2019)
Fewest Assists	5, Illinois (1/25/2020)
Most Turnovers	22, vs. Iowa State (11/27/2019)
Fewest Turnovers	2, Illinois (1/25/2020)
Most Blocks	8, Appalachian State (11/5/2019)
Fewest Blocks	1, Penn State (1/22/2020)
Most Steals	9, (2x), last: at Nebraska (1/28/2020)
Fewest Steals	3, (6x), last: at Northwestern (2/12/20)

OPPONENTS

Most Field Goals	35, Iowa (12/6/2019)
Fewest Field Goals	17, Presbyterian (12/21/2019)
Most Field Goal Attempts	83, vs. Rutgers (2/1/2020)
Fewest Field Goal Attempts	51, at Minnesota (1/12/2020)
Most 3-Point Field Goals	10, Penn State (1/22/2020)
Fewest 3-Point Field Goals	1, at Illinois (12/11/2019)
Most 3-Point Field Goal Attempts	24, vs. Rutgers (2/1/2020)
Fewest 3-Point Field Goal Attempts	11 (2x), Illinois (1/25/2020)
Most Free Throw	27, at Iowa (1/17/2020)
Fewest Free Throw	0, Creighton (11/12/2019)
Most Free Throw Attempts	33, at Michigan State (1/5/20)
Fewest Free Throw Attempts	2, Creighton (11/12/2019)
Most Rebounds	51, vs. Rutgers (2/1/2020)
Fewest Rebounds	21, Indiana (2/16/2020)
Most Offensive Rebounds	26, vs. Rutgers (2/1/2020)
Fewest Offensive Rebounds	3, UMass Lowell (12/29/2019)
Most Opt Defensive Rebounds	37, at Louisville (12/3/2019)
Fewest Opt Defensive Rebounds	14, Indiana (2/16/2020)
Most Assists	22, at Iowa (1/17/2020)
Fewest Assists	3, Elon (11/15/2019)
Most Turnovers	19, (2x), last: Houston Baptist (11/22/19)
Fewest Turnovers	5, at Minnesota (1/12/2020)
Most Blocks	12, at Michigan State (1/5/20)
Fewest Blocks	0, (5x), last: Illinois (1/25/2020)
Most Steals	15, vs. Iowa State (11/27/2019)
Fewest Steals	0, at Northwestern (2/12/20)

Player Statistics: 2019-20

MICHIGAN GAME LEADERS					
LED IN ... SCORING					
	'16-17	'17-18	'18-19	'19-20	Total
Zavier Simpson (Sr.)	0	3	3	7	13
Jon Teske (Sr.)	-	-	4	5	9
Isaiah Livers (Jr.)	-	0	1	4	5
Eli Brooks (Jr.)	-	0	0	6	6
Brandon Johns Jr. (So.)	-	-	0	1	1
Franz Wagner (Fr.)	-	-	-	4	4
LED IN ... REBOUNDING					
	'16-17	'17-18	'18-19	'19-20	Total
Jon Teske (Sr.)	0	6	16	11	33
Zavier Simpson (Sr.)	0	4	5	3	12
Austin Davis (Sr.)	0	0	0	1	1
Isaiah Livers (Jr.)	-	2	4	0	6
Eli Brooks (Jr.)	-	0	0	2	2
David DeJulius (So.)	-	-	0	2	2
Brandon Johns Jr. (So.)	-	-	1	4	5
Colin Castleton (So.)	-	-	0	2	2
Franz Wagner (Fr.)	-	-	-	6	6
LED IN ... ASSISTS					
	'16-17	'17-18	'18-19	'19-20	Total
Zavier Simpson (Sr.)	1	23	34	24	83
Jon Teske (Sr.)	0	0	0	1	1
Eli Brooks (Jr.)	-	2	1	1	4
David DeJulius (So.)	-	-	0	1	1
LED IN ... BLOCKS					
	'16-17	'17-18	'18-19	'19-20	Total
Jon Teske (Sr.)	2	14	32	18	66
Isaiah Livers (Jr.)	-	5	7	4	16
Colin Castleton (So.)	-	-	2	4	6
Austin Davis (Sr.)	0	2	0	2	4
Zavier Simpson (Sr.)	0	0	1	0	1
Eli Brooks (Jr.)	-	1	0	1	2
C.J. Baird (Jr.)	-	1	0	0	1
Brandon Johns Jr. (So.)	-	-	0	7	7
Franz Wagner (Fr.)	-	-	-	4	4
Cole Bajema (Fr.)	-	-	-	1	1
LED IN ... STEALS					
	'16-17	'17-18	'18-19	'19-20	Total
Zavier Simpson (Sr.)	7	21	16	8	53
Jon Teske (Sr.)	1	5	9	8	23
Isaiah Livers (Jr.)	-	3	3	2	8
Eli Brooks (Jr.)	-	4	2	5	11
Austin Davis (Sr.)	-	-	1	1	2
Colin Castleton (So.)	-	-	0	1	1
David DeJulius (So.)	-	-	0	5	5
Brandon Johns Jr. (So.)	-	-	1	3	5
Adrien Nunez (So.)	-	-	0	1	1
Franz Wagner (Fr.)	-	-	-	10	10
Cole Bajema (Fr.)	-	-	-	1	1
MICHIGAN STATS LEADERS					
DOUBLE-DIGIT SCORING					
	'16-17	'17-18	'18-19	'19-20	Career
Zavier Simpson (Sr.)	0	18	17	14	51
Jon Teske (Sr.)	0	3	17	17	37
Austin Davis (Sr.)	0	0	0	1	1
Isaiah Livers (Jr.)	-	3	11	13	27
David DeJulius (So.)	-	-	0	10	10
Eli Brooks (Jr.)	-	0	0	13	13
Colin Castleton (So.)	-	-	1	2	3
Brandon Johns Jr. (So.)	-	-	0	6	6
Franz Wagner (Fr.)	-	-	-	12	12
20+ POINTS					
	'16-17	'17-18	'18-19	'19-20	Career
Isaiah Livers (Jr.)	-	0	1	3	4
Zavier Simpson (Sr.)	0	0	1	2	3
Eli Brooks (Jr.)	-	0	0	4	4
Jon Teske (Sr.)	0	0	1	1	2
Brandon John Jr.	-	-	0	1	1
Franz Wagner (Fr.)	-	-	-	2	2
30+ POINTS					
none	-	-	-	-	-
7+ REBOUNDS					
	'16-17	'17-18	'18-19	'19-20	Career
Jon Teske (Sr.)	0	5	19	17	41
Zavier Simpson (Sr.)	0	3	8	4	15
Austin Davis (Sr.)	0	0	0	1	1
Isaiah Livers (Jr.)	-	2	4	0	6
Eli Brooks (Jr.)	-	0	0	3	3
David DeJulius (So.)	-	-	0	2	2
Brandon Johns Jr. (So.)	-	-	1	6	7
Colin Castleton (So.)	-	-	1	2	3
Franz Wagner (Fr.)	-	-	-	6	6

10+ REBOUNDS					
	'16-17	'17-18	'18-19	'19-20	Career
Jon Teske (Sr.)	0	2	11	5	19
Zavier Simpson (Sr.)	0	0	2	-	2
Isaiah Livers (Jr.)	-	0	2	-	2
Franz Wagner (Fr.)	-	-	-	1	1
5+ ASSISTS					
	'16-17	'17-18	'18-19	'19-20	Career
Zavier Simpson (Sr.)	0	15	29	24	68
Jon Teske (Sr.)	0	0	0	1	1
Eli Brooks (Jr.)	-	1	0	1	2
David DeJulius (So.)	-	-	0	1	1
10+ ASSISTS					
	'16-17	'17-18	'18-19	'19-20	Career
Zavier Simpson (Sr.)	0	0	8	7	15
3+ STEALS					
	'16-17	'17-18	'18-19	'19-20	Career
Zavier Simpson (Sr.)	2	5	8	2	17
Jon Teske (Sr.)	0	1	2	2	4
Isaiah Livers (Jr.)	-	0	1	0	1
Eli Brooks (Jr.)	-	0	0	2	2
Franz Wagner (Fr.)	-	-	-	1	1
5+ STEALS					
	'16-17	'17-18	'18-19	'19-20	Career
Zavier Simpson (Sr.)	0	1	1	0	2
3+ BLOCKS					
	'16-17	'17-18	'18-19	'19-20	Career
Jon Teske (Sr.)	-	-	11	8	19
Austin Davis (Sr.)	0	0	0	1	1
Franz Wagner (Fr.)	-	-	-	1	1
5+ BLOCKS					
	'16-17	'17-18	'18-19	'19-20	Career
Jon Teske	0	0	3	0	3
5+ FIELD GOALS					
	'16-17	'17-18	'18-19	'19-20	Career
Zavier Simpson (Sr.)	0	10	13	12	35
Jon Teske (Sr.)	0	3	13	12	29
Isaiah Livers (Jr.)	-	2	3	10	15
Eli Brooks (Jr.)	-	0	0	9	9
Colin Castleton (So.)	-	-	0	1	1
David DeJulius (So.)	-	-	0	3	3
Brandon Johns Jr. (So.)	-	-	0	3	3
Franz Wagner (Fr.)	-	-	-	7	7
10+ FIELD GOALS					
	'16-17	'17-18	'18-19	'19-20	Career
Jon Teske	-	-	-	1	1
3+ THREE-POINTERS					
	'16-17	'17-18	'18-19	'19-20	Career
Isaiah Livers (Jr.)	-	1	7	5	13
Zavier Simpson (Sr.)	0	0	4	3	7
Jon Teske (Sr.)	0	0	3	0	3
Eli Brooks (Jr.)	-	0	0	8	8
David DeJulius (So.)	-	-	0	2	2
Brandon John Jr. (So.)	-	-	0	2	2
Franz Wagner (Fr.)	-	-	-	4	4
5+ THREE-POINTERS					
	'16-17	'17-18	'18-19	'19-20	Career
Zavier Simpson (Sr.)	0	0	1	0	1
Isaiah Livers (Jr.)	-	0	0	1	1
Eli Brooks (Jr.)	-	0	0	3	3
5+ FREE THROWS					
	'16-17	'17-18	'18-19	'19-20	Career
Jon Teske (Sr.)	0	1	2	2	5
Zavier Simpson (Sr.)	0	2	1	1	4
Isaiah Livers (Jr.)	-	0	0	2	2
Eli Brooks (Jr.)	-	0	0	2	2
Colin Castleton (So.)	-	-	0	1	1
David DeJulius (So.)	-	-	0	1	1
Brandon Johns Jr. (So.)	-	-	0	2	2
10+ FREE THROWS					
none	-	-	-	-	-
DOUBLE DOUBLES					
	'16-17	'17-18	'18-19	'19-20	Career
Jon Teske (Sr.)	0	2	8	3	13
Zavier Simpson (Sr.)	0	0	5	4	9
Isaiah Livers (Jr.)	-	0	1	0	1
TRIPLE DOUBLES					
	'16-17	'17-18	'18-19	'19-20	Career
Zavier Simpson (Sr.)	0	0	1	0	1

Wolverine Career Standout Performances

20-PLUS POINT GAMES

Zavier Simpson	3 (3-0)
24 Northwestern (1/13/2019)	W, 80-60
22 Houston Baptist (11/22/2019)	W, 111-68
22 Purdue (1/9/2020)	W, 84-78, 2ot

Jon Teske	2 (2-0)
22 Nebraska (2/28/2019)	W, 82-53
25 UMass Lowell (12/29/2019)	W, 86-60

Isaiah Livers	4 (4-0)
21 vs. Minnesota (3/16/2019)	W, 76-49
22 Creighton (11/12/2019)	W, 79-69
24 Houston Baptist (11/22/2019)	W, 111-68
21 vs. Gonzaga (11/29/2019)	W, 82-64

Eli Brooks	4 (3-1)
24 Appalachian State (11/4/2019)	W, 79-71
24 vs. North Carolina (11/28/2019)	W, 73-64
25 at Iowa (1/17/2020)	L, 90-83
20 at Nebraska (1/28/2020)	W, 79-68

Brandon Johns Jr.	1 (1-0)
20 vs. Rutgers (2/1/2020)	W, 69-63

Franz Wagner	2 (1-1)
21 Oregon (12/14/2019)	L, 71-70 ot
22 at Purdue (2/22/2020)	W, 71-63

30-PLUS POINT GAMES

None

10-PLUS REBOUND GAMES

Zavier Simpson	3 (2-1)
11 vs. George Washington (11/17/2018)	W, 84-61
10 at Wisconsin (1/19/2019)	L, 64-54
10 Ohio State (1/29/2019)	W, 65-49

Jon Teske	18 (14-4)
11 Southern Miss (11/16/2017)	W, 61-47
10 vs. Detroit Mercy (12/16/2017)	W, 90-58
12 Chattanooga (11/23/2018)	W, 83-55
10 at Northwestern (12/4/2018)	W, 62-60
11 at Illinois (1/10/2019)	W, 79-69
11 Northwestern (1/13/2019)	W, 80-60
12 Wisconsin (2/9/2019)	W, 61-52
11 Michigan State (2/24/19)	L, 77-70
10 Nebraska (2/28/2019)	W, 82-53
10 at Maryland (3/3/2019)	W, 69-62
10 vs. Iowa (3/15/2019)	W, 74-53
10 vs. Michigan State (3/17/2019)	L, 65-60
10 vs. Florida State (3/23/2019)	W, 64-49
13 Appalachian State (11/5/2019)	W, 79-71
12 Houston Baptist (11/22/2019)	W, 111-68
15 vs. Gonzaga (11/29/2019)	W, 82-64
10 at Louisville (12/3/2019)	L, 58-43
11 Penn State (1/22/2020)	L, 72-63

Isaiah Livers	2 (2-0)
10 Holy Cross (11/10/2018)	W, 56-37
10 Nebraska (2/28/2019)	W, 82-53

Franz Wagner	1 (0-1)
14 Ohio State (2/4/2020)	L, 61-58

10-PLUS ASSIST GAMES

Zavier Simpson	15 (13-2)
10 Binghamton (12/30/2018)	W, 74-52
12 Ohio State (1/29/2019)	W, 65-49
12 at Minnesota (2/21/2019)	W, 69-60
10 Nebraska (2/28/2019)	W, 82-53
10 at Maryland (3/3/2019)	W, 69-62
11 vs. Iowa (3/15/2019)	W, 74-53
10 vs. Michigan State (3/17/2019)	L, 65-60
10 vs. Montana (3/21/2019)	W, 74-55
14 Houston Baptist (11/22/2019)	W, 111-68
13 vs. Iowa State (11/27/2019)	W, 83-76
13 vs. Gonzaga (11/29/2019)	W, 82-64
11 Oregon (12/14/2019)	L, 71-70 ot
10 UMass Lowell (12/29/2019)	W, 86-60
10 vs. Rutgers (2/1/2020)	W, 69-63
11 Indiana (2/16/2020)	W, 89-65

DOUBLE-DOUBLES

Zavier Simpson	9 (8-1)
14P, 11R, vs. George Washington (11/17/2018)	W, 84-61
11P, 10R, at Wisconsin (1/19/2019)	L, 64-54
11P, 10R, 12A, Ohio State (1/29/2019)	W, 65-49
12P, 10A, at Maryland (3/3/2019)	W, 69-62
10P, 11A, vs. Iowa (3/15/2019)	W, 64-53
22P, 14A, Houston Baptist (11/22/2019)	W, 111-68
10P, 13A, vs. Iowa State (11/27/2019)	W, 83-76
13P, 13A, vs. Gonzaga (11/29/2019)	W, 82-64
12P, 11A vs. Indiana (2/16/2020)	W, 89-65

Jon Teske	13 (10-3)
10P, 11R, Southern Miss (11/16/2017)	W, 61-47
15P, 10R, vs. Detroit Mercy (12/16/2017)	W, 90-58
13P, 11R, at Illinois (1/1/2019)	W, 79-69
17P, 11R, at Northwestern (1/13/2019)	W, 80-60
17P, 12R, Wisconsin (2/9/2019)	W, 61-52
10P, 11R, Michigan State (2/24/19)	L, 77-70
22P, 10R, Nebraska (2/28/2019)	W, 82-53
11P, 10R, at Maryland (3/3/2019)	W, 69-62
12P, 10R, vs. Iowa (3/15/2019)	W, 67-53
10P, 10R, vs. Michigan State (3/17/2019)	L, 65-60
17P, 13R, Appalachian State (11/5/2019)	W, 79-71
19P, 15R, vs. Gonzaga (11/29/2019)	W, 82-64
18P, 10R at Louisville (12/3/2019)	L, 58-43

Isaiah Livers	1 (1-0)
12P, 10R, Nebraska (2/28/2019)	W, 82-53

TRIPLE-DOUBLES

Zavier Simpson	1 (1-0)
11P, 10R, 12A, Ohio State (1/29/2019)	W, 65-49

The Last Time ...

IN THE RANKING (Listed AP/ESPN-USA Today Coaches Poll)

Michigan was ranked	January 13, 2020: Associated Press (19th) Coaches Poll (20th)
Michigan defeated a ranked opponent	Feb. 8, 2020 vs. No. 16 Michigan State, U-M won 77-68 at Crisler Center in Ann Arbor, Mich.
Michigan lost to a ranked opponent	Jan. 25, 2020 at #21/20 Illinois, U-M lost 64-62 at Crisler Center in Ann Arbor, Mich.
Michigan defeated a ranked opponent at home	Feb. 8, 2020 vs. No. 16 Michigan State, U-M won 77-68 at Crisler Center in Ann Arbor, Mich.
Michigan defeated a ranked opponent on the road	March 3, 2019 at No. 17/20 Maryland, U-M won 69-62 at Xfinity Center in College Park, Md.
Michigan defeated a top 10 ranked opponent at home	Feb. 18, 2018, #8/9 Ohio State: U-M won 74-62 at Crisler Center in Ann Arbor, Mich.
Michigan defeated a top 10 ranked opponent on the road	November 14, 2018 vs. No. 8 Villanova at Finneran Pavilion in Villanova, Pa.
Michigan was ranked No. 1	Jan. 28, 2013, Michigan 1st in AP poll, 2nd in ESPN/USA Today Coaches Poll
Michigan faced the No. 1 ranked team	Dec. 3, 2019 at #1/1 Louisville, U-M lost 58-43 at KFC Yum! Center in Louisville, Ky.
Michigan defeated the No. 1 ranked team	Dec. 14, 1997, #1/1 Duke: U-M won 81-73 at Crisler Center in Ann Arbor, Mich.

OVERTIME / THE LAST SECOND

Michigan won an overtime game	March 1, 2017, vs. Iowa (BTT): U-M won 77-71 at Madison Square Garden in New York, N.Y.
Michigan lost an overtime game	Dec. 14, 2019 at #10/10 Oregon, U-M lost 71-70 in overtime at Crisler Center in Ann Arbor, Mich.
Michigan won a double overtime game	Jan. 9, 2020 vs. Purdue, U-M won 84-78 in double overtime at Crisler Center in Ann Arbor, Mich.
Michigan lost a double overtime game	March 3, 2015 at Northwestern, U-M lost in double overtime at Welsh Ryan Arena in Evanston, Ill.
Michigan won on a buzzer beater	Jan. 22, 2019, Minnesota U-M won 59-57 on a Charles Matthews baseline jump shot with 0.8 seconds left
Opponent won on a buzzer beater	March 1, 2017 at Northwestern: Dererk Pardon layup after full court pass with 1.7 seconds left

DOUBLE-FIGURE SCORING

Michigan had one in double figures	Dec. 3, 2019 at #1/1 Louisville: Jon Teske (18)
Michigan had two in double figures	Feb. 12, 2020 at Northwestern: E. Brooks (18), I. Livers (17)
Michigan had three in double figures	Feb. 22, 2020 at Purdue: F. Wagner (22), I. Livers (19), J. Teske (11)
Michigan had four in double figures	Feb. 8, 2020 vs. No. 16 Michigan State: Z. Simpson (16), I. Livers (14), E. Brooks (11), D. DeJulius (10)
Michigan had five in double figures	Feb. 16, 2020 vs. Indiana: F. Wagner (16), B. Johns Jr. (14), E. Brooks (13), I. Livers (12), Z. Simpson (12)
Michigan had six in double figures	Dec. 6, 2019 vs. Iowa: F. Wagner (18), J. Teske (16), Z. Simpson (16), I. Livers (14), E. Brooks (13), B. Johns Jr. (12)
Michigan had five starters in double figures	Dec. 6, 2019 vs. Iowa: F. Wagner (18), J. Teske (16), Z. Simpson (16), I. Livers (14), E. Brooks (13)
Michigan had two players with 20-plus points	Nov. 22, 2019, Houston Baptist: Isaiah Livers (24) and Xavier Simpson (22)
Michigan had three players with 20-plus points	Jan. 14, 2017, Nebraska: Moe Wagner (23), Zak Irvin (21), Derrick Walton Jr. (20)
Michigan had two players with 30-plus points	March 12, 1994, at Northwestern: Jalen Rose (33) and Juwan Howard (32)

INDIVIDUAL SCORING

U-M player had 20 or more points	Feb. 22, 2020 at Purdue	Franz Wagner (22)
U-M player had 30 or more points	Dec. 21, 2017, Alabama A&M	Charles Matthews (31)
U-M player had 40 or more points	Jan. 9, 1988, Minnesota	Glen Rice (40)
Opponent player had 20 or more points	Feb. 8, 2020 vs. No. 16 Michigan State	Cassius Winston (20)
Opponent player had 30 or more points	Jan. 17, 2020 at Iowa	Luka Garza (22)
Opponent player had 40 or more points	Dec. 6, 2019, Iowa	Luka Garza (44)

INDIVIDUAL REBOUNDING

U-M player had 10 or more rebounds	Feb. 4, 2020, Ohio State	Franz Wagner (14)
U-M player had 15 or more rebounds	Nov. 29, 2019, vs. Gonzaga	Jon Teske (15)
U-M player had 20 or more rebounds	Dec. 22, 2008, Florida Gulf Coast	DeShawn Sims (20)
Opponent player had 10 or more rebounds	Feb. 22, 2020 at Purdue	Evan Boudreaux (15) & Trevion William (10)

INDIVIDUAL ASSISTS

U-M player had five-plus assists	Feb. 22, 2020 at Purdue	Xavier Simpson (6)
U-M player had 10-plus assists	Feb. 16, 2020 vs. Indiana	Xavier Simpson (11)
U-M player had 15-plus assists	March 5, 2017, at Nebraska	Derrick Walton Jr. (16), <i>U-M Record</i>

INDIVIDUAL BLOCKS

U-M player had five-plus blocks	Feb. 21, 2019 at Minnesota	Jon Teske (5)
U-M player had 10-plus blocks	Dec. 7, 1985, Florida Southern	Roy Tarpley (10)

INDIVIDUAL STEALS

U-M player had five-plus steals	Nov. 14, 2018 at No. 8 Villanova	Xavier Simpson (5)
U-M player had 10-plus steals	has yet to happen	

DOUBLE-DOUBLE

U-M player had a double-double (point-rebound)	Dec. 3, 2019 at #1/1 Louisville	Jon Teske (18 points, 10 rebounds)
U-M player had a double-double (point-assist)	Feb. 16, 2020 vs. Indiana	Xavier Simpson (12 points, 11 assists)
U-M player had a double-double (point-block)	Dec. 7, 1985, Florida Southern	Roy Tarpley (19 points, 10 blocks)
Michigan had two players with a double-double	March 15, 2019, at Maryland	Jon Teske (12 points, 10 rebounds) Xavier Simpson (10 points, 11 assists)

TRIPLE-DOUBLE

U-M player had a triple-double (point-rebound-assist)	#6 Jan. 29, 2019, Ohio State	Xavier Simpson (11P, 10R, 12A)
	#5 Dec. 19, 2015, Youngstown State	Derrick Walton Jr. (10P, 11R, 13A)
	#4 Dec. 15, 2015, Northern Kentucky	Caris LeVert (13P, 10R, 10A)
	#3 Jan. 30, 2011, Iowa	Darius Morris (12P, 10R, 11A)
	#2 Nov. 14, 2009, Northern Michigan	Manny Harris (18P, 13R, 10A)
	#1 March 14, 1987 vs. North Carolina (NCAA)	Gary Grant (24P, 10R, 10A)

The Last Time ...

SCORING

Michigan scored 100 or more points	Dec. 6, 2019 vs. Iowa	Michigan (103) - U-M won 103-91
Michigan scored 90 or more points	March 22, 2018, vs. Texas A&M (NCAA)	Michigan (99) - U-M won 99-72
Michigan scored 80 or more points	Feb. 16, 2020 vs. Indiana	Michigan (89) - U-M lost 89-65
Michigan scored fewer than 50 points	Dec. 3, 2019, at Louisville	Michigan (43) - U-M lost 58-43
Opponent scored 100 or more points	Dec. 10, 2016, at UCLA	UCLA (102) - U-M lost 102-84
Opponent scored 90 or more points	Dec. 6, 2019 vs. Iowa	Iowa (91) - U-M won, 103-91
Opponent scored fewer than 50 points	Dec. 21, 2019, Presbyterian College	Florida (44) - U-M won 86-44
Opponent scored fewer than 40 points	Nov. 10, 2018 vs. Holy Cross	Holy Cross (37) - U-M won 56-37

REBOUNDING

Michigan had more than 50 rebounds	Nov. 6, 2018, Norfolk State	Michigan (52)
Michigan had more than 40 rebounds	Feb. 12, 2020 at Northwestern	Michigan (45)
Michigan had fewer than 25 rebounds	March 9, 2019, at Michigan State	Michigan (20)
Opponent had more than 50 rebounds	Feb. 1, 2020, vs. Rutgers	Rutgers (51)
Opponent had more than 40 rebounds	Feb. 22, 2020 at Purdue	Purdue (45)
Opponent had fewer than 25 rebounds	Feb. 16, 2020 vs. Indiana	Indiana (21)

ASSISTS

Michigan had more than 20 assists	Feb. 12, 2020 at Northwestern	Michigan (21)
Michigan had more than 15 assists	Feb. 22, 2020 at Purdue	Michigan (17)
Michigan had fewer than 10 assists	Feb. 19, 2020 at Rutgers	Michigan (6)

BLOCKS

Michigan had more than 10 blocks	Feb. 24, 2007, at Minnesota	Michigan (10)
Michigan had more than five blocks	Feb. 16, 2020 vs. Indiana	Michigan (6)
Michigan had fewer than five blocks	Feb. 22, 2020 at Purdue	Michigan (3)
Michigan did not record a block	March 22, 2018, vs. Texas A&M (NCAA)	Michigan (0)

STEALS

Michigan had more than 10 steals	Jan. 29, 2019, Ohio State	Michigan (11)
Michigan had more than five steals	Feb. 22, 2020 at Purdue	Michigan (7)
Michigan had fewer than five steals	Feb. 16, 2020 vs. Indiana	Michigan (2)
Michigan did not record a steal	Feb. 16, 2014, Wisconsin	Michigan (0)

FIELD GOALS

Michigan had more than 40 field goals made	Nov. 22, 2019, Houston Baptist	Michigan (43)
Michigan had more than 30 field goals made	Feb. 16, 2020 vs. Indiana	Michigan (31)
Michigan had fewer than 20 field goals made	Dec. 3, 2019, at Louisville	Michigan (15)
Michigan had more than 70 field goal attempts	Nov. 22, 2019, Houston Baptist	Michigan (77)
Michigan had more than 60 field goal attempts	Feb. 22, 2020 at Purdue	Michigan (65)
Michigan had fewer than 40 field goal attempts	Feb. 6, 2010, Wisconsin	Michigan (39)
Michigan shot over 60 percent from the field	March 22, 2018, vs. Texas A&M (NCAA)	Michigan 61.9 percent (39-for-63)
Michigan shot over 50 percent from the field	Feb. 16, 2020 vs. Indiana	Michigan 52.9 percent (31-for-54)
Michigan shot less than 30 percent from the field	Dec. 3, 2019, at Louisville	Michigan 25.9 percent (15-for-58)

3-POINT FIELD GOALS

Michigan had more than 15 three-point field goals	Nov. 17, 2018, vs. George Washington	Michigan (15)
Michigan had more than 10 three-point field goals	Feb. 8, 2020 vs. Michigan State	Michigan (11)
Michigan had fewer than five three-point field goals	Jan. 25, 2020, Illinois	Michigan (4)
Michigan did not make three-point field goal	March 3, 2013, Michigan State	Michigan (0)
Michigan had more than 30 three-point field goal attempts	Feb. 4, 2020, Ohio State	Michigan (31)
Michigan had more than 20 three-point field goal attempts	Feb. 22, 2020 at Purdue	Michigan (25)
Michigan had fewer than 10 three-point field goals attempts	Dec. 15, 2007, Central Michigan	Michigan (8)
Michigan shot over 50 percent on three-pointers	Feb. 16, 2020 vs. Indiana	Michigan 52.9 percent (9-for-17)
Michigan shot over 40 percent on three-pointers	Feb. 1, 2020, vs. Rutgers	Michigan 47.4 percent (9-for-19)
Michigan shot less than 25 percent on three-pointers	Feb. 22, 2020 at Purdue	Michigan 24.0 percent (6-for-25)

FREE THROWS MADE

Michigan had more than 30 free throws made	Feb. 14, 2001 vs. Iowa	Michigan (34)
Michigan had more than 20 free throws made	Dec. 6, 2019 vs. Iowa	Michigan (29)
Michigan had fewer than 10 free throws made	Feb. 4, 2020, Ohio State	Michigan (8)
Michigan had more than 30 free throw attempts	Dec. 6, 2019 vs. Iowa	Michigan (34)
Michigan had more than 20 free throw attempts	Feb. 22, 2020 at Purdue	Michigan (23)
Michigan had fewer than 10 free throw attempts	Feb. 4, 2020, Ohio State	Michigan (9)
Michigan had fewer than five free throw attempts	Jan. 17, 2020, at Iowa	Michigan (5)
Michigan shot 100 percent on free throws	March 16, 2019, vs. Minnesota	Michigan 1.000 percent (2-for-2)
Michigan shot over 90 percent on free throws	Jan. 29, 2019, Ohio State	Michigan 91.7 percent (11-for-12)
Michigan shot less than 50 percent on free throws	Nov. 29, 2019, vs. Gonzaga	Michigan 40.0 percent (2-for-5)

FOULS

Michigan had more than 20 fouls	Jan. 17, 2020, at Iowa	Michigan (22)
Michigan had more than 15 fouls	Feb. 16, 2020 vs. Indiana	Michigan (16)
Michigan had fewer than 10 fouls	Nov. 15, 2019, Elon	Michigan (7)
Michigan had fewer than five fouls	Nov. 23, 2018, Chattanooga	Michigan (5)

TURNOVERS

Michigan had more than 20 turnovers	Nov. 27, 2019, vs. Iowa State	Michigan (22)
Michigan had more than 10 turnovers	Feb. 4, 2020, Ohio State	Michigan (12)
Michigan had fewer than 10 turnovers	Feb. 16, 2020 vs. Indiana	Michigan (8)
Michigan had fewer than five turnovers	Feb. 22, 2020 at Purdue	Michigan (3)

Game-By-Game Breakdown: 2019-20

PRESEASON 1: Saginaw Valley State (Exhibition) | W, 82-51

Nov. 1, 2018 | Ann Arbor, Mich. | Crisler Center

Michigan cruised to an 82-51 win over Saginaw Valley State University in an exhibition contest at Crisler Center. Eleven different Wolverines scored, including a 29-point performance from the bench. Isaiah Livers led the Wolverines in scoring with 20 points, knocking down four three-pointers in the performance. Eli Brooks earned a double-double with 13 points and 10 rebounds. He went 10-for-10 from the free-throw line and added three assists and two steals. Brandon Johns Jr. contributed 12 point off the bench, while Xavier Simpson chipped in seven points and added 11 assists. The Michigan defense scored 29 points off 20 Cardinals turnovers.

GAME 1: Appalachian State | W, 79-71

Nov. 5, 2019 | Ann Arbor, Mich. | Crisler Center

The Juwan Howard era at Michigan opened with a 79-71 victory over Appalachian State at Crisler Center. Jon Teske came out strong, scoring U-M's first 11 points en route to recording his 11th career double-double. Teske scored 15 of his 17 points and grabbed 11 of his career-best 13 rebounds in the first 17 minutes of the game. Also having a career night was Eli Brooks, who sank a career-best five 3-pointers and finished with a career-high 24 points. Isaiah Livers rounded out the double-digit scorers for the Wolverines with 14 points helped by two 3-pointers. Defensively, U-M forced 19 turnovers that were converted into 18 points.

GAME 2: Creighton (Gavitt Tipoff Games) | W, 79-71

Nov. 12, 2019 | Ann Arbor, Mich. | Crisler Center

Behind 22 points from Isaiah Livers, Michigan defeated Creighton, 79-69, at Crisler Center in the Gavitt Tipoff Games. Livers added four rebounds and two blocks, while Xavier Simpson and Jon Teske notched 17 points each; Simpson handed out nine assists and was one shy of a double-double. Teske and David DeJulius led the Wolverines with seven rebounds each, a total which marked a career high for DeJulius. Defensively, U-M blocked six shots -- three of them by Teske.

GAME 3: Elon (Bad Boy Mowers Battle 4 Atlantis Campus Match-Up) | W, 70-50

Nov. 15, 2019 | Ann Arbor, Mich. | Crisler Center

Michigan pulled away from a game Elon squad in the second half on its way to a 70-50 win over the Phoenix at Crisler Center in the campus matchup of the Battle 4 Atlantis. David DeJulius recorded career highs of 10 points and eight rebounds to provide the Wolverines with a big boost off the bench. Jon Teske went for 16 points, seven rebounds and two blocked shots. Xavier Simpson dished out seven assists to go with 11 points, while Eli Brooks posted 10 points. Colin Castleton grabbed a career-high eight rebounds in just nine minutes off the bench.

GAME 4: Houston Baptist | W, 111-68

Nov. 22, 2019 | Ann Arbor, Mich. | Crisler Center

Xavier Simpson and Isaiah Livers had career nights to help Michigan defeat Houston Baptist, 111-68, at Crisler Center. Simpson recorded his fifth career double-double with 22 points and 14 assists to go with five rebounds and two steals. It was his first career 20-10 game and was just the second time he has scored 20 points or more. His 22 points were efficient, coming on just 10 shot attempts. Livers hit the 20-point mark for the second time and for the third time in his career. He was 9-of-10 shooting in the game adding four 3-pointers and two monster dunks. Colin Castleton (14) and Adrian Nunez (8), while Jon Teske hauled in 12 rebounds to pace the Wolverines on the glass.

GAME 5: vs. Iowa State (Bad Boy Mowers Battle 4 Atlantis) | W, 83-76

Nov. 27, 2019 | Paradise Island, Bahamas | Imperial Arena

Xavier Simpson collected a double-double and Michigan shot 57.5 percent from the field to lead the Wolverines to an 83-76 quarterfinal victory over Iowa State at the Battle 4 Atlantis at the Imperial Ballroom. As part of their solid shooting display, U-M made 10 of their 21 three-pointers to help seal its victory over the Cyclones. All 10 Wolverines that played scored this afternoon with five reaching double-digits. Simpson produced his seventh career double-double (10 points, 13 assists) and Isaiah Livers added 17 points -- including a career-best four makes from beyond the arc. David DeJulius chipped in 14 points, including two 3-pointers. In the post Jon Teske and Colin Castleton rounded out the double-digit point scorers with 11 and 10, respectively. In his first career appearance following a wrist injury, Franz Wagner played 23 minutes in the start, made two 3-pointers, grabbed three rebounds and had a block. Michigan's bench contributed 31 points, while U-M added 20 fast break points.

GAME 6: vs. #6/4 North Carolina (Bad Boy Mowers Battle 4 Atlantis) | W, 73-64

Nov. 28, 2019 | Paradise Island, Bahamas | Imperial Arena

A 19-0 run early in the second half surged Michigan to a 73-64 victory over No. 6 North Carolina in the semifinal round at the Battle 4 Atlantis at the Imperial Ballroom. Eli Brooks tied a career best with 24 points, going 9-for-14 from the field and 4-for-6 from beyond the arc, while Isaiah Livers added 12 points and David DeJulius scored 11, including six in a 39-second span in the first half. Jon Teske netted 10 points, draining two treys for the Maize and Blue, and grabbed a team-best eight rebounds. Defensively, Teske added a season-high four blocks, while Brandon Johns Jr. had two swats for the Wolverines. As a team, Michigan forced North Carolina into 42.6 percent shooting and just 15.4 percent (2-13) from the three-point line.

GAME 7: vs. #8/7 Gonzaga (Bad Boy Mowers Battle 4 Atlantis) | W, 82-64

Nov. 29, 2019 | Paradise Island, Bahamas | Imperial Arena

Michigan captured the Bad Boy Mowers Battle 4 Atlantis title, defeating No. 8 Gonzaga 82-64 at the Imperial Ballroom. Jon Teske had 19 points and a career-best 15 rebounds, while Isaiah Livers scored 21 points, including a career-best five makes from beyond the arc. Xavier Simpson had his second double-double of the tournament with 13 points and 13 assists while Franz Wagner had his first double-digit scoring effort with 10 points. Defensively, Teske added four blocks in the win. Michigan used a few large runs to capture its second straight win over a team ranked in the top 10 and was impressive from deep, pouring in 12 threes on 23 attempts. For their efforts, Teske and Livers were named to the All-Tournament team, while Teske added MVP honors.

GAME 8: at #1/1 Louisville (ACC/Big Ten Challenge) | L, 58-43

Dec. 3, 2019 | Louisville, Ky. | KFC Yum! Center

Michigan suffered its first setback of the 2019 season at No. 1 Louisville, falling 58-43, at the KFC Yum! Center in a battle between two Top 5 programs. Jon Teske recorded his third double-double of the season with 18 points and 10 rebounds, while Xavier Simpson added nine points and three assists. Simpson's three assists put him at 502 total, making him the fourth Wolverines to eclipse 500 career assists. Eli Brooks added a career-best seven rebounds on the night. As a team, Michigan held Louisville to 36.7 percent shooting from the field and 21.1 percent shooting from beyond the arc.

GAME 9: Iowa+ (B1G) | W, 103-91

Dec. 6, 2019 | Ann Arbor, Mich. | Crisler Center

Michigan recorded its second 100-point game of the season with the 103-91 victory over Iowa. The two 100-point games in the 2018-19 season marked the first time Michigan has had two in a season since the 2015-16 campaign. Six players notched double-digit scoring with Franz Wagner scoring a career-high and team-best 18 points, while Brandon Johns Jr. and Austin Davis were spark plugs off the bench with 12 and eight points, respectively. The Wolverines made 29 free throws in the win and had just nine turnovers.

GAME 10: at Illinois (B1G) | L, 71-62

Dec. 11, 2019 | Champaign, Ill. | State Farm Center

Michigan suffered its first Big Ten setback of the season and its second road loss of the year at Illinois. The Wolverines had three players reach double-digit scoring with Jon Teske scoring a team-best 16 points, while Isaiah Livers and Eli Brooks each added 12. Franz Wagner had a career-best three blocks on the defensive end of the court and Xavier Simpson dished out eight assists. The Fighting Illini paint game caused problems for U-M as Illinois scored 44 of its 71 points down low and 16 off of second chances.

GAME 11: #10/13 Oregon | L, 71-70 (OT)

Dec. 14, 2019 | Ann Arbor, Mich. | Crisler Center

Michigan battled back to force overtime against No. 10 Oregon at Crisler Center before falling in a heartbreaking 71-70 contest in the final second of the overtime period. The Wolverines used a huge game from Franz Wagner, who scored a career-best 21 points, including a career-high four 3-pointers, while Isaiah Livers knocked down 13 points in the second half alone, including going on an 11-0 run to start the second half of play. Brandon Johns Jr. contributed a career-best nine rebounds in the loss, while scoring eight points and David DeJulius had 14 points for the Maize and Blue.

GAME 12: Presbyterian College | W, 86-44

Dec. 21, 2019 | Ann Arbor, Mich. | Crisler Center

Michigan used its defense and bench to secure a decisive 86-44 victory over Presbyterian College heading into the holiday break at Crisler Center. The Wolverines had three players reach double digits, with a team-best 16 points from Eli Brooks. The Michigan bench scored 41 points with Austin Davis coming in to score seven and add a team-high eight rebounds and three blocks in a career-best 17 minutes of play. The Wolverine defense kept the Blue Hose to shooting just 28.3 percent from the field, while only one player reached double digit scoring for Presbyterian.

Game-By-Game Breakdown: 2019-20

GAME 13: UMass Lowell |

Dec. 29, 2019 | Ann Arbor, Mich. | Crisler Center

Michigan dominated the River Hawks in the final game 2019 behind a career-best 25 points from senior Jon Teske. Teske was an impressive 11-for-14 from the floor and added eight rebounds to his stat line. Eli Brooks made three 3-pointers for the Maize and Blue en route to 15 points, while Colin Castleton pulled down a career-best nine boards to lead the Wolverines. Michigan shot 53.7 percent from the field and pulled down 41 rebounds, while scoring 48 points in the paint against UMass Lowell.

GAME 14: at #14/16 Michigan State (B1G) | L, 87-69

Jan. 5, 2020 | East Lansing, Mich. | Breslin Center

Michigan was unable to leave East Lansing with a victory over Michigan State, falling 87-69 at the Breslin Center. Four Wolverines notched double-digit points with Jon Teske scoring a team-best 15 points and Xavier Simpson adding 14. Additionally, Brandon Johns Jr. scored 12 in his second career start and Franz Wagner scored 10. Simpson dished out eight assists and Wagner added a team-best seven rebounds. Austin Davis continued to provide a spark off the bench scoring seven points and adding four rebounds in 15 minutes of play.

GAME 15: Purdue (B1G) | W, 84-78 2ot

Jan. 9, 2020 | Ann Arbor, Mich. | Crisler Center

In a game that saw 17 lead changes, Michigan rallied back to earn a 84-78 double overtime victory over Purdue at Crisler Center. Xavier Simpson stepped up and led the Wolverines in the overtime periods, scoring 10 of his 22 points, including tying the game twice in the final minutes. Jon Teske added 18 points and Franz Wagner scored 15, including a clutch 3-pointer to put the game away in the second overtime period. Finally, David DeJulius scored 11 points, seven of which came from the charity stripe. Michigan locked in during the final 30 minutes, giving up just one turnover, while forcing 15 turnovers with seven steals and seven blocks.

GAME 16: at Minnesota (B1G) | L, 75-67

Jan. 12, 2020 | Minneapolis, Minn. | Williams Arena

Trailing by three points with 2:13 remaining, Michigan was unable to put together a late push and fell, 75-67, at Minnesota. The game featured 13 lead changes and six ties, but the Wolverines were forced to foul late in the game to try to get the ball back into their hands. Minnesota made four free throws down the stretch and added a three-pointer, while the Wolverines managed just one layup from Xavier Simpson over the final two and a half minutes. Simpson led the Wolverines in points (19), rebounds (six) and assists (9), while Franz Wagner scored 17 points, including four 3-pointers.

GAME 17: at #RV/24 Iowa (B1G) | L, 90-83

Jan. 17, 2020 | Iowa City, Iowa | Carver-Hawkeye Arena

Despite a career-best 25 points from Eli Brooks, Michigan was unable to come away with a victory at Iowa, falling 90-83. Brooks made five 3-pointers on the evening and Franz Wagner added 18 points. Jon Teske also had a career night with seven assists and four steals and netted 14 points. Finally, David DeJulius rounded out the double-digit scoring with 10 points for the Wolverines. Michigan shot 50 percent from the floor and made 11 three-pointers. The Wolverines blocked five Iowa shots, with Teske and Brandon Johns Jr. each rejecting two. With his six assists on the evening, senior Xavier Simpson moved into second on Michigan's all-time assists list with 579. Simpson surpassed Rumeal Robinson, who had 575 career assists.

GAME 18: Penn State (B1G) | L, 72-63

Jan. 22, 2020 | Ann Arbor, Mich. | Crisler Center

Michigan was unable to stop Penn State as it fell 72-63 in the Big Ten contest at Crisler Center. Brandon Johns Jr. scored a career-high 14 points and grabbed seven rebounds, while Xavier Simpson scored a team-best 18 points and dished out six assists. Jon Teske was the leading rebounder for the Wolverines with 11 boards, marking the fifth time that he had grabbed double-digit rebounds in 2019-20.

GAME 19: #21/22 Illinois (B1G) | L, 64-62

Jan. 25, 2020 | Ann Arbor, Mich. | Crisler Center

Michigan fell in a last second heartbreak to Illinois as the final Fighting Illini shot fell with 0:05 left on the game clock at Crisler Center. Xavier Simpson led the Wolverines with 17 points, while Jon Teske and Franz Wagner added 12 each. Wagner had a career game at the rim, grabbing a team-best eight rebounds. As a team, Michigan committed just two turnovers in the 40 minute contest and grabbed 10 offensive rebounds.

GAME 20: at Nebraska (B1G) | W, 79-68

Jan. 28, 2020 | Lincoln, Neb. | Pinnacle Bank Arena

Michigan snapped a four-game losing streak and picked up its first road win of the 2019-20 season with a 79-68 victory at Nebraska Tuesday night. Eli Brooks notched his fourth 20-point performance to lead the Wolverines, while also grabbing a career-best nine rebounds and dishing out a team-best four assists. Franz Wagner poured in 18 points for the Maize and Blue and Brandon Johns Jr. scored a career-best 16 points. Michigan outrebounded the Cornhuskers 41-27 and scored 10 points off of 10 offensive boards.

GAME 21: vs. Rutgers (B1G Super Saturday) | W, 69-63

Feb. 1, 2020 | New York, N.Y. | Madison Square Garden

Behind a career-best 20 points, including four 3-pointers from Brandon Johns Jr., Michigan picked up the neutral site Big Ten victory over Rutgers to kick off the month of February. The Wolverines had three players reach double-digits with Jon Teske scoring 13 points and Franz Wagner adding 10. Xavier Simpson notched his 14th career game with 10-or-more assists, handing out 10 and tying Gary Grant for the all-time lead in the Michigan record book. The Wolverines used a 17-2 run in the first half to take a significant lead and free throws down the stretch to hold onto the victory over the Scarlet Knights.

GAME 22: Ohio State (B1G) | L, 61-58

Feb. 4 2020 | Ann Arbor, Mich. | Crisler Center

In a game that saw 19 lead changes and nine ties, Michigan was unable to pull out the home victory over Ohio State at Crisler Center. Xavier Simpson led the Wolverines with 15 points, while Franz Wagner pulled down a career-best 14 rebounds. Austin Davis also had a career game for U-M, scoring 11 points on 4-for-4 shooting. The Wolverines outrebounded OSU 42-31, grabbing 12 offensive boards for 17 second chance points.

GAME 23: #16/15 Michigan State (B1G) | W, 77-68

Feb. 8 2020 | Ann Arbor, Mich. | Crisler Center

Michigan made a statement with its 77-68 win over 16th-ranked Michigan State at Crisler Center. The Wolverines led for all but five minutes of the entire contest against the Spartans and had four players reach double-digit scoring. Xavier Simpson led the Wolverines with 16 points, 12 of which came from beyond the arc, and dished out eight assists. Isaiah Livers netted 14 points in his return from injury and blocked two shots, while Eli Brooks scored 11 points and had eight rebounds for the Maize and Blue. Finally, David DeJulius scored 10 points and Franz Wagner scored eight points and had seven rebounds in the contest.

GAME 24: at Northwestern (B1G) | W, 79-54

Feb. 12, 2020 | Evanston, Ill. | Welsh-Ryan Arena

Following a lathargic start to its offense, Michigan went on to dominate Northwestern for its second Big Ten road win in as many games. Eli Brooks and Isaiah Livers netted 35 of U-M's 79 points with Brooks scoring 18, including four 3-pointers and Livers pouring in 17 in just his second game back from injury. David DeJulius had a solid outing off the bench, adding seven points, six rebounds and a career-high seven assists, while Austin Davis was 4-for-4 from the field and added four rebounds. The Wolverines outrebounded Northwestern 45-32 on the night, while grabbing nine offensive boards. Finally, all 11 Michigan players who saw time on the court scored at least one point adding to the balanced U-M attack on offense.

GAME 25: Indiana (B1G) | W, 89-65

Feb. 16, 2020 | Ann Arbor, Mich. | Crisler Center

With five players reaching double figures, Michigan cruised to a decisive victory over Indiana at Crisler Center. Franz Wagner scored a team-best 16 points and added a team-high eight rebounds, while Xavier Simpson scored 12 points and had 11 assists for his 15th career game with 10-or-more helpers. Brandon Johns Jr. (14 points), Eli Brooks (13 points) and Isaiah Livers (12 points) all chipped in double figures for the Maize and Blue. Michigan dominated the glass, outrebounding Indiana 37-21, while Jon Teske had four blocks on the defensive end of the court. As a team, U-M shot 57.4 percent from the floor and 52.9 percent from long range.

GAME 26: at Rutgers (B1G) | W, 60-52

Feb. 19, 2020 | Piscataway, N.J. | The RAC

Behind a balanced attack, Michigan became the first team in the 2019-20 campaign to defeat Rutgers at the RAC. Xavier Simpson scored a team-best 16 points, bringing him to 1,001 total in his career, while also grabbing six rebounds and dishing out five assists. Franz Wagner chipped in 12 points and added eight rebounds and David DeJulius rounded out the double-digit scorers with 10 points. The Wolverines shot 44.7 percent from the field and kept Rutgers to just 34.9 percent shooting. In all, eight players contributed points for the Maize and Blue.

Game-By-Game Breakdown: 2019-20

GAME 27: at Purdue (B1G) | W, 71-63**Feb. 22, 2020 | West Lafayette, Ind. | Mackey Arena**

With a career-best 22 points, Franz Wagner led Michigan to the regular season sweep of Purdue with a 71-63 road victory. The Wolverines captured their fifth straight win and their first at Purdue since 2014. Isaiah Livers returned from injury and netted 19 points for U-M and Jon Teske added 11. Xavier Simpson led Michigan on the glass with seven rebounds and dished out a team-best six assists. The Wolverines made clutch free throws down the stretch, including Livers going a career-best 8-for-8 from the charity stripe.

GAME 28: Wisconsin (B1G) |**Feb. 27, 2020 | Ann Arbor, Mich. | Crisler Center**

Michigan

GAME 29: at Ohio State (B1G) |**March 1, 2020 | Columbus, Ohio | Value City Arena**

Michigan

GAME 30: Nebraska (B1G) |**March 5, 2020 | Ann Arbor, Mich. | Crisler Center**

Michigan

GAME 31: at Maryland (B1G) |**March 8, 2020 | College Park, Md. | Xfinity Center**

Michigan

Game-By-Game Breakdown: 2019-20

Box Scores: 2019-20



Eli Brooks posted a 13 point, 10 rebound double-double in U-M's 82-51 exhibition win over Saginaw Valley State at Crisler Center.

With five 3-pointers, Eli Brooks posted his first career double-digit and 20-plus point game leading the Wolverines with 24 in the win over Appalachian State.

With four 3-pointers and four additional buckets, Isaiah Livers helped U-M rally in the second half to defeat Creighton, 79-69, in the Gavitt Tipoff Games.

EXHIBITION 1

Michigan: 82

Saginaw Valley State: 51

November 1, 2019

Ann Arbor, Mich. • Crisler Center

TV: BTN+ (Student U)



#	U-M	FG	3FG	FT	O-D	RB	PF	PTS	A	TO	B	S	MIN
02	I. Livers, f	7-11	4-8	2-3	1-5	6	20	1	1	3	1	0	25
15	J. Teske, c	2-5	0-1	2-2	3-6	9	6	2	1	0	1	0	21
03	Z. Simpson, g	3-6	1-3	0-2	2-0	2	7	1	11	2	1	1	26
05	A. Nunez, g	2-6	1-5	2-2	0-1	1	7	2	0	0	0	0	20
55	E. Brooks, g	1-7	1-4	10-10	1-9	10	13	3	3	3	0	2	28
00	D. DeJulius	2-9	0-4	1-2	0-3	3	5	1	0	0	0	0	24
11	C. Castleton	2-5	0-0	2-2	0-3	3	6	0	0	0	2	0	17
14	R. Ozuna-Harrison	1-3	0-1	0-0	1-0	1	2	0	0	0	0	0	3
22	C. Bajema	0-1	0-1	1-2	0-0	0	1	0	0	0	0	0	5
23	B. Johns Jr.	4-5	2-3	2-3	1-3	4	12	1	0	2	1	0	16
24	C.J. Baird	0-1	0-0	0-0	0-0	0	0	0	0	1	0	0	3
32	L. Wilson	0-1	0-1	0-0	0-0	0	0	0	0	0	0	0	3
44	J. Faulds	0-0	0-0	0-0	0-0	0	0	0	0	0	0	0	3
51	A. Davis	1-1	0-0	1-2	1-2	3	3	0	0	0	0	0	6
TEAM					0-2	2							
TOTALS		25-61	9-31	23-30	10-34	44	11	82	16	11	6	3	200
TOTAL FG%:		1st: 12-31	.387	2nd: 13-30	.433	Game: 25-61	.410						
3-PT FG%:		1st: 5-18	.278	2nd: 4-13	.308	Game: 9-31	.290						
FT%:		1st: 12-17	.706	2nd: 11-13	.846	Game: 23-30	.767						
Deadball: 3													

#	SVSU	FG	3FG	FT	O-D	RB	PF	PTS	A	TO	B	S	MIN
04	F. John Jr, f	6-10	0-2	0-0	1-6	7	1	12	0	1	0	0	27
11	I. Nwoko, c	0-1	0-0	0-0	1-3	4	3	0	1	4	0	0	12
00	D. Hoskins Jr., g	0-6	0-3	0-0	1-0	1	1	0	1	3	0	3	26
01	F. Ellison, g	3-15	1-2	0-1	0-6	6	2	7	2	3	0	2	33
03	M. Belyeu, g	9-20	1-4	1-2	1-7	8	2	20	3	1	0	0	33
02	J. Roberts	1-2	1-1	0-0	0-2	2	0	3	1	0	0	0	6
10	L. Richardson	0-0	0-0	0-0	0-0	0	0	0	0	0	0	0	2
14	S. Lamonato	1-2	0-0	1-2	1-3	4	5	3	1	3	0	1	15
15	J. Toohey	1-2	0-1	0-0	0-1	1	5	2	0	1	0	1	22
21	J. Pung	0-0	0-0	0-0	0-0	0	0	0	0	0	0	0	2
22	L. Anthony	0-4	0-2	0-0	0-0	0	2	1	2	0	0	0	10
32	J. Pomstra	2-3	0-0	0-0	2-0	2	4	4	0	0	1	0	12
TEAM					3-2	5							
TOTALS		23-65	3-15	22-5	10-30	40	25	51	10	20	1	7	200
TOTAL FG%:		1st: 14-33	.424	2nd: 9-32	.281	Game: 23-65	.354						
3-PT FG%:		1st: 1-6	.167	2nd: 2-9	.222	Game: 3-15	.200						
FT%:		1st: 0-1	.000	2nd: 2-4	.500	Game: 2-5	.400						
Deadball: 1													

Technical Fouls: None

Foul Out: U-M - None; Saginaw Valley State - None

Officials: D.J. Carstensen, Lewis Garrison, Bill McCarty

Attendance: 12,585

Score by Half

Michigan..... 41-41 82

Saginaw Valley State..... 29-22 51

GAME #1

Michigan: 79

Appalachian State: 71

November 5, 2019

Ann Arbor, Mich. • Crisler Center

TV: BTN



#	U-M	FG	3FG	FT	O-D	RB	PF	PTS	A	TO	B	S	MIN
02	I. Livers, f	6-11	2-5	0-0	1-1	2	4	14	1	5	0	1	31
15	J. Teske, c	7-12	1-3	2-3	4-9	13	2	17	1	1	3	0	32
03	Z. Simpson, g	2-8	0-2	2-3	2-6	8	3	6	6	6	0	3	28
05	A. Nunez, g	2-3	1-2	0-0	0-0	0	4	5	0	1	0	0	13
55	E. Brooks, g	7-15	5-11	5-6	0-2	2	1	24	3	2	1	1	37
00	D. DeJulius	0-3	0-1	0-2	0-2	2	2	0	3	0	0	1	28
11	C. Castleton	3-5	0-0	2-2	1-1	2	1	8	0	1	0	1	12
23	B. Johns Jr.	2-4	0-1	1-3	3-0	3	1	5	1	1	2	1	19
TEAM					0-2	2							
TOTALS		29-61	9-25	12-19	11-23	34	18	79	15	17	6	8	200
TOTAL FG%:		1st: 18-33	.545	2nd: 11-28	.393	Game: 29-61		.475					
3-PT FG%:		1st: 5-11	.455	2nd: 4-14	.286	Game: 9-25		.360					
FT%:		1st: 5-7	.714	2nd: 7-12	.583	Game: 12-19		.632					
													Deadball: 3,3

#	App State	FG	3FG	FT	O-D	RB	PF	PTS	A	TO	B	S	MIN
00	I. Johnson, f	2-5	1-2	4-6	1-6	7	3	9	1	1	0	2	34
50	H. Seacat, f	2-4	0-0	2-2	1-1	2	0	6	0	2	0	0	19
01	J. Forrest, g	10-21	2-5	5-8	0-2	2	4	27	2	3	0	0	29
04	O. Williams, g	2-3	0-1	0-0	0-3	3	1	4	0	1	0	3	25
20	A. Delph, g	2-7	1-2	1-2	1-3	4	4	6	2	6	0	0	30
02	K. Lewis	4-8	0-1	1-2	0-1	1	3	9	1	2	0	2	22
10	M. Bibby	2-4	0-2	2-2	1-4	5	2	6	3	2	0	1	22
11	D. Gregory	2-2	0-0	0-0	0-2	2	3	4	0	1	0	1	6
21	J. Lewis Jr.	0-3	0-0	0-0	1-3	4	3	0	0	0	0	0	13
TEAM					3-0	3				1			
TOTALS		26-57	4-13	15-22	8-25	33	23	71	9	19	0	9	200
TOTAL FG%:		1st: 8-23	.348	2nd: 18-34	.529	Game: 26-57		.456					
3-PT FG%:		1st: 1-4	.250	2nd: 3-9	.333	Game: 4-13		.308					
FT%:		1st: 8-11	.727	2nd: 7-11	.636	Game: 15-22		.682					
Deadball: 4													

Technical Fouls: None

Foul Out: U-M - None; Appalachian State - None

Officials: Terry Wymer, Rob Keuneman, Edwin Young

Attendance: 11,325

Score by Half

Michigan..... 46-33 79

Appalachian State..... 25-46 71

GAME #2 | GAVITT TIPOFF GAMES

Michigan: 79

Creighton: 71

November 12, 2019

Ann Arbor, Mich. • Crisler Center

TV: FS1



#	U-M	FG	3FG	FT	O-D	RB	PF	PTS	A	TO	B	S	MIN
02	I. Livers, f	8-12	4-7	2-2	2-2	4	0	22	0	1	2	0	38
15	J. Teske, c	7-12	0-3	3-4	0-7	7	1	17	1	1	3	2	32
03	Z. Simpson, g	7-11	2-3	1-2	1-2	3	3	17	9	4	1	0	34
05	A. Nunez, g	1-3	1-3	0-0	0-0	0	0	3	0	0	0	0	11
55	F. Brooks, g	3-7	1-3	0-0	0-1	1	1	7	4	3	0	1	34
00	D. DeJulius	2-4	1-3	4-4	0-7	7	0	9	1	1	0	0	28
11	C. Castleton	1-2	0-0	0-0	0-1	1	2	2	1	1	0	0	7
23	B. Johns Jr.	1-2	0-1	0-0	0-1	1	0	2	0	0	0	0	16
TEAM					1-2	3							
TOTALS		30-53	9-23	10-12	4-23	27	7	79	16	11	6	3	200
TOTAL FG%:		1st: 15-28	.536	2nd: 15-25	.600	Game: 30-53	.566						
3-PT FG%:		1st: 7-16	.438	2nd: 2-7	.286	Game: 9-23	.391						
FT%:		1st: 1-2	.500	2nd: 9-10	.900	Game: 10-12	.833						
Deadball: 1,1													

#	Creighton	FG	3FG	FT	O-D	RB	PF	PTS	A	TO	B	S	MIN
13	C. Bishop, f	4-7	0-0	0-2	2-3	5	1	8	3	2	0	1	24
04	S. Mitchell, g	1-7	0-0	0-0	2-0	2	1	2	0	1	0	0	18
05	T.S. Alexander, g	9-22	2-6	0-0	3-5	8	3	20	3	2	1	3	36
11	M. Zegarowski, g	8-17	2-6	0-0	1-5	6	3	18	3	0	0	0	37
24	M. Ballock, g	4-10	3-8	0-0	0-3	3	2	11	3	0	0	1	38
10	J. Canfield	1-1	0-0	0-0	0-0	0	0	2	0	0	0	0	1
12	J. Scurry	0-0	0-0	0-0	0-0	0	0	0	0	0	0	0	1
20	N. Zeil	0-0	0-0	0-0	0-0	0	0	0	0	0	0	0	1
21	J. Windham	0-0	0-0	0-0	0-0	0	0	0	0	0	0	0	1
23	D. Jefferson	1-3	0-0	0-0	0-1	1	1	2	1	0	0	0	27
43	K. Jones	3-6	0-0	0-0	7-2	9	1	6	2	2	0	1	16
TEAM						3-1	4			1			
TOTALS		31-73	7-20	0-2	18-20	38	12	69	15	8	1	6	200
TOTAL FG%:		1st: 18-40	.450	2nd: 13-33	.394	Game:		31-73	.425				
3-PT FG%:		1st: 5-13	.385	2nd: 2-7	.286	Game:		7-20	.350				
FT%:		1st: 0-0	.000	2nd: 0-2	.000	Game:		0-2	.000				
													Deadball: 2

Box Scores: 2019-20



Coming off the bench, David DeJulius had 10 points and eight rebounds in U-M's 70-50 win over Elon in the campus tune-up for the Battle 4 Atlantis.



Isiah Livers led U-M with 24 points after going 9-for-10 from the field with four 3-pointers and two monster dunks in U-M's win over Houston Baptist.



With Jon Teske in early foul trouble, Colin Castleton came off the bench for 10 points, two rebounds and a block in the Wolverines win over Iowa State in the Bahamas.

GAME #3 | BATTLE 4 ATLANTIS

Michigan: 70

Elon: 50

November 15, 2019

Ann Arbor, Mich. • Crisler Center

TV: BTN



#	U-M	FG	3FG	FT	O-D	RB	PF	PTS	A	TO	B	S	MIN
02	I. Livers, f	4-10	1-3	0-0	1-4	5	0	9	1	2	0	0	34
15	J. Teske, c	5-10	0-1	6-8	4-3	7	0	16	2	1	2	2	29
03	Z. Simpson, g	5-11	1-6	0-1	0-2	2	2	11	7	2	1	0	36
05	A. Nunez, g	2-6	1-5	0-0	0-0	0	0	5	0	0	0	1	17
55	E. Brooks, g	4-7	2-3	0-0	0-1	1	2	10	1	1	0	0	29
00	D. DeJulius	4-6	2-4	0-0	1-7	8	1	10	0	2	0	0	25
11	C. Castleton	1-2	0-0	0-0	1-7	8	2	2	1	2	1	0	12
22	C. Bajema	0-0	0-0	0-0	0-0	0	0	0	0	0	0	0	1
23	B. Johns Jr.	2-5	0-1	1-1	0-4	4	0	5	0	2	0	0	16
24	C.J. Baird	1-1	0-0	0-0	0-0	0	0	2	0	0	0	0	1
TEAM					0-3	3							
TOTALS		28-58	7-23	7-10	7-31	38	7	70	12	10	6	3	200
TOTAL FG%:		1st: 11-27	.407	2nd: 17-31	.548	Game:		28-58	.483				
3-PT FG%:		1st: 4-14	.286	2nd: 3-9	.333	Game:		7-23	.304				
FT%:		1st: 5-6	.833	2nd: 2-4	.500	Game:		7-10	.700				
Deadball: 2,1													

#	Elon	FG	3FG	FT	O-D	RB	PF	PTS	A	TO	B	S	MIN
05	F. Poser, f	2-6	0-0	0-0	0-0	0	4	4	0	0	0	0	23
25	H. Woods, f	1-3	0-1	2-2	0-1	1	1	4	0	1	0	2	22
33	S. Wright, f	1-6	0-3	0-0	0-7	7	1	2	1	0	0	0	28
00	H. McIntosh, g	2-13	0-2	2-2	1-2	3	3	6	1	1	0	0	32
04	N. Sheffield, g	9-16	2-4	2-2	1-3	4	0	22	0	1	0	1	29
01	C. Hannah	2-5	0-0	0-0	2-3	5	4	4	0	1	0	1	16
10	K. Wooten	2-6	1-3	0-0	0-3	3	0	5	1	0	0	0	21
14	Z. Ervin	1-1	0-0	1-2	0-1	1	1	3	0	0	0	0	14
21	A. Pack	0-3	0-0	0-0	0-2	2	0	0	0	1	0	0	15
TEAM					3-2	5				2			
TOTALS		20-59	3-13	7-8	7-24	31	14	50	3	7	0	4	200
TOTAL FG%:		1st: 9-30	.300	2nd: 11-29	379	Game:		20-59	.339				
3-PT FG%:		1st: 1-6	.167	2nd: 2-7	286	Game:		3-13	.231				
FT%:		1st: 3-4	.750	2nd: 4-4	1.000	Game:		7-8	.875				
Deadball: 1													

Technical Fouls: None

Foul Out: U-M - None; Elon - None

Officials: Donnie Eppley, Rob Riley, Bo Boroski

Attendance: 12,707 (sellout)

Score by Half

Michigan..... 31-39 70

Elon..... 22-28 50

GAME #4

Michigan: 111

Houston Baptist: 68

November 22, 2019

Ann Arbor, Mich. • Crisler Center

TV: BTN+ (Student U)



#	U-M	FG	3FG	FT	O-D	RB	PF	PTS	A	TO	B	S	MIN
02	I. Livers, f	9-10	4-5	2-2	0-1	1	0	24	2	0	0	0	24
15	J. Teske, c	1-3	0-0	1-2	3-9	12	1	3	2	2	1	4	19
03	Z. Simpson, g	8-10	3-4	3-4	1-4	5	2	22	14	3	0	2	29
05	A. Nunez, g	3-11	2-10	0-0	0-0	0	1	8	1	0	0	0	21
55	E. Brooks, g	4-12	1-2	0-0	0-1	1	2	9	7	1	0	2	24
00	D. DeJulius	4-9	2-4	0-1	1-3	4	0	10	2	2	0	0	18
11	C. Castleton	6-7	0-0	2-3	2-1	3	1	14	0	0	2	1	14
14	R. Ozuna-Harrison	1-1	0-0	0-0	0-0	0	0	2	0	0	0	0	3
22	C. Bajema	2-3	1-2	0-0	0-2	2	3	5	0	1	0	0	13
23	B. Johns Jr.	2-3	0-0	1-2	2-6	8	2	5	0	2	1	0	17
24	C.J. Baird	1-2	1-2	0-0	0-0	0	0	3	0	1	0	0	5
32	L. Wilson	0-2	0-0	0-0	0-1	1	0	0	1	0	0	0	3
44	J. Fauds	0-1	0-0	2-2	1-1	2	0	2	0	0	0	0	3
51	A. Davis	2-3	0-0	0-0	1-2	3	0	4	0	0	0	0	7
TEAM					0-4	4							
TOTALS		43-77	14-29	11-16	11-35	46	12	111	29	12	4	9	200
TOTAL FG%:		1st: 23-39	590	2nd: 20-38	526	Game: 43-77 .558							
3-PT FG%:		1st: 9-19	.474	2nd: 5-10	.500	Game: 14-29 .483							
FT%:		1st: 8-12	.667	2nd: 3-4	.750	Game: 11-16 .688							
Deadball: 2,1													

#	Houston Baptist	FG	3FG	FT	O-D	RB	PF	PTS	A	TO	B	S	MIN
50	R. Gomes, c	3-6	0-1	0-0	2-4	6	3	6	0	0	0	0	16
00	I. DuBose, g	6-17	3-5	1-4	3-4	7	3	16	2	3	0	0	28
04	M. Pierre, g	5-11	1-4	2-2	1-1	2	0	13	0	4	0	1	25
10	T. Dalton, g	0-4	0-0	0-0	0-4	4	1	0	2	6	0	1	26
22	J. Gates, g	5-13	3-8	2-3	0-4	4	0	15	1	1	0	3	29
02	Q. Murphy	2-7	0-0	1-2	0-2	2	2	5	1	2	0	0	17
03	J. Stent	1-3	1-3	0-0	0-2	2	4	3	0	1	0	0	18
13	P. McKenzie	0-1	0-0	0-0	0-0	0	0	0	0	1	0	0	12
14	A. Charles Jr.	0-1	0-1	0-0	0-1	1	0	0	0	0	0	0	3
20	N. Jones	1-1	0-0	0-0	0-1	1	0	2	0	0	0	0	3
21	N. Thomasson	1-3	0-1	0-0	0-1	0	1	2	0	0	0	0	3
32	B. Uloko	2-3	0-0	0-0	0-0	0	2	4	0	0	0	0	10
34	Z. Ileyemi	0-1	0-0	2-2	1-1	2	2	2	0	1	0	0	10
TEAM					3-1	4							
TOTALS		26-71	8-23	8-13	10-26	36	17	68	6	19	0	5	200
TOTAL FG%:		1st: 11-36	.306	2nd: 15-35	.429	Game: 26-71		.366					
3-PT FG%:		1st: 3-9	.333	2nd: 5-14	.357	Game: 8-23		.348					
FT%:		1st: 1-4	.250	2nd: 7-9	.778	Game: 8-13		.615					
Deadball: 4													

Technical Fouls: None

Foul Out: U-M - None; Houston Baptist - None

Officials: Brooks Wells, Michael Kitts, Larry Sciotto

Attendance: 12,707 (sellout)

Score by Half

Michigan..... 63-48 111

Houston Baptist..... 26-42 68

GAME #5 | BATTLE 4 ATLANTIS

Michigan: 83

vs. Iowa State: 76

November 27, 2019

Paradise Island, Bahamas • Imperial Arena

TV: ESPN



#	U-M	FG	3FG	FT	O-D	RB	PF	PTS	A	TO	B	S	MIN
02	I. Livers, f	5-13	3-6	4-5	0-4	4	2	17	1	2	0	1	34
15	J. Teske, c	4-6	1-2	2-2	0-6	6	4	11	1	3	1	1	16
03	Z. Simpson, g	4-4	0-0	2-4	0-7	7	2	10	13	8	0	1	35
21	F. Wagner, g	2-5	2-3	0-0	0-3	3	5	6	1	0	1	0	23
55	E. Brooks, g	2-5	1-3	3-4	0-3	3	0	8	2	3	0	1	29
00	D. DeJulius	5-6	2-3	2-2	0-3	3	1	14	0	1	0	0	22
05	A. Nunez	1-2	1-2	0-0	0-0	0	0	3	0	0	0	1	7
11	C. Castleton	5-7	0-1	0-1	2-0	2	2	10	0	2	1	0	17
23	B. Johns Jr.	1-3	0-1	0-0	0-5	5	1	2	0	2	0	0	10
51	A. Davis	1-1	0-0	0-0	1-1	2	2	2	0	1	0	0	7
TEAM					2-2	4							
TOTALS		30-52	10-21	13-18	5-34	39	19	83	18	22	3	5	200
TOTAL FG%:		1st: 15-28	.536	2nd: 15-24	.625	Game:		30-52	.577				
3-PT FG%:		1st: 4-12	.333	2nd: 6-9	.667	Game:		10-21	.476				
FT%:		1st: 7-8	.875	2nd: 6-10	.600	Game:		13-18	.722				
Deadball: 1,1													

Box Scores: 2019-20



Eli Brooks led U-M with 24 points, including four 3-pointers. His clutch triple with 1:12 left stopped a Tar Heel run and paced the Wolverines to the semifinal victory.



Jon Teske was named the Battle 4 Atlantis MVP and to the All-Tournament team after a 19 points, 15 rebound, four block effort against Gonzaga.



Jon Teske posted his third double-double of the season with 18 points and 10 rebounds in the loss at No. 1 Louisville in the ACC/B1G Challenge.

GAME #6 | BATTLE 4 ATLANTIS

Michigan: 73

vs. #6/4 North Carolina: 64

November 28, 2019

Paradise Island, Bahamas • Imperial Arena

TV: ESPN



#	U-M	FG	3FG	FT	O-D	RB	PF	PTS	A	TO	B	S	MIN
02	I. Livers, f	5-13	2-7	0-1	0-4	4	5	12	3	1	0	1	35
15	J. Teske, c	4-8	2-4	0-1	2-6	8	2	10	1	3	4	1	33
03	Z. Simpson, g	3-4	1-1	0-0	0-2	2	5	7	6	1	1	1	17
21	F. Wagner, g	1-6	1-5	0-0	2-3	5	3	3	3	4	0	2	33
55	E. Brooks, g	9-14	4-6	2-4	0-5	5	1	24	0	4	0	1	39
00	D. DeJulius	5-9	1-3	0-0	0-1	1	1	11	2	1	0	0	23
11	C. Castleton	1-1	0-0	2-2	1-2	3	0	4	0	0	0	0	7
23	B. Johns Jr.	0-1	0-0	2-2	0-3	3	1	2	0	1	2	1	13
TEAM							1-2	3	1				
TOTALS		28-56	11-26	6-10	6-28	34	18	73	15	16	7	7	200
TOTAL FG%:		1st: 15-29	.517	2nd: 13-27	.481	Game:		28-56	.500				
3-PT FG%:		1st: 5-13	.385	2nd: 6-13	.462	Game:		11-26	.423				
FT%:		1st: 4-6	.667	2nd: 2-4	.500	Game:		6-10	.600				
Deadball: 1													

#	#6/4 UNC	FG	3FG	FT	O-D	RB	PF	PTS	A	TO	B	S	MIN
05	A. Bacot, f	3-10	0-0	0-0	1-5	6	1	6	0	3	1	0	22
15	G. Brooks, f	6-13	0-0	1-4	4-4	8	1	13	0	3	0	0	33
01	L. Black, g	1-2	0-0	0-0	0-1	1	1	2	0	1	0	0	21
02	C. Anthony, g	8-17	2-7	4-6	1-6	7	3	22	3	3	0	2	33
04	B. Robinson, g	4-8	0-3	1-2	1-2	3	2	9	4	0	0	1	32
03	A. Platek	1-3	0-1	2-2	0-0	0	2	4	0	0	0	0	16
11	S. Rush	0-0	0-0	0-0	0-0	0	0	0	0	0	0	0	1
22	W. Miller	0-0	0-0	0-0	0-0	0	0	0	0	0	0	0	2
30	K.J. Smith	0-0	0-0	0-0	0-0	0	1	0	0	0	0	0	1
32	J. Pierce	0-3	0-2	1-2	1-0	1	0	1	1	0	1	0	17
42	B. Huffman	2-2	0-0	0-2	0-1	1	0	4	0	0	0	0	6
55	C. Keeling	1-3	0-0	1-2	0-2	2	4	3	0	1	0	1	16
TEAM		3-4 7											
TOTALS		26-61	2-13	10-20	11-25	36	15	64	8	11	2	4	200
TOTAL FG%:		1st: 13-29	.448	2nd: 13-32	.406	Game:		26-61	.426				
3-PT FG%:		1st: 1-6	.167	2nd: 1-7	.143	Game:		2-13	.154				
FT%:		1st: 7-10	.700	2nd: 3-10	.300	Game:		10-20	.500				
Deadball: 6													

Technical Fouls: None

Foul Out: U-M - None; North Carolina - None

Officials: Gary Maxwell, Mike Roberts, Gerry Pollard

Attendance: 1,828

Score by Half

Michigan..... 39-34 73

vs. #6/4 North Carolina..... 34-40 64

GAME #7 | BATTLE 4 ATLANTIS

Michigan: 82

vs. #8/7 Gonzaga: 64

November 29, 2019

Paradise Island, Bahamas • Imperial Arena

TV: ESPN



#	U-M	FG	3FG	FT	O-D	RB	PF	PTS	A	TO	B	S	MIN
02	I. Livers, f	8-11	5-8	0-0	0-1	1	1	21	1	0	1	0	34
15	J. Teske, c	9-15	1-3	0-1	5-10	15	3	19	0	3	4	1	31
03	Z. Simpson, g	6-11	1-2	0-0	1-5	6	2	13	13	2	0	1	34
21	F. Wagner, g	4-8	0-1	2-2	0-4	4	3	10	0	1	0	2	25
55	E. Brooks, g	3-10	2-4	0-0	1-4	5	2	8	2	3	0	0	35
00	D. DeJulius	3-5	3-5	0-2	0-1	1	1	9	1	1	0	0	22
05	A. Nunez	0-0	0-0	0-0	0-0	0	0	0	0	0	0	0	6
11	C. Castleton	0-2	0-0	0-0	0-3	3	0	0	0	1	1	0	8
22	C. Bajema	1-1	0-0	0-0	0-0	0	0	2	0	0	0	0	1
23	B. Johns Jr.	0-0	0-0	0-0	0-0	0	0	0	0	0	0	1	3
51	A. Davis	0-0	0-0	0-0	0-0	0	0	0	0	0	0	0	1
TEAM		0-3 3											
TOTALS		34-63	12-23	2-5	7-31	38	12	82	17	11	6	5	200
TOTAL FG%:		1st: 16-33	.485	2nd: 18-30	.600	Game: 34-63 .540							
3-PT FG%:		1st: 4-10	.400	2nd: 8-13	.615	Game: 12-23 .522							
FT%:		1st: 0-3	.000	2nd: 2-2	1.000	Game: 2-5 .400							
Deadball: 1													

#	#8/7 Gonzaga	FG	3FG	FT	O-D	RB	PF	PTS	A	TO	B	S	MIN	
03	F. Petrushev, f	4-16	1-1	0-0	2-7	9	1	9	0	3	0	0	24	
24	C. Kispert, f	1-4	1-3	3-5	3-3	6	1	6	0	2	0	0	37	
33	K. Tilliem f	9-14	2-4	0-1	0-3	3	0	20	1	0	0	0	26	
01	A. Gilder, g	1-6	1-1	2-4	2-1	3	1	5	0	0	0	1	19	
04	R. Woolridge, g	3-7	0-0	0-0	1-0	1	2	6	5	4	0	3	32	
02	D. Timme	4-9	0-0	1-3	1-3	4	1	9	2	1	0	2	24	
05	M. Arlauskas	0-0	0-0	0-0	1-1	2	0	0	0	0	1	0	6	
10	P. Zakkharov	0-0	0-0	0-0	0-0	0	0	0	0	0	0	0	2	
11	J. Ayayi	4-9	1-3	0-0	1-6	7	2	9	4	2	0	0	29	
23	M. Lang	0-0	0-0	0-0	0-0	0	0	0	0	0	0	0	1	
TEAM							2	1						
TOTALS		26-65	6-12	6-13	13-24	37	8	64	12	13	1	6	200	
TOTAL FG%:		1st: 10-31	.323	2nd: 16-34	.471	Game:		26-65	.400					
3-PT FG%:		1st: 2-4	.500	2nd: 4-8	.500	Game:		6-12	.500					
FT%:		1st: 3-7	.429	2nd: 3-6	.500	Game:		6-13	.462					
Deadball: 2														

Technical Fouls: None

Foul Out: U-M - None; Gonzaga - None

Officials: Jamie Luckie, Gary Maxwell, Bert Smith

Attendance: 1,503

Score by Half

Michigan..... 36-46 82

vs. #8/7 Gonzaga..... 25-39 64

GAME #8 | ACC/B1G CHALLENGE

#4/5 Michigan: 43

at #1/1 Louisville: 58

December 3, 2019

Louisville, Ky. • KFC Yum! Center

TV: ESPN



#	#4/5 U-M	FG	3FG	FT	O-D	RB	PF	PTS	A	TO	B	S	MIN
02	I. Livers, f	1-9	1-4	0-0	0-5	5	2	3	1	1	2	0	38
15	J. Teske, c	6-18	1-4	5-8	4-6	10	3	18	0	0	0	1	31
03	Z. Simpson, g	4-11	0-2	1-3	0-1	1	4	9	3	4	0	0	35
21	F. Wagner, g	2-6	1-5	0-0	0-4	4	0	5	0	3	1	1	30
55	E. Brooks, g	0-6	0-1	2-2	0-7	7	1	2	1	0	0	0	24
00	D. DeJulius	0-3	0-2	2-2	0-3	3	1	2	1	0	0	2	18
05	A. Nunez	0-0	0-0	0-0	0-0	0	0	0	0	0	0	0	4
11	C. Castleton	1-1	0-0	0-0	2-1	3	0	2	0	1	0	0	9
22	C. Bajema	0-0	0-0	0-0	0-0	0	0	0	0	0	0	0	4
23	B. Johns Jr.	1-3	0-0	0-0	2-3	5	3	2	0	1	0	0	15
32	L. Wilson	0-1	0-1	0-0	0-0	0	0	0	0	0	0	0	4
TEAM		1-2 3											
TOTALS		15-58	3-19	10-15	9-32	41	14	43	6	10	3	4	200
TOTAL FG%:		1st: 6-30	.200	2nd: 9-28	.321	Game:		15-58	.259				
3-PT FG%:		1st: 1-6	.167	2nd: 2-13	.154	Game:		3-19	.158				
FT%:		1st: 5-8	.625	2nd: 5-7	.714	Game:		10-15	.667				
Deadball: 2													

#	#1/1 Louisville	FG	3FG	FT	O-D	RB	PF	PTS	A	TO	B	S	MIN
24	D. Sutton, f	1-3	0-1	2-4	2-9	11	1	4	0	0	1	1	35
33	J. Nwora, f	9-23	1-5	3-5	2-10	12	22	22	1	1	1	1	36
23	S. Enoch, c	5-10	2-5	1-2	3-7	10	2	13	0	1	1	1	26
02	D. Perry, g	2-4	0-1	0-0	0-0	0	3	4	2	2	0	1	21
30	R. McMahom, g	1-8	1-5	1-2	0-1	1	3	4	2	1	1	1	35
00	L. Kimble	1-5	0-0	3-4	0-3	3	5	3	2	0	2	2	22
05	M. Williams	1-3	0-2	0-0	1-2	3	1	2	0	0	0	1	14
10	S. Williamson	2-3	0-0	1-1	1-3	4	1	4	0	1	0	0	9
11	Q. Slazinski	0-0	0-0	0-0	0-0	4	0	0	0	0	0	0	0+
13	D. Johnson	0-1	0-0	0-0	0-0	0	0	0	0	0	0	0	2
20	J. Nickellberry	0-0	0-0	0-0	0-0	0	0	0	0	0	0	0	0+
22	A. Igiehon	0-0	0-0	0-0	0-0	0	0	0	0	0	0	0	0+
TEAM					2-2	4							
TOTALS		22-60	4-19	10-18	11-37	48	16	528	8	8	4	6	200
TOTAL FG%:		1st: 10-31	.323	2nd: 12-29	.414	Game: 22-60		.367					
3-PT FG%:		1st: 3-10	.300	2nd: 1-9	.111	Game: 4-19		.211					
FT%:		1st: 5-10	.500	2nd: 5-8	.625	Game: 10-18		.556					
Deadball: 3													

Box Scores: 2019-20



Brandon Johns Jr. came off the bench to score 12 points and grab eight rebounds in 19 minutes in U-M's Big Ten opening win over Iowa, 103-91.



Jon Teske posted a U-M-best 16 points along with seven rebounds, a block and a steal, but, the Wolverines fell in their first conference road game at Illinois, 71-62.



Franz Wagner made four 3-pointers and posted 21 points, however, U-M could not complete the comeback falling to No. 10 Oregon, 71-70, in overtime at Crisler.

GAME #9 | B1G GAME

#4/5 Michigan: 103

Iowa: 91

December 6, 2019

Ann Arbor, Mich. • Crisler Center

TV: FS1



#	#4/5 U-M	FG	3FG	FT	O-D	RB	PF	PTS	A	TO	B	S	MIN
02	I. Livers, f	3-7	2-4	6-6	1-5	6	5	14	3	0	1	0	32
15	J. Teske, c	7-9	0-1	2-2	2-3	5	4	16	3	3	4	1	23
03	Z. Simpson, g	4-5	2-3	6-8	0-6	6	3	16	7	4	0	2	29
21	F. Wagner, g	4-10	1-5	9-10	1-1	2	1	18	0	1	0	1	28
55	E. Brooks, g	4-8	3-6	2-4	0-5	5	1	13	4	1	1	0	35
00	D. DeJulius	1-6	0-2	0-0	0-0	0	0	2	3	0	0	0	18
11	C. Castleton	1-1	0-0	2-2	0-1	1	2	4	0	0	0	0	6
23	C. Johns Jr.	4-6	2-3	2-2	5-3	8	0	12	1	0	0	0	19
51	A. Davis	4-6	0-0	0-0	2-1	3	3	8	0	0	0	0	10
TEAM					1-1	2							
TOTALS					32-58	10-24	29-34	12-26	38	19	103	21	9 6 4 200
TOTAL FG%:					1st: 17-31	.548	2nd: 15-27	.556	Game: 32-58 .552				
3-PT FG%:					1st: 6-13	.462	2nd: 4-11	.364	Game: 10-24 .417				
FT%:					1st: 10-10	1.000	2nd: 19-24	.792	Game: 29-34 .853				
					Deadball: 4								

#	Iowa	FG	3FG	FT	O-D	RB	PF	PTS	A	TO	B	S	MIN
55	L. Garza, c	17-32	0-3	10-13	6-2	8	4	44	0	0	0	0	37
03	J. Bohannon, g	3-11	2-6	0-0	0-0	0	3	8	3	1	0	0	29
05	C.J. Fredrick, g	3-6	0-2	0-0	0-0	0	2	6	5	2	0	0	30
10	J. Wieskamp, g	2-6	1-2	2-3	2-3	5	3	7	1	1	0	0	30
30	C. McCaffery, g	4-8	0-2	4-5	4-3	7	4	12	3	0	0	0	30
01	J. Toussaint	3-6	0-0	0-1	0-1	2	6	1	2	0	1	12	
04	B. Evelyn	0-0	0-0	0-0	0-0	0	1	0	0	0	0	0	9
15	R. Kriener	3-4	0-0	0-0	2-1	3	2	6	0	0	0	0	14
35	C. Pemsli	0-1	0-0	2-2	0-4	4	1	2	0	1	0	0	9
TEAM					1-1	2							
TOTALS		35-74	3-15	18-24	15-15	30	22	91	13	7	0	1	200
TOTAL FG%:		1st: 15-34	.441	2nd: 20-40	.500	Game: 35-74		.473					
3-PT FG%:		1st: 1-4	.250	2nd: 2-11	.182	Game: 3-15		.200					
FT%:		1st: 7-8	.875	2nd: 11-16	.688	Game: 18-24		.750					
Deadball: 4													

Technical Fouls: None

Foul Out: U-M - None; Iowa - None

Officials: Terry Wymer, Larry Sciroto, Courtney Green

Attendance: 12,707 (sellout)

Score by Half

#4/5 Michigan.....	50-53	103
Iowa	38-53	91

GAME #10 | B1G GAME

#5/7 Michigan: 62

at Illinois: 71

December 11, 2019

Champaign, Ill. • State Farm Center

TV: BTN



#	#5/7 U-M	FG	3FG	FT	O-D	RB	PF	PTS	A	TO	B	S	MIN
02	I. Livers, f	4-6	2-3	2-2	0-1	1	4	12	0	0	1	1	37
15	J. Teske, c	7-11	1-4	1-1	1-6	7	2	16	0	2	1	1	31
03	Z. Simpson, g	4-14	0-2	1-2	2-2	4	2	9	8	1	0	0	36
21	F. Wagner, g	2-8	0-4	0-0	0-2	2	3	4	0	3	3	1	27
55	E. Brooks, g	6-12	0-1	0-0	2-1	3	3	12	3	2	0	0	27
00	D. DeJulius	3-7	0-1	1-1	0-2	2	1	7	1	0	0	1	19
05	A. Nunez	0-1	0-1	0-0	0-0	0	1	0	0	0	0	0	6
11	C. Castleton	0-0	0-0	0-0	0-1	1	2	0	0	0	0	0	9
23	B. Johns Jr.	1-3	0-2	0-0	0-4	4	0	2	0	0	0	2	8
TEAM					1-3	4							
TOTALS					27-62	3-18	5-6	6-22	28	18	62	12	8 5 6 200
TOTAL FG%:					1st: 12-29	.414	2nd: 15-33	.455	Game: 27-62 .435				
3-PT FG%:					1st: 2-12	.167	2nd: 1-6	.167	Game: 3-18 .167				
FT%:					1st: 2-2	1.000	2nd: 3-4	.750	Game: 5-6 .833				
					Deadball: 1								

#	Illinois	FG	3FG	FT	O-D	RB	PF	PTS	A	TO	B	S	MIN
15	G. Bezhaniashvili, f	6-10	0-2	0-0	2-6	8	2	12	1	3	1	0	35
21	K. Cockburn, c	6-14	0-1	7-9	6-4	10	1	19	1	1	4	0	30
01	T. Frazier, g	3-8	0-4	2-2	0-1	1	3	8	0	0	0	2	26
11	A. Dosunmu, g	6-13	0-0	2-2	2-6	8	1	14	3	4	0	0	36
20	D. Williams, g	0-1	0-1	0-0	1-3	4	2	0	0	1	1	0	25
00	A. Griffin	0-3	0-1	0-0	0-2	2	0	0	0	0	0	0	11
02	K. Nichols	1-3	0-1	3-4	0-1	1	1	5	0	1	0	3	14
TEAM					4-3	7							
TOTALS		28-61	1-11	14-20	15-29	44	10	71	6	13	6	5	200
TOTAL FG%:		1st: 15-34	.441	2nd: 13-27	.481	Game: 28-61		.459					
3-PT FG%:		1st: 0-7	.000	2nd: 1-4	.250	Game: 1-11		.091					
FT%:		1st: 0-0	.000	2nd: 14-20	.700	Game: 14-20		.700					
												Deadball: 2	

Technical Fouls: U-M: Z. Simpson; Illinois: T. Frazier

Foul Out: U-M - None; Illinois - None

Officials: Bo Boroski, Keith Kimble, Lewis Garrison

Attendance: 13,277

Score by Half

#5/7 Michigan.....	28-34	62
at Illinois	30-41	71

GAME #11 | OVERTIME

#5/7 Michigan: 70

#10/13 Oregon: 71

December 14, 2019

Ann Arbor, Mich. • Crisler Center

TV: CBS



#	#5/7 U-M	FG	3FG	FT	O-D	TOT	F	TP	A	TO	B	S	MIN
02	I. Livers, f	5-12	3-6	0-0	1-4	5	1	13	0	2	0	0	41
15	J. Teske, c	1-3	0-0	2-2	0-4	4	2	4	0	0	1	0	24
03	Z. Simpson, g	3-11	0-1	2-2	0-3	3	3	8	11	4	0	1	42
21	F. Wagner, g	8-13	4-7	1-1	1-3	4	3	21	0	0	0	0	34
55	E. Brooks, g	1-6	0-1	0-0	0-2	2	1	2	1	2	0	0	32
00	D. DeJulius	5-9	2-5	2-3	0-0	0	1	14	0	1	0	2	24
05	A. Nunez	0-1	0-1	0-0	0-0	0	0	0	0	1	0	0	3
11	C. Castleton	0-0	0-0	0-0	0-0	0	1	0	0	0	0	0	3
23	B. Johns Jr.	2-6	0-0	4-6	4-5	9	0	8	2	1	2	1	22
TEAM					4-1	5							
TOTALS					25-61	9-21	11-14	10-22	32	12	70	14	11 3 4 225
TOTAL FG%:					1st: 7-29	.241	2nd: 15-23	.652	OT: 3-9 .333				
3-PT FG%:					1st: 3-13	.231	2nd: 5-6	.833	OT: 1-2 .500				
FT%:					1st: 6-7	.857	2nd: 5-5	1.000	OT: 0-2 .000				
					Game: 25-61 .410								
					Game: 9-21 .429								
					Game: 11-14 .786								
					Deadball: 3								

#	#10/13 Oregon	FG	3FG	FT	O-D	TOT	F	TP	A	TO	B	S	MIN
14	C.J. Walker, f	3-5	1-1	0-0	0-2	2	3	7	0	1	2	0	24
33	F. Okoro, f	1-2	0-0	2-2	1-3	4	4	4	0	1	1	1	22
03	P. Pritchard, g	11-19	0-1	1-3	0-3	3	2	23	4	3	0	3	40
05	C. Duarte, g	3-7	1-3	4-5	1-5	6	1	11	0	2	0	1	24
32	A. Mathis, g	6-10	6-10	1-2	0-4	4	1	19	0	2	1	0	37
00	W. Richardson	3-7	0-0	1-1	0-4	4	1	7	1	1	0	0	37
13	C. Lawson	0-1	0-0	0-0	3-3	6	2	0	1	3	0	0	27
22	A. Patterson	0-2	0-1	0-0	0-0	0	1	0	0	0	0	0	14
TEAM					1-2	3				3			
TOTALS		27-53	8-16	9-13	6-26	32	15	71	6	16	3	6	225
TOTAL FG%:		1st: 12-26	.462	2nd: 11-22	.500	OT: 4-5		.800					
3-PT FG%:		1st: 5-10	.500	2nd: 3-6	.500	OT: 0-0		.000					
FT%:		1st: 2-2	1.000	2nd: 7-10	.700	OT: 0-1		.000					
						Game: 27-53		.509					
						Game: 8-16		.500					
						Game: 9-13		.692					
						Deadball: 2							

Box Scores: 2019-20



Eli Brooks led U-M with 16 points, three rebounds, three steals and two assists in the Wolverines 86-44 pre-holiday win over Presbyterian



Jon Teske went 11-for-14 from the field for a game-high 25 points at the Wolverines closed their non-conference schedule with an 86-60 win over UMass Lowell.



Zavier Simpson posted 14 points, five rebounds and eight assists, however, U-M was unable to breakthrough its first half deficit dropping an 87-69 loss at MSU.

GAME #12

#14/15 Michigan: 86

Presbyterian College: 44

December 21, 2019

Ann Arbor, Mich. • Crisler Center

TV: BTN

#	#14/15 U-M	FG	3FG	FT	O-D	RB	PF	PTS	A	TO	B	S	MIN
02	I. Livers, f	0-0	0-0	2-2	0-1	1	0	2	0	0	0	0	3
15	J. Teske, c	6-9	0-1	3-5	3-4	7	0	15	0	2	0	0	20
03	Z. Simpson, g	3-4	1-1	2-2	0-5	5	2	9	9	4	0	1	27
21	F. Wagner, g	1-3	1-3	0-0	0-4	4	0	3	0	1	0	2	17
55	E. Brooks, g	6-11	3-5	1-2	1-2	3	0	16	2	0	0	3	26
00	D. DeJulius	4-8	4-7	0-0	0-1	1	0	12	0	0	0	0	23
05	A. Nunez	2-4	1-2	0-0	0-0	0	5	5	0	0	0	0	13
11	C. Castleton	0-2	0-1	6-8	3-4	7	1	6	1	0	0	0	22
14	R. Ozuna-Harrison	0-0	0-0	0-0	1-0	1	0	0	1	0	0	0	3
22	C. Bajema	3-4	1-2	2-2	0-1	1	0	9	0	0	0	0	11
24	C.J. Baird	1-3	0-2	0-0	0-1	1	3	2	0	0	1	0	10
32	L. Wilson	0-3	0-3	0-0	0-0	0	0	0	0	0	0	0	5
44	J. Faulds	0-0	0-0	0-0	0-3	3	0	0	0	1	0	0	3
51	A. Davis	2-2	0-0	3-4	4-4	8	1	7	1	2	3	1	17
TEAM													2
TOTALS													200
TOTAL FG%: 1st: 11-23 .478 2nd: 17-30 .567 Game: 28-53 .528													
3-PT FG%: 1st: 5-12 .417 2nd: 6-15 .400 Game: 11-27 .407													
FT%: 1st: 11-15 .733 2nd: 8-10 .800 Game: 19-25 .760													
Deadball: 2													

GAME #13

#11/15 Michigan: 86

UMass Lowell: 60

December 29, 2019

Ann Arbor, Mich. • Crisler Center

TV: FS1

#	#11/15 U-M	FG	3FG	FT	O-D	RB	PF	PTS	A	TO	B	S	MIN
23	B. Johns, Jr., f	3-4	0-1	0-0	1-3	4	2	6	1	1	0	0	21
15	J. Teske, c	11-14	0-0	3-4	3-5	8	1	25	0	1	0	0	25
03	Z. Simpson, g	3-8	1-3	2-2	2-4	6	1	9	10	4	0	1	28
21	F. Wagner, g	2-4	0-1	0-0	1-2	3	3	4	0	1	0	1	17
55	E. Brooks, g	6-12	3-7	0-0	0-2	2	2	15	3	0	0	0	30
00	D. DeJulius	1-5	1-3	0-0	0-1	1	2	3	1	2	0	0	22
05	A. Nunez	2-7	2-5	0-0	0-1	1	0	6	0	2	0	0	17
11	C. Castleton	2-6	0-0	0-0	3-6	9	0	4	3	1	1	0	13
14	R. Ozuna-Harrison	0-0	0-0	0-0	0-0	0	0	0	1	0	0	0	2
22	C. Bajema	1-1	0-0	0-0	0-0	0	0	2	0	1	1	2	4
24	C.J. Baird	0-0	0-0	0-0	0-0	0	0	0	0	0	0	0	4
32	L. Wilson	1-1	1-1	0-0	0-0	0	0	3	0	0	0	0	2
44	J. Faulds	1-1	0-0	0-0	0-1	1	0	2	0	0	0	0	2
51	A. Davis	3-4	0-0	1-1	0-3	3	1	7	0	1	0	0	13
TEAM													0-3 3
TOTALS													200
TOTAL FG%: 1st: 16-31 .516 2nd: 20-36 .556 Game: 36-67 .537													
3-PT FG%: 1st: 5-13 .385 2nd: 3-8 .375 Game: 8-21 .381													
FT%: 1st: 5-6 .833 2nd: 1-1 1.000 Game: 6-7 .857													
Deadball: 0,2													

GAME #14

#12/13 Michigan: 69

at #14/16 Michigan State: 87

January 5, 2020

East Lansing, Mich. • Breslin Center

TV: CBS

#	#12/13 U-M	FG	3FG	FT	O-D	RB	PF	PTS	A	TO	B	S	MIN
23	B. Johns Jr., f	4-9	1-4	3-3	0-2	2	3	12	0	3	0	1	30
15	J. Teske, c	6-12	1-3	2-4	2-3	5	5	15	0	3	2	1	25
03	Z. Simpson, g	6-18	1-6	1-4	2-3	5	4	14	8	2	0	1	38
21	F. Wagner, g	2-5	2-3	4-4	3-4	7	3	10	0	1	1	3	30
55	E. Brooks, g	1-5	0-4	0-0	1-4	5	1	2	3	1	0	1	36
00	D. DeJulius	3-9	0-2	2-2	1-1	2	3	8	1	1	1	1	18
05	A. Nunez	0-0	0-0	0-0	0-0	0	0	0	0	0	0	0	2
11	C. Castleton	0-4	0-1	0-0	0-0	0	0	0	2	0	1	0	6
14	R. Ozuna-Harrison	0-0	0-0	0-0	0-0	0	0	0	0	0	0	0	0+
22	C. Bajema	0-0	0-0	0-0	0-0	0	0	0	0	0	0	0	0+
24	C.J. Baird	0-0	0-0	1-2	0-0	0	0	0	1	0	0	0	0+
32	L. Wilson	0-0	0-0	0-0	0-0	0	0	0	0	0	0	0	0+
44	J. Faulds	0-0	0-0	0-0	0-1	1	0	0	0	0	0	0	0+
51	A. Davis	3-7	0-0	1-3	3-1	4	3	7	0	0	0	1	15
TEAM													2-1 3
TOTALS													200
TOTAL FG%: 1st: 14-38 .368 2nd: 11-31 .355 Game: 25-69 .362													
3-PT FG%: 1st: 2-12 .167 2nd: 3-11 .273 Game: 5-23 .217													
FT%: 1st: 4-8 .500 2nd: 10-14 .714 Game: 14-22 .636													
Deadball: 3													

GAME #15

#14/15 U-M FG | 3FG | FT | O-D | RB | PF | PTS | A | TO | B | S | MIN || 02 | I. Livers, f | 0-0 | 0-0 | 2-2 | 0-1 | 1 | 0 | 2 | 0 | 0 | 0 | 0 | 3 |
15	J. Teske, c	6-9	0-1	3-5	3-4	7	0	15	0	2	0	0	20
03	Z. Simpson, g	3-4	1-1	2-2	0-5	5	2	9	9	4	0	1	27
21	F. Wagner, g	1-3	1-3	0-0	0-4	4	0	3	0	1	0	2	17
55	E. Brooks, g	6-11	3-5	1-2	1-2	3	0	16	2	0	0	3	26
00	D. DeJulius	4-8	4-7	0-0	0-1	1	0	12	0	0	0	0	23
05	A. Nunez	2-4	1-2	0-0	0-0	0	5	5	0	0	0	0	13
11	C. Castleton	0-2	0-1	6-8	3-4	7	1	6	1	0	0	0	22
14	R. Ozuna-Harrison	0-0	0-0	0-0	1-0	1	0	0	1	0	0	0	3
22	C. Bajema	3-4	1-2	2-2	0-1	1	0	9	0	0	0	0	11
24	C.J. Baird	1-3	0-2	0-0	0-1	1	3	2	0	0	1	0	10
32	L. Wilson	0-3	0-3	0-0	0-0	0	0	0	0	0	0	0	5
44	J. Faulds	0-0	0-0	0-0	0-3	3	0	0	0	1	0	0	3
51	A. Davis	2-2	0-0	3-4	4-4	8	1	7	1	2	3	1	17
TEAM													0-2 2
TOTALS													200
TOTAL FG%: 1st: 11-23 .478 2nd: 17-30 .567 Game: 28-53 .528													
3-PT FG%: 1st: 5-12 .417 2nd: 6-15 .400 Game: 11-27 .407													
FT%: 1st: 11-15 .733 2nd: 8-10 .800 Game: 19-25 .760													
Deadball: 2													

GAME #16

#14/15 U-M FG | 3FG | FT | O-D | RB | PF | PTS | A | TO | B | S | MIN || 02 | I. Livers, f | 0-0 | 0-0 | 2-2 | 0-1 | 1 | 0 | 2 | 0 | 0 | 0 | 0 | 3 |
15	J. Teske, c	6-9	0-1	3-5	3-4	7	0	15	0	2	0	0	20
03	Z. Simpson, g	3-4	1-1	2-2	0-5	5	2	9	9	4	0	1	27
21	F. Wagner, g	1-3	1-3	0-0	0-4	4	0	3	0	1	0	2	17
55	E. Brooks, g	6-11	3-5	1-2	1-2	3	0	16	2	0	0	3	26
00	D. DeJulius	4-8	4-7	0-0	0-1	1	0	12	0	0	0	0	23
05	A. Nunez	2-4	1-2	0-0	0-0	0	5	5	0	0	0	0	13
11	C. Castleton	0-2	0-1	6-8	3-4	7	1	6	1	0	0	0	22
14	R. Ozuna-Harrison	0-0	0-0	0-0	1-0	1	0	0	1	0	0	0	3
22	C. Bajema	3-4	1-2	2-2	0-1	1	0	9	0	0	0	0	11
24	C.J. Baird	1-3	0-2	0-0	0-1	1	3	2	0	0	1	0	10
32	L. Wilson	0-3	0-3	0-0	0-0	0	0	0	0	0	0	0	5
44	J. Faulds	0-0	0-0	0-0	0-3	3	0	0	0	1	0	0	3
51	A. Davis	2-2	0-0	3-4	4-4	8	1	7	1	2	3	1	17
TEAM					<								

Box Scores: 2019-20



Zavier Simpson scored 18 of his 22 points in the second half and OT to help will the Wolverines to an 84-78 2OT win over Purdue at Crisler Center.



Despite his 19 points and nine assist effort, Zavier Simpson and the Wolverines could not hold off a late Minnesota run as the Gophers claimed a 75-67 decision.



With five 3-pointers, Eli Brooks posted his third 20+ point game of the season with 25. Despite Brooks' shooting U-M could not match a late Iowa run and fell, 90-83.

GAME #15 | B1G GAME | 2X OT

#19/19 Michigan: 84

Purdue: 78

January 9, 2020

Ann Arbor, Mich. • Crisler Center

TV: FS1



#	#19/19 U-M	FG	3FG	FT	O-D	TOT	F	TP	A	TO	B	S	MIN
23	B. Johns Jr, f	3-10	2-6	0-0	0-1	1	3	8	1	0	0	0	26
15	J. Teske, c	6-13	1-4	5-7	3-6	9	3	18	0	1	4	1	39
03	Z. Simpson, g	9-13	1-5	3-5	0-3	3	3	22	9	3	0	0	49
21	F. Wagner, g	6-15	3-9	0-0	1-4	5	2	15	1	2	2	2	45
55	E. Brooks, g	2-6	0-3	0-2	0-2	2	1	4	0	0	0	3	41
00	D. DeJulius	2-5	0-1	7-10	0-1	1	1	11	6	0	0	1	31
05	A. Nunez	0-1	0-1	0-0	0-0	0	1	0	0	1	0	0	3
11	C. Castleton	1-1	0-0	0-0	0-4	4	1	2	0	2	0	0	8
51	A. Davis	2-2	0-0	0-0	0-1	1	2	4	0	0	1	0	8
TEAM						2-7	9						
TOTALS		31-66	7-29	15-24	6-29	35	17	84	17	9	7	7	250
TOTAL FG%:		1st: 13-29	.448	2nd: 12-25	.480	OT: 6-12	.500						
3-PT FG%:		1st: 3-12	.250	2nd: 2-12	.167	OT: 2-5	.400						
FT%:		1st: 3-3	1.000	2nd: 4-7	.571	OT: 8-14	.571						
						Game: 31-66	.470						
						Game: 7-29	.241						
						Game: 15-24	.625						
						Deadball: 5							

#	Purdue	FG	3FG	FT	O-D	TOT	F	TP	A	TO	B	S	MIN
32	M. Haarms, f	0-1	0-0	0-0	0-1	1	1	0	0	1	2	0	11
50	T. Williams, f	16-28	1-1	3-6	6-14	20	2	36	2	0	1	0	44
02	E. Hunter Jr., g	4-14	0-4	2-2	1-1	2	4	10	0	3	0	0	47
20	N. Eastern, g	1-5	0-0	0-0	2-3	5	3	2	2	3	0	0	28
55	S. Stefanovic, g	3-10	2-8	1-2	0-5	5	3	9	2	2	1	1	40
01	A. Wheeler	0-3	0-2	4-4	1-5	6	4	4	0	2	0	1	24
03	J. Proctor	1-1	1-1	0-1	0-0	0	1	3	0	2	0	0	10
11	I. Thompson	4-8	2-3	4-4	2-0	2	4	14	1	1	0	0	39
12	E. Boudreaux	0-1	0-0	0-0	0-1	1	1	0	0	1	0	0	7
TEAM					3-2	5							
TOTALS		29-71	6-19	14-19	15-32	47	23	78	7	15	4	2	250
TOTAL FG%:		1st: 13-26	.500	2nd: 11-29	.379	OT: 5-16	.313						
3-PT FG%:		1st: 1-5	.200	2nd: 4-8	.500	OT: 1-6	.167						
FT%:		1st: 1-4	.250	2nd: 8-9	.889	OT: 5-6	.833						
		Game: 29-71 .408											
		Game: 6-19 .316											
		Game: 14-19 .737											
		Deadball: 3.1											

Technical Fouls: None

Foul Out: U-M - None; Purdue - None

Officials: Bill Ek, Courtney Green, Donnie Eppley

Attendance: 12,707 (sellout)

Score by Half

#19/19 Michigan..... 32-30 6-16 84

Purdue 28-34 6-10 78

GAME #16 | B1G GAME

#19/19 Michigan: 67

at Minnesota: 75

January 12, 2020

Minneapolis, Minn. • Williams Arena

TV: BTN



#	#19/19 U-M	FG	3FG	FT	O-D	RB	PF	PTS	A	TO	B	S	MIN
23	B. Johns Jr., f	1-2	1-2	2-2	0-2	2	3	5	0	0	0	0	22
15	J. Teske, c	3-8	1-2	2-2	2-2	4	4	9	3	1	1	0	31
03	Z. Simpson, g	9-17	1-4	0-0	1-5	6	3	19	9	2	0	1	40
21	F. Wagner, g	6-14	4-9	1-2	0-4	4	4	17	1	2	0	1	36
55	E. Brooks, g	4-12	1-7	0-0	1-1	2	1	9	1	0	1	0	31
00	D. DeJulius	2-6	2-4	0-0	0-3	3	2	6	0	1	0	1	21
05	A. Nunez	0-0	0-0	0-0	0-0	0	0	0	0	0	0	0	4
11	C. Castleton	0-1	0-0	0-0	1-1	2	0	0	0	1	0	1	9
51	A. Davis	1-2	0-0	0-0	1-2	3	2	2	0	1	0	0	6
TEAM					4-0	4							
TOTALS		26-62	10-28	5-6	10-20	30	19	67	14	8	2	4	200
3-PT FG%:		1st: 12-29	.414	2nd: 14-33	.424	Game: 26-62	.419						
FT%:		1st: 6-14	.429	2nd: 4-15	.267	Game: 10-28	.357						
		1st: 1-2	.500	2nd: 4-4	1.000	Game: 5-6	.833	Deadball: 0					

#	Minnesota	FG	3FG	FT	O-D	RB	PF	PTS	A	TO	B	S	MIN
30	A. Demir, f	4-6	0-1	5-6	1-4	5	3	13	2	2	0	0	30
25	D. Oturu, c	13-18	1-2	3-7	2-5	7	1	30	0	1	0	1	35
00	P. Willis, g	1-5	1-4	0-2	1-4	5	0	3	1	1	0	0	25
05	M. Carr, g	7-13	1-3	6-8	1-3	4	2	22	12	0	1	0	40
22	G. Kalscheur, g	1-6	1-5	1-2	1-1	2	0	4	0	1	0	1	35
01	T. Williams	1-2	0-1	0-2	0-4	4	1	2	0	0	0	0	1
21	J. Omersa	1-1	0-0	0-0	0-6	6	0	2	1	0	1	1	16
TEAM					0-0	0							
TOTALS		28-51	4-16	15-27	6-27	33	7	75	16	4	1	4	200
TOTAL FG%:		1st: 13-28	.464	2nd: 15-23	.652	Game: 28-51		.549					
3-PT FG%:		1st: 2-9	.222	2nd: 2-7	.286	Game: 4-16		.250					
FT%:		1st: 2-5	.400	2nd: 13-22	.591	Game: 15-27		.556					
Deadball: 9													

Technical Fouls: None

Foul Out: U-M - None; Minnesota - None

Officials: Bo Boroski, Brian O'Connell, Steve McJunkins

Attendance: 10,453

Score by Half

#19/19 Michigan..... 31-36 67

at Minnesota 30-45 75

GAME #17 | B1G GAME

#19/20 Michigan: 83

at #RV/24 Iowa: 90

January 17, 2020

Iowa City, Iowa • Carver-Hawkeye Arena

TV: FS1



#	#19/20 U-M	FG	3FG	FT	O-D	RB	PF	PTS	A	TO	B	S	MIN
23	B. Johns Jr., f	1-3	0-2	0-0	1-4	5	5	2	2	3	2	0	28
15	J. Teske, c	5-8	2-4	2-2	1-1	2	4	14	7	0	2	4	33
03	Z. Simpson, g	3-7	1-3	0-1	0-1	1	2	7	6	2	0	1	29
21	F. Wagner, g	8-14	2-8	0-0	1-4	5	4	18	4	1	0	1	31
55	E. Brooks, g	9-17	5-11	2-2	1-3	4	0	25	1	2	0	2	40
00	D. DeJulius	5-12	0-3	0-0	0-4	4	2	10	4	0	0	0	19
05	A. Nunez	1-3	1-3	0-0	0-0	0	0	0	0	0	0	0	4
11	C. Castleton	0-1	0-0	0-0	1-1	2	1	0	0	0	1	0	4
51	A. Davis	2-3	0-0	0-0	1-0	1	4	4	0	0	0	0	12
TEAM					0-1	1							
TOTALS		34-68	11-34	4-5	6-19	25	22	83	24	8	5	8	200
TOTAL FG%:		1st: 18-37	.486	2nd: 16-31	.516	Game: 34-68	.500						
3-PT FG%:		1st: 5-17	.294	2nd: 6-17	.353	Game: 11-34	.324						
FT%:		1st: 2-2	1.000	2nd: 2-3	.667	Game: 4-5	.800						
Deadball: 0													

#	#RV/24 Iowa	FG	3FG	FT	O-D	RB	PF	PTS	A	TO	B	S	MIN
55	L. Garza, c	10-18	2-3	11-13	1-6	7	2	33	0	2	1	1	33
01	J. Toussaint, g	1-3	0-0	0-0	1-1	2	0	2	1	3	0	0	13
05	C.J. Fredrick, g	6-9	3-4	6-6	0-4	4	1	21	3	4	1	0	38
10	J. Wieskamp, g	4-11	3-5	9-10	1-4	5	2	20	3	1	0	0	34
30	C. McCaffery, g	0-2	0-0	0-0	4-9	13	2	0	5	2	0	1	34
04	B. Evelyn	0-2	0-1	0-0	0-1	1	2	0	5	1	0	0	20
15	R. Kriener	6-8	1-3	1-1	1-1	2	2	14	3	1	0	0	23
35	C. Pemsil	0-0	0-0	0-0	0-0	0	2	0	2	0	0	0	5
TEAM					1-3	4				1			
TOTALS		27-53	9-16	27-30	9-29	38	13	90	22	15	2	2	200
TOTAL FG%:		1st: 15-29 .517	2nd: 12-24	500	Game: 27-53	509							
3-PT FG%:		1st: 5-11 .455	2nd: 4-5	.800	Game: 9-16	.563							
FT%:		1st: 12-12 1.000	2nd: 8-13	.833	Game: 27-30	.900							
Deadball: 1													

Box Scores: 2019-20



Using four 3-pointers, Brandon Johns, Jr., posted 20 points, while nabbing seven rebounds as U-M knocked off No. 25 Rutgers, 69-63, in Madison Square Garden.



With eight points and 14 rebounds, Franz Wagner helped the Wolverines battle the Buckeyes, however, U-M fell 61-58 to OSU, dropping a third straight home game.



Isaiah Livers returned from injury and scored 14 points, grabbed four rebounds and had two blocks as U-M defeated No. 16 Michigan State, 77-68, at Crisler Center.

GAME #21 | B1G SUPER SATURDAY
Michigan: 69
vs. #25/25 Rutgers: 63
February 1, 2020
New York, N.Y. • Madison Square Garden
TV: BTN



#	U-M	FG	3FG	FT	O-D	RB	PF	PTS	A	TO	B	S	MIN
23	B. Johns Jr., f	7-13	4-7	2-5	2-5	7	1	20	2	1	1	2	38
15	J. Teske, c	4-8	1-2	4-5	0-7	7	3	13	1	3	2	0	28
03	Z. Simpson, g	1-5	0-1	7-9	0-4	4	2	9	10	6	1	3	38
21	F. Wagner, g	3-6	1-3	3-3	0-6	6	2	10	2	2	1	0	38
55	E. Brooks, g	3-9	3-6	0-0	1-4	5	1	9	2	3	1	1	38
00	D. DeJulius	0-2	0-0	0-0	0-0	0	1	0	0	0	0	0	6
05	A. Nunez	0-0	0-0	0-0	0-0	0	0	0	0	0	0	0	2
51	A. Davis	4-4	0-0	0-2	1-2	3	2	8	0	0	0	0	12
TEAM						2-3		5		1			
TOTALS		22-47	9-19	16-24	6-31	37	12	69	17	16	6	6	200
TOTAL FG%:		1st: 12-23	.522	2nd: 10-24	.417	Game: 22-47		.468					
3-PT FG%:		1st: 6-11	.545	2nd: 3-8	.375	Game: 9-19		.474					
FT%:		1st: 7-13	.538	2nd: 9-11	.818	Game: 16-24		.667					
													Deadball: 2

#	#25/25 Rutgers	FG	3FG	FT	O-D	RB	PF	PTS	A	TO	B	S	MIN
01	A. Yeboah, f	4-10	2-3	0-0	4-3	7	1	10	0	1	1	2	25
15	M. Johnson, c	2-7	0-0	2-4	7-1	8	3	6	0	2	1	0	26
22	C. McConnell, g	5-14	0-3	0-0	1-2	3	2	10	1	1	0	0	30
23	M. Mathis, g	7-15	2-5	1-1	3-5	8	3	17	2	0	0	2	33
24	R. Harper Jr., g	1-10	1-4	0-0	2-3	5	2	3	0	1	0	0	23
00	G. Baker	1-9	1-5	0-0	1-5	6	3	3	3	1	2	0	21
04	P. Mulcahy	1-3	0-1	0-0	0-0	0	2	2	0	0	0	0	8
11	M. Doucoure	0-0	0-0	0-0	0-0	0	0	0	0	0	0	0	6
13	S. Carter	1-1	0-0	0-0	0-1	1	3	2	0	0	0	0	8
42	J. Young	5-14	0-3	0-0	2-3	5	2	10	0	3	0	4	20
TEAM					6-2	8				1			
TOTALS		27-83	6-24	3-5	26-25	51	21	63	6	10	4	8	200
TOTAL FG%:		1st: 13-39	.333	2nd: 14-44	.318	Game: 27-83		.325					
3-PT FG%:		1st: 5-8	.625	2nd: 1-16	.063	Game: 6-24		.250					
FT%:		1st: 3-3	1.000	2nd: 0-2	.000	Game: 3-5		.600					
													Deadball: 1

Technical Fouls: None

Foul Out: U-M - None; Rutgers - None

Officials: Bill Ek, Donnie Eppley, Brandon Cruz

Attendance: 13,127

Score by Half

Michigan..... 37-32 69

vs. #25/25 Rutgers 34-29 63

GAME #22 | B1G GAME
Michigan: 58
Ohio State: 61
February 4, 2020
Ann Arbor, Mich. • Crisler Center
TV: ESPN/2



#	U-M	FG	3FG	FT	O-D	RB	PF	PTS	A	TO	B	S	MIN
23	B. Johns Jr., f	3-5	2-3	0-0	2-1	3	4	8	0	0	1	0	25
15	J. Teske, c	1-7	0-3	1-2	1-5	6	1	3	1	2	1	1	35
03	Z. Simpson, g	5-14	3-7	2-2	1-6	7	3	15	5	4	0	1	35
21	F. Wagner, g	2-12	2-8	2-2	3-11	14	3	8	1	1	1	1	38
55	E. Brooks, g	3-12	2-8	0-0	0-1	1	0	8	1	2	0	0	31
00	D. DeJulius	2-5	1-2	0-0	0-3	3	1	5	2	1	0	0	17
11	C. Castleton	0-1	0-0	0-0	0-1	1	0	0	0	0	1	0	5
51	A. Davis	4-4	0-0	3-3	2-1	3	2	11	0	2	1	0	14
TEAM													
TOTALS		20-60	10-31	8-9	12-30	42	14	58	10	12	5	3	200
TOTAL FG%:		1st: 9-29	.310	2nd: 11-31	.355	Game: 20-60		.333					
3-PT FG%:		1st: 4-16	.250	2nd: 6-15	.400	Game: 10-31		.323					
FT%:		1st: 5-5	1.000	2nd: 3-4	.750	Game: 8-9		.889					
Deadball: 3,1													

#	Ohio State	FG	3FG	FT	O-D	RB	PF	PTS	A	TO	B	S	MIN
24	A. Wesson, f	0-4	0-1	0-0	0-1	1	3	0	0	0	0	0	26
25	K. Young, f	5-9	0-1	2-2	1-4	5	3	12	0	0	0	0	33
34	K. Wesson, f	9-14	3-6	2-3	2-10	12	3	23	3	0	0	2	36
01	L. Muhammad, g	0-3	0-1	0-0	0-1	1	1	0	1	2	1	0	18
13	C.J. Walker, g	0-6	0-1	2-2	0-3	3	0	2	5	1	0	1	31
04	D. Washington Jr. f	7-14	3-6	0-3	0-3	3	0	17	2	1	0	0	31
10	J. Ahrens	1-2	1-2	0-0	1-0	1	2	3	1	0	0	0	14
32	E.J. Liddell	2-5	0-0	0-0	1-2	3	2	4	0	1	2	0	11
TEAM						0-2		2		3			
TOTALS		24-57		7-18	66-10	5-26	31	14	61	12	8	3	200
TOTAL FG%:		1st:	12-29	.414	2nd:	12-28	.429	Game:		24-57	.421		
3-PT FG%:		1st:	4-9	.444	2nd:	3-9	.333	Game:		7-18	.389		
FT%:		1st:	0-0	.000	2nd:	6-10	.600	Game:		6-10	.600		
													Deadball: 1

Technical Fouls: None

Foul Out: U-M - None; Ohio State - None

Officials: Terry Wymer, D.J. Carstensen, Paul Szelc

Attendance: 12,707 (sell out)

Score by Half

Michigan..... 27-31 58

Ohio State 28-33 61

GAME #23 | B1G GAME
Michigan: 77
#16/15 Michigan State: 68
February 8, 2020
Ann Arbor, Mich. • Crisler Center
TV: FOX



#	U-M	FG	3FG	FT	O-D	RB	PF	PTS	A	TO	B	S	MIN
02	I. Livers, f	5-10	2-5	2-2	2-2	4	4	14	1	1	2	1	31
15	J. Teske, c	2-8	0-0	3-4	5-3	8	3	7	0	1	1	0	28
03	Z. Simpson, g	5-13	4-7	2-4	1-3	4	2	16	8	3	0	0	31
21	F. Wagner, g	2-5	0-2	4-5	0-7	7	2	8	1	1	1	2	33
55	E. Brooks, g	2-10	2-5	5-6	1-8	9	3	11	2	2	0	0	31
00	D. DeJulius	4-10	2-7	0-0	0-1	1	0	10	0	1	0	0	16
23	B. Johns Jr.	2-5	1-2	2-2	2-3	5	2	7	0	0	2	0	19
51	A. Davis	2-3	0-0	0-0	0-2	2	1	4	0	0	0	0	11
TEAM						3-3		6		1			
TOTALS		24-64	11-28	18-23	14-32	46	17	77	12	10	6	3	200
TOTAL FG%:		1st: 10-31	.323	2nd: 14-33	.424	Game: 24-64		.375					
3-PT FG%:		1st: 7-17	.412	2nd: 4-11	.364	Game: 11-28		.393					
FT%:		1st: 2-2	1.000	2nd: 16-21	.762	Game: 18-23		.783		Deadball: 2,1			

#	#16/15 MSU	FG	3FG	FT	O-D	RB	PF	PTS	A	TO	B	S	MIN
11	A. Henry, f	3-8	1-3	4-4	1-8	9	1	11	0	1	1	2	25
23	X. Tillman, f	6-13	0-3	5-8	5-7	12	2	17	0	2	2	2	37
25	M. Hall, f	3-4	0-0	2-2	3-1	4	2	8	0	1	1	0	26
44	G. Brown, f	0-5	0-3	0-0	0-2	2	1	0	1	0	0	0	21
05	C. Winston, g	5-18	3-8	7-7	0-4	4	3	20	6	3	0	2	35
00	K. Ahrens	1-2	1-2	2-2	1-2	3	3	5	3	0	0	1	19
02	R. Watts	3-7	1-2	0-1	0-1	1	2	7	0	0	0	0	15
03	F. Loyer	0-1	0-1	0-0	0-1	1	4	0	0	0	0	0	10
30	M. Bingham Jr.	0-2	0-1	0-0	0-2	2	0	0	0	0	0	0	9
34	J. Marble	0-3	0-0	0-0	1-0	1	0	0	0	0	0	0	3
TEAM					0-1	1							
TOTALS		21-63	6-23	20-24	11-29	40	18	68	10	7	4	7	200
TOTAL FG%:		1st: 7-27	.259	2nd: 14-36	.389	Game: 21-63		.333					
3-PT FG%:		1st: 0-5	.000	2nd: 6-18	.333	Game: 6-23		.261					
FT%:		1st: 9-10	.900	2nd: 11-14	.786	Game: 20-24		.833					
Deadball: 2													

Box Scores: 2019-20



After a slow start offensively, Austin Davis provided the spark with his nine points and four rebounds in U-M's 79-54 road win at Northwestern.



Franz Wagner posted a team-high 16 points, along with his eight rebounds to lead the Wolverines to an 89-65 victory against Indiana at Crisler Center.



With 16 points, Zavier Simpson not only led U-M to the road win at the RAC, 60-52, he became the 55th player to reach 1,000 points in their U-M career.

GAME #24 | B1G GAME
Michigan: 79
at Northwestern: 54
February 12, 2020
Evanston, Ill. • Welsh-Ryan Arena
TV: BTN



#	U-M	FG	3FG	FT	O-D	RB	PF	PTS	A	TO	B	S	MIN
02	I.Livers, f	5-11	0-5	7-7	1-4	5	2	17	2	0	1	0	30
15	J.Teske, c	3-14	0-1	0-0	3-5	8	1	6	2	1	0	0	25
03	Z. Simpson, g	2-3	0-0	0-0	0-4	4	3	4	5	2	0	1	23
21	F. Wagner, g	2-7	1-3	0-1	0-5	5	1	5	4	2	1	2	32
55	E.Brooks, g	6-13	4-8	2-2	1-4	5	1	18	1	1	0	0	32
00	D.DeJulius	3-6	1-2	0-0	0-6	6	1	7	7	0	0	0	21
05	A.Nunez	0-1	0-0	1-2	1-0	1	1	1	0	0	0	0	7
11	C.Castleton	2-2	0-0	1-1	0-3	3	0	5	0	0	0	0	3
22	C.Bajema	1-1	1-1	0-0	0-0	0	0	3	0	0	0	0	3
23	B.Johns Jr.	2-2	0-0	0-0	0-1	1	1	4	0	0	1	0	12
51	A.Davis	4-4	0-0	1-2	0-4	4	3	9	0	2	0	0	12
TEAM						3-0		3					
TOTALS		30-64	7-20	12-15	9-36	45	14	79	21	8	3	3	200
TOTAL FG%:		1st: 13-31	.419	2nd: 17-33	.515	Game: 30-64		.469					
3-PT FG%:		1st: 5-11	.455	2nd: 2-9	.222	Game: 7-20		.350					
FT%:		1st: 7-9	.778	2nd: 5-6	.833	Game: 12-15		.800					
Deadball: 0,1													

#	Northwestern	FG	3FG	FT	O-D	RB	PF	PTS	A	TO	B	S	MIN
10	M. Kopp, f	3-12	1-6	3-3	0-2	2	1	10	4	1	0	0	31
31	R. Beran, f	1-2	1-2	1-2	1-1	2	1	4	0	1	0	0	18
15	R. Young, c	1-3	0-0	0-0	1-7	8	2	2	1	1	0	0	16
00	B. Buie, g	1-9	0-5	4-5	0-4	4	2	6	4	2	0	0	33
12	P. Spencer, g	3-7	0-1	2-2	1-2	3	1	8	4	0	1	0	24
02	R. Greer	0-2	0-0	0-0	0-0	0	0	0	0	0	0	0	8
04	J. Jones	6-12	0-1	0-0	2-2	4	4	12	0	1	1	1	0
21	A.J. Turner	3-7	2-3	1-2	0-2	2	0	9	2	2	1	0	26
22	P. Nance	1-4	1-2	0-1	0-5	5	3	3	0	2	2	0	23
33	T. Malnati	0-1	0-1	0-0	0-0	0	0	0	1	0	0	0	2
TEAM						0-2	2						
TOTALS		19-59	5-21	11-15	5-27	32	14	54	16	10	5	0	200
TOTAL FG%:		1st: 8-26	.308	2nd: 11-33	.333	Game: 19-59		.322					
3-PT FG%:		1st: 2-8	.250	2nd: 3-13	.231	Game: 5-21		.238					
FT%:		1st: 5-5	1.000	2nd: 6-10	.600	Game: 11-15		.733					
Deadball: 2,1													

Technical Fouls: None
Foul Out: U-M - None; Northwestern - None
Officials: Paul Szelc, Kelly Pfeifer, Rob Kueneman
Attendance: 6,054
Score by Half
 Michigan..... 38-41 79
 at Northwestern 23-31 54

GAME #25 | B1G GAME
Michigan: 89
Indiana: 65
February 16, 2020
Ann Arbor, Mich. • Crisler Center
TV: CBS



#	U-M	FG	3FG	FT	O-D	RB	PF	PTS	A	TO	B	S	MIN
02	I. Livers, f	4-9	2-4	2-2	1-4	5	3	12	1	0	0	1	27
15	J. Teske, c	2-5	0-0	2-2	2-5	7	3	6	1	2	4	0	25
03	Z. Simpson, g	4-7	0-0	4-4	0-1	1	2	12	11	1	0	0	30
21	F. Wagner, g	7-11	2-4	0-0	2-6	8	5	16	0	2	0	0	26
55	E. Brooks, g	5-8	1-4	2-2	1-1	2	0	13	1	1	0	0	31
00	D. DeJulius	1-2	0-0	0-0	0-1	1	1	2	3	0	0	0	21
05	A. Nunez	0-0	0-0	0-0	0-0	0	0	0	0	0	0	0	2
11	C. Castleton	0-0	0-0	2-2	0-0	0	0	2	0	0	1	0	2
22	C. Bajema	1-2	1-2	0-0	0-1	1	0	3	0	0	0	0	2
23	B. Johns Jr.	3-3	3-3	5-8	1-4	5	0	14	0	0	1	1	20
24	C.J. Baird	0-1	0-0	0-0	0-0	0	0	0	0	0	0	0	1
51	A. Davis	4-6	0-0	1-2	2-3	5	2	9	0	2	0	0	13
TEAM													
TOTALS		31-54	9-17	18-22	10-27	37	16	89	17	8	6	2	200
TOTAL FG%:		1st: 16-29	.552	2nd: 15-25	.600	Game: 31-54		.574					
3-PT FG%:		1st: 4-10	.400	2nd: 5-7	.714	Game: 9-17		.529					
FT%:		1st: 5-6	.833	2nd: 13-16	.813	Game: 18-22		.818					
Deadball: 3,1													

#	Indiana	FG	3FG	FT	O-D	RB	PF	PTS	A	TO	B	S	MIN
03	J. Smith, f	4-6	0-0	1-2	1-1	2	3	9	1	3	0	0	24
04	T. Jackson-Davis, f	2-3	0-0	1-2	1-1	2	2	5	1	0	2	0	27
50	J. Brunk, c	3-10	0-0	0-0	0-1	1	0	6	0	0	0	0	16
01	A. Durham, g	6-10	2-3	3-5	0-4	4	1	17	2	1	1	0	32
10	R. Phinisee, g	2-7	0-2	0-1	0-0	0	1	4	2	0	0	0	21
02	A. Franklin	0-1	0-1	0-0	0-0	0	4	0	0	0	0	0	6
11	D. Green	1-7	1-3	0-0	1-3	4	0	3	1	1	0	1	21
20	D. Davis	9-9	0-0	0-0	1-1	2	4	18	0	1	0	0	19
21	J. Hunter	1-4	0-2	1-2	3-2	5	1	3	0	1	0	0	21
23	D. Anderson	0-1	0-0	0-0	0-0	0	0	0	0	0	0	0	2
25	R. Thompson	0-3	0-1	0-0	0-1	1	2	0	0	0	0	0	11
TEAM						0-0							
TOTALS		28-61	3-12	6-12	7-14	21	18	65	7	7	3	1	200
TOTAL FG%:		1st: 15-30	.500	2nd: 13-31	.419	Game: 28-61		.459					
3-PT FG%:		1st: 3-6	.500	2nd: 0-6	.000	Game: 3-12		.250					
FT%:		1st: 1-1	1.000	2nd: 5-11	.455	Game: 6-12		.500					
Deadball: 4													

Technical Fouls: None
Foul Out: U-M - None; Indiana - None
Officials: Terry Wymer, Terry Oglesby, Lewis Garrison
Attendance: 12,700 (sell out)
Score by Half
 Michigan..... 41-48 89
 Indiana 34-31 65

GAME #26 | B1G GAME
Michigan: 60
at Rutgers: 52
February 19, 2020
Piscataway, N.J. • The RAC
TV: BTN



#	U-M	FG	3FG	FT	O-D	RB	PF	PTS	A	TO	B	S	MIN
23	B. Johns Jr., f	0-2	0-2	1-2	0-3	3	4	1	0	0	0	0	18
15	J. Teske, c	2-5	1-2	0-0	0-4	4	1	5	0	2	3	1	26
03	Z. Simpson, g	6-10	2-3	2-6	0-6	6	4	16	5	4	0	2	37
21	F. Wagner, g	4-11	1-6	3-3	2-6	8	0	12	0	2	0	1	36
55	E. Brooks, g	4-10	1-6	0-0	0-2	2	0	9	1	0	0	2	33
00	D. DeJulius	3-6	1-3	3-4	0-2	2	2	10	0	1	0	0	21
05	A. Nunez	0-1	0-1	0-0	0-0	0	0	0	0	0	0	0	5
11	C. Castleton	1-1	0-0	3-3	1-3	4	0	5	0	0	1	0	10
51	A. Davis	1-1	0-0	0-0	1-1	2	2	2	0	1	0	0	14
TEAM					0-3	3							
TOTALS		21-47	6-23	12-18	4-30	34	13	60	6	10	4	6	200
TOTAL FG%:		1st: 12-25	.480	2nd: 9-22	.409	Game: 21-47		.447					
3-PT FG%:		1st: 3-13	.231	2nd: 3-10	.300	Game: 6-23		.261					
FT%:		1st: 1-3	.333	2nd: 11-15	.733	Game: 12-18		.667					
													Deadball: 3

#	Rutgers	FG	3FG	FT	O-D	RB	PF	PTS	A	TO	B	S	MIN
01	A. Yeboah, f	5-10	0-3	0-1	1-4	5	3	10	0	1	0	1	30
13	S. Carter, f	1-1	0-0	1-2	1-2	3	4	3	0	1	0	0	

Box Scores: 2019-20



U-M was able to pick up a 71-63 victory at Mackey Arena for the first time since 2014, led by Franz Wagner's 22 points, five rebounds, three assists and two steals.

GAME #27 | B1G GAME
Michigan: 71
at Purdue: 63
February 22, 2020
West Lafayette, Ind. • Mackey Arena
TV: ESPN



#	U-M	FG	3FG	FT	O-D	RB	PF	PTS	A	TO	B	S	MIN
02	I. Livers, f	5-11	1-5	8-8	1-5	6	3	19	0	0	2	1	36
15	J. Teske, c	5-13	1-3	0-1	2-3	5	2	11	4	0	1	0	26
03	Z. Simpson, g	0-10	0-5	4-8	2-5	7	2	4	6	1	0	1	35
21	F. Wagner, g	9-13	3-5	1-2	0-5	5	2	22	3	1	0	2	33
55	E. Brooks, g	2-7	0-2	0-0	1-3	4	0	4	1	0	0	0	21
00	D. DeJulius	2-5	1-3	1-2	2-1	3	0	6	3	1	0	2	24
23	B. Johns Jr.	1-3	0-2	0-0	1-1	2	0	2	0	0	0	1	11
51	A. Davis	1-3	0-0	1-2	0-2	2	4	3	0	0	0	0	14
TEAM													
TOTALS		25-65	6-25	15-23	12-27	39	13	71	17	3	7	200	
TOTAL FG%:		1st: 15-34	.441	2nd: 10-31	.323	Game: 25-65		.385					
3-PT FG%:		1st: 6-17	.353	2nd: 0-8	.000	Game: 6-25		.240					
FT%:		1st: 0-1	.000	2nd: 15-22	.652	Game: 15-23		.652					
Deadball: 2,0													

#	Purdue	FG	3FG	FT	O-D	RB	PF	PTS	A	TO	B	S	MIN
12	E. Boudreaux, f	1-3	0-1	2-2	3-12	15	2	4	0	1	0	0	28
32	M. Haarms, f	2-5	0-1	0-0	2-1	3	3	4	1	3	3	0	18
02	E. Hunter Jr., g	3-9	0-3	1-2	0-2	2	4	7	1	1	0	1	30
03	J. Proctor, g	3-6	0-2	0-0	0-1	1	2	6	2	0	0	0	24
55	S. Stefanovic, g	3-5	3-3	4-4	0-4	4	5	13	1	3	1	0	32
01	A. Wheeler	0-1	0-1	0-0	0-0	0	0	0	0	0	0	0	9
11	I. Thompson	2-5	1-4	0-0	0-1	1	2	5	0	1	0	0	18
20	N. Eastern	3-8	0-0	0-0	2-2	4	1	6	1	1	0	0	19
50	T. Williams	8-21	0-1	2-4	4-6	10	0	18	2	2	0	0	22
TEAM					2-3	5							
TOTALS		25-63	4-16	9-12	13-32	45	19	63	8	12	4	1	200
TOTAL FG%:		1st: 9-32	.281	2nd: 16-31	.516	Game: 25-63		.397					
3-PT FG%:		1st: 1-6	.167	2nd: 3-10	.300	Game: 4-16		.250					
FT%:		1st: 2-2	1.000	2nd: 7-10	.700	Game: 9-12		.750					
Deadball: 1,2													

Technical Fouls: None
Foul Out: U-M - None; Purdue - None
Officials: Bill Ek, Rob Riley, Courtney Green
Attendance: 14,804 (sell out)
Score by Half
Michigan..... 36-35 71
at Purdue 21-42 63

GAME #28 | B1G GAME
Michigan: xx
Wisconsin: xx
February 27, 2020
Ann Arbor, Mich. • Crisler Center
TV: ESPN2



#	U-M	FG	3FG	FT	O-D	RB	PF	PTS	A	TO	B	S	MIN
TEAM					0-0	0							
TOTALS		0-0	0-0	0-0	0-0	0	0	0	0	0	0	0	0
TOTAL FG%:		1st: 0-0	.000	2nd: 0-0	.000	Game: 0-0		.000					
3-PT FG%:		1st: 0-0	.000	2nd: 0-0	.000	Game: 0-0		.000					
FT%:		1st: 0-0	.000	2nd: 0-0	.000	Game: 0-0		.000					
Deadball: 0													

#	Wisconsin	FG	3FG	FT	O-D	RB	PF	PTS	A	TO	B	S	MIN
TEAM					0-0	0							
TOTALS		0-0	0-0	0-0	0-0	0	0	0	0	0	0	0	0
TOTAL FG%:		1st: 0-0	.000	2nd: 0-0	.000	Game: 0-0		.000					
3-PT FG%:		1st: 0-0	.000	2nd: 0-0	.000	Game: 0-0		.000					
FT%:		1st: 0-0	.000	2nd: 0-0	.000	Game: 0-0		.000					
Deadball: 0													

Technical Fouls: None
Foul Out: U-M - None; Wisconsin - None
Officials: xxxxx
Attendance: xxx
Score by Half
Michigan.....
Wisconsin

GAME #29 | B1G GAME
Michigan: xx
at Ohio State: xx
March 1, 2020
Columbus, Ohio • Value City Arena
TV: CBS



#	U-M	FG	3FG	FT	O-D	RB	PF	PTS	A	TO	B	S	MIN
TEAM					0-0	0							
TOTALS		0-0	0-0	0-0	0-0	0	0	0	0	0	0	0	0
TOTAL FG%:		1st: 0-0	.000	2nd: 0-0	.000	Game: 0-0		.000					
3-PT FG%:		1st: 0-0	.000	2nd: 0-0	.000	Game: 0-0		.000					
FT%:		1st: 0-0	.000	2nd: 0-0	.000	Game: 0-0		.000					
Deadball: 0													

#	Ohio State	FG	3FG	FT	O-D	RB	PF	PTS	A	TO	B	S	MIN
TEAM					0-0	0							
TOTALS		0-0	0-0	0-0	0-0	0	0	0	0	0	0	0	0
TOTAL FG%:		1st: 0-0	.000	2nd: 0-0	.000	Game: 0-0		.000					
3-PT FG%:		1st: 0-0	.000	2nd: 0-0	.000	Game: 0-0		.000					
FT%:		1st: 0-0	.000	2nd: 0-0	.000	Game: 0-0		.000					
Deadball: 0													

Technical Fouls: None
Foul Out: U-M - None; Ohio State - None
Officials: xxxxx
Attendance: xxx
Score by Half
Michigan.....
at Ohio State

2019-20 Michigan Basketball
Michigan Combined Team Statistics (as of Feb 22, 2020)
All games

RECORD:	OVERALL	HOME	AWAY	NEUTRAL
ALL GAMES	18-9	10-4	4-5	4-0
CONFERENCE	9-7	4-3	4-4	1-0
NON-CONFERENCE	9-2	6-1	0-1	3-0

#	Player	gp-gs	min	avg	Total		3-Point		F-Throw		Rebounds								a	to	blk	stl	pts	avg
					fg-fga	fg%	3fg-fga	3fg%	ft-fa	ft%	off	def	tot	avg	pf	dq								
02	Livers, Isaiah	17-17	525	30.9	79-161	.491	35-79	.443	39-41	.951	12	52	64	3.8	37	2	17	15	12	7	232	13.6		
03	Simpson, Xavier	26-26	872	33.5	121-264	.458	27-78	.346	50-82	.610	19	96	115	4.4	67	1	207	84	4	25	319	12.3		
15	Teske, Jon	27-27	759	28.1	126-262	.481	16-60	.267	56-80	.700	58	140	198	7.3	66	1	33	39	51	26	324	12.0		
55	Brooks, Eli	27-27	872	32.3	108-264	.409	49-133	.368	33-46	.717	15	85	100	3.7	31	0	55	37	5	23	298	11.0		
21	Wagner, Franz	23-23	705	30.7	90-211	.427	34-113	.301	37-46	.804	22	105	127	5.5	58	2	23	37	14	28	251	10.9		
00	DeJulius, David	27-1	573	21.2	68-163	.417	27-75	.360	29-42	.690	5	62	67	2.5	29	0	44	20	1	12	192	7.1		
23	Johns Jr., Brandon	26-10	515	19.8	57-114	.500	18-47	.383	32-47	.681	35	72	107	4.1	42	1	11	21	19	11	164	6.3		
51	Davis, Austin	20-0	211	10.6	43-61	.705	0-0	.000	12-22	.545	22	33	55	2.8	36	0	1	13	5	5	98	4.9		
11	Castleton, Colin	23-0	193	8.4	27-49	.551	0-3	.000	22-27	.815	18	41	59	2.6	16	0	8	12	12	3	76	3.3		
22	Bajema, Cole	9-0	35	3.9	9-12	.750	4-7	.571	2-2	1.000	0	4	4	0.4	3	0	0	2	1	2	24	2.7		
05	Nunez, Adrien	20-4	160	8.0	15-50	.300	11-42	.262	1-2	.500	1	1	2	0.1	15	1	2	6	0	3	42	2.1		
24	Baird, CJ	7-0	29	4.1	3-7	.429	1-4	.250	1-2	.500	0	2	2	0.3	3	0	0	1	1	0	8	1.1		
44	Faulds, Jaron	4-0	8	2.0	1-2	.500	0-0	.000	2-2	1.000	1	6	7	1.8	0	0	0	1	0	0	4	1.0		
32	Wilson, Luke	5-0	10	2.0	1-7	.143	1-5	.200	0-0	.000	0	1	1	0.2	0	0	1	0	0	0	3	0.6		
14	Ozuna-Harrison, Rico	4-0	8	2.0	1-1	1.000	0-0	.000	0-0	.000	1	0	1	0.3	0	0	2	0	0	0	2	0.5		
Team											36	55	91					7						
Total.....		27	5475		749-1628	.460	223-646	.345	316-441	.717	245	755	1000	37.0	403	8	404	295	125	145	2037	75.4		
Opponents.....		27	5475		694-1669	.416	139-458	.303	290-430	.674	268	694	962	35.6	435	3	271	302	72	125	1817	67.3		

TEAM STATISTICS	MICH	OPP	Date	Opponent	Score	Att.
SCORING	2037	1817	11/05/19	APPALACHIAN STATE	w 79-71	11325
Points per game	75.4	67.3	11/12/19	CREIGHTON	w 79-69	11398
Scoring margin	+8.1	-	1 11/15/19	ELON	w 70-50	12707
FIELD GOALS-ATT	749-1628	694-1669	11/22/19	HOUSTON BAPTIST	w 111-68	12707
Field goal pct	.460	.416	2 11/27/19	vs Iowa State	w 83-76	1531
3 POINT FG-ATT	223-646	139-458	2 11/28/19	vs North Carolina	w 73-64	1828
3-point FG pct	.345	.303	2 11/29/19	vs Gonzaga	w 82-64	1503
3-pt FG made per game	8.3	5.1	3 12/03/19	at Louisville	L 43-58	21674
FREE THROWS-ATT	316-441	290-430	* 12/06/19	IOWA	w 103-91	12707
Free throw pct	.717	.674	* 12/11/19	at Illinois	L 62-71	13277
F-Throws made per game	11.7	10.7	12/14/19	OREGON	Lot 70-71	12707
REBOUNDS	1000	962	12/21/19	PRESBYTERIAN COLLEGE	w 86-44	12707
Rebounds per game	37.0	35.6	12/29/19	UMASS LOWELL	w 86-60	12707
Rebounding margin	+1.4	-	* 01/05/20	at Michigan State	L 69-87	14797
ASSISTS	404	271	* 01/09/20	PURDUE	Wo2 84-78	12707
Assists per game	15.0	10.0	* 01/12/20	at Minnesota	L 67-75	10453
TURNOVERS	295	302	* 01/17/20	at Iowa	L 83-90	14136
Turnovers per game	10.9	11.2	* 01/22/20	PENN STATE	L 63-72	12707
Turnover margin	+0.3	-	* 01/25/20	ILLINOIS	L 62-64	12707
Assist/turnover ratio	1.4	0.9	* 01/28/20	at Nebraska	w 79-68	15868
STEALS	145	125	* 02/01/20	vs Rutgers	w 69-63	13127
Steals per game	5.4	4.6	* 02/04/20	OHIO STATE	L 58-61	12707
BLOCKS	125	72	* 02/08/20	MICHIGAN STATE	w 77-68	12707
Blocks per game	4.6	2.7	* 02/12/20	at Northwestern	w 79-54	6054
ATTENDANCE	175207	137052	* 02/16/20	INDIANA	w 89-65	12707
Home games-Avg/Game	14-12515	9-13229	* 02/19/20	at Rutgers	w 60-52	8000
Neutral site-Avg/Game	-	4-4497	* 02/22/20	at Purdue	w 71-63	14804

Score by Periods	1st	2nd	OT	OT2	Totals
Michigan	967	1041	13	16	2037
Opponents	826	967	14	10	1817

* = Conference game
1 = Battle 4 Atlantis Campus Game, Ann Arbor, Mich. (Crisler Center)
2 = Battle 4 Atlantis, Paradise Island, Bahamas (Imperial Arena)
3 = ACC/B1G Challenge, Louisville, Ky. (KFC Yum! Center)
4 = B1G Super Saturday, New York, N.Y. (Madison Square Garden)

2019-20 Michigan Basketball
Michigan Combined Team Statistics (as of Feb 22, 2020)
Conference games only

RECORD:	OVERALL	HOME	AWAY	NEUTRAL
ALL GAMES	9-7	4-3	4-4	1-0
CONFERENCE	9-7	4-3	4-4	1-0
NON-CONFERENCE	0-0	0-0	0-0	0-0

##	Player	gp-gs	min	avg	Total	3-Point	F-Throw	Rebounds		pf	dq	a	to	blk	stl	pts	avg
					fg-fga	fg%	3fg-fga	3fg%	ft-fa	ft%	off	def	tot	avg			
02	Livers, Isaiah	7-7	213	30.4	28-60	.467	10-28	.357	29-29	1.000	7	25	32	4.6	22	1	7
03	Simpson, Xavier	15-15	527	35.1	73-171	.427	17-53	.321	35-59	.593	12	55	67	4.5	38	0	106
21	Wagner, Franz	16-16	526	32.9	70-166	.422	25-88	.284	34-43	.791	18	82	100	6.3	41	1	19
55	Brooks, Eli	16-16	533	33.3	63-159	.396	27-87	.310	20-28	.714	13	55	68	4.3	18	0	29
15	Teske, Jon	16-16	467	29.2	65-152	.428	10-39	.256	29-40	.725	30	71	101	6.3	47	1	25
23	Johns Jr., Brandon	16-9	363	22.7	43-83	.518	18-42	.429	23-33	.697	23	42	65	4.1	32	1	7
00	DeJulius, David	16-1	320	20.0	35-96	.365	9-35	.257	19-26	.731	3	33	36	2.3	19	0	33
51	Davis, Austin	15-0	166	11.1	35-51	.686	0-0	.000	8-17	.471	16	23	39	2.6	32	0	0
22	Bajema, Cole	3-0	5	1.7	2-3	.667	2-3	.667	0-0	.000	0	1	1	0.3	0	0	0
11	Castleton, Colin	12-0	69	5.8	7-14	.500	0-1	.000	10-11	.909	3	15	18	1.5	6	0	2
05	Nunez, Adrien	10-0	52	5.2	2-13	.154	2-12	.167	1-2	.500	1	0	1	0.1	5	0	1
24	Baird, CJ	3-0	9	3.0	0-1	.000	0-0	.000	1-2	.500	0	1	1	0.3	0	0	0
32	Wilson, Luke	1-0	0	0.0	0-0	.000	0-0	.000	0-0	.000	0	0	0	0.0	0	0	0
44	Faulds, Jaron	1-0	0	0.0	0-0	.000	0-0	.000	0-0	.000	0	1	1	1.0	0	0	0
14	Ozuna-Harrison, Rico	1-0	0	0.0	0-0	.000	0-0	.000	0-0	.000	0	0	0	0.0	0	0	0
Team											27	29	56			4	
Total.....		16	3250		423-969	.437	120-388	.309	209-290	.721	153	433	586	36.6	260	4	229
Opponents.....		16	3250		418-981	.426	85-275	.309	201-284	.708	161	427	588	36.8	270	3	177

TEAM STATISTICS	MICH	OPP
SCORING	1175	1122
Points per game	73.4	70.1
Scoring margin	+3.3	-
FIELD GOALS-ATT	423-969	418-981
Field goal pct	.437	.426
3 POINT FG-ATT	120-388	85-275
3-point FG pct	.309	.309
3-pt FG made per game	7.5	5.3
FREE THROWS-ATT	209-290	201-284
Free throw pct	.721	.708
F-Throws made per game	13.1	12.6
REBOUNDS	586	588
Rebounds per game	36.6	36.8
Rebounding margin	-0.1	-
ASSISTS	229	177
Assists per game	14.3	11.1
TURNOVERS	151	166
Turnovers per game	9.4	10.4
Turnover margin	+0.9	-
Assist/turnover ratio	1.5	1.1
STEALS	86	52
Steals per game	5.4	3.3
BLOCKS	73	52
Blocks per game	4.6	3.3
ATTENDANCE	88949	110516
Home games-Avg/Game	7-12707	8-12174
Neutral site-Avg/Game	-	1-13127

Date	Opponent	Score	Att.
* 12/06/19	IOWA	w 103-91	12707
* 12/11/19	at Illinois	L 62-71	13277
* 01/05/20	at Michigan State	L 69-87	14797
* 01/09/20	PURDUE	Wo2 84-78	12707
* 01/12/20	at Minnesota	L 67-75	10453
* 01/17/20	at Iowa	L 83-90	14136
* 01/22/20	PENN STATE	L 63-72	12707
* 01/25/20	ILLINOIS	L 62-64	12707
* 01/28/20	at Nebraska	w 79-68	15868
* 02/01/20	vs Rutgers	w 69-63	13127
* 02/04/20	OHIO STATE	L 58-61	12707
* 02/08/20	MICHIGAN STATE	w 77-68	12707
* 02/12/20	at Northwestern	w 79-54	6054
* 02/16/20	INDIANA	w 89-65	12707
* 02/19/20	at Rutgers	w 60-52	8000
* 02/22/20	at Purdue	w 71-63	14804

* = Conference game

1 = Battle 4 Atlantis Campus Game, Ann Arbor, Mich. (Crisler Center)

2 = Battle 4 Atlantis, Paradise Island, Bahamas (Imperial Arena)

3 = ACC/B1G Challenge, Louisville, Ky. (KFC Yum! Center)

4 = B1G Super Saturday, New York, N.Y. (Madison Square Garden)

Score by Periods	1st	2nd	OT	OT2	Totals
Michigan	552	601	6	16	1175
Opponents	517	589	6	10	1122