

# WISCONSIN BASKETBALL

24 NCAA TOURNAMENT APPEARANCES ■ 4 FINAL FOURS ■ 18 BIG TEN CHAMPIONSHIPS ■ 21 CONSENSUS ALL-AMERICANS

## WISCONSIN BADGERS

17-10, 10-6 BIG TEN



**Rankings (AP/Coaches):** RV/RV  
**Head Coach:** Greg Gard  
**Record at Wisconsin:** 97-57 (5th)  
**Overall Record:** 97-57 (5th)

VS

## #19 MICHIGAN WOLVERINES

18-9, 9-7 BIG TEN



**Rankings (AP/Coaches):** 19/22  
**Head Coach:** Juwan Howard  
**Record at MICH:** 18-9 (1st)  
**Overall Record:** 18-9 (1st)

THURSDAY, FEB. 27 ■ 6 P.M. (CT) ■ ANN ARBOR, MICH. ■ CRISLER CENTER (12,707) ■ ESPN2

### BADGERS SEEK FIFTH STRAIGHT WIN, TRAVEL TO MICHIGAN

- Winners in 5 of its last 6, Wisconsin seeks its 5th-straight win and 5th ranked win of the season when it travels No. 19 Michigan on Thursday.
- The Badgers have won 18 of the last 24 meetings with Michigan.
- Up next, the Badgers return home to host Minnesota and Northwestern.

### FAST BREAK FACTS

- Wisconsin ranks No. 30 in the NET Rankings (through games Feb. 25). UW is also ranked No. 27 according to KenPom.com.
  - UW is 5-1 vs. the top 25 of the NET rankings.
- Wisconsin has now won 10+ Big Ten games in 17 of the last 19 seasons (since 2001-02), the most of any B1G team (more on page 5).
- Wisconsin is 1 of just 5 teams to participate in 20 of the last 21 NCAA tournaments, joined by Duke, Kansas, Michigan State & Gonzaga.
- In his 5th season at the helm, **Greg Gard** has led Wisconsin to a mark of 97-57 (.630) overall, 3rd-highest win percentage in program history.
  - Gard's .611 B1G win% ranks 7th among Big Ten coaches of the last 40 years (more on page 2).
- Gard has led UW to 17 wins over AP Top 25 teams, including 4 ranked wins this season.
  - Of those 17 wins, 8 have come away from home.
- **Brad Davison** matched a career high 30 points at Nebraska (2/15), while also tying UW's single-game school record with 8 made 3FGs.
  - Scored 15 pts (3-5 3FG) vs. Rutgers on Sunday, becoming the 45th Badger in school history to reach the 1,000-point career milestone (1,006).
- **Nate Reuvers** leads the Badgers in scoring and ranks 13th in the Big Ten averaging 13.7 points per game. He's 5th in the B1G in blocks (2.0 bpg).

- **Micah Potter** has positioned himself as the Big Ten's most valuable reserve. During Big Ten play, Potter is averaging 10.4 ppg, 6.3 rpg while shooting 54.6% overall and 48.5% from 3-point range (more on page 4).
- Wisconsin's returning leading scorer from last season, **D'Mitrik Trice** has rounded out his game recently. Over the last 7 games, Trice has 44 assists (6.3 apg) to just 12 turnovers (3.7 ast.-to-TO ratio), while also averaging 11.3 pts and 4.1 reb per game. That includes a career-high 9 assists vs. Rutgers (more on page 4).
- Over its 4-game win streak, 4 different Badgers have led UW in scoring: Pritzl (OSU), Davison (NEB), Ford (PUR) and Potter (RU). In each case, they've reached an individual season high.
- Wisconsin leads the Big Ten averaging just 9.3 turnovers per game in conference play. UW hasn't committed more than 11 TOs in a game since 14 vs. Rider on Dec. 31 (14 straight games).
- The Badgers are allowing just 62.2 points per game, tied for 1st in the Big Ten and 24th best in the NCAA in Ken Pomeroy's Adjusted Defensive Efficiency (91.6 pts/100 possessions).
  - UW has led the B1G in Scoring D 12 of the last 18 seasons (3 of 5 under Gard) (more on page 4).



Over the last 10 seasons, the Badgers are 51-20 (.718) in the month of February. That includes this year's 5-1 record this month.

### WISCONSIN'S POTENTIAL STARTERS (BASED ON LAST TIME OUT)

No.	Name	Pos.	Yr.	Pts.	Reb.	Ast.	FG%	3FG%	FT%
0	<b>D'MITRIK TRICE</b>	G	Jr.	9.7	4.1	4.1	.381	.369	.771
Last 7 games, has 44 assists to just 12 turnovers (6.3 apg), plus 11.3 points and 4.1 rebounds per game									
1	<b>BREVIN PRITZL</b>	G	R-Sr.	8.1	3.7	0.7	.400	.375	.829
Scored in double figures 10 games this season (7 times off bench). UW is 10-0 in those games (24-6 career)									
2	<b>ALEEM FORD</b>	F	R-Jr.	8.1	4.1	1.1	.425	.340	.703
In the month of February (6 games), averaging 9.7 points, 42.9% 3FG (12-28) and 6.3 rebounds per game									
34	<b>BRAD DAVISON</b>	G	Jr.	9.6	4.2	1.7	.394	.360	.883
Scored 30 pts and tied single-game school record w/ 8 3FGs at Nebraska; just eclipsed 1,000 career points									
35	<b>NATE REUVERS</b>	F	Jr.	13.7	4.7	0.6	.450	.329	.768
Ranks 4th in UW history with 140 career blocks, needing just 15 to break Ethan Happ's school record (154)									

### 2019-20 SCHEDULE

Nov. 5	vs. #20 Saint Mary's <sup>^</sup>	L, 63-65 ot
Nov. 8	<b>EASTERN ILLINOIS</b>	W, 65-52
Nov. 13	<b>MCNEESE STATE</b>	W, 83-63
Nov. 17	<b>MARQUETTE</b>	W, 77-61
Nov. 21	<b>GREEN BAY</b>	W, 88-70

### LEGENDS CLASSIC - BROOKLYN, NY

Nov. 25	vs. Richmond*	L, 52-62
Nov. 26	vs. New Mexico*	L, 50-59

Dec. 4	at NC State	L, 54-69
Dec. 7	<b>INDIANA</b>	W, 84-64
Dec. 11	at Rutgers	L, 55-72
Dec. 21	<b>MILWAUKEE</b>	W, 83-64
Dec. 28	at Tennessee	W, 68-48
Dec. 31	<b>RIDER</b>	W, 65-37
Jan. 3	at #5 Ohio State	W, 61-57
Jan. 8	<b>ILLINOIS</b>	L, 70-71
Jan. 11	at #20 Penn State	W, 58-49
Jan. 14	#17 <b>MARYLAND</b>	W, 56-54
Jan. 17	at #15 Michigan State	L, 55-67
Jan. 21	<b>NEBRASKA</b>	W, 82-68
Jan. 24	at Purdue	L, 51-70
Jan. 27	at #19 Iowa	L, 62-68
Feb. 1	#14 <b>MICHIGAN ST.</b>	W, 64-63
Feb. 5	at Minnesota	L, 52-70
Feb. 9	<b>OHIO STATE</b>	W, 70-57
Feb. 15	at Nebraska	W, 81-64
Feb. 18	<b>PURDUE</b>	W, 69-65
Feb. 23	<b>RUTGERS</b>	W, 79-71
Feb. 27	at #19 Michigan	6 p.m.
Mar. 1	<b>MINNESOTA</b>	5:30 p.m.
Mar. 4	<b>NORTHWESTERN</b>	8 p.m.
Mar. 7	at Indiana	11 a.m.

### BIG TEN TOURNAMENT - Indianapolis, Ind.

Mar. 11-15 at Big Ten Tournament

### NCAA TOURNAMENT

Mar. 17-18	First Four
Mar. 19-22	Rounds 1-2
Mar. 26-29	Sweet 16 / Elite 8
April 4-6	Final Four (Atlanta, Ga.)

<sup>^</sup> Sanford Pentagon (Sioux Falls, S.D.)

\* Barclay's Center (Brooklyn, N.Y.)

Home games in **BOLD CAPS**

### FOLLOW THE #BADGERS

#### TV: ESPN2

App: ESPN | Online: ESPN.com/Watch

- Play-by-Play: Dan Shulman
- Analyst: Dan Dakich

#### RADIO: BADGER SPORTS NETWORK

App: iHeartRadio | Satellite: SiriusXM 382

- Play-by-Play: Matt Lepay
- Analyst: Mike Lucas

#### SOCIAL MEDIA: #ONWISCONSIN

- Twitter: @BadgerMBB
- Instagram: badgermbb
- Facebook: /WisconsinMensBasketball
- YouTube: /WisconsinBadgers

## BASKETBALL COMMUNICATIONS

### GENERAL INFORMATION

- Address: 1440 Monroe Street, Madison, WI 53711
- Website: UWBadgers.com
- Press Box Phone: (608) 262-7766

### BRANDON HARRISON – PRIMARY

- Phone: (608) 279-8653
- Email: bah@athletics.wisc.edu
- Twitter: @BrandonHarrison



### PATRICK HERB – DIR. BRAND STRATEGY

- Phone: (608) 957-2085
- Email: pah@athletics.wisc.edu
- Twitter: @PatrickHerb



## MEDIA RESOURCES

### CREDENTIAL APPLICATIONS

- www.sportssystem.com/Wisconsin

### BIG TEN MEDIA EMAIL LIST

- office.bigten.org/media

### WISCONSIN BASKETBALL RECORD BOOK

- go.wisc.edu/MBBRecordBook

### WIRELESS INTERNET ACCESS (KOHL CENTER)

- BadgerWiFi (connect and register with email address)

### LIVE STATS - STATBROADCAST (KOHL CENTER)

- Wisconsin.StatBroadcast.com (password: buckybadger)

### OFFICIAL SOCIAL MEDIA CHANNELS

- Twitter: @BadgerMBB
- Instagram: @badgermbb
- Facebook: /WisconsinMensBasketball
- YouTube: /WisconsinBadgers

### RADIO

- Radio Station: WIBA (1310 AM)

### Play-by-Play Announcer: Matt Lepay

Address: P.O. Box 99  
Madison, WI 53701  
Phone: 608-274-5450

### Color Analyst: Mike Lucas

Address: 1440 Monroe St.  
Madison, WI 53711  
Phone: 608-252-6474

**Credentials:** 2019-20 Wisconsin Basketball credentials must be requested online: [www.sportssystem.com/Wisconsin](http://www.sportssystem.com/Wisconsin)

Contact Brandon Harrison with questions (608-279-8653). Approved credentials will be either mailed or made available at the Brand Communications Office or with the parking attendant (white vehicle) at the entrance to Lot 46 on Frances Street, one block north of the Kohl Center

## STRONG BODY OF WORK

After beginning the season at 5-5, Wisconsin has been building one of the better resumes in college basketball.

- As of Feb. 20, Wisconsin finds itself in the top 30 of all of the major sorting metrics:  
NET: 29 KenPom 27 KPI: 28  
Sagarin: 22 BPI: 26
- The Badgers are 6-2 against the top 25 of the NET rankings.
- UW also has a Big Ten-best 7 Quadrant 1 wins. **HOME:** #10 Maryland, #13 Michigan State, #19 Ohio State, #26 Marquette.  
**ROAD:** #19 OSU, #25 Penn State and #64 Tennessee.  
Only 6 teams in the country have more Quad 1 wins than Wisconsin.

### MOST QUADRANT 1 WINS (thru games Feb. 23)

Wins	Team	Wins	Team
11	Kansas	8	Butler
10	Baylor	8	Villanova
10	Seton Hall	7	Wisconsin
9	Creighton	7	5 other schools

- In fact, UW has played 15 Quad 1 games, only Iowa State (16) has played more this season.
- The Badgers have tallied 4 AP Top-25 wins, tied for 4th-most in the country. Only three teams have more (Baylor, Oregon and Iowa).

## GARD HITS 50

With a conference record of 55-35, Greg Gard is the 52nd coach in history to reach 50 Big Ten wins.

- Gard's .611 conference win percentage ranks 7th among Big Ten coaches of the last 40 years (since 1980).

### Best Win Pct, B1G Coaches w/ 50+ Wins (since 1980)

Coach (School, Years)	Record	Pct.
1. Bo Ryan, WIS (2002-15)	172-68	.717
2. Bob Knight, IND (1972-2000)	353-151	.700
3. Tom Izzo, MSU (1995-)	296-132	.692
4. Mark Turgeon, MD (2015-)	72-37	.661
5. Thad Matta, OSU (2005-17)	150-78	.658
6. Matt Painter, PUR (2005-)	166-102	.619
7. <b>Greg Gard, WIS (2016-)</b>	<b>55-35</b>	<b>.611</b>
8. Gene Keady, PUR (1981-05)	265-169	.611
9. Bill Frieder, MICH (1981-89)	98-64	.605
10. Steve Fisher, MICH (1989-97)	54-36	.600

(thru games played on Feb. 18)

- Gard trails only Tom Izzo (.692), Mark Turgeon (.661) and Matt Painter (.619) among active Big Ten coaches.
- Gard recently passed John Erickson (52-74) to move into 3rd place on Wisconsin's all-time list.  
Gard owns the 3rd-best Big Ten win pct. in UW history, trailing only Hall of Famers Bo Ryan (.717) Walter Meanwell (.660).

### Most Big Ten Wins, Wisconsin Head Coaches

Coach (School, Years)	Record	Pct.
1. Bo Ryan	172-68	.717
2. Walter Meanwell	158-80	.660
3. <b>Greg Gard, WIS (2016-)</b>	<b>55-35</b>	<b>.611</b>
4. John Erickson	52-74	.413
5. Steve Yoder	50-130	.278

## RELIABLE REUVERS

With the departure of Ethan Happ, **Nate Reuvers** has fit in nicely to a larger workload for Wisconsin this season.

- He's scored in double figures in 10 of the last 11 games and 22 of 27 games this season, matching his career high (22 pts) on two different occasions this year (vs. #20 Saint Mary's; vs. Milwaukee).
- Reuvers has scored 20+ points 6 times in his career, with 3 of those coming this season.
- He ranks 13th in the Big Ten in scoring (13.7 ppg) and 6th in free throw % (.768).
- Reuvers has 54 blocks on this season, ranking as the 9th highest single-season mark in UW history. Reuvers also owns the 5th-best total with 60 blocks in 2018-19.
- Reuvers ranks 5th in the Big Ten averaging 2.0 swats per game.
- Reuvers is trying to become just the 4th Badger to average at least 2.0 blocks in a season and the first since Jared Berggren (2.1 bpg) in 2013.  
UW single-season record for blocks per game is 2.6 by Rashard Griffith in 1995.

### BADGERS TO AVERAGE 2.0 BPG, SINGLE SEASON

Player	BPG	Season
Rashard Griffith	2.6	1993-94
Brad Sellers	2.4	1982-83
Rashard Griffith	2.2	1994-95
Jared Berggren	2.1	2012-13
<b>Nate Reuvers</b>	<b>2.0</b>	<b>2019-20</b>

- Reuvers ranks 4th in UW history with 140 career blocks. He needs just 15 swats to break Ethan Happ's school record (154).

### UW CAREER BLOCKS LEADERS

Player	Blocks	Seasons
1. Ethan Happ	154	2016-19
2. Frank Kaminsky	153	2012-15
3. Jared Berggren	144	2009-13
4. <b>Nate Reuvers</b>	<b>140</b>	<b>2017-Pres.</b>
5. Rashard Griffith	124	1994-95

- In UW's home opener vs. EIU, Reuvers was 1 block shy of his first career triple-double: 14 points, career-high 14 rebounds and 9 blocks.
- He's the first B1G player since at least 1996-97 with 14 pts, 14 reb and 9 blk in a game.












## LAST TIME OUT

### WISCONSIN 79, RUTGERS 71

2/23/20 | Kohl Center | Madison, Wis.

- Wisconsin won its 4th straight with a 79-71 win over Rutgers Sunday at the Kohl Center.
- The Badgers went 11-for-22 from 3-point range (.500), their 4th-consecutive game with double-digit treys.
- UW turned it over just 11 times and went 20-for-26 from the FT line.
- Micah Potter** tallied 18 points (4-5 3FGs) and 9 rebounds in just 17 minutes.
- Brevin Pritzl** and **Nate Reuvers** each scored 17 points, while **Brad Davison** scored 15 points (3-5 3FGs) and went over 1,000 career points.
- D'Mitrik Trice** finished with a career-high 9 assists and just 2 turnovers, adding 8 points.

# THIS WEEK: BADGERS TRAVEL TO MICHIGAN LOOKING TO EXTEND WIN STREAK TO FIVE

												
at Michigan St. Jan. 17 L, 55-67	NEBRASKA Jan. 21 W, 82-68	at Iowa Jan. 27 L, 62-68	MICHIGAN ST Feb. 1 W, 64-63	at Minnesota Feb. 5 L, 52-70	OHIO STATE Feb. 9 W, 70-57	at Nebraska Feb. 15 W, 81-64	PURDUE Feb. 18 W, 69-65	RUTGERS Feb. 23 W, 79-71	at Michigan Feb. 27 6 p.m. ESPN2	MINNESOTA March 1 5:30 p.m. BTN	N'WESTERN March 4 8 p.m. BTN	at Indiana March 7 Noon FOX

## CHARTING THE BADGERS

### CAREER GAMES PLAYED (MIN 15 GAMES)

	Games	Starts	Cons. Starts
Brevin Pritzl	118	25	2
D'Mitrik Trice	108	73	61
Brad Davison	93	89	89
Aleem Ford	91	47	27
Nate Reuvers	89	76	62
Micah Potter*	76	18	0
Trevor Anderson**	55	20	0
Walt McGoroy	35	0	0
Tyler Wahl	27	3	0
Owen Hamilton***	27	0	0
Michael Ballard	18	0	0

\*59 GAMES AT OHIO STATE | \*\*20 GAMES AT GREEN BAY | \*\*\*27 AT NIU

### DOUBLE-DIGIT POINTS

	Career	'19-20	Cons.
Brad Davison	50 (34-16)	11 (10-1)	3
D'Mitrik Trice	41 (27-14)	12 (7-5)	0
Nate Reuvers	38 (23-15)	22 (14-8)	2
Brevin Pritzl	30 (24-6)	10 (10-0)	2
Aleem Ford	20 (15-5)	11 (9-2)	0
Micah Potter	13** (10-3)	8 (5-3)	1
Trevor Anderson	11* (7-4)	1 (0-1)	0

\*10 GAMES AT GREEN BAY | \*\*5 GAMES AT OHIO STATE

### 20-POINT SCORING GAMES

	Career	'19-20	Cons.
Brad Davison	7 (4-3)	2 (2-0)	0
D'Mitrik Trice	6 (6-0)	2 (2-0)	0
Nate Reuvers	4 (3-1)	3 (2-1)	0
Micah Potter	1 (1-0)	1 (1-0)	0
Brevin Pritzl	1 (1-0)	0 (0-0)	0

### 30-POINT SCORING GAMES

	Career	'19-20	Cons.
Brad Davison	2 (1-1)	1 (1-0)	0
D'Mitrik Trice	1 (1-0)	1 (1-0)	0

### DOUBLE-DIGIT REBOUNDS

	Career	'19-20	Cons.
Micah Potter	3 (2-1)	2 (1-1)	0
Brevin Pritzl	2 (2-0)	1 (1-0)	0
Nate Reuvers	2 (2-0)	1 (1-0)	0
Brad Davison	1 (1-0)	1 (1-0)	0
Aleem Ford	1 (1-0)	1 (1-0)	0
D'Mitrik Trice	1 (1-0)	1 (1-0)	0

### DOUBLE-DIGIT ASSISTS

	Career	'19-20	Cons.
None Active	--	--	--

### DOUBLE-DOUBLES

	Career	'19-20	Cons.
Nate Reuvers	2 (2-0)	1 (1-0)	0
Brevin Pritzl	1 (1-0)	1 (1-0)	0
D'Mitrik Trice	1 (1-0)	1 (1-0)	0

### TRIPLE-DOUBLES

	Career	'19-20	Cons.
None Active	--	--	--

## ALL-TIME VS. MICHIGAN

Thursday's game will be the 168th meeting between Wisconsin and Michigan in a series beginning in 1920. The Wolverines lead the all-time series 92-75, but the Badgers have owned a decided advantage recently, going 18-6 since 2007.

- The Wolverines hold a 56-22 all-time advantage over Wisconsin in games played in Ann Arbor. However, the Badgers have won in 6 of their last 9 trips to Crisler Arena.
- Wisconsin and Michigan will only meet once in the regular season, but split a pair of contests last season. The Badgers knocked off then-No. 2 Michigan, 64-54, in Madison, ending the Wolverines unbeaten start (17-0) to the season. Michigan evened the score with a 61-52 three weeks later in Ann Arbor.
- Michigan has only scored 70+ points 3 times against Wisconsin since 2007 (last 24 meetings).
- Wisconsin went 17-6 against John Beilein-led Michigan teams, holding the Wolverines to 59.0 ppg in those 23 matchups.

### Michigan in Beilein Era (2007-08 to 2018-19)

	Record	PPG
UM vs. Wisconsin . . . . .	6-17 (.261)	59.0
UM in other games . . . . .	272-133 (.672)	70.3

## LAST TIME VS. MICHIGAN

#7 UM 61, #19 UW 52 | Feb. 9, 2019 | Ann Arbor, Mich.

- Wisconsin trailed just 51-50 with 4:00 remaining, but No. 7 Michigan closed the game on a 10-2 run and pulled out a 61-52 win.
- The game featured 7 lead changes. UW turned it over just 7 times, but went 0-for-2 at the FT line (Michigan 7-9).
- Senior Ethan Happ finished with 18 points and 11 rebounds, but played just 26 minutes due to foul trouble.
- Then-sophomores **Brad Davison** (9 points), **Nate Reuvers** (9 points) and **D'Mitrik Trice** (8 points) went 4-10 from deep. UW was just 4-12 from long range.

## TAKING THE SHOW ON THE ROAD

Wisconsin is renowned for its home success, but has been good on the road recently. UW is 77-50 (.606) away from home (road & neutral) the last 7 seasons.

- Since Gard took over, the Badgers are 1 of just 4 Big Ten teams with 23+ wins in true road games.

### BEST ROAD RECORDS, B1G, SINCE DEC. 23, 2015

1. Michigan State	28-18	.609
2. Purdue	27-23	.540
3. Wisconsin	25-28	.472
4. Maryland	23-24	.489

- Since 2001-02, the Badgers have tallied 111 true road wins, top mark of any Big Ten team.

## HISTORY VS. MICHIGAN

- Overall: UM leads, 92-75
- In Ann Arbor: UM leads 56-22
- Gard vs. UM: 3-4
- Active Streak: UM won last 1



### LAST 30 MEETINGS (UW leads 22-8)

Date	Rank	Result	Score	Location
2/26/03	--/--	W	73-42	Madison
1/21/04	21/--	W	74-63	Madison
2/22/04	12/--	L	59-71	Ann Arbor
1/22/05	24/--	W	72-61	Ann Arbor
2/16/05	20/--	W	76-50	Madison
1/28/06	23/--	L	76-85	Ann Arbor
1/24/07	2/--	W	71-58	Madison
1/2/08	25/--	W	70-54	Ann Arbor
1/22/08	11/--	W	64-61	Madison
3/14/08	8/--	W	51-34	Indianapolis
12/31/08	--/23	W	73-61	Ann Arbor
3/1/09	--/--	W	60-55	Madison
1/20/10	18/--	W	54-48	Madison
2/6/10	16/--	W	62-44	Ann Arbor
1/5/11	--/--	W	66-50	Madison
2/23/11	12/--	W	53-52	Ann Arbor
1/8/12	18/16	L	41-59	Ann Arbor
2/9/13	--/3	W+	65-62	Madison
3/15/13	22/6	W	68-59	Chicago
1/18/14	3/--	L	70-77	Madison
2/16/14	21/15	W	75-62	Ann Arbor
1/24/15	6/--	W+	69-64	Ann Arbor
3/13/15	6/--	W	71-60	Chicago
2/28/16	--/--	W	68-57	Madison
1/17/17	17/--	W	68-64	Madison
2/16/17	11/--	L	58-64	Ann Arbor
3/12/17	24/--	L	56-71	Wash. DC
2/11/18	--/20	L	72-83	Madison
1/19/19	--/2	W	64-54	Madison
2/9/19	19/7	L	52-61	Ann Arbor

+ overtime

## LAST MEETING: UM 61, UW 52

Feb. 9, 2019 | ANN ARBOR, MICH.

### Wisconsin 52 • 17-6

Player	Pos	Tot	3-Pr				Rebounds			PF	TP	A	TO	Blk	Stl	Min
			FG	FGA	FT	FTA	Off	Def	Total							
Happ, Ethan	r	9-19	0-0	0-1	3	8	11	3	18	1	5	2	1	26		
Reuvers, Nate	r	4-9	1-4	0-0	2	4	6	2	9	0	0	3	0	33		
Trice, D'Mitrik	c	3-9	2-4	0-0	0	3	3	2	8	0	0	0	0	33		
Iverson, Khalil	g	2-7	0-0	0-1	1	1	2	0	4	1	1	0	0	28		
Davison, Brad	g	4-8	1-2	0-0	0	5	5	3	9	1	0	1	1	32		
Pritzl, Brevin	g	0-1	0-0	0-0	0	1	1	0	0	1	0	0	0	16		
Ford, Aleem	g	0-2	0-1	0-0	0	0	0	2	0	0	0	0	0	13		
Thomas, Charles	g	0-0	0-0	0-0	0	0	0	0	0	0	0	0	0	1		
King, Kobe	g	2-4	0-1	0-0	1	3	4	1	4	1	1	0	0	18		
Team						0	1	1								
Totals		24-59	4-12	0-2	7	26	33	13	52	5	7	5	2	200		

FG % 1st Half: 13-30 43.3% 2nd Half: 11-29 37.9% Game: 24-59 40.7%  
3FG % 1st Half: 1-7 14.3% 2nd Half: 3-5 60.0% Game: 4-12 33.3%  
FT % 1st Half: 0-1 0.0% 2nd Half: 0-1 0.0% Game: 0-2 0.0%

### Michigan 61 • 21-2

Player	Pos	Tot	3-Pr		Rebounds			PF	TP	A	TO	Blk	Stl	Min
			FG	FGA	FT	FTA	Off							
13 Ignas Brzdokis	r	1-9	0-4	0-0	0	3	3	2	2	0	1	1	0	32
15 Jon Teske	c	6-10	1-3	4-5	3	9	12	2	17	1	0	3	1	34
01 Charles Matthews	g	9-15	0-2	0-0	2	0	2	2	2	1	0	1	0	36
02 Jordan Poole	g	4-11	2-6	0-0	0	9	9	1	10	1	2	0	1	38
03 Xavier Simpson	g	2-8	0-1	1-2	0	4	4	1	5	1	0	3	0	40
04 Isaiah Livers	g	3-3	1-1	2-2	0	4	4	1	9	0	0	1	0	16
23 Brandon Johns Jr.	g	0-0	0-0	0-0	0	0	0	0	0	0	0	0	0	2
55 Eli Brooks	g	0-0	0-0	0-0	0	0	0	0	0	2	0	0	0	2
Totals		25-56	4-17	7-9	6	30	36	9	61	11	5	5	2	200

FG % 1st half:	11-27	40.7%	2nd half:	14-29	48.3%	Game - 25-56	44.6%	Deadball
3FG % 1st half:	0-7	57.1%	2nd half:	0-10	0.0%	Game - 0-17	23.5%	
FT % 1st half:	1-3	33.3%	2nd half:	4-5	80.0%	Game - 5-9	55.6%	

FG % 1st Half: 11-27 40.7% 2nd Half: 14-29 48.3% Game: 25-56 44.6%  
3FG % 1st Half: 4-7 57.1% 2nd Half: 0-10 0.0% Game: 4-17 23.5%  
FT % 1st Half: 1-3 33.3% 2nd Half: 6-6 100.0% Game: 7-9 77.8%

Officials: Kelly Pfeiffer, Lamont Simpson, Terry Wymier  
Technical fouls: Wisconsin-None, Michigan-None.  
Attendance: 12,707  
2019-19 Men's Basketball, Round: 0, Michigan vs Wisconsin, Played at:

Score by periods	1st	2nd	Total
Wisconsin	27	25	52
Michigan	22	39	61

Lead FG: UW 2nd 00:07, MICH 2nd 00:03.  
Largest lead: WIS by 8 1st-14:36, MICH by 9 2nd-00:13.  
WIS led for 14:35, MICH led for 21:12. Game was tied for 04:13.  
In Off 2nd Fast  
T/O T/O T/O  
30 30 30  
5 4 4  
9 9 9  
Score tied - 2 times.  
Lead changed - 7 times.



## SITUATIONAL RECORDS

	2019-20	Under Gard
Ahead at the half	17-2	76-10
Behind at the half	0-7	18-42
Tied at the half	0-1	2-5
FG% of .450 or more	7-1	58-10
FG% less than .450	10-9	38-47
Better FG% than opp.	14-3	83-13
Worse FG% than opp.	3-7	14-43
Same FG% as opp.	0-0	0-1
Opp. FG% less than 45%	14-4	76-23
3FG% of 40% or more	9-0	45-7
3FG% less than 40%	8-9	51-49
Try more than 20 3FGs	15-7	50-30
Try 20 or fewer 3FGs	2-3	46-27
Make at least 70% FT	16-3	52-21
Try at least 20 FTs	5-2	43-13
Try fewer than 20 FTs	12-8	52-43
Out-rebound opponent	11-3	62-17
Tied or out-rebounded	6-7	34-40
Same or fewer TOs than opp.	12-4	71-32
More TOs than opp.	5-6	25-25
Commit fewer than 12 TOs	14-6	68-31
Commit 12 or more TOs	3-4	28-25
Score fewer than 50 pts.	0-0	1-2
Score 50-59 points	2-6	6-27
Score 60-69 points	6-3	30-17
Score 70-79 points	3-1	34-8
Score 80-89 points	6-0	19-3
Score 90 or more pts.	0-0	6-0
Allow fewer than 50 pts.	3-0	15-1
Allow 50-59 pts.	4-1	29-6
Allow 60-69 pts.	8-5	40-22
Allow 70-79 pts.	2-4	10-17
Allow 80-89 pts.	0-0	2-10
Allow 90 or more pts.	0-0	0-1
Overtime	0-1	6-5
vs. AP Top 25 opponents	4-3	17-25
vs. AP Top 25 opp. at home	2-0	9-6
Home games	13-1	58-15
Road games	4-6	25-28
Neutral site games	0-3	13-14
Day games	8-0	33-16
Night games	9-10	63-41

## GAMES DECIDED BY

3 points or less	2-2	11-9
4-5 points	2-0	14-11
6-10 points	2-4	20-16
11-19 points	7-4	26-17
20 or more points	4-0	26-2

## TELEVISED GAMES

CBS	2-0	9-7
CBS Sports Network	0-0	0-1
FOX	1-0	1-3
FS1	2-2	8-9
ESPN	1-0	12-9
ESPN2	1-3	8-10
ESPNU	0-1	1-2
ESPN+	0-0	3-1
Big Ten Network	9-4	47-12
BTN Plus	1-0	2-0
TBS	0-0	0-3
TNT	0-0	2-0

## TRICE AT THE POINT OF IT ALL

- UW's returning scoring leader from last year, **D'Mitrik Trice** is running the point.
- Has scored in double figures 6 of the last 9 games, including 14 points, 6 rebounds, 5 assists and just 1 turnover in 39 minutes in UW's win over #14 Michigan State (2/1).
- Trice has scored 20+ points 6 times in his career, including 2 games this season.
  - UW is 6-0 all-time when Trice scores 20+.
- Last 7 games, Trice is averaging 11.3 points, 6.3 assists and 4.1 rebounds per game.
  - He's also been taking care of the basketball over that span, maintaining an impressive **3.7 assist-to-turnover ratio** (44 ast. to 12 TOs).
- Trice has 112 assists (6th in Big Ten) and ranks 5th in the Big Ten with a 2.4 assist-to-turnover ratio (112 assists, 47 TOs).
  - His ast-to-TO ratio is more impressive considering he's playing 31.4 minutes/game.
  - Trice has seen steady improvement in his assist-to-turnover ratio over his time at UW:

## Trice, Assist-to-Turnover Ratio, Career

Year	Ast	TOs	Ratio
2017	63	37	1.7
2018	23	13	1.8 (medical redshirt)
2019	90	45	2.0
2020	112	47	2.4

- Trice is tied for 5th in UW history with a 2.03 career assist-to-TO ratio (288 ast, 142 TOs).

## Wisconsin Record Book, A-to-TO, Career

Ratio (Ast-to-TO)	Player	Years
1. 3.01 (464-154)	Jordan Taylor	2009-12
2. 2.57 (344-134)	Mike Kelley	1998-01
3. 2.25 (284-126)	Josh Gasser	2011-15
4. 2.08 (250-120)	Travon Davis	1999-02
5. <b>2.03 (288-142)</b>	<b>D'Mitrik Trice</b>	<b>2016-Pres.</b>
2.03 (388-191)	Mike Heineman	1984-87
7. 1.92 (296-154)	Bronson Koenig	2014-17
8. 1.90 (501-263)	Tracy Webster	1992-94

- With 956 career points, Trice is now 44 away from the 1,000-point threshold.


## D-FENSE! D-FENSE! D-FENSE

- Wisconsin is allowing just 62.2 points per game, which is tied for 1st in the Big Ten and ranks 19th best in the NCAA this season.
- The Badgers rank 24th in the country in Ken Pomeroy's Adjusted Defensive Efficiency, averaging 91.6 points per 100 possessions.
- UW has led the B1G in scoring def. 12 of the last 18 seasons, including 3 of 5 under Gard:

## Wisconsin Record Book, A-to-TO, Career

Season	Opp. PPG	B1G Rank	KenPom
2019-20	62.2	T-1st	24th
2018-19	61.7	2nd	4th
2017-18	66.0	5th	66th
2016-17	62.4	1st	9th
2015-16	63.8	1st	13th

- UW is 7-1 this season when holding foes below 59 points (44-7 all-time under Gard).
- UW has held 3 opponents below 50 points in a game this season, 3-0 in those contents:
  - W, 68-**48** at Tennessee - 12/28/19
  - W, 65-**37** vs. Rider - 12/31/19
  - W, 58-**49** at #20 Penn State - 1/11/20



## TOP-10 TAKEDOWNS

- Wisconsin's 61-57 win at #5 Ohio State on Jan. 3 added yet another entry onto the Badgers' impressive list of big victories under head Greg Gard.
- Since taking over as head coach on Dec. 15, 2015, Greg Gard has guided UW to 8 wins over teams ranked in the AP top-10, including 5 wins over the top-5... the most in the Big Ten.

## UW's wins over the AP Top-10 under Gard

Rank	Score	Opponent	Date
4	W, 77-76	Michigan State	1/17/16
2	W, 70-57	at Maryland	2/13/16
8	W, 67-59	at Iowa	2/24/16
9	W, 66-63	vs. Xavier*	3/20/16
1	W, 65-62	vs. Villanova*	3/18/17
6	W, 57-53	Purdue	2/15/18
2	W, 64-54	Michigan	1/19/19
5	W, 61-57	at Ohio State	1/3/20

\* NCAA Tournament Game

- Wisconsin has now knocked off a top-10 team in each of the last 11 seasons.

## POTTER MAGIC?

- Junior **Micah Potter** has positioned himself as the Big Ten's most valuable reserve and is looking to become Wisconsin's 3rd Sixth Man of the Year Award, joining Jason Bohannon (2008) and Nigel Hayes (2014).
- During conference play, Potter is averaging 10.4 ppg, 6.3 rpg while shooting 54.6% overall and 48.5% from 3FG. Among reserves, Potter trails only Ohio State's Duane Washington, Jr. (10.9 ppg) in scoring, trails only Penn State's Mike Watkins (6.4 rpg) in boards and owns the top FG and 3FG %s.

## Potter, Big Ten Ranking, Conference Play

	Potter	Overall	Reserves
PPG	10.4	28th	2nd
RPG	6.3	13th	2nd
FG%	.546	2nd	1st
3FG%	.485	1st	1st

- From an efficiency standpoint, Potter is putting together one of Wisconsin's better seasons in the past 25 years. Per 40 minutes of action, Potter is averaging 22.8 ppg and 14.4 rpg.

## UW's Top Per-40 Min. Scoring Avg. (Since 1996-97)

Player	PPG/40	Min.
1. Alando Tucker ('06-07)	24.3	1181
2. Ethan Happ ('17-18)	23.2	1017
3. Sean Mason ('98-99)	23.0	937
4. <b>Micah Potter ('19-20)</b>	<b>22.8</b>	<b>286</b>
5. Alando Tucker ('05-06)	22.7	1034
6. Frank Kaminsky ('14-15)	22.3	1311

- Made his first career start as a Badger vs. Ohio State (2/9), tallying 9 pts, 5 reb & 2 blk.
- In 13 minutes off the bench vs. #17 Maryland, Potter scored 14 points (6-7 FG, 2-3 3FG).
- Broke out at #20 Penn State with his first double-double at UW, finishing with career highs in pts (24) and reb (13).

## THE 3s BEEN THE KEY

- During Wisconsin's 4-game win streak, the Badgers have been one of the hottest shooting teams in the country.
- Since Feb. 9, Wisconsin is shooting 43.1% from 3-point range (12th in NCAA), going 50-for-116 from deep. Only 4 teams have made more triples than UW over that span.
- The Badgers have hit double-digit treys in 4 straight games for the first since the 2009-10 season. UW made 12 vs. Ohio State, 15 at Nebraska, 12 vs. Purdue and 11 vs. Rutgers.
- Wisconsin is now 11-0 this season when making 9 or more 3-pointers in a game.
- In Big Ten play, Wisconsin is tied for 2nd in the conference shooting 35.6% from 3-point range. The Badgers are averaging a Big Ten-best 8.8 3-pointers per contest in league play.
- Overall, UW is averaging 8.6 3FGs per game, which would break the school's record.

### Wisconsin Record Book, 3FGs per game

3FGs/Gm	Season	Pct.
8.6	2019-20	.233-.670 .348
8.2	2010-11	.278-.744 .374
7.9	2011-12	.285-.775 .368
7.8	1993-94	.225-.609 .369
7.8	2013-14	.297-.790 .376

- Individually, UW has 5 players with at least 25 triples, tied for most in the Big Ten. Michigan and Ohio State also have 5 with 25+.
- Among players averaging at least 1.5 3FGs per game, **Brevin Pritzl**, **D'Mitrik Trice** and **Brad Davison** all rank among the conference's top 20 3-point shooters.  
**Pritzl** ranks 12th shooting 37.5%, **Trice** is 13th at 36.9% and **Davison** is 16th at 36.0%.
- During conference play, **Micah Potter** leads the Big Ten shooting 48.5% (16-33) from 3FG.

## DAVISON TAKES THE LEAD

- Team captain **Brad Davison** has elevated his game. During UW's 4-game win streak, he leads UW with 15.5 ppg (50% FG, 56% 3FG).
- Davison leads UW shooting 88.3% FT (53-60) this season (min. 40+ FTAs).
- Matched a career high 30 points at Nebraska on Saturday, while also tying UW's single-game school record with 8 made 3FGs.
- **THE ONLY** Big Ten player to make 8+ 3s in a game this season and first since Carsen Edwards (PUR) made 10 last year vs. Virginia.
- Davison joins a standout list of Badgers with multiple 30-point games in recent memory:

### MULTIPLE 30-PT GAMES AT UW (SINCE 1996-97:)

Player	Games	Seasons
Ethan Happ	4	2016-19
Devin Harris	3	2002-04
Nigel Hayes	3	2014-17
<b>Brad Davison</b>	<b>2</b>	<b>2018-Pres.</b>
Frank Kaminsky	2	2012-15
Kirk Penney	2	2000-03
Jordan Taylor	2	2009-12
Alando Tucker	2	2003-07

- Wisconsin's active career scoring leader, Davison has 1,006 points, becoming the 45th 1,000-point scorer in UW history.
- 20th Badger to score 1,000 by junior season.

## BIG TEN BEASTS

- Including this season, UW has reached 10+ conference wins in 17 of the last 19 seasons (since 2001-02), the most of any Big Ten team.

### Most Seasons 10+ Big Ten Wins, Since 2001-02

School	10-Win Seasons	Last
1. <b>Wisconsin</b>	<b>17</b>	<b>2020</b>
2. Michigan State	16	2020
3. Ohio State	12	2018
4. Purdue	11	2019
5. Michigan	8	2019

- The Badgers are trying to secure another top finished in the Big Ten. UW has finished top four of the B1G in 17 of the last 18 seasons. No other Big Ten team can make that claim.
- Since 2002, Wisconsin has won 7 Big Ten titles (4 regular season, 3 tournament). Only Ohio State (10; 5 reg., 5 tourn.) and Michigan State (9; 5 reg., 4 tourn.) have won more.
- Since 2001-02, UW has the most Big Ten wins and best win percentage at 227-103 (.688).

### Big Ten Win Pct., Since 2001-02 (thru Feb. 23)

Team	W-L	Pct.
1. <b>Wisconsin</b>	<b>227-103</b>	<b>.688</b>
2. Michigan State	225-104	.684
3. Maryland	71-37	.657
4. Ohio State	205-124	.623
5. Purdue	190-141	.574

- Over the last 15 seasons, UW is 137-26 (.840) in Big Ten home games, the best mark in the conference.

## NCAA TOURNEY REGULARS

- Wisconsin is 1 of 5 schools to participate in 20 of last 21 NCAA tournaments, joining Kansas, Duke, Michigan State and Gonzaga.

### NCAA Tournament Appearances (last 21 years, since 1999)

Team	Appearances
Kansas	21
Duke	21
Michigan State	21
Gonzaga	21
<b>Wisconsin</b>	<b>20</b>

- That stretch includes a run of 19 consecutive NCAA tournament appearances, which is the 6th-longest stretch in NCAA history.

### All-Time Longest NCAA Tourn. Streaks

# Seasons	Team	Years
30	Kansas	1990-present
27	UNC	1975-2001
24	Duke	1996-present
22	MSU	1998-present
21	Gonzaga	1999-present
<b>19</b>	<b>Wisconsin</b>	<b>1999-2017</b>

- UW is one of 3 teams to reach the Sweet 16 in 6 of the last 9 seasons, advancing to the second weekend in 2011, 2012, 2014, 2015, 2016 and 2017. Kansas and Kentucky are the only other schools to reach 6 of the last 9 seasons.
- UW has won 13 NCAA tournament games since 2014, equaling the most of any Big Ten team (6th-most in nation). Only Kentucky, UNC, Gonzaga, Villanova & Duke have more.

## CHARTING THE BADGERS

### LED UW IN SCORING

	2019-20	Career
Brad Davison	4 (4-0)	18 (13-5)
Nate Reuvers	10 (5-5)	12 (6-6)
D'Mitrik Trice	4 (2-2)	10 (8-2)
Brevin Pritzl	2 (2-0)	8 (7-1)
Micah Potter	3 (2-1)	3 (2-1)
Aleem Ford	2 (1-1)	2 (1-1)

### LED UW IN REBOUNDING

	2019-20	Career
Nate Reuvers	10 (6-4)	12 (8-4)
Micah Potter	6 (4-2)	9* (5-4)
D'Mitrik Trice	6 (3-3)	8 (5-3)
Aleem Ford	4 (4-0)	7 (7-0)
Brevin Pritzl	2 (2-0)	6 (5-1)
Brad Davison	3 (1-2)	3 (1-2)
Tyler Wahl	2 (1-1)	2 (1-1)
D'Mitrik Trice	1 (1-0)	1 (1-0)

\*3 GAMES AT OHIO STATE

### LED UW IN ASSISTS

	2019-20	Career
D'Mitrik Trice	18 (12-6)	39 (23-16)
Brad Davison	4 (3-1)	19 (9-10)
Brevin Pritzl	0 (0-0)	3 (2-1)
Aleem Ford	2 (1-1)	3 (2-1)
Trevor Anderson	2 (1-1)	2 (1-1)
Tyler Wahl	1 (1-0)	1 (1-0)
Nate Reuvers	0 (0-0)	1 (0-1)

### LED UW IN MINUTES

	2019-20	Career
D'Mitrik Trice	12 (6-6)	32 (18-14)
Brad Davison	6 (5-1)	29 (21-8)
Brevin Pritzl	4 (4-0)	14 (10-4)
Nate Reuvers	3 (1-2)	5 (1-4)
Aleem Ford	1 (1-0)	4 (2-2)

Record in those contests in parentheses

### CHARGES TAKEN

	2019-20	Career
Brad Davison	13	61
D'Mitrik Trice	5	38
Nate Reuvers	1	18
Brevin Pritzl	4	6
Trevor Anderson	2	4
Aleem Ford	2	4
Tyler Wahl	3	3
Walt McGrory	0	2

### 2019-20 LINEUP RECORD

Trice, Davison, King, Ford, Reuvers	11-8
Trice, Davison, Pritzl, Ford, Reuvers	3-0
Trice, Davison, Ford, Reuvers, Potter	2-0
Trice, Pritzl, Ford, Wahl, Reuvers	1-0
Trice, Davison, Ford, Wahl, Reuvers	0-2

### ACTIVE WIN/LOSS STREAKS

Overall	Won 4
Vs. Unranked teams (AP)	Won 4
Vs. Ranked teams (AP)	Won 1
At Home	Won 6
At Home vs. Big Ten	Won 6
At Home vs. ranked Big Ten	Won 2
At Home vs. unranked Big Ten	Won 4
At Home vs. non-conference	Won 15
At Home vs. ranked opp.	Won 2
On Road	Won 1
On Road vs. Big Ten	Won 1
On Road vs. ranked opp.	Lost 2
On Road vs. unranked opp.	Won 1
Neutral	Lost 5
Neutral vs. ranked opp.	Lost 7
Neutral vs. unranked opp.	Lost 3

## BIG TEN STANDINGS

Team	Conf.	Overall
Maryland (#9)	12-4	22-5
Michigan State (#24)	11-6	19-9
Penn State (#16)	10-6	20-7
Illinois	10-6	18-9
<b>Wisconsin</b>	<b>10-6</b>	<b>17-10</b>
Iowa (#18)	10-7	19-9
Michigan (#19)	9-7	18-9
Rutgers	9-8	18-10
Indiana	8-8	18-9
Ohio State (#23)	8-8	18-9
Minnesota	7-9	13-13
Purdue	7-10	14-14
Nebraska	2-14	7-20
Northwestern	1-15	6-20

UPDATED THROUGH GAMES 2/25/2020

## AP TOP 25 (2/24/20)

Team	Record	Points
1 Kansas (62)	24-3	1598
2 Baylor (2)	24-2	1532
3 Gonzaga	27-2	1442
4 Dayton	25-2	1413
5 San Diego State	26-1	1287
6 Florida State	23-4	1247
7 Duke	23-4	1186
8 Kentucky	22-5	1130
9 Maryland	22-5	1124
10 Creighton	22-6	986
11 Louisville	23-5	966
12 Villanova	21-6	928
13 Seton Hall	20-7	842
14 Oregon	21-7	653
15 Auburn	23-4	643
16 Penn State	20-7	618
17 BYU	23-7	598
18 Iowa	19-8	489
19 Michigan	18-9	329
20 West Virginia	19-8	313
21 Colorado	21-7	291
22 Texas Tech	18-9	226
23 Ohio State	18-9	210
24 Michigan State	18-9	160
25 Houston	21-7	102

## Others receiving votes:

Arizona State 95, Illinois 82, Arizona 71, Butler 51, Virginia 50, Marquette 41, Stephen F. Austin 29, LSU 24, East Tennessee State 13, Utah State 9, Florida 8, **Wisconsin 7**, New Mexico State 2, Liberty 2, Northern Iowa 2, UCLA 1

## FORD'S FEBRUARY

- Junior forward **Aleem Ford** has really stepped up his game as of late for the Badgers.
- In 6 games in the month of February, Aleem Ford has averaged 9.7 points, 42.9% 3FG (12-28) shooting and 6.3 rebounds per game.
- Entered the season with 9 career double-digit scoring games. He's posted 4 in the last 6 games and a total of 11 this season alone.

## PRITZL'S SENIOR LEADERSHIP

- The lone senior on this year's UW roster, **Brevin Pritzl** is finding his senior prime.
- Pritzl has scored in double figures in 10 games this season (7 times coming off the bench).
- UW is 10-0 in those games (24-6 career).
- Shooting 37.5% 3FG, ranked 15th-best in B1G.
- Played all but 30 seconds in UW's win over #14 Michigan State (2/1), tallying 10 points and 7 rebounds in his 2nd start of the season.
- Scored a season-high 19 points off the bench against Ohio State (2/9), finishing 5-for-6 from 3-point range, plus 5 rebounds and 2 steals.
- Led the Badgers in scoring with a standout performance vs. Marquette (11/17), recording the first double-double of his career with 15 points and a career-high 13 rebounds (6 off.).

## WHO'S NEXT AT WISCONSIN?

- Wisconsin basketball is built on player development and a tradition of having its next star player waiting in the wings.
- Including Ethan Happ last season, Wisconsin players have earned 16 first-team all-conference honors the last 18 seasons – no Big Ten team has more. UW has boasted a first-team All-Big Ten player in 8 of the last 9 seasons.

2019 Ethan Happ	2008 Brian Butch
2018 Ethan Happ	2007 Alando Tucker
2017 Ethan Happ	2006 Alando Tucker
2016 Nigel Hayes	2005 Mike Wilkinson
2015 Frank Kaminsky	2004 Devin Harris
2014 Frank Kaminsky	2003 Kirk Penney
2012 Jordan Taylor	2002 Kirk Penney
2011 Jordan Taylor	Jon Leuer

- During that same time span, Wisconsin has also produced 76 Academic All-Big Ten honors, trailing only PUR and NW in that span.

## TOP-TEN RECRUITING CLASS

Coach Greg Gard announced Nov. 13, 2019 that high school seniors **Lorne Bowman**, **Ben Carlson**, **Steven Crowl**, **Jonathan Davis** and **Jordan Davis** will play basketball for the Badgers in the fall of 2020.

- When signed, Wisconsin's 2020 class was ranked the **No. 8 class in the nation** (ESPN.com), UW's highest in the online rankings era (since 2003).
- **Lorne Bowman | G | Detroit, Mich.**  
Four-star recruit...No. 94 in the ESPN 100...two-time Class A All-State honoree at St. Mary's HS, earning first team honors in 2019 and honorable mention in 2018...23.1 ppg and 5.1 apg per game during his junior season...22.5 ppg and 4.9 apg as sophomore.



## 4 MOORE

On the night of May 25th, our Wisconsin basketball family was forever changed. Assistant coach Howard Moore and his family were involved in a horrific auto accident that claimed the lives of Moore's wife, Jen, and 9-year old daughter, Jaidyn.

■ His 13-year old son, Jerell, survived with minor injuries, while Moore sustained severe burns and later endured a heart attack that has left him facing a long and challenging recovery.

■ Throughout the season, our team will be honoring the Moore family through a simple motto:

## DO MOORE. BE MOORE. 4 MOORE.

■ The number 4 represents the four members of the family. The six words represent far more than a saying, but instead a symbol of strength and an inspiration for how to live our lives.

■ Our game uniforms will feature a "4MOORE" patch, (includes the names of Jen and Jaidyn). Also featuring on shooting shirts & wristbands.

■ An assistance fund has been established: "The Howard Moore Family Fund." Text the word "MOORE," to 69050 to donate.

## ■ Ben Carlson | F | Woodbury, Minn.

Four-star recruit...No. 88 in the ESPN 100...entered senior season with 1,299 career points, 745 career rebounds and 109 career blocks, making him the top rebounder and shot blocker in East Ridge HS history...as a junior, led team to the Minnesota Class AA state tournament while averaging a double-double (16 ppg, 11.3 rpg)...two-time all-SEC conference player...an AP scholar with a 4.1 GPA.

## ■ Steven Crowl | C | Eagan, Minn.

Three-star recruit...led Eastview High School to the Minnesota Class 4A state tournament as a junior while averaging 19.7 ppg (39% 3FGs), 8.1 rpg and 1.6 bpg...entered senior year with 1,100 career point ...first-team South Suburban All-Conference in 2019, second-team in 2018.

## ■ Jonathan Davis | G | La Crosse, Wis.

Four-star recruit...23 ppg, 9 rpg and 3 apg as a junior for La Crosse Central, earning unanimous first-team all-state and first-team all-conference honors...helped lead Central to WIAA Div. 2 state tournament each of the three years on varsity, winning the state title in 2017...on the football field, standout 3-year starting QB passed for 6,572 yards and 56 TDs, while rushing for more than 2,000 yards and scoring another 34 TDs on the ground.

## ■ Jordan Davis | G | La Crosse, Wis.

Three-star recruit...first-team all-conference as a sophomore and junior at La Crosse Central...averaged 12 ppg, 5 rpg and 3 spg as junior...helped lead Central to three WIAA Division 2 state tournament appearances, including a title in 2017...on the football field, Davis is an impressive receiver for the Red Raiders, posting 358 receiving yards with 5 TDs through three games before suffering a season-ending injury

# WISCONSIN RECORD BOOK WATCH

## SCHOOL RECORDS – CAREER

POINTS			
35.	1,114	Marcus Landry	2006-09
36.	1,084	Ken Siebel	1961-63
37.	1,077	Tim Locum	1988-91
38.	1,075	Josh Gasser	2011-15
39.	1,066	Larry Petty	1978-81
	1,066	Mark Vershaw	1998-01
41.	1,064	Chuck Nagle	1967-69
42.	1,057	Sean Daugherty	1995-98
43.	1,021	J.J. Weber	1984-87
44.	1,015	Willie Simms	1988-91
45.	1,006	<b>Brad Davison</b>	<b>2018-present</b>
--	956	<b>D'Mitrik Trice</b>	<b>2017-present</b>

3-POINT FIELD GOALS			
1.	270	Bronson Koenig	2014-17
2.	235	Ben Brust	2011-14
3.	227	Tim Locum	1988-91
4.	217	Kirk Penney	2000-03
5.	213	Michael Finley	1992-95
6.	212	Jason Bohannon	2007-10
7.	193	Trent Jackson	1986-89
8.	187	Devin Harris	2002-04
9.	180	Jordan Taylor	2009-12
10.	175	Trévon Hughes	2007-10
11.	174	<b>D'Mitrik Trice</b>	<b>2017-present</b>
12.	167	Tracy Webster	1992-94
13.	166	Sean Mason	1995-99
14.	163	Kammron Taylor	2004-07
15.	162	Andy Kilbride	1992-95
16.	157	Josh Gasser	2011-15
17.	153	<b>Brad Davison</b>	<b>2018-present</b>
18.	142	Sam Dekker	2013-15
19.	136	<b>Brevin Pritzl</b>	<b>2016-present</b>
20.	120	Jon Bryant	1999-00

ASSISTS			
1.	501	Tracy Webster	1992-94
2.	464	Jordan Taylor	2009-12
3.	423	Ethan Happ	2016-19
4.	388	Mike Heineman	1984-87
5.	371	Michael Finley	1992-95
6.	344	Mike Kelley	1998-01
7.	335	Tom Molaski	1986-89
8.	319	Nigel Hayes	2014-17
9.	311	Mark Vershaw	1998-01
10.	307	Traevon Jackson	2012-15
11.	296	Bronson Koenig	2014-17
12.	295	Devin Harris	2002-04
13.	290	Arnold Gaines	1977-80
14.	288	<b>D'Mitrik Trice</b>	<b>2016-present</b>
15.	284	Josh Gasser	2011-15
16.	278	Michael Flowers	2005-08
17.	277	Trevon Hughes	2007-10
18.	273	Joe Krabbenhoft	2006-09
19.	261	Trent Jackson	1986-89
20.	259	Rick Olson	1983-86

BLOCKS			
1.	154	Ethan Happ	2016-19
2.	153	Frank Kaminsky	2012-15
3.	144	Jared Berggren	2009-13
4.	140	<b>Nate Reuvers</b>	<b>2018-present</b>
5.	124	Rashard Griffith	1994-95
6.	120	Brad Sellers	1982-83
7.	117	Mike Wilkinson	2002-05
8.	102	Kurt Portmann	1987-90
9.	99	Marcus Landry	2006-09
10.	96	Greg Stiemsma	2005-08

FREE THROW PCT. (MIN. 175 FTAS)			
1.	.870	Rick Olson (260-299)	1983-86
2.	.856	Tim Locum (166-194)	1988-91
3.	.848	Jason Bohannon (228-269)	2007-10
4.	.837	Josh Gasser (292-349)	2011-15
5.	.830	<b>Brad Davison (219-264)</b>	<b>2018-present</b>
6.	.817	Wes Matthews (273-334)	1978-80
7.	.814	Bronson Koenig (193-237)	2014-17
	.814	Brad Davison (166-204)	2018-present
9.	.804	Mike Carlin (172-214)	1966-68
10.	.801	Dick Miller (246-307)	1954-56

ASSIST-TO-TURNOVER RATIO (min. 100 assists)			
1.	3.01 (464-154)	Jordan Taylor	2009-12
2.	2.57 (344-134)	Mike Kelley	1998-01
3.	2.25 (284-126)	Josh Gasser	2011-15
4.	2.08 (250-120)	Travon Davis	1999-02
5.	2.03 (288-142)	<b>D'Mitrik Trice</b>	<b>2017-present</b>
	2.03 (388-191)	Mike Heineman	1984-87
7.	1.92 (296-154)	Bronson Koenig	2014-17
8.	1.90 (501-263)	Tracy Webster	1992-94
9.	1.86 (335-180)	Tom Molaski	1986-89
10.	1.79 (138-77)	Boo Wade	2003-04

COACHING WINS			
1.	364-130 (.737)	Bo Ryan (2002-15)	
2.	265-267 (.498)	Harold Foster (1935-59)	
3.	246-99 (.712)	Walter Meanwell (1912-17, '21-34)	
4.	128-165 (.437)	Steve Yoder (1983-92)	
5.	100-114 (.467)	John Erickson (1960-68)	
6.	97-57 (.630)	<b>Greg Gard (2016-present)</b>	
7.	94-68 (.580)	Dick Bennett (1996-00)	
8.	88-108 (.449)	John Powless (1969-76)	
9.	63-101 (.384)	Bill Cofield (1977-82)	
10.	43-15 (.741)	Emmett Angell (1905-08)	

## SCHOOL RECORDS – SEASON

FREE THROW PERCENTAGE (TEAM)			
1.	.818 (436-533)	2010-11	
2.	<b>.768 (308-401)</b>	<b>2019-20</b>	
3.	.763 (584-765)	2014-15	
4.	.758 (413-545)	1983-84	
5.	.746 (642-861)	2013-14	

ASSIST-TO-TURNOVER RATIO (min. 50 assists)			
1.	4.30 (86-20)	Mike Kelley	1999
2.	3.83 (161-42)	Jordan Taylor	2011
3.	3.33 (70-21)	Josh Gasser	2015
4.	3.26 (114-35)	Mike Kelley	2000
5.	3.03 (118-39)	Jordan Taylor	2010
6.	2.97 (98-33)	Bronson Koenig	2015
7.	2.63 (147-56)	Jordan Taylor	2012
8.	2.50 (75-30)	Josh Gasser	2011
9.	<b>2.38 (112-47)</b>	<b>D'Mitrik Trice</b>	<b>2020</b>
	2.38 (171-72)	Tracy Webster	1994
11.	2.36 (111-47)	Mike Heineman	1985

BLOCKS			
1.	73	Jared Berggren	2013
2.	68	Brad Sellers	1983
3.	66	Rashard Griffith	1994
	66	Frank Kaminsky	2014
5.	60	Jared Berggren	2012
	60	<b>Nate Reuvers</b>	<b>2019</b>
7.	58	Rashard Griffith	1995
8.	57	Frank Kaminsky	2015
9.	54	<b>Nate Reuvers</b>	<b>2020</b>
	52	Brad Sellers	1982

## SCHOOL RECORDS – SINGLE GAME

3-POINT FIELD GOALS			
1.	8	Bronson Koenig vs. Va. Tech	3/16/17
	8	<b>Brad Davison at Nebraska</b>	<b>2/15/20</b>
3.	7	Trent Jackson at Ohio State	1/17/87
	7	Tim Locum vs. Butler	12/5/87
	7	Tim Locum vs. Rollins	12/15/89
	7	Larry Hisle vs. UT-Arlington	12/22/90
	7	Michael Finley at Michigan	1/29/94
	7	Tracy Webster vs. Missouri	3/19/94
	7	Michael Finley at E. Michigan	12/10/94
	7	Jon Bryant vs. Fresno State	3/16/00
	7	Keaton Nankivil at Purdue	1/28/10
	7	Jason Bohannon vs. Indiana	2/13/10
	7	Jordan Taylor at Indiana	3/3/11
	7	Ben Brust vs. BYU	11/26/11
	7	Ben Brust vs. UNLV	12/10/11
	7	Rob Wilson vs. Indiana	3/10/12
	7	<b>D'Mitrik Trice vs. Oklahoma</b>	<b>11/22/18</b>

BLOCKS			
1.	9	Brad Sellers vs. Toledo	11/29/82
	9	<b>Nate Reuvers vs. Stanford</b>	<b>11/21/18</b>
3.	8	Kim Hughes vs. Rollins	12/1/73
4.	7	Brad Sellers vs. Minnesota	1/21/82
	7	Brad Sellers vs. Ball State	12/8/82
	7	Jared Berggren vs. Montana	3/15/12
	7	Jared Berggren vs. Iowa	2/6/13
	7	Frank Kaminsky vs. Green Bay	11/19/14



## QUICK FACTS

University of Wisconsin  
Madison, WI 53711



Founded	1848
Enrollment	42,041
Nickname	Badgers
School Colors	Cardinal and White
Affiliation	NCAA Division I
Conference	Big Ten
Chancellor	Rebecca Blank
Director of Athletics	Barry Alvarez
Website	UWBadgers.com
Twitter	@BadgerMBB
Instagram	badgermbb
Facebook	/WisconsinMensBasketball

## HEAD COACH - GREG GARD

Seasons	5th at Wisconsin / 5th overall
Overall Record	97-57 (.630)
Record at Wisconsin	97-57 (.630)
Big Ten Record	55-35 (.611)
NCAA Tourn. Record	4-3 (.571) / 3 Appearances

## KOHL CENTER

Opened	Jan. 17, 1998
Capacity	17,287
Student Section	AreaRED
Record at Kohl Center	310-52 (.856)
Gard record at Kohl Center	59-15 (.797)

## ALL-TIME RECORD

121st season of Wisconsin Basketball
Years: 1898 to present
Overall Record: 1,634-1,219 (.573)
NCAA Tournament Record: 38-23 (.633)
Big Ten Tournament Record: 25-19 (.568)

## BIG TEN CHAMPIONSHIPS (18)

**Titles:** 1907, 1908, 1912, 1913, 1914, 1916  
1918, 1921, 1923, 1924, 1929, 1935, 1941  
1947, 2002, 2003, 2008, 2015

## BIG TEN TOURNAMENT TITLES (3)

**Titles:** 2004, 2008, 2015

## NCAA TOURNAMENT HISTORY

**Appearances (24):** 1941, 1947, 1994, 1997, 1999  
2000, 2001, 2002, 2003, 2004, 2005, 2006, 2007  
2008, 2009, 2010, 2011, 2012, 2013, 2014, 2015  
2016, 2017, 2019

**National Championship:** 1941

**Final Four (4):** 1941, 2000, 2014, 2015

**Elite Eight (6):** 1941, 1947, 2000, 2005, 2014, 2015

**Sweet 16 (11):** 1941, 2000, 2003, 2005, 2008

2011, 2012, 2014, 2015, 2016, 2017

## WISCONSIN BASKETBALL ROSTER 2019-20



**0 D'MITRIK TRICE**  
G, R-Jr., 6-0, 184  
Huber Heights, Ohio



**1 BREVIN PRITZL**  
G, Gr., 6-3, 204  
De Pere, Wis.



**2 ALEEM FORD**  
F, R-Jr., 6-8, 217  
Lawrenceville, Ga.



**3 WALT MCGRORY**  
G, Jr., 6-3, 205  
Minneapolis, Minn.



**4 CARTER HIGGINBOTTOM**  
G, R-Fr., 6-0, 187  
Chicago, Ill.



**5 TYLER WAHL**  
F, Fr., 6-7, 214  
Lakeville, Minn.



**11 MICAH POTTER**  
F, R-Jr., 6-10, 248  
Mentor, Ohio



**12 TREVOR ANDERSON**  
G, R-Jr., 6-2, 200  
Stevens Point, Wis.



**15 COURTLAND CUEVAS**  
F, Jr., 6-5, 190  
Madison, Wis.



**20 SAMAD QAWI**  
F, Jr., 6-6, 195  
Racine, Wis.



**30 OWEN HAMILTON**  
C, R-So., 7-0, 266  
Prescott, Wis.



**31 MICHAEL BALLARD**  
G, R-Jr., 6-4, 202  
Oak Park, Ill.



**32 JOE HEDSTROM**  
C, R-Fr., 7-0, 240  
Hopkins, Minn.



**34 BRAD DAVISON**  
G, Jr., 6-4, 2-6  
Maple Grove, Minn.



**35 NATE REUVERS**  
F, Jr., 6-11, 235  
Lakeville, Minn.



**GREG GARD**  
Head Coach  
5th season at UW



**JOE KRABbenhOFT**  
Assistant Coach  
4th season at UW



**DEAN OLIVER**  
Assistant Coach  
3rd season at UW



**ALANDO TUCKER**  
Interim Assistant Coach  
1st season at UW

WISCONSIN BADGERS	POS	HT	WT	YR/ELIG	HOMETOWN (HS/LAST SCHOOL)
0 D'Mitrik Trice**	G	6-0	184	Sr./Jr.	Huber Heights, Ohio (Wayne/IMG Academy)
1 Brevin Pritzl***	G	6-3	204	Gr./Sr.	De Pere, Wis. (HS)
2 Aleem Ford**	F	6-8	217	Sr./Jr.	Lawrenceville, Ga. (Archer/IMG Academy)
3 Walt McGrory**	G	6-3	205	Jr./Jr.	Minneapolis, Minn. (Edina)
4 Carter Higginbottom	G	6-0	187	So./Fr.	Chicago, Ill. (St. Ignatius)
5 Tyler Wahl	F	6-7	214	Fr./Fr.	Lakeville, Minn. (North)
11 Micah Potter	F	6-10	248	Sr./Jr.	Mentor, Ohio (Monteverde Acad./Ohio St.)
12 Trevor Anderson*	G	6-2	200	Sr./Jr.	Stevens Point, Wis. (HS/Green Bay)
15 Courtland Cuevas	F	6-5	190	Sr./Jr.	Madison, Wis. (Madison East)
20 Samad Qawi	F	6-6	195	Sr./Jr.	Racine, Wis. (Horlick)
30 Owen Hamilton	C	7-0	266	Jr./So.	Prescott, Wis. (HS/Northern Illinois)
31 Michael Ballard**	G	6-4	202	Sr./Jr.	Oak Park, Ill. (Fenwick)
32 Joe Hedstrom	C	7-0	240	So./Fr.	Hopkins, Minn. (HS)
34 Brad Davison**	G	6-4	206	Jr./Jr.	Maple Grove, Minn. (HS)
35 Nate Reuvers**	F	6-11	235	Jr./Jr.	Lakeville, Minn. (North)

\* letters earned at UW | Gr. - Graduate school student

**Head Coach:** Greg Gard (5th)

**Assistant Coaches:** Joe Krabbenhoft (4th),  
Dean Oliver (3rd), Alando Tucker (interim, 1st)

**Dir. of Basketball Operations:** Marc VandeWetterling

**Head Athletic Trainer:** Henry Perez-Guerra

**Video Director:** A.J. Van Handel

**Asst. Dir. of Basketball Operations:** Kyle Blackburn

## WISCONSIN PRONUNCIATION GUIDE)

Courtland Cuevas - QWAY-vaas  
Aleem Ford - UH-leem  
Brevin Pritzl - PRITTS-ull  
Samad Qawi - suh-MAAD COW-ee

Nate Reuvers - REE-vers  
D'Mitrik Trice - Duh-MEE-trick  
Tyler Wahl - WALL





## THE GARD FILE

### ■ Career Record (5th Season): 97-57 (.630)

- Record at Wisconsin (5th Season): 97-57 (.630)
- Big Ten Record (5th Season): 55-35 (.611)
- NCAA Tournament Appearances/Record: 3 / 4-3 (.572)
- Hometown: Cobb, Wis.
- Alma Mater: UW-Platteville, 1995 (Physical & Health Ed)
- Master's Degree: UW-Platteville, 2007 (Counselor Ed)
- Family: Wife Michelle  
Daughters, Mackenzie and Peyton; Son, Isaac

## COACHING EXPERIENCE

Position	School	Years
Assistant Coach	Southwestern (Wis.) HS	1990-93
Assistant Coach	Platteville (Wis.) HS	1993-94
Assistant Coach	UW-Platteville	1993-99
Assistant Coach	UW-Milwaukee	1999-01
Assoc. Head Coach	Wisconsin	2001-15
Head Coach	Wisconsin	2015-Present

## CAREER HIGHLIGHTS

Date	Highlight
Dec. 15, 2015	Assumes role of interim head coach upon the retirement of Bo Ryan
Dec. 23, 2015	First career win, 84-79, vs. Green Bay
Jan. 2, 2016	First Big Ten win, 79-57, vs. Rutgers
Jan. 17, 2016	First ranked win, 77-76, vs. #4 MSU
Jan. 26, 2016	UW claims 82-79 overtime win over eventual Big Ten champion #19 Indiana
Feb. 13, 2016	First road win over ranked team, 70-57, at #2 Maryland
March 7, 2016	Officially named Wisconsin head coach
March 18, 2016	First NCAA tournament win, 47-43, against 10th-seeded Pittsburgh
April 4, 2016	Jim Phelan National Coach of the Year
March 18, 2017	Leads UW to its fourth-ever win over No. 1 team in the nation with a 65-62 victory over top-seeded Villanova in NCAA tournament second round
Feb. 15, 2018	Badgers tally sixth top-10 win in three seasons under Gard (#6 Purdue, 57-53)
Jan. 19, 2019	UW earns fourth win over top-5 team under Gard (#2 Michigan, 64-54)
Jan. 3, 2020	UW wins at #5 Ohio State, 61-47

## HEAD COACH GREG GARD

### ■ 2016 JIM PHELAN NATIONAL COACH OF THE YEAR

**A** coaching veteran of nearly 30 years, Greg Gard has expertly made the jump from assistant coach to head coach at Wisconsin. After assuming the head coaching reins on Dec. 15, 2015, Gard has led the Badgers to the NCAA tournament in three of his four seasons, including a pair of Sweet 16 appearances in each of his first two seasons. Owner of one of the highest win percentages in Wisconsin history, Gard now enters his fifth season as the head coach in 2019-20.

After initially taking over on an interim basis, Gard was officially named head coach of the Badgers on March 7, 2016. In four seasons, he owns the third-highest winning percentage in UW history, piloting the Badgers to a record of 80-47 (.630).

In just four seasons as head coach, Gard is quickly climbing Wisconsin's win charts. Gard is already 45-29 in Big Ten play, surpassing Dick Bennett for seventh on UW's all-time wins list. He enters 2019-20 just eight conference wins away from fourth place on the school's all-time ledger. Gard's .608 Big Ten win percentage equates to the third-best mark in Badger annals.

Gard reached 40 conference wins in a mere 66 games, making him the third-fastest active Big Ten coach to 40 conference wins. That number trails only Maryland's Mark Turgeon and MSU's Tom Izzo, who did it in 57 and 62 games, respectively.

In his inaugural season as head coach, Gard led the Badgers to the 2016 NCAA Tournament Sweet 16, becoming just the second-ever first-year coach to win the Jim Phelan National Coach of the Year award. He followed that up by leading UW to its fifth-highest single-season win total in school history (27-10) and making a second-consecutive visit to the Sweet 16.

Gard is just the third coach in the last 20 years to pilot his team to the Sweet 16 in each of his first two seasons, joining UCLA's Steve Lavin (1996-97) and Gonzaga's Mark Few (2000-01).

Wisconsin maintained its place among the top of the Big Ten during the transition to Gard as well. In his first season, the Badgers finished the regular season in a tie for third place in the Big Ten standings — extending its streak of top-four finishes to a league-record 16th-consecutive season — with a 12-6 conference record. Gard led the Badgers to the most Big Ten wins by a first-year coach since 2004 (Bruce Weber, Illinois).

Gard's Badgers would post another 12-6 conference campaign in 2017, finishing second in both the regular season and the Big Ten tournament. Wisconsin would cap off its 27-win season with a signature win in the NCAA tournament, knocking off the nation's No. 1 team Villanova, 65-62, to advance to the Sweet 16.

In 2018-19, Gard piloted the Badgers back to the Big Dance, posting a 23-11 overall record. Wisconsin also boasted a mark of 14-6 in Big Ten play, winning 14 conference games for just the third time in school history, joining 16-win seasons in 2008 and 2015.

In 18 total seasons on the Badgers' bench, Gard has seen the Badgers finish lower than fourth in the Big Ten standings just once while amassing a combined mark of 217-97 (.691) in league play.

During his tenure as head coach, Gard has helped a pair of players reach first-team All-Big Ten status: Nigel Hayes (2016) and third-team All-American Ethan Happ (2017, '18, '19).

Long considered one of the top assistant coaches in the game, Gard served as an assistant at Wisconsin for 14-plus seasons, including the final seven as the associate head coach.

Prior to coming to Wisconsin in 2001, Gard spent the previous two seasons as an assistant at UW-Milwaukee and served as an assistant coach at UW-Platteville from 1993-99.

Prior to joining Ryan's staff in Platteville, Gard spent three seasons at Southwestern High School and one at Platteville High School, where he served in junior high and assistant varsity coaching capacities.

In 2016, Gard and his wife, Michelle, partnered with the University of the Wisconsin and Wisconsin Foundation and Alumni Association, to launch Garding Against Cancer. This fundraising initiative raises funds and awareness for cancer research and care within the state of Wisconsin. In its first two years of hosting fundraising events across the state, GAC raised more than \$2 million dollars in the fight against cancer.

Gard is a 1995 graduate of UW-Platteville with a degree in physical and health education. He received a master's degree in counselor education from Platteville in 2007. Gard and his wife, Michelle, have two daughters, Mackenzie and Peyton, and a son, Isaac.

## GARD YEAR-BY-YEAR

Year	School	Record	Pct.	Conf.	Record	Place	Postseason
2015-16	Wisconsin	15-8	.652	Big Ten	12-6	T-3rd	NCAA Sweet 16
2016-17	Wisconsin	27-10	.730	Big Ten	12-6	T-2nd	NCAA Sweet 16
2017-18	Wisconsin	15-18	.455	Big Ten	7-11	9th	--
2018-19	Wisconsin	23-11	.676	Big Ten	14-6	4th	NCAA First Round
2019-20	Wisconsin	17-10	.630	Big Ten	10-6	--	--
<b>Totals (5 seasons)</b>		<b>97-57</b>	<b>(.630)</b>		<b>55-35</b>	<b>(.611)</b>	<b>3 NCAA appearances</b>

## GARD vs. DIVISION I TEAMS

Team	Home	Away	Neut.	Total	Team	Home	Away	Neut.	Total
Baylor	0-0	0-0	0-1	0-1	North Carolina State	1-0	0-1	0-0	1-1
Central Arkansas	1-0	0-0	0-0	1-0	Northwestern	1-2	2-1	1-0	4-3
Chicago State	2-0	0-0	0-0	2-0	Notre Dame	0-0	0-0	0-1	0-1
Coppin State	1-0	0-0	0-0	1-0	Ohio State	3-1	2-1	0-0	5-2
Creighton	0-0	0-1	0-0	0-1	Oklahoma	1-0	0-0	1-0	2-0
Eastern Illinois	1-0	0-0	0-0	1-0	Oregon	0-0	0-0	0-1	0-1
Florida	0-0	0-0	0-1	0-1	Penn State	2-0	4-0	0-0	6-0
Florida A&M	1-0	0-0	0-0	1-0	Pittsburgh	0-0	0-0	1-0	1-0
Georgetown	0-0	0-0	1-0	1-0	Prairie View A&M	1-0	0-0	0-0	1-0
Grambling State	1-0	0-0	0-0	1-0	Purdue	2-2	0-4	0-0	2-6
Green Bay	4-0	0-0	0-0	4-0	Rider	1-0	0-0	0-0	1-0
Houston Baptist	1-0	0-0	0-0	1-0	Richmond	0-0	0-0	0-1	0-1
Idaho State	1-0	0-0	0-0	1-0	Rutgers	4-0	0-2	1-0	5-2
Illinois	3-1	4-0	0-0	7-1	Saint Mary's	0-0	0-0	0-1	0-1
Indiana	4-0	1-2	1-0	6-2	Savannah State	1-0	0-0	0-0	1-0
Iowa	1-1	2-2	0-0	3-3	South Carolina State	1-0	0-0	0-0	1-0
Marquette	1-1	1-1	0-0	2-2	Stanford	0-0	0-0	1-0	1-0
Maryland	3-1	1-2	1-0	5-3	Syracuse	1-0	0-0	0-0	1-0
UMass Lowell	1-0	0-0	0-0	1-0	Temple	0-0	0-1	0-0	0-1
McNeese State	1-0	0-0	0-0	1-0	Tennessee	0-0	1-0	1-0	2-0
Michigan	3-1	0-2	0-1	3-4	UCLA	0-0	0-0	0-1	0-1
Michigan State	2-2	0-4	0-2	2-8	Villanova	0-0	0-0	1-0	1-0
Milwaukee	2-0	0-0	0-0	2-0	Virginia	0-0	0-1	0-1	0-2
Minnesota	2-1	3-1	0-0	5-2	Virginia Tech	0-0	0-0	1-0	1-0
Nebraska	2-1	3-1	1-1	6-3	Western Kentucky	1-0	0-1	0-0	1-1
New Mexico	0-0	0-0	0-1	0-1	Xavier	0-1	1-0	1-0	2-1
North Carolina	0-0	0-0	0-1	0-1	Yale	1-0	0-0	0-0	1-0
					<b>Total</b>	<b>59-15</b>	<b>25-28</b>	<b>13-14</b>	<b>97-57</b>

# HOME SWEET HOME

The Badgers are VERY good at the Kohl Center



## WISCONSIN AT HOME SINCE 2001-02

<b>273-39 (.875)</b>	Overall Home Record
<b>137-26 (.840)</b>	vs. Big Ten teams
<b>136-13 (.913)</b>	vs. non-conference teams
<b>101-12 (.894)</b>	vs. unranked Big Ten teams
<b>44-18 (.710)</b>	vs. teams ranked in the AP top 25
<b>32-5 (.865)</b>	vs. in-state teams
<b>Undefeated</b>	vs. IND (14-0), PSU (14-0)
<b>One-loss</b>	vs. NEB (4-1), MARY (3-1)
<b>Two-loss</b>	vs. MINN (13-2), MICH (13-2), IOWA (12-2)

## NCAA'S TOUGHEST VENUES

Since the Kohl Center opened in 1998, Wisconsin has been nearly unbeatable on its home floor. In fact, among active venues, the Kohl Center is among the toughest for road teams to come in and steal a win.

Team	Record	Pct.
1. Gonzaga (McCarthy Center) . . . . .	209-15	.933
2. Kentucky (Rupp Arena) . . . . .	603-70	.896
3. Oregon (Matthew Knight Arena) . . . . .	149-20	.882
4. Kansas (Allen Fieldhouse) . . . . .	794-114	.874
Michigan State (Breslin Center) . . . . .	418-60	.874
6. Belmont (Curb Events Center) . . . . .	190-29	.868
7. Xavier (Cintas Center) . . . . .	266-43	.861
8. UCLA (Pauley Pavilion) . . . . .	756-125	.858
9. Louisville (KFC Yum! Center) . . . . .	155-26	.856
<b>10. Wisconsin (Kohl Center) . . . . .</b>	<b>304-52</b>	<b>.854</b>

(games through Jan. 11, 2020)

## STREAKING

Of the 9 longest home streaks in school history, 5 have come in the last 17 seasons, including a record 38-game home win streak from 2002 to 2005.

No.	Began	Ended
<b>38</b>	<b>12/7/2002 (UNLV)</b>	<b>1/25/2005 (ILL)</b>
33	3/8/1911 (NW)	1/23/1915 (Chic.)
<b>28</b>	<b>2/8/2006 (IND)</b>	<b>12/8/2007 (Marq.)</b>
24	1/14/1929 (IND)	2/14/1931 (MIN)
<b>23</b>	<b>2/13/2010 (IND)</b>	<b>12/3/2011 (Marq.)</b>
<b>19</b>	<b>1/17/2016 (MSU)</b>	<b>2/12/2017 (NW)</b>
18	2/27/1909 (PUR)	3/1/1911 (MIN)
18	2/19/1915 (PUR)	1/26/1917 (Chic.)
<b>18</b>	<b>2/5/2009 (ILL)</b>	<b>2/9/2010 (ILL)</b>

- Since the 2001-02 season when **Greg Gard** first joined staff, Wisconsin has compiled a 273-39 (.875) record at the Kohl Center.
- Over the last 15 seasons, UW is 137-26 (.840) in Big Ten home games, the best mark in the conference.
- Over the last 15 seasons, 203 of the Badgers' 273 home wins have come by at least 10 points (74.4 percent).
- Wisconsin has trailed at halftime in only 66 of 312 home games since 2001-02 season. UW has come back to win 40 of those 66 games (60.6 percent).
- In 2018-19, the Badgers led the Big Ten and ranked 5th nationally in attendance, selling out nearly every game (17,170 per game). UW has led the Big Ten in attendance 13 of the last 17 seasons and finished among the nation's top 7 in each of the last 19 years.
- This season, UW sold out its AreaRED student section for the 7th straight season. With a capacity of 2,100, AreaRED is the 3rd-largest student section in the Big Ten.

## BIG KOHL CENTER WINS

Most memorable home wins since opening in 1998:

**Jan. 17, 1998 - UW 56, Northwestern 33**  
First-ever game in the Kohl Center

**Dec. 1, 2001 - UW 70, UW-Green Bay 57**  
Bo Ryan's first victory at the Kohl Center

**Dec. 22, 2001 - UW 86, #14 MU 63**  
Kirk Penney scores 33 points in UW's first win over a ranked team under Bo Ryan

**Jan. 5, 2002 - UW 72, #7 Illinois 66**  
Ryan's first win over a top-10 team at UW

**Feb. 27, 2002 - UW 74, Michigan 54**  
UW clinches share of first Big Ten title since '47

**Dec. 7, 2002 - UW 91, UNLV 74**  
UW begins school-record 38-game home win streak - Alando Tucker 24 points, 18 rebounds

**March 5, 2003 - UW 60, #14 Illinois 59**  
Devin Harris makes 1-of-2 FTs with 0.4 seconds left to clinch outright Big Ten title

**Dec. 23, 2004 - UW 85, UNC Green. 53**  
UW wins school-record 34th-straight home game

**Jan. 16, 2005 - UW 62, #15 Mich. St. 59**  
Wisconsin overcomes 8-point deficit with 1:58 remaining to win its 38th-straight home game

**Feb. 9, 2005 - UW 72, Iowa 69**  
UW overcomes a 13-point deficit with 12:27 remaining in the game

**March 1, 2005 - UW 62, Indiana 60**  
Alando Tucker scores putback as time expires

**Feb. 15, 2006 - UW 78, #12 Ohio St. 73**  
UW overcomes a nine-point halftime deficit to beat No. 12 Ohio State

**Dec. 16, 2006 - UW 89, #2 Pitt 75**  
Alando Tucker and Brian Butch combine for 59 pts

**Jan. 9, 2007 - UW 72, #5 Ohio St. 69**  
Badgers win the first matchup in school history of top-five teams

**March 3, 2007 - UW 52, Michigan St. 50**  
Kammron Taylor wins it on 3fG with 3.9 seconds left

**Dec. 2, 2009 - UW 73, #6 Duke 69**  
Trevon Hughes scores 26 as UW's win clinches Big Ten's first Big Ten/ACC title

**Jan. 9, 2010 - UW 73, #4 Purdue 66**  
Jordan Taylor (23) and Jason Bohannon (20) help end Purdue's undefeated season

**Feb. 2, 2010 - UW 67, #5 Michigan State 49**  
Badgers end MSU's 9-0 Big Ten start

**Feb. 12, 2011 - UW 71, #1 Ohio State 67**  
Stopped OSU's 24-0 start and UW's first win over AP No. 1 since 1962

**Feb. 9, 2013 - UW 65, #2 Michigan 62 (OT)**  
Ben Brust's half-court buzzer-beater sends game to overtime where UW wins

**Nov. 19, 2013 - UW 103, North Dakota 85**  
UW's first 100-point game since '95, Frank Kaminsky scores UW record 43 points

**Feb. 9, 2014 - UW 60, #8 Michigan State 58**  
Treavon Jackson hits game-winning jumper with 2.1 seconds left in Bo Ryan's 150th Big Ten win

**March 1, 2015 - #6 UW 68, Michigan State 61**  
UW claims 18th Big Ten championship and the 4th under Bo Ryan as Frank Kaminsky scores 31

**Dec. 23, 2015 - UW 84, Green Bay 79**  
Greg Gard's first win as interim head coach

**Jan. 17, 2016 - UW 77, #4 Michigan State 76**  
Gard's first ranked win, Koenig/Hayes total 52 pts

**Feb. 15, 2018 - UW 57, #6 Purdue 53**  
Ethan Happ tallies 21 pts and 12 reb as Badgers raise Frank Kaminsky's No. 44 into rafters

**Jan. 19, 2019 - UW 64, #2 Michigan 54**  
UW knocks off 17-0 Michigan behind 26 points, 10 rebounds and 7 assists from Ethan Happ

**Feb. 1, 2020 - UW 64, #14 Michigan State 63**  
UW wins first game over MSU since 2016

0 | D'MITRIK TRICE

R-Junior | Guard | 6-0 | 184  
Huber Heights, Ohio | IMG Academy (Fla.)



Twitter: @DMitrikTrice22 | Instagram: dmitrik\_trice0

INDIVIDUAL BENCHMARKS		
	SEASON	CAREER
GP/GS	27/27	108/73
10+ POINTS:	12	41
20+ POINTS:	2	6
30+ POINTS:	1	1
3+ 3-PTERS MADE:	7	24
3+ ASSISTS:	20	53
LED UW IN PTS:	4	10
LED UW IN AST:	18	39

GET TO KNOW D'MITRIK

Trice has had a big impact at Wisconsin since stepping onto campus in 2016. With 108 games and 73 starts, Trice is among the most experienced Badgers on the roster. Now in his redshirt junior season, Trice has developed into a leading scorer. The Huber Heights, Ohio native started all 34 games in 2018-19, earning All-Big Ten honorable mention after averaging 11.6 points per game, 39% 3FG shooting and 2.8 assists per game.

■ Needs just 44 points to reach 1,000 in his career.

- HONOR
- 2019 All-Big Ten Honorable Mention
  - 1x Big Ten Player of the Week (12/23/19)
  - 2x Academic All-Big Ten (2018, '19)

- CAREER
- Currently tied for 5th in UW history with a career 2.03 assist-to-turnover ratio (288 assists, 142 TOs).
  - Currently ranks 11th in school history with 174 career 3-point field goals.
  - In 2016-17, his .418 3FG% ranks 2nd-highest ever by a UW freshman.
  - Became just the 5th true freshman to start a game at Wisconsin since 2000 (joining Devin Harris, Alando Tucker, Josh Gasser & Sam Dekker).

- TOP SEASON PERFORMANCES
- **vs. Rutgers (2/23/20):** Tallied a career-high 9 assists, while adding 8 points and 2 rebounds.
  - **vs. Nebraska (1/21/20):** First UW guard to post at least 10 pts, 10 reb and 5 ast in a game since 2011.
  - **vs. Indiana (12/21/19):** Scored a career-high 31 points, while adding 5 rebounds and 3 assists.
  - **vs. Green Bay (11/21/19):** Finished the game with 11 points, 8 rebounds and 7 assists.

SEASON HIGHS			CAREER HIGHS		
POINTS:	31 vs. Milwaukee (12/21/19)		POINTS:	31 vs. Milwaukee (12/21/19)	
FIELD GOALS:	11 vs. Milwaukee (12/21/19)		FIELD GOALS:	11 vs. Milwaukee (12/21/19)	
FG ATTEMPTS:	14 (2x) MR at Tennessee (12/28/19)		FG ATTEMPTS:	20 vs. Stanford (11/21/18)	
3-POINT FGS:	5 (2x) MR at Nebraska (2/15/20)		3-POINT FGS:	7 vs. Oklahoma (11/22/18)	
3-POINT FGAS:	9 at Minnesota (2/5/20)		3-POINT FGAS:	10 vs. Oregon (3/22/19)	
FREE THROWS:	6 vs. Michigan State (2/1/20)		FREE THROWS:	6 (3x) MR vs. Mich. State (2/1/20)	
FT ATTEMPTS:	9 vs. Michigan State (2/1/20)		FT ATTEMPTS:	9 (2x) MR vs. Mich. State (2/1/20)	
REBOUNDS:	10 vs. Nebraska (1/21/20)		REBOUNDS:	10 vs. Nebraska (1/21/20)	
ASSISTS:	9 vs. Rutgers (2/23/20)		ASSISTS:	9 vs. Rutgers (2/23/20)	
BLOCKS:	1 (2x) MR at Purdue (1/24/20)		BLOCKS:	1 (7x) MR at Purdue (1/24/20)	
STEALS:	3 (3x) MR vs. Nebraska (1/21/20)		STEALS:	3 (7x) MR vs. Nebraska (1/21/20)	
MINUTES:	39 (2x) MR vs. Mich. State (2/1/20)		MINUTES:	41 at Marquette (12/8/18)	

GAME-BY-GAME STATISTICS

Opponent	Date	gs	min	Total		3-Pointers		Free throws		Rebounds				pf	a	t/o	blk	stl	pts	avg	
				fg-fga	pct	3fg-fga	pct	ft-fa	pct	off	def	tot	avg								
vs Saint Mary's (CA)	11/05/19	*	39	3-7	.429	2-4	.500	2-2	1.000	0	3	3	3.0	2	3	3	0	0	10	10.0	
EASTERN ILL.	11/08/19	*	27	2-6	.333	0-1	.000	0-0	.000	1	3	4	3.5	1	1	2	0	1	4	7.0	
MCNEESE	11/13/19	*	27	3-9	.333	2-7	.286	0-0	.000	0	3	3	3.3	0	3	1	0	1	8	7.3	
MARQUETTE	11/17/19	*	33	4-9	.444	2-5	.400	0-0	.000	0	2	2	3.0	1	2	1	0	3	10	8.0	
GREEN BAY	11/21/19	*	32	3-7	.429	3-5	.600	2-2	1.000	0	8	8	4.0	0	7	1	0	0	11	8.6	
vs Richmond	11/25/19	*	36	2-10	.200	1-6	.167	0-0	.000	0	7	7	4.5	0	5	1	0	1	5	8.0	
vs New Mexico	11/26/19	*	32	4-12	.333	1-7	.143	2-2	1.000	0	7	7	4.9	1	1	0	0	1	11	8.4	
at NC State	12/04/19	*	36	3-9	.333	2-8	.250	0-0	.000	1	3	4	4.8	1	4	1	0	1	8	8.4	
INDIANA	12/07/19	*	30	2-7	.286	0-3	.000	4-4	1.000	1	4	5	4.8	2	4	2	0	0	8	8.3	
at Rutgers	12/11/19	*	23	1-2	.500	0-1	.000	0-1	.000	0	3	3	4.6	1	1	3	0	2	2	7.7	
MILWAUKEE	12/21/19	*	32	11-14	.786	5-6	.833	4-6	.667	1	4	5	4.6	2	3	2	0	1	31	9.8	
at Tennessee	12/28/19	*	30	6-14	.429	4-8	.500	5-6	.833	0	3	3	4.5	0	3	3	0	1	21	10.8	
RIDER	12/31/19	*	30	3-9	.333	3-7	.429	0-0	.000	0	3	3	4.4	0	7	3	1	3	9	10.6	
at Ohio St.	01/03/20	*	31	2-10	.200	0-4	.000	2-2	1.000	0	3	3	4.3	3	2	1	0	0	6	10.3	
ILLINOIS	01/08/20	*	33	2-10	.200	0-1	.000	3-4	.750	0	3	3	4.2	3	4	1	0	0	7	10.1	
at Penn St.	01/11/20	*	13	0-2	.000	0-1	.000	0-0	.000	0	0	0	3.9	0	1	1	0	0	0	9.4	
MARYLAND	01/14/20	*	26	0-5	.000	0-3	.000	0-0	.000	0	2	2	3.8	2	4	1	0	0	0	8.9	
at Michigan St.	01/17/20	*	26	4-9	.444	1-4	.250	0-0	.000	0	5	5	3.9	2	4	1	0	1	9	8.9	
NEBRASKA	01/21/20	*	36	4-6	.667	3-4	.750	0-0	.000	1	9	10	4.2	0	7	3	0	3	11	9.0	
at Purdue	01/24/20	*	29	4-6	.667	2-3	.667	1-2	.500	0	1	1	4.1	0	2	4	1	0	11	9.1	
at Iowa	01/27/20	*	37	5-10	.500	3-6	.500	3-4	.750	1	8	9	4.3	4	6	1	0	1	16	9.4	
MICHIGAN ST.	02/01/20	*	39	3-12	.250	2-7	.286	6-9	.667	0	6	6	4.4	1	5	1	0	1	14	9.6	
at Minnesota	02/05/20	*	36	4-13	.308	2-9	.222	0-0	.000	0	5	5	4.4	1	6	2	0	0	10	9.7	
OHIO ST.	02/09/20	*	32	3-8	.375	2-6	.333	0-0	.000	1	2	3	4.3	1	8	3	0	1	8	9.6	
at Nebraska	02/15/20	*	36	5-10	.500	5-6	.833	0-0	.000	0	3	3	4.3	2	5	0	0	0	15	9.8	
PURDUE	02/18/20	*	33	3-11	.273	2-7	.286	0-0	.000	0	1	1	4.2	0	5	3	0	0	8	9.7	
RUTGERS	02/23/20	*	34	2-4	.500	1-1	1.000	3-4	.750	0	2	2	4.1	2	9	2	0	0	8	9.7	
Totals			27	848	88-231	.381	48-130	.369	37-48	.771	7	103	110	4.1	32	112	47	2	22	261	9.7

Games played: 27  
Minutes/game: 31.4  
Points/game: 9.7  
FG Pct: 38.1  
3FG Pct: 36.9  
FT Pct: 77.1

Rebounds/game: 4.1  
Assists/game: 4.1  
Turnovers/game: 1.7  
Assist/turnover ratio: 2.4  
Steals/game: 0.8  
Blocks/game: 0.1

CAREER STATISTICS																				
Season	gp-gs	min/avg	Total		3-Point		F-Throws		Rebounds				pf	fo	ast	to	blk	stl	Scoring	
			fg-fga	pct	fg-fga	pct	ft-fa	pct	off	def	tot	avg							pts	avg
2016-17	37-2	677/18.3	70-184	.380	38-91	.418	30-38	.789	7	62	69	1.9	51	0	63	37	3	20	208	5.6
2017-18	10-10	315/31.5	35-92	.380	12-40	.300	12-17	.706	2	18	20	2.0	13	0	23	13	1	6	94	9.4
2018-19	34-34	1107/32.6	133-346	.384	76-195	.390	51-68	.750	6	88	94	2.8	65	1	90	45	1	30	393	11.6
2019-20	27-27	848/31.4	88-231	.381	48-130	.369	37-48	.771	7	103	110	4.1	32	0	112	47	2	22	261	9.7
TOTAL	108-73	2947/27.3	326-853	.382	174-456	.382	130-171	.760	22	271	293	2.7	161	1	288	142	7	78	956	8.9



1 |

BREVIN PRITZL

Graduate Student | Guard | 6-3 | 204 | De Pere, Wis.  
De Pere High School



Twitter: @LiIB\_Pritzl | Instagram: liib\_pritz1

INDIVIDUAL BENCHMARKS

	SEASON	CAREER
GP/GS	27/3	118/25
10+ POINTS:	10	30
3+ 3-PTERS MADE:	5	17
2+ STEALS:	3	12
LED UW IN PTS:	2	8
LED UW IN REB:	2	6

GET TO KNOW BREVIN

The Badgers' lone senior this season, Pritzl brings both leadership and scoring ability to the Badgers in 2019-20. The lethal veteran shooter is back as a graduate student at UW-Madison after leading the Big Ten in 3-point FG percentage during conference play last season (53.5%). The all-time leading scorer in De Pere High School history, Pritzl brings relentless energy and effort on defense while also finding teammates in scoring situations. Pritzl appeared in every game last season, shooting a team-high 41% from 3-point range and scoring in double figures four times as one of UW's featured players off the bench.

HONORS

- 2x; Academic All-Big Ten (2017, '19)

TOP SEASON PERFORMANCES

- at Tennessee (12/28/19): Contributed 17 points (4 3FGs) off the bench, as well as 3 reb and 3 stl.
- vs. Marquette (11/17/19): Scored 15 pts with a career-high 13 reb in UW's in-state rivalry win.
- vs. McNeese St. (11/13/19): Scored 13 pts and added 3 reb in his lone start this season.
- vs. Michigan State (2/1/20): Scored 10 points and grabbed a team-high seven rebounds in UW's upset victory over the No. 14 Spartans.

SEASON HIGHS

- POINTS: 19 vs. Ohio State (2/9/20)  
FIELD GOALS: 7 vs. Ohio State (2/9/20)  
FG ATTEMPTS: 13 vs. Ohio State (2/9/20)  
3-POINT FGS: 5 vs. Ohio State (2/9/20)  
3-POINT FGAS: 8 (2x) MR vs. Nebraska (1/21/20)  
FREE THROWS: 8 vs. Purdue (2/18/20)  
FT ATTEMPTS: 8 vs. Purdue (2/18/20)  
REBOUNDS: 13 vs. Marquette (11/17/19)  
ASSISTS: 2 (6x) MR vs. Ohio State (2/9/20)  
BLOCKS: 1 (4x) MR at Nebraska (2/15/20)  
STEALS: 3 at Tennessee (12/28/19)  
MINUTES: 39 vs. Michigan State (2/1/20)

CAREER HIGHS

- POINTS: 20 vs. Minnesota (2/19/18)  
FIELD GOALS: 7 vs. Ohio State (2/9/20)  
FG ATTEMPTS: 13 (2x) MR vs. Ohio State (2/9/20)  
3-POINT FGS: 6 vs. Minnesota (2/19/18)  
3-POINT FGAS: 9 (3x) MR vs. Minnesota (2/19/18)  
FREE THROWS: 8 vs. Purdue (2/18/20)  
FT ATTEMPTS: 8 vs. Purdue (2/18/20)  
REBOUNDS: 13 vs. Marquette (11/17/19)  
ASSISTS: 4 vs. Green Bay (12/23/17)  
BLOCKS: 1 (13x) MR at Nebraska (2/15/20)  
STEALS: 3 (7x) MR at Tennessee (12/28/19)  
MINUTES: 39 (3x) MR vs. Michigan State (2/1/20)

GAME-BY-GAME STATISTICS

Opponent	Date	gs	min	Total		3-Pointers		Free throws		Rebounds				pf	a	t/o	blk	stl	pts	avg
				fg-fga	pct	3fg-fga	pct	ft-fia	pct	off	def	tot	avg							
vs Saint Mary's (CA)	11/05/19	22	0-0	.000	0-0	.000	0-0	.000	1	2	3	3.0	0	1	0	0	0	0	0	0.0
EASTERN ILL.	11/08/19	26	3-9	.333	1-6	.167	2-2	1.000	2	5	7	5.0	3	0	2	1	0	0	9	4.5
MCNEESE	11/13/19	21	4-9	.444	2-6	.333	3-4	.750	2	1	3	4.3	2	2	0	1	0	0	13	7.3
MARQUETTE	11/17/19	26	4-6	.667	3-4	.750	4-4	1.000	6	7	13	6.5	2	0	2	0	0	0	15	9.3
GREEN BAY	11/21/19	32	4-9	.444	2-4	.500	0-0	.000	1	4	5	6.2	3	2	0	0	0	0	10	9.4
vs Richmond	11/25/19	26	2-5	.400	1-3	.333	0-0	.000	0	5	5	6.0	3	0	2	0	0	0	5	8.7
vs New Mexico	11/26/19	22	2-7	.286	1-6	.167	1-2	.500	1	1	2	5.4	2	1	0	0	0	1	6	8.3
at NC State	12/04/19	22	0-2	.000	0-2	.000	0-0	.000	1	3	4	5.3	0	0	0	0	0	1	0	7.3
INDIANA	12/07/19	22	3-6	.500	2-5	.400	1-2	.500	0	1	1	4.8	2	2	0	0	0	0	9	7.4
at Rutgers	12/11/19	26	2-5	.400	2-5	.400	0-0	.000	0	1	1	4.4	1	0	1	0	0	0	6	7.3
MILWAUKEE	12/21/19	17	1-4	.250	1-3	.333	0-0	.000	0	0	0	4.0	4	1	1	0	0	0	3	6.9
at Tennessee	12/28/19	28	6-10	.600	4-8	.500	1-1	1.000	0	3	3	3.9	1	1	1	0	0	3	17	7.8
RIDER	12/31/19	20	4-7	.571	3-5	.600	0-1	.000	0	1	1	3.7	1	1	2	1	0	0	11	8.0
at Ohio St.	01/03/20	29	3-8	.375	2-5	.400	1-2	.500	1	2	3	3.6	3	0	0	0	0	1	9	8.1
ILLINOIS	01/08/20	20	1-2	.500	1-2	.500	4-4	1.000	0	2	2	3.5	1	0	1	0	0	1	7	8.0
at Penn St.	01/11/20	19	1-5	.200	1-4	.250	0-0	.000	0	1	1	3.4	1	1	0	0	0	0	3	7.7
MARYLAND	01/14/20	24	1-2	.500	1-1	1.000	0-0	.000	0	3	3	3.4	0	2	0	0	0	1	3	7.4
at Michigan St.	01/17/20	23	1-5	.200	0-1	.000	0-0	.000	0	3	3	3.3	0	0	0	0	0	0	2	7.1
NEBRASKA	01/21/20	22	4-11	.364	4-8	.500	0-0	.000	0	3	3	3.3	0	0	2	0	0	0	12	7.4
at Purdue	01/24/20	28	2-5	.400	2-5	.400	2-2	1.000	0	2	2	3.3	1	0	0	1	0	0	8	7.4
at Iowa	01/27/20	32	3-8	.375	2-6	.333	0-0	.000	0	4	4	3.3	3	2	1	0	0	0	8	7.4
MICHIGAN ST.	02/01/20	39	4-11	.364	2-7	.286	0-0	.000	1	6	7	3.5	1	0	1	0	0	1	10	7.5
at Minnesota	02/05/20	27	0-7	.000	0-4	.000	0-0	.000	2	1	3	3.4	2	0	0	0	0	1	0	7.2
OHIO ST.	02/09/20	33	7-13	.538	5-6	.833	0-1	.000	0	5	5	3.5	0	2	0	0	0	2	19	7.7
at Nebraska	02/15/20	36	1-8	.125	0-6	.000	1-1	1.000	2	3	5	3.6	2	0	1	1	1	1	3	7.5
PURDUE	02/18/20	33	2-6	.333	1-5	.200	8-8	1.000	2	4	6	3.7	1	1	1	0	0	2	13	7.7
RUTGERS	02/23/20	36	7-10	.700	2-3	.667	1-1	1.000	0	4	4	3.7	1	1	1	0	0	0	17	8.1
Totals		4	711	72-180	.400	45-120	.375	29-35	.829	22	77	99	3.7	40	20	19	5	15	218	8.1

- Games played: 27  
Minutes/game: 26.3  
Points/game: 8.1  
FG Pct: 40.0  
3FG Pct: 37.5  
FT Pct: 82.9
- Rebounds/game: 3.7  
Assists/game: 0.7  
Turnovers/game: 0.7  
Assist/turnover ratio: 1.1  
Steals/game: 0.6  
Blocks/game: 0.2

CAREER STATISTICS

Season	gp-gs	min/avg	Total		3-Point		F-Throws		Rebounds				pf	fo	ast	to	blk	stl	Scoring	
			fg-fga	pct	fg-fga	pct	ft-fia	pct	off	def	tot	avg							pts	avg
2015-16	1-0	4/4.0	0-0	.000	0-0	.000	0-0	.000	0	0	0	0.0	0	0	0	1	0	0	0	0.0
2016-17	24-0	195/8.1	13-38	.342	5-21	.238	14-19	.737	14	12	26	1.1	18	0	2	5	0	7	45	1.9
2017-18	32-21	938/29.3	93-234	.397	53-149	.356	47-55	.855	30	92	122	3.8	56	1	33	17	7	26	286	8.9
2018-19	34-0	668/19.6	50-108	.463	32-78	.410	30-36	.833	15	68	83	2.4	36	0	17	10	3	10	162	4.8
2019-20	27-4	711/26.3	72-180	.400	45-120	.375	29-35	.829	22	77	99	3.7	40	0	20	19	5	15	218	8.1
TOTAL	118-25	2516/21.3	228-560	.407	135-368	.367	120-145	.828	81	249	330	2.8	150	1	72	52	15	58	711	6.0

2 | ALEEM FORD

R-Junior | Forward | 6-8 | 217  
Lawrenceville, Ga. | Archer/IMG Academy



Twitter: @Aleemty2 | Instagram: Aleemty2

INDIVIDUAL BENCHMARKS

	SEASON	CAREER
GP/GS:	27/27	91/45
10+ POINTS:	11	20
3+ 3FGS:	3	10
LED UW IN PTS:	2	2
3+ REBOUNDS:	18	42
DOUBLE-DOUBLES:	--	0
2+ ASSISTS:	9	18

GET TO KNOW ALEEM

After missing the opening three games with a knee injury last season, Aleem Ford returned to the court – and form – as one of Wisconsin’s key contributors off the bench. The redshirt junior averaged over three points per game while averaging 13.8 minutes played, scoring in double figures three times. Ford provides a shooting threat from the outside, while also flashing the skillset to drive and slash to the basket. The Lawrenceville, Georgia native appears poised for a breakout season in his third campaign in Madison.

CAREER

- His .409 3FG% in 2017-18 ranked third-highest ever by a UW freshman
- His 45 3FGs as a freshman ranks fifth-highest in school history

TOP SEASON PERFORMANCES

- vs. McNeese St. (11/13/19): Tallied a season-high 16 pts with 2 rebs, a block and a steal.
- vs. Indiana (12/7/19): Scored 13 pts on 4-6 shooting from the floor including going 3-5 from three-point range.
- vs. Michigan State (2/1/20): Scored 13 points on 5-for-6 shooting, four rebounds and two steals in UW’s upset victory over the No. 14 Spartans.
- vs. Ohio State (2/9/20): Tallied a career-high 9 rebs and added 10 pts in UW’s victory over OSU.
- vs. Purdue (2/18/20): Scored a career-high 19 points, a team-high seven rebounds on 7-for-11 shooting from the field including a career-high five three-pointers in UW’s home victory over Purdue.

SEASON HIGHS

POINTS: 19 vs. Purdue (2/18/20)  
FIELD GOALS: 7 (2x) MR vs. Purdue (2/18/20)  
FG ATTEMPTS: 11 (3x) MR vs. Purdue (2/18/20)  
3-POINT FGS: 5 vs. Purdue (2/18/20)  
3-POINT FGAS: 8 vs. Purdue (2/18/20)  
FREE THROWS: 4 at Rutgers (12/11/19)  
FT ATTEMPTS: 4 (5x) MR at Rutgers (12/11/19)  
REBOUNDS: 10 at Nebraska (2/15/20)  
ASSISTS: 3 (2x) MR vs. Ohio State (2/9/20)  
BLOCKS: 3 vs. Indiana (12/7/19)  
STEALS: 2 (2x) MR vs. Mich. State (2/1/20)  
MINUTES: 34 (3x) MR vs. Rutgers (2/23/20)

CAREER HIGHS

POINTS: 19 vs. Purdue (2/18/20)  
FIELD GOALS: 7 (2x) MR vs. Purdue (2/18/20)  
FG ATTEMPTS: 11 (3x) MR vs. Purdue (2/18/20)  
3-POINT FGS: 5 vs. Purdue (2/18/20)  
3-POINT FGAS: 8 (2x) MR vs. Purdue (2/18/20)  
FREE THROWS: 4 (3x) MR at Rutgers (12/11/19)  
FT ATTEMPTS: 4 (7x) MR at Rutgers (12/11/19)  
REBOUNDS: 10 at Nebraska (2/15/20)  
ASSISTS: 5 vs. Milwaukee (11/24/17)  
BLOCKS: 3 vs. Indiana (12/7/19)  
STEALS: 2 (4x) MR vs. Mich. State (2/1/20)  
MINUTES: 38 at Maryland (2/4/18)

GAME-BY-GAME STATISTICS

Opponent	Date	gs	min	Total		3-Pointers		Free throws		Rebounds				pf	a	t/o	blk	stl	pts	avg	
				fg-fga	pct	3fg-fga	pct	ft-fia	pct	off	def	tot	avg								
vs Saint Mary's (CA)	11/05/19	*	34	3-9	.333	1-6	.167	0-0	.000	2	3	5	5.0	3	2	3	0	1	7	7.0	
EASTERN ILL.	11/08/19	*	17	4-10	.400	1-5	.200	2-3	.667	0	4	4	4.5	5	0	1	0	1	11	9.0	
MCNEESE	11/13/19	*	26	7-11	.636	2-4	.500	0-0	.000	1	1	2	3.7	3	1	0	1	1	16	11.3	
MARQUETTE	11/17/19	*	27	4-10	.400	1-4	.250	3-4	.750	1	6	7	4.5	3	1	2	2	0	12	11.5	
GREEN BAY	11/21/19	*	28	5-11	.455	2-5	.400	0-0	.000	2	3	5	4.6	2	2	2	0	0	12	11.6	
vs Richmond	11/25/19	*	27	0-5	.000	0-3	.000	3-4	.750	0	4	4	4.5	0	1	1	0	0	3	10.2	
vs New Mexico	11/26/19	*	29	2-7	.286	0-3	.000	3-4	.750	5	1	6	4.7	2	2	4	0	1	7	9.7	
at NC State	12/04/19	*	28	5-10	.500	1-3	.333	2-4	.500	4	3	7	5.0	2	0	2	1	1	13	10.1	
INDIANA	12/07/19	*	26	4-6	.667	3-5	.600	2-2	1.000	1	4	5	5.0	4	1	0	3	0	13	10.4	
at Rutgers	12/11/19	*	22	2-5	.400	1-3	.333	4-4	1.000	0	1	1	4.6	0	1	2	1	1	9	10.3	
MILWAUKEE	12/21/19	*	22	2-3	.667	2-2	1.000	1-2	.500	0	4	4	4.5	0	2	0	0	2	7	10.0	
at Tennessee	12/28/19	*	19	2-7	.286	0-3	.000	1-2	.500	1	2	3	4.4	5	3	0	0	0	5	9.6	
RIDER	12/31/19	*	21	5-9	.556	4-6	.667	0-0	.000	1	4	5	4.5	2	2	2	0	1	14	9.9	
at Ohio St.	01/03/20	*	17	2-4	.500	1-3	.333	0-0	.000	0	1	1	4.2	1	1	0	0	0	5	9.6	
ILLINOIS	01/08/20	*	23	2-7	.286	0-3	.000	0-0	.000	1	1	2	4.1	0	1	0	0	0	4	9.2	
at Penn St.	01/11/20	*	22	1-3	.333	0-1	.000	0-0	.000	0	2	2	3.9	4	0	0	0	0	2	8.8	
MARYLAND	01/14/20	*	17	0-3	.000	0-3	.000	0-0	.000	0	1	1	3.8	0	1	0	1	0	0	8.2	
at Michigan St.	01/17/20	*	6	0-1	.000	0-1	.000	0-0	.000	1	1	2	3.7	1	1	0	1	0	0	7.8	
NEBRASKA	01/21/20	*	22	3-7	.429	2-4	.500	0-0	.000	2	2	4	3.7	1	2	0	0	1	8	7.8	
at Purdue	01/24/20	*	21	3-5	.600	0-2	.000	0-0	.000	0	1	1	3.6	0	0	0	0	1	6	7.7	
at Iowa	01/27/20	*	19	2-8	.250	1-3	.333	1-2	.500	1	1	2	3.5	3	0	1	0	0	6	7.6	
MICHIGAN ST.	02/01/20	*	34	5-6	.833	2-2	1.000	1-1	1.000	0	4	4	3.5	2	0	2	0	2	13	7.9	
at Minnesota	02/05/20	*	25	4-9	.444	2-5	.400	1-2	.500	1	3	4	3.5	1	0	2	0	0	11	8.0	
OHIO ST.	02/09/20	*	32	3-8	.375	2-6	.333	2-2	1.000	4	5	9	3.8	3	3	1	0	0	10	8.1	
at Nebraska	02/15/20	*	27	1-5	.200	1-3	.333	0-1	.000	1	9	10	4.0	3	2	1	0	1	3	7.9	
PURDUE	02/18/20	*	34	7-11	.636	5-8	.625	0-0	.000	3	4	7	4.1	1	1	1	0	0	19	8.3	
RUTGERS	02/23/20	*	34	1-6	.167	0-4	.000	0-0	.000	0	4	4	4.1	2	1	2	1	1	2	8.1	
Totals			27	659	79-186	.425	34-100	.340	26-37	.703	32	79	111	4.1	53	31	29	11	15	218	8.1

Games played: 27	Rebounds/game: 4.1
Minutes/game: 24.4	Assists/game: 1.1
Points/game: 8.1	Turnovers/game: 1.1
FG Pct: 42.5	Assist/turnover ratio: 1.1
3FG Pct: 34.0	Steals/game: 0.6
FT Pct: 70.3	Blocks/game: 0.4

CAREER STATISTICS

Season	gp-gs	min/avg	Total		3-Point		F-Throws		Rebounds				Scoring							
			fg-fga	pct	fg-fga	pct	ft-fita	pct	off	def	tot	avg	pf	fo	ast	to	blk	stl	pts	avg
2017-18	33-20	805/24.4	60-150	.400	45-110	.409	27-33	.818	20	71	91	2.8	64	1	30	25	6	11	192	5.8
2018-19	31-0	429/13.8	35-103	.340	23-80	.288	4-4	1.000	11	48	59	1.9	44	0	11	16	4	8	97	3.1
2019-20	27-27	659/24.4	79-186	.425	34-100	.340	26-37	.703	32	79	111	4.1	53	2	31	29	11	15	218	8.1
TOTAL	91-47	1893/20.8	174-439	.396	102-290	.352	57-74	.770	63	198	261	2.9	161	3	72	70	21	34	507	5.6

11 | MICAH POTTER

R-Junior | Forward | 6-10 | 248  
Mentor, Ohio | Montverde Academy



Twitter: @BigJam\_23 | Instagram: bigjam\_23

INDIVIDUAL BENCHMARKS

	SEASON	CAREER
GP/GS:	17/2	76/18
20+ POINTS:	8	13
20+ POINTS:	1	1
5+ REBOUNDS:	11	23
10+ REBOUNDS:	2	3
DOUBLE-DOUBLES:	2	3
2+ BLOCKS:	4	8
LED TEAM IN PTS:	3	3
LED TEAM IN REB:	6	9

GET TO KNOW MICAH

Junior transfer Micah Potter made his debut for Wisconsin this December in a 83-64 win over Milwaukee (12/21). Potter finished with 12 points, 5 rebounds and 1 block in just 13 minutes off the bench, flashing the potential of what he could bring to the Badgers. It had been 644 days since Potter had last played a game at Ohio State, where he appeared in 59 games (16 starts) and averaged 4.1 points, 2.4 rebounds and 10.1 minutes per game in 2017-18. Stretching the floor with his inside-outside game, while also providing a physical, defensive presence in the paint, Potter brings a defensive boost and valuable minutes to UW's rotation.

HONORS

- 2018 Academic All-Big Ten

TOP SEASON PERFORMANCES

- **at #20 Penn State (1/11/20):** Scored a career-high 24 points (9-14 FGs), including 18 in the first half. Recorded his first double-double as a Badger, also posting a career-best 13 rebounds. He knocked down a career-high four 3-pointers (4-6 3FG).
- **vs. #17 Maryland (1/14/20):** Finished with 14 points on efficient 6-for-7 FG shooting (2-3 3FG), plus 3 rebounds and 1 steal in 13 minutes off the bench.
- **at Minnesota (2/5/20):** Recorded his second double-double of the season and the third of his career, finishing with 11 points and a career high 15 rebounds, including 8 pts and 10 reb in the second half alone.
- **vs. Rutgers (2/23/20):** Tied a career-high four three-pointers made for 17 points and added a team-high 9 rebounds in UW's eight-point victory over RU.

SEASON HIGHS

POINTS:	24 at Penn State (1/11/20)
FIELD GOALS:	9 at Penn State (1/11/20)
FG ATTEMPTS:	14 at Penn State (1/11/20)
3-POINT FGS:	4 2X MR vs. Rutgers (2/23/20)
3-POINT FGAS:	6 at Penn State (1/11/20)
FREE THROWS:	8 vs. Illinois (1/8/20)
FT ATTEMPTS:	8 vs. Illinois (1/8/20)
REBOUNDS:	15 at Minnesota (2/5/20)
ASSISTS:	1 (6x) MR vs. Rutgers (2/23/20)
BLOCKS:	3 (2x) MR vs. Illinois (1/8/20)
STEALS:	1 (4x) MR vs. Ohio State (2/9/20)
MINUTES:	27 at Penn State (1/11/20)

CAREER HIGHS

POINTS:	24 at Penn State (1/11/20)
FIELD GOALS:	9 at Penn State (1/11/20)
FG ATTEMPTS:	14 at Penn State (1/11/20)
3-POINT FGS:	4 2X MR vs. Rutgers (2/23/20)
3-POINT FGAS:	6 at Penn State (1/11/20)
FREE THROWS:	8 vs. Illinois (1/8/20)
FT ATTEMPTS:	8 vs. Illinois (1/8/20)
REBOUNDS:	15 at Minnesota (2/5/20)
ASSISTS:	2 (3x) MR vs. Citadel (12/19/17)*
BLOCKS:	3 (2x) MR vs. Illinois (1/8/20)
STEALS:	3 (2x) MR vs. Citadel (12/19/17)*
MINUTES:	31 vs. Texas Southern (11/16/17)*

\*Recorded at Ohio State

GAME-BY-GAME STATISTICS

Opponent	Date	gs	min	Total		3-Pointers		Free throws		Rebounds			pf	a	t/o	blk	stl	pts	avg	
				fg-fga	pct	3fg-fga	pct	ft-fa	pct	off	def	tot								avg
MILWAUKEE	12/21/19	13	3-6	.500	0-1	.000	6-6	1.000	0	5	5	5.0	0	0	3	1	0	12	12.0	
at Tennessee	12/28/19	7	0-1	.000	0-0	.000	0-0	.000	0	2	2	3.5	4	0	1	0	0	0	6.0	
RIDER	12/31/19	19	2-6	.333	0-1	.000	0-0	.000	0	7	7	4.7	0	0	0	3	0	4	5.3	
at Ohio St.	01/03/20	11	2-4	.500	0-1	.000	0-0	.000	0	3	3	4.3	2	0	2	0	0	4	5.0	
ILLINOIS	01/08/20	15	2-6	.333	1-2	.500	8-8	1.000	3	6	9	5.2	0	0	1	3	1	13	6.6	
at Penn St.	01/11/20	28	9-14	.643	4-6	.667	2-2	1.000	3	10	13	6.5	1	0	2	1	0	24	9.5	
MARYLAND	01/14/20	13	6-7	.857	2-3	.667	0-1	.000	0	3	3	6.0	1	0	1	0	1	14	10.1	
at Michigan St.	01/17/20	20	2-7	.286	0-1	.000	0-0	.000	2	3	5	5.9	0	0	3	0	1	4	9.4	
NEBRASKA	01/21/20	13	3-3	1.000	2-2	1.000	1-2	.500	1	4	5	5.8	1	1	0	0	0	9	9.3	
at Purdue	01/24/20	14	5-7	.714	1-2	.500	0-0	.000	0	2	2	5.4	2	0	0	0	1	11	9.5	
at Iowa	01/27/20	15	3-7	.429	0-2	.000	1-1	1.000	3	3	6	5.5	4	1	1	2	1	7	9.3	
MICHIGAN ST.	02/01/20	22	2-5	.400	0-2	.000	2-2	1.000	2	2	4	5.3	0	1	2	1	0	6	9.0	
at Minnesota	02/05/20	20	4-11	.364	1-2	.500	2-2	1.000	5	10	15	6.1	2	1	0	1	0	11	9.2	
OHIO ST.	02/09/20	* 23	3-7	.429	1-3	.333	2-2	1.000	2	3	5	6.0	3	1	3	2	1	9	9.1	
at Nebraska	02/15/20	19	6-8	.750	0-1	.000	3-3	1.000	1	6	7	6.1	0	1	4	1	0	15	9.5	
PURDUE	02/18/20	* 17	0-3	.000	0-1	.000	0-0	.000	1	1	2	5.8	2	0	1	1	0	0	8.9	
RUTGERS	02/23/20	17	6-8	.750	4-5	.800	2-2	1.000	2	7	9	6.0	1	1	0	1	0	18	9.5	
Totals		2	286	58-110	.527	16-35	.457	29-31	.935	25	77	102	6.0	23	7	24	17	6	161	9.5

Games played: 17  
Minutes/game: 16.8  
Points/game: 9.5  
FG Pct: 52.7  
3FG Pct: 45.7  
FT Pct: 93.5

Rebounds/game: 6.0  
Assists/game: 0.4  
Turnovers/game: 1.4  
Assist/turnover ratio: 0.3  
Steals/game: 0.4  
Blocks/game: 1.0

CAREER STATISTICS

Overall (*at Ohio State)				3-Point				Rebounding				PF-FO	Ast	TO	Blk	Stl	Pts/Avg
Year	GP-GS	Min/Avg	FG-FGA	Pct	FG-FGA	Pct	FT-FTA	Pct	Off-Def	Tot	Avg						
2016-17*	30-12	422/14.1	43-99	.434	17-51	.333	21-35	.600	35-57	92	3.1	68-0	8	20	11	8	124/4.1
2017-18*	29-4	292/10.1	44-90	.489	6-20	.300	24-30	.800	31-40	71	2.4	39-0	10	12	11	5	118/4.1
2019-20	17-2	282/16.6	58-110	.527	16-35	.457	29-31	.935	25-77	102	6.0	23-0	7	24	17	6	161/9.5
Total	76-18	996/13.1	145-299	.485	39-106	.368	74-96	.771	91-174	265	3.5	130	25	56	39	19	403/5.3

Big Ten (*at Ohio State)				3-Point				Rebounding				PF-FO	Ast	TO	Blk	Stl	Pts/Avg
Year	GP-GS	Min/Avg	FG-FGA	Pct	FG-FGA	Pct	FT-FTA	Pct	Off-Def	Tot	Avg						
2016-17*	18-1	225/12.5	25-57	.439	9-31	.290	15-20	.750	18-27	45	2.5	43-0	5	9	8	2	74/4.1
2017-18*	16-0	152/9.5	25-51	.490	4-10	.400	14-17	.824	14-21	35	2.2	29-0	2	5	4	1	68/4.3
2019-20	14-2	244/17.4	53-97	.546	16-33	.485	23-25	.920	25-63	88	6.3	19-0	7	20	13	6	145/10.4
Total	48-3	621/12.9	103-205	.502	29-74	.392	52-62	.839	57-111	168	3.5	91	14	34	25	9	287/6.0



34

BRAD DAVISON

Junior | Guard | 6-3 | 206  
Maple Grove, Minn. | Maple Grove High School



Twitter: @braddavi34 | Instagram: braddavison

INDIVIDUAL BENCHMARKS		
	SEASON	CAREER
GP/GS:	26/26	93/89
10+ POINTS:	11	50
20+ POINTS:	2	7
30+ POINTS:	1	2
3+ ASSISTS:	7	29
3+ STEALS:	1	8
LED UW IN PTS:	4	18
LED UW IN AST:	3	17

**GET TO KNOW BRAD**

Entering his third season with the Badgers, Davison has grown as a team leader, not only vocally but also as in terms of production on the court. The Maple Grove, Minn. native has played in 93 career games, with a team-high 89 starts. Last season, Davison started all 34 games and finished third on the team in scoring (10.5 ppg), while also averaging 3.3 rebounds and 1.1 steals per game. A 2019 Academic All-Big Ten student, Davison is a natural leader, fierce competitor and electrifying scorer who will be one of the Badgers catalysts during the 2019-20 season.

- HONORS**
- 2019 Academic All-Big Ten
  - 2018 Big Ten All-Freshman Team
  - 2x Big Ten Freshman of the Week

- CAREER**
- Set UW freshman records for Free Throw % (.818) and 3FGs (60)
  - Just the fourth Badger over the last 20 years to average double-figure scoring in his freshman season, joining Ethan Happ (2016), Alando Tucker (2003) and Devin Harris (2002)
  - Became 43rd Badger in UW history to earn 1,000 or more career points on Feb. 23 against Rutgers.

- TOP SEASON PERFORMANCES**
- **at Nebraska (2/15/20):** Scored a season-high 30 points on 8-for-11 shooting from three-point territory in Wisconsin's dominant road win at UNL.
  - **vs. #17 Maryland (1/14/20):** Hit a game-winning 3 with 11 seconds left after getting a steal to clinch UW's upset. Finished with 14 pts, 3 reb and 1 stl.
  - **vs. McNeese St. (11/13/19):** Tallied 24 points, 3 rebounds and 2 assists.

SEASON HIGHS			CAREER HIGHS		
POINTS:	30 at Nebraska (2/15/20)		POINTS:	30 (2x) MR at Nebraska (2/15/20)	
FIELD GOALS:	11 at Nebraska (2/15/20)		FIELD GOALS:	11 at Nebraska (2/15/20)	
FG ATTEMPTS:	17 at Nebraska (2/15/20)		FG ATTEMPTS:	19 vs. Michigan State (2/25/18)	
3-POINT FGS:	8 at Nebraska (2/15/20)		3-POINT FGS:	8 at Nebraska (2/15/20)	
3-POINT FGAS:	11 at Nebraska (2/15/20)		3-POINT FGAS:	11 at Nebraska (2/15/20)	
FREE THROWS:	7 vs. McNeese State (11/13/19)		FREE THROWS:	11 vs. Marquette (12/9/17)	
FT ATTEMPTS:	8 vs. Rutgers (2/23/20)		FT ATTEMPTS:	16 vs. Marquette (12/9/17)	
REBOUNDS:	13 at Penn State (1/11/20)		REBOUNDS:	13 at Penn State (1/11/20)	
ASSISTS:	5 vs. Milwaukee (12/21/19)		ASSISTS:	6 (2x) MR at Northwestern (2/22/18)	
BLOCKS:	--		BLOCKS:	1 at Purdue (1/16/18)	
STEALS:	4 vs. McNeese State (11/13/19)		STEALS:	4 (5x) MR vs. McNeese St (11/13/19)	
MINUTES:	37 vs. Saint Mary's (11/5/19)		MINUTES:	44 vs. Minnesota (2/19/18)	

GAME-BY-GAME STATISTICS

Opponent	Date	gs	min	Total		3-Pointers		Free throws		Rebounds				pf	a	t/o	blk	stl	pts	avg	
				fg-fga	pct	3fg-fga	pct	ft-fga	pct	off	def	tot	avg								
vs Saint Mary's (CA)	11/05/19	*	38	6-13	.462	1-4	.250	3-4	.750	1	3	4	4.0	4	0	1	0	0	16	16.0	
EASTERN ILL.	11/08/19	*	30	3-6	.500	0-2	.000	2-2	1.000	2	1	3	3.5	1	4	2	0	1	8	12.0	
MCNEESE	11/13/19	*	33	7-8	.875	3-4	.750	7-7	1.000	0	3	3	3.3	0	2	3	0	4	24	16.0	
MARQUETTE	11/17/19	*	34	6-13	.462	1-3	.333	2-2	1.000	0	3	3	3.3	3	2	0	0	1	15	15.8	
GREEN BAY	11/21/19	*	24	4-8	.500	3-6	.500	4-4	1.000	0	5	5	3.6	2	3	1	0	1	15	15.6	
vs Richmond	11/25/19	*	30	2-6	.333	1-4	.250	0-0	.000	1	4	5	3.8	3	0	4	0	2	5	13.8	
vs New Mexico	11/26/19	*	36	0-9	.000	0-6	.000	2-2	1.000	1	5	6	4.1	4	0	1	0	1	2	12.1	
at NC State	12/04/19	*	27	1-5	.200	1-4	.250	0-0	.000	1	2	3	4.0	0	2	0	0	0	3	11.0	
INDIANA	12/07/19	*	27	1-6	.167	0-1	.000	0-0	.000	0	4	4	4.0	0	2	0	0	1	2	10.0	
at Rutgers	12/11/19	*	30	3-7	.429	2-4	.500	1-2	.500	0	5	5	4.1	3	0	0	0	1	9	9.9	
MILWAUKEE	12/21/19	*	32	0-3	.000	0-2	.000	3-4	.750	0	4	4	4.1	3	5	0	0	1	3	9.3	
at Tennessee	12/28/19	*	30	3-6	.500	2-4	.500	0-0	.000	1	1	2	3.9	3	3	0	0	1	8	9.2	
RIDER	12/31/19	*	21	4-7	.571	3-5	.600	0-0	.000	0	6	6	4.1	3	4	0	0	0	11	9.3	
at Ohio St.	01/03/20	*	28	0-4	.000	0-2	.000	0-0	.000	0	5	5	4.1	2	1	1	0	1	0	8.6	
ILLINOIS	01/08/20	*	31	1-3	.333	1-2	.500	4-5	.800	1	2	3	4.1	4	0	0	0	0	7	8.5	
at Penn St.	01/11/20	*	35	3-12	.250	1-6	.167	4-5	.800	2	11	13	4.6	3	1	2	0	1	11	8.7	
MARYLAND	01/14/20	*	36	5-9	.556	2-5	.400	2-2	1.000	0	3	3	4.5	1	1	2	0	1	14	9.0	
at Michigan St.	01/17/20	*	30	2-8	.250	0-4	.000	5-5	1.000	1	3	4	4.5	3	4	1	0	0	9	9.0	
NEBRASKA	01/21/20	*	29	5-11	.455	4-9	.444	0-0	.000	0	6	6	4.6	4	1	0	0	1	14	9.3	
at Purdue	01/24/20	*	22	1-5	.200	0-3	.000	0-0	.000	2	2	4	4.6	3	0	1	0	0	2	8.9	
at Iowa	01/27/20	*	33	2-8	.250	2-7	.286	0-0	.000	1	4	5	4.6	5	1	2	0	0	6	8.8	
at Minnesota	02/05/20	*	24	0-3	.000	0-2	.000	4-4	1.000	0	2	2	4.5	2	2	1	0	0	4	8.5	
OHIO ST.	02/09/20	*	27	2-7	.286	0-4	.000	0-0	.000	0	0	0	4.3	1	1	0	0	0	4	8.3	
at Nebraska	02/15/20	*	34	11-17	.647	8-11	.727	0-0	.000	1	4	5	4.3	2	4	1	0	0	30	9.3	
PURDUE	02/18/20	*	34	3-7	.429	3-5	.600	4-4	1.000	1	2	3	4.2	3	1	0	0	1	13	9.4	
RUTGERS	02/23/20	*	34	3-7	.429	3-5	.600	6-8	.750	0	3	3	4.2	4	0	2	0	0	15	9.6	
Totals			26	789	78-198	.394	41-114	.360	53-60	.883	16	93	109	4.2	66	44	25	0	19	250	9.6

Games played: 26	Rebounds/game: 4.2
Minutes/game: 30.3	Assists/game: 1.7
Points/game: 9.6	Turnovers/game: 1.0
FG Pct: 39.4	Assist/turnover ratio: 1.8
3FG Pct: 36.0	Steals/game: 0.7
FT Pct: 88.3	

CAREER STATISTICS																					
Season	gp-gs	min/avg	Total		3-Point		F-Throws			Rebounds				pf	fo	ast	to	blk	stl	Scoring	
			fg-fga	pct	fg-fga	pct	ft-fga	pct	off	def	tot	avg	pts							avg	
2017-18	33-29	1028/31.2	124-306	.405	60-169	.355	90-110	.818	10	66	76	2.3	109	3	83	59	1	40	398	12.1	
2018-19	34-34	1096/32.2	115-299	.385	52-149	.349	76-94	.809	10	101	111	3.3	79	2	62	34	2	36	358	10.5	
2019-20	26-26	789/30.3	78-198	.394	41-114	.360	53-60	.883	16	93	109	4.2	66	1	44	25	0	19	250	9.6	
TOTAL	93-89	2913/31.3	317-803	.395	153-432	.354	219-264	.830	36	260	296	3.2	254	6	189	118	3	95	1006	10.8	

35

NATE REUVERS

Junior | Forward | 6-11 | 235

Lakeville, Minn. | Lakeville North High School



Twitter: @Reuvers35 | Instagram: reuvers35

INDIVIDUAL BENCHMARKS

	SEASON	CAREER
GP/GS:	27/27	89/76
10+ POINTS:	22	36
20+ POINTS:	3	4
5+ REBOUNDS:	13	25
10+ REBOUNDS:	1	2
DOUBLE-DOUBLES:	1	2
2+ BLOCKS:	16	39
LED UW IN PTS:	10	13
LED UW IN REB:	10	12

GET TO KNOW NATE

Reuvers looks to build off of a productive sophomore season during which the stretch forward averaged 7.0 points and 3.9 rebounds per game with 60 blocks. The Lakeville, Minnesota native started all 34 games last season. Possessing size and a perimeter shooting, Reuvers has worked to improve his strength and post game to become a well-rounded player and make a leap in his junior season. A 2019 Academic All-Big Ten student, Reuvers has an instinctive feel for the game and has become a skilled shot blocker.

HONORS

- Big Ten Player of the Week (11/11/19)
- 2019 Academic All-Big Ten
- 2018 Big Ten All-Freshman Team
- 2x Big Ten Freshman of the Week

CAREER

- Ranks 4th on UW's all-time blocks list with 140. Needs 5 more to pass Jared Berggren for 3rd place.
- Reuvers has tied UW's single-game record for blocks (9) 2x: Stanford (11/21/18), EIU (11/8/19).
- As a sophomore, Reuvers averaged 13.2 ppg in games where he posted double-figure shot attempts, a total of 6 games.

TOP SEASON PERFORMANCES

- **at #5 Ohio State (1/3/20):** Near double-double with team highs in pts (17), reb (13), including career highs in FTs (10) and FTAs (12).
- **vs. #20 Saint Mary's (11/5/19):** Scored a season-high 22 pts and added 6 reb and 4 blks.
- **vs. Eastern Illinois (11/8/19):** Nearly reached a triple-double with 14 pts, 14 reb and 9 blks.

SEASON HIGHS

POINTS: 22 (2x) MR vs. Milwaukee (12/21/19)  
FIELD GOALS: 8 (4x) MR vs. Milwaukee (12/21/19)  
FG ATTEMPTS: 18 (2x) MR at Minnesota (2/5/20)  
3-POINT FGS: 3 at Michigan State (1/17/20)  
3-POINT FGAS: 6 at Michigan State (1/17/20)  
FREE THROWS: 10 at Ohio State (1/3/20)  
FT ATTEMPTS: 12 at Ohio State (1/3/20)  
REBOUNDS: 14 vs. Eastern Illinois (11/8/19)  
ASSISTS: 2 (3x) MR vs. Purdue (2/18/20)  
BLOCKS: 9 vs. Eastern Illinois (11/8/19)  
STEALS: 2 (2x) MR vs. Indiana (12/7/19)  
MINUTES: 42 vs. Saint Mary's (11/5/19)

CAREER HIGHS

POINTS: 22 (3x) MR vs. Milwaukee (12/21/19)  
FIELD GOALS: 8 (4x) MR vs. Milwaukee (12/21/19)  
FG ATTEMPTS: 18 vs. Saint Mary's (11/5/19)  
3-POINT FGS: 4 at Maryland (1/14/19)  
3-POINT FGAS: 8 at Maryland (1/14/19)  
FREE THROWS: 10 at Ohio State (1/3/20)  
FT ATTEMPTS: 12 at Ohio State (1/3/20)  
REBOUNDS: 14 vs. Eastern Illinois (11/8/19)  
ASSISTS: 4 vs. Maryland (2/1/19)  
BLOCKS: 9 (2x) MR vs. Eastern Illinois (11/8/19)  
STEALS: 2 (7x) MR vs. Indiana (12/7/19)  
MINUTES: 42 vs. Saint Mary's (11/5/19)

GAME-BY-GAME STATISTICS

Opponent	Date	gs	min	Total		3-Pointers		Free throws		Rebounds		pf	a	t/o	blk	stl	pts	avg			
				fg-fga	pct	3fg-fga	pct	ft-fa	pct	off	def								tot	avg	
vs Saint Mary's (CA)	11/05/19	*	41	8-18	.444	1-4	.250	5-7	.714	2	4	6	6.0	2	0	3	4	22	22.0		
EASTERN ILL.	11/08/19	*	33	4-8	.500	1-2	.500	5-5	1.000	3	11	14	10.0	2	0	3	9	0	14	18.0	
MCNEESE	11/13/19	*	21	4-9	.444	0-2	.000	2-3	.667	2	2	4	8.0	4	2	1	1	1	10	15.3	
MARQUETTE	11/17/19	*	31	2-9	.222	2-4	.500	4-4	1.000	0	1	1	6.3	3	1	3	1	1	10	14.0	
GREEN BAY	11/21/19	*	20	8-12	.667	2-5	.400	1-2	.500	2	1	3	5.6	4	2	5	1	0	19	15.0	
vs Richmond	11/25/19	*	37	6-14	.429	1-4	.250	4-4	1.000	2	5	7	5.8	3	1	1	1	2	17	15.3	
vs New Mexico	11/26/19	*	30	7-9	.778	0-1	.000	2-4	.500	1	4	5	5.7	5	0	5	1	0	16	15.4	
at NC State	12/04/19	*	27	5-14	.357	0-4	.000	1-2	.500	1	2	3	5.4	3	0	3	3	0	11	14.9	
INDIANA	12/07/19	*	28	8-12	.667	2-3	.667	2-2	1.000	1	3	4	5.2	4	0	0	2	2	20	15.4	
at Rutgers	12/11/19	*	28	2-8	.250	1-4	.250	1-2	.500	1	4	5	5.2	4	1	3	2	0	6	14.5	
MILWAUKEE	12/21/19	*	27	8-12	.667	2-4	.500	4-4	1.000	1	4	5	5.2	3	0	0	3	0	22	15.2	
at Tennessee	12/28/19	*	32	4-6	.667	1-1	1.000	0-0	.000	1	6	7	5.3	1	1	1	2	1	9	14.7	
RIDER	12/31/19	*	22	6-11	.545	0-2	.000	3-4	.750	1	5	6	5.4	1	0	1	2	0	15	14.7	
at Ohio St.	01/03/20	*	27	3-12	.250	1-4	.250	10-12	.833	4	5	9	5.6	3	1	2	0	0	17	14.9	
ILLINOIS	01/08/20	*	26	3-9	.333	0-2	.000	1-2	.500	1	4	5	5.6	4	0	1	2	1	7	14.3	
at Penn St.	01/11/20	*	11	1-3	.333	0-1	.000	2-3	.667	1	1	2	5.4	3	0	1	0	0	4	13.7	
MARYLAND	01/14/20	*	27	7-15	.467	2-5	.400	1-2	.500	1	4	5	5.4	2	0	1	1	1	17	13.9	
at Michigan St.	01/17/20	*	29	7-15	.467	3-6	.500	2-3	.667	1	6	7	5.4	3	0	0	2	1	19	14.2	
NEBRASKA	01/21/20	*	19	4-8	.500	1-2	.500	2-2	1.000	1	3	4	5.4	4	1	1	4	0	11	14.0	
at Purdue	01/24/20	*	27	4-11	.364	1-5	.200	1-2	.500	0	2	2	5.2	1	1	2	1	0	10	13.8	
at Iowa	01/27/20	*	28	6-15	.400	0-2	.000	1-3	.333	0	3	3	5.1	4	0	0	2	0	13	13.8	
MICHIGAN ST.	02/01/20	*	26	5-9	.556	2-3	.667	3-3	1.000	0	3	3	5.0	2	0	2	2	1	15	13.8	
at Minnesota	02/05/20	*	24	6-18	.333	2-4	.500	0-1	.000	2	1	3	4.9	4	0	0	1	0	14	13.8	
OHIO ST.	02/09/20	*	23	3-8	.375	0-2	.000	3-3	1.000	1	2	3	4.8	5	1	0	3	1	9	13.6	
at Nebraska	02/15/20	*	16	6-10	.600	1-1	1.000	0-0	.000	0	3	3	4.8	4	1	1	2	0	13	13.6	
PURDUE	02/18/20	*	31	3-10	.300	1-5	.200	5-6	.833	1	5	6	4.8	3	2	2	2	0	12	13.5	
RUTGERS	02/23/20	*	23	4-13	.308	1-3	.333	8-10	.800	1	0	1	4.7	1	0	0	0	0	17	13.7	
Totals			27	714	134-298	.450	28-85	.329	73-95	.768	32	94	126	4.7	82	15	42	54	12	369	13.7

Games played: 27  
Minutes/game: 26.4  
Points/game: 13.7  
FG Pct: 45.0  
3FG Pct: 32.9  
FT Pct: 76.8

Rebounds/game: 4.7  
Assists/game: 0.6  
Turnovers/game: 1.6  
Assist/turnover ratio: 0.4  
Steals/game: 0.4  
Blocks/game: 2.0

CAREER STATISTICS

Season	gp-gs	min/avg	Total		3-Point		F-Throws		Rebounds					Scoring						
			fg-fga	pct	fg-fga	pct	ft-fa	pct	off	def	tot	avg	pf	fo	ast	to	blk	stl	pts	avg
2017-18	28-15	466/16.6	58-152	.382	12-47	.255	20-24	.833	19	36	55	2.0	67	0	22	29	26	7	148	5.3
2018-19	34-34	779/22.9	105-234	.449	32-84	.381	26-41	.634	42	91	133	3.9	81	1	34	32	60	10	268	7.9
2019-20	27-27	714/26.4	134-298	.450	28-85	.329	73-95	.768	32	94	126	4.7	82	2	15	42	54	12	369	13.7
TOTAL	89-76	1959/22.0	297-684	.434	72-216	.333	119-160	.744	93	221	314	3.5	230	3	71	103	140	29	785	8.8

# Individual Game by Game

## 3 | WALT McGRORY

Junior | Guard | 6-3 | 205  
Minneapolis, Minn. | Edina High School

### GAME-BY-GAME STATISTICS

Opponent	Date	gs	min	Total		3-Pointers		Free throws		Rebounds				pf	a	t/o	blk	stl	pts	avg
				fg-fga	pct	3fg-fga	pct	ft-fa	pct	off	def	tot	avg							
MCNEESE	11/13/19	24		3-6	.500	1-3	.333	2-2	1.000	0	2	2	2.0	1	2	1	0	0	9	9.0
MARQUETTE	11/17/19	1	0-0	.000	0-0	.000	0-0	.000	0	0	0	1.0	0	0	0	0	0	0	4.5	
GREEN BAY	11/21/19	9	1-2	.500	0-1	.000	0-0	.000	0	3	3	1.7	2	1	0	0	0	2	3.7	
INDIANA	12/07/19	2	0-0	.000	0-0	.000	0-0	.000	0	0	1.3	2	0	0	0	0	0	0	2.8	
MILWAUKEE	12/21/19	4	0-1	.000	0-1	.000	0-0	.000	0	0	0	1.0	1	0	0	0	0	0	2.2	
at Tennessee	12/28/19	2	0-0	.000	0-0	.000	0-0	.000	0	0	0	0.8	0	0	0	0	0	0	1.8	
RIDER	12/31/19	8	0-2	.000	0-1	.000	0-0	.000	2	2	4	1.3	2	0	0	0	0	0	1.6	
NEBRASKA	01/21/20	1	0-0	.000	0-0	.000	0-0	.000	0	0	0	1.1	0	0	0	0	0	0	1.4	
at Purdue	01/24/20	2	1-1	1.000	1-1	1.000	0-0	.000	0	0	0	1.0	1	1	0	0	0	3	1.6	
MICHIGAN ST.	02/01/20	3	0-0	.000	0-0	.000	0-0	.000	0	0	0	0.9	0	1	0	0	0	0	1.4	
at Minnesota	02/05/20	0	0-0	.000	0-0	.000	0-0	.000	0	0	0	0.8	0	0	0	0	0	0	1.3	
OHIO ST.	02/09/20	1	0-1	.000	0-0	.000	1-2	.500	0	0	0	0.8	0	0	0	0	0	1	1.3	
at Nebraska	02/15/20	1	0-0	.000	0-0	.000	0-0	.000	0	0	0	0.7	0	0	0	0	1	0	1.2	
Totals		0	58	5-13	.385	2-7	.286	3-4	.750	2	7	9	0.7	9	5	1	0	1	15	1.2

Games played: 13  
Minutes/game: 4.5  
Points/game: 1.2  
FG Pct: 38.5

Rebounds/game: 0.7  
Assists/game: 0.4  
Turnovers/game: 0.1  
Assist/turnover ratio: 0.5

### CAREER STATISTICS

Season	gp-gs	min/avg	Total		3-Point		F-Throws		Rebounds				pf	fo	ast	to	blk	stl	Scoring	
			fg-fga	pct	fg-fga	pct	ft-fa	pct	off	def	tot	avg							pts	avg
2017-18	9-0	72/8.0	0-5	.000	0-3	.000	5-7	.714	0	8	8	0.9	5	0	4	7	0	4	5	0.6
2018-19	13-0	31/2.4	2-5	.400	2-4	.500	0-0	.000	0	2	2	0.2	2	0	1	2	0	0	6	0.5
2019-20	13-0	58/4.5	5-13	.385	2-7	.286	3-4	.750	2	7	9	0.7	9	0	5	1	0	1	15	1.2
TOTAL	35-0	161/4.6	7-23	.304	4-14	.286	8-11	.727	2	17	19	0.5	16	0	10	10	0	5	26	0.7

### SEASON HIGHS

POINTS: 9 vs. McNeese State (11/13/19)  
FIELD GOALS: 3 vs. McNeese State (11/13/19)  
FG ATTEMPTS: 6 vs. McNeese State (11/13/19)  
3-POINT FGS: 1 (2x) MR at Purdue (1/24/20)  
3-POINT FGAS: 3 vs. McNeese State (11/13/19)  
FREE THROWS: 2 vs. McNeese State (11/13/19)  
FT ATTEMPTS: 2 (2x) MR vs. Ohio State (2/9/20)  
REBOUNDS: 4 vs. Rider (12/31/19)  
ASSISTS: 2 vs. McNeese State (11/13/19)  
BLOCKS: --  
STEALS: --  
MINUTES: 24 vs. McNeese State (11/13/19)

### CAREER HIGHS

POINTS: 9 vs. McNeese State (11/13/19)  
FIELD GOALS: 3 vs. McNeese State (11/13/19)  
FG ATTEMPTS: 6 vs. McNeese State (11/13/19)  
3-POINT FGS: 1 (4x) MR at Purdue (1/24/20)  
3-POINT FGAS: 3 vs. McNeese State (11/13/19)  
FREE THROWS: 4 vs. Green Bay (12/23/17)  
FT ATTEMPTS: 6 vs. Green Bay (12/23/17)  
REBOUNDS: 6 vs. Green Bay (12/23/17)  
ASSISTS: 2 vs. McNeese State (11/13/19)  
BLOCKS: --  
STEALS: 3 vs. UMass Lowell (12/30/17)  
MINUTES: 24 vs. McNeese State (11/13/19)

## 4 | CARTER HIGGINBOTTOM

R-Freshman | Guard | 6-0 | 187  
Chicago, Ill. | St. Ignatius High School

### GAME-BY-GAME STATISTICS

Opponent	Date	gs	min	Total		3-Pointers		Free throws		Rebounds				pf	a	t/o	blk	stl	pts	avg
				fg-fga	pct	3fg-fga	pct	ft-fa	pct	off	def	tot	avg							
MCNEESE	11/13/19	1	0-0	.000	0-0	.000	0-0	.000	0	0	0	0.0	0	0	0	0	0	0	0.0	
MARQUETTE	11/17/19	1	0-0	.000	0-0	.000	0-0	.000	0	0	0	0.0	0	0	0	0	0	0	0.0	
INDIANA	12/07/19	1	0-0	.000	0-0	.000	0-0	.000	0	0	0	0.0	0	0	0	0	0	0	0.0	
MILWAUKEE	12/21/19	1	0-0	.000	0-0	.000	0-0	.000	0	1	1	0.3	0	0	0	0	0	0	0.0	
at Tennessee	12/28/19	1	0-0	.000	0-0	.000	0-0	.000	0	0	0	0.2	0	0	0	0	0	0	0.0	
RIDER	12/31/19	1	0-0	.000	0-0	.000	0-0	.000	0	0	0	0.2	0	0	0	0	0	0	0.0	
NEBRASKA	01/21/20	1	0-1	.000	0-0	.000	0-0	.000	0	0	0	0.1	0	0	0	0	0	0	0.0	
OHIO ST.	02/09/20	1	0-0	.000	0-0	.000	0-0	.000	0	0	0	0.1	0	0	0	0	0	0	0.0	
at Nebraska	02/15/20	1	0-0	.000	0-0	.000	0-0	.000	0	0	0	0.1	0	0	0	0	0	0	0.0	
Totals		0	9	0-1	.000	0-0	.000	0-0	.000	0	1	1	0.1	0	0	1	0	0	0	0.0

Games played: 9  
Minutes/game: 1.0  
FG Pct: 0.0

Rebounds/game: 0.1  
Turnovers/game: 0.1

### CAREER STATISTICS

Season	gp-gs	min/avg	Total		3-Point		F-Throws		Rebounds				pf	fo	ast	to	blk	stl	Scoring	
			fg-fga	pct	fg-fga	pct	ft-fa	pct	off	def	tot	avg							pts	avg
2019-20	9-0	9/1.0	0-1	.000	0-0	.000	0-0	.000	0	1	1	0.1	0	0	0	1	0	0	0	0.0
TOTAL	9-0	9/1.0	0-1	.000	0-0	.000	0-0	.000	0	1	1	0.1	0	0	0	1	0	0	0	0.0

### SEASON HIGHS

POINTS: --  
FIELD GOALS: --  
FG ATTEMPTS: 1 (2x) MR Nebraska (1/21/20)  
3-POINT FGS: --  
3-POINT FGAS: --  
FREE THROWS: --  
FT ATTEMPTS: --  
REBOUNDS: 1 vs. Milwaukee (12/21/19)  
ASSISTS: --  
BLOCKS: --  
STEALS: --  
MINUTES: 1 (8x) MR vs. Ohio State (2/9/20)

### CAREER HIGHS

POINTS: --  
FIELD GOALS: --  
FG ATTEMPTS: 1 (2x) MR Nebraska (1/21/20)  
3-POINT FGS: --  
3-POINT FGAS: --  
FREE THROWS: --  
FT ATTEMPTS: --  
REBOUNDS: 1 vs. Milwaukee (12/21/19)  
ASSISTS: --  
BLOCKS: --  
STEALS: --  
MINUTES: 1 (8x) MR vs. Ohio State (2/9/20)



# Individual Game by Game

## 5 | TYLER WAHL

Freshman | Forward | 6-7 | 214  
Lakevill, Minn. | Lakeville North

### GAME-BY-GAME STATISTICS

Opponent	Date	gs	min	Total		3-Pointers		Free throws		Rebounds				pf	a	t/o	blk	stl	pts	avg
				fg-fga	pct	3fg-fga	pct	ft-fa	pct	off	def	tot	avg							
vs Saint Mary's (CA)	11/05/19	12	1-3	.333	0-1	.000	0-0	.000	0	0	0	0.0	1	1	0	0	0	2	2.0	
EASTERN ILL.	11/08/19	10	0-1	.000	0-1	.000	0-0	.000	0	0	0	0.0	1	0	1	1	0	0	1.0	
MCNEESE	11/13/19	26	1-2	.500	0-1	.000	1-2	.500	1	2	3	1.0	2	3	1	0	2	3	1.7	
MARQUETTE	11/17/19	5	1-1	1.000	1-1	1.000	0-0	.000	1	2	3	1.5	4	0	2	0	0	3	2.0	
GREEN BAY	11/21/19	15	2-4	.500	1-2	.500	0-0	.000	1	2	3	1.8	1	3	2	0	1	5	2.6	
vs Richmond	11/25/19	16	2-2	1.000	2-2	1.000	1-2	.500	1	1	2	1.8	3	0	0	0	1	7	3.3	
vs New Mexico	11/26/19	10	0-0	.000	0-0	.000	0-0	.000	0	0	0	1.6	0	0	2	0	0	0	2.9	
at NC State	12/04/19	20	2-2	1.000	0-0	.000	1-4	.250	4	4	8	2.4	4	1	1	0	0	5	3.1	
INDIANA	12/07/19	17	2-3	.667	0-0	.000	2-2	1.000	1	1	2	2.3	1	1	1	0	2	6	3.4	
at Rutgers	12/11/19	14	2-4	.500	0-1	.000	0-0	.000	2	1	3	2.4	3	1	1	1	0	4	3.5	
MILWAUKEE	12/21/19	17	0-3	.000	0-1	.000	2-2	1.000	2	3	5	2.6	2	3	0	0	1	2	3.4	
at Tennessee	12/28/19	21	2-7	.286	0-1	.000	0-0	.000	1	4	5	2.8	2	1	1	0	1	4	3.4	
RIDER	12/31/19	16	0-0	.000	0-0	.000	0-0	.000	0	3	3	2.8	4	1	2	0	0	0	3.2	
at Ohio St.	01/03/20	25	2-5	.400	0-1	.000	0-0	.000	5	2	7	3.1	2	2	1	0	3	4	3.2	
ILLINOIS	01/08/20	16	2-3	.667	0-1	.000	0-0	.000	0	2	2	3.1	2	0	1	0	0	4	3.3	
at Penn St.	01/11/20	19	1-3	.333	0-1	.000	0-1	.000	1	0	1	2.9	4	0	0	0	0	2	3.2	
MARYLAND	01/14/20	22	0-1	.000	0-1	.000	0-1	.000	2	0	2	2.9	3	1	0	0	1	0	3.0	
at Michigan St.	01/17/20	21	0-2	.000	0-1	.000	0-0	.000	1	2	3	2.9	3	1	1	0	1	0	2.8	
NEBRASKA	01/21/20	11	2-2	1.000	1-1	1.000	0-0	.000	2	2	4	2.9	3	3	3	0	0	5	2.9	
at Purdue	01/24/20	19	0-1	.000	0-0	.000	0-0	.000	0	0	0	2.8	0	2	1	0	1	0	2.8	
at Iowa	01/27/20	* 26	2-6	.333	0-2	.000	0-1	.000	2	5	7	3.0	3	1	2	0	0	4	2.9	
MICHIGAN ST.	02/01/20	* 22	1-7	.143	0-3	.000	0-0	.000	0	4	4	3.0	3	2	2	1	2	2	2.8	
at Minnesota	02/05/20	* 27	1-3	.333	0-1	.000	0-2	.000	3	3	6	3.2	3	0	1	1	0	2	2.8	
OHIO ST.	02/09/20	11	1-3	.333	0-2	.000	0-0	.000	2	0	2	3.1	2	0	1	0	2	2	2.8	
at Nebraska	02/15/20	17	1-2	.500	0-1	.000	0-0	.000	0	2	2	3.1	1	4	1	0	0	2	2.7	
PURDUE	02/18/20	5	1-1	1.000	0-0	.000	0-0	.000	0	0	0	3.0	2	0	0	0	0	2	2.7	
RUTGERS	02/23/20	6	1-1	1.000	0-0	.000	0-1	.000	1	1	2	2.9	1	0	3	0	1	2	2.7	
Totals		3	446	30-72	.417	5-26	.192	7-18	.389	33	46	79	2.9	60	31	31	4	19	72	2.7

Games played: 27  
Minutes/game: 16.5  
Points/game: 2.7  
FG Pct: 41.7  
3FG Pct: 19.2  
FT Pct: 38.9

Rebounds/game: 2.9  
Assists/game: 1.1  
Turnovers/game: 1.1  
Assist/turnover ratio: 1.0  
Steals/game: 0.7  
Blocks/game: 0.1

### CAREER STATISTICS

			Total		3-Point		F-Throws		Rebounds										Scoring	
Season	gp-gs	min/avg	fg-fga	pct	fg-fga	pct	ft-fa	pct	off	def	tot	avg	pf	fo	ast	to	blk	stl	pts	avg
2019-20	27-3	446/16.5	30-72	.417	5-26	.192	7-18	.389	33	46	79	2.9	60	0	31	31	4	19	72	2.7
TOTAL	27-3	446/16.5	30-72	.417	5-26	.192	7-18	.389	33	46	79	2.9	60	0	31	31	4	19	72	2.7

### SEASON HIGHS

POINTS: 7 vs. Richmond (11/25/19)  
FIELD GOALS: 2 (11x) MR at Iowa (1/27/20)  
FG ATTEMPTS: 7 (2x) MR vs. Mich. State (2/1/20)  
3-POINT FGS: 2 vs. Richmond (11/25/19)  
3-POINT FGAS: 3 vs. Michigan State (2/1/20)  
FREE THROWS: 2 (2x) MR vs. Milwaukee (12/21/19)  
FT ATTEMPTS: 4 at NC State (12/6/19)  
REBOUNDS: 8 at NC State (12/6/19)  
ASSISTS: 3 (5x) MR Nebraska (1/21/20)  
BLOCKS: 1 (3x) MR vs. Mich. State (2/1/20)  
STEALS: 3 at Ohio State (1/3/20)  
MINUTES: 26 (2x) MR at Iowa (1/27/20)

### CAREER HIGHS

POINTS: 7 vs. Richmond (11/25/19)  
FIELD GOALS: 2 (11x) MR at Iowa (1/27/20)  
FG ATTEMPTS: 7 (2x) MR vs. Mich. State (2/1/20)  
3-POINT FGS: 2 vs. Richmond (11/25/19)  
3-POINT FGAS: 3 vs. Michigan State (2/1/20)  
FREE THROWS: 2 (2x) MR vs. Milwaukee (12/21/19)  
FT ATTEMPTS: 4 at NC State (12/6/19)  
REBOUNDS: 8 at NC State (12/6/19)  
ASSISTS: 3 (5x) MR Nebraska (1/21/20)  
BLOCKS: 1 (3x) MR vs. Mich. State (2/1/20)  
STEALS: 3 at Ohio State (1/3/20)  
MINUTES: 26 (2x) MR at Iowa (1/27/20)

R-Junior | Guard | 6-2 | 200  
Stevens Point, Wis. | Stevens Point Area Public High School (SPASH)

Opponent	Date	gs	min	Total		3-Pointers		Free throws		Rebounds										
				fg-fga	ptct	3fg-fga	ptct	ft-fa	ptct	off	def	tot	avg	pf	a	t/o	blk	stl	pts	avg
vs Saint Mary's (CA)	11/05/19	8	0-0	.000	0-0	.000	0-0	.000	0-0	.000	0	1	1	1.0	0	0	0	0	0	0.0
EASTERN ILL.	11/08/19	14	0-2	.000	0-0	.000	1-2	.500	1	2	3	2.0	0	2	0	0	0	1	0.5	
MCNEESE	11/13/19	13	0-0	.000	0-0	.000	0-0	.000	0	2	2	1.0	1	4	0	1	0	0	0.3	
MARQUETTE	11/17/19	7	0-0	.000	0-0	.000	2-2	1.000	0	1	1	1.8	2	1	0	0	2	0.8		
GREEN BAY	11/21/19	9	0-0	.000	0-0	.000	0-0	.000	0	3	3	2.0	0	0	0	0	0	0.6		
vs Richmond	11/25/19	2	0-1	.000	0-1	.000	0-0	.000	0	0	0	1.7	0	0	1	0	0	0.5		
vs New Mexico	11/26/19	14	0-0	.000	0-0	.000	2-2	1.000	1	1	2	1.7	1	2	0	0	2	0.7		
at NC State	12/04/19	9	1-3	.333	1-1	1.000	0-0	.000	0	1	1	1.6	0	0	0	0	3	1.0		
INDIANA	12/07/19	14	0-1	.000	0-0	.000	0-0	.000	0	1	1	1.6	0	2	0	0	0	0.9		
at Rutgers	12/11/19	24	4-5	.800	2-3	.667	1-1	1.000	0	1	1	1.5	1	2	3	0	11	1.9		
MILWAUKEE	12/21/19	13	1-3	.333	0-2	.000	1-2	.500	1	1	2	1.5	2	2	2	0	1	3	2.0	
at Tennessee	12/28/19	9	0-1	.000	0-1	.000	0-0	.000	0	0	0	1.4	1	1	0	0	0	1.8		
RIDER	12/31/19	14	0-2	.000	0-2	.000	0-0	.000	0	2	2	1.5	1	2	2	0	0	1.7		
at Ohio St.	01/03/20	10	1-2	.500	1-2	.500	0-0	.000	0	1	1	1.4	0	1	0	0	3	1.8		
ILLINOIS	01/08/20	7	0-0	.000	0-0	.000	0-0	.000	0	1	1	1.4	0	0	1	0	0	1.7		
at Penn St.	01/11/20	22	1-2	.500	0-1	.000	0-0	.000	0	1	1	1.4	0	3	1	0	1	2	1.7	
MARYLAND	01/14/20	8	0-0	.000	0-0	.000	0-0	.000	0	0	0	1.3	1	1	0	0	0	1.6		
at Michigan St.	01/17/20	13	1-1	1.000	0-0	.000	0-1	.000	0	0	0	1.2	0	0	1	0	2	1.6		
NEBRASKA	01/21/20	13	1-2	.500	1-2	.500	0-0	.000	0	0	0	1.2	0	3	0	0	3	1.7		
at Purdue	01/24/20	11	0-0	.000	0-0	.000	0-0	.000	0	1	1	1.2	0	2	1	1	0	1.6		
at Iowa	01/27/20	10	1-2	.500	0-0	.000	0-0	.000	1	1	2	1.2	2	1	1	0	0	2	1.6	
MICHIGAN ST.	02/01/20	15	2-4	.500	0-1	.000	0-0	.000	0	1	1	1.2	0	1	0	0	1	4	1.7	
at Minnesota	02/05/20	17	0-3	.000	0-2	.000	0-0	.000	0	2	2	1.2	0	0	0	0	0	1.7		
OHIO ST.	02/09/20	14	2-3	.667	2-3	.667	2-2	1.000	0	1	1	1.2	1	1	0	0	8	1.9		
at Nebraska	02/15/20	12	0-3	.000	0-2	.000	0-0	.000	1	2	3	1.3	0	2	2	0	0	1.8		
PURDUE	02/18/20	13	0-1	.000	0-0	.000	2-2	1.000	1	1	2	1.3	2	3	0	0	2	1.8		
RUTGERS	02/23/20	16	0-1	.000	0-1	.000	0-0	.000	0	3	3	1.4	0	1	1	0	0	1.8		
Totals		0	331	15-42	.357	7-24	.292	11-14	.786	6	31	37	1.4	15	37	16	1	4	48	1.8

Season	Total					3-Point		F-Throws			Rebounds			Scoring								
	gp-gs	min/avg	fg-fga	pct		fg-fga	pct		ft-fra	pct	off	def	tot	avg	pf	fo	ast	to	blk	stl	pts	avg
2016-17*	20-20	570/28.5	58-145	.400		35-93	.376		45-56	.804	11	46	57	2.9	32	0	53	37	1	15	196	9.8
2018-19	8-0	55/6.9	6-10	.600		1-1	1.000		0-0	.000	1	8	9	1.1	3	0	3	1	0	0	13	1.6
2019-20	27-0	331/12.3	15-42	.357		7-24	.292		11-14	.786	6	31	37	1.4	15	0	37	16	1	4	48	1.8
TOTAL	35-0	386/11.0	21-52	.404		8-25	.320		11-14	.786	7	39	46	1.3	50	0	40	17	1	4	61	1.7
All*	55-20	596/17.4	79-197	.401		43-118	.364		56-70	.800	18	85	103	1.9	18	0	93	54	2	19	257	4.7

Junior | Forward | 6-5 | 190  
Madison, Wis. | Madison East

Opponent	Date	gs		Total		3-Pointers		Free throws		Rebounds										
		gs	min	fg-fga	ptc	3fg-fga	ptc	ft-fita	ptc	off	def	tot	avg	pf	a	t/o	b/k	stl	pts	avg
EASTERN ILL.	11/08/19	1	0-0	.000	0-0	.000	0-0	.000	0	0	0	0.0	0	0	0	0	0	0	0	0.0
MCNEESE	11/13/19	1	0-1	.000	0-1	.000	0-0	.000	0	0	0	0.0	0	0	0	0	0	0	0	0.0
MILWAUKEE	12/21/19	1	0-0	.000	0-0	.000	0-0	.000	0	0	0	0.0	0	0	0	0	0	0	0	0.0
RIDER	12/31/19	1	0-0	.000	0-0	.000	0-0	1-2	.500	0	0	0	0.0	0	0	0	0	1	1	0.3
NEBRASKA	01/21/20	1	0-0	.000	0-0	.000	0-0	.000	0	0	0	0.0	0	0	0	0	0	0	0	0.2
OHIO ST.	02/09/20	1	0-0	.000	0-0	.000	0-0	.000	0	0	0	0.0	0	0	0	0	0	0	0	0.2
Totals		0	6	0-1	.000	0-1	.000	1-2	.500	0	0	0	0.0	0	0	0	0	1	1	0.2

			Total		3-Point		F-Throws		Rebounds										Scoring	
Season	gp-gs	min/avg	fg-fga	pct	fg-fga	pct	ft-fia	pct	off	def	tot	avg	pr	fo	ast	to	blk	stl	pts	avg
2019-20	6-0	61/0	0-1	.000	0-1	.000	1-2	.500	0	0	0	0.0	0	0	0	0	0	1	1	0.2
TOTAL	6-0	61/0	0-1	.000	0-1	.000	1-2	.500	0	0	0	0.0	0	0	0	0	0	1	1	0.2

**POINTS:** 11 at Rutgers (12/11/19)  
**FIELD GOALS:** 4 at Rutgers (12/11/19)  
**FG ATTEMPTS:** 5 at Rutgers (12/11/19)  
**3-POINT FGS:** 2 (2x) MR vs. Ohio State (2/9/20)  
**3-POINT FGAS:** 3 (2x) MR vs. Ohio State (2/9/20)  
**FREE THROWS:** 2 (4x) MR vs. Purdue (2/18/20)  
**FT ATTEMPTS:** 2 (6x) MR vs. Purdue (2/18/20)  
**REBOUNDS:** 3 (3x) MR vs. Rutgers (2/23/20)  
**ASSISTS:** 4 vs. McNeese State (11/13/19)  
**BLOCKS:** 1 at Purdue (1/24/20)  
**STEALS:** 1 (4x) MR vs. Mich. State (2/1/20)  
**MINUTES:** 24 at Rutgers (12/11/19)

**POINTS:** 23 vs. SIU-Edwardsville (12/19/16)\*  
**FIELD GOALS:** 6 (2x) MR vs. SIU-Edwardsville (12/19/16)\*  
**FG ATTEMPTS:** 12 vs. SIU-Edwardsville (12/19/16)\*  
**3-POINT FGS:** 5 vs. SIU-Edwardsville (12/19/16)\*  
**3-POINT FGAS:** 8 vs. SIU-Edwardsville (12/19/16)\*  
**FREE THROWS:** 7 vs. Milwaukee (1/6/17)\*  
**FT ATTEMPTS:** 8 (2x) MR vs. Milwaukee (1/6/17)\*  
**REBOUNDS:** 7 at Bowling Green (11/20/16)\*  
**ASSISTS:** 7 at Youngstown State (12/31/16)\*  
**BLOCKS:** 1 (2x) MR at Purdue (1/24/20)  
**STEALS:** 3 vs. UMKC (11/21/16)\*  
**MINUTES:** 36 vs. SIU-Edwardsville (12/19/16)  
 \*recorded at Green Bay

**POINTS:** 1 vs. Rider (12/31/19)  
**FIELD GOALS:** --  
**FG ATTEMPTS:** 1 vs. McNeese State (11/13/19)  
**3-POINT FGS:** --  
**3-POINT FGAS:** 1 vs. McNeese State (11/13/19)  
**FREE THROWS:** 1 vs. Rider (12/31/19)  
**FT ATTEMPTS:** 2 vs. Rider (12/31/19)  
**REBOUNDS:** --  
**ASSISTS:** --  
**BLOCKS:** --  
**STEALS:** 1 vs. Rider (12/31/19)  
**MINUTES:** 1 (5x) MR vs. Ohio State (2/9/20)

**POINTS:** 1 vs. Rider (12/31/19)  
**FIELD GOALS:** --  
**FG ATTEMPTS:** 1 vs. McNeese State (11/13/19)  
**3-POINT FGS:** --  
**3-POINT FGAS:** 1 vs. McNeese State (11/13/19)  
**FREE THROWS:** 1 vs. Rider (12/31/19)  
**FT ATTEMPTS:** 2 vs. Rider (12/31/19)  
**REBOUNDS:** --  
**ASSISTS:** --  
**BLOCKS:** --  
**STEALS:** 1 vs. Rider (12/31/19)  
**MINUTES:** 1 (5x) MR vs. Ohio State (2/9/20)

# Individual Game by Game

## 20 | SAMAD QAWI

Junior | Forward | 6-6 | 195  
Racine, Wis. | Horlick High School

### GAME-BY-GAME STATISTICS

Opponent	Date	gs	min	Total		3-Pointers		Free throws		Rebounds				pf	a	t/o	blk	stl	pts	avg
				fg-fga	pct	3fg-fga	pct	ft-fa	pct	off	def	tot	avg							
EASTERN ILL.	11/08/19	1		0-0	.000	0-0	.000	0-0	.000	0	0	0	0.0	0	0	0	0	0	0	0.0
MCNEESE	11/13/19	1		0-0	.000	0-0	.000	0-0	.000	0	0	0	0.0	0	0	1	0	0	0	0.0
MARQUETTE	11/17/19	1		0-0	.000	0-0	.000	0-0	.000	0	0	0	0.0	0	0	0	0	0	0	0.0
RIDER	12/31/19	1		0-0	.000	0-0	.000	0-0	.000	0	0	0	0.0	0	0	0	0	0	0	0.0
NEBRASKA	01/21/20	1		0-1	.000	0-0	.000	0-0	.000	1	0	1	0.2	2	0	0	0	0	0	0.0
OHIO ST.	02/09/20	1		0-0	.000	0-0	.000	0-0	.000	0	0	0	0.2	0	0	0	0	0	0	0.0
at Nebraska	02/15/20	1		0-0	.000	0-0	.000	0-0	.000	0	0	0	0.1	0	0	0	0	0	0	0.0
Totals		0	7	0-1	.000	0-0	.000	0-0	.000	1	0	1	0.1	2	0	1	0	0	0	0.0

Games played: 7Rebounds/game: 0.1

Minutes/game: 1.0Turnovers/game: 0.1

FG Pct: 0.0

### CAREER STATISTICS

Season	gp-gs	min/avg	Total		3-Point		F-Throws		Rebounds				pf	fo	ast	to	blk	stl	Scoring	
			fg-fga	pct	fg-fga	pct	ft-fa	pct	off	def	tot	avg							pts	avg
2019-20	7-0	7/1.0	0-1	.000	0-0	.000	0-0	.000	1	0	1	0.1	2	0	0	1	0	0	0	0.0
TOTAL	7-0	7/1.0	0-1	.000	0-0	.000	0-0	.000	1	0	1	0.1	2	0	0	1	0	0	0	0.0

### SEASON HIGHS

POINTS: --  
FIELD GOALS: --  
FG ATTEMPTS: 1 Nebraska (1/21/20)  
3-POINT FGS: --  
3-POINT FGAS: --  
FREE THROWS: --  
FT ATTEMPTS: --  
REBOUNDS: 1 Nebraska (1/21/20)  
ASSISTS: --  
BLOCKS: --  
STEALS: --  
MINUTES: 1 (4x) MR vs. Ohio State (2/9/20)

### CAREER HIGHS

POINTS: --  
FIELD GOALS: --  
FG ATTEMPTS: 1 Nebraska (1/21/20)  
3-POINT FGS: --  
3-POINT FGAS: --  
FREE THROWS: --  
FT ATTEMPTS: --  
REBOUNDS: 1 Nebraska (1/21/20)  
ASSISTS: --  
BLOCKS: --  
STEALS: --  
MINUTES: 1 (4x) MR vs. Ohio State (2/9/20)

## 31 | MICHAEL BALLARD

R-Junior | Guard | 6-4 | 202  
Oak Park, Ill. | Fenwick

### GAME-BY-GAME STATISTICS

Opponent	Date	gs	min	Total		3-Pointers		Free throws		Rebounds				pf	a	t/o	blk	stl	pts	avg
				fg-fga	pct	3fg-fga	pct	ft-fa	pct	off	def	tot	avg							
EASTERN ILL.	11/08/19	1		0-0	.000	0-0	.000	0-0	.000	0	0	0	0.0	0	0	0	0	0	0	0.0
MCNEESE	11/13/19	1		0-0	.000	0-0	.000	0-0	.000	0	1	1	0.5	0	0	0	0	0	0	0.0
MARQUETTE	11/17/19	1		0-0	.000	0-0	.000	0-0	.000	0	0	0	0.3	0	0	0	0	0	0	0.0
INDIANA	12/07/19	1		0-0	.000	0-0	.000	2-2	1.000	0	0	0	0.3	0	0	0	0	0	2	0.5
MILWAUKEE	12/21/19	1		0-0	.000	0-0	.000	0-0	.000	0	0	0	0.2	0	0	0	0	0	0	0.4
at Tennessee	12/28/19	1		0-0	.000	0-0	.000	0-0	.000	0	0	0	0.2	0	0	0	0	0	0	0.3
RIDER	12/31/19	1		0-0	.000	0-0	.000	0-0	.000	0	0	0	0.1	0	0	0	0	0	0	0.3
NEBRASKA	01/21/20	1		0-0	.000	0-0	.000	0-0	.000	0	0	0	0.1	0	0	0	0	0	0	0.3
OHIO ST.	02/09/20	1		0-0	.000	0-0	.000	0-0	.000	0	0	0	0.1	0	0	0	0	0	0	0.2
Totals		0	9	0-0	.000	0-0	.000	2-2	1.000	0	1	1	0.1	0	0	0	0	0	2	0.2

Games played: 9Rebounds/game: 0.1

Minutes/game: 1.0

Points/game: 0.2

FT Pct: 100.0

### CAREER STATISTICS

Season	gp-gs	min/avg	Total		3-Point		F-Throws		Rebounds				pf	fo	ast	to	blk	stl	Scoring	
			fg-fga	pct	fg-fga	pct	ft-fa	pct	off	def	tot	avg							pts	avg
2017-18	1-0	1/1.0	0-0	.000	0-0	.000	0-0	.000	0	0	0	0.0	0	0	0	0	0	0	0	0.0
2018-19	9-0	17/1.9	0-4	.000	0-3	.000	2-2	1.000	2	1	3	0.3	2	0	0	0	0	0	2	0.2
2019-20	9-0	9/1.0	0-0	.000	0-0	.000	2-2	1.000	0	1	1	0.1	0	0	0	0	0	0	2	0.2
TOTAL	19-0	27/1.4	0-4	.000	0-3	.000	4-4	1.000	2	2	4	0.2	2	0	0	0	0	0	4	0.2

### SEASON HIGHS

POINTS: 2 vs. Indiana (12/7/19)  
FIELD GOALS: --  
FG ATTEMPTS: --  
3-POINT FGS: --  
3-POINT FGAS: --  
FREE THROWS: 2 vs. Indiana (12/7/19)  
FT ATTEMPTS: 2 vs. Indiana (12/7/19)  
REBOUNDS: 1 vs. McNeese State (11/13/19)  
ASSISTS: --  
BLOCKS: --  
STEALS: --  
MINUTES: 1 (9x) MR vs. Ohio State (2/9/20)

### CAREER HIGHS

POINTS: 2 (2x) MR vs. Indiana (12/7/19)  
FIELD GOALS: --  
FG ATTEMPTS: 2 vs. Savannah State (12/13/18)  
3-POINT FGS: --  
3-POINT FGAS: 2 vs. Savannah State (12/13/18)  
FREE THROWS: 2 (2x) MR vs. Indiana (12/7/19)  
FT ATTEMPTS: 2 (2x) MR vs. Indiana (12/7/19)  
REBOUNDS: 1 (4x) MR vs. McNeese State (11/13/19)  
ASSISTS: --  
BLOCKS: --  
STEALS: --  
MINUTES: 3 (2x) MR vs. Grambling (12/22/18)



# INDIVIDUAL CAREER STATISTICS

Updated Through February 23, 2020

## Anderson, Trevor

Season	gp-gs	min/avg	Total		3-Point		F-Throws		Rebounds				pf	fo	ast	to	blk	stl	Scoring	
			fg-fga	pct	fg-fga	pct	ft-fa	pct	off	def	tot	avg							pts	avg
2016-17*	20-20	570/28.5	58-145	.400	35-93	.376	45-56	.804	11	46	57	2.9	32	0	53	37	1	15	196	9.8
2018-19	8-0	55/6.9	6-10	.600	1-1	1.000	0-0	.000	1	8	9	1.1	3	0	3	1	0	0	13	1.6
2019-20	27-0	331/12.3	15-42	.357	7-24	.292	11-14	.786	6	31	37	1.4	15	0	37	16	1	4	48	1.8
TOTAL	35-0	386/11.0	21-52	.404	8-25	.320	11-14	.786	7	39	46	1.3	18	0	40	17	1	4	61	1.7
All*	55-20	956/17.4	79-197	.401	43-118	.364	56-70	.800	18	85	103	1.9	50	0	93	54	2	19	257	4.7

\* Statistics from prior team/school

## Ballard, Michael

Season	gp-gs	min/avg	Total		3-Point		F-Throws		Rebounds				pf	fo	ast	to	blk	stl	Scoring	
			fg-fga	pct	fg-fga	pct	ft-fa	pct	off	def	tot	avg							pts	avg
2017-18	1-0	1/1.0	0-0	.000	0-0	.000	0-0	.000	0	0	0	0.0	0	0	0	0	0	0	0	0.0
2018-19	9-0	17/1.9	0-4	.000	0-3	.000	2-2	1.000	2	1	3	0.3	2	0	0	0	0	0	2	0.2
2019-20	9-0	9/1.0	0-0	.000	0-0	.000	2-2	1.000	0	1	1	0.1	0	0	0	0	0	0	2	0.2
TOTAL	19-0	27/1.4	0-4	.000	0-3	.000	4-4	1.000	2	2	4	0.2	2	0	0	0	0	0	4	0.2

## Cuevas, Courtland

Season	gp-gs	min/avg	Total		3-Point		F-Throws		Rebounds				pf	fo	ast	to	blk	stl	Scoring	
			fg-fga	pct	fg-fga	pct	ft-fa	pct	off	def	tot	avg							pts	avg
2019-20	6-0	6/1.0	0-1	.000	0-1	.000	1-2	.500	0	0	0	0.0	0	0	0	0	0	1	1	0.2
TOTAL	6-0	6/1.0	0-1	.000	0-1	.000	1-2	.500	0	0	0	0.0	0	0	0	0	0	1	1	0.2

## Davison, Brad

Season	gp-gs	min/avg	Total		3-Point		F-Throws		Rebounds				pf	fo	ast	to	blk	stl	Scoring	
			fg-fga	pct	fg-fga	pct	ft-fa	pct	off	def	tot	avg							pts	avg
2017-18	33-29	1028/31.2	124-306	.405	60-169	.355	90-110	.818	10	66	76	2.3	109	3	83	59	1	40	398	12.1
2018-19	34-34	1096/32.2	115-299	.385	52-149	.349	76-94	.809	10	101	111	3.3	79	2	62	34	2	36	358	10.5
2019-20	26-26	789/30.3	78-198	.394	41-114	.360	53-60	.883	16	93	109	4.2	66	1	44	25	0	19	250	9.6
TOTAL	93-89	2913/31.3	317-803	.395	153-432	.354	219-264	.830	36	260	296	3.2	254	6	189	118	3	95	1006	10.8

## Ford, Aleem

Season	gp-gs	min/avg	Total		3-Point		F-Throws		Rebounds				pf	fo	ast	to	blk	stl	Scoring	
			fg-fga	pct	fg-fga	pct	ft-fa	pct	off	def	tot	avg							pts	avg
2017-18	33-20	805/24.4	60-150	.400	45-110	.409	27-33	.818	20	71	91	2.8	64	1	30	25	6	11	192	5.8
2018-19	31-0	429/13.8	35-103	.340	23-80	.288	4-4	1.000	11	48	59	1.9	44	0	11	16	4	8	97	3.1
2019-20	27-27	659/24.4	79-186	.425	34-100	.340	26-37	.703	32	79	111	4.1	53	2	31	29	11	15	218	8.1
TOTAL	91-47	1893/20.8	174-439	.396	102-290	.352	57-74	.770	63	198	261	2.9	161	3	72	70	21	34	507	5.6

## Higginbottom, Carter

Season	gp-gs	min/avg	Total		3-Point		F-Throws		Rebounds				pf	fo	ast	to	blk	stl	Scoring	
			fg-fga	pct	fg-fga	pct	ft-fa	pct	off	def	tot	avg							pts	avg
2019-20	9-0	9/1.0	0-1	.000	0-0	.000	0-0	.000	0	1	1	0.1	0	0	0	1	0	0	0	0.0
TOTAL	9-0	9/1.0	0-1	.000	0-0	.000	0-0	.000	0	1	1	0.1	0	0	0	1	0	0	0	0.0

## McGrory, Walt

Season	gp-gs	min/avg	Total		3-Point		F-Throws		Rebounds				pf	fo	ast	to	blk	stl	Scoring	
			fg-fga	pct	fg-fga	pct	ft-fa	pct	off	def	tot	avg							pts	avg
2017-18	9-0	72/8.0	0-5	.000	0-3	.000	5-7	.714	0	8	8	0.9	5	0	4	7	0	4	5	0.6
2018-19	13-0	31/2.4	2-5	.400	2-4	.500	0-0	.000	0	2	2	0.2	2	0	1	2	0	0	6	0.5
2019-20	13-0	58/4.5	5-13	.385	2-7	.286	3-4	.750	2	7	9	0.7	9	0	5	1	0	1	15	1.2

# INDIVIDUAL CAREER STATISTICS

Updated Through February 23, 2020

## Potter, Micah

Season	gp-gs	min/avg	Total		3-Point		F-Throws		Rebounds				pf	fo	ast	to	blk	stl	Scoring	
			fg-fga	pct	fg-fga	pct	ft-fa	pct	off	def	tot	avg							pts	avg
2019-20	17-2	286/16.8	58-110	.527	16-35	.457	29-31	.935	25	77	102	6.0	23	0	7	24	17	6	161	9.5
TOTAL	17-2	286/16.8	58-110	.527	16-35	.457	29-31	.935	25	77	102	6.0	23	0	7	24	17	6	161	9.5

## Pritzl, Brevin

Season	gp-gs	min/avg	Total		3-Point		F-Throws		Rebounds				pf	fo	ast	to	blk	stl	Scoring	
			fg-fga	pct	fg-fga	pct	ft-fa	pct	off	def	tot	avg							pts	avg
2015-16	1-0	4/4.0	0-0	.000	0-0	.000	0-0	.000	0	0	0	0.0	0	0	0	1	0	0	0	0.0
2016-17	24-0	195/8.1	13-38	.342	5-21	.238	14-19	.737	14	12	26	1.1	18	0	2	5	0	7	45	1.9
2017-18	32-21	938/29.3	93-234	.397	53-149	.356	47-55	.855	30	92	122	3.8	56	1	33	17	7	26	286	8.9
2018-19	34-0	668/19.6	50-108	.463	32-78	.410	30-36	.833	15	68	83	2.4	36	0	17	10	3	10	162	4.8
2019-20	27-4	711/26.3	72-180	.400	45-120	.375	29-35	.829	22	77	99	3.7	40	0	20	19	5	15	218	8.1
TOTAL	118-25	2516/21.3	228-560	.407	135-368	.367	120-145	.828	81	249	330	2.8	150	1	72	52	15	58	711	6.0

## Qawi, Samad

Season	gp-gs	min/avg	Total		3-Point		F-Throws		Rebounds				pf	fo	ast	to	blk	stl	Scoring	
			fg-fga	pct	fg-fga	pct	ft-fa	pct	off	def	tot	avg							pts	avg
2019-20	7-0	7/1.0	0-1	.000	0-0	.000	0-0	.000	1	0	1	0.1	2	0	0	1	0	0	0	0.0
TOTAL	7-0	7/1.0	0-1	.000	0-0	.000	0-0	.000	1	0	1	0.1	2	0	0	1	0	0	0	0.0

## Reuvers, Nate

Season	gp-gs	min/avg	Total		3-Point		F-Throws		Rebounds				pf	fo	ast	to	blk	stl	Scoring	
			fg-fga	pct	fg-fga	pct	ft-fa	pct	off	def	tot	avg							pts	avg
2017-18	28-15	466/16.6	58-152	.382	12-47	.255	20-24	.833	19	36	55	2.0	67	0	22	29	26	7	148	5.3
2018-19	34-34	779/22.9	105-234	.449	32-84	.381	26-41	.634	42	91	133	3.9	81	1	34	32	60	10	268	7.9
2019-20	27-27	714/26.4	134-298	.450	28-85	.329	73-95	.768	32	94	126	4.7	82	2	15	42	54	12	369	13.7
TOTAL	89-76	1959/22.0	297-684	.434	72-216	.333	119-160	.744	93	221	314	3.5	230	3	71	103	140	29	785	8.8

## Trice, D'Mitrik

Season	gp-gs	min/avg	Total		3-Point		F-Throws		Rebounds				pf	fo	ast	to	blk	stl	Scoring	
			fg-fga	pct	fg-fga	pct	ft-fa	pct	off	def	tot	avg							pts	avg
2016-17	37-2	677/18.3	70-184	.380	38-91	.418	30-38	.789	7	62	69	1.9	51	0	63	37	3	20	208	5.6
2017-18	10-10	315/31.5	35-92	.380	12-40	.300	12-17	.706	2	18	20	2.0	13	0	23	13	1	6	94	9.4
2018-19	34-34	1107/32.6	133-346	.384	76-195	.390	51-68	.750	6	88	94	2.8	65	1	90	45	1	30	393	11.6
2019-20	27-27	848/31.4	88-231	.381	48-130	.369	37-48	.771	7	103	110	4.1	32	0	112	47	2	22	261	9.7
TOTAL	108-73	2947/27.3	326-853	.382	174-456	.382	130-171	.760	22	271	293	2.7	161	1	288	142	7	78	956	8.9

## Wahl, Tyler

Season	gp-gs	min/avg	Total		3-Point		F-Throws		Rebounds				pf	fo	ast	to	blk	stl	Scoring	
			fg-fga	pct	fg-fga	pct	ft-fa	pct	off	def	tot	avg							pts	avg
2019-20	27-3	446/16.5	30-72	.417	5-26	.192	7-18	.389	33	46	79	2.9	60	0	31	31	4	19	72	2.7
TOTAL	27-3	446/16.5	30-72	.417	5-26	.192	7-18	.389	33	46	79	2.9	60	0	31	31	4	19	72	2.7

# SEASON STATISTICS

Updated Through February 23, 2020

RECORD:	OVERALL	HOME	AWAY	NEUTRAL
ALL GAMES	17-10	13-1	4-6	0-3
CONFERENCE	10-6	7-1	3-5	0-0
NON-CONFERENCE	7-4	6-0	1-1	0-3

##	Player	gp-gs	min	avg	Total		3-Point		F-Throw		Rebounds				pf	dq	a	to	blk	stl	pts	avg
					fg-fga	fg%	3fg-fga	3fg%	ft-fa	ft%	off	def	tot	avg								
35	Reuvers, Nate	27-27	714	26.4	134-298	.450	28-85	.329	73-95	.768	32	94	126	4.7	82	2	15	42	54	12	369	13.7
23	King, Kobe	19-19	538	28.3	73-159	.459	7-28	.250	37-55	.673	22	32	54	2.8	27	0	30	29	6	10	190	10.0
00	Trice, D'Mitrik	27-27	848	31.4	88-231	.381	48-130	.369	37-48	.771	7	103	110	4.1	32	0	112	47	2	22	261	9.7
34	Davison, Brad	26-26	789	30.3	78-198	.394	41-114	.360	53-60	.883	16	93	109	4.2	66	1	44	25	0	19	250	9.6
11	Potter, Micah	17-2	286	16.8	58-110	.527	16-35	.457	29-31	.935	25	77	102	6.0	23	0	7	24	17	6	161	9.5
01	Pritzl, Brevin	27-4	711	26.3	72-180	.400	45-120	.375	29-35	.829	22	77	99	3.7	40	0	20	19	5	15	218	8.1
02	Ford, Aleem	27-27	659	24.4	79-186	.425	34-100	.340	26-37	.703	32	79	111	4.1	53	2	31	29	11	15	218	8.1
05	Wahl, Tyler	27-3	446	16.5	30-72	.417	5-26	.192	7-18	.389	33	46	79	2.9	60	0	31	31	4	19	72	2.7
12	Anderson, Trevor	27-0	331	12.3	15-42	.357	7-24	.292	11-14	.786	6	31	37	1.4	15	0	37	16	1	4	48	1.8
03	McGrory, Walt	13-0	58	4.5	5-13	.385	2-7	.286	3-4	.750	2	7	9	0.7	9	0	5	1	0	1	15	1.2
32	Hedstrom, Joe	6-0	14	2.3	1-2	.500	0-0	.000	0-0	.000	1	1	2	0.3	3	0	0	1	0	0	2	0.3
31	Ballard, Michael	9-0	9	1.0	0-0	.000	0-0	.000	2-2	1.000	0	1	1	0.1	0	0	0	0	0	0	2	0.2
15	Cuevas, Courtland	6-0	6	1.0	0-1	.000	0-1	.000	1-2	.500	0	0	0	0.0	0	0	0	0	0	1	1	0.2
04	Higginbottom, Carter	9-0	9	1.0	0-1	.000	0-0	.000	0-0	.000	0	1	1	0.1	0	0	0	1	0	0	0	0.0
20	Qawi, Samad	7-0	7	1.0	0-1	.000	0-0	.000	0-0	.000	1	0	1	0.1	2	0	0	1	0	0	0	0.0
Team											25	48	73				12					
Total.....		27	5425		633-1494	.424	233-670	.348	308-401	.768	224	690	914	33.9	412	5	332	278	100	124	1807	66.9
Opponents.....		27	5425		623-1517	.411	172-509	.338	262-374	.701	244	682	926	34.3	450	7	306	307	78	140	1680	62.2

TEAM STATISTICS	WIS	OPP	Date	Opponent	Score	Att.
SCORING	1807	1680	11/05/19	vs Saint Mary's (CA)	Lot 63-65	3301
Points per game	66.9	62.2	11/08/19	EASTERN ILL.	w 65-52	17106
Scoring margin	+4.7	-	11/13/19	MCNEESE	w 83-63	16816
FIELD GOALS-ATT	633-1494	623-1517	11/17/19	MARQUETTE	w 77-61	17287
Field goal pct	.424	.411	11/21/19	GREEN BAY	w 88-70	16837
3 POINT FG-ATT	233-670	172-509	11/25/19	vs Richmond	L 52-62	0
3-point FG pct	.348	.338	11/26/19	vs New Mexico	L 50-59	0
3-pt FG made per game	8.6	6.4	12/04/19	at NC State	L 54-69	16035
FREE THROWS-ATT	308-401	262-374	* 12/07/19	INDIANA	w 84-64	17287
Free throw pct	.768	.701	* 12/11/19	at Rutgers	L 65-72	6361
F-Throws made per game	11.4	9.7	12/21/19	MILWAUKEE	w 83-64	17030
REBOUNDS	914	926	12/28/19	at Tennessee	w 68-48	21678
Rebounds per game	33.9	34.3	12/31/19	RIDER	w 65-37	16016
Rebounding margin	-0.4	-	* 01/03/20	at Ohio St.	w 61-57	19049
ASSISTS	332	306	* 01/08/20	ILLINOIS	L 70-71	16108
Assists per game	12.3	11.3	* 01/11/20	at Penn St.	w 58-49	10139
TURNOVERS	278	307	* 01/14/20	MARYLAND	w 56-54	16157
Turnovers per game	10.3	11.4	* 01/17/20	at Michigan St.	L 55-67	14797
Turnover margin	+1.1	-	* 01/21/20	NEBRASKA	w 82-68	16856
Assist/turnover ratio	1.2	1.0	* 01/24/20	at Purdue	L 51-70	14804
STEALS	124	140	* 01/27/20	at Iowa	L 62-68	12566
Steals per game	4.6	5.2	* 02/01/20	MICHIGAN ST.	w 64-63	17287
BLOCKS	100	78	* 02/05/20	at Minnesota	L 52-70	11389
Blocks per game	3.7	2.9	* 02/09/20	OHIO ST.	w 70-57	17287
ATTENDANCE	236403	145983	* 02/15/20	at Nebraska	w 81-64	15864
Home games-Avg/Game	14-16886	10-14268	* 02/18/20	PURDUE	w 69-65	17042
Neutral site-Avg/Game	-	3-1100	* 02/23/20	RUTGERS	w 79-71	17287

\* = Conference game

Score by Periods	1st	2nd	OT	Totals
Wisconsin	891	907	9	1807
Opponents	795	874	11	1680

# BIG TEN STATISTICS

Updated Through February 23, 2020

RECORD:	OVERALL	HOME	AWAY	NEUTRAL
ALL GAMES	10-6	7-1	3-5	0-0
CONFERENCE	10-6	7-1	3-5	0-0
NON-CONFERENCE	0-0	0-0	0-0	0-0

##	Player	gp-gs	min	avg	Total		3-Point		F-Throw		Rebounds				pf	dq	a	to	blk	stl	pts	avg
					fg-fga	fg%	3fg-fga	3fg%	ft-fa	ft%	off	def	tot	avg								
35	Reuvers, Nate	16-16	393	24.6	72-176	.409	18-52	.346	42-56	.750	16	49	65	4.1	51	1	8	16	26	7	204	12.8
23	King, Kobe	9-9	260	28.9	48-92	.522	3-12	.250	14-23	.609	9	11	20	2.2	14	0	19	12	4	3	113	12.6
11	Potter, Micah	14-2	247	17.6	53-97	.546	16-33	.485	23-25	.920	25	63	88	6.3	19	0	7	20	13	6	145	10.4
34	Davison, Brad	15-15	454	30.3	42-114	.368	26-70	.371	30-35	.857	9	56	65	4.3	40	1	19	13	0	7	140	9.3
00	Trice, D'Mitrik	16-16	494	30.9	44-125	.352	23-66	.348	22-30	.733	4	57	61	3.8	24	0	73	29	1	9	133	8.3
01	Pritzl, Brevin	16-3	449	28.1	42-112	.375	27-73	.370	18-21	.857	8	45	53	3.3	19	0	11	9	2	10	129	8.1
02	Ford, Aleem	16-16	381	23.8	40-94	.426	20-56	.357	11-14	.786	15	44	59	3.7	26	0	15	12	7	7	111	6.9
05	Wahl, Tyler	16-3	278	17.4	19-47	.404	1-16	.063	2-8	.250	22	25	47	2.9	36	0	18	19	3	13	41	2.6
12	Anderson, Trevor	16-0	219	13.7	13-30	.433	6-17	.353	5-6	.833	3	17	20	1.3	7	0	23	11	1	2	37	2.3
31	Ballard, Michael	3-0	3	1.0	0-0	.000	0-0	.000	2-2	1.000	0	0	0	0.0	0	0	0	0	0	0	2	0.7
03	McGrory, Walt	7-0	10	1.4	1-2	.500	1-1	1.000	1-2	.500	0	0	0	0.0	3	0	2	0	0	1	4	0.6
04	Higginbottom, Carter	4-0	4	1.0	0-1	.000	0-0	.000	0-0	.000	0	0	0	0.0	0	0	0	0	0	0	0	0.0
20	Qawi, Samad	3-0	3	1.0	0-1	.000	0-0	.000	0-0	.000	1	0	1	0.3	2	0	0	0	0	0	0	0.0
15	Cuevas, Courtland	2-0	2	1.0	0-0	.000	0-0	.000	0-0	.000	0	0	0	0.0	0	0	0	0	0	0	0	0.0
32	Hedstrom, Joe	1-0	3	3.0	0-0	.000	0-0	.000	0-0	.000	0	0	0	0.0	1	0	0	0	0	0	0	0.0
Team											16	27	43					8				
Total.....		16	3200		374-891	.420	141-396	.356	170-222	.766	128	394	522	32.6	242	2	195	149	57	65	1059	66.2
Opponents.....		16	3200		381-915	.416	103-313	.329	165-232	.711	163	417	580	36.2	260	3	191	170	48	79	1030	64.4

## TEAM STATISTICS

	WIS	OPP
SCORING	1059	1030
Points per game	66.2	64.4
Scoring margin	+1.8	-
FIELD GOALS-ATT	374-891	381-915
Field goal pct	.420	.416
3 POINT FG-ATT	141-396	103-313
3-point FG pct	.356	.329
3-pt FG made per game	8.8	6.4
FREE THROWS-ATT	170-222	165-232
Free throw pct	.766	.711
F-Throws made per game	10.6	10.3
REBOUNDS	522	580
Rebounds per game	32.6	36.2
Rebounding margin	-3.6	-
ASSISTS	195	191
Assists per game	12.2	11.9
TURNOVERS	149	170
Turnovers per game	9.3	10.6
Turnover margin	+1.3	-
Assist/turnover ratio	1.3	1.1
STEALS	65	79
Steals per game	4.1	4.9
BLOCKS	57	48
Blocks per game	3.6	3.0
ATTENDANCE	135311	104969
Home games-Avg/Game	8-16914	8-13121
Neutral site-Avg/Game	-	0-0

Score by Periods	1st	2nd	Totals
Wisconsin	529	530	1059
Opponents	478	552	1030

Date	Opponent		Score	Att.
* 12/07/19	INDIANA	W	84-64	17287
* 12/11/19	at Rutgers	L	65-72	6361
* 01/03/20	at Ohio St.	W	61-57	19049
* 01/08/20	ILLINOIS	L	70-71	16108
* 01/11/20	at Penn St.	W	58-49	10139
* 01/14/20	MARYLAND	W	56-54	16157
* 01/17/20	at Michigan St.	L	55-67	14797
* 01/21/20	NEBRASKA	W	82-68	16856
* 01/24/20	at Purdue	L	51-70	14804
* 01/27/20	at Iowa	L	62-68	12566
* 02/01/20	MICHIGAN ST.	W	64-63	17287
* 02/05/20	at Minnesota	L	52-70	11389
* 02/09/20	OHIO ST.	W	70-57	17287
* 02/15/20	at Nebraska	W	81-64	15864
* 02/18/20	PURDUE	W	69-65	17042
* 02/23/20	RUTGERS	W	79-71	17287

\* = Conference game



# HOME STATISTICS

Updated Through February 23, 2020

RECORD:	OVERALL	HOME	AWAY	NEUTRAL
ALL GAMES	13-1	13-1	0-0	0-0
CONFERENCE	7-1	7-1	0-0	0-0
NON-CONFERENCE	6-0	6-0	0-0	0-0

##	Player	gp-gs	min	avg	Total		3-Point		F-Throw		Rebounds				pf	dq	a	to	blk	stl	pts	avg
					fg-fga	fg%	3fg-fga	3fg%	ft-fa	ft%	off	def	tot	avg								
35	Reuvers, Nate	14-14	357	25.5	69-145	.476	16-44	.364	44-52	.846	16	48	64	4.6	42	1	9	20	33	8	198	14.1
23	King, Kobe	9-9	259	28.8	38-79	.481	5-15	.333	21-26	.808	15	14	29	3.2	12	0	17	10	3	6	102	11.3
34	Davison, Brad	13-13	392	30.2	44-95	.463	23-53	.434	34-38	.895	4	42	46	3.5	29	0	26	10	0	12	145	11.2
01	Pritzl, Brevin	14-3	371	26.5	49-105	.467	30-65	.462	23-27	.852	14	46	60	4.3	21	0	14	13	3	7	151	10.8
02	Ford, Aleem	14-14	363	25.9	52-108	.481	26-61	.426	11-14	.786	16	47	63	4.5	28	1	18	13	8	9	141	10.1
00	Trice, D'Mitrik	14-14	444	31.7	45-117	.385	25-63	.397	22-29	.759	5	52	57	4.1	15	0	69	26	1	14	137	9.8
11	Potter, Micah	9-2	152	16.9	27-51	.529	10-20	.500	21-23	.913	11	38	49	5.4	8	0	4	11	12	3	85	9.4
05	Wahl, Tyler	14-1	199	14.2	14-32	.438	3-14	.214	5-8	.625	13	22	35	2.5	31	0	17	19	2	12	36	2.6
12	Anderson, Trevor	14-0	170	12.1	6-19	.316	3-11	.273	8-10	.800	3	19	22	1.6	10	0	23	6	0	3	23	1.6
03	McGrory, Walt	9-0	53	5.9	4-12	.333	1-6	.167	3-4	.750	2	7	9	1.0	8	0	4	1	0	0	12	1.3
32	Hedstrom, Joe	5-0	13	2.6	1-2	.500	0-0	.000	0-0	.000	1	1	2	0.4	3	0	0	1	0	0	2	0.4
31	Ballard, Michael	8-0	8	1.0	0-0	.000	0-0	.000	2-2	1.000	0	1	1	0.1	0	0	0	0	0	0	2	0.3
15	Cuevas, Courtland	6-0	6	1.0	0-1	.000	0-1	.000	1-2	.500	0	0	0	0.0	0	0	0	0	0	1	1	0.2
04	Higginbottom, Carter	7-0	7	1.0	0-1	.000	0-0	.000	0-0	.000	0	1	1	0.1	0	0	0	1	0	0	0	0.0
20	Qawi, Samad	6-0	6	1.0	0-1	.000	0-0	.000	0-0	.000	1	0	1	0.2	2	0	0	1	0	0	0	0.0
Team											11	25	36					5				
Total.....		14	2800		349-768	.454	142-353	.402	195-235	.830	112	363	475	33.9	209	2	201	137	62	75	1035	73.9
Opponents.....		14	2800		319-782	.408	90-261	.345	132-188	.702	114	325	439	31.4	258	3	151	164	33	68	860	61.4

TEAM STATISTICS	WIS	OPP	Date	Opponent	Score	Att.
SCORING	1035	860	11/08/19	EASTERN ILL.	w 65-52	17106
Points per game	73.9	61.4	11/13/19	MCNEESE	w 83-63	16816
Scoring margin	+12.5	-	11/17/19	MARQUETTE	w 77-61	17287
FIELD GOALS-ATT	349-768	319-782	11/21/19	GREEN BAY	w 88-70	16837
Field goal pct	.454	.408	* 12/07/19	INDIANA	w 84-64	17287
3 POINT FG-ATT	142-353	90-261	12/21/19	MILWAUKEE	w 83-64	17030
3-point FG pct	.402	.345	12/31/19	RIDER	w 65-37	16016
3-pt FG made per game	10.1	6.4	* 01/08/20	ILLINOIS	L 70-71	16108
FREE THROWS-ATT	195-235	132-188	* 01/14/20	MARYLAND	w 56-54	16157
Free throw pct	.830	.702	* 01/21/20	NEBRASKA	w 82-68	16856
F-Throws made per game	13.9	9.4	* 02/01/20	MICHIGAN ST.	w 64-63	17287
REBOUNDS	475	439	* 02/09/20	OHIO ST.	w 70-57	17287
Rebounds per game	33.9	31.4	* 02/18/20	PURDUE	w 69-65	17042
Rebounding margin	+2.6	-	* 02/23/20	RUTGERS	w 79-71	17287
ASSISTS	201	151	* = Conference game			
Assists per game	14.4	10.8				
TURNOVERS	137	164				
Turnovers per game	9.8	11.7				
Turnover margin	+1.9	-				
Assist/turnover ratio	1.5	0.9				
STEALS	75	68				
Steals per game	5.4	4.9				
BLOCKS	62	33				
Blocks per game	4.4	2.4				
ATTENDANCE	236403	0				
Home games-Avg/Game	14-16886	0-0				
Neutral site-Avg/Game	-	0-0				

Score by Periods	1st	2nd	Totals
Wisconsin	521	514	1035
Opponents	389	471	860

# AWAY/NEUTRAL STATISTICS

Updated Through February 15, 2020

RECORD:	OVERALL	HOME	AWAY	NEUTRAL
ALL GAMES	4-9	0-0	4-6	0-3
CONFERENCE	3-5	0-0	3-5	0-0
NON-CONFERENCE	1-4	0-0	1-1	0-3

##	Player	gp-gs	min	avg	Total		3-Point		F-Throw		Rebounds				pf	dq	a	to	blk	stl	pts	avg
					fg-fga	fg%	3fg-fga	3fg%	ft-fa	ft%	off	def	tot	avg								
35	Reuvers, Nate	13-13	357	27.5	65-153	.425	12-41	.293	29-43	.674	16	46	62	4.8	40	1	6	22	21	4	171	13.2
00	Trice, D'Mitrik	13-13	404	31.1	43-114	.377	23-67	.343	15-19	.789	2	51	53	4.1	17	0	43	21	1	8	124	9.5
11	Potter, Micah	8-0	134	16.8	31-59	.525	6-15	.400	8-8	1.000	14	39	53	6.6	15	0	3	13	5	3	76	9.5
23	King, Kobe	10-10	279	27.9	35-80	.438	2-13	.154	16-29	.552	7	18	25	2.5	15	0	13	19	3	4	88	8.8
34	Davison, Brad	13-13	397	30.5	34-103	.330	18-61	.295	19-22	.864	12	51	63	4.8	37	1	18	15	0	7	105	8.1
02	Ford, Aleem	13-13	296	22.8	27-78	.346	8-39	.205	15-23	.652	16	32	48	3.7	25	1	13	16	3	6	77	5.9
01	Pritzl, Brevin	13-1	340	26.2	23-75	.307	15-55	.273	6-8	.750	8	31	39	3.0	19	0	6	6	2	8	67	5.2
05	Wahl, Tyler	13-2	247	19.0	16-40	.400	2-12	.167	2-10	.200	20	24	44	3.4	29	0	14	12	2	7	36	2.8
12	Anderson, Trevor	13-0	161	12.4	9-23	.391	4-13	.308	3-4	.750	3	12	15	1.2	5	0	14	10	1	1	25	1.9
03	McGrory, Walt	4-0	5	1.3	1-1	1.000	1-1	1.000	0-0	.000	0	0	0	0.0	1	0	1	0	0	1	3	0.8
20	Qawi, Samad	1-0	1	1.0	0-0	.000	0-0	.000	0-0	.000	0	0	0	0.0	0	0	0	0	0	0	0	0.0
04	Higginbottom, Carter	2-0	2	1.0	0-0	.000	0-0	.000	0-0	.000	0	0	0	0.0	0	0	0	0	0	0	0	0.0
32	Hedstrom, Joe	1-0	1	1.0	0-0	.000	0-0	.000	0-0	.000	0	0	0	0.0	0	0	0	0	0	0	0	0.0
31	Ballard, Michael	1-0	1	1.0	0-0	.000	0-0	.000	0-0	.000	0	0	0	0.0	0	0	0	0	0	0	0	0.0
Team											14	23	37					7				
Total.....		13	2625		284-726	.391	91-317	.287	113-166	.681	112	327	439	33.8	203	3	131	141	38	49	772	59.4
Opponents.....		13	2625		304-735	.414	82-248	.331	130-186	.699	130	357	487	37.5	192	4	155	143	45	72	820	63.1

## TEAM STATISTICS

WIS

OPP

SCORING	772	820
Points per game	59.4	63.1
Scoring margin	-3.7	-
FIELD GOALS-ATT	284-726	304-735
Field goal pct	.391	.414
3 POINT FG-ATT	91-317	82-248
3-point FG pct	.287	.331
3-pt FG made per game	7.0	6.3
FREE THROWS-ATT	113-166	130-186
Free throw pct	.681	.699
F-Throws made per game	8.7	10.0
REBOUNDS	439	487
Rebounds per game	33.8	37.5
Rebounding margin	-3.7	-
ASSISTS	131	155
Assists per game	10.1	11.9
TURNOVERS	141	143
Turnovers per game	10.8	11.0
Turnover margin	+0.2	-
Assist/turnover ratio	0.9	1.1
STEALS	49	72
Steals per game	3.8	5.5
BLOCKS	38	45
Blocks per game	2.9	3.5
ATTENDANCE	0	145983
Home games-Avg/Game	0-0	10-14268
Neutral site-Avg/Game	-	3-1100

Date

Opponent

Score

Att.

11/05/19	vs Saint Mary's (CA)	Lot	63-65	3301
11/25/19	vs Richmond	L	52-62	0
11/26/19	vs New Mexico	L	50-59	0
12/04/19	at NC State	L	54-69	16035
* 12/11/19	at Rutgers	L	65-72	6361
12/28/19	at Tennessee	W	68-48	21678
* 01/03/20	at Ohio St.	W	61-57	19049
* 01/11/20	at Penn St.	W	58-49	10139
* 01/17/20	at Michigan St.	L	55-67	14797
* 01/24/20	at Purdue	L	51-70	14804
* 01/27/20	at Iowa	L	62-68	12566
* 02/05/20	at Minnesota	L	52-70	11389
* 02/15/20	at Nebraska	W	81-64	15864

\* = Conference game

## Score by Periods

1st

2nd

OT

Totals

Wisconsin	370	393	9	772
Opponents	406	403	11	820

# GAME-BY-GAME STATISTICS

Updated Through February 23, 2020

## WISCONSIN

Opponent	Date	Score		Total		3-Pointers		Free throws		Rebounds				pf	a	t/o	blk	stl	pts	avg
				fg-fga	pct	3fg-fga	pct	ft-fa	pct	off	def	tot	avg							
vs Saint Mary's (CA)	11/05/19	63-65	Lot	22-52	.423	5-19	.263	14-20	.700	7	21	28	28.0	14	8	14	4	1	63	63.0
EASTERN ILL.	11/08/19	65-52	W	21-55	.382	3-18	.167	20-24	.833	12	30	42	35.0	13	7	11	12	6	65	64.0
MCNEESE	11/13/19	83-63	W	29-55	.527	10-28	.357	15-18	.833	7	21	28	32.7	15	19	9	3	10	83	70.3
MARQUETTE	11/17/19	77-61	W	24-56	.429	11-23	.478	18-20	.900	9	28	37	33.8	19	11	12	3	6	77	72.0
GREEN BAY	11/21/19	88-70	W	32-62	.516	15-31	.484	9-10	.900	9	30	39	34.8	15	24	13	1	3	88	75.2
vs Richmond	11/25/19	52-62	L	17-50	.340	7-27	.259	11-14	.786	8	28	36	35.0	14	7	15	2	6	52	71.3
vs New Mexico	11/26/19	50-59	L	18-53	.340	2-26	.077	12-16	.750	12	22	34	34.9	16	6	14	1	5	50	68.3
at NC State	12/04/19	54-69	L	21-56	.375	5-23	.217	7-15	.467	14	23	37	35.1	11	7	9	4	3	54	66.5
INDIANA	12/07/19	84-64	W	30-56	.536	8-20	.400	16-18	.889	8	21	29	34.4	18	13	4	6	5	84	68.4
at Rutgers	12/11/19	65-72	L	23-48	.479	8-23	.348	11-16	.688	3	23	26	33.6	17	9	14	4	5	65	68.1
MILWAUKEE	12/21/19	83-64	W	26-52	.500	10-22	.455	21-26	.808	7	29	36	33.8	19	17	9	4	6	83	69.5
at Tennessee	12/28/19	68-48	W	25-57	.439	11-26	.423	7-9	.778	6	26	32	33.7	20	13	9	2	7	68	69.3
RIDER	12/31/19	65-37	W	24-55	.436	13-31	.419	4-7	.571	5	38	43	34.4	14	18	14	7	6	65	69.0
at Ohio St.	01/03/20	61-57	W	21-56	.375	6-23	.261	13-16	.813	12	22	34	34.4	16	8	10	0	5	61	68.4
ILLINOIS	01/08/20	70-71	L	23-53	.434	4-15	.267	20-23	.870	10	22	32	34.2	16	5	8	6	3	70	68.5
at Penn St.	01/11/20	58-49	W	22-55	.400	6-21	.286	8-14	.571	9	31	40	34.6	17	10	9	2	3	58	67.9
MARYLAND	01/14/20	56-54	W	22-49	.449	7-21	.333	5-8	.625	4	20	24	33.9	13	11	7	2	5	56	67.2
at Michigan St.	01/17/20	55-67	L	21-59	.356	4-19	.211	9-11	.818	9	23	32	33.8	12	11	9	3	5	55	66.5
NEBRASKA	01/21/20	82-68	W	29-63	.460	18-34	.529	6-8	.750	10	30	40	34.2	16	23	11	4	5	82	67.3
at Purdue	01/24/20	51-70	L	20-46	.435	7-22	.318	4-8	.500	2	14	16	33.2	9	12	11	5	3	51	66.5
at Iowa	01/27/20	62-68	L	24-64	.375	8-28	.286	6-11	.545	9	31	40	33.6	28	12	9	4	2	62	66.3
MICHIGAN ST.	02/01/20	64-63	W	22-54	.407	8-25	.320	12-15	.800	4	30	34	33.6	9	10	10	4	8	64	66.2
at Minnesota	02/05/20	52-70	L	19-67	.284	7-29	.241	7-11	.636	15	30	45	34.1	15	9	7	3	1	52	65.6
OHIO ST.	02/09/20	70-57	W	24-58	.414	12-32	.375	10-12	.833	12	19	31	34.0	16	17	9	5	7	70	65.8
at Nebraska	02/15/20	81-64	W	31-63	.492	15-31	.484	4-5	.800	6	33	39	34.2	14	19	11	4	3	81	66.4
PURDUE	02/18/20	69-65	W	19-50	.380	12-31	.387	19-20	.950	10	20	30	34.0	14	13	9	3	3	69	66.5
RUTGERS	02/23/20	79-71	W	24-50	.480	11-22	.500	20-26	.769	5	25	30	33.9	12	13	11	2	2	79	66.9
Wisconsin		1807		633-1494	.424	233-670	.348	308-401	.768	224	690	914	33.9	412	332	278	100	124	1807	66.9
Opponents		1680		623-1517	.411	172-509	.338	262-374	.701	244	682	926	34.3	450	306	307	78	140	1680	62.2

Games played: 27

Points/game: 66.9

FG Pct: 42.4

3FG Pct: 34.8

FT Pct: 76.8

Rebounds/game: 33.9

Assists/game: 12.3

Turnovers/game: 10.3

Assist/turnover ratio: 1.2

Steals/game: 4.6

Blocks/game: 3.7

# GAME-BY-GAME STATISTICS

Updated Through February 23, 2020

## OPPONENT

Opponent	Date	Score		Total		3-Pointers		Free throws		Rebounds				pf	a	t/o	blk	stl	pts	avg
				fg-fga	pct	3fg-fga	pct	ft-fa	pct	off	def	tot	avg							
vs Saint Mary's (CA)	11/05/19	63-65	Lot	24-61	.393	8-18	.444	9-13	.692	13	23	36	36.0	20	10	15	2	6	65	65.0
EASTERN ILL.	11/08/19	65-52	W	21-63	.333	7-19	.368	3-8	.375	11	24	35	35.5	22	10	11	4	6	52	58.5
MCNEESE	11/13/19	83-63	W	21-45	.467	8-21	.381	13-17	.765	5	19	24	31.7	21	13	18	2	4	63	60.0
MARQUETTE	11/17/19	77-61	W	19-51	.373	9-19	.474	14-17	.824	5	24	29	31.0	16	9	15	3	2	61	60.2
GREEN BAY	11/21/19	88-70	W	29-61	.475	4-20	.200	8-11	.727	3	22	25	29.8	16	16	9	3	8	70	62.2
vs Richmond	11/25/19	52-62	L	26-56	.464	6-17	.353	4-6	.667	4	27	31	30.0	16	12	10	3	7	62	62.2
vs New Mexico	11/26/19	50-59	L	22-50	.440	3-13	.231	12-15	.800	8	26	34	30.6	17	13	13	1	3	59	61.7
at NC State	12/04/19	54-69	L	27-56	.482	8-20	.400	7-10	.700	8	24	32	30.8	10	6	6	6	7	69	62.6
INDIANA	12/07/19	84-64	W	21-50	.420	5-14	.357	17-26	.654	10	18	28	30.4	19	12	12	3	3	64	62.8
at Rutgers	12/11/19	65-72	L	29-63	.460	5-19	.263	9-13	.692	14	26	40	31.4	19	10	11	3	8	72	63.7
MILWAUKEE	12/21/19	83-64	W	22-52	.423	8-17	.471	12-19	.632	6	21	27	31.0	22	9	11	2	3	64	63.7
at Tennessee	12/28/19	68-48	W	16-46	.348	6-18	.333	10-19	.526	10	27	37	31.5	14	12	17	3	5	48	62.4
RIDER	12/31/19	65-37	W	15-61	.246	2-14	.143	5-7	.714	8	28	36	31.8	16	5	12	1	10	37	60.5
at Ohio St.	01/03/20	61-57	W	19-47	.404	6-20	.300	13-17	.765	8	24	32	31.9	17	8	14	1	4	57	60.2
ILLINOIS	01/08/20	70-71	L	28-57	.491	7-16	.438	8-15	.533	8	21	29	31.7	22	11	7	2	1	71	60.9
at Penn St.	01/11/20	58-49	W	17-52	.327	5-21	.238	10-14	.714	6	27	33	31.8	14	8	10	5	6	49	60.2
MARYLAND	01/14/20	56-54	W	19-47	.404	7-22	.318	9-13	.692	10	25	35	31.9	14	7	14	0	2	54	59.8
at Michigan St.	01/17/20	55-67	L	27-58	.466	6-16	.375	7-10	.700	10	31	41	32.4	13	20	12	2	4	67	60.2
NEBRASKA	01/21/20	82-68	W	26-60	.433	6-22	.273	10-15	.667	8	25	33	32.5	13	12	10	3	6	68	60.6
at Purdue	01/24/20	51-70	L	27-60	.450	9-19	.474	7-9	.778	16	26	42	33.0	10	15	11	5	8	70	61.1
at Iowa	01/27/20	62-68	L	20-60	.333	3-20	.150	25-32	.781	13	33	46	33.6	15	10	9	7	2	68	61.4
MICHIGAN ST.	02/01/20	64-63	W	25-63	.397	10-25	.400	3-4	.750	8	29	37	33.7	16	14	12	3	5	63	61.5
at Minnesota	02/05/20	52-70	L	25-61	.410	9-22	.409	11-16	.688	10	36	46	34.3	15	16	5	5	5	70	61.9
OHIO ST.	02/09/20	70-57	W	18-49	.367	6-19	.316	15-16	.938	10	22	32	34.2	16	7	14	4	5	57	61.7
at Nebraska	02/15/20	81-64	W	25-65	.385	8-25	.320	6-12	.500	10	27	37	34.3	12	15	10	2	7	64	61.8
PURDUE	02/18/20	69-65	W	25-63	.397	7-19	.368	8-10	.800	15	22	37	34.4	24	13	9	1	5	65	61.9
RUTGERS	02/23/20	79-71	W	30-60	.500	4-14	.286	7-10	.700	7	25	32	34.3	21	13	10	2	8	71	62.2
Opponents		1680		623-1517	.411	172-509	.338	262-374	.701	244	682	926	34.3	450	306	307	78	140	1680	62.2
Wisconsin		1807		633-1494	.424	233-670	.348	308-401	.768	224	690	914	33.9	412	332	278	100	124	1807	66.9

Games played: 27

Points/game: 62.2

FG Pct: 41.1

3FG Pct: 33.8

FT Pct: 70.1

Rebounds/game: 34.3

Assists/game: 11.3

Turnovers/game: 11.4

Assist/turnover ratio: 1.0

Steals/game: 5.2

Blocks/game: 2.9



# GAME 1: #20 SAINT MARY'S 65, WISCONSIN 63 (OT)

Nov. 5, 2019 • Sioux Falls, S.D. • Sanford Pentagon



Official Basketball Box Score - Final  
Saint Mary's (CA) at Wisconsin  
11/05/19 Sanford Pentagon, Sioux Falls, SD  
2019-20 Men's Basketball

Game Time: 8:00 PM  
Game Duration: 2:14  
Attendance: 3,301

Officials: John Higgins, Eric Curry, Kelly Pfeiffer

Saint Mary's (CA) - 65												
Record: 1-0												
NO. Name	Min	FG	3P	FT	Rebounds	Fouls	TP	AS	TO	ST	Blocks	+/-
		M/A	M/A	M/A	OR DR TOT	PF RD					BS BA	
11 Matthias Tass	F 26:19	2-6	0-0	1-2	3 7 10	5 3	5	4	2	0	1	2
24 Malik Fitts	F 39:19	6-13	1-2	3-5	2 3 5	0 3	16	1	3	0	1	6
0 Tanner Krebs	G 39:37	3-6	1-3	2-2	1 7 8	4 2	9	0	1	1	1	0
1 Logan Johnson	G 35:35	1-7	1-3	2-2	1 1 2	1 1	5	0	3	1	0	-3
3 Jordan Ford	G 45:00	11-24	4-8	0-0	1 1 2	2 3	26	3	4	3	0	2
23 Kristers Zoriks	09:25	0-1	0-0	0	2 2 2	1 0	0	1	0	0	0	1
14 Kyle Bowen	07:57	0-1	0-1	1-2	1 0 1	1 0	1	1	0	0	0	1
42 Dan Fotu	15:11	0-1	0-0	0	0 1 1	5 0	0	1	1	1	0	-2
41 Aaron Menzies	01:14	0-0	0-0	0	0 0 0	1 0	0	0	0	0	0	-3
44 Alex Ducas	05:23	1-2	1-1	0	2 0 2	1 1	3	0	0	0	0	8
Team					2 1	2	0	0	1	0	0	8
Totals		24-61	8-18	9-13	13 23 36	24 10	65	10	15	6	2	4

Shooting By Period		
1st FG%	11-27	40.7%
3PT%	6-11	54.5%
FT%	2-4	50%
2nd FG%	11-26	42.3%
3PT%	1-5	20.0%
FT%	1-1	100%
OT FG%	2-8	25.0%
3PT%	1-2	50.0%
FT%	6-8	75%
GM FG%	24-61	39.3%
3PT%	8-18	44.4%
FT%	9-13	69.2%

Wisconsin - 63												
Record: 0-1												
NO. Name	Min	FG	3P	FT	Rebounds	Fouls	TP	AS	TO	ST	Blocks	+/-
		M/A	M/A	M/A	OR DR TOT	PF RD					BS BA	
2 Aleem Ford	F 34:03	3-9	1-6	0-0	2 3 5	3 0	7	2	3	1	0	1
35 Nate Reuvers	F 41:31	8-18	1-4	5-7	2 4 6	2 5	22	0	3	0	4	0
0 D'Mitrik Trice	G 38:42	3-7	2-4	2-2	0 3 3	2 2	10	3	0	0	0	3
23 Kobe King	G 30:05	1-2	0-0	4-7	0 4 4	2 5	6	1	4	0	0	-9
34 Brad Davison	G 37:21	6-13	1-4	3-4	1 3 4	4 6	16	0	1	0	1	-1
12 Trevor Anderson	08:44	0-0	0-0	0	0 1 1	0 1	0	0	0	0	0	0
1 Brevin Pritzl	21:45	0-0	0-0	0	1 2 3	0 1	0	1	0	0	0	5
5 Tyler Wahl	12:08	1-3	0-1	0	0 0 0	1 0	2	1	0	0	0	-11
32 Joe Hedstrom	00:41	0-0	0-0	0	0 0 0	0 0	0	0	0	0	0	0
Team					1 1 2	0	0	0	0	0	0	0
Totals		22-52	5-19	14-20	7 21 28	14 20	63	8	14	1	4	2

Shooting By Period			
1 <sup>st</sup> FG%	10-25	40.0%	
3PT%	2-7	28.6%	
FT%	2-5	40%	
2 <sup>nd</sup> FG%	10-22	45.5%	
3PT%	3-10	30.0%	
FT%	7-9	77.8%	
OT FG%	2-5	40.0%	
3PT%	0-2	0.0%	
FT%	5-6	83.3%	
GM FG%	22-52	42.3%	
3PT%	5-19	26.3%	
FT%	14-20	70.0%	

Dead Ball Rebounds: 6, 3

Technical Fouls: NONE												
Period by Period Scoring												
1st	2nd	OT1	TOT									
SMC	10 (1st 1:14)	8 (1st 7:38)	16 14									
Best Scoring Run	13 (1st 2:10)	9 (2nd 3:29)	20 28									
Lead Changes	8	14	6									
Times Tied	5	8	0									
Time with Lead	24:55	16:47	6									

NOTES: Wisconsin opened its season facing a ranked opponent for the first time since 1995... Nate Reuvers finished with career highs in points (22), FG (8), FGA (18), FT (7) and minutes played (42)...Kobe King had a career high 7 FTA...Joe Hedstrom played his first career game.

# GAME 3: WISCONSIN 83, McNEESE STATE 63

Nov. 13, 2019 • Madison, Wis. • Kohl Center

Official Basketball Box Score - Final  
McNeese at Wisconsin  
11/13/19 Kohl Center, Madison  
2019-20 Men's Basketball

Game Time: 6:00 PM  
Game Duration: 1:56  
Attendance: 15,616

Officials: Lamont Simpson, Bill Be, Edwin Young

McNeese - 63												
Record: 1-3												
NO. Name	Min	FG	3P	FT	Rebounds	Fouls	TP	AS	TO	ST	Blocks	+/-
		M/A	M/A	M/A	OR DR TOT	PF RD					BS BA	
23 Shamarius Kennedy	F 31:14	6-9	0-0	8-10	1 4 5	3 8	20	3	1	0	1	-12
0 Dru Kuehseisen	G 30:26	3-9	3-6	0-0	0 3 3	1 0	9	1	1	0	0	-3
12 A.J. Lawson	G 26:30	4-6	2-2	0-0	0 1 1	3 1	10	3	6	1	0	-12
13 Trey Johnson	G 24:32	1-3	1-2	0-0	0 1 1	1 0	3	1	1	1	1	-20
22 Roydell Brown	G 20:29	3-5	0-0	1-2	0 3 3	4 1	7	0	1	1	0	0
24 Chris Orlina	16:10	2-2	1-1	2-3	2 1 3	2 3	7	0	2	0	0	-21
44 Truman Moore	08:37	0-0	0-0	0	0 1 0	1 2	1	0	1	0	0	-6
2 Sam Baker	16:14	1-5	1-5	0-0	0 0 0	2 0	3	3	3	0	0	-16
3 Leondre Washington	16:22	0-3	0-3	2-2	0 4 4	3 1	2	2	2	1	0	-2
20 Jalen Poyser	06:59	1-3	0-2	0-0	0 0 0	0 0	2	0	0	0	0	-3
11 Myles Hutchinson	02:27	0-0	0-0	0	0 0 0	0 0	0	0	0	0	0	5
Team					1 2 3	0	0	0	0	0	0	0
Totals		21-45	8-21	13-17	5 19 24	21 15	63	13	18	4	2	3

Shooting By Period		
1st FG%	10-22	45.5%
3PT%	3-7	42.9%
FT%	11-14	78.6%
2nd FG%	11-23	47.8%
3PT%	5-14	35.7%
FT%	2-3	66.7%
GM FG%	21-45	46.7%
3PT%	8-21	38.1%
FT%	13-17	76.5%

Wisconsin - 83												
Record: 2-1												
NO. Name	Min	FG	3P	FT	Rebounds	Fouls	TP	AS	TO	ST	Blocks	+/-
		M/A	M/A	M/A	OR DR TOT	PF RD					BS BA	
2 Aleem Ford	F 25:48	7-11	2-4	0-0	1 1 2	3 0	16	1	0	1	1	14
35 Nate Reuvers	F 20:29	4-9	0-2	2-3	2 4 4	4 4	10	2	1	1	0	9
0 D'Mitrik Trice	G 27:37	3-9	2-7	0-0	0 3 3	0 2	8	3	1	1	0	0
1 Brevin Pritzl	G 21:09	4-9	2-6	3-4	2 1 3	2 3	13	2	0	0	1	13
34 Brad Davison	G 33:18	7-8	3-4	7-7	0 3 3	0 6	24	2	3	4	0	20
5 Tyler Wahl	26:01	1-2	0-1	1-2	1 2 3	2 4	3	1	2	0	0	23
3 Walt McGrogy	23:54	3-6	1-3	2-2	0 2 2	1 1	9	2	1	0	0	13
12 Trevor Anderson	12:42	0-0	0-0	0	0 2 2	1 1	0	4	0	1	0	19
32 Joe Hedstrom	04:38	0-0	0-0	0	0 1 1	2 0	0	0	1	0	0	-8
4 Carter Higginbottom	01:06	0-0	0-0	0	0 0 0	0 0	0	0	0	0	0	-2
15 Courtland Cuevas	01:06	0-1	0-0	0	0 1 0	0 0	0	0	0	0	0	-2
20 Samad Qawi	01:06	0-0	0-0	0	0 0 0	0 0	0	0	1	0	0	-2
31 Michael Ballard	01:06	0-0	0-0	0	0 1 1	0 0	0	0	0	0	0	-2
Team					1 3 4	0	0	0	0	0	0	0
Totals		29-55	10-28	15-18	7 21 28	15 21	83	19	9	10	3	2

Shooting By Period			
1 <sup>st</sup>	FG%	12-27	44.4%
	3PT%	3-13	23.1%
	FT%	10-12	83.3%
2 <sup>nd</sup>	FG%	17-28	60.7%
	3PT%	7-15	46.7%
	FT%	5-6	83.3%
GM	FG%	29-55	52.7%
	3PT%	10-28	35.7%
	FT%	15-18	83.3%

Technical Fouls: NONE													
			Period by Period Scoring										
	McNees	UW	Points from		McNees	UW							
Biggest lead	8 (1 <sup>st</sup> 15:39)	26 (2 <sup>nd</sup> 2:27)	Turnovers	2	30								
Best Scoring Run	6 (1 <sup>st</sup> 18:24)	11 (2 <sup>nd</sup> 7:11)	Paint	26	32								
Lead Changes	9	8	Second Chance	2	8								
Times Tied	8		Fast Breaks	7	14								
Time with Lead	14:31	23:37	Bench	14	12								
							Period by Period Scoring						
							1st	2nd	TOT				
							McNees	34	29	63			
							UW	37	46	83			

NOTES: Wisconsin scored a season-high 83 points...Brad Davison reached the 20-point threshold for the 6th time in his career; double figures the 41st time... Davison matched a career high 4 steals...Brevin Pritzl made his 22nd career start... Aleem Ford scored a career high 16 points...Nate Reuvers reached double figures for the 3rd time in 3 games.

# GAME 2: WISCONSIN 65, EASTERN ILLINOIS 52

Nov. 8, 2019 • Madison, Wis. • Kohl Center



Official Basketball Box Score - Final  
Eastern Ill. at Wisconsin  
11/08/19 Kohl Center, Madison  
2019-20 Men's Basketball

Game Time: 7:01 PM  
Game Duration: 2:01  
Attendance: 17,106

Officials: Don Dalry, Steve McJunkins, Lewis Garrison

||
||
||

## GAME 5: WISCONSIN 88, GREEN BAY 70

Nov. 21, 2019 • Madison, Wis. • Kohl Center



Official Basketball Box Score - Final  
Green Bay at Wisconsin  
11/21/19 Kohl Center, Madison  
2019-20 Men's Basketball

Game Time: 8:07 PM  
Game Duration: 1:53  
Attendance: 16,837

Officials: Larry Scrotto, Lewis Garrison, Brooks Wells

### Green Bay - 70

Record: 1-3

NO. Name	Min	FG	3P	FT	Rebounds	Fouls	TP	AS	TO	ST	Blocks	+/-	
					OR	TR							
12 Josh McNair	F 23:51	4-8	0-0	2-2	1 4	5 3	2	10	2	2	2	0	-26
15 Manny Patterson	F 07:17	1-1	0-0	0-0	0 0	1 2	2	0	1	1	0	0	-15
2 PJ Pipes	G 34:17	3-9	1-4	1-2	0 2	2 0	1	8	3	1	0	0	-22
11 JayQuan McCloud	G 29:15	5-11	2-6	1-1	0 4	4 5	2	13	6	1	3	0	-8
21 Kameron Hankerson	G 27:16	2-7	1-4	0-0	0 4	4 0	0	5	0	2	0	0	-27
13 Trevian Bell	20:21	2-5	0-2	0-0	0 1	1 2	1	4	0	2	0	0	3
30 Hunter Crist	06:08	0-0	0-0	0-0	0 1	1 1	0	0	3	0	0	0	4
33 Cody Schwartz	28:31	4-10	4-5	1-4	5 1	6 12	1	10	1	0	1	0	2
1 Amari Davis	23:04	6-10	0-0	0-1	0 1	3 1	1	16	1	0	1	0	-1
Team					0 2	2	0	0		0			
Totals	29:61	4-20	8-11	3 22	25	16	15	70	16	9	8	3	-18

Technical Fouls: NONE

Shooting By Period	
1st FG%	13-31 41.9%
3PT%	2-12 16.7%
FT%	1-2 50%
2nd FG%	16-30 53.3%
3PT%	2-8 25.0%
FT%	7-9 77.8%
GM FG%	29-61 47.5%
3PT%	4-20 20.0%
FT%	8-11 72.7%
Dead Ball Rebounds:	2 0

### Wisconsin - 88

Record: 4-1

NO. Name	Min	FG	3P	FT	Rebounds	Fouls	TP	AS	TO	ST	Blocks	+/-			
2 Aleem Ford	F 27:53	5-11	2-5	0-0	2 3	5 2	2	12	2	2	0	2	7		
35 Nate Reuvers	F 20:00	8-12	2-5	1-2	2 1	3 4	4	19	2	5	0	1	0		
0 D'Mitrik Trice	G 32:15	3-7	3-5	2-2	0 8	8 0	2	11	7	1	0	0	21		
23 Kobe King	G 30:54	4-8	2-3	2-2	1 1	2 1	4	12	4	2	1	0	20		
34 Brad Davison	G 23:58	4-8	3-6	4-4	0 5	5 2	2	15	3	1	1	0	25		
5 Tyler Wahl	14:46	2-4	1-2	0-0	1 2	3 1	0	5	3	2	1	0	13		
1 Brevin Pritzl	31:38	4-9	2-4	0-0	1 4	5 3	0	10	2	0	0	0	4		
12 Trevor Anderson	08:54	0-0	0-0	0-0	0 3	3 0	1	0	0	0	0	0	-4		
3 Walt McGrooy	08:44	1-2	0-1	0-0	0 3	3 2	1	2	1	0	0	0	-5		
32 Joe Hedstrom	00:58	1-1	0-0	0-0	1 0	1 0	0	2	0	0	0	0	4		
Team					1 0	1	0	0	0	0					
Totals		32-62	15-31	9-10	9 30	39	15	16	88	24	13	3	1	3	18

Technical Fouls: NONE

Points from Turnovers		Points from Paint		Points from Second Chance		Points from Fast Breaks		Points from Bench	
WIS	17	13	36	6	10	32	19	51	37
WIS	29	41	70	51	37	88			

Game Notes: ROMAN LEGENDS CLASSIC - MADISON REGIONAL ROUND - GAME 2

NOTES: Wisconsin improved to 24-1 all-time vs. Green Bay, including 21-0 in Madison...6 Badgers scored in double figures for the second straight game...UW was 1 triple shy of the school record for 3FG in a half (11)...UW had 24 assists on 32 FGs...Reuvers led UW in scoring for the second time on the season.

## GAME 7: NEW MEXICO 59, WISCONSIN 50

Nov. 26, 2019 • Brooklyn, N.Y. • Barclays Center



Official Basketball Box Score - Final  
Wisconsin at New Mexico  
11/26/19 Barclays Center, Brooklyn  
2019-20 Men's Basketball

Game Time: 10:00 PM  
Game Duration: 1:52

ROMAN LEGENDS CLASSIC presented by OLD TRAPPER - Consolation Game

Officials: D.J. Carstensen, Larry Scrotto, Rob Riley

### Wisconsin - 50

Record: 4-3

NO. Name	Min	FG	3P	FT	Rebounds	Fouls	TP	AS	TO	ST	Blocks	+/-		
2 Aleem Ford	F 29:21	2-7	0-3	3-4	5 1	6 2	3	7	2	4	1	0	-11	
35 Nate Reuvers	F 30:13	7-9	0-1	2-4	1 4	5 8	16	0	5	0	1	0	-4	
0 D'Mitrik Trice	G 32:24	4-12	1-7	2-2	0 7	7 1	11	1	0	1	0	0	-4	
23 Kobe King	G 26:43	3-9	0-3	0-0	2 3	5 1	0	6	0	0	1	0	-9	
34 Brad Davison	G 35:58	0-9	0-6	2-2	1 5	6 4	3	2	0	1	1	0	-8	
5 Tyler Wahl	09:49	0-0	0-0	0-0	0 0	0 0	0	0	2	0	0	0	-2	
1 Brevin Pritzl	22:05	2-7	1-6	1-2	1 1	2 2	1	6	1	0	1	0	-5	
12 Trevor Anderson	13:27	0-0	0-0	2-2	1 1	2 1	2	2	0	0	0	0	-2	
Team					1 0	1	0	0	2					
Totals		18-53	2-26	12-16	12 22	34	16	17	50	6	14	5	1	-9

Technical Fouls: NONE

Shooting By Period	
1st FG%	7-18 38.9%
3PT%	1-8 12.5%
FT%	5-7 71.4%
2nd FG%	11-35 31.4%
3PT%	1-18 5.6%
FT%	7-9 77.8%
GM FG%	18-53 34.0%
3PT%	2-26 7.7%
FT%	12-16 75.0%
Dead Ball Rebounds:	1 0

### New Mexico - 59

Record: 6-2

No.	Name	Min	FG	3P	FT	Rebounds	Fouls	TP	AS	TO	ST	Blocks	e/-			
						OR	DR	OT								
15	Carlton Bragg	F 31:28	5-8	0-0	2-2	1	5	6	4	1	12	0	1	0	10	
2	Vance Jackson	G 27:39	1-5	1-5	0-0	0	2	2	2	0	3	2	1	0	8	
5	Jaquan Lyle	G 36:54	5-14	1-4	3-5	2	7	2	5	14	2	1	0	0	11	
10	Makuach Maluach	G 16:33	1-3	0-1	0-0	1	0	0	0	2	1	0	0	0	0	
11	JJ Caldwell	G 33:00	4-5	1-1	3-4	0	5	5	2	3	12	3	4	0	15	
0	Zane Martin	22:38	4-10	0-2	4-4	0	3	3	3	4	12	3	2	1	0	-3
1	Corey Manigault	15:21	1-4	0-0	0-0	3	1	4	0	2	2	1	2	0	0	-3
3	Keith McGee	09:34	1-1	0-0	0-0	0	0	0	1	1	2	0	0	0	0	-1
4	Tavian Percy	06:53	0-0	0-0	0-0	0	1	1	0	0	0	0	0	0	0	5
Team						1	2	3	0	0	0					
Totals			22-50	3-13	12-15	8	26	34	17	16	59	13	13	3	1	9

Technical Fouls: NONE

Points from Turnovers		Points from Paint		Points from Second Chance		Points from Fast Breaks		Points from Bench	
WIS	10	14	18	13	5	12	8	16	51
WIS	20	30	50	29	30	59			

Game Notes: Test comment

## GAME 6: RICHMOND 62, WISCONSIN 52

Nov. 25, 2019 • Brooklyn, N.Y. • Barclays Center



Official Basketball Box Score - Final  
Wisconsin at Richmond  
11/25/19 Barclays Center, Brooklyn  
2019-20 Men's Basketball

Game Time: 12:00 AM  
Game Duration: 1:47

ROMAN LEGENDS CLASSIC presented by OLD TRAPPER - Semifinal Game 1

Officials: Randy McCall, Earl Walton, Donnie Eppley

### Wisconsin - 52

Record: 4-2

NO.	Name	Min	FG M-A	3P M-A	FT M-A	Rebounds OR TOT	Fouls PF	TP	AS	TO	ST	Blocks	+/-	
2	Aleem Ford	F 27:35	0-5	0-3	3-4	0 4	4 0	4	3	1	1	0	-4	
35	Nate Reuvers	F 36:43	6-14	1-4	4-4	2 5	7 3	5	17	1	2	1	-12	
0	D'Mitrik Trice	G 35:44	2-10	1-6	0-0	0 7	7 0	1	5	5	1	1	-6	
23	Kobe King	G 25:26	3-7	1-4	3-4	2 2	4 2	3	10	0	0	0	1	
34	Brad Davison	G 30:03	2-6	1-4	0-0	1 4	5 3	2	5	0	4	2	0	
1	Brevin Pritzl	26:26	2-5	1-3	0-0	0 5	5 3	0	5	0	2	0	0	
5	Tyler Wahl	15:49	2-2	2-2	1-2	1 1	2 3	1	7	0	0	1	0	
12	Trevor Anderson	02:14	0-1	0-1	0-0	0 0	0 0	0	0	0	1	0	0	
						2	0	2	0	2				
Totals		17-50	7-27	11-14	8 28	36	14	16	52	7	15	6	2	-10

Technical Fouls: NONE

Shooting By Period	
1st FG%	10-26 38.5%
3PT%	3-15 20.0%
FT%	6-8 75%
2nd FG%	7-24 29.2%
3PT%	4-12 33.3%
FT%	5-6 83.3%
GM FG%	17-50 34.0%
3PT%	7-27 25.9%
FT%	11-14 78.6%
Dead Ball Rebounds:	1 0

### Richmond - 62

Record: 5-0

NO. Name	Min	FG	3P	FT	Rebounds	Fouls	TP	AS	TO	ST	Blocks	+/-
		MA	MA	MA	OR DR TOT	PF FF						
4 Nathan Cayo	F 25:07	5-6	0-0	0-0	0 2 2	3 3	10	1	1	0	1	0
33 Grant Golden	F 26:59	7-12	0-0	2-4	2 10 12	4 3	16	1	1	1	1	0
0 Jacob Gilyard	G 38:05	1-5	1-3	2-2	0 3 3	3 1	5	5	3	1	0	10
1 Blake Francis	G 35:17	8-18	3-9	0-0	0 0 0	0 4	19	6	2	1	0	14
5 Nick Sherod	G 34:22	3-9	2-4	0-0	0 4 4	2 1 8	0	1	1	1	0	1
2 Souleymane Koureissi	08:30	1-1	0-0	0-0	1 2 3	4 1 2	0	1	2	0	7	0
22 Andre Gustavson	13:36	1-3	0-0	0-0	1 1 2	1 1 2	0	1	0	1	0	-3
3 Tyler Burton	08:25	0-2	0-1	0-0	0 4 4	0 0 0	0	0	1	0	0	-2
15 Matt Grace	04:31	0-0	0-0	0-0	0 0 0	1 0 1	0	0	0	0	0	-3
11 Jake Wojcik	05:08	0-0	0-0	0-0	0 1 1	0 0 0	0	0	0	0	0	-4
Team					0 0 0	0 0 0	0	0				
Totals		26-56	6-17	4-6	4 27 31	16 14	62	12	10	7	3	2

Technical Fouls: NONE

Points from Turnovers		Points from Paint		Points from Second Chance		Points from Fast Breaks		Points from Bench	
WIS	17	10	28	4	6	12	4	29	31
WIS	29	23	52	31	31	62			

## GAME 8: NC STATE 69, WISCONSIN 54

Dec. 4, 2019 • Raleigh, N.C. • PNC Arena



Official Basketball Box Score - Final  
Wisconsin at NC State  
12/04/19 PNC Arena, Raleigh  
2019-20 Men's Basketball

Game Time: 9:15 PM  
Game Duration: 1:51  
Attendance: 16,035

### Wisconsin - 54

Record: 4-4

NO. Name	Min	FG	3P	FT	Rebounds	Fouls	TP	AS	TO	ST	Blocks	+/-
		2P			CR	DR						
2 Aleem Ford	F 28:24	5-10	1-3	2-4	4 3	7 2	2	13	0	2	1	-11
35 Nate Reuvers	F 27:39	5-14	0-4	1-2	1 2	3 3	1	11	0	3	0	3
00 D'Mtrik Trice	G 35:48	3-9	2-8	0	1	3	4	1	0	1	1	0
23 Kobe King	G 31:07	4-11	0-1	3-5	1 3	4 1	1	11	0	2	0	0
33 Kevin Davidson	G 29:32	1-5	1-1	0-0	1 1	3 3	0	3	0	0	0	-8
1 Brevin Pritzel	21:02	0-2	0-2	0	1	3	4	0	0	0	1	0
5 Tyler Wahl	19:11	2-2	0	0	1	4	8	4	2	5	1	0
12 Trevor Anderson	09:17	1-3	1-1	0	0	1	1	0	1	0	0	2
Team				1	2	3		0	0			
Totals	21:56	5-23	7-15	14-23	37	11	10	54	7	9	4	6
												Scoring Coach

## GAME 9: WISCONSIN 84, INDIANA 64

Dec. 7, 2019 • Madison, Wis. • Kohl Center



Official Basketball Box Score - Final  
Indiana at Wisconsin  
12/07/19 Kohl Center, Madison  
2019-20 Men's Basketball

Game Time: 3:31 PM  
Game Duration: 2:02  
Attendance: 17,287

Officials: Larry Scroto, Steve McKinjins, Kelly Pfeiffer

Indiana - 64												
Record: 8-1 (0-1)												
NO. Name	Min	FG	3P	FT	Rebounds	Fouls	TP	AS	TO	ST	Blocks	+/-
3 Justin Smith	F 24:23	4-6	0-1	2-4	1 1 2	1 2	10	1	2	0	0	-12
4 Trayce Jackson-Davis	F 25:54	3-6	0-0	3-3	2 3 3	9	0	1	1	1	1	-28
50 Joey Brunk	C 16:41	1-4	0-0	0-0	1 5 6	3	1	2	1	2	0	-9
1 Aljami Durham	G 32:48	3-7	3-4	8-8	0 1 1	1 4	17	2	3	0	0	-19
2 Armaan Franklin	G 23:36	2-5	0-2	1-2	0 0 0	4 1	5	1	0	0	0	-17
11 Devonte Green	21:57	3-8	1-2	3-4	3 1 4	1 2	10	3	1	1	0	-8
23 Damezi Anderson	19:59	2-7	1-3	0-0	1 3 4	2 1	5	2	0	1	1	-2
25 Race Thompson	16:17	2-3	0-0	0-1	1 3 4	2 1	4	0	1	0	0	-6
20 DeRon Davis	04:11	0-1	0-0	0-4	1 0 1	1 2	0	0	0	0	0	-2
21 Jerome Hunter	14:01	1-3	0-2	0-0	1 2 3	1 1	2	2	0	1	0	3
0 Cooper Bybee	00:13	0-0	0-0	0-0	0 0 0	0 0	0	0	0	0	0	0
Team					0 0 0	0	0	0	0	0	0	
Totals	21:50	5-14	17-26	10 18	28	19	18	64	12	12	3	3 6 -20

Shooting By Period			
1st FG%	10-30	33.3%	
3PT%	2-8	25.0%	
FT%	5-7	71.4%	
2nd FG%	11-20	55.0%	
3PT%	3-6	50.0%	
FT%	12-19	63.2%	
GM FG%	21-50	42.0%	
3PT%	5-14	35.7%	
FT%	17-26	65.4%	

Dead Ball Rebounds: 6, 1

Technical Fouls: NONE

Wisconsin - 84												
Record: 5-4 (1-0)												
NO. Name	Min	FG	3P	FT	Rebounds	Fouls	TP	AS	TO	ST	Blocks	+/-
2 Aleem Ford	F 26:29	4-6	3-5	2-2	1 4 5	4 3	13	1	0	0	3	33
35 Nate Reuvers	F 28:03	8-12	2-3	2-2	1 3 4	4 3	20	0	2	2	0	20
0 D'Mitrik Trice	G 30:34	2-7	0-3	4-4	1 4 5	2 8	8	4	2	0	0	13
23 Kobe King	G 28:59	10-15	1-3	3-4	2 2 4	2 4	24	1	1	0	1	23
34 Brad Davison	G 26:38	1-1	0-0	0-0	0 4 0	2 2	2	1	0	1	0	21
1 Brevin Pritzl	22:19	3-6	2-5	1-2	0 1 1	2 3	9	0	0	0	0	0
5 Tyler Wahl	16:14	2-3	0-0	2-2	1 1 2	1 1	6	1	1	2	0	-5
12 Trevor Anderson	14:15	0-1	0-0	0-0	1 1 1	0 0	2	0	0	0	0	1
32 Joe Hedstrom	03:05	0-0	0-0	0-0	0 0 0	1 0	0	0	0	0	0	-2
31 Walt McGrony	01:46	0-0	0-0	0-0	0 0 0	2 0	0	0	0	0	0	-1
31 Michael Ballard	01:01	0-0	0-0	2-2	0 0 0	0 1	2	0	0	0	0	-1
4 Carter Higinbottom	00:37	0-0	0-0	0-0	0 0 0	0 0	0	0	0	0	0	-1
Team					2 1 3	0	0	0	0	0	0	
Totals	30:56	8-20	16-18	8 21	29	18	19	84	13	4	5	6 3 20

Dead Ball Rebounds: 1, 1

Technical Fouls: NONE

IU		UW	
Biggest lead	2 (1st 19:11)	31 (2nd 11:40)	
Best Scoring Run	10 (2nd 8:25)	14 (1st 13:31)	
Lead Changes	1		
Times Tied			
Time with Lead	00:24	38:01	

NOTES: Wisconsin recorded its 8th straight home win (dating back to last season)...the Badgers recorded their largest win over Indiana since Feb. 25, 2010 (78-46 @ IU)...UW tallied its 17th consecutive home win over Indiana, dating back to 1999...UW has beaten IU 20 of the last 23 meetings (6 of last 7).

## GAME 11: WISCONSIN 83, MILWAUKEE 64

Dec. 21, 2019 • Madison, Wis. • Kohl Center



Official Basketball Box Score - Final  
Milwaukee at Wisconsin  
12/21/19 Kohl Center, Madison  
2019-20 Men's Basketball

Game Time: 4:01 PM  
Game Duration: 2:01  
Attendance: 17,030

Officials: D.J. Carstensen, Donnie Eppley, Brian McNair

Milwaukee - 64												
Record: 5-7												
NO. Name	Min	FG	3P	FT	Rebounds	Fouls	TP	AS	TO	ST	Blocks	+/-
5 C.J. Wilbourn	F 10:04	0-2	0-0	0 0 0	2 0 0	0 0	2	0	0	2	0	-12
12 Amir Allen	F 05:16	0-1	0-0	0 0 0	1 0 1	2 0	0	0	0	0	0	-10
3 TeJon Lucas	G 34:14	4-10	2-5	0-1	1 3 4	1 6	10	4	2	1	0	-14
20 Darius Roy	G 35:06	7-13	3-5	8-10	0 4 4	2 6	25	0	2	0	0	-18
24 Josh Thomas	G 27:21	4-8	0-0	0-2	1 3 4	2 2	8	2	1	0	0	-18
4 Wil Sessoms	21:07	1-3	0-0	2-4	2 4 6	3 3	4	1	1	1	1	7
1 DeAndre Abram	23:08	4-8	1-2	0-0	0 4 4	4 1	9	2	1	0	1	6
13 Courtney Brown Jr.	22:26	2-4	2-3	0-0	0 2 2	2 0	6	0	1	0	0	-14
2 Harrison Henderson	08:44	0-2	0-0	2-2	1 0 1	3 1	2	0	1	0	0	-11
34 Tyler Behrendt	04:40	0-0	0-0	0-0	0 0 0	0 0	0	0	0	1	0	-8
22 Shae Mitchell	06:01	0-1	0-0	0-0	0 0 0	0 0	0	0	0	0	0	-2
10 Arturo Bingham	01:53	0-0	0-0	0-0	0 0 0	0 0	0	0	0	0	0	-3
Team					0 1 1	0	0	0	0	0	0	
Totals	22:52	8-17	12-19	6 21	27	22	19	64	9	11	3	2 4 -19

Dead Ball Rebounds: 2, 0

Technical Fouls: NONE

Wisconsin - 83												
Record: 6-5												
NO. Name	Min	FG	3P	FT	Rebounds	Fouls	TP	AS	TO	ST	Blocks	+/-
2 Aleem Ford	F 22:21	2-3	2-2	1-2	0 4 4	0 1	7	2	0	2	0	18
35 Nate Reuvers	F 27:26	8-12	2-4	4-4	1 4 5	3 4	22	0	0	0	3	18
0 D'Mitrik Trice	G 31:25	11-14	5-6	4-6	1 4 5	2 7	31	3	1	0	0	21
23 Kobe King	G 20:42	0-3	0-0	0-0	2 1 3	2 1	0	1	1	0	0	12
34 Brad Davison	G 32:26	0-3	0-2	3-4	0 4 4	3 4	3	0	1	0	0	18
11 Micah Potter	12:34	3-6	0-1	6-6	0 5 5	0 3	12	0	3	1	1	1
12 Trevor Anderson	13:29	1-3	0-2	1-2	1 1 2	2 1	3	2	2	1	0	-7
5 Tyler Wahl	17:02	0-3	0-1	2-2	2 3 5	2 1	2	3	0	1	0	1
1 Brevin Pritzl	16:35	1-4	1-3	0-0	0 0 0	4 0	3	1	1	0	0	9
3 Walt McGrony	03:45	0-1	0-1	0-0	0 0 0	0 1	0	0	0	0	0	4
4 Carter Higinbottom	00:45	0-0	0-0	0-0	0 1 1	0 0	0	0	0	0	0	0
15 Courtland Cuevas	00:45	0-0	0-0	0-0	0 0 0	0 0	0	0	0	0	0	0
31 Michael Ballard	00:45	0-0	0-0	0-0	0 0 0	0 0	0	0	0	0	0	0
Team					0 2 2	0	0	0	0	0	0	
Totals	26:52	10-22	21-26	7 29	36	19	22	83	17	9	6	4 2 19

Dead Ball Rebounds: 3, 0

Technical Fouls: NONE

MKE		UW	
Biggest lead	4 (1st 8:42)	20 (2nd 7:54)	
Best Scoring Run	10 (1st 15:12)	11 (2nd 9:28)	
Lead Changes	14		
Times Tied	5		
Time with Lead	07:39	30:26	

NOTES: D'Mitrik Trice scored a career-high 31 points...Trice was first Badger to score 31 in a game since Ethan Happ last season vs. Purdue...Nate Reuvers matched his career high with 22 points.

## GAME 10: RUTGERS 72, WISCONSIN 65

Dec. 11, 2019 • Piscataway, N.J. • Rutgers Athletic Center



Official Basketball Box Score - Final  
Wisconsin at Rutgers  
12/11/19 Rutgers Athletic Center, Piscataway  
2019-20 Men's Basketball

Game Time: 7:00 PM  
Game Duration: 2:01  
Attendance: 6,361

Officials: Terry Wymer, Larry Scroto, Eric Curry

Wisconsin - 65												
Record: 5-5 (1-1)												
NO. Name	Min	FG	3P	FT	Rebounds	Fouls	TP	AS	TO	ST	Blocks	+/-
2 Aleem Ford	F 21:18	2-5	1-3	4-4	0 1 1	0 2	9	1	2	1	0	-11
35 Nate Reuvers	F 28:18	2-8	1-4	1-2	1 4 5	4 3	6	1	3	0	2	-2
0 D'Mitrik Trice	G 22:31	1-2	0-1	0-1	0 3 3	1 3	2	1	3	2	0	-10
23 Kobe King	G 32:37	7-12	0-2	4-6	0 3 3	4 4	18	3	1	1	0	-14
34 Brad Davison	G 30:10	3-7	2-4	1-2	0 5 5	3 2	9	0	0	1	0	-4
5 Tyler Wahl	13:58	2-4	0-1	0-0	2 1 3	3 3	4	1	1	0	0	-2
1 Brevin Pritzl	26:36	2-5	2-5	0-0	0 1 1	1 1	6	0	1	0	0	7
12 Trevor Anderson	24:32	4-5	2-3	1-1	0 0 1	1 1	11	2	3	0	0	-1
Team					0 4 4	0	0	0	0	0	0	
Totals	23:48	9-23	11-16	3 23	26	17	19	65	9	14	5	4 3 -7

Shooting By Period			
1st FG%	12-22	54.5%	
3PT%	5-11	45.5%	
FT%	4-7	57.1%	
2nd FG%	11-26	42.3%	
3PT%	3-12	25.0%	
FT%	7-9	77.8%	
GM FG%	23-48	47.9%	
3PT%	8-23	34.8%	
FT%	11-16	68.8%	

Dead Ball Rebounds: 1, 0

Technical Fouls: NONE

Rutgers - 72		Record: 7-3 (1-1)											
NO. Name		Min	FG M-A	3P M-A	FT M-A	Rebounds OR GR TR	Fouls OF PD	TP	AS	TO	ST	Blocks BS BA	+/-
1 Akwasi Yeboah	F	26:17	3-6	1-2	2-2	2 6 8	5 2	9	1	1	2	0	4
15 Myles Johnson	C	18:12	5-5	0-0	2-3	4 4 7	4 5	12	0	3	0	0	16
0 Geo Baker	G	31:59	9-18	2-8	2-3	0 1 1	2 5	22	4	3	3	1	14
23 Manteo Mathis	G	27:06	2-7	0-0	1-2	0 1 2	0 5	1	1	1	1	0	1
24 Ron Harper Jr.	C	29:58	2-8	1-4	1-1	1 6 7	1 1	2	2	2	1	1	10
13 Shaq Carter	F	16:51	1-2	0-0	0-0	2 2 4	1 2	2	0	1	1	0	-9
4 Paul Mulcahy	F	17:26	2-3	0-1	1-3	2 0 2	1 2	5	1	0	0	0	-2
22 Caleb McConnell	F	17:11	3-6	0-1	1-0	0 3 3	2 2	7	1	0	0	0	-3
42 Jacob Young	F	11:12	2-8	0-3	0-0	0 0 0	1 1	4	0	1	0	0	-8
11 Mamadou Doucoure	F	04:40	0-0	0-0	0-0	0 0 0	2 0	0	0	0	0	1	0
Team						3 6 6		0	0				
Totals		29:63	5-19	9-13	14	26 40 66	19 17	72	10	11	8	3	4

## GAME 13: WISCONSIN 65, RIDER 37

Dec. 31, 2019 • Madison, Wis. • Kohl Center



Official Basketball Box Score - Final  
**Rider at Wisconsin**  
12/31/19 Kohl Center, Madison  
2019-20 Men's Basketball

Game Time: 6:03 PM  
Game Duration: 1:51  
Attendance: 16,016

Officials: Rob Riley, Steve McJunkins, Rob Kamen

Rider - 37		Record: 7-4												
NO. Name		Min	FG M-A	3P M-A	FT M-A	Rebounds OR DR TOT	Fouls PF FO	TP	AS	TO	ST	Blocks BS BA	+/-	
13 Frederick Scott	F	24:14	3-9	1-3	0-0	1 5 6	2	0	7	0	1	1	1 0 -22	
14 Dimencio Vaughn	F	28:08	3-8	0-1	1-2	1 7 8	2	3	7	2	3	1	0 1 -14	
20 Tyere Marshall	F	19:03	0-8	0-0	1-2	4 6 1	4	1	4	1	0	1	0 3 -15	
11 Willy Nunez Jr.	G	21:16	2-3	1-2	0-0	0 1 1	1 0	5	0	0	1	0	0 -23	
23 Stevie Jordan	G	29:13	3-13	0-3	0-0	0 4 4	2 3	6	1	3	2	0	0 -1	
0 Christian Ings		19:49	1-4	0-0	0-0	0 2 2	1 0	2	1	1	1	0	0 -12	
10 Ajiri Ogemuno-Johnson		13:03	0-1	0-0	2-2	0 1 1	3 1	2	0	0	2	0	0 -12	
5 Tyrell Randall		18:07	1-6	0-4	0-0	0 0 0	1 0	2	0	2	1	0	1 -7	
21 Tyrel Bladen		05:24	0-3	0-0	0-0	1 2 3	2 0	0	0	0	0	0	1 -3	
22 Kimar Williams		12:24	2-5	0-0	1-1	0 0 0	3 0	5	1	0	1	0	0 -4	
2 Allen Powell		07:13	0-1	0-0	0-0	0 1 1	0 0	0	0	0	0	0	0 -2	
3 Khalil Turner		02:06	0-0	0-0	0-0	0 0 0	1 0	0	0	1	0	0	0 -3	
Team						3 1 4		0						
Totals		15-61	2-14	5-7	8 28 36	16 14	37	5	12	10	1 7	-28		

Technical Fouls: NONE

Wisconsin - 65		Record: 8-5													
NO. Name		Min	FG M-A	M-A	3P F-T	Rebounds OR DR TOT	Fouls FF FO	TP	AS	TO	ST	Blocks BS BA	+/-		
2 Aleem Ford	F	21:28	5-9	4-6	0-0	1 4	5	2	14	2	2	1	0	16	
35 Nate Reuvers	F	21:58	6-11	0-2	3-4	1 5	6	1	8	15	0	1	0	25	
0 D'Mitric Trice	G	29:16	3-9	3-7	0-0	0 3	3	0	1	9	7	3	3	30	
23 Kobe King	G	25:16	0-2	0-0	1-1	2 0	1	0	1	2	1	0	0	10	
34 Brad Davison	G	20:35	4-7	3-5	0-0	0 6	6	3	2	11	4	0	0	25	
1 Brevin Pritzl		20:38	4-7	3-5	0-1	0 1	1	2	11	1	2	0	1	9	
5 Tyler Wahl		15:55	0-0	0-0	0-0	0 3	3	4	0	0	1	2	0	13	
11 Micah Potter		18:21	2-6	0-1	0-0	0 7	7	0	1	4	0	0	0	3	4
12 Trevor Anderson		13:33	0-2	0-2	0-0	0 2	2	1	0	0	2	2	0	0	4
3 Walt McGory		08:24	0-2	0-1	0-0	0 2	2	4	0	0	0	0	0	0	0
4 Carter Higginbottom		01:09	0-0	0-0	0-0	0 0	0	0	0	0	0	0	0	0	-1
15 Courtland Cuevas		01:09	0-0	0-0	1-2	0 0	0	0	1	1	0	0	1	0	-1
20 Samad Qawi		01:09	0-0	0-0	0-0	0 0	0	0	0	0	0	0	0	0	-1
31 Michael Ballard		01:09	0-0	0-0	0-0	0 0	0	0	0	0	0	0	0	0	-1
Team						0 4 4			0						
Totals			24-55	13-31	4-7	5 38 43	14 16	65	18	14	6	7 1	-28		

Technical Fouls: NONE

Rider		UW	
Biggest lead	2 (1 <sup>st</sup> 19:08)	31 (2 <sup>nd</sup> 3:39)	
Best Scoring Run	4 (2 <sup>nd</sup> 0:50)	10 (1 <sup>st</sup> 6:03)	
Lead Changes	5		
Times Tied	1		
Time with Lead	04:09	33:37	

Points from		Rider		UW	
Turnovers	2	9			
Paint	20	20			
Second Chance	4	2			
Fast Breaks	4	2			
Bench	11	16			

Period by Period Scoring			
	1st	2nd	TOT
Rider	11	26	37
UW	22	43	65

NOTES: Wisconsin held Rider to 11 points in the first half, tied for the sixth-lowest total in school history and fewest allowed in a half since 2011... Rider finished the game with 37 points, the fewest allowed by UW since 2016... The Badgers improved to 7-0 at home this season and won their 10th-straight home game dating back to last season... UW has won 15 straight non-conference home games.

## GAME 15: ILLINOIS 71, WISCONSIN 70

Jan. 8, 2020 • Madison, Wis. • Kohl Center



Official Basketball Box Score - Final  
**Illinois at Wisconsin**  
01/08/20 Kohl Center, Madison  
2019-20 Men's Basketball

Game Time: 8:12 PM  
Game Duration: 2:08  
Attendance: 16,108

Officials: D.J. Carstensen, Larry Scortto, Eric Cury

Illinois - 71															
Record: 11-5 (3-2)															
NO. Name	Min	FG M-A	3P M-A	FT M-A	Rebounds GR OR TOT	Fouls O T F	TP F R	AS	TO	ST	Blocks BS BA	+/-			
15 Giorgi Bezhanishvili	F 24:29	4-4	0-0	0-1	0 1	1	4	3	8	1	1	0	1	7	
21 Kofi Cockburn	C 24:20	6-9	0-0	3-6	1 5	6	4	4	15	0	1	0	1	0	
1 Trent Frazier	G 31:27	2-9	1-3	1-2	1 2	3	0	4	6	2	0	1	0	-3	
11 Ayio Dosunmu	G 37:12	7-15	2-3	2-2	1 4	5	2	2	18	6	1	0	0	2	
20 Da'Monte Williams	G 18:53	0-1	0-1	0-0	0 2	2	2	0	0	0	0	0	0	-6	
0 Alan Griffin	18:27	4-5	3-4	1-2	0 2	2	4	2	12	0	0	0	0	9	
2 Kipper Nichols	19:51	2-5	0-1	0-0	2 0	2	2	0	4	1	3	0	0	-7	
10 Andres Feliz	23:47	3-9	1-4	1-2	1 4	5	3	1	8	1	1	0	0	-2	
34 Jermaine Hamlin	01:34	0-0	0-0	0-0	0 0	0	1	0	0	0	0	0	0	-2	
Team					2 1 3				0						
Totals		28-57	7-16	8-15	8 21	29	22	16	71	11	7	1	2	6	1

Technical Fouls: NONE

Wisconsin - 70																
Record: 9-6 (2-2)																
NO.	Name	Min	FG M-A	3P M-A	FT M-A	Rebounds OR TR	Fouls PF	TP	AS	TO	ST	Blocks BS BA	+/-			
2	Aleem Ford	F 23:18	2-7	0-3	0-0	1 1	2	0	1	4	1	0	0	1		
35	Nate Reuvers	F 25:09	3-9	0-2	1-2	1 4	5	4	2	7	0	1	2	0		
0	D'Mitric Trice	G 33:13	2-10	0-1	3-4	0 3	3	3	3	7	4	1	0	-2		
23	Kobe King	G 29:16	10-13	1-2	0-0	3 1	4	2	4	21	0	1	0	2		
34	Brad Davison	G 30:43	1-3	1-2	4-5	1 2	3	4	3	7	0	0	0	5		
11	Micah Potter	14:51	2-6	1-2	8-8	3 6	9	0	4	13	0	1	3	-3		
1	Brevin Pritzl	20:34	1-2	1-2	4-4	0 2	2	1	3	7	0	1	1	0		
5	Tyler Wahl	16:08	2-3	0-1	0-0	0 2	2	0	2	4	0	1	0	-4		
12	Trevor Anderson	06:47	0-0	0-0	0-0	0 1	1	0	2	0	0	1	0	1		
Team						1 0	1	0	0	0	1					
Totals			23-53	4-15	20-23	10 22	32	16	22	70	5	8	3	6	2	-1

Technical Fouls: NONE

Biggest lead		ILL		UW	
	4 (2 <sup>nd</sup> 0:46)	7 (1 <sup>st</sup> 3:57)			
Best Scoring Run	7 (2 <sup>nd</sup> 3:22)	7 (1 <sup>st</sup> 3:57)			
Lead Changes	13				
Times Tied	6				
Time with Lead	05:38	31:35			

Points from		ILL		UW	
Turnovers	9	6			
Paint	30	22			
Second Chance	9	9			
Fast Breaks	13	2			
Bench	24	24			

Period by Period Scoring			
	1st	2nd	TOT
ILL	28	43	71
UW	34	36	70

## GAME 14: WISCONSIN 61, #5 OHIO STATE 57

Jan. 3, 2020 • Columbus, Ohio • Value City Arena



Official Basketball Box Score - Final  
**Wisconsin at Ohio St.**  
01/04/20 Value City Arena, Columbus  
2019-20 Men's Basketball

Game Time: 12:00 AM  
Game Duration: 2:06  
Attendance: 19,049

Officials: Terry Wymer, Terry Oglesby, Courtney Green

Wisconsin - 61		Record: 9-5 (2-1)												
NO.	Name	Min	FG M-A	3P M-A	FT M-A	Rebounds OR DR TOT	Fouls PF FO	TP	AS	TO	ST	Blocks BS BA	+/-	
2	Aleem Ford	F 16:51	2-4	1-3	0-0	0 1 1	1 0	5	1	0	0	0	-8	
35	Nate Reuvers	F 27:23	3-12	1-4	10-12	4 5 9	3 7	17	1	2	0	0	-6	
0	D'Mitric Trice	G 31:15	2-10	0-4	2-2	0 3 3	1 6	2	1	0	0	0	-7	
23	Kobe King	G 22:33	6-7	1-1	0-0	0 0 0	0 0	13	0	1	0	0	-10	
34	Brad Davison	G 27:34	0-4	0-2	0-0	0 5 5	2 2	0	1	1	1	0	0	
11	Micah Potter	10:45	2-4	0-1	0-0	0 3 3	2 2	4	0	2	0	0	4	
1	Brevin Pritzl	26:38	3-8	2-5	1-2	1 2 3	3 1	9	0	0	0	1	4	
5	Tyler Wahl	25:01	2-5	0-1	0-0	5 2 7	2 4	4	2	1	3	0	18	
12	Trevor Anderson	10:00	1-2	1-2	0-0	0 1 1	0 0	3	1	0	0	0	14	
						2 0 2			0	2				
Totals		21:56	6-23	13-16	12 22	34	16 17	61	8	10	5	0	1 4	

Technical Fouls: NONE

Ohio St. - 57		Record: 11-3 (1-2)															
NO.	Name	Min	FG	3P	FT	Rebounds	Fouls	TP	AS	TO	ST	Blocks	+/-				
			M-A	M-A	M-A	DR	OR	FF	PF			BS	BA				
24	Andre Wesson	F 31:39	3-6	1-2	2-2	2	3	5	4	1	9	3	2	0	0	-2	
34	Kaleb Wesson	F 33:07	7-10	1-3	7-9	3	10	13	4	10	22	2	2	1	1	9	
1	Luther Muhammad	G 33:07	1-4	0-3	0-0	0	2	2	1	1	0	2	2	0	0	-3	
4	Deane Washington Jr.	G 33:45	6-19	1-10	2-2	0	3	3	2	1	18	0	1	0	0	3	
13	CJ Walker	G 32:05	0-4	0-1	0-0	0	4	2	1	1	1	0	0	0	0	0	
3	D.J. Carlton	T 20:30	0-1	0-0	0-2	0	1	1	0	1	0	1	4	1	0	-17	
32	E.J. Liddell	13:22	0-1	0-1	2-2	0	0	0	4	2	1	1	0	0	0	-8	
10	Justin Ahrens	01:52	0-1	0-1	0-0	1	0	1	0	0	0	0	1	0	0	-7	
Team						2	1	3			0	0					
Totals			19-47	6-20	13-17	8	24	32	17	16	57	8	14	4	1	0	-4



# GAME 17: WISCONSIN 56, #17 MARYLAND 54

Jan. 14, 2019 • Madison, Wis. • Kohl Center



Official Basketball Box Score - Final  
**Maryland at Wisconsin**  
 01/14/20 Kohl Center, Madison  
 2019-20 Men's Basketball

Game Time: 8:05 PM  
 Game Duration: 2:20  
 Attendance: 16,157

Officials: Terry Wymer, Lewis Garrison, Brian O'Connell

Maryland - 54

Record: 13-4 (3-3)

NO.	Name	Min	FG	3P	FT	Rebounds	Fouls	TP	AS	TO	ST	Blocks	BS	BA	+	-
24	Donta Scott	F 26:43	0-4	0-4	2-2	1	6	7	1	2	0	1	0	0	0	-12
25	Jalen Smith	F 34:29	7-11	2-3	2-5	5	4	9	1	4	18	0	1	0	0	-2
1	Anthony Cowan	G 38:05	6-14	2-5	2-2	0	3	3	1	4	16	3	1	0	0	1
5	Eric Ayala	G 28:56	1-4	0-3	0-0	1	1	2	1	1	2	2	2	0	0	-2
11	Darryl Morsell	G 17:05	1-5	0-1	0-0	0	4	4	3	1	2	0	4	0	0	-14
2	Aaron Wiggins	33:42	4-8	3-6	2-2	1	4	5	2	1	13	1	3	1	0	1
4	Ricky Lindo Jr.	06:47	0-0	0-0	1-2	2	1	3	0	1	1	1	1	0	0	-4
10	Semuel Smith Jr.	08:42	0-1	0-0	0-0	0	1	1	1	0	0	0	1	0	0	2
15	Chol Marial	05:31	0-0	0-0	0-0	0	1	1	2	0	0	0	0	1	0	0
Team			0													
Totals			19-47	7-22	9-13	10	25	35	14	13	54	7	14	2	0	-2

Shooting By Period			
1st FG%	9-25	36.0%	
3PT%	4-12	33.3%	
FT%	3-6	50%	
2nd FG%	10-22	45.5%	
3PT%	3-10	30.0%	
FT%	6-7	85.7%	
GM FG%	19-47	40.4%	
3PT%	7-22	31.8%	
FT%	9-13	69.2%	
Dead Ball Rebounds: 1, 0			

Technical Fouls: NONE

Wisconsin - 56

Record: 11-6 (4-2)

NO.	Name	Min	FG	3P	FT	Rebounds	Fouls	TP	AS	TO	ST	Blocks	BS	BA	+	-
2	Aleem Ford	F 16:47	0-3	0-0	0-0	0	1	1	0	1	0	1	0	0	1	0
35	Nate Reuvers	F 26:58	7-15	2-5	1-2	1	4	5	2	2	17	0	1	1	1	0
0	D'Mitrik Trice	G 26:02	0-5	0-0	0-0	2	2	2	0	0	8	1	1	0	0	-5
23	Kobe King	G 27:26	3-7	0-0	2-2	1	3	4	3	2	8	1	1	0	0	10
34	Brad Davison	G 35:35	5-9	2-5	2-2	0	3	3	1	3	14	1	2	1	0	9
5	Tyler Wahl	21:43	0-1	0-1	0-0	2	2	3	0	1	0	1	0	1	0	-7
11	Micah Potter	13:02	6-7	2-3	0-1	0	3	3	1	3	14	0	1	1	0	-6
1	Brevin Pritzl	24:01	1-2	1-1	0-0	0	3	3	0	0	3	2	0	1	0	-1
12	Trevor Anderson	08:26	0-0	0-0	0-0	0	0	0	1	0	1	0	0	0	0	-2
Team			0													
Totals			22-49	7-21	5-8	4	20	24	13	14	56	11	7	5	2	0

Shooting By Period			
1st FG%	13-28	46.4%	
3PT%	4-10	40.0%	
FT%	0-1	0%	
2nd FG%	9-21	42.9%	
3PT%	3-11	27.3%	
FT%	5-7	71.4%	
GM FG%	22-49	44.9%	
3PT%	7-21	33.3%	
FT%	5-8	62.5%	
Dead Ball Rebounds: 1, 1			

Technical Fouls: NONE

UMD		UW	
Biggest lead	5 (2nd 9:17)	8 (1st 1:57)	
Best Scoring Run	8 (2nd 14:41)	9 (1st 15:09)	
Lead Changes	5		
Times Tied	2		
Time with Lead	15:18	22:34	

NOTES: Wisconsin scored its 3rd consecutive win over a ranked opponent (No. 5 Ohio State, No. 20 Penn State, No. 17 Maryland) for the first time since 2015-16... UW held an opponent under 60 points for the 7th time this season... UW turned the ball over just 7 times, its 3rd straight outing with single-digit turnovers...with 1 block, Reuvers moved into 5th place all-time in blocks at Wisconsin, with 121 for his career.

# GAME 19: WISCONSIN 82, NEBRASKA 68

Jan. 21, 2019 • Madison, Wis. • Kohl Center



Official Basketball Box Score - Final  
**Nebraska at Wisconsin**  
 01/21/20 Kohl Center, Madison  
 2019-20 Men's Basketball

Game Time: 8:01 PM  
 Game Duration: 1:51  
 Attendance: 16,856

Officials: Chris Beaver, Kelly Pfaff, Donnie Eppley

Nebraska - 68

Record: 7-12 (2-6)

NO.	Name	Min	FG	3P	FT	Rebounds	Fouls	TP	AS	TO	ST	Blocks	BS	BA	+	-
24	Yvan Ouedraogo	F 19:41	0-2	0-0	3-4	5	3	8	1	2	3	2	2	0	0	-12
3	Cam Mack	G 36:42	5-15	2-7	2-3	0	7	7	1	2	14	6	3	0	1	-22
11	Dachon Burke	G 35:43	10-14	0-2	0-0	0	8	8	2	5	20	1	2	1	1	0
22	Haanif Cheatham	G 20:59	1-5	0-1	0-0	0	0	0	0	0	2	2	0	0	0	-22
34	Thorir Thorbjarnsson	G 32:06	4-8	1-5	3-5	2	1	3	3	3	12	0	1	1	0	0
1	Kevin Cross	20:19	6-11	3-5	2-3	0	2	2	3	2	17	1	0	3	0	-2
30	Charlie Easley	21:58	0-2	0-1	0-0	0	2	2	2	2	0	0	1	0	0	3
32	Jervay Green	11:45	0-3	0-1	0-0	0	2	2	1	0	0	0	1	1	0	13
0	Khalil Arop	00:47	0-0	0-0	0-0	1	0	1	0	0	0	0	0	1	0	0
Team			0													
Totals			26-60	6-22	10-15	8	25	33	13	16	68	12	10	6	3	-14

Shooting By Period			
1st FG%	15-27	55.6%	
3PT%	4-9	44.4%	
FT%	4-6	66.7%	
2nd FG%	11-33	33.3%	
3PT%	2-13	15.4%	
FT%	6-9	66.7%	
GM FG%	26-60	43.3%	
3PT%	6-22	27.3%	
FT%	10-15	66.7%	
Dead Ball Rebounds: 1, 0			

Technical Fouls: NONE

Wisconsin - 82

Record: 12-7 (5-3)

NO.	Name	Min	FG	3P	FT	Rebounds	Fouls	TP	AS	TO	ST	Blocks	BS	BA	+	-
2	Aleem Ford	F 21:30	3-7	2-4	0-0	2	2	4	1	1	8	2	0	1	0	0
35	Nate Reuvers	F 18:43	4-8	1-2	2-2	1	3	4	4	3	11	1	1	0	4	0
0	D'Mitrik Trice	G 35:55	4-6	3-4	0-0	1	9	10	0	0	11	7	3	3	0	24
23	Kobe King	G 30:18	3-11	0-2	3-4	1	0	1	1	2	9	5	1	0	0	25
34	Brad Davison	G 28:50	5-11	4-9	0-0	0	6	6	4	2	14	1	0	1	0	13
5	Tyler Wahl	11:33	2-2	1-1	0-0	2	2	4	0	0	5	3	3	0	0	5
12	Trevor Anderson	13:41	1-2	1-2	0-0	0	0	0	0	2	3	3	0	0	0	-1
11	Micah Potter	13:23	3-3	2-2	1-2	1	4	5	1	1	9	1	0	0	0	2
1	Brevin Pritzl	22:12	4-11	4-8	0-0	0	3	3	0	2	12	0	2	0	0	1
3	Walt McGarity	00:47	0-0	0-0	0-0	0	0	0	0	0	0	0	0	0	0	-4
4	Carter Higginbottom	00:47	0-1	0-0	0-0	0	0	0	0	0	0	0	0	0	0	-4
15	Courtland Cuevas	00:47	0-0	0-0	0-0	0	0	0	0	0	0	0	0	0	0	-4
20	Samad Qawi	00:47	0-1	0-0	0-0	1	0	1	0	2	0	0	0	0	1	-4
31	Michael Ballard	00:47	0-0	0-0	0-0	0	0	0	0	0	0	0	0	0	0	-4
Team			1													
Totals			29-63	18-34	6-8	10	30	40	16	13	82	23	11	5	4	3

Shooting By Period			
1st FG%	14-31	45.2%	
3PT%	8-16	50.0%	
FT%	3-4	75%	
2nd FG%	15-32	46.9%	
3PT%	10-18	55.6%	
FT%	3-4	75%	
GM FG%	29-63	46.0%	
3PT%	18-34	52.9%	
FT%	6-8	75.0%	
Dead Ball Rebounds: 1, 0			

Technical Fouls: NONE

NEB		UW	
Biggest lead	4 (1st 17:38)	18 (2nd 1:04)	
Best Scoring Run	4 (1st 5:53)	10 (2nd 17:51)	
Lead Changes	5		
Times Tied	7	5	
Time with Lead	03:14	34:35	

NOTES: Greg Gard earned his 50th career Big Ten win, becoming the 52nd coach in history to reach the milestone...UW connected on a school record 18 three-pointers (by 8 different players), shooting a season-high 52.9% from 3-point range...Nate Reuvers moved into 4th place on UW's career blocks list...D'Mitrik Trice became the first Wisconsin guard to post at least 10 points, 10 rebounds and 5 assists in a game since Josh Gasser's triple-double on Jan. 23, 2011.

# GAME 18: #15 MICHIGAN STATE 67, WISCONSIN 55

Jan. 17, 2020 • East Lansing, Mich. • Breslin Center



Official Basketball Box Score - Final  
**Wisconsin at Michigan St.**  
 01/18/20 Breslin Events Center, East Lansing  
 2019-20 Men's Basketball

Game Time: 12:00 AM  
 Game Duration: 1:56  
 Attendance: 14,797

Officials: Courtney Green, Earl Walton, Keith Kintle

Wisconsin - 55

Record: 11-7 (4-3)

NO.	Name	Min	FG	3P	FT	Rebounds	Fouls	TP	AS	TO	ST	Blocks	BS	BA	+	-	
			M-A	M-A	M-A	OR	DR	FF	TT	OT							
2	Aleem Ford	F 05:48	0-1	0-1	0-0	1	1	2	1	0	0	0	1	0	1	0	-12
35	Nate Reuvers	F 28:46	7-15	3-6	2-3	1	6	7	3	4	19	0	0	1	2	1	0
0	D'Mitrik Trice	G 25:40	4-9	1-4	0-0	0	5	5	2	0	9	4	1	1	0	0	-13
23	Kobe King	G 32:15	4-11	0-1	2-2	0	0	0	0	1	10	1	2	1	0	1	-15
34	Brad Davison	G 30:04	2-8	0-4	5-5	1	3	4	3	5	9	4	1	0	0	0	-5
5	Tyler Wahl	21:05	0-2	0-1	0-0	2	1	2	3	3	1	0	1	1	0	0	0
11	Micah Potter	19:55	2-7	0-1	0-0	2	3	5	0	1	4	0	3	1	0	0	-21
1	Brevin Pritzl	23:12	1-5	0-1	0-0	0	0	3	3	0	2	0	0	0	0	0	-2
12	Trevor Anderson	13:15	1-1	0-0	0-1	0	0	0	0	1	2	0	1	0	0	0	-14
Team						0	3	3			0	0					
Totals			21:59	4-19	9-11	9	23	32	12	13	55	11	9	5	3	2	-12

## GAME 21: #18 IOWA 68, WISCONSIN 62

Jan. 27, 2019 • Iowa City, Iowa • Carver-Hawkeye Arena



Official Basketball Box Score - Final  
Wisconsin at Iowa  
01/27/2019 Carver-Hawkeye Arena, Iowa City  
2019-20 Men's Basketball

Game Time: 7:31 PM  
Game Duration: 2:09  
Attendance: 12,566

Officials: Bo Borok, Larry Scritto, Brian Dorsey

Wisconsin - 62

Record: 12-9 (5-5)

NO. Name	Min	FG	3P	FT	Rebounds	Fouls	TP	AS	TO	ST	Blocks	Sh	+/−	
2 Aleem Ford	F 19:07	2-8	1-3	1-2	1	2	3	2	6	0	1	0	-1	
5 Tyler Wahl	F 25:52	2-6	0-2	0-1	2	5	7	3	4	1	2	0	-2	
35 Nate Reuvers	F 28:33	6-15	0-2	1-3	0	3	3	4	13	0	0	2	-8	
0 D'Mitrik Trice	G 36:46	5-10	3-6	3-4	1	8	9	4	16	6	1	1	-5	
34 Brad Davison	G 33:03	2-8	2-7	0-0	1	4	5	2	6	1	2	0	-7	
11 Micah Potter	14:55	3-7	0-2	1-1	3	3	6	4	2	7	1	1	3	
1 Brevin Pritzl	31:33	3-8	2-6	0-0	0	4	4	3	0	8	2	1	0	
12 Trevor Anderson	10:11	1-2	0-0	0-0	1	1	2	2	0	2	1	1	0	
Team					0	2	2	0	0	0	0			
Totals	24-04	8-28	6-11	9	31	40	28	14	62	12	9	2	4	-6

Shooting By Period	1st FG%	2nd FG%	3rd FG%	FT%
1st FG%	11-33 33.3%	4-12 33.3%	3-11 27.3%	9-13 69.2%
2nd FG%	13-31 41.9%	4-16 25.0%	2-4 50%	2-4 50%
3rd FG%	2-4 50%	2-4 50%	2-4 50%	2-4 50%
FT%	9-13 69.2%	2-4 50%	2-4 50%	2-4 50%
Dead Ball Rebounds:	3	0	0	0

Technical Fouls: Davison 2<sup>nd</sup> 0:32

Iowa - 68

Record: 15-5 (6-3)

NO.	Name	Min	FG	3P	FT	Rebounds	OR	DR	TOF	Fouls	TP	AS	TO	ST	Blocks	+/-	
55	Luka Garza	C 36:54	6-17	0-2	9-13	6	12	18	3	12	21	0	4	0	3	1	
1	Joe Toussaint	G 25:19	4-8	0-1	3-3	0	2	2	4	11	4	1	1	1	1	16	
5	CJ Fredrick	G 36:51	5-11	2-5	5-6	3	1	4	2	4	17	2	2	1	0	0	
10	Joe Wieskamp	G 34:45	1-5	3-4	1	9	10	0	4	12	1	0	0	1	2	7	
30	Connor McCaffery	G 30:32	0-4	0-4	3-4	1	5	6	2	3	2	1	0	0	0	2	
4	Bakari Evelyn	I 10:50	0-2	0-1	0-0	0	0	0	0	1	0	0	0	0	0	-3	
15	Ryan Kriener	20:07	1-5	0-2	2-2	0	1	1	4	1	4	0	1	0	2	-3	
35	Cordell Pernal	04:42	0-1	0-0	0-0	0	1	1	1	0	0	0	0	0	1	-2	
Team						2	2	4	0	0	0	0	0				
Totals			20:40	3-20	25-32	13	33	46	15	27	68	10	9	2	7	4	6

Shooting By Period	1st FG%	2nd FG%	3rd FG%	FT%
1st FG%	11-31 35.5%	3-11 27.3%	3-11 27.3%	9-13 69.2%
2nd FG%	1-1 100%	7-10 70%	9-29 31.0%	2-2 100%
3rd FG%	2-2 100%	2-2 100%	2-2 100%	2-2 100%
FT%	25-32 78.1%	2-2 100%	2-2 100%	2-2 100%
Dead Ball Rebounds:	3	0	0	0

Technical Fouls: Garza 2<sup>nd</sup> 0:02

Biggest lead	WIS	IOWA
Biggest lead	12 (2 <sup>nd</sup> 7:13)	7 (2 <sup>nd</sup> 0:14)
Best Scoring Run	7 (2 <sup>nd</sup> 13:39)	12 (2 <sup>nd</sup> 2:18)
Lead Changes	5	
Times Tied	7	
Time with Lead	22:24	14:09

Points from	WIS	IOWA
Turnovers	9	9
Paint	20	29
Second Chance	6	16
Fast Breaks	4	25
Bench	17	4

Period by Period Scoring	1st	2nd	TOT
WIS	30	32	62
IOWA	30	38	68

## GAME 23: MINNESOTA 70, WISCONSIN 52

Feb. 5, 2020 • Minneapolis, Minn. • Williams Arena



Official Basketball Box Score - Final  
Wisconsin at Minnesota  
02/05/2020 Williams Arena, Minneapolis  
2019-20 Men's Basketball

Game Time: 2:00 AM  
Game Duration: 1:57  
Attendance: 11,389

Officials: D.J. Carstensen, Chris Beaver, Rob Kuenneken

Wisconsin - 52

Record: 13-10 (6-6)

NO. Name		Min	FG	3P	FT	Rebounds	Fouls	TP	AS	TO	ST	Blocks	+/-
			M/A	M/A	M/A	OR DR TOT	PFF	FD					
2 Aleem Ford	F	25:27	4-9	2-5	1-2	1 3 4	1	11	0	2	0	0	-2
5 Tyler Wahl	F	26:12	1-3	0-1	0-2	3 3 6	3	1	2	0	1	0	-14
35 Nate Reuvers	F	24:33	6-18	2-4	0-1	2 1 3	4	14	0	0	0	1	-20
0 D'Mitrik Trice	G	35:20	4-13	2-9	0-0	0 5 5	5	10	6	2	0	0	-22
34 Brad Davison	G	23:58	0-3	0-2	4-4	0 2 2	2	3	4	2	1	0	-18
1 Brevin Pritzl	F	27:37	0-7	0-4	0-0	2 1 3	2	0	0	0	1	0	-7
11 Micah Potter	G	19:42	4-11	1-2	2-2	5 10 15	2	11	1	0	0	1	4
12 Trevor Anderson	F	16:46	0-3	0-2	0-0	0 2 2	0	0	0	0	0	0	9
3 Walt McGorony		00:25	0-0	0-0	0-0	0 0 0	0	0	0	0	0	0	0

Shooting By Period	1st FG%	2nd FG%	3rd FG%	FT%
1st FG%	6-13 46.2%	4-7 57.1%	8-36 22.2%	3-4 75%
2nd FG%	8-36 22.2%	1-16 6.3%	3-4 75%	19-67 28.4%
3rd FG%	1-16 6.3%	7-29 24.1%	7-11 63.6%	2-3 66.7%
FT%	15-30 50.0%	2-3 66.7%	2-3 66.7%	2-3 66.7%
Dead Ball Rebounds:	1	0	0	0

Technical Fouls: NONE

Minnesota - 70

Record: 12-10 (6-6)

NO.	Name	Min	FG M-A	3P M-A	FT M-A	Reb	OR	DR	TOT	Fouls PF	FD	TP	AS	TO	ST	Blocks BS	BA	+	
30	Alihan Demir	F 27:58	2-7	0-2	3-4	2	3	5	0	4	7	2	0	1	0	0	0	1	
25	Daniel Oturu	C 28:37	6-10	1-1	4-4	5	9	14	5	4	17	2	1	0	1	0	4	14	
0	Payton Willis	G 36:53	7-10	5-7	2-2	0	5	5	2	21	1	1	0	2	0	0	0	20	
5	Marcus Carr	G 34:00	5-15	0-2	2-6	0	9	9	1	5	12	10	3	1	0	0	0	10	
22	Gabo Katschauer	G 35:52	4-14	3-8	0-0	1	2	3	3	0	11	0	0	0	0	0	0	15	
35	Isaiah Hines	12:02	1-4	0-2	0-0	0	5	5	0	1	2	1	1	0	0	0	0	11	
1	Tre Williams	07:15	0-1	0-0	0-0	0	0	0	0	1	0	0	0	0	0	0	0	1	
21	Jarvis Omersa	11:23	0-0	0-0	0-0	0	0	0	0	3	0	0	0	1	1	0	0	4	
Team						2	3	5	0	0	0	0	0	0	0	0	0	0	
Totals			25:61	9-22	11-16	10	36	46	15	15	70	16	5	5	3	1	0	0	18

Shooting By Period	1st FG%	2nd FG%	3rd FG%	FT%
1st FG%	18-33 54.5%	5-10 50.0%	4-7 57.1%	7-28 25.0%
2nd FG%	4-7 57.1%	4-12 33.3%	7-9 77.8%	25-61 41.0%
3rd FG%	7-9 77.8%	9-22 40.9%	11-16 68.8%	2-3 66.7%
FT%	10-15 66.7%	2-3 66.7%	2-3 66.7%	2-3 66.7%
Dead Ball Rebounds:	1	0	0	0

Technical Fouls: NONE

Biggest lead	WIS	MIN
Biggest lead	0 (1 <sup>st</sup> 20:00)	22 (2 <sup>nd</sup> 8:11)
Best Scoring Run	5 (1 <sup>st</sup> 13:10)	7 (1 <sup>st</sup> 16:07)
Lead Changes	0	
Times Tied	1	
Time with Lead	00:00	39:15

Points from	WIS	MIN
Turnovers	1	8
Paint	22	24
Second Chance	12	9
Fast Breaks	0	12
Bench	11	2

Period by Period Scoring	1st	2nd	TOT
WIS	32	20	52
MIN	45	25	70

## GAME 22: WISCONSIN 64, #14 MICHIGAN STATE 63

Feb. 1, 2020 • Madison, Wis. • Kohl Center



Official Basketball Box Score - Final  
Wisconsin St. at Wisconsin  
02/01/2020 Kohl Center, Madison  
2019-20 Men's Basketball

Game Time: 12:12 PM  
Game Duration: 1:58  
Attendance: 17,287

Officials: Terry Wynn, Terry Oglesby, Courtney Green

Michigan St. - 63

Record: 16-6 (8-3)

NO. Name		Min	FG	3P	FT	Rebounds	Fouls	TP	AS	TO	ST	Blocks	BB	BA	+/-		
11 Aaron Henry	F	35:49	2-6	1-3	0-0	0	3	3	1	0	5	3	3	0	1	5	
23 Xavier Tillman	F	35:56	3-15	1-4	0-0	3	11	14	2	1	7	5	2	1	1	2	6
25 Malik Hall	F	19:37	1-1	0-0	0-0	2	4	6	3	2	2	2	2	0	2	0	-5
2 Rocket Watts	G	25:02	6-13	4-10	0-0	0	1	1	3	1	16	0	2	0	0	1	10
5 Cassius Winston	G	34:08	9-19	3-5	2-2	0	4	4	3	3	23	3	0	1	0	0	2
0 Kyle Ahrens		14:07	1-2	1-1	0-0	1	3	4	1	0	3	0	1	2	0	0	-6
30 Marcus Bingham Jr.		11:07	0-1	0-1	1-2	0	1	1	2	1	1	0	0	0	0	0	0
3 Foster Loyer		08:20	2-3	0-1	0-0	0	0	0	0	0	4	0	2	1	0	0	-7
44 Cabe Brown		03:09	0-1	0-0	0	0	1	1	0	0	0	0	0	0	0	0	-3
15 Thomas Kihler		09:24	1-1	0-0	0-0	0	0	0	1	0	2	1	0	0	0	0	-9
34 Julius Marble		03:21	0-1	0-0	0-0	1	0	1	0	1	0	0	0	0	0	0	-2
Team						1	1	2			0	0					
Totals			25-63	10-25	3-4	8	29	37	16	9	63	14	12	5	3	3	-1

Shooting By Period	1st FG%	2nd FG%	3rd FG%	FT%
1st FG%	4-13 30.8%	1-2 50%	6-13 46.2%	2-2 100%
2nd FG%	1-2 50%	6-13 46.2%	2-2 100%	2-2 100%
3rd FG%	2-2 100%	2-2 100%	2-2 100%	2-2 100%
FT%	8-10 80.0%	2-2 100%	2-2 100%	2-2 100%
Dead Ball Rebounds:	1	2	0	0

Technical Fouls: NONE

Wisconsin - 64

Record: 13-9 (6-5)

NO. Name	Min	FG	3P	FT	Rebounds	Fouls	TP	AS	TO	ST	Blocks	+/-			
2 Aleem Ford	34:13	5-6	2-2	1-1	0	4	4	2	3	13	0	2	2	0	
5 Tyler Wahl	21:24	1-7	0-3	0-0	0	4	4	3	2	2	2	2	1	-5	
35 Nate Reuvers	26:42	5-9	2-3	3-3	0	3	3	2	3	15	0	2	1	-7	
0 D'Mitrik Trice	36:34	3-12	2-7	6-9	0	6	6	1	6	14	5	1	1	0	
1 Brevin Pritzl	39:29	4-11	2-7	0-0	1	6	7	1	1	10	0	1	0	-3	
11 Micah Potter	22:26	2-5	0-2	2-2	2	2	4	0	1	6	1	2	0	1	
12 Trevor Anderson	14:42	2-4	0-1	0-0	0	1	1	0	0	4	1	0	1	0	
3 Walt McGorony	02:30	0-0	0-0	0-0	0	0	0	0	0	1	0	0	0	-2	
Team					1	4	5	0	0	0	0				
Totals		22-54	9-25	12-15	4	30	34	9	16	64	10	10	8	4	3

**GAME 27: WISCONSIN 79, RUTGERS 71**  
Feb. 23, 2020 • Madison, Wis. • Kohl Center



Official Basketball Box Score - Final  
**Wisconsin at Nebraska**  
 02/15/20 Pinnacle Bank Arena, Lincoln  
 Nebraska vs. Wisconsin

Game Time: 7:16 PM  
Game Duration: 1:54  
Attendance: 15,864

**Officials:** Terry Wymer, Steve McJunkins, Donnie Enloe.

Wisconsin - 81			Record: 15-10 (8-6)													
NO.	Name	Min	FG M-A	3P M-A	FT M-A	Rebounds	Fouls	TP	AS	TO	ST	Blocks	+/-			
2	Aleem Ford	F 27:07	1-5	1-3	0-1	9	10	10	3	2	1	0	0	12		
35	Nate Reuvers	F 16:11	6-10	1-1	0-0	3	3	4	13	1	0	2	0	11		
0	D'Mitrik Trice	G 35:47	5-10	5-6	0-0	3	3	2	2	15	0	0	0	23		
1	Brevin Pritzl	G 36:28	1-8	0-1	2-3	5	2	1	3	0	1	1	1	10		
34	Brad Davison	G 34:27	11-17	8-11	0-0	1	4	5	2	1	30	4	0	0	15	
5	Tyler Wahl	16:35	1-2	0-1	0-0	2	2	1	0	2	4	1	0	0	6	
12	Trevor Anderson	11:54	0-3	0-2	0-1	2	3	0	0	2	2	0	1	0	0	
1	Micha Poter	19:25	6-8	0-1	3-3	1	6	7	0	4	15	1	4	0	1	5
3	Walt McGorry	00:42	0-0	0-0	0-0	0	0	0	0	0	0	1	1	0	0	0
4	Carter Higginbottom	00:42	0-0	0-0	0-0	0	0	0	0	0	0	0	0	0	0	0
20	Samad Qawi	00:42	0-0	0-0	0-0	0	0	0	0	0	0	0	0	0	0	0
Team						0	1	1		0	0					
Totals			31-63	15-31	4-5	6	33	39	14	81	19	11	3	4	2	17

Shooting By Period

1 <sup>st</sup> FG%	15.33	45.5%
3P%	6.18	33.3%
FT%	3.4	75%
2 <sup>nd</sup> FG%	16.30	33.3%
3P%	9.13	69.2%
FT%	1.1	100%
GM FG%	31.63	49.4%
3P%	15.31	48.2%
FT%	4.5	80.0%

Dead Ball Rebounds: 0

Technical Fouls::NONE

Nebraska - 64		Record: 7-18 (2-12)														
NO. NAME	Min	FG		3P	Rebounds		Fouls		TP	AS	TO	ST	Blocks		+/-	
		MA	MA	MA	OR	DR	FF	FA					BS	BA		
1 Kevin Cross	F 16:15	1-6	1-5	1-2	0	1	1	4	1	1	0	0	0	0	-16	
3 Cam Mack	G 36:11	3-13	1-5	1	8	9	0	3	8	2	1	0	2	-12		
22 Haanif Cheatham	G 34:47	7-12	1-2	1-2	1	3	0	2	17	2	1	0	0	-25	2 <sup>nd</sup> FG% 10-31 32.3%	
23 Jervay Green	G 24:46	3-6	1-2	0-0	4	4	0	1	7	0	2	1	0	-19	3 <sup>rd</sup> FG% 10-30 33.0%	
34 Thorl Thorbjarnson	G 28:49	3-9	2-6	0	3	3	2	0	8	2	3	2	0	-8	FT% 3-7 42.9%	
11 Datchon Burke	21:21	4-9	2-4	0	2	2	2	2	10	0	2	0	1	0	GM FG% 25-65 38.5%	
24 Yvan Ouedjogo	15:00	0-0	0-0	0	0	0	0	0	0	0	0	0	0	0	3PT% 8-25 32.0%	
25 Malachi Kavas	01:13	0-0	0-0	0-0	0	0	0	0	0	0	2	1	0	-3	FT% 6-12 50.0%	
30 Charlie Easley	12:11	1-4	0-0	0	1	0	2	2	2	0	2	1	1	-1	Dead Ball Rebounds: 3.0	
0 Akol Arop	05:27	0-0	0-0	0-0	1	0	1	2	1	0	0	1	0	-2		
Team					2	1	3	0	0	0	0					
Totals		25-65	8-25	6-12	10	27	37	12	64	15	10	7	2	4	-17	

Technical Fouls::NONE

	WIS	NEB	Points from	WIS	NEB	Period by Period Scoring			
Biggest lead	18 (2 <sup>nd</sup> 5:18)	7 (1 <sup>st</sup> 8:51)	Turnovers	11	7	1st	2nd	TOT	
Best Scoring Run	16 (2 <sup>nd</sup> 12:34)	6 (1 <sup>st</sup> 9:30)	Paint	26	34	WIS	39	42	81
Lead Changes	13		Second Chance	2	4				
Times Tied	10		Fast Breaks	0	6	NEB	38	26	64
Time with Lead	21:14	13:21	Bench	17	20				

**Come Notes:** Actual Attendance 11,720.



Official Basketball Box Score - Final  
**Purdue at Wisconsin**  
02/18/20 Kohl Center, Madison  
2019-20 Men's Basketball

Game Time: 6:01 PM  
Game Duration: 2:02  
Attendance: 17 012

Officials: D. J. Carstensen, Chris Beaver, Eric Cunniff

Purdue - 65		Record: 14-13 (7-9)												
NO. Name	Min	FG M-A	3P M-A	FT	Rebounds OR DR	Fouls FF	TP	AST	ST	Blocks BS BA	+/-			
12 Evan Boudreaux	F 23:12	1-5	0-2	0-0	1 4	5 1	2	2	0	1 0	0			
32 Matt Hunter	F 12:43	1-3	0-0	0-0	0 1	1 4	0	2	1	0 1	0			
2 Eric Haums Jr.	G 17:25	1-4	0-2	0-0	0 0	0 4	1	2	1	2 1	0			
3 Jahaad Proctor	G 24:27	0-4	0-0	0	3 3	2 1	0	2	0	0 0	-10			
20 Jalei Eastern	G 30:32	6-12	0-0	2-3	3 6	3 4	14	4	2	1 0	8			
11 Isaiah Thompson	20:19	3-7	3-5	0-0	1 1	2 1	0	9	0	0 1	-5			
25 Trevon Williams	17:27	8-16	0-0	1-2	8 4	12 3	3	17	2	2 1	2			
55 Sasha Stefanovic	27:17	3-7	3-6	2-2	1 2	3 4	2	11	2	2 1	0			
1 Aaron Wheeler	18:48	2-5	1-4	3-3	1 3	4 2	2	8	0	0 1	-4			
Team					0 22	37 0	0	0	0	0 0				
Totals		25-63	7-19	8-10	15 31	27 24	14	65	13	9 5	1 3	-4		
<div>Shooting By Period</div> <div>1st FG 10-32 31.3%</div> <div>3PT% 2-7 28.6%</div> <div>FT% 5-6 83.3%</div> <div>2nd FG 15-31 48.4%</div> <div>3PT% 5-12 41.7%</div> <div>FT% 3-4 75%</div> <div>GM FG% 25-63 39.7%</div> <div>3PT% 7-19 36.8%</div> <div>FT% 6-10 80.0%</div> <div>Dead Ball Rebounds: 2-0</div>														

Technical Fouls: NONE

Wisconsin - 69				Record: 16-19 (9-9)										Technical Fouls: NONE									
NO. NAME	Min	FG	3P	FT	Rebounds	Fouls	TP	AS	TO	ST	Blocks	+/-	Shooting By Period										
		M/A	M/A	M/A	R	OR	TR	F	T	O	B		1st	FG	2nd	3rd							
2 Aileen Ford	F 33:10	7-11	5-8	0-0	3	4	7	1	2	19	1	1	10-26	38.5%									
35 Nate Rouverfs	F 31:11	13-11	1-5	5-6	1	5	6	3	8	12	2	2	6-16	37.5%									
11 Micah Potter	C 16:13	0-3	0-1	0-0	1	1	2	2	0	0	1	0	4-4	100%									
0 D'Mitric Trace	G 32:20	3-11	2-7	0-0	1	1	0	1	3	8	5	0	9-24	37.5%									
34 Brad Davidson	G 34:10	7-11	3-5	4-4	1	2	3	6	13	1	0	1	6-15	40.0%									
11 Brevin Pottier	S 35:21	2-6	1-5	8-8	2	2	4	1	13	1	0	0	15-16	93.8%									
5 Tyler Ward	05:53	1-1	0-0	0-0	0	0	0	2	0	2	0	0	3-21	38.1%									
12 Trevor Anderson	12:20	0-1	0-0	2-2	1	1	2	2	1	2	3	0	19-20	95.0%									
Team					1	2	3	0	0	1			Dead Ball Rebounds: 0.3										
Totals		19-50	12-31	19-20	10	20	30	14	24	69	13	9	3	1	4								

Technical Fouls: NONE

	Purdue	UW	Points from	Purdue	UW	Period by Period Scoring			
Biggest lead	2 (1 <sup>st</sup> 1:48)	13 (2 <sup>nd</sup> 14:53)	Turnovers	14	11		1st	2nd	TOT
Best Scoring Run	9 (1 <sup>st</sup> 1:48)	9 (2 <sup>nd</sup> 14:53)	Paint	34	12				
Lead Changes	2		Second Chance	19	12	Purdue	27	38	65
Times Tied	1		Fast Breaks	11	7				
Time with Lead	00:16	35:54	Bench	45	17	UW	30	39	69

**NOTES:** Wisconsin went 19-for-20 at the free throw line, its highest percentage on at least 20 attempts from the charity stripe since going 19-for-20 vs. Kentucky in a national semifinal of the 2014 Final Four...UW's 95% FT effort marked its 2nd-best performance in Kohl Center history (96.2% [25-26] vs. Michigan State on Feb. 6, 2011)...Aleem Ford scored a career high 19 points, including a career best 5 triples...Brevin Pritzl scored 13 points, includin a career high 8 free throws...UW improved to 9-0 this season when Pritzl scores in double figures.



Official Basketball Box Score - Final  
**Rutgers at Wisconsin**  
 02/23/20 Kohl Center, Madison  
 2019-20 Men's Basketball

Game Time: 12:01 PM  
Game Duration: 2:03  
Attendance: 17,297

**Officials:** Terry Oglesby, Terry Wymer, Courtney Green

Rutgers - 71		Record: 18-10 (9-5)																
NO. Name	Min	FG		3P		FT		Rebounds	Fouls	TP	AS	TO	Blocks	+/-	Shooting By Period			
		M-A	%	M-A	%	M-A	%								OR	DR	TOT	1 <sup>st</sup> FG%
1 Akwasi Yeboah	F 22:47	4-6	0-2	0-0	1	4	5	5	1	8	1	0	1	0	2	1 <sup>st</sup> FG%	13-26	50.0%
13 Shaq Carter	F 15:13	1-1	0-0	0-0	0	3	3	4	0	2	0	1	0	0	4	3PT%	0-6	0.0%
0 Geo Barber	G 33:45	6-14	0-3	0-4	1	4	5	2	4	16	6	2	1	0	-2	FT%	0-0	0.0%
2 Monte Mathis	G 27:16	5-8	2-3	0-0	0	2	2	2	0	12	1	1	3	0	-1	2 <sup>nd</sup> FG%	17-34	50.0%
24 Sam Harper Jr.	G 33:21	9-16	2-4	1-2	7	1	1	2	21	0	1	1	0	0	0	3PT%	4-8	50.0%
3 Paul Mulcahy	I 11:24	0-0	0-0	0-0	0	1	1	1	0	1	0	1	0	0	-8	GM FG%	30-60	50.0%
15 Miles Johnson	22:42	3-6	0-0	0-0	3	3	6	4	2	6	1	2	1	2	10	3PT%	4-14	28.6%
22 Caleb McConnell	13:10	1-3	0-0	0-0	0	0	0	1	0	2	1	2	0	0	-16	FT%	7-10	70.0%
42 Jacob Young	18:24	1-6	0-2	2-4	0	1	1	1	3	4	3	1	2	0	1	-1	Dead Ball Rebounds:	1
11 Mamadou Doucoure	01:58	0-0	0-0	0-0	0	0	0	0	0	0	0	0	0	0	-3			
Team					0	0	0	0	0	0								
Totals		30-60	4-14	7-17	25	32	21	12	71	13	10	8	2	2	-8			

Technical Fouls: NONE

Wisconsin - 79				Record: 17-10 (10-6)										Team Stats: HOME									
NO. NAME	Min	FG		3P		FT		Rebounds	Fouls		TP	AS	TO	ST	Blocks	+/-	Shooting By Period						
		M-A	M-A	M-A	M-A	OR	DR		FF	FD							1st FG	2nd FG					
2 Aileen Ford	F 33:46	1-6	0-4	0-0	0	0	2	0	2	1	2	1	2	1	0	0	1st FG 14-27 51.9%	3P% 6-13 46.2%					
35 Nate Reuvers	F 22:45	4-13	1-3	8-10	1	0	1	1	6	17	0	0	0	0	0	1	FT% 5-7 71.4%						
0 D'Mirick Tine	G 41:24	2-4	1-1	3-4	0	2	2	2	5	8	9	2	0	0	0	0	2nd FG 10-23 43.5%	FT% 5-9 55.6%					
1 Brevin Prtiz	G 36:34	3-10	2-3	1-1	0	4	4	1	3	17	1	1	0	0	0	12	FT% 15-19 78.9%	3P% 2-4 50.0%					
34 Brad Davidson	G 33:58	3-7	3-5	3-5	6-8	0	3	4	4	15	0	2	0	0	0	2	GM FG 24-50 48.0%	FT% 20-26 76.9%					
5 Tyler Wahl	06:14	1-1	0-0	0-1	0	2	3	0	0	3	1	0	0	0	0	3	3P% 11-22 50.0%						
11 Mike Peltier	F 11:35	6-8	4-5	2-2	0	1	1	0	1	18	0	1	0	0	0	1	FT% 20-26 76.9%						
2 Trevor Anderson	15:01	0-1	0-0	0-0	0	1	2	0	0	0	1	1	0	0	0	0	Dead Ball Rebounds: 10						
Team																							
Totals		24-50	11-22	20-26	1	2	30	12	21	79	13	11	2	2	2	8							

Technical Fouls: NONE

	RU	UW	Points from	RU	UW	Period by Period Scoring		
Biggest lead	4 (1st 18:11)	16 (2nd 15:05)	Turnovers	12	11	1st	2nd	TOT
Best Scoring Run	7 (2nd 2:52)	8 (1st 9:07)	Paint	42	16	RU	26	45
Lead Changes	2	1	Second Chance	6	7		71	
Times Tied	2		Fast Breaks	18	2	UW	39	40
Time with Lead	03:25	35:07	Bench	12	20		79	

**NOTES:** Wisconsin reached 10 conference wins for the 17th time in the last 19 seasons (since 2001-02), the most of any Big Ten team...Micah Potter matched his career high with 4 triples (4-5 3FG)...Brevin Pritzl made a career-high 5 two-point field goals...Brad Davison finished with 15 points, becoming the 43rd player in school history to eclipse 1,000 career points...D'Mitrik Trice dished out a career-high 9 assists with just 2 turnovers, while scoring 8 points.

# SPECIAL STATISTICS

Updated Through February 23, 2020

Game (Wis/Opp)	Pts off T/O	Pts in Paint	2nd Chance Pts	Fast Break Pts	Bench Pts
11/5/19 vs. #20 Saint Mary's	14 / 16	28 / 20	6 / 14	0 / 8	2 / 4
11/8/19 vs. Eastern Illinois	17 / 15	28 / 20	13 / 16	3 / 7	10 / 13
11/13/19 vs. McNeese St.	30 / 2	32 / 26	8 / 2	14 / 7	12 / 14
11/17/19 vs. Marquette	19 / 5	24 / 10	14 / 3	9 / 7	20 / 19
11/21/19 vs. Green Bay	13 / 17	26 / 36	6 / 5	2 / 10	19 / 32
11/25/19 vs. Richmond	5 / 17	10 / 28	4 / 2	4 / 6	12 / 4
11/26/19 vs. New Mexico	5 / 10	18 / 34	5 / 13	9 / 12	8 / 16
12/4/19 vs. NC State	6 / 6	28 / 26	11 / 8	2 / 6	8 / 18
12/7/19 vs. Indiana	18 / 6	32 / 30	11 / 12	5 / 11	17 / 21
12/11/19 at Rutgers	10 / 22	28 / 42	5 / 23	10 / 18	21 / 18
12/21/19 vs. Milwaukee	12 / 14	26 / 14	5 / 5	5 / 6	20 / 21
12/28/19 at Tennessee	12 / 7	22 / 18	5 / 8	3 / 2	21 / 17
12/31/19 vs. Rider	9 / 2	20 / 20	2 / 4	2 / 4	16 / 11
1/3/20 at #5 Ohio State	16 / 6	22 / 24	8 / 9	5 / 5	20 / 2
1/8/20 vs. Illinois	6 / 9	22 / 30	9 / 9	2 / 13	24 / 24
1/11/20 at #20 Penn State	10 / 8	20 / 12	7 / 9	0 / 7	31 / 15
1/14/20 vs. #17 Maryland	12 / 8	20 / 22	2 / 9	4 / 0	17 / 14
1/17/20 at #15 Michigan St.	22 / 38	8 / 8	10 / 9	7 / 19	8 / 18
1/21/20 vs. Nebraska	9 / 19	16 / 36	12 / 10	5 / 7	29 / 17
1/24/20 at Purdue	12 / 15	20 / 28	2 / 19	7 / 5	22 / 30
1/27/20 at #18 Iowa	9 / 9	20 / 28	6 / 16	4 / 25	17 / 4
2/2/20 vs. #14 Michigan State	14 / 8	20 / 18	2 / 5	0 / 11	10 / 10
2/5/20 at Minnesota	1 / 8	22 / 24	12 / 9	0 / 12	11 / 2
2/9/20 vs. Ohio State	15 / 14	12 / 18	15 / 7	0 / 8	30 / 16
2/15/20 at Nebraska	26 / 34	11 / 7	2 / 4	0 / 6	17 / 20
2/18/20 vs. Purdue	11 / 14	12 / 34	12 / 19	7 / 11	17 / 45
2/23/20 vs. Rutgers	11 / 12	16 / 42	7 / 6	2 / 18	20 / 12
<b>RUNNING TOTAL</b>	<b>343 / 341</b>	<b>561 / 655</b>	<b>201 / 255</b>	<b>111 / 251</b>	<b>459 / 437</b>
<b>PER GAME AVERAGE</b>	<b>12.7 / 12.6</b>	<b>20.7 / 24.2</b>	<b>7.4 / 9.4</b>	<b>4.1 / 9.2</b>	<b>17 / 16.1</b>



# TEAM SUPERLATIVES

## WISCONSIN

### HIGH

### LOW

• Points	88	GREEN BAY (11/22/19)	50	vs. New Mexico (11/26/19)
• First-Half Points	51	GREEN BAY (11/22/19)	15	at Purdue (1/24/20)
• Second-Half Points	46	McNEESE STATE (11/13/19)	20	at Minnesota (2/5/20)
• Field Goals Made	32	GREEN BAY (11/22/19)	17	vs. Richmond (11/25/19)
• Field Goal Attempts	67	at Minnesota (2/5/20)	46	at Purdue (1/24/20)
• Field Goal Percentage	.536 (30-56)	McNEESE STATE (11/13/19)	.284	at Minnesota (2/5/20)
• 3-Point Field Goals Made	18	NEBRASKA (1/21/20)	2	vs. New Mexico (11/26/19)
• 3-Point Field Goal Attempts	34	NEBRASKA (1/21/20)	15	ILLINOIS (1/8/20)
• 3-Point Field Goal Pct. (min. 10 att.)	.529 (18-34)	NEBRASKA (1/21/20)	.007 (2-26)	vs. New Mexico (11/26/19)
• Free Throws Made	21	MILWAUKEE (12/21/19)	4	3x; MR at Nebraska (2/15/20)
• Free Throw Attempts	26	2x, MR RUTGERS (2/23/20)	7	RIDER (12/31/19)
• Free Throw Pct. (min. 12 att.)	.950 (19-20)	PURDUE (2/18/20)	.467 (7-15)	at NC State (12/4/19)
• Offensive Rebounds	15	at Minnesota (2/5/20)	2	at Purdue (1/24/20)
• Defensive Rebounds	38	RIDER (12/31/19)	14	at Purdue (1/24/20)
• Total Rebounds	45	at Minnesota (2/5/20)	16	at Purdue (1/24/20)
• Assists	24	GREEN BAY (11/22/19)	5	ILLINOIS (1/8/20)
• Blocked Shots	12	EASTERN ILLINOIS (11/8/19)	0	at Ohio State (1/3/20)
• Steals	10	McNEESE STATE (11/13/19)	1	2x; MR at Minnesota (2/5/20)
• Turnovers	15	vs. Richmond (11/25/19)	4	INDIANA (12/7/19)
• Fouls	28	at Iowa (1/27/20)	9	2x; MR MICHIGAN STATE (2/1/20)

## OPPONENTS

### HIGH

### LOW

• Points	72	at Rutgers (12/11/19)	37	RIDER (12/31/19)
• First-Half Points	45	at Minnesota (2/5/20)	11	RIDER (12/31/19)
• Second-Half Points	45	RUTGERS (2/23/20)	23	MILWAUKEE (12/21/19)
• Field Goals Made	30	RUTGERS (2/23/20)	15	RIDER (12/31/19)
• Field Goal Attempts	65	at Nebraska (2/15/20)	45	McNEESE STATE (11/13/19)
• Field Goal Percentage	.500 (30-60)	RUTGERS (2/23/20)	.246 (15-61)	RIDER (12/31/19)
• 3-Point Field Goals Made	10	MICHIGAN STATE (2/1/20)	2	RIDER (12/31/19)
• 3-Point Field Goal Attempts	25	2x; MR at Nebraska (2/15/20)	13	vs. New Mexico (11/26/19)
• 3-Point Field Goal Pct. (min. 10 att.)	.474 (9-19)	2x; MR at Purdue (1/24/20)	.143 (2-14)	RIDER (12/31/19)
• Free Throws Made	25	at Iowa (1/27/20)	3	2x; MR MICHIGAN STATE (2/1/20)
• Free Throw Attempts	32	at Iowa (1/27/20)	4	MICHIGAN STATE (2/1/20)
• Free Throw Pct. (min. 10 att.)	.938 (15-16)	OHIO STATE (2/9/20)	.500 (6-12)	at Nebraska (2/15/20)
• Offensive Rebounds	16	at Purdue (1/24/20)	3	GREEN BAY (11/22/19)
• Defensive Rebounds	36	at Minnesota (2/5/20)	18	INDIANA (12/7/19)
• Total Rebounds	46	2x; MR at Minnesota (2/5/20)	24	McNEESE STATE (11/13/19)
• Assists	20	at Michigan State (1/17/20)	5	RIDER (12/31/19)
• Blocked Shots	6	at NC State (12/4/19)	0	MARYLAND (1/14/20)
• Steals	10	RIDER (12/31/19)	1	ILLINOIS (1/8/20)
• Turnovers	18	McNEESE STATE (11/13/19)	5	at Minnesota (2/5/20)
• Fouls	24	PURDUE (2/18/20)	10	2x; MR at Purdue (1/24/20)

## MISCELLANEOUS

### HIGH

### SECOND-HIGHEST

• UW's Largest Deficit Overcome in Win	8 (10-2, 15:39 1H) McNEESE STATE (11/13/19)	7 (2x) MR (24-17, 8:51 1H) at Nebraska (2/15/20)
• UW's Largest Deficit Overcome in Win (2nd Half/OT)	7 (38-31, 16:58 2H) at Ohio State (1/3/20)	4 (43-39, 10:43 2H) MARYLAND (1/14/20)
• UW's Largest Lead Surrendered in Loss	12 (57-45, 7:13 2H) at Iowa (1/27/20)	8 (17-9, 7:38 1H) vs. Saint Mary's (11/5/19)
• UW's Largest Lead Surrendered in Loss (2nd Half/OT)	12 (57-45, 7:13 2H) at Iowa (1/27/20)	7 (63-56, 4:50 2H) ILLINOIS (1/8/20)
• UW's Largest Halftime Lead	22 GREEN BAY (11/22/19)	20 INDIANA (12/7/19)
• UW's Largest Halftime Deficit	18 at Purdue (1/24/20)	15 at Michigan State (1/17/20)
• UW's Largest Lead	31 (2x); MR (64-33, 3:39 2H) RIDER (12/31/19)	28 (57-29, 9:08 2H) at Tennessee (12/28/19)
• UW's Largest Deficit	28 (45-17, 16:14 2H) at Purdue (1/24/20)	25 (67-42, 5:46 2H) at Michigan State (1/17/20)

# INDIVIDUAL SUPERLATIVES

## WISCONSIN

### HIGH

### SECOND-HIGHEST

• Points	31	D'Mitrik Trice (MILWAUKEE - 12/21/19)	30	Brad Davison (at Nebraska - 2/15/20)
• Field Goals Made	11	2x; MR Brad Davison (at Nebraska - 2/15/20)	10	2x; MR Kobe King (ILLINOIS - 1/8/20)
• Field Goal Attempts	18	2x; MR Nate Reuvers (at Minnesota - 2/5/20)	17	Brad Davison (at Nebraska - 2/15/20)
• Field Goal Pct. (min. 5 made)	.875 (7-8)	Brad Davison (McNEESE STATE - 11/13/19)	.857 (6-7)	2x; MR Micah Potter (MARYLAND - 1/14/20)
• 3-Point Field Goals Made	8	Brad Davison (at Nebraska - 2/15/20)	5	4x; MR Aleem Ford (PURDUE - 2/18/20)
• 3-Point Field Goal Attempts	11	Brad Davison (at Nebraska - 2/15/20)	9	2x; MR D'Mitrik Trice (at Minnesota - 2/5/20)
• 3-Point FG Pct. (min. 4 made)	.833 (5-6)	3x; MR D'Mitrik Trice (at Nebraska - 2/15/20)	.800 (4-5)	Micah Potter (RUTGERS - 2/23/20)
• Free Throws Made	10	Nate Reuvers (at Ohio State - 1/3/20)	8	4x; MR Nate Reuvers (RUTGERS - 2/23/20)
• Free Throw Attempts	12	Nate Reuvers (at Ohio State - 1/3/20)	10	2x; MR Nate Reuvers (RUTGERS - 2/23/20)
• Free Throw Pct. (min. 8 made)	1.000 (8-8)	3x; MR Brevin Pritzl (PURDUE - 2/18/20)	.833 (10-12)	Nate Reuvers (at Ohio State - 1/3/20)
• Offensive Rebounds	6	Brevin Pritzl (MARQUETTE - 11/17/19)	5	3x; MR Micah Potter (at Minnesota - 2/5/20)
• Total Rebounds	15	Micah Potter (at Minnesota - 2/5/20)	14	Nate Reuvers (EASTERN ILLINOIS - 11/8/19)
• Assists	9	D'Mitrik Trice (RUTGERS - 2/23/20)	8	D'Mitrik Trice (OHIO STATE - 2/9/20)
• Blocked Shots	9	Nate Reuvers (EASTERN ILLINOIS - 11/8/19)	4	2x; Nate Reuvers (Nebraska - 1/21/20)
• Steals	4	Brad Davison (McNEESE STATE - 11/13/19)	3	6x; MR D'Mitrik Trice (Nebraska - 1/21/20)
• Turnovers	5	2x; MR Nate Reuvers (vs. New Mexico - 11/26/19)	4	5x; MR Micah Potter (at Nebraska - 2/15/20)
• Fouls	5	5x; MR Nate Reuvers (OHIO STATE - 2/9/20)	4	24x; MR Brad Davison (RUTGERS - 2/23/20)

## OPPONENTS

### HIGH

### SECOND-HIGHEST

• Points	26	Jordan Ford (vs. Saint Mary's - 11/5/19)	25	Darius Roy (MILWAUKEE - 12/21/19)
• Field Goals Made	11	Jordan Ford (vs. Saint Mary's - 11/5/19)	10	Dachon Burke (Nebraska - 1/21/20)
• Field Goal Attempts	24	Jordan Ford (vs. Saint Mary's - 11/5/19)	21	Markus Howard (MARQUETTE - 11/17/19)
• Field Goal Pct. (min. 5 made)	1.000 (5-5)	2x; MR Gabe Brown (at Michigan St. - 1/17/20)	.800 (8-10)	Amari Davis (GREEN BAY - 11/21/19)
• 3-Point Field Goals Made	5	Payton Willis (at Minnesota - 2/5/20)	4	5x; MR Rocket Watts (MICHIGAN STATE -2/1/20)
• 3-Point Field Goal Attempts	10	2x; MR Rocket Watts (MICHIGAN STATE -2/1/20)	9	Blake Francis (vs. Richmond - 11/25/19)
• 3-Point FG Pct. (min. 3 made)	1.000 (4-4)	Koby McEwen (MARQUETTE - 11/17/19)	.750 (3-4)	2x; MR Alan Griffin (ILLINOIS - 1/8/20)
• Free Throws Made	9	Luke Garza (at Iowa - 1/27/20)	8	3x; MR Darius Roy (MILWAUKEE - 12/21/19)
• Free Throw Attempts	13	Luke Garza (at Iowa - 1/27/20)	10	2x; MR Darius Roy (MILWAUKEE - 12/21/19)
• Free Throw Pct. (min. 8 made)	1.000 (8-8)	Aljami Durham (INDIANA - 12/7/19)	.800 (8-10)	Darius Roy (MILWAUKEE - 12/21/19)
• Offensive Rebounds	8	Trevion Williams (PURDUE - 2/18/20)	7	Evan Boudreaux (at Purdue - 1/24/20)
• Total Rebounds	18	Luke Garza (at Iowa - 1/27/20)	14	2x; MR Daniel Oturu (at Minnesota - 2/5/20)
• Assists	10	Marcus Carr (at Minnesota - 2/5/20)	8	Cam Mack (at Nebraska - 2/15/20)
• Blocked Shots	4	Daniel Oturu (at Minnesota - 2/5/20)	3	3x; MR Luke Garza (at Iowa - 1/27/20)
• Steals	3	6x; MR Montez Mathis (RUTGERS - 2/23/20)	2	19x; MR Jacob Young (RUTGERS - 2/23/20)
• Turnovers	6	A.J. Lawson (McNEESE STATE - 11/13/19)	5	Cassius Winston (at Michigan St. - 1/17/20)
• Fouls	5	7x; MR Akwasi Yeboah (RUTGERS - 2/23/20)	4	30x; MR Two Scar. Knights (RUTGERS - 2/23/20)

# THE LAST TIME WISCONSIN...

## Wisconsin Team

UW ranked No. 1 in AP Top 25: Feb. 21, 2007  
 UW ranked in AP Top 25: No. 19 (3/11/19)  
 UW ranked in USA Today Coaches Poll: No. 19 (3/11/19)  
 Played AP No. 1-ranked opponent: Win vs. Villanova, 65-62 (3/18/17)  
 Defeated AP No. 1-ranked opponent: Villanova, 65-62 (3/18/17)  
 Played AP No. 2-ranked opponent: Win vs. Michigan, 64-54 (1/19/19)  
 Defeated opponent ranked 3-10 by AP: No. 5 Ohio State, 61-57 (1/3/20)  
 Defeated opponent ranked 11-25 by AP: No. 14 Michigan State, 64-63 (2/1/20)  
 Defeated AP Top 25 opponent on the road: No. 20 Penn State, 58-49 (1/11/20)

## Scoring

Scored 20 or more points: 30, Brad Davison at Nebraska (2/15/20)  
 Scored 30 or more points: 30, Brad Davison at Nebraska (2/15/20)  
 Scored 40 or more points: 43, Frank Kaminsky vs. North Dakota (11/19/13)  
 Two or more Badgers scored 30 points, same game: Joe Franklin (31) and Chuck Nagle (30) vs. Purdue (3/2/68) — only other time this happened in school history was Jack Brens (31) and Ken Siebel (31) vs. Utah (12/28/62)  
 Two or more Badgers scored 20 points, same game: D'Mitrik Trice and Nate Reuvers (22) vs. Milwaukee (12/21/19)  
 Three or more Badgers scored 20 points, same game: Jon Leuer (24), Josh Gasser (21), Jordan Taylor (20), vs. PVAMU (11/14/10)  
 Scored 20 points in one half: Brad Davison (23 in 2nd) vs. Michigan State (2/25/18)  
 Scored 20 points/two straight games: D'Mitrik Trice (31 vs. Milwaukee, 12/21/19; 21 at Tennessee, 12/28/19)  
 Scored 20 points/three straight games: Ethan Happ (21 vs. Purdue, 2/15/18; 29 vs. Michigan, 2/11/18; 27 at Illinois, 2/8/18)  
 Scored 20 points/four straight games: Jordan Taylor (28 vs. Indiana, 1/20/11; 22 vs. Illinois, 1/15/11; 21 at Michigan State, 1/11/11; 20 vs. Michigan, 1/5/11)  
 Scored 30 points/two straight games: Michael Finley (30 at Michigan, 1/29/94; 32 vs. Michigan State, 2/2/94)  
 No Badger scored in double figures: vs. Marquette (12/8/12)  
 One Badger scored in double figures: 15, Ethan Happ at Purdue (1/16/18)  
 Four players scored in double figures: Micah Potter (18), Nate Reuvers (17), Brevin Pritzl (17) and Brad Davison (15) vs. Rutgers (2/23/20)  
 Five players scored in double figures: Reuvers (19), Davison (15), Ford (12), King (12), Trice (11), Pritzl (10) vs. Green Bay (11/21/19)  
 Six players scored in double figures: Reuvers (19), Davison (15), Ford (12), King (12), Trice (11), Pritzl (10) vs. Green Bay (11/21/19)  
 UW Scored 70 or more points: 79 vs. Rutgers (2/23/20)  
 UW Scored 80 or more points: 81 at Nebraska (2/15/20)  
 UW Scored 90 or more points: 101 vs. Savannah State (12/13/18)  
 UW Scored 100 or more points: 101 vs. Savannah State (12/13/18)

## Field Goal Shooting

Shot 90 percent or better (min. 10 att.): .900 (9-10), Carlton McGee vs. Michigan (2/26/92)  
 UW shot 50 percent or better: .500, vs. Milwaukee (12/21/19)  
 UW shot 60 percent or better: .603, vs. Houston Baptist (11/17/18)  
 UW shot 70 percent or better: .744, vs. Army (12/30/79)  
 UW made 30 or more field goals: 31, at Nebraska (2/15/20)  
 UW made 40 or more field goals: 42, vs. Iowa (3/9/94)  
 UW made 50 or more field goals: Has not happened  
 UW attempted 60 or more field goals: 63, at Nebraska (2/15/20)  
 UW attempted 70 or more field goals: 73, vs. Ohio State (1/12/17)  
 UW attempted 80 or more field goals: 83, vs. Northwestern (1/28/95)  
 UW attempted 100 or more field goals: 102, vs. South Dakota (12/9/72)

## 3-Point Field Goal Shooting

Made 5 or more 3-point field goals: Aleem Ford (5) vs. Purdue (2/18/20)  
 UW shot 40 percent or better (min. 8 att.): .500, vs. Rutgers (2/23/20)  
 UW shot 50 percent or better (min. 8 att.): .500, vs. Rutgers (2/23/20)  
 UW shot 60 percent or better (min. 8 att.): .636, vs. Oklahoma (11/22/18)  
 UW shot 70 percent or better (min. 8 att.): .727, at Indiana (2/25/10)  
 UW shot 80 percent or better (min. 8 att.): .889, vs. North Dakota St. (12/10/86)  
 UW shot 90 percent or better (min. 8 att.): .900, at Illinois (1/25/97)  
 UW made 10 or more 3-point field goals: 11, vs. Rutgers (2/23/20)  
 UW made 15 or more 3-point field goals: 15, at Nebraska (2/15/20)  
 UW attempted 30 or more 3-point field goals: 31, vs. Purdue (2/18/20)  
 UW attempted 40 or more 3-point field goals: 40, vs. Temple (12/3/01)

## Double-Double / Triple-Double

Had a triple-double: Ethan Happ (13 pts, 12 reb, 11 ast) vs. Northwestern (1/26/19)  
 Had a double-double (Pts/Reb): Micah Potter (11 pts, 15 reb) at Minnesota (2/5/20)  
 Had a double-double (Pts/Ast): Ethan Happ (10 p, 11 r, 12a) vs. Coppin St. (11/6/18)  
 Had a double-double (Ast/Reb): Ethan Happ (10p, 11r, 12a) vs. Coppin St. (11/6/18)  
 Had a double-double in consecutive games: Happ & Iverson, Two Straight (3/7 - 3/10)  
 Two with double-double: Potter (24 p, 13 r) & Davison (11 p, 13 r) at Penn State (1/11/20)

## Free Throw Shooting

Perfect at the FT line (min. 10 att.): 10-10, Brad Davison vs. Illinois (1/19/18)  
 UW shot 80 percent or better (min. 12 att.): .833, vs. Ohio State (2/9/20)  
 UW shot 90 percent or better (min. 12 att.): .950, vs. Purdue (2/18/20)  
 UW shot 100 percent (min. 12 att.): 14-14, at Michigan State (2/16/12)  
 UW made 20 or more free throws: 20, vs. Rutgers (2/23/20)  
 UW made 30 or more free throws: 30, vs. Minnesota (2/13/14)  
 UW made 40 or more free throws: 40, vs. Minnesota (1/12/53)  
 UW attempted 30 or more free throws: 31, vs. Nebraska (1/29/18)  
 UW attempted 40 or more free throws: 42, at Illinois (2/3/13)  
 UW attempted 50 or more free throws: 50, at Indiana (2/12/62)  
 UW attempted 60 or more free throws: 61, at Michigan (2/21/53)

## Rebounds

Had 10+ rebounds: 10, Aleem Ford at Nebraska (2/15/20)  
 Had 15+ rebounds: 15, Micah Potter at Minnesota (2/5/20)  
 Had 20+ rebounds: 25, Joe Chrnelich vs. St. Mary's (12/2/76)  
 Had 30+ rebounds: 30, Paul Morrow vs. Purdue (1/3/53)  
 Had 10+ reb. in consecutive games: Happ & Iverson, Two Straight (3/7 - 3/10)  
 UW had 40+ rebounds: 45, at Minnesota (2/5/20)  
 UW had 50+ rebounds: 53, vs. Florida A&M (12/23/16)

## Assists

Had 10 or more assists: 11, Ethan Happ vs. Northwestern (1/26/19)  
 Had 15 or more assists: Has not happened  
 UW had 20 or more assists: 24, vs. Green Bay (11/21/19)  
 UW had 30 or more assists: 30, vs. Iowa (3/9/94)

## Blocked Shots

Had 5 or more blocked shots: 9, Nate Reuvers vs. Eastern Illinois (11/8/19)  
 Had 10 or more blocked shots: Has not happened  
 UW had 10 or more blocked shots: 12, vs. Eastern Illinois (11/8/19)  
 UW had 15 or more blocked shots: Has not happened

## Steals

Had 5 or more steals: 5, Ethan Happ vs. Maryland (2/19/17)  
 Had 10 or more steals: 10, Mike Kelley vs. Texas (12/7/99)  
 UW had 10 or more steals: 10, vs. McNeese State (11/13/19)  
 UW had 15 or more steals: 16, (2x) MR vs. California (12/2/12)

## Turnovers

UW had 1 or fewer turnovers: 1, vs. Iowa (1/20/15)  
 UW had 5 or fewer turnovers: 5, vs. Penn State (3/2/19)  
 Opponent committed 15 or more turnovers: 17, at Tennessee (12/28/19)  
 Opponent committed 20 or more turnovers: 22, at Nebraska (2/9/17)

## Overtime

Won a game in overtime: at Ohio State (73-67), 3/10/19  
 Lost a game in overtime: vs. Saint Mary's (65-63), 11/5/19  
 Played a 2-overtime game: at Indiana (75-73), 2/26/19  
 Played a 3-overtime game: vs. Indiana (85-86), 2/16/87  
 Played in consecutive OT games: (3) vs. Iowa (2/6/13), vs. Mich. (2/9/13), at Minn. (2/14/13)

## Miscellaneous

Hit a buzzer beater: vs. Xavier, 3/20/16 (Bronson Koenig hits 3PT in corner, UW 66-63)  
 Won after trailing by at least 10 pts in second half: 12 vs. NC State, 11/27/18 (down 41-29, 19:01 remaining - won 79-75)  
 Won after trailing by at least 15 pts in second half: 15 vs. Ohio State, 2/12/11 (down 47-32, 13:21 remaining - won 71-67)  
 UW scored 10 straight points or more: 10-0 (17:51 2H) vs. Nebraska (1/21/20)  
 UW scored 15 straight points or more: 15-0 (8:56 - 4:01 2H) vs. Eastern Illinois (11/8/19)  
 UW held opp. scoreless 5:00 or longer: 8:36 (20:00 - 12:24 1H) at Penn State (1/11/20)  
 UW held opp. scoreless for 8:00 or longer: 8:36 (20:00 - 12:24 1H) at Penn State (1/11/20)