



WISCONSIN BASKETBALL

24 NCAA TOURNAMENT APPEARANCES ■ 4 FINAL FOURS ■ 18 BIG TEN CHAMPIONSHIPS ■ 21 CONSENSUS ALL-AMERICANS

WISCONSIN BADGERS

16-10, 9-6 BIG TEN



Rankings (AP/Coaches): --/--
Head Coach: Greg Gard
Record at Wisconsin: 96-57 (5th)
Overall Record: 96-57 (5th)

vs

RUTGERS SCARLET KNIGHTS

18-9, 9-7 BIG TEN



Rankings (AP/Coaches): --/--
Head Coach: Steve Pikiell
Record at Rutgers: 62-63 (4th)
Overall Record: 254-219 (15th)

SUNDAY, FEB. 23 ■ NOON (CT) ■ MADISON, WIS. ■ KOHL CENTER (17,287) ■ BTN

BADGERS SEEK FOURTH STRAIGHT WIN, HOST RUTGERS

- Winners in 5 of its last 6, Wisconsin seeks its fourth-straight win when it hosts Rutgers at the Kohl Center on Sunday at noon on BTN.
- Despite a road loss at RU earlier this season, the Badgers are 7-3 all-time against the Scarlet Knights. UW is 4-0 vs. RU at the Kohl Center.
- Up next, the Badgers play at Michigan on Thursday, Feb. 27 at 6 p.m.

FAST BREAK FACTS

- Wisconsin ranks No. 29 in the NET Rankings (through games Feb. 20). UW is also ranked No. 30 according to KenPom.com.
- UW is 6-1 vs. the top 25 of the NET rankings, tied for the most wins of any team in the NCAA.
 - The Badgers have 4 AP Top-25 wins, tied for 4th-most in the country. Only three teams (Baylor, Oregon, Iowa) have more (cont. page 2).
- Over the last 10 seasons, the Badgers are 50-20 (.714) in the month of February. That includes this season's 4-1 record this month.
- **Brad Davison** matched a career high 30 points at Nebraska on Saturday, while also tying UW's single-game school record with 8 made 3FGs.
 - With 991 career points, the junior guard is now just 9 points away from becoming the 43rd Badger to reach the 1,000-point milestone.
- **Nate Reuvers** ranks 15th in the Big Ten in scoring (13.5 ppg) and T-4th in blocks (2.1 bpg).
 - Reuvers is trying to become just the 4th Badger to average at least 2.0 blocks in a season and first since 2013 (more on page 2).
- Wisconsin leads the Big Ten averaging just 9.2 turnovers per game in conference play. UW hasn't committed more than 11 turnovers in a game since 14 vs. Rider on Dec. 31 (13 consecutive contests).
- **D'Mitrik Trice** ranks 5th in the Big Ten boasting a 2.3 assist-to-turnover ratio (more on page 4).
- The Badgers are allowing just 61.9 points per game, which ranks 2nd in the Big Ten and 21st in the NCAA in Ken Pomeroy's Adjusted Defensive Efficiency (91.4 pts/100 possessions).
 - UW has led the B1G in Scoring D 12 of the last 18 seasons (3 of 5 under Gard) (more on page 4).
- In his 5th season at the helm, **Greg Gard** has led Wisconsin to a mark of 96-57 (.627) overall, 3rd-highest win percentage in program history.
 - Gard's .607 B1G win% ranks 8th among Big Ten coaches of the last 40 years (more on page 2).
- Wisconsin is 1 of just 5 teams to participate in 20 of the last 21 NCAA tournaments, joined by Duke, Kansas, Michigan State & Gonzaga.
- UW has clinched a top-4 finish in the Big Ten in 17 of the last 18 seasons. No other Big Ten team can make that claim (more on page 4).



Through five games in the month of February, Aleem Ford is averaging 11.2 points, 50% 3FG (12-24) shooting and 6.8 rebounds per game. Ford entered the season with nine career double-digit scoring games, yet he has four in the last five games and a total of 11 this season alone.

WISCONSIN'S POTENTIAL STARTERS

No.	Name	Pos.	Yr.	Pts.	Reb.	Ast.	FG%	3FG%	FT%
0	D'MITRIK TRICE	G	Jr.	9.7	4.2	4.0	.379	.364	.773
Last 6 games, has dished 35 assists to just 10 turnovers (5.8 apg), plus 11.8 pts and 4.5 reb per game									
2	ALEEM FORD	F	R-Jr.	8.3	4.1	1.2	.433	.354	.703
In month of February (5 games), averaging 11.2 points, 50% 3FG (12-24) shooting and 6.8 rebounds per game									
11	MICAH POTTER	F	R-Jr.	8.9	5.8	0.4	.510	.400	.931
Made first career start at Wisconsin vs. Ohio State (9pts, 5reb); Ranks 5th in B1G play shooting 52.8% FG									
34	BRAD DAVISON	G	Jr.	9.4	4.2	1.8	.393	.349	.904
Scored 30 pts and tied single-game school record w/ 8 3FGs at Nebraska (2/15); 88 starts in 92 games played									
35	NATE REUVERS	F	Jr.	13.5	4.8	0.6	.456	.329	.765
Ranks 4th in UW history with 140 career blocks, needing just 15 to break Ethan Happ's school record (154)									

2019-20 SCHEDULE

Nov. 5	vs. #20 Saint Mary's [^]	L, 63-65 ot
Nov. 8	EASTERN ILLINOIS	W, 65-52
Nov. 13	MCNEESE STATE	W, 83-63
Nov. 17	MARQUETTE	W, 77-61
Nov. 21	GREEN BAY	W, 88-70

LEGENDS CLASSIC - BROOKLYN, NY

Nov. 25	vs. Richmond*	L, 52-62
Nov. 26	vs. New Mexico*	L, 50-59

Dec. 4	at NC State	L, 54-69
Dec. 7	INDIANA	W, 84-64
Dec. 11	at Rutgers	L, 65-72
Dec. 21	MILWAUKEE	W, 83-64
Dec. 28	at Tennessee	W, 68-48
Dec. 31	RIDER	W, 65-37
Jan. 3	at #5 Ohio State	W, 61-57
Jan. 8	ILLINOIS	L, 70-71
Jan. 11	at #20 Penn State	W, 58-49
Jan. 14	#17 MARYLAND	W, 56-54
Jan. 17	at #15 Michigan State	L, 55-67
Jan. 21	NEBRASKA	W, 82-68
Jan. 24	at Purdue	L, 51-70
Jan. 27	at #19 Iowa	L, 62-68
Feb. 1	#14 MICHIGAN ST.	W, 64-63
Feb. 5	at Minnesota	L, 52-70
Feb. 9	OHIO STATE	W, 70-57
Feb. 15	at Nebraska	W, 81-64
Feb. 18	PURDUE	W, 69-65
Feb. 23	RUTGERS	Noon
Feb. 27	at Michigan	6 p.m.
Mar. 1	MINNESOTA	5:30 p.m.
Mar. 4	NORTHWESTERN	8 p.m.
Mar. 7	at Indiana	11 a.m.

BIG TEN TOURNAMENT - Indianapolis, Ind.

Mar. 11-15 at Big Ten Tournament

NCAA TOURNAMENT

Mar. 17-18	First Four
Mar. 19-22	Rounds 1-2
Mar. 26-29	Sweet 16 / Elite 8
April 4-6	Final Four (Atlanta, Ga.)

[^] Sanford Pentagon (Sioux Falls, S.D.)

* Barclay's Center (Brooklyn, N.Y.)

Home games in **BOLD CAPS**

FOLLOW THE #BADGERS

TV: BTN

App: FOX Sports GO | Online: foxsportsgo.com

- Play-by-Play: Chris Vosters
- Analyst: Shon Morris

RADIO: BADGER SPORTS NETWORK

App: iHeartRadio | Satellite: SiriusXM 372

- Play-by-Play: Matt Lepay
- Analyst: Mike Lucas

SOCIAL MEDIA: #ONWISCONSIN

- Twitter: @BadgerMBB
- Instagram: badgermbb
- Facebook: /WisconsinMensBasketball
- YouTube: /WisconsinBadgers

BASKETBALL COMMUNICATIONS

GENERAL INFORMATION

- Address: 1440 Monroe Street, Madison, WI 53711
- Website: UWBadgers.com
- Press Box Phone: (608) 262-7766

BRANDON HARRISON – PRIMARY

- Phone: (608) 279-8653
- Email: bah@athletics.wisc.edu
- Twitter: @BrandonHarrison



PATRICK HERB – DIR. BRAND STRATEGY

- Phone: (608) 957-2085
- Email: pah@athletics.wisc.edu
- Twitter: @PatrickHerb



MEDIA RESOURCES

CREDENTIAL APPLICATIONS

- www.sportssystem.com/Wisconsin

BIG TEN MEDIA EMAIL LIST

- office.bigten.org/media

WISCONSIN BASKETBALL RECORD BOOK

- go.wisc.edu/MBBRecordBook

WIRELESS INTERNET ACCESS (KOHL CENTER)

- BadgerWiFi (connect and register with email address)

LIVE STATS - STATBROADCAST (KOHL CENTER)

- Wisconsin.StatBroadcast.com (password: buckybadger)

OFFICIAL SOCIAL MEDIA CHANNELS

- Twitter: @BadgerMBB
- Instagram: @badgermbb
- Facebook: /WisconsinMensBasketball
- YouTube: /WisconsinBadgers

RADIO

- Radio Station: WIBA (1310 AM)

Play-by-Play Announcer: Matt Lepay

Address: P.O. Box 99
Madison, WI 53701
Phone: 608-274-5450

Color Analyst: Mike Lucas

Address: 1440 Monroe St.
Madison, WI 53711
Phone: 608-252-6474

Credentials: 2019-20 Wisconsin Basketball credentials must be requested online: www.sportssystem.com/Wisconsin

Contact Brandon Harrison with questions (608-279-8653). Approved credentials will be either mailed or made available at the Brand Communications Office or with the parking attendant (white vehicle) at the entrance to Lot 46 on Frances Street, one block north of the Kohl Center

STRONG BODY OF WORK

After beginning the season at 5-5, Wisconsin has been building one of the better resumes in college basketball.

- As of Feb. 20, Wisconsin finds itself in the top 30 of all of the major sorting metrics:
NET: 29 KenPom 29 KPI: 29
Sagarin: 24 BPI: 25
- The Badgers are 6-1 against the top 25 of the NET rankings – tied for the most wins of any team in the NCAA.
Baylor also has 6 and Kansas has 5.
- UW also has a Big Ten-best 7 Quadrant 1 wins. **HOME:** #7 Maryland, #15 Michigan State, #17 Ohio State, #23 Marquette. **ROAD:** #17 OSU, #24 Penn State and #64 Tennessee.
Only 6 teams in the country have more Quad 1 wins than Wisconsin.

MOST QUADRANT 1 WINS (thru games Feb. 20)

Wins	Team	Wins	Team
10	Kansas	8	Creighton
10	Baylor	8	Villanova
9	Seton Hall	7	Wisconsin
8	Butler	7	Iowa/PSU

- In fact, UW has played 15 Quad 1 games, tied for the most in the country this season.
- The Badgers have tallied 4 AP Top-25 wins, tied for 4th-most in the country. Only three teams have more (Baylor, Oregon and Iowa).

GARD HITS 50

With a conference record of 54-35, Greg Gard is the 52nd coach in history to reach 50 Big Ten wins.

- Gard's .607 conference win percentage ranks 8th among Big Ten coaches of the last 40 years (since 1980).

Best Win Pct, B1G Coaches w/ 50+ Wins (since 1980)

Coach (School, Years)	Record	Pct.
1. Bo Ryan, WIS (2002-15)	172-68	.717
2. Bob Knight, IND (1972-2000)	353-151	.700
3. Tom Izzo, MSU (1995-)	296-132	.692
4. Mark Turgeon, MD (2015-)	72-36	.667
5. Thad Matta, OSU (2005-17)	150-78	.658
6. Matt Painter, PUR (2005-)	166-101	.622
7. Gene Keady, PUR (1981-05)	265-169	.611
8. Greg Gard, WIS (2016-)	54-35	.607
9. Bill Frieder, MICH (1981-89)	98-64	.605
10. Steve Fisher, MICH (1989-97)	54-36	.600

(thru games played on Feb. 18)

- Gard trails only Tom Izzo (.692), Mark Turgeon (.667) and Matt Painter (.622) among active Big Ten coaches.
- Gard recently passed John Erickson (52-74) to move into 3rd place on Wisconsin's all-time list.
Gard owns the 3rd-best Big Ten win pct. in UW history, trailing only Hall of Famers Bo Ryan (.717) Walter Meanwell (.660).

Most Big Ten Wins, Wisconsin Head Coaches

Coach (School, Years)	Record	Pct.
1. Bo Ryan	172-68	.717
2. Walter Meanwell	158-80	.660
3. Greg Gard, WIS (2016-)	54-35	.606
4. John Erickson	52-74	.413
5. Steve Yoder	50-130	.278

RELIABLE REUVERS

With the departure of Ethan Happ, **Nate Reuvers** has fit in nicely to a larger workload for Wisconsin this season.

- He's scored in double figures in 9 of the last 10 games and 21 of 26 games this season, matching his career high (22 pts) on two different occasions this year (vs. #20 Saint Mary's; vs. Milwaukee).
- Reuvers has scored 20+ points 6 times in his career, with 3 of those coming this season.
- He ranks 15th in the Big Ten averaging 13.5 points per game. He also ranks 8th among league members in FG% (.456).
- Reuvers has 54 blocks on this season, ranking as the 9th highest single-season mark in UW history. Reuvers also owns the 5th-best total with 60 blocks in 2018-19.
- Reuvers is tied for 4th in the Big Ten averaging 2.1 swats per game.
- Reuvers is trying to become just the 4th Badger to average at least 2.0 blocks in a season and the first since Jared Berggren (2.1 bpg) in 2013.

UW single-season record for blocks per game is 2.6 by Rashard Griffith in 1995.

BADGERS TO AVERAGE 2.0 BPG, SINGLE SEASON

Player	BPG	Season
Rashard Griffith	2.6	1993-94
Brad Sellers	2.4	1982-83
Rashard Griffith	2.2	1994-95
Jared Berggren	2.1	2012-13
Nate Reuvers	2.1	2019-20

- Reuvers ranks 4th in UW history with 140 career blocks. He needs just 15 swats to break Ethan Happ's school record (154).

UW CAREER BLOCKS LEADERS

Player	Blocks	Seasons
1. Ethan Happ	154	2016-19
2. Frank Kaminsky	153	2012-15
3. Jared Berggren	144	2009-13
4. Nate Reuvers	140	2017-Pres.
5. Rashard Griffith	124	1994-95

- In UW's home opener vs. EIU, Reuvers was 1 block shy of his first career triple-double: 14 points, career-high 14 rebounds and 9 blocks.
- He's the first B1G player since at least 1996-97 with 14 pts, 14 reb and 9 blk in a game.








LAST TIME OUT

WISCONSIN 69 PURDUE 65

2/18/20 | Kohl Center | Madison, Wis.

- Wisconsin opened the second half with a 12-2 run and held on for a 69-65 win over Purdue at the Kohl Center on Tuesday.
- UW went 19-for-20 at the FT line, including an 8-for-8 effort in the final 28 seconds from **Brad Davison** (4-4) and **Brevin Pritzl** (4-4).
- The Badgers committed just 9 turnovers and hit 12 3-pointers, their 3rd-straight game with at least 12 triples.
- **Aleem Ford** scored a career-high 19 points and hit a career-best 5 3-pointers (5-8).
- **Pritzl** (13), **Davison** (13), **Nate Reuvers** (12) rounded out the Badgers' double-digit scorers.

THIS WEEK: BADGERS LOOK FOR FOURTH-STRAIGHT WIN WHEN THEY HOST RUTGERS

												
at Michigan St.	NEBRASKA	at Iowa	MICHIGAN ST	at Minnesota	OHIO STATE	at Nebraska	PURDUE	RUTGERS	at Michigan	MINNESOTA	N'WESTERN	at Indiana
Jan. 17	Jan. 21	Jan. 27	Feb. 1	Feb. 5	Feb. 9	Feb. 15	Feb. 18	Feb. 23	Feb. 27	March 1	March 4	March 7
L, 55-67	W, 82-68	L, 62-68	W, 64-63	L, 52-70	W, 70-57	W, 81-64	W, 69-65	Noon BTN	6 p.m. ESPN2	5:30 p.m. BTN	8 p.m. BTN	Noon FOX

CHARTING THE BADGERS

CAREER GAMES PLAYED (MIN 15 GAMES)

	Games	Starts	Cons. Starts
Brevin Pritzl	117	24	1
D'Mitrik Trice	107	72	60
Brad Davison	92	88	88
Aleem Ford	90	46	26
Nate Reuvers	88	75	61
Micah Potter*	75	18	1
Trevor Anderson**	54	20	0
Walt McGoroy	35	0	0
Owen Hamilton***	27	0	0
Tyler Wahl	26	3	0
Michael Ballard	18	0	0

*59 GAMES AT OHIO STATE | **20 GAMES AT GREEN BAY | ***27 AT NIU

DOUBLE-DIGIT POINTS

	Career	'19-20	Cons.
Brad Davison	49 (33-16)	10 (9-1)	2
D'Mitrik Trice	41 (27-14)	12 (7-5)	0
Brevin Pritzl	29 (23-6)	9 (9-0)	1
Nate Reuvers	37 (22-15)	21 (13-8)	1
Aleem Ford	20 (15-5)	11 (9-2)	1
Micah Potter	12** (9-3)	7 (4-3)	0
Trevor Anderson	11* (7-4)	1 (0-1)	0

*10 GAMES AT GREEN BAY | **5 GAMES AT OHIO STATE

20-POINT SCORING GAMES

	Career	'19-20	Cons.
Brad Davison	7 (4-3)	2 (2-0)	0
D'Mitrik Trice	6 (6-0)	2 (2-0)	0
Nate Reuvers	4 (3-1)	3 (2-1)	0
Micah Potter	1 (1-0)	1 (1-0)	0
Brevin Pritzl	1 (1-0)	0 (0-0)	0

30-POINT SCORING GAMES

	Career	'19-20	Cons.
Brad Davison	2 (1-1)	1 (1-0)	0
D'Mitrik Trice	1 (1-0)	1 (1-0)	0

DOUBLE-DIGIT REBOUNDS

	Career	'19-20	Cons.
Micah Potter	3 (2-1)	2 (1-1)	0
Brevin Pritzl	2 (2-0)	1 (1-0)	0
Nate Reuvers	2 (2-0)	1 (1-0)	0
Brad Davison	1 (1-0)	1 (1-0)	0
Aleem Ford	1 (1-0)	1 (1-0)	0
D'Mitrik Trice	1 (1-0)	1 (1-0)	0

DOUBLE-DIGIT ASSISTS

	Career	'19-20	Cons.
None Active	--	--	--

DOUBLE-DOUBLES

	Career	'19-20	Cons.
Nate Reuvers	2 (2-0)	1 (1-0)	0
Brevin Pritzl	1 (1-0)	1 (1-0)	0
D'Mitrik Trice	1 (1-0)	1 (1-0)	0

TRIPLE-DOUBLES

	Career	'19-20	Cons.
None Active	--	--	--

ALL-TIME VS. RUTGERS

Sunday's game marks the 11th-ever meeting between Wisconsin and Rutgers in a series that began in 1949. The Badgers are 7-3 all-time against the Scarlet Knights.

- The Badgers are 4-3 against Rutgers since the Scarlet Knights joined the Big Ten in 2014-15. Greg Gard has gone 4-2 against RU.

- Earlier this season, Rutgers earned a 72-65 win over Wisconsin at The RAC in Piscataway, N.J.
- Wisconsin is a perfect 4-0 against Rutgers in Madison, with 3 of those game coming since RU joined the Big Ten. The Scarlet Knights are averaging just 54 ppg in 4 visits to the Kohl Center, having scored 60 points just once (64 in 2018).

All-time, Rutgers has topped 70 points just once, a 72-65 win over UW in this season's first match-up.

- A total of 7 Badgers have seen significant minutes against Rutgers, led by **Nate Reuvers** and **Brad Davison** who are averaging 8.7 ppg against the Scarlet Knights.

Current Badgers vs. Rutgers

Team	GM	PPG	RPG	APG	MPG
Reuvers	3	8.7	3.7	0.7	22.3
Davison	3	8.7	3.3	1.7	31.7
Pritzl	5	5.6	1.8	0.4	18.6
Ford	3	5.3	3.3	0.3	22.7
Trice	4	5.0	3.0	0.5	20.5
Potter	4*	3.0	2.0	0.3	9.0
Wahl	1	4.0	3.0	1.0	14.0

* with Ohio State

HOME SWEET HOME

- Wisconsin is 12-1 at the Kohl Center this season, looking for its best home record since going 15-1 in the 2014-15 season.

Since 2001-02, the Badgers have posted 8 seasons with 1 or fewer home losses.

- Earlier this season, Wisconsin registered its 300th win in Kohl Center history with a 77-61 win over in-state rival Marquette.

- Since the building opened on Jan. 17, 1998, the Badgers are 309-52 (.856) all-time at the Kohl Center, which ranks as the 10th-highest win percentage among NCAA Division I venues.

- Since 2001-02 when Greg Gard first joined the staff, UW has compiled a 273-39 (.875) record at the Kohl Center. That trails only Michigan State among Big Ten teams.

- With Gard as head coach, UW is 58-15 (.795) at the Kohl Center.

HISTORY VS. RUTGERS

- Overall: UW leads, 7-3
- In Madison: UW leads, 4-0
- Gard vs. Rutgers: 4-2
- Active Streak: RU won 1



ALL-TIME MEETINGS (UW leads 7-3)

Date	Result	Score	Location
12/28/49	W	68-55	Iowa City
11/29/03	W	55-43	Madison
12/4/04	W	70-62	Piscataway
1/11/15	L	62-67	Piscataway
1/2/16	W	79-57	Madison
12/27/16	W	72-52	Madison
1/28/17	W	61-54+	New York
1/5/18	L	60-64	Piscataway
12/3/18	W	69-64	Madison
12/11/19	L	65-72	Piscataway

+ overtime

LAST MEETING: RU 72, UW 65

Dec. 11, 2019 | MADISON, WIS.

- Wisconsin suffered a 72-65 loss at Rutgers in December in the team's first Big Ten road game of the season.
- The Badgers turned the ball over 14 times and were out-rebounded, 40-to-26, including a 14-to-3 disadvantage on the offensive glass.
- UW out-shot Rutgers, 47.9% for 46.0%, but the Scarlet Knights scored 42 points in the paint and owned a 23-5 edge in second-chance points.
- Former Badger **Kobe King** led UW with 18 points (7-12 FG), 3 rebounds, 3 assists.
- Junior **Trevor Anderson** added 11 points off the bench, his first time scoring in double figures as a Badger. Anderson entered the game with 8 total points on the season.

Official Basketball Scores - Final										Game Time: 7:00 PM	
Wisconsin at Rutgers										Date: 12/03/19	
C-123 (Wichigan Ave.) vs. C-123 (Rutgers Ave.)										Location: C-123 (Rutgers Ave.)	
2019-20 Season										2019-20 Season	
Offense: Very Heavy, Layups Cuts, Dunks											
Wisconsin - 65										Rutgers - 65	
Record: 5-5 (1-1)										Record: 1-1 (0-0)	
Technical Fouls: NONE											
Shooting By Period											
1st 2nd 3rd 4th Total											
W 33 22 12 10 77										R 25 20 12 8 65	
Rebounds By Period											
1st 2nd 3rd 4th Total											
W 10 12 14 12 48										R 10 12 14 12 48	
Assists By Period											
1st 2nd 3rd 4th Total											
W 10 12 14 12 48										R 10 12 14 12 48	
Blocks By Period											
1st 2nd 3rd 4th Total											
W 10 12 14 12 48										R 10 12 14 12 48	
Points By Period											
1st 2nd 3rd 4th Total											
W 10 12 14 12 48										R 10 12 14 12 48	
Fouls By Period											
1st 2nd 3rd 4th Total											
W 10 12 14 12 48										R 10 12 14 12 48	
Total										20:45 5-13 1-3 14 26 40 19 17 22 10 18 3 4 7	
Technical Fouls: NONE											
Biggest Lead										2 (2nd 18:49) W 17 R 21	
Lead Changes										10 11 12 13 14 15 16 17 18 19 20	
Biggest Scoring Run										10 (1st 11:22) W 17 R 21	
Lead Changes										10 11 12 13 14 15 16 17 18 19 20	
Times Tied										10 11 12 13 14 15 16 17 18 19 20	
Total										20:45 5-13 1-3 14 26 40 19 17 22 10 18 3 4 7	

SITUATIONAL RECORDS

	2019-20	Under Gard
Ahead at the half	16-2	75-10
Behind at the half	0-7	18-42
Tied at the half	0-1	2-5
FG% of .450 or more	6-1	57-10
FG% less than .450	10-9	38-47
Better FG% than opp.	14-3	83-13
Worse FG% than opp.	2-7	13-43
Same FG% as opp.	0-0	0-1
Opp. FG% less than 45%	14-4	76-23
3FG% of 40% or more	8-0	44-7
3FG% less than 40%	8-9	51-49
Try more than 20 3FGs	14-7	49-30
Try 20 or fewer 3FGs	2-3	46-27
Make at least 70% FT	15-3	51-21
Try at least 20 FTs	4-2	42-13
Try fewer than 20 FTs	12-8	52-43
Out-rebound opponent	11-3	62-17
Tied or out-rebounded	5-7	33-40
Same or fewer TOs than opp.	12-4	71-32
More TOs than opp.	4-6	24-25
Commit fewer than 12 TOs	13-6	67-31
Commit 12 or more TOs	3-4	28-25
Score fewer than 50 pts.	0-0	1-2
Score 50-59 points	2-6	6-27
Score 60-69 points	6-3	30-17
Score 70-79 points	2-1	33-8
Score 80-89 points	6-0	19-3
Score 90 or more pts.	0-0	6-0
Allow fewer than 50 pts.	3-0	15-1
Allow 50-59 pts.	4-1	29-6
Allow 60-69 pts.	8-5	40-22
Allow 70-79 pts.	1-4	9-17
Allow 80-89 pts.	0-0	2-10
Allow 90 or more pts.	0-0	0-1
Overtime	0-1	6-5
vs. AP Top 25 opponents	4-3	17-25
vs. AP Top 25 opp. at home	2-0	9-6
Home games	12-1	57-15
Road games	4-6	25-28
Neutral site games	0-3	13-14
Day games	7-0	32-16
Night games	9-10	63-41

GAMES DECIDED BY

3 points or less	2-2	11-9
4-5 points	2-0	14-11
6-10 points	1-4	19-16
11-19 points	7-4	26-17
20 or more points	4-0	26-2

TELEVISED GAMES

CBS	2-0	9-7
CBS Sports Network	0-0	0-1
FOX	1-0	1-3
FS1	2-2	8-9
ESPN	1-0	12-9
ESPN2	1-3	8-10
ESPNU	0-1	1-2
ESPN+	0-0	3-1
Big Ten Network	8-4	46-12
BTN Plus	1-0	2-0
TBS	0-0	0-3
TNT	0-0	2-0

TRICE AT THE POINT OF IT ALL

- UW's returning scoring leader from last year, **D'Mitrik Trice** is running the point.
- Has scored in double figures 6 of the last 8 games, including 14 points, 6 rebounds, 5 assists and just 1 turnover in 39 minutes in UW's win over #14 Michigan State (2/1).
- Trice has scored 20+ points 6 times in his career, including 2 games this season.
 - UW is 6-0 all-time when Trice scores 20+.
- Last 6 games, Trice is averaging 11.8 points, 5.8 assists and 4.5 rebounds per game.
 - He's also been taking care of the basketball over that span, maintaining an impressive **3.5 assist-to-turnover ratio** (35 ast. to 10 TOs).
- Trice has 103 assists (6th in Big Ten) and ranks 5th in the Big Ten with a 2.3 assist-to-turnover ratio (103 assists, 45 TOs).
 - His ast-to-TO ratio is more impressive considering he's playing 31.3 minutes/game.
 - Trice has seen steady improvement in his assist-to-turnover ratio over his time at UW:

Trice, Assist-to-Turnover Ratio, Career

Year	Ast	TOs	Ratio
2017	63	37	1.7
2018	23	13	1.8 (medical redshirt)
2019	90	45	2.0
2020	103	45	2.3

- Trice ranks 6th in UW history with a 1.99 career assist-to-TO ratio (279 ast, 140 TOs).

Wisconsin Record Book, A-to-TO, Career

Ratio (Ast-to-TO)	Player	Years
1. 3.01 (464-154)	Jordan Taylor	2009-12
2. 2.57 (344-134)	Mike Kelley	1998-01
3. 2.25 (284-126)	Josh Gasser	2011-15
4. 2.08 (250-120)	Travon Davis	1999-02
5. 2.03 (388-191)	Mike Heineman	1984-87
6. 1.99 (279-140)	D'Mitrik Trice	2016-Pres.
7. 1.92 (296-154)	Bronson Koenig	2014-17
8. 1.90 (501-263)	Tracy Webster	1992-94

- With 948 career points, Trice is now 52 away from the 1,000-point threshold.


D-FENSE! D-FENSE! D-FENSE

- Wisconsin is allowing just 61.8 points per game, which ranks 3rd in the Big Ten and 18th in the country this season.
- The Badgers rank 21st in the country in Ken Pomeroy's Adjusted Defensive Efficiency, averaging 90.6 points per 100 possessions.
- UW has led the B1G in scoring def. 12 of the last 18 seasons, including 3 of 5 under Gard:

Wisconsin Record Book, A-to-TO, Career

Season	Opp. PPG	B1G Rank	KenPom
2019-20	61.8	3rd	18th
2018-19	61.7	2nd	4th
2017-18	66.0	5th	66th
2016-17	62.4	1st	9th
2015-16	63.8	1st	13th

- UW is 7-1 this season when holding opponents below 59 points (44-7 under Gard).
- UW has held 3 opponents below 50 points in a game this season, 3-0 in those contents:
 - W, 68-**48** at Tennessee - 12/28/19
 - W, 65-**37** vs. Rider - 12/31/19
 - W, 58-**49** at #20 Penn State - 1/11/20



TOP-10 TAKEDOWNS

► Wisconsin's 61-57 win at #5 Ohio State on Jan. 3 added yet another entry onto the Badgers' impressive list of big victories under head Greg Gard.

► Since taking over as head coach on Dec. 15, 2015, Greg Gard has guided UW to 8 wins over teams ranked in the AP top-10, including 5 wins over the top-5... the most in the Big Ten.

UW's wins over the AP Top-10 under Gard

Rank	Score	Opponent	Date
4	W, 77-76	Michigan State	1/17/16
2	W, 70-57	at Maryland	2/13/16
8	W, 67-59	at Iowa	2/24/16
9	W, 66-63	vs. Xavier*	3/20/16
1	W, 65-62	vs. Villanova*	3/18/17
6	W, 57-53	Purdue	2/15/18
2	W, 64-54	Michigan	1/19/19
5	W, 61-57	at Ohio State	1/3/20

* NCAA Tournament Game

► Wisconsin has now knocked off a top-10 team in each of the last 11 seasons.

BALANCED BADGERS

- Wisconsin has 6 players averaging between 7.5 and nearly 14.0 points per game:
 - That includes starters **Nate Reuvers** (13.5), **D'Mitrik Trice** (9.7), **Micah Potter** (8.9), **Brad Davison** (9.4) and **Aleem Ford** (8.3).
 - Off the bench, **Brevin Pritzl** is at 7.7 ppg.
- Six different Badgers have led the team in scoring the last 7 games: Potter (11p at PUR), Trice (16p at IOWA), Reuvers (15p vs. MSU), Reuvers (14p at MINN), Pritzl (19p vs. OSU), Davison (30p at NEB) and Ford (19p vs. PUR).
- Since 1995, UW has had 6 players score in double figures in a single game just 7 times, with 2 this season (vs. Marquette, Green Bay).

BIG TEN BEASTS

- Since 2002, Wisconsin has won 7 Big Ten titles (4 regular season, 3 tournament). Only Ohio State (10; 5 reg., 5 tourn.) and Michigan State (9; 5 reg., 4 tourn.) have won more.
- UW has clinched a top-four finish in the Big Ten in 17 of the last 18 seasons. No other Big Ten team can make that claim.
- Since 2001-02, Wisconsin has the most wins and best win% among Big Ten teams at 226-103 (.687).

Big Ten Win Pct., Since 2001-02 (thru Feb. 20)

Team	W-L	Pct.
1. Wisconsin	226-103	.687
2. Michigan State	225-104	.684
3. Maryland	71-36	.664
4. Ohio State	204-124	.622
5. Purdue	190-140	.576

- Over the last 15 seasons, UW is 136-26 (.840) in Big Ten home games, the best mark in the conference.

NCAA TOURNEY REGULARS

- Wisconsin is 1 of 5 schools to participate in 20 of last 21 NCAA tournaments, joining Kansas, Duke, Michigan State and Gonzaga.

NCAA Tournament Appearances (last 21 years, since 1999)

Team	Appearances
Kansas.....	21
Duke	21
Michigan State.....	21
Gonzaga	21
Wisconsin.....	20

- That stretch includes a run of 19 consecutive NCAA tournament appearances, which is the 6th-longest stretch in NCAA history.

All-Time Longest NCAA Tourn. Streaks

# Seasons	Team	Years
30	Kansas	1990-present
27	UNC	1975-2001
24	Duke	1996-present
22	MSU	1998-present
21	Gonzaga	1999-present
19	Wisconsin	1999-2017

- UW is one of 3 teams to reach the Sweet 16 in 6 of the last 9 seasons, advancing to the second weekend in 2011, 2012, 2014, 2015, 2016 and 2017. Kansas and Kentucky are the only other schools to reach 6 of the last 9 seasons.
- UW has won 13 NCAA tournament games since 2014, equaling the most of any Big Ten team (6th-most in nation). Only Kentucky, UNC, Gonzaga, Villanova & Duke have more.

DAVISON TAKES THE LEAD

- Team captain **Brad Davison** has led the Badgers both on and off the court.
- Matched a career high 30 points at Nebraska on Saturday, while also tying UW's single-game school record with 8 made 3FGs.
- **THE ONLY** Big Ten player to make 8+ 3s in a game this season and first since Carsen Edwards (PUR) made 10 last year vs. Virginia.
- Davison joins a standout list of Badgers with multiple 30-point games in recent memory:

MULTIPLE 30-PT GAMES AT UW (SINCE 1996-97:)

Player	Games	Seasons
Ethan Happ	4	2016-19
Devin Harris	3	2002-04
Nigel Hayes	3	2014-17
Brad Davison	2	2018-Pres.
Frank Kaminsky	2	2012-15
Kirk Penney	2	2000-03
Jordan Taylor	2	2009-12
Alando Tucker	2	2003-07

- Wisconsin's active career scoring leader, Davison has 991 points, 9 shy of becoming the 43rd 1,000-point scorer in UW history.

FORD'S FEBRUARY

- Junior forward **Aleem Ford** has really stepped up his game as of late for the Badgers.
- In 5 games in the month of February, Aleem Ford has averaged 11.2 points, 50% 3FG (12-24) shooting and 6.8 rebounds per game.
- Entered the season with 9 career double-digit scoring games. He's posted 4 in the last 5 games and a total of 11 this season alone.

PRITZL'S SENIOR LEADERSHIP

- The lone senior on this year's UW roster, **Brevin Pritzl** is finding his senior prime.
- Pritzl has scored in double figures in 9 games this season (7 times coming off the bench).
 - UW is 9-0 in those games (23-6 career).
- 43 made 3FGs this season, T15th-most in B1G.
- Played all but 30 seconds in UW's win over #14 Michigan State (2/1), tallying 10 points and 7 rebounds in his 2nd start of the season.
- Scored a season-high 19 points off the bench against Ohio State (2/9), finishing 5-for-6 from 3-point range, plus 5 rebounds and 2 steals.
- Pritzl led the Badgers in scoring with a stand-out performance vs. Marquette (11/17), recording the first double-double of his career with 15 pts and a career-high 13 reb (6 off.).

POTTER MAGIC?

- Junior transfer **Micah Potter** made his UW debut on Dec. 21 in a win over Milwaukee.
- It had been 644 days since Potter last played a game at Ohio State, where he appeared in 59 games (16 starts), averaging 4.1 points, 2.4 rebounds, 10.1 minutes per game in 2017-18.
- Potter ranks among the Big Ten's best in league play so far this season:

	Avg. in B1G Play	B1G Rank
FG%	52.8% (47-89)	5th
Rebounding	6.1	15th
Off. Rebound	1.8	T-14th
Blocks	0.9	T-14th

- He made his first career start as a Badger vs. Ohio State (2/9), tallying 9 pts, 5 reb & 2 blk.
- In 13 minutes off the bench vs. #17 Maryland, Potter scored 14 points (6-7 FG, 2-3 3FG).
- Potter broke out at #20 Penn State with his first double-double as a Badger, finishing with career highs in pts (24) and reb (13).

CHARTING THE BADGERS

LED UW IN SCORING

	2019-20	Career
Brad Davison	4 (4-0)	18 (13-5)
Nate Reuvers	10 (5-5)	12 (6-6)
D'Mitrik Trice	4 (2-2)	10 (8-2)
Brevin Pritzl	2 (2-0)	8 (7-1)
Aleem Ford	2 (1-1)	2 (1-1)
Micah Potter	2 (1-1)	2 (1-1)

LED UW IN REBOUNDING

	2019-20	Career
Nate Reuvers	10 (6-4)	12 (8-4)
D'Mitrik Trice	6 (3-3)	8 (5-3)
Micah Potter	5 (3-2)	8* (4-4)
Aleem Ford	4 (4-0)	7 (7-0)
Brevin Pritzl	2 (2-0)	6 (5-1)
Brad Davison	3 (1-2)	3 (1-2)
Tyler Wahl	2 (1-1)	2 (1-1)
D'Mitrik Trice	1 (1-0)	1 (1-0)

*3 GAMES AT OHIO STATE

LED UW IN ASSISTS

	2019-20	Career
D'Mitrik Trice	17 (11-6)	38 (22-16)
Brad Davison	4 (3-1)	19 (9-10)
Brevin Pritzl	0 (0-0)	3 (2-1)
Aleem Ford	2 (1-1)	3 (2-1)
Trevor Anderson	2 (1-1)	2 (1-1)
Tyler Wahl	1 (1-0)	1 (1-0)
Nate Reuvers	0 (0-0)	1 (0-1)

LED UW IN MINUTES

	2019-20	Career
D'Mitrik Trice	12 (6-6)	32 (18-14)
Brad Davison	6 (5-1)	29 (21-8)
Brevin Pritzl	3 (3-0)	13 (9-4)
Nate Reuvers	3 (1-2)	5 (1-4)
Aleem Ford	1 (1-0)	4 (2-2)

Record in those contests in parentheses

CHARGES TAKEN

	2019-20	Career
Brad Davison	13	61
D'Mitrik Trice	5	38
Nate Reuvers	1	18
Brevin Pritzl	4	6
Trevor Anderson	2	4
Aleem Ford	2	4
Tyler Wahl	3	3
Walt McGoroy	0	2

2019-20 LINEUP RECORD

Trice, Davison, King, Ford, Reuvers	11-8
Trice, Davison, Pritzl, Ford, Reuvers	2-0
Trice, Davison, Ford, Reuvers, Potter	2-0
Trice, Pritzl, Ford, Wahl, Reuvers	1-0
Trice, Davison, Ford, Wahl, Reuvers	0-2

ACTIVE WIN/LOSS STREAKS

Overall	Won 3
Vs. Unranked teams (AP)	Won 3
Vs. Ranked teams (AP)	Won 1
At Home	Won 5
At Home vs. Big Ten	Won 4
At Home vs. ranked Big Ten	Won 2
At Home vs. unranked Big Ten	Won 3
At Home vs. non-conference	Won 15
At Home vs. ranked opp.	Won 2
On Road	Won 1
On Road vs. Big Ten	Won 1
On Road vs. ranked opp.	Lost 2
On Road vs. unranked opp.	Won 1
Neutral	Lost 5
Neutral vs. ranked opp.	Lost 7
Neutral vs. unranked opp.	Lost 3

BIG TEN STANDINGS

Team	Conf.	Overall
Maryland (#7)	12-3	22-4
Penn State (#9)	10-5	20-6
Iowa (#20)	9-6	18-8
Rutgers	9-6	18-8
Michigan State	9-6	17-9
Illinois (#20)	9-6	17-9
Wisconsin	9-6	16-10
Ohio State (#25)	7-7	17-8
Michigan	7-7	16-9
Purdue	7-9	14-13
Indiana	6-8	16-9
Minnesota	6-8	12-12
Nebraska	2-12	7-18
Northwestern	1-14	6-19

UPDATED THROUGH GAMES 2/18/2020

AP TOP 25 (2/17/20)

Team	Record	Points
1 Baylor	23-1	1,559
2 Gonzaga	26-1	1,518
3 Kansas	22-3	1,434
4 San Diego State	26-0	1,404
5 Dayton	23-2	1,294
6 Duke	22-3	1,285
7 Maryland	21-4	1,194
8 Florida State	21-4	1,088
9 Penn State	20-5	1,024
10 Kentucky	20-5	1,011
11 Louisville	21-5	837
12 Villanova	19-6	824
13 Auburn	22-3	818
14 Oregon	20-6	742
15 Creighton	20-6	718
16 Seton Hall	18-7	672
17 West Virginia	18-7	552
18 Colorado	20-6	501
19 Marquette	17-7	404
20 Iowa	18-8	254
21 Butler	19-7	242
22 Houston	20-6	237
23 BYU	21-7	188
24 Arizona	18-7	102
25 Ohio State	17-8	95

Others receiving votes:

Texas Tech 92, Michigan State 87, Michigan 83, LSU 55, Rhode Island 39, Virginia 32, Cincinnati 14, Stephen F. Austin 14, Illinois 12, Northern Iowa 9, Utah State 8, Rutgers 6, Florida 6, East Tennessee State 5, Saint Mary's 4, Tulsa 3, Richmond 3, SMU 2, New Mexico State 2, Wright State 1, Arizona State 1

WHO'S NEXT AT WISCONSIN?

- Wisconsin basketball is built on player development and a tradition of having its next star player waiting in the wings.
- Including Ethan Happ last season, Wisconsin players have earned 16 first-team all-conference honors during the last 18 seasons – no Big Ten team has had more. The Badgers have boasted a first-team All-Big Ten player in 8 of the last 9 seasons.

2019 Ethan Happ	2008 Brian Butch
2018 Ethan Happ	2007 Alando Tucker
2017 Ethan Happ	2006 Alando Tucker
2016 Nigel Hayes	2005 Mike Wilkinson
2015 Frank Kaminsky	2004 Devin Harris
2014 Frank Kaminsky	2003 Kirk Penney
2012 Jordan Taylor	2002 Kirk Penney
2011 Jordan Taylor	
Jon Leuer	

- During that same time span, Wisconsin has also produced 76 Academic All-Big Ten honors, trailing only PUR and NW in that span.

THE 3s BEEN THE KEY

- For Wisconsin, the effectiveness of its 3-point shooting has proven to be a key indicator in the team's success this season.
- The Badgers are 8-0 in games this season when shooting 40% 3FG or greater. Conversely, UW is just 7-9 when shooting less than 40% 3FG.
- UW is 12-2 this season when making 8 or more 3s in a game. When the Badgers make less than 8 3FGs in a game, they are just 4-8.
- **Brevin Pritzl** is specifically worth watching:
 - When Pritzl makes 2 or more 3s: UW is 10-3
 - When Pritzl makes less than 2 3s: UW is 6-7
- Wisconsin ranks 5th in the Big Ten for 3FG% (.343), averaging 8.5 3-pointers per contest.

TOP-TEN RECRUITING CLASS

Coach Greg Gard announced Nov. 13, 2019 that high school seniors **Lorne Bowman**, **Ben Carlson**, **Steven Crowl**, **Jonathan Davis** and **Jordan Davis** will attend the University of Wisconsin and play basketball for the Badgers in the fall of 2020.

- When signed, Wisconsin's 2020 class was ranked the **No. 8 class in the nation** (ESPN.com), UW's highest in the online rankings era (since 2003).
- **Lorne Bowman | G | Detroit, Mich.**
Four-star recruit...No. 94 in the ESPN 100...two-time Class A All-State honoree at St. Mary's HS, earning first team honors in 2019 and honorable mention in 2018...23.1 ppg and 5.1 apg per game during his junior season...22.5 ppg and 4.9 apg as sophomore.
- **Ben Carlson | F | Woodbury, Minn.**
Four-star recruit...No. 88 in the ESPN 100...entered senior season with 1,299 career points, 745 career rebounds and 109 career blocks, making him the top rebounder and shot blocker in East Ridge HS history...as a junior, led team to the Minnesota Class AA state tournament while averaging a double-double (16 ppg, 11.3 rpg)...two-time all-SEC conference player...an AP scholar with a 4.1 GPA.



4 MOORE

On the night of May 25th, our Wisconsin basketball family was forever changed. Assistant coach Howard Moore and his family were involved in a horrific auto accident that claimed the lives of Moore's wife, Jen, and 9-year old daughter, Jaidyn.

- His 13-year old son, Jerell, survived with minor injuries, while Moore sustained severe burns and later endured a heart attack that has left him facing a long and challenging recovery.

- Throughout the season, our team will be honoring the Moore family through a simple motto:

DO MOORE. BE MOORE. 4 MOORE.

- The number 4 represents the four members of the family. The six words represent far more than a saying, but instead a symbol of strength and an inspiration for how to live our lives.

- Our game uniforms will feature a "4MOORE" patch, (includes the names of Jen and Jaidyn). Also featuring on shooting shirts & wristbands.

- An assistance fund has been established: "The Howard Moore Family Fund." Text the word "MOORE," to 69050 to donate.

■ Steven Crowl | C | Eagan, Minn.

Three-star recruit...led Eastview High School to the Minnesota Class 4A state tournament as a junior while averaging 19.7 ppg (39% 3FGs), 8.1 rpg and 1.6 bpg...entered senior year with 1,100 career point ...first-team South Suburban All-Conference in 2019, second-team in 2018.

■ Jonathan Davis | G | La Crosse, Wis.

Four-star recruit...23 ppg, 9 rpg and 3 apg as a junior for La Crosse Central, earning unanimous first-team all-state and first-team all-conference honors...helped lead Central to WIAA Div. 2 state tournament each of the three years on varsity, winning the state title in 2017...on the football field, standout 3-year starting QB passed for 6,572 yards and 56 TDs, while rushing for more than 2,000 yards and scoring another 34 TDs on the ground.

■ Jordan Davis | G | La Crosse, Wis.

Three-star recruit...first-team all-conference as a sophomore and junior at La Crosse Central...averaged 12 ppg, 5 rpg and 3 spg as a junior...helped lead Central to three WIAA Division 2 state tournament appearances, including a title in 2017...on the football field, Davis is also an impressive wide receiver for the Red Raiders, posting 358 receiving yards with 5 TDs through three games before suffering a season-ending injury ... hauled in 49 receptions for 873 yards and 10 touchdowns as a junior.

WISCONSIN RECORD BOOK WATCH

SCHOOL RECORDS – CAREER

POINTS			
35.	1,114	Marcus Landry	2006-09
36.	1,084	Ken Siebel	1961-63
37.	1,077	Tim Locum	1988-91
38.	1,075	Josh Gasser	2011-15
39.	1,066	Larry Petty	1978-81
	1,066	Mark Vershaw	1998-01
41.	1,064	Chuck Nagle	1967-69
42.	1,057	Sean Daugherty	1995-98
43.	1,021	J.J. Weber	1984-87
44.	1,015	Willie Simms	1988-91
--	991	Brad Davison	2018-present
--	948	D'Mitrik Trice	2017-present

3-POINT FIELD GOALS			
1.	270	Bronson Koenig	2014-17
2.	235	Ben Brust	2011-14
3.	227	Tim Locum	1988-91
4.	217	Kirk Penney	2000-03
5.	213	Michael Finley	1992-95
6.	212	Jason Bohannon	2007-10
7.	193	Trent Jackson	1986-89
8.	187	Devin Harris	2002-04
9.	180	Jordan Taylor	2009-12
10.	175	Trévon Hughes	2007-10
11.	173	D'Mitrik Trice	2017-present
12.	167	Tracy Webster	1992-94
13.	166	Sean Mason	1995-99
14.	163	Kammron Taylor	2004-07
15.	162	Andy Kilbride	1992-95
16.	157	Josh Gasser	2011-15
17.	150	Brad Davison	2018-present
18.	142	Sam Dekker	2013-15
19.	134	Brevin Pritzl	2016-present
20.	120	Jon Bryant	1999-00

ASSISTS			
1.	501	Tracy Webster	1992-94
2.	464	Jordan Taylor	2009-12
3.	423	Ethan Happ	2016-19
4.	388	Mike Heineman	1984-87
5.	371	Michael Finley	1992-95
6.	344	Mike Kelley	1998-01
7.	335	Tom Molaski	1986-89
8.	319	Nigel Hayes	2014-17
9.	311	Mark Vershaw	1998-01
10.	307	Traevon Jackson	2012-15
11.	296	Bronson Koenig	2014-17
12.	295	Devin Harris	2002-04
13.	290	Arnold Gaines	1977-80
14.	284	Josh Gasser	2011-15
15.	279	D'Mitrik Trice	2016-present
16.	278	Michael Flowers	2005-08
17.	277	Trevon Hughes	2007-10
18.	273	Joe Krabbenhoft	2006-09
19.	261	Trent Jackson	1986-89
20.	259	Rick Olson	1983-86

BLOCKS			
1.	154	Ethan Happ	2016-19
2.	153	Frank Kaminsky	2012-15
3.	144	Jared Berggren	2009-13
4.	140	Nate Reuvers	2018-present
5.	124	Rashard Griffith	1994-95
6.	120	Brad Sellers	1982-83
7.	117	Mike Wilkinson	2002-05
8.	102	Kurt Portmann	1987-90
9.	99	Marcus Landry	2006-09
10.	96	Greg Stiemsma	2005-08

FREE THROW PCT. (MIN. 175 FTAS)			
1.	.870	Rick Olson (260-299)	1983-86
2.	.856	Tim Locum (166-194)	1988-91
3.	.848	Jason Bohannon (228-269)	2007-10
4.	.837	Josh Gasser (292-349)	2011-15
5.	.832	Brad Davison (213-256)	2018-present
6.	.817	Wes Matthews (273-334)	1978-80
7.	.814	Bronson Koenig (193-237)	2014-17
	.814	Brad Davison (166-204)	2018-present
9.	.804	Mike Carlin (172-214)	1966-68
10.	.801	Dick Miller (246-307)	1954-56

ASSIST-TO-TURNOVER RATIO (min. 100 assists)			
1.	3.01 (464-154)	Jordan Taylor	2009-12
2.	2.57 (344-134)	Mike Kelley	1998-01
3.	2.25 (284-126)	Josh Gasser	2011-15
4.	2.08 (250-120)	Travon Davis	1999-02
5.	2.03 (388-191)	Mike Heineman	1984-87
6.	1.99 (279-140)	D'Mitrik Trice	2017-present
7.	1.92 (296-154)	Bronson Koenig	2014-17
8.	1.90 (501-263)	Tracy Webster	1992-94
9.	1.86 (335-180)	Tom Molaski	1986-89
10.	1.79 (138-77)	Boo Wade	2003-04

COACHING WINS			
1.	364-130 (.737)	Bo Ryan (2002-15)	
2.	265-267 (.498)	Harold Foster (1935-59)	
3.	246-99 (.712)	Walter Meanwell (1912-17, '21-34)	
4.	128-165 (.437)	Steve Yoder (1983-92)	
5.	100-114 (.467)	John Erickson (1960-68)	
6.	96-57 (.627)	Greg Gard (2016-present)	
7.	94-68 (.580)	Dick Bennett (1996-00)	
8.	88-108 (.449)	John Powless (1969-76)	
9.	63-101 (.384)	Bill Cofield (1977-82)	
10.	43-15 (.741)	Emmett Angell (1905-08)	

SCHOOL RECORDS – SEASON

FREE THROW PERCENTAGE (TEAM)			
1.	.818 (436-533)	2010-11	
2.	.768 (288-375)	2019-20	
3.	.763 (584-765)	2014-15	
4.	.758 (413-545)	1983-84	
5.	.746 (642-861)	2013-14	

ASSIST-TO-TURNOVER RATIO (min. 50 assists)			
1.	4.30 (86-20)	Mike Kelley	1999
2.	3.83 (161-42)	Jordan Taylor	2011
3.	3.33 (70-21)	Josh Gasser	2015
4.	3.26 (114-35)	Mike Kelley	2000
5.	3.03 (118-39)	Jordan Taylor	2010
6.	2.97 (98-33)	Bronson Koenig	2015
7.	2.63 (147-56)	Jordan Taylor	2012
8.	2.50 (75-30)	Josh Gasser	2011
9.	2.38 (171-72)	Tracy Webster	1994
10.	2.36 (111-47)	Mike Heineman	1985
--	2.29 (103-45)	D'Mitrik Trice	2020

BLOCKS			
1.	73	Jared Berggren	2013
2.	68	Brad Sellers	1983
3.	66	Rashard Griffith	1994
	66	Frank Kaminsky	2014
5.	60	Jared Berggren	2012
60	Nate Reuvers	2019	
7.	58	Rashard Griffith	1995
8.	57	Frank Kaminsky	2015
9.	54	Nate Reuvers	2020
	52	Brad Sellers	1982

SCHOOL RECORDS – SINGLE GAME

3-POINT FIELD GOALS			
1.	8	Bronson Koenig vs. Va. Tech	3/16/17
8	Brad Davison at Nebraska	2/15/20	
3.	7	Trent Jackson at Ohio State	1/17/87
	7	Tim Locum vs. Butler	12/5/87
	7	Tim Locum vs. Rollins	12/15/89
	7	Larry Hisle vs. UT-Arlington	12/22/90
	7	Michael Finley at Michigan	1/29/94
	7	Tracy Webster vs. Missouri	3/19/94
	7	Michael Finley at E. Michigan	12/10/94
	7	Jon Bryant vs. Fresno State	3/16/00
	7	Keaton Nankivil at Purdue	1/28/10
	7	Jason Bohannon vs. Indiana	2/13/10
	7	Jordan Taylor at Indiana	3/3/11
	7	Ben Brust vs. BYU	11/26/11
	7	Ben Brust vs. UNLV	12/10/11
	7	Rob Wilson vs. Indiana	3/10/12
7	D'Mitrik Trice vs. Oklahoma	11/22/18	

BLOCKS			
1.	9	Brad Sellers vs. Toledo	11/29/82
9	Nate Reuvers vs. Stanford	11/21/18	
3.	8	Kim Hughes vs. Rollins	12/1/73
4.	7	Brad Sellers vs. Minnesota	1/21/82
	7	Brad Sellers vs. Ball State	12/8/82
	7	Jared Berggren vs. Montana	3/15/12
	7	Jared Berggren vs. Iowa	2/6/13
	7	Frank Kaminsky vs. Green Bay	11/19/14

QUICK FACTS

University of Wisconsin
Madison, WI 53711



Founded	1848
Enrollment	42,041
Nickname	Badgers
School Colors	Cardinal and White
Affiliation	NCAA Division I
Conference	Big Ten
Chancellor	Rebecca Blank
Director of Athletics	Barry Alvarez
Website	UWBadgers.com
Twitter	@BadgerMBB
Instagram	badgermbb
Facebook	/WisconsinMensBasketball

HEAD COACH - GREG GARD

Seasons	5th at Wisconsin / 5th overall
Overall Record	96-57 (.627)
Record at Wisconsin	96-57 (.627)
Big Ten Record	54-35 (.607)
NCAA Tourn. Record	4-3 (.571) / 3 Appearances

KOHL CENTER

Opened	Jan. 17, 1998
Capacity	17,287
Student Section	AreaRED
Record at Kohl Center	309-52 (.856)
Gard record at Kohl Center	58-15 (.795)

ALL-TIME RECORD

121st season of Wisconsin Basketball
Years: 1898 to present
Overall Record: 1,633-1,219 (.572)
NCAA Tournament Record: 38-23 (.633)
Big Ten Tournament Record: 25-19 (.568)

BIG TEN CHAMPIONSHIPS (18)

Titles: 1907, 1908, 1912, 1913, 1914, 1916
1918, 1921, 1923, 1924, 1929, 1935, 1941
1947, 2002, 2003, 2008, 2015

BIG TEN TOURNAMENT TITLES (3)

Titles: 2004, 2008, 2015

NCAA TOURNAMENT HISTORY

Appearances (24): 1941, 1947, 1994, 1997, 1999
2000, 2001, 2002, 2003, 2004, 2005, 2006, 2007
2008, 2009, 2010, 2011, 2012, 2013, 2014, 2015
2016, 2017, 2019
National Championship: 1941
Final Four (4): 1941, 2000, 2014, 2015
Elite Eight (6): 1941, 1947, 2000, 2005, 2014, 2015
Sweet 16 (11): 1941, 2000, 2003, 2005, 2008
2011, 2012, 2014, 2015, 2016, 2017

WISCONSIN BASKETBALL ROSTER 2019-20



0 D'MITRIK TRICE
G, R-Jr., 6-0, 184
Huber Heights, Ohio



1 BREVIN PRITZL
G, Gr., 6-3, 204
De Pere, Wis.



2 ALEEM FORD
F, R-Jr., 6-8, 217
Lawrenceville, Ga.



3 WALT MCGRORY
G, Jr., 6-3, 205
Minneapolis, Minn.



4 CARTER HIGGINBOTTOM
G, R-Fr., 6-0, 187
Chicago, Ill.



5 TYLER WAHL
F, Fr., 6-7, 214
Lakeville, Minn.



11 MICAH POTTER
F, R-Jr., 6-10, 248
Mentor, Ohio



12 TREVOR ANDERSON
G, R-Jr., 6-2, 200
Stevens Point, Wis.



15 COURTLAND CUEVAS
F, Jr., 6-5, 190
Madison, Wis.



20 SAMAD QAWI
F, Jr., 6-6, 195
Racine, Wis.



30 OWEN HAMILTON
C, R-So., 7-0, 266
Prescott, Wis.



31 MICHAEL BALLARD
G, R-Jr., 6-4, 202
Oak Park, Ill.



32 JOE HEDSTROM
C, R-Fr., 7-0, 240
Hopkins, Minn.



34 BRAD DAVISON
G, Jr., 6-4, 2-6
Maple Grove, Minn.



35 NATE REUVERS
F, Jr., 6-11, 235
Lakeville, Minn.



GREG GARD
Head Coach
5th season at UW



JOE KRABbenhOFT
Assistant Coach
4th season at UW



DEAN OLIVER
Assistant Coach
3rd season at UW



ALANDO TUCKER
Interim Assistant Coach
1st season at UW

WISCONSIN BADGERS	POS	HT	WT	YR/ELIG	HOMETOWN (HS/LAST SCHOOL)
0 D'Mitrik Trice**	G	6-0	184	Sr./Jr.	Huber Heights, Ohio (Wayne/IMG Academy)
1 Brevin Pritzl***	G	6-3	204	Gr./Sr.	De Pere, Wis. (HS)
2 Aleem Ford**	F	6-8	217	Sr./Jr.	Lawrenceville, Ga. (Archer/IMG Academy)
3 Walt McGrory**	G	6-3	205	Jr./Jr.	Minneapolis, Minn. (Edina)
4 Carter Higginbottom	G	6-0	187	So./Fr.	Chicago, Ill. (St. Ignatius)
5 Tyler Wahl	F	6-7	214	Fr./Fr.	Lakeville, Minn. (North)
11 Micah Potter	F	6-10	248	Sr./Jr.	Mentor, Ohio (Monteverde Acad./Ohio St.)
12 Trevor Anderson*	G	6-2	200	Sr./Jr.	Stevens Point, Wis. (HS/Green Bay)
15 Courtland Cuevas	F	6-5	190	Sr./Jr.	Madison, Wis. (Madison East)
20 Samad Qawi	F	6-6	195	Sr./Jr.	Racine, Wis. (Horlick)
30 Owen Hamilton	C	7-0	266	Jr./So.	Prescott, Wis. (HS/Northern Illinois)
31 Michael Ballard**	G	6-4	202	Sr./Jr.	Oak Park, Ill. (Fenwick)
32 Joe Hedstrom	C	7-0	240	So./Fr.	Hopkins, Minn. (HS)
34 Brad Davison**	G	6-4	206	Jr./Jr.	Maple Grove, Minn. (HS)
35 Nate Reuvers**	F	6-11	235	Jr./Jr.	Lakeville, Minn. (North)

* letters earned at UW | Gr. - Graduate school student

Head Coach: Greg Gard (5th)
Assistant Coaches: Joe Krabbenhoft (4th),
Dean Oliver (3rd), Alando Tucker (interim, 1st)
Dir. of Basketball Operations: Marc VandeWetterling

Head Athletic Trainer: Henry Perez-Guerra
Video Director: A.J. Van Handel
Asst. Dir. of Basketball Operations: Kyle Blackburn

WISCONSIN PRONUNCIATION GUIDE)

Courtland Cuevas - QWAY-vaas
Aleem Ford - UH-leem
Brevin Pritzl - PRITTS-ull
Samad Qawi - suh-MAAD COW-ee

Nate Reuvers - REE-vers
D'Mitrik Trice - Duh-MEE-trick
Tyler Wahl - WALL



THE GARD FILE

■ Career Record (5th Season): 96-57 (.627)

- Record at Wisconsin (5th Season): 96-57 (.627)
- Big Ten Record (5th Season): 54-35 (.607)
- NCAA Tournament Appearances/Record: 3 / 4-3 (.572)
- Hometown: Cobb, Wis.
- Alma Mater: UW-Platteville, 1995 (Physical & Health Ed)
Master's Degree: UW-Platteville, 2007 (Counselor Ed)
- Family: Wife Michelle
Daughters, Mackenzie and Peyton; Son, Isaac

COACHING EXPERIENCE

Position	School	Years
Assistant Coach	Southwestern (Wis.) HS	1990-93
Assistant Coach	Platteville (Wis.) HS	1993-94
Assistant Coach	UW-Platteville	1993-99
Assistant Coach	UW-Milwaukee	1999-01
Assoc. Head Coach	Wisconsin	2001-15
Head Coach	Wisconsin	2015-Present

CAREER HIGHLIGHTS

Date	Highlight
Dec. 15, 2015	Assumes role of interim head coach upon the retirement of Bo Ryan
Dec. 23, 2015	First career win, 84-79, vs. Green Bay
Jan. 2, 2016	First Big Ten win, 79-57, vs. Rutgers
Jan. 17, 2016	First ranked win, 77-76, vs. #4 MSU
Jan. 26, 2016	UW claims 82-79 overtime win over eventual Big Ten champion #19 Indiana
Feb. 13, 2016	First road win over ranked team, 70-57, at #2 Maryland
March 7, 2016	Officially named Wisconsin head coach
March 18, 2016	First NCAA tournament win, 47-43, against 10th-seeded Pittsburgh
April 4, 2016	Jim Phelan National Coach of the Year
March 18, 2017	Leads UW to its fourth-ever win over No. 1 team in the nation with a 65-62 victory over top-seeded Villanova in NCAA tournament second round
Feb. 15, 2018	Badgers tally sixth top-10 win in three seasons under Gard (#6 Purdue, 57-53)
Jan. 19, 2019	UW earns fourth win over top-5 team under Gard (#2 Michigan, 64-54)
Jan. 3, 2020	UW wins at #5 Ohio State, 61-47

HEAD COACH GREG GARD

■ 2016 JIM PHELAN NATIONAL COACH OF THE YEAR

A coaching veteran of nearly 30 years, Greg Gard has expertly made the jump from assistant coach to head coach at Wisconsin. After assuming the head coaching reins on Dec. 15, 2015, Gard has led the Badgers to the NCAA tournament in three of his four seasons, including a pair of Sweet 16 appearances in each of his first two seasons. Owner of one of the highest win percentages in Wisconsin history, Gard now enters his fifth season as the head coach in 2019-20.

After initially taking over on an interim basis, Gard was officially named head coach of the Badgers on March 7, 2016. In four seasons, he owns the third-highest winning percentage in UW history, piloting the Badgers to a record of 80-47 (.630).

In just four seasons as head coach, Gard is quickly climbing Wisconsin's win charts. Gard is already 45-29 in Big Ten play, surpassing Dick Bennett for seventh on UW's all-time wins list. He enters 2019-20 just eight conference wins away from fourth place on the school's all-time ledger. Gard's .608 Big Ten win percentage equates to the third-best mark in Badger annals.

Gard reached 40 conference wins in a mere 66 games, making him the third-fastest active Big Ten coach to 40 conference wins. That number trails only Maryland's Mark Turgeon and MSU's Tom Izzo, who did it in 57 and 62 games, respectively.

In his inaugural season as head coach, Gard led the Badgers to the 2016 NCAA Tournament Sweet 16, becoming just the second-ever first-year coach to win the Jim Phelan National Coach of the Year award. He followed that up by leading UW to its fifth-highest single-season win total in school history (27-10) and making a second-consecutive visit to the Sweet 16.

Gard is just the third coach in the last 20 years to pilot his team to the Sweet 16 in each of his first two seasons, joining UCLA's Steve Lavin (1996-97) and Gonzaga's Mark Few (2000-01).

Wisconsin maintained its place among the top of the Big Ten during the transition to Gard as well. In his first season, the Badgers finished the regular season in a tie for third place in the Big Ten standings — extending its streak of top-four finishes to a league-record 16th-consecutive season — with a 12-6 conference record. Gard led the Badgers to the most Big Ten wins by a first-year coach since 2004 (Bruce Weber, Illinois).

Gard's Badgers would post another 12-6 conference campaign in 2017, finishing second in both the regular season and the Big Ten tournament. Wisconsin would cap off its 27-win season with a signature win in the NCAA tournament, knocking off the nation's No. 1 team Villanova, 65-62, to advance to the Sweet 16.

In 2018-19, Gard piloted the Badgers back to the Big Dance, posting a 23-11 overall record. Wisconsin also boasted a mark of 14-6 in Big Ten play, winning 14 conference games for just the third time in school history, joining 16-win seasons in 2008 and 2015.

In 18 total seasons on the Badgers' bench, Gard has seen the Badgers finish lower than fourth in the Big Ten standings just once while amassing a combined mark of 217-97 (.691) in league play.

During his tenure as head coach, Gard has helped a pair of players reach first-team All-Big Ten status: Nigel Hayes (2016) and third-team All-American Ethan Happ (2017, '18, '19).

Long considered one of the top assistant coaches in the game, Gard served as an assistant at Wisconsin for 14-plus seasons, including the final seven as the associate head coach.

Prior to coming to Wisconsin in 2001, Gard spent the previous two seasons as an assistant at UW-Milwaukee and served as an assistant coach at UW-Platteville from 1993-99.

Prior to joining Ryan's staff in Platteville, Gard spent three seasons at Southwestern High School and one at Platteville High School, where he served in junior high and assistant varsity coaching capacities.

In 2016, Gard and his wife, Michelle, partnered with the University of the Wisconsin and Wisconsin Foundation and Alumni Association, to launch Garding Against Cancer. This fundraising initiative raises funds and awareness for cancer research and care within the state of Wisconsin. In its first two years of hosting fundraising events across the state, GAC raised more than \$2 million dollars in the fight against cancer.

Gard is a 1995 graduate of UW-Platteville with a degree in physical and health education. He received a master's degree in counselor education from Platteville in 2007. Gard and his wife, Michelle, have two daughters, Mackenzie and Peyton, and a son, Isaac.

GARD YEAR-BY-YEAR

Year	School	Record	Pct.	Conf.	Record	Place	Postseason
2015-16	Wisconsin	15-8	.652	Big Ten	12-6	T-3rd	NCAA Sweet 16
2016-17	Wisconsin	27-10	.730	Big Ten	12-6	T-2nd	NCAA Sweet 16
2017-18	Wisconsin	15-18	.455	Big Ten	7-11	9th	--
2018-19	Wisconsin	23-11	.676	Big Ten	14-6	4th	NCAA First Round
2019-20	Wisconsin	16-10	.615	Big Ten	9-6	--	--
Totals (5 seasons)		96-57	(.627)		54-35	(.607)	3 NCAA appearances

GARD vs. DIVISION I TEAMS

Team	Home	Away	Neut.	Total	Team	Home	Away	Neut.	Total
Baylor	0-0	0-0	0-1	0-1	North Carolina State	1-0	0-1	0-0	1-1
Central Arkansas	1-0	0-0	0-0	1-0	Northwestern	1-2	2-1	1-0	4-3
Chicago State	2-0	0-0	0-0	2-0	Notre Dame	0-0	0-0	0-1	0-1
Coppin State	1-0	0-0	0-0	1-0	Ohio State	3-1	2-1	0-0	5-2
Creighton	0-0	0-1	0-0	0-1	Oklahoma	1-0	0-0	1-0	2-0
Eastern Illinois	1-0	0-0	0-0	1-0	Oregon	0-0	0-0	0-1	0-1
Florida	0-0	0-0	0-1	0-1	Penn State	2-0	4-0	0-0	6-0
Florida A&M	1-0	0-0	0-0	1-0	Pittsburgh	0-0	0-0	1-0	1-0
Georgetown	0-0	0-0	1-0	1-0	Prairie View A&M	1-0	0-0	0-0	1-0
Grambling State	1-0	0-0	0-0	1-0	Purdue	2-2	0-4	0-0	2-6
Green Bay	4-0	0-0	0-0	4-0	Rider	1-0	0-0	0-0	1-0
Houston Baptist	1-0	0-0	0-0	1-0	Richmond	0-0	0-0	0-1	0-1
Idaho State	1-0	0-0	0-0	1-0	Rutgers	3-0	0-2	1-0	4-2
Illinois	3-1	4-0	0-0	7-1	Saint Mary's	0-0	0-0	0-1	0-1
Indiana	4-0	1-2	1-0	6-2	Savannah State	1-0	0-0	0-0	1-0
Iowa	1-1	2-2	0-0	3-3	South Carolina State	1-0	0-0	0-0	1-0
Marquette	1-1	1-1	0-0	2-2	Stanford	0-0	0-0	1-0	1-0
Maryland	3-1	1-2	1-0	5-3	Syracuse	1-0	0-0	0-0	1-0
UMass Lowell	1-0	0-0	0-0	1-0	Temple	0-0	0-1	0-0	0-1
McNeese State	1-0	0-0	0-0	1-0	Tennessee	0-0	1-0	1-0	2-0
Michigan	3-1	0-2	0-1	3-4	UCLA	0-0	0-0	0-1	0-1
Michigan State	2-2	0-4	0-2	2-8	Villanova	0-0	0-0	1-0	1-0
Milwaukee	2-0	0-0	0-0	2-0	Virginia	0-0	0-1	0-1	0-2
Minnesota	2-1	3-1	0-0	5-2	Virginia Tech	0-0	0-0	1-0	1-0
Nebraska	2-1	3-1	1-1	6-3	Western Kentucky	1-0	0-1	0-0	1-1
New Mexico	0-0	0-0	0-1	0-1	Xavier	0-1	1-0	1-0	2-1
North Carolina	0-0	0-0	0-1	0-1	Yale	1-0	0-0	0-0	1-0
					Total	58-15	25-28	13-14	96-57

HOME SWEET HOME

The Badgers are VERY good at the Kohl Center



WISCONSIN AT HOME SINCE 2001-02

272-39 (.875)	Overall Home Record
136-26 (.840)	vs. Big Ten teams
136-13 (.913)	vs. non-conference teams
100-12 (.893)	vs. unranked Big Ten teams
44-18 (.710)	vs. teams ranked in the AP top 25
32-5 (.865)	vs. in-state teams
Undefeated	vs. IND (14-0), PSU (14-0)
One-loss	vs. NEB (4-1), MARY (3-1)
Two-loss	vs. MINN (13-2), MICH (13-2), IOWA (12-2)

NCAA'S TOUGHEST VENUES

Since the Kohl Center opened in 1998, Wisconsin has been nearly unbeatable on its home floor. In fact, among active venues, the Kohl Center is among the toughest for road teams to come in and steal a win.

Team	Record	Pct.
1. Gonzaga (McCarthy Center)	209-15	.933
2. Kentucky (Rupp Arena)	603-70	.896
3. Oregon (Matthew Knight Arena)	149-20	.882
4. Kansas (Allen Fieldhouse)	794-114	.874
Michigan State (Breslin Center)	418-60	.874
6. Belmont (Curb Events Center)	190-29	.868
7. Xavier (Cintas Center)	266-43	.861
8. UCLA (Pauley Pavilion)	756-125	.858
9. Louisville (KFC Yum! Center)	155-26	.856
10. Wisconsin (Kohl Center)	304-52	.854

(games through Jan. 11, 2020)

STREAKING

Of the 9 longest home streaks in school history, 5 have come in the last 17 seasons, including a record 38-game home win streak from 2002 to 2005.

No.	Began	Ended
38	12/7/2002 (UNLV)	1/25/2005 (ILL)
33	3/8/1911 (NW)	1/23/1915 (Chic.)
28	2/8/2006 (IND)	12/8/2007 (Marq.)
24	1/14/1929 (IND)	2/14/1931 (MIN)
23	2/13/2010 (IND)	12/3/2011 (Marq.)
19	1/17/2016 (MSU)	2/12/2017 (NW)
18	2/27/1909 (PUR)	3/1/1911 (MIN)
18	2/19/1915 (PUR)	1/26/1917 (Chic.)
18	2/5/2009 (ILL)	2/9/2010 (ILL)

- Since the 2001-02 season when **Greg Gard** first joined staff, Wisconsin has compiled a 272-39 (.875) record at the Kohl Center.
- Over the last 15 seasons, UW is 136-26 (.840) in Big Ten home games, the best mark in the conference.
- Over the last 15 seasons, 203 of the Badgers' 272 home wins have come by at least 10 points (74.6 percent).
- Wisconsin has trailed at halftime in only 66 of 311 home games since 2001-02 season. UW has come back to win 40 of those 66 games (60.6 percent).
- In 2018-19, the Badgers led the Big Ten and ranked 5th nationally in attendance, selling out nearly every game (17,170 per game). UW has led the Big Ten in attendance 13 of the last 17 seasons and finished among the nation's top 7 in each of the last 19 years.
- This season, UW sold out its AreaRED student section for the 7th straight season. With a capacity of 2,100, AreaRED is the 3rd-largest student section in the Big Ten.

BIG KOHL CENTER WINS

Most memorable home wins since opening in 1998:

Jan. 17, 1998 - UW 56, Northwestern 33
First-ever game in the Kohl Center

Dec. 1, 2001 - UW 70, UW-Green Bay 57
Bo Ryan's first victory at the Kohl Center

Dec. 22, 2001 - UW 86, #14 MU 63
Kirk Penney scores 33 points in UW's first win over a ranked team under Bo Ryan

Jan. 5, 2002 - UW 72, #7 Illinois 66
Ryan's first win over a top-10 team at UW

Feb. 27, 2002 - UW 74, Michigan 54
UW clinches share of first Big Ten title since '47

Dec. 7, 2002 - UW 91, UNLV 74
UW begins school-record 38-game home win streak - Alando Tucker 24 points, 18 rebounds

March 5, 2003 - UW 60, #14 Illinois 59
Devin Harris makes 1-of-2 FTs with 0.4 seconds left to clinch outright Big Ten title

Dec. 23, 2004 - UW 85, UNC Green. 53
UW wins school-record 34th-straight home game

Jan. 16, 2005 - UW 62, #15 Mich. St. 59
Wisconsin overcomes 8-point deficit with 1:58 remaining to win its 38th-straight home game

Feb. 9, 2005 - UW 72, Iowa 69
UW overcomes a 13-point deficit with 12:27 remaining in the game

March 1, 2005 - UW 62, Indiana 60
Alando Tucker scores putback as time expires

Feb. 15, 2006 - UW 78, #12 Ohio St. 73
UW overcomes a nine-point halftime deficit to beat No. 12 Ohio State

Dec. 16, 2006 - UW 89, #2 Pitt 75
Alando Tucker and Brian Butch combine for 59 pts

Jan. 9, 2007 - UW 72, #5 Ohio St. 69
Badgers win the first matchup in school history of top-five teams

March 3, 2007 - UW 52, Michigan St. 50
Kammron Taylor wins it on 3fG with 3.9 seconds left

Dec. 2, 2009 - UW 73, #6 Duke 69
Trevon Hughes scores 26 as UW's win clinches Big Ten's first Big Ten/ACC title

Jan. 9, 2010 - UW 73, #4 Purdue 66
Jordan Taylor (23) and Jason Bohannon (20) help end Purdue's undefeated season

Feb. 2, 2010 - UW 67, #5 Michigan State 49
Badgers end MSU's 9-0 Big Ten start

Feb. 12, 2011 - UW 71, #1 Ohio State 67
Stopped OSU's 24-0 start and UW's first win over AP No. 1 since 1962

Feb. 9, 2013 - UW 65, #2 Michigan 62 (OT)
Ben Brust's half-court buzzer-beater sends game to overtime where UW wins

Nov. 19, 2013 - UW 103, North Dakota 85
UW's first 100-point game since '95, Frank Kaminsky scores UW record 43 points

Feb. 9, 2014 - UW 60, #8 Michigan State 58
Treavon Jackson hits game-winning jumper with 2.1 seconds left in Bo Ryan's 150th Big Ten win

March 1, 2015 - #6 UW 68, Michigan State 61
UW claims 18th Big Ten championship and the 4th under Bo Ryan as Frank Kaminsky scores 31

Dec. 23, 2015 - UW 84, Green Bay 79
Greg Gard's first win as interim head coach

Jan. 17, 2016 - UW 77, #4 Michigan State 76
Gard's first ranked win, Koenig/Hayes total 52 pts

Feb. 15, 2018 - UW 57, #6 Purdue 53
Ethan Happ tallies 21 pts and 12 reb as Badgers raise Frank Kaminsky's No. 44 into rafters

Jan. 19, 2019 - UW 64, #2 Michigan 54
UW knocks off 17-0 Michigan behind 26 points, 10 rebounds and 7 assists from Ethan Happ

Feb. 1, 2020 - UW 64, #14 Michigan State 63
UW wins first game over MSU since 2016

0 | D'MITRIK TRICE

R-Junior | Guard | 6-0 | 184
Huber Heights, Ohio | IMG Academy (Fla.)



Twitter: @DMitrikTrice22 | Instagram: dmitrik_trice0

INDIVIDUAL BENCHMARKS

	SEASON	CAREER
GP/GS	26/26	107/72
10+ POINTS:	12	41
20+ POINTS:	2	6
30+ POINTS:	1	1
3+ 3-PTERS MADE:	7	24
3+ ASSISTS:	19	52
LED UW IN PTS:	4	10
LED UW IN AST:	17	38

GET TO KNOW D'MITRIK

Trice has had a big impact at Wisconsin since stepping onto campus in 2016. With 107 games and 72 starts, Trice is among the most experienced Badgers on the roster. Now in his redshirt junior season, Trice has developed into a leading scorer. The Huber Heights, Ohio native started all 34 games in 2018-19, earning All-Big Ten honorable mention after averaging 11.6 points per game, 39% 3FG shooting and 2.8 assists per game.

- Needs just 52 points to reach 1,000 in his career.

HONOR

- 2019 All-Big Ten Honorable Mention
- 1x Big Ten Player of the Week (12/23/19)
- 2x Academic All-Big Ten (2018, '19)

CAREER

- Currently 6th in UW history with a career 1.99 assist-to-turnover ratio (279 assists, 140 TOs).
- Currently ranks 11th in school history with 173 career 3-point field goals.
- In 2016-17, his .418 3FG% ranks 2nd-highest ever by a UW freshman.
- Became just the 5th true freshman to start a game at Wisconsin since 2000 (joining Devin Harris, Alando Tucker, Josh Gasser & Sam Dekker).

TOP SEASON PERFORMANCES

- **vs. Nebraska (1/21/20):** First UW guard to post at least 10 pts, 10 reb and 5 ast in a game since 2011.
- **vs. Indiana (12/21/19):** Scored a career-high 31 points, while adding 5 rebounds and 3 assists.
- **vs. Green Bay (11/21/19):** Finished the game with 11 points, 8 rebounds and 7 assists.

SEASON HIGHS

POINTS: 31 vs. Milwaukee (12/21/19)
FIELD GOALS: 11 vs. Milwaukee (12/21/19)
FG ATTEMPTS: 14 (2x) MR at Tennessee (12/28/19)
3-POINT FGS: 5 (2x) MR at Nebraska (2/15/20)
3-POINT FGAS: 9 at Minnesota (2/5/20)
FREE THROWS: 6 vs. Michigan State (2/1/20)
FT ATTEMPTS: 9 vs. Michigan State (2/1/20)
REBOUNDS: 10 vs. Nebraska (1/21/20)
ASSISTS: 8 vs. Ohio State (2/9/20)
BLOCKS: 1 (2x) MR at Purdue (1/24/20)
STEALS: 3 (3x) MR vs. Nebraska (1/21/20)
MINUTES: 39 (2x) MR vs. Mich. State (2/1/20)

CAREER HIGHS

POINTS: 31 vs. Milwaukee (12/21/19)
FIELD GOALS: 11 vs. Milwaukee (12/21/19)
FG ATTEMPTS: 20 vs. Stanford (11/21/18)
3-POINT FGS: 7 vs. Oklahoma (11/22/18)
3-POINT FGAS: 10 vs. Oregon (3/22/19)
FREE THROWS: 6 (3x) MR vs. Mich. State (2/1/20)
FT ATTEMPTS: 9 (2x) MR vs. Mich. State (2/1/20)
REBOUNDS: 10 vs. Nebraska (1/21/20)
ASSISTS: 8 vs. Ohio State (2/9/20)
BLOCKS: 1 (7x) MR at Purdue (1/24/20)
STEALS: 3 (7x) MR vs. Nebraska (1/21/20)
MINUTES: 41 at Marquette (12/8/18)

GAME-BY-GAME STATISTICS

Opponent	Date	gs	min	Total		3-Pointers		Free throws		Rebounds				pf	a	t/o	blk	stl	pts	avg	
				fg-fga	pct	3fg-fga	pct	ft-fa	pct	off	def	tot	avg								
vs Saint Mary's (CA)	11/05/19	*	39	3-7	.429	2-4	.500	2-2	1.000	0	3	3	3.0	2	3	3	0	0	10	10.0	
EASTERN ILL.	11/08/19	*	27	2-6	.333	0-1	.000	0-0	.000	1	3	4	3.5	1	1	2	0	1	4	7.0	
MCNEESE	11/13/19	*	27	3-9	.333	2-7	.286	0-0	.000	0	3	3	3.3	0	3	1	0	1	8	7.3	
MARQUETTE	11/17/19	*	33	4-9	.444	2-5	.400	0-0	.000	0	2	2	3.0	1	2	1	0	3	10	8.0	
GREEN BAY	11/21/19	*	32	3-7	.429	3-5	.600	2-2	1.000	0	8	8	4.0	0	7	1	0	0	11	8.6	
vs Richmond	11/25/19	*	36	2-10	.200	1-6	.167	0-0	.000	0	7	7	4.5	0	5	1	0	1	5	8.0	
vs New Mexico	11/26/19	*	32	4-12	.333	1-7	.143	2-2	1.000	0	7	7	4.9	1	1	0	0	1	11	8.4	
at NC State	12/04/19	*	36	3-9	.333	2-8	.250	0-0	.000	1	3	4	4.8	1	4	1	0	1	8	8.4	
INDIANA	12/07/19	*	30	2-7	.286	0-3	.000	4-4	1.000	1	4	5	4.8	2	4	2	0	0	8	8.3	
at Rutgers	12/11/19	*	23	1-2	.500	0-1	.000	0-1	.000	0	3	3	4.6	1	1	3	0	2	2	7.7	
MILWAUKEE	12/21/19	*	32	11-14	.786	5-6	.833	4-6	.667	1	4	5	4.6	2	3	2	0	1	31	9.8	
at Tennessee	12/28/19	*	30	6-14	.429	4-8	.500	5-6	.833	0	3	3	4.5	0	3	3	0	1	21	10.8	
RIDER	12/31/19	*	30	3-9	.333	3-7	.429	0-0	.000	0	3	3	4.4	0	7	3	1	3	9	10.6	
at Ohio St.	01/03/20	*	31	2-10	.200	0-4	.000	2-2	1.000	0	3	3	4.3	3	2	1	0	0	6	10.3	
ILLINOIS	01/08/20	*	33	2-10	.200	0-1	.000	3-4	.750	0	3	3	4.2	3	4	1	0	0	7	10.1	
at Penn St.	01/11/20	*	13	0-2	.000	0-1	.000	0-0	.000	0	0	0	3.9	0	1	1	0	0	0	9.4	
MARYLAND	01/14/20	*	26	0-5	.000	0-3	.000	0-0	.000	0	2	2	3.8	2	4	1	0	0	0	8.9	
at Michigan St.	01/17/20	*	26	4-9	.444	1-4	.250	0-0	.000	0	5	5	3.9	2	4	1	0	1	9	8.9	
NEBRASKA	01/21/20	*	36	4-6	.667	3-4	.750	0-0	.000	1	9	10	4.2	0	7	3	0	3	11	9.0	
at Purdue	01/24/20	*	29	4-6	.667	2-3	.667	1-2	.500	0	1	1	4.1	0	2	4	1	0	11	9.1	
at Iowa	01/27/20	*	37	5-10	.500	3-6	.500	3-4	.750	1	8	9	4.3	4	6	1	0	1	16	9.4	
MICHIGAN ST.	02/01/20	*	39	3-12	.250	2-7	.286	6-9	.667	0	6	6	4.4	1	5	1	0	1	14	9.6	
at Minnesota	02/05/20	*	36	4-13	.308	2-9	.222	0-0	.000	0	5	5	4.4	1	6	2	0	0	10	9.7	
OHIO ST.	02/09/20	*	32	3-8	.375	2-6	.333	0-0	.000	1	2	3	4.3	1	8	3	0	1	8	9.6	
at Nebraska	02/15/20	*	36	5-10	.500	5-6	.833	0-0	.000	0	3	3	4.3	2	5	0	0	0	15	9.8	
PURDUE	02/18/20	*	33	3-11	.273	2-7	.286	0-0	.000	0	1	1	4.2	0	5	3	0	0	8	9.7	
Totals			26	814	86-227	.379	47-129	.364	34-44	.773	7	101	108	4.2	30	103	45	2	22	253	9.7

Games played: 26
Minutes/game: 31.3
Points/game: 9.7
FG Pct: 37.9
3FG Pct: 36.4
FT Pct: 77.3

Rebounds/game: 4.2
Assists/game: 4.0
Turnovers/game: 1.7
Assist/turnover ratio: 2.3
Steals/game: 0.8
Blocks/game: 0.1

CAREER STATISTICS

Season	gp-gs	min/avg	Total		3-Point		F-Throws		Rebounds			Scoring								
			fg-fga	pct	fg-fga	pct	ft-fa	pct	off	def	tot	avg	pf	fo	ast	to	blk	stl	pts	avg
2016-17	37-2	677/18.3	70-184	.380	38-91	.418	30-38	.789	7	62	69	1.9	51	0	63	37	3	20	208	5.6
2017-18	10-10	315/31.5	35-92	.380	12-40	.300	12-17	.706	2	18	20	2.0	13	0	23	13	1	6	94	9.4
2018-19	34-34	1107/32.6	133-346	.384	76-195	.390	51-68	.750	6	88	94	2.8	65	1	90	45	1	30	393	11.6
2019-20	26-26	814/31.3	86-227	.379	47-129	.364	34-44	.773	7	101	108	4.2	30	0	103	45	2	22	253	9.7
TOTAL	107-72	2913/27.2	324-849	.382	173-455	.380	127-167	.760	22	269	291	2.7	159	1	279	140	7	78	948	8.9

1

BREVIN PRITZL

Graduate Student | Guard | 6-3 | 204 | De Pere, Wis.
De Pere High School



Twitter: @LilB_Pritzl | Instagram: lilb_pritz1

INDIVIDUAL BENCHMARKS

	SEASON	CAREER
GP/GS	26/3	117/24
10+ POINTS:	9	29
3+ 3-PTERS MADE:	5	17
2+ STEALS:	3	12
LED UW IN PTS:	2	8
LED UW IN REB:	2	6

GET TO KNOW BREVIN

The Badgers' lone senior this season, Pritzl brings both leadership and scoring ability to the Badgers in 2019-20. The lethal veteran shooter is back as a graduate student at UW-Madison after leading the Big Ten in 3-point FG percentage during conference play last season (53.5%). The all-time leading scorer in De Pere High School history, Pritzl brings relentless energy and effort on defense while also finding teammates in scoring situations. Pritzl appeared in every game last season, shooting a team-high 41% from 3-point range and scoring in double figures four times as one of UW's featured players off the bench.

HONORS

- 2x; Academic All-Big Ten (2017, '19)

TOP SEASON PERFORMANCES

- at Tennessee (12/28/19): Contributed 17 points (4 3FGs) off the bench, as well as 3 reb and 3 stl.
- vs. Marquette (11/17/19): Scored 15 pts with a career-high 13 reb in UW's in-state rivalry win.
- vs. McNeese St. (11/13/19): Scored 13 pts and added 3 reb in his lone start this season.
- vs. Michigan State (2/1/20): Scored 10 points and grabbed a team-high seven rebounds in UW's upset victory over the No. 14 Spartans.

SEASON HIGHS

- POINTS: 19 vs. Ohio State (2/9/20)
- FIELD GOALS: 7 vs. Ohio State (2/9/20)
- FG ATTEMPTS: 13 vs. Ohio State (2/9/20)
- 3-POINT FGS: 5 vs. Ohio State (2/9/20)
- 3-POINT FGAS: 8 (2x) MR vs. Nebraska (1/21/20)
- FREE THROWS: 8 vs. Purdue (2/18/20)
- FT ATTEMPTS: 8 vs. Purdue (2/18/20)
- REBOUNDS: 13 vs. Marquette (11/17/19)
- ASSISTS: 2 (6x) MR vs. Ohio State (2/9/20)
- BLOCKS: 1 (4x) MR at Nebraska (2/15/20)
- STEALS: 3 at Tennessee (12/28/19)
- MINUTES: 39 vs. Michigan State (2/1/20)

CAREER HIGHS

- POINTS: 20 vs. Minnesota (2/19/18)
- FIELD GOALS: 7 vs. Ohio State (2/9/20)
- FG ATTEMPTS: 13 (2x) MR vs. Ohio State (2/9/20)
- 3-POINT FGS: 6 vs. Minnesota (2/19/18)
- 3-POINT FGAS: 9 (3x) MR vs. Minnesota (2/19/18)
- FREE THROWS: 8 vs. Purdue (2/18/20)
- FT ATTEMPTS: 8 vs. Purdue (2/18/20)
- REBOUNDS: 13 vs. Marquette (11/17/19)
- ASSISTS: 4 vs. Green Bay (12/23/17)
- BLOCKS: 1 (13x) MR at Nebraska (2/15/20)
- STEALS: 3 (7x) MR at Tennessee (12/28/19)
- MINUTES: 39 (3x) MR vs. Michigan State (2/1/20)

GAME-BY-GAME STATISTICS

Opponent	Date	gs	min	Total		3-Pointers		Free throws		Rebounds				pf	a	t/o	blk	stl	pts	avg
				fg-fga	pct	3fg-fga	pct	ft-fa	pct	off	def	tot	avg							
vs Saint Mary's (CA)	11/05/19	22	0-0	.000	0-0	.000	0-0	.000	1	2	3	3.0	0	1	0	0	0	0	0	0.0
EASTERN ILL.	11/08/19	26	3-9	.333	1-6	.167	2-2	1.000	2	5	7	5.0	3	0	2	1	0	9	4.5	
MCNEESE	11/13/19	21	4-9	.444	2-6	.333	3-4	.750	2	1	3	4.3	2	2	0	1	0	13	7.3	
MARQUETTE	11/17/19	26	4-6	.667	3-4	.750	4-4	1.000	6	7	13	6.5	2	0	2	0	0	15	9.3	
GREEN BAY	11/21/19	32	4-9	.444	2-4	.500	0-0	.000	1	4	5	6.2	3	2	0	0	0	10	9.4	
vs Richmond	11/25/19	26	2-5	.400	1-3	.333	0-0	.000	0	5	5	6.0	3	0	2	0	0	5	8.7	
vs New Mexico	11/26/19	22	2-7	.286	1-6	.167	1-2	.500	1	1	2	5.4	2	1	0	0	1	6	8.3	
at NC State	12/04/19	22	0-2	.000	0-2	.000	0-0	.000	1	3	4	5.3	0	0	0	0	1	0	7.3	
INDIANA	12/07/19	22	3-6	.500	2-5	.400	1-2	.500	0	1	1	4.8	2	2	0	0	0	9	7.4	
at Rutgers	12/11/19	26	2-5	.400	2-5	.400	0-0	.000	0	1	1	4.4	1	0	1	0	0	6	7.3	
MILWAUKEE	12/21/19	17	1-4	.250	1-3	.333	0-0	.000	0	0	0	4.0	4	1	1	0	0	3	6.9	
at Tennessee	12/28/19	28	6-10	.600	4-8	.500	1-1	1.000	0	3	3	3.9	1	1	1	0	3	17	7.8	
RIDER	12/31/19	20	4-7	.571	3-5	.600	0-1	.000	0	1	1	3.7	1	1	2	1	0	11	8.0	
at Ohio St.	01/03/20	29	3-8	.375	2-5	.400	1-2	.500	1	2	3	3.6	3	0	0	0	1	9	8.1	
ILLINOIS	01/08/20	20	1-2	.500	1-2	.500	4-4	1.000	0	2	2	3.5	1	0	1	0	1	7	8.0	
at Penn St.	01/11/20	19	1-5	.200	1-4	.250	0-0	.000	0	1	1	3.4	1	1	0	0	0	3	7.7	
MARYLAND	01/14/20	24	1-2	.500	1-1	1.000	0-0	.000	0	3	3	3.4	0	2	0	0	1	3	7.4	
at Michigan St.	01/17/20	23	1-5	.200	0-1	.000	0-0	.000	0	3	3	3.3	0	0	0	0	0	2	7.1	
NEBRASKA	01/21/20	22	4-11	.364	4-8	.500	0-0	.000	0	3	3	3.3	0	0	2	0	0	12	7.4	
at Purdue	01/24/20	28	2-5	.400	2-5	.400	2-2	1.000	0	2	2	3.3	1	0	0	1	0	8	7.4	
at Iowa	01/27/20	32	3-8	.375	2-6	.333	0-0	.000	0	4	4	3.3	3	2	1	0	0	8	7.4	
MICHIGAN ST.	02/01/20	39	4-11	.364	2-7	.286	0-0	.000	1	6	7	3.5	1	0	1	0	1	10	7.5	
at Minnesota	02/05/20	27	0-7	.000	0-4	.000	0-0	.000	2	1	3	3.4	2	0	0	0	1	0	7.2	
OHIO ST.	02/09/20	33	7-13	.538	5-6	.833	0-1	.000	0	5	5	3.5	0	2	0	0	2	19	7.7	
at Nebraska	02/15/20	36	1-8	.125	0-6	.000	1-1	1.000	2	3	5	3.6	2	0	1	1	1	3	7.5	
PURDUE	02/18/20	33	2-6	.333	1-5	.200	8-8	1.000	2	4	6	3.7	1	1	1	0	2	13	7.7	
Totals		3	675	65-170	.382	43-117	.368	28-34	.824	22	73	95	3.7	39	19	18	5	15	201	7.7

Games played: 26
Minutes/game: 26.0
Points/game: 7.7
FG Pct: 38.2
3FG Pct: 36.8
FT Pct: 82.4

Rebounds/game: 3.7
Assists/game: 0.7
Turnovers/game: 0.7
Assist/turnover ratio: 1.1
Steals/game: 0.6
Blocks/game: 0.2

CAREER STATISTICS

Season	gp-gs	min/avg	Total fg-fga	pct	3-Point fg-fga	pct	F-Throws ft-fa	pct	Rebounds off	def	tot	avg	pf	fo	ast	to	blk	stl	pts	avg
2015-16	1-0	4/4.0	0-0	.000	0-0	.000	0-0	.000	0	0	0	0.0	0	0	0	1	0	0	0	0.0
2016-17	24-0	195/8.1	13-38	.342	5-21	.238	14-19	.737	14	12	26	1.1	18	0	2	5	0	7	45	1.9
2017-18	32-21	938/29.3	93-234	.397	53-149	.356	47-55	.855	30	92	122	3.8	56	1	33	17	7	26	286	8.9
2018-19	34-0	668/19.6	50-108	.463	32-78	.410	30-36	.833	15	68	83	2.4	36	0	17	10	3	10	162	4.8
2019-20	26-3	675/26.0	65-170	.382	43-117	.368	28-34	.824	22	73	95	3.7	39	0	19	18	5	15	201	7.7
TOTAL	117-24	2480/21.2	221-550	.402	133-365	.364	119-144	.826	81	245	326	2.8	149	1	71	51	15	58	694	5.9

2 | ALEEM FORD

R-Junior | Forward | 6-8 | 217
Lawrenceville, Ga. | Archer/IMG Academy



Twitter: @Aleemty2 | Instagram: Aleemty2

INDIVIDUAL BENCHMARKS

	SEASON	CAREER
GP/GS:	26/26	90/44
10+ POINTS:	11	20
3+ 3FGS:	3	10
LED UW IN PTS:	2	2
3+ REBOUNDS:	17	41
DOUBLE-DOUBLES:	--	0
2+ ASSISTS:	9	18

GET TO KNOW ALEEM

After missing the opening three games with a knee injury last season, Aleem Ford returned to the court – and form – as one of Wisconsin’s key contributors off the bench. The redshirt junior averaged over three points per game while averaging 13.8 minutes played, scoring in double figures three times. Ford provides a shooting threat from the outside, while also flashing the skillset to drive and slash to the basket. The Lawrenceville, Georgia native appears poised for a breakout season in his third campaign in Madison.

CAREER

- His .409 3FG% in 2017-18 ranked third-highest ever by a UW freshman
- His 45 3FGs as a freshman ranks fifth-highest in school history

TOP SEASON PERFORMANCES

- vs. McNeese St. (11/13/19): Tallied a season-high 16 pts with 2 rebs, a block and a steal.
- vs. Indiana (12/7/19): Scored 13 pts on 4-6 shooting from the floor including going 3-5 from three-point range.
- vs. Michigan State (2/1/20): Scored 13 points on 5-for-6 shooting, four rebounds and two steals in UW’s upset victory over the No. 14 Spartans.
- vs. Ohio State (2/9/20): Tallied a career-high 9 rebs and added 10 pts in UW’s victory over OSU.
- vs. Purdue (2/18/20): Scored a career-high 19 points, a team-high seven rebounds on 7-for-11 shooting from the field including a career-high five three-pointers in UW’s home victory over Purdue.

SEASON HIGHS

POINTS: 19 vs. Purdue (2/18/20)
FIELD GOALS: 7 (2x) MR vs. Purdue (2/18/20)
FG ATTEMPTS: 11 (3x) MR vs. Purdue (2/18/20)
3-POINT FGS: 5 vs. Purdue (2/18/20)
3-POINT FGAS: 8 vs. Purdue (2/18/20)
FREE THROWS: 4 at Rutgers (12/11/19)
FT ATTEMPTS: 4 (5x) MR at Rutgers (12/11/19)
REBOUNDS: 10 at Nebraska (2/15/20)
ASSISTS: 3 (2x) MR vs. Ohio State (2/9/20)
BLOCKS: 3 vs. Indiana (12/7/19)
STEALS: 2 (2x) MR vs. Mich. State (2/1/20)
MINUTES: 34 (2x) MR vs. Mich. State (2/1/20)

CAREER HIGHS

POINTS: 19 vs. Purdue (2/18/20)
FIELD GOALS: 7 (2x) MR vs. Purdue (2/18/20)
FG ATTEMPTS: 11 (3x) MR vs. Purdue (2/18/20)
3-POINT FGS: 5 vs. Purdue (2/18/20)
3-POINT FGAS: 8 (2x) MR vs. Purdue (2/18/20)
FREE THROWS: 4 (3x) MR at Rutgers (12/11/19)
FT ATTEMPTS: 4 (7x) MR at Rutgers (12/11/19)
REBOUNDS: 10 at Nebraska (2/15/20)
ASSISTS: 5 vs. Milwaukee (11/24/17)
BLOCKS: 3 vs. Indiana (12/7/19)
STEALS: 2 (4x) MR vs. Mich. State (2/1/20)
MINUTES: 38 at Maryland (2/4/18)

GAME-BY-GAME STATISTICS

Opponent	Date	gs	min	Total		3-Pointers		Free throws		Rebounds				pf	a	t/o	blk	stl	pts	avg	
				fg-fga	pct	3fg-fga	pct	ft-fa	pct	off	def	tot	avg								
vs Saint Mary's (CA)	11/05/19	*	34	3-9	.333	1-6	.167	0-0	.000	2	3	5	5.0	3	2	3	0	1	7	7.0	
EASTERN ILL.	11/08/19	*	17	4-10	.400	1-5	.200	2-3	.667	0	4	4	4.5	5	0	1	0	1	11	9.0	
MCNEESE	11/13/19	*	26	7-11	.636	2-4	.500	0-0	.000	1	1	2	3.7	3	1	0	1	1	16	11.3	
MARQUETTE	11/17/19	*	27	4-10	.400	1-4	.250	3-4	.750	1	6	7	4.5	3	1	2	2	0	12	11.5	
GREEN BAY	11/21/19	*	28	5-11	.455	2-5	.400	0-0	.000	2	3	5	4.6	2	2	2	0	0	12	11.6	
vs Richmond	11/25/19	*	27	0-5	.000	0-3	.000	3-4	.750	0	4	4	4.5	0	1	1	0	0	3	10.2	
vs New Mexico	11/26/19	*	29	2-7	.286	0-3	.000	3-4	.750	5	1	6	4.7	2	2	4	0	1	7	9.7	
at NC State	12/04/19	*	28	5-10	.500	1-3	.333	2-4	.500	4	3	7	5.0	2	0	2	1	1	13	10.1	
INDIANA	12/07/19	*	26	4-6	.667	3-5	.600	2-2	1.000	1	4	5	5.0	4	1	0	3	0	13	10.4	
at Rutgers	12/11/19	*	22	2-5	.400	1-3	.333	4-4	1.000	0	1	1	4.6	0	1	2	1	1	9	10.3	
MILWAUKEE	12/21/19	*	22	2-3	.667	2-2	1.000	1-2	.500	0	4	4	4.5	0	2	0	0	2	7	10.0	
at Tennessee	12/28/19	*	19	2-7	.286	0-3	.000	1-2	.500	1	2	3	4.4	5	3	0	0	0	5	9.6	
RIDER	12/31/19	*	21	5-9	.556	4-6	.667	0-0	.000	1	4	5	4.5	2	2	2	0	1	14	9.9	
at Ohio St.	01/03/20	*	17	2-4	.500	1-3	.333	0-0	.000	0	1	1	4.2	1	1	0	0	0	5	9.6	
ILLINOIS	01/08/20	*	23	2-7	.286	0-3	.000	0-0	.000	1	1	2	4.1	0	1	0	0	0	4	9.2	
at Penn St.	01/11/20	*	22	1-3	.333	0-1	.000	0-0	.000	0	2	2	3.9	4	0	0	0	0	2	8.8	
MARYLAND	01/14/20	*	17	0-3	.000	0-3	.000	0-0	.000	0	1	1	3.8	0	1	0	1	0	0	8.2	
at Michigan St.	01/17/20	*	6	0-1	.000	0-1	.000	0-0	.000	1	1	2	3.7	1	1	0	1	0	0	7.8	
NEBRASKA	01/21/20	*	22	3-7	.429	2-4	.500	0-0	.000	2	2	4	3.7	1	2	0	0	1	8	7.8	
at Purdue	01/24/20	*	21	3-5	.600	0-2	.000	0-0	.000	0	1	1	3.6	0	0	0	0	1	6	7.7	
at Iowa	01/27/20	*	19	2-8	.250	1-3	.333	1-2	.500	1	1	2	3.5	3	0	1	0	0	6	7.6	
MICHIGAN ST.	02/01/20	*	34	5-6	.833	2-2	1.000	1-1	1.000	0	4	4	3.5	2	0	2	0	2	13	7.9	
at Minnesota	02/05/20	*	25	4-9	.444	2-5	.400	1-2	.500	1	3	4	3.5	1	0	2	0	0	11	8.0	
OHIO ST.	02/09/20	*	32	3-8	.375	2-6	.333	2-2	1.000	4	5	9	3.8	3	3	1	0	0	10	8.1	
at Nebraska	02/15/20	*	27	1-5	.200	1-3	.333	0-1	.000	1	9	10	4.0	3	2	1	0	1	3	7.9	
PURDUE	02/18/20	*	34	7-11	.636	5-8	.625	0-0	.000	3	4	7	4.1	1	1	1	0	0	19	8.3	
Totals			26	625	78-180	.433	34-96	.354	26-37	.703	32	75	107	4.1	51	30	27	10	14	216	8.3

Games played: 26
Minutes/game: 24.0
Points/game: 8.3
FG Pct: 43.3
3FG Pct: 35.4
FT Pct: 70.3

Rebounds/game: 4.1
Assists/game: 1.2
Turnovers/game: 1.0
Assist/turnover ratio: 1.1
Steals/game: 0.5
Blocks/game: 0.4

CAREER STATISTICS

Season	gp-gs	min/avg	Total		3-Point		F-Throws		Rebounds				pf	fo	ast	to	blk	stl	Scoring	
			fg-fga	pct	fg-fga	pct	ft-fa	pct	off	def	tot	avg							pts	avg
2017-18	33-20	805/24.4	60-150	.400	45-110	.409	27-33	.818	20	71	91	2.8	64	1	30	25	6	11	192	5.8
2018-19	31-0	429/13.8	35-103	.340	23-80	.288	4-4	1.000	11	48	59	1.9	44	0	11	16	4	8	97	3.1
2019-20	26-26	625/24.0	78-180	.433	34-96	.354	26-37	.703	32	75	107	4.1	51	2	30	27	10	14	216	8.3
TOTAL	90-46	1859/20.7	173-433	.400	102-286	.357	57-74	.770	63	194	257	2.9	159	3	71	68	20	33	505	5.6

11 | MICAH POTTER

R-Junior | Forward | 6-10 | 248
Mentor, Ohio | Montverde Academy



Twitter: @BigJam_23 | Instagram: bigjam_23

INDIVIDUAL BENCHMARKS

	SEASON	CAREER
GP/GS:	16/2	75/18
10+ POINTS:	7	12
20+ POINTS:	1	1
5+ REBOUNDS:	10	22
10+ REBOUNDS:	2	3
DOUBLE-DOUBLES:	2	3
2+ BLOCKS:	4	8
LED TEAM IN PTS:	2	2
LED TEAM IN REB:	5	8

GET TO KNOW MICAH

Junior transfer Micah Potter made his debut for Wisconsin this December in a 83-64 win over Milwaukee (12/21). Potter finished with 12 points, 5 rebounds and 1 block in just 13 minutes off the bench, flashing the potential of what he could bring to the Badgers. It had been 644 days since Potter had last played a game at Ohio State, where he appeared in 59 games (16 starts) and averaged 4.1 points, 2.4 rebounds and 10.1 minutes per game in 2017-18. Stretching the floor with his inside-outside game, while also providing a physical, defensive presence in the paint, Potter brings a defensive boost and valuable minutes to UW's rotation.

HONORS

- 2018 Academic All-Big Ten

TOP SEASON PERFORMANCES

- at #20 Penn State (1/11/20):** Scored a career-high 24 points (9-14 FGs), including 18 in the first half. Recorded his first double-double as a Badger, also posting a career-best 13 rebounds. He knocked down a career-high four 3-pointers (4-6 3FG).
- vs. #17 Maryland (1/14/20):** Finished with 14 points on efficient 6-for-7 FG shooting (2-3 3FG), plus 3 rebounds and 1 steal in 13 minutes off the bench.
- at Minnesota (2/5/20):** Recorded his second double-double of the season and the third of his career, finishing with 11 points and a career high 15 rebounds, including 8 pts and 10 reb in the second half alone.

SEASON HIGHS

POINTS: 24 at Penn State (1/11/20)
FIELD GOALS: 9 at Penn State (1/11/20)
FG ATTEMPTS: 14 at Penn State (1/11/20)
3-POINT FGS: 4 at Penn State (1/11/20)
3-POINT FGAS: 6 at Penn State (1/11/20)
FREE THROWS: 8 vs. Illinois (1/8/20)
FT ATTEMPTS: 8 vs. Illinois (1/8/20)
REBOUNDS: 15 at Minnesota (2/5/20)
ASSISTS: 1 (5x) MR vs. Ohio State (2/9/20)
BLOCKS: 3 (2x) MR vs. Illinois (1/8/20)
STEALS: 1 (4x) MR vs. Ohio State (2/9/20)
MINUTES: 27 at Penn State (1/11/20)

CAREER HIGHS

POINTS: 24 at Penn State (1/11/20)
FIELD GOALS: 9 at Penn State (1/11/20)
FG ATTEMPTS: 14 at Penn State (1/11/20)
3-POINT FGS: 4 at Penn State (1/11/20)
3-POINT FGAS: 6 at Penn State (1/11/20)
FREE THROWS: 8 vs. Illinois (1/8/20)
FT ATTEMPTS: 8 vs. Illinois (1/8/20)
REBOUNDS: 15 at Minnesota (2/5/20)
ASSISTS: 2 (3x) MR vs. Citadel (12/19/17)*
BLOCKS: 3 (2x) MR vs. Illinois (1/8/20)
STEALS: 3 (2x) MR vs. Citadel (12/19/17)*
MINUTES: 31 vs. Texas Southern (11/16/17)*

*Recorded at Ohio State

GAME-BY-GAME STATISTICS

Opponent	Date	gs	min	Total		3-Pointers		Free throws		Rebounds			pf	a	t/o	blk	stl	pts	avg	
				fg	pct	3fg	pct	ft	pct	off	def	tot								avg
MILWAUKEE	12/21/19	13	3-6	.500	0-1	.000	6-6	1.000	0	5	5	5.0	0	0	3	1	0	12	12.0	
at Tennessee	12/28/19	7	0-1	.000	0-0	.000	0-0	.000	0	2	2	3.5	4	0	1	0	0	0	6.0	
RIDER	12/31/19	19	2-6	.333	0-1	.000	0-0	.000	0	7	7	4.7	0	0	0	3	0	4	5.3	
at Ohio St.	01/03/20	11	2-4	.500	0-1	.000	0-0	.000	0	3	3	4.3	2	0	2	0	0	4	5.0	
ILLINOIS	01/08/20	15	2-6	.333	1-2	.500	8-8	1.000	3	6	9	5.2	0	0	1	3	1	13	6.6	
at Penn St.	01/11/20	28	9-14	.643	4-6	.667	2-2	1.000	3	10	13	6.5	1	0	2	1	0	24	9.5	
MARYLAND	01/14/20	13	6-7	.857	2-3	.667	0-1	.000	0	3	3	6.0	1	0	1	0	1	14	10.1	
at Michigan St.	01/17/20	20	2-7	.286	0-1	.000	0-0	.000	2	3	5	5.9	0	0	3	0	1	4	9.4	
NEBRASKA	01/21/20	13	3-3	1.000	2-2	1.000	1-2	.500	1	4	5	5.8	1	1	0	0	0	9	9.3	
at Purdue	01/24/20	14	5-7	.714	1-2	.500	0-0	.000	0	2	2	5.4	2	0	0	0	1	11	9.5	
at Iowa	01/27/20	15	3-7	.429	0-2	.000	1-1	1.000	3	3	6	5.5	4	1	1	2	1	7	9.3	
MICHIGAN ST.	02/01/20	22	2-5	.400	0-2	.000	2-2	1.000	2	2	4	5.3	0	1	2	1	0	6	9.0	
at Minnesota	02/05/20	20	4-11	.364	1-2	.500	2-2	1.000	5	10	15	6.1	2	1	0	1	0	11	9.2	
OHIO ST.	02/09/20 *	23	3-7	.429	1-3	.333	2-2	1.000	2	3	5	6.0	3	1	3	2	1	9	9.1	
at Nebraska	02/15/20	19	6-8	.750	0-1	.000	3-3	1.000	1	6	7	6.1	0	1	4	1	0	15	9.5	
PURDUE	02/18/20 *	17	0-3	.000	0-1	.000	0-0	.000	1	1	2	5.8	2	0	1	1	0	0	8.9	
Totals		2	269	52-102	.510	12-30	.400	27-29	.931	23	70	93	5.8	22	6	24	16	6	143	8.9

Games played: 16
Minutes/game: 16.8
Points/game: 8.9
FG Pct: 51.0
3FG Pct: 40.0
FT Pct: 93.1

Rebounds/game: 5.8
Assists/game: 0.4
Turnovers/game: 1.5
Assist/turnover ratio: 0.3
Steals/game: 0.4
Blocks/game: 1.0

CAREER STATISTICS

Overall (*at Ohio State)				3-Point				Rebounding											
Year	GP-GS	Min/Avg	FG-FGA	Pct	FG-FGA	Pct	FT-FTA	Pct	Off-Def	Tot	Avg	PF-FO	Ast	TO	Blk	Stl	Pts/Avg		
2016-17*	30-12	422/14.1	43-99	.434	17-51	.333	21-35	.600	35-57	92	3.1	68-0	8	20	11	8	124/4.1		
2017-18*	29-4	292/10.1	44-90	.489	6-20	.300	24-30	.800	31-40	71	2.4	39-0	10	12	11	5	118/4.1		
2019-20	16-2	265/16.6	52-102	.510	12-30	.400	27-29	.931	23-70	93	5.8	22-0	6	24	16	6	143/8.9		
Total	75-18	979/13.1	139-291	.478	35-101	.347	72-94	.766	89-167	256	5.8	129	24	56	38	19	385/5.1		

Big Ten (*at Ohio State)				3-Point				Rebounding											
Year	GP-GS	Min/Avg	FG-FGA	Pct	FG-FGA	Pct	FT-FTA	Pct	Off-Def	Tot	Avg	PF-FO	Ast	TO	Blk	Stl	Pts/Avg		
2016-17*	18-1	225/12.5	25-57	.439	9-31	.290	15-20	.750	18-27	45	2.5	43-0	5	9	8	2	74/4.1		
2017-18*	16-0	152/9.5	25-51	.490	4-10	.400	14-17	.824	14-21	35	2.2	29-0	2	5	4	1	68/4.3		
2019-20	13-2	227/17.5	47-89	.528	12-28	.429	21-23	.913	23-56	79	6.1	18-0	6	20	12	6	127/9.8		
Total	47-3	604/12.9	97-197	.492	25-69	.362	50-60	.833	55-104	159	3.4	90	13	34	24	9	269/5.7		

34 | BRAD DAVISON

Junior | Guard | 6-3 | 206

Maple Grove, Minn. | Maple Grove High School



Twitter: @braddavi34 | **Instagram:** braddavison

INDIVIDUAL BENCHMARKS

	SEASON	CAREER
GP/GS:	25/25	92/88
10+ POINTS:	10	49
20+ POINTS:	2	7
30+ POINTS:	1	2
3+ ASSISTS:	7	29
3+ STEALS:	1	8
LED UW IN PTS:	4	18
LED UW IN AST:	3	17

GET TO KNOW BRAD

Entering his third season with the Badgers, Davison has grown as a team leader, not only vocally but also as in terms of production on the court. The Maple Grove, Minn. native has played in 92 career games, with a team-high 88 starts. Last season, Davison started all 34 games and finished third on the team in scoring (10.5 ppg), while also averaging 3.3 rebounds and 1.1 steals per game. A 2019 Academic All-Big Ten student, Davison is a natural leader, fierce competitor and electrifying scorer who will be one of the Badgers catalysts during the 2019-20 season.

- Needs just 9 points to reach 1,000 in his career.

HONORS

- 2019 Academic All-Big Ten
- 2018 Big Ten All-Freshman Team
- 2x Big Ten Freshman of the Week

CAREER

- Set UW freshman records for Free Throw % (.818) and 3FGs (60)
- Just the fourth Badger over the last 20 years to average double-figure scoring in his freshman season, joining Ethan Happ (2016), Alando Tucker (2003) and Devin Harris (2002)

TOP SEASON PERFORMANCES

- **at Nebraska (2/15/20):** Scored a season-high 30 points on 8-for-11 shooting from three-point territory in Wisconsin's dominant road win at UNL.
- **vs. #17 Maryland (1/14/20):** Hit a game-winning 3 with 11 seconds left after getting a steal to clinch UW's upset. Finished with 14 pts, 3 reb and 1 stl.
- **vs. McNeese St. (11/13/19):** Tallied 24 points, 3 rebounds and 2 assists.

SEASON HIGHS

POINTS: 30 at Nebraska (2/15/20)
FIELD GOALS: 11 at Nebraska (2/15/20)
FG ATTEMPTS: 17 at Nebraska (2/15/20)
3-POINT FGS: 8 at Nebraska (2/15/20)
3-POINT FGAS: 11 at Nebraska (2/15/20)
FREE THROWS: 7 vs. McNeese State (11/13/19)
FT ATTEMPTS: 7 vs. McNeese State (11/13/19)
REBOUNDS: 13 at Penn State (1/11/20)
ASSISTS: 5 vs. Milwaukee (12/21/19)
BLOCKS: --
STEALS: 4 vs. McNeese State (11/13/19)
MINUTES: 37 vs. Saint Mary's (11/5/19)

CAREER HIGHS

POINTS: 30 (2x) MR at Nebraska (2/15/20)
FIELD GOALS: 11 at Nebraska (2/15/20)
FG ATTEMPTS: 19 vs. Michigan State (2/25/18)
3-POINT FGS: 8 at Nebraska (2/15/20)
3-POINT FGAS: 11 at Nebraska (2/15/20)
FREE THROWS: 11 vs. Marquette (12/9/17)
FT ATTEMPTS: 16 vs. Marquette (12/9/17)
REBOUNDS: 13 at Penn State (1/11/20)
ASSISTS: 6 (2x) MR at Northwestern (2/22/18)
BLOCKS: 1 at Purdue (1/16/18)
STEALS: 4 (5x) MR vs. McNeese St (11/13/19)
MINUTES: 44 vs. Minnesota (2/19/18)

GAME-BY-GAME STATISTICS

Opponent	Date	gs	min	Total		3-Pointers		Free throws		Rebounds				pf	a	t/o	blk	stl	pts	avg	
				fg-fga	pct	3fg-fga	pct	ft-fa	pct	off	def	tot	avg								
vs Saint Mary's (CA)	11/05/19	*	38	6-13	.462	1-4	.250	3-4	.750	1	3	4	4.0	4	0	1	0	1	16	16.0	
EASTERN ILL.	11/08/19	*	30	3-6	.500	0-2	.000	2-2	1.000	2	1	3	3.5	1	4	2	0	1	8	12.0	
MCNEESE	11/13/19	*	33	7-8	.875	3-4	.750	7-7	1.000	0	3	3	3.0	2	3	0	0	4	24	16.0	
MARQUETTE	11/17/19	*	34	6-13	.462	1-3	.333	2-2	1.000	0	3	3	3.3	3	2	0	0	1	15	15.8	
GREEN BAY	11/21/19	*	24	4-8	.500	3-6	.500	4-4	1.000	0	5	5	3.6	2	3	1	0	1	15	15.6	
vs Richmond	11/25/19	*	30	2-6	.333	1-4	.250	0-0	.000	1	4	5	3.8	3	0	4	0	2	5	13.8	
vs New Mexico	11/28/19	*	36	0-9	.000	0-6	.000	2-2	1.000	1	5	6	4.1	4	0	1	0	1	2	12.1	
at NC State	12/04/19	*	27	1-5	.200	1-4	.250	0-0	.000	1	2	3	4.0	0	2	0	0	0	3	11.0	
INDIANA	12/07/19	*	27	1-6	.167	0-1	.000	0-0	.000	0	4	4	4.0	0	2	0	0	1	2	10.0	
at Rutgers	12/11/19	*	30	3-7	.429	2-4	.500	1-2	.500	0	5	5	4.1	3	0	0	0	1	9	9.9	
MILWAUKEE	12/21/19	*	32	0-3	.000	0-2	.000	3-4	.750	0	4	4	4.1	3	5	0	0	1	3	9.3	
at Tennessee	12/28/19	*	30	3-6	.500	2-4	.500	0-0	.000	1	1	2	3.9	3	3	0	0	1	8	9.2	
RIDER	12/31/19	*	21	4-7	.571	3-5	.600	0-0	.000	0	6	6	4.1	3	4	0	0	0	11	9.3	
at Ohio St.	01/03/20	*	28	0-4	.000	0-2	.000	0-0	.000	0	5	5	4.1	2	1	1	0	1	0	8.6	
ILLINOIS	01/08/20	*	31	1-3	.333	1-2	.500	4-5	.800	1	2	3	4.1	4	0	0	0	0	7	8.5	
at Penn St.	01/11/20	*	35	3-12	.250	1-6	.167	4-5	.800	2	11	13	4.6	3	1	2	0	1	11	8.7	
MARYLAND	01/14/20	*	36	5-9	.556	2-5	.400	2-2	1.000	0	3	3	4.5	1	1	2	0	1	14	9.0	
at Michigan St.	01/17/20	*	30	2-8	.250	0-4	.000	5-5	1.000	1	3	4	4.5	3	4	1	0	0	9	9.0	
NEBRASKA	01/21/20	*	29	5-11	.455	4-9	.444	0-0	.000	0	6	6	4.6	4	1	0	0	1	14	9.3	
at Purdue	01/24/20	*	22	1-5	.200	0-3	.000	0-0	.000	2	2	4	4.6	3	0	1	0	0	2	8.9	
at Iowa	01/27/20	*	33	2-8	.250	2-7	.286	0-0	.000	1	4	5	4.6	5	1	2	0	0	6	8.8	
at Minnesota	02/05/20	*	24	0-3	.000	0-2	.000	4-4	1.000	0	2	2	4.5	2	2	1	0	0	4	8.5	
OHIO ST.	02/09/20	*	27	2-7	.286	0-4	.000	0-0	.000	0	0	0	4.3	1	1	0	0	0	4	8.3	
at Nebraska	02/15/20	*	34	11-17	.647	8-11	.727	0-0	.000	1	4	5	4.3	2	4	1	0	0	30	9.4	
PURDUE	02/18/20	*	34	3-7	.429	3-5	.600	4-4	1.000	1	2	3	4.2	3	1	0	0	1	13	9.3	
Totals			25	755	75-191	.393	38-109	349	47-52	904	16	90	106	4.2	62	44	23	0	19	235	9.4

Games played: 25
Minutes/game: 30.2
Points/game: 9.4
FG Pct: 39.3
3FG Pct: 34.9
FT Pct: 90.4

Rebounds/game: 4.2
Assists/game: 1.8
Turnovers/game: 0.9
Assist/turnover ratio: 1.9
Steals/game: 0.8

CAREER STATISTICS

Season	Total			3-Point		F-Throws		Rebounds				Scoring								
	gp-gs	min/avg	fg-fg	pct	fg-fg	pct	ft-ft	pct	off	def	tot	avg	pf	fo	ast	to	blk	stl	pts	avg
2017-18	33-29	1028/31.2	124-306	.405	60-169	.355	90-110	.818	10	66	76	2.3	79	3	83	59	1	40	398	12.1
2018-19	34-34	1096/32.2	115-299	.385	52-149	.349	76-94	.809	10	101	111	3.3	109	2	62	34	2	36	358	10.5
2019-20	25-25	755/30.2	75-194	.393	38-109	.349	47-52	.904	16	90	106	4.2	62	1	44	23	0	19	235	9.4
TOTAL	92-88	2879/31.3	314-796	.394	150-427	.351	213-256	.832	36	257	293	3.2	250	6	189	116	3	95	991	10.8

35

NATE REUVERS

Junior | Forward | 6-11 | 235

Lakeville, Minn. | Lakeville North High School



Twitter: @Reuvers35 | Instagram: reuvers35

INDIVIDUAL BENCHMARKS

	SEASON	CAREER
GP/GS:	26/26	88/75
10+ POINTS:	21	35
20+ POINTS:	3	4
5+ REBOUNDS:	13	25
10+ REBOUNDS:	1	2
DOUBLE-DOUBLES:	1	2
2+ BLOCKS:	16	39
LED UW IN PTS:	10	13
LED UW IN REB:	10	12

GET TO KNOW NATE

Reuvers looks to build off of a productive sophomore season during which the stretch forward averaged 7.0 points and 3.9 rebounds per game with 60 blocks. The Lakeville, Minnesota native started all 34 games last season. Possessing size and a perimeter shooting, Reuvers has worked to improve his strength and post game to become a well-rounded player and make a leap in his junior season. A 2019 Academic All-Big Ten student, Reuvers has an instinctive feel for the game and has become a skilled shot blocker.

HONORS

- Big Ten Player of the Week (11/11/19)
- 2019 Academic All-Big Ten
- 2018 Big Ten All-Freshman Team
- 2x Big Ten Freshman of the Week

CAREER

- Ranks 4th on UW's all-time blocks list with 140. Needs 5 more to pass Jared Berggren for 3rd place.
- Reuvers has tied UW's single-game record for blocks (9) 2x: Stanford (11/21/18), EIU (11/8/19).
- As a sophomore, Reuvers averaged 13.2 ppg in games where he posted double-figure shot attempts, a total of 6 games.

TOP SEASON PERFORMANCES

- **at #5 Ohio State (1/3/20):** Near double-double with team highs in pts (17), reb (13), including career highs in FTs (10) and FTAs (12).
- **vs. #20 Saint Mary's (11/5/19):** Scored a season-high 22 pts and added 6 reb and 4 blks.
- **vs. Eastern Illinois (11/8/19):** Nearly reached a triple-double with 14 pts, 14 reb and 9 blks.

SEASON HIGHS

POINTS: 22 (2x) MR vs. Milwaukee (12/21/19)
FIELD GOALS: 8 (4x) MR vs. Milwaukee (12/21/19)
FG ATTEMPTS: 18 (2x) MR at Minnesota (2/5/20)
3-POINT FGS: 3 at Michigan State (1/17/20)
3-POINT FGAS: 6 at Michigan State (1/17/20)
FREE THROWS: 10 at Ohio State (1/3/20)
FT ATTEMPTS: 12 at Ohio State (1/3/20)
REBOUNDS: 14 vs. Eastern Illinois (11/8/19)
ASSISTS: 2 (3x) MR vs. Purdue (2/18/20)
BLOCKS: 9 vs. Eastern Illinois (11/8/19)
STEALS: 2 (2x) MR vs. Indiana (12/7/19)
MINUTES: 42 vs. Saint Mary's (11/5/19)

CAREER HIGHS

POINTS: 22 (3x) MR vs. Milwaukee (12/21/19)
FIELD GOALS: 8 (4x) MR vs. Milwaukee (12/21/19)
FG ATTEMPTS: 18 vs. Saint Mary's (11/5/19)
3-POINT FGS: 4 at Maryland (1/14/19)
3-POINT FGAS: 8 at Maryland (1/14/19)
FREE THROWS: 10 at Ohio State (1/3/20)
FT ATTEMPTS: 12 at Ohio State (1/3/20)
REBOUNDS: 14 vs. Eastern Illinois (11/8/19)
ASSISTS: 4 vs. Maryland (2/1/19)
BLOCKS: 9 (2x) MR vs. Eastern Illinois (11/8/19)
STEALS: 2 (7x) MR vs. Indiana (12/7/19)
MINUTES: 42 vs. Saint Mary's (11/5/19)

GAME-BY-GAME STATISTICS

				Total		3-Pointers		Free throws		Rebounds											
Opponent	Date	gs	min	fg-fga	pct	3fg-fga	pct	ft-fa	pct	off	def	tot	avg	pf	a	t/o	blk	stl	pts	avg	
vs Saint Mary's (CA)	11/05/19	*	41	8-18	.444	1-4	.250	5-7	.714	2	4	6	6.0	2	0	3	4	0	22	22.0	
EASTERN ILL.	11/08/19	*	33	4-8	.500	1-2	.500	5-5	1.000	3	11	14	10.0	2	0	3	9	0	14	18.0	
MCNEESE	11/13/19	*	21	4-9	.444	0-2	.000	2-3	.667	2	2	4	8.0	4	2	1	1	1	10	15.3	
MARQUETTE	11/17/19	*	31	2-9	.222	2-4	.500	4-4	1.000	0	1	1	6.3	1	3	1	1	1	10	14.0	
GREEN BAY	11/21/19	*	20	8-12	.667	2-5	.400	1-2	.500	2	1	3	5.6	4	2	5	1	0	19	15.0	
vs Richmond	11/25/19	*	37	6-14	.429	1-4	.250	4-4	1.000	2	5	7	5.8	3	1	1	1	2	17	15.3	
vs New Mexico	11/26/19	*	30	7-9	.778	0-1	.000	2-4	.500	1	4	5	5.7	5	0	5	1	0	16	15.4	
at NC State	12/04/19	*	27	5-14	.357	0-4	.000	1-2	.500	1	2	3	5.4	3	0	3	3	0	11	14.9	
INDIANA	12/07/19	*	28	8-12	.667	2-3	.667	2-2	1.000	1	3	4	5.2	4	0	0	2	2	20	15.4	
at Rutgers	12/11/19	*	28	2-8	.250	1-4	.250	1-2	.500	1	4	5	5.2	4	1	3	2	0	6	14.5	
MILWAUKEE	12/21/19	*	27	8-12	.667	2-4	.500	4-4	1.000	1	4	5	5.2	3	0	0	3	0	22	15.2	
at Tennessee	12/28/19	*	32	4-6	.667	1-1	1.000	0-0	.000	1	6	7	5.3	1	1	1	2	1	9	14.7	
RIDER	12/31/19	*	22	6-11	.545	0-2	.000	3-4	.750	1	5	6	5.4	1	0	1	2	0	15	14.7	
at Ohio St.	01/03/20	*	27	3-12	.250	1-4	.250	10-12	.833	4	5	9	5.6	3	1	2	0	0	17	14.9	
ILLINOIS	01/08/20	*	26	3-9	.333	0-2	.000	1-2	.500	1	4	5	5.6	4	0	1	2	1	7	14.3	
at Penn St.	01/11/20	*	11	1-3	.333	0-1	.000	2-3	.667	1	1	2	5.4	3	0	1	0	0	4	13.7	
MARYLAND	01/14/20	*	27	7-15	.467	2-5	.400	1-2	.500	1	4	5	5.4	2	0	1	1	1	17	13.9	
at Michigan St.	01/17/20	*	29	7-15	.467	3-6	.500	2-3	.667	1	6	7	5.4	3	0	0	2	1	19	14.2	
NEBRASKA	01/21/20	*	19	4-8	.500	1-2	.500	2-2	1.000	1	3	4	5.4	4	1	1	4	0	11	14.0	
at Purdue	01/24/20	*	27	4-11	.364	1-5	.200	1-2	.500	0	2	2	5.2	1	1	1	2	1	0	13.8	
at Iowa	01/27/20	*	28	6-15	.400	0-2	.000	1-3	.333	0	3	3	5.1	4	0	0	2	0	13	13.8	
MICHIGAN ST.	02/01/20	*	26	5-9	.556	2-3	.667	3-3	1.000	0	3	3	5.0	2	0	2	2	1	15	13.8	
at Minnesota	02/05/20	*	24	6-18	.333	2-4	.500	0-1	.000	2	1	3	4.9	4	0	0	1	0	14	13.8	
OHIO ST.	02/09/20	*	23	3-8	.375	0-2	.000	3-3	1.000	1	2	3	4.8	5	1	0	3	1	9	13.6	
at Nebraska	02/15/20	*	16	6-10	.600	1-1	1.000	0-0	.000	0	3	3	4.8	4	1	1	2	0	13	13.6	
PURDUE	02/18/20	*	31	3-10	.300	1-5	.200	5-6	.833	1	5	6	4.8	3	2	2	2	0	12	13.5	
Totals			26	691	130-285	.456	27-82	.329	65-85	.765	31	94	125	4.8	81	15	42	54	12	352	13.5

Games played: 26
Minutes/game: 26.6
Points/game: 13.5
FG Pct: 45.6
3FG Pct: 32.9
FT Pct: 76.5

Rebounds/game: 4.8
Assists/game: 0.6
Turnovers/game: 1.6
Assist/turnover ratio: 0.4
Steals/game: 0.5
Blocks/game: 2.1

CAREER STATISTICS

Season	gp-gs	min/avg	Total		3-Point		F-Throws		Rebounds				pf	fo	ast	to	blk	stl	Scoring	
			fg-fga	pct	fg-fga	pct	ft-fa	pct	off	def	tot	avg							pts	avg
2017-18	28-15	466/16.6	58-152	.382	12-47	.255	20-24	.833	19	36	55	2.0	67	0	22	29	26	7	148	5.3
2018-19	34-34	779/22.9	105-234	.449	32-84	.381	26-41	.634	42	91	133	3.9	81	1	34	32	60	10	268	7.9
2019-20	26-26	691/26.6	130-285	.456	27-82	.329	65-85	.765	31	94	125	4.8	81	2	15	42	54	12	352	13.5
TOTAL	88-75	1936/22.0	293-671	.437	71-213	.333	111-150	.740	92	221	313	3.6	229	3	71	103	140	29	768	8.7

Individual Game by Game

3 | WALT McGRORY

Junior | Guard | 6-3 | 205
Minneapolis, Minn. | Edina High School

GAME-BY-GAME STATISTICS

Opponent	Date	gs	min	Total		3-Pointers		Free throws		Rebounds				pf	a	t/o	blk	stl	pts	avg
				fg-fga	pct	3fg-fga	pct	ft-fa	pct	off	def	tot	avg							
MCNEESE	11/13/19	24		3-6	.500	1-3	.333	2-2	1.000	0	2	2	2.0	1	2	1	0	0	9	9.0
MARQUETTE	11/17/19	1	0-0	.000	0-0	.000	0-0	.000	0	0	0	1.0	0	0	0	0	0	0	4.5	
GREEN BAY	11/21/19	9	1-2	.500	0-1	.000	0-0	.000	0	3	3	1.7	2	1	0	0	0	2	3.7	
INDIANA	12/07/19	2	0-0	.000	0-0	.000	0-0	.000	0	0	1.3	2	0	0	0	0	0	0	2.8	
MILWAUKEE	12/21/19	4	0-1	.000	0-1	.000	0-0	.000	0	0	0	1.0	1	0	0	0	0	0	2.2	
at Tennessee	12/28/19	2	0-0	.000	0-0	.000	0-0	.000	0	0	0	0.8	0	0	0	0	0	0	1.8	
RIDER	12/31/19	8	0-2	.000	0-1	.000	0-0	.000	2	2	4	1.3	2	0	0	0	0	0	1.6	
NEBRASKA	01/21/20	1	0-0	.000	0-0	.000	0-0	.000	0	0	0	1.1	0	0	0	0	0	0	1.4	
at Purdue	01/24/20	2	1-1	1.000	1-1	1.000	0-0	.000	0	0	0	1.0	1	1	0	0	0	3	1.6	
MICHIGAN ST.	02/01/20	3	0-0	.000	0-0	.000	0-0	.000	0	0	0	0.9	0	1	0	0	0	0	1.4	
at Minnesota	02/05/20	0	0-0	.000	0-0	.000	0-0	.000	0	0	0	0.8	0	0	0	0	0	0	1.3	
OHIO ST.	02/09/20	1	0-1	.000	0-0	.000	1-2	.500	0	0	0	0.8	0	0	0	0	0	1	1.3	
at Nebraska	02/15/20	1	0-0	.000	0-0	.000	0-0	.000	0	0	0	0.7	0	0	0	0	1	0	1.2	
Totals		0	58	5-13	.385	2-7	.286	3-4	.750	2	7	9	0.7	9	5	1	0	1	15	1.2

Games played: 13
Minutes/game: 4.5
Points/game: 1.2
FG Pct: 38.5

Rebounds/game: 0.7
Assists/game: 0.4
Turnovers/game: 0.1
Assist/turnover ratio: 5.0

CAREER STATISTICS

Season	gp-gs	min/avg	Total		3-Point		F-Throws		Rebounds				pf	fo	ast	to	blk	stl	Scoring	
			fg-fga	pct	fg-fga	pct	ft-fa	pct	off	def	tot	avg							pts	avg
2017-18	9-0	72/8.0	0-5	.000	0-3	.000	5-7	.714	0	8	8	0.9	5	0	4	7	0	4	5	0.6
2018-19	13-0	31/2.4	2-5	.400	2-4	.500	0-0	.000	0	2	2	0.2	2	0	1	2	0	0	6	0.5
2019-20	13-0	58/4.5	5-13	.385	2-7	.286	3-4	.750	2	7	9	0.7	9	0	5	1	0	1	15	1.2
TOTAL	35-0	161/4.6	7-23	.304	4-14	.286	8-11	.727	2	17	19	0.5	16	0	10	10	0	5	26	0.7

SEASON HIGHS

POINTS: 9 vs. McNeese State (11/13/19)
FIELD GOALS: 3 vs. McNeese State (11/13/19)
FG ATTEMPTS: 6 vs. McNeese State (11/13/19)
3-POINT FGS: 1 (2x) MR at Purdue (1/24/20)
3-POINT FGAS: 3 vs. McNeese State (11/13/19)
FREE THROWS: 2 vs. McNeese State (11/13/19)
FT ATTEMPTS: 2 (2x) MR vs. Ohio State (2/9/20)
REBOUNDS: 4 vs. Rider (12/31/19)
ASSISTS: 2 vs. McNeese State (11/13/19)
BLOCKS: --
STEALS: --
MINUTES: 24 vs. McNeese State (11/13/19)

CAREER HIGHS

POINTS: 9 vs. McNeese State (11/13/19)
FIELD GOALS: 3 vs. McNeese State (11/13/19)
FG ATTEMPTS: 6 vs. McNeese State (11/13/19)
3-POINT FGS: 1 (4x) MR at Purdue (1/24/20)
3-POINT FGAS: 3 vs. McNeese State (11/13/19)
FREE THROWS: 4 vs. Green Bay (12/23/17)
FT ATTEMPTS: 6 vs. Green Bay (12/23/17)
REBOUNDS: 6 vs. Green Bay (12/23/17)
ASSISTS: 2 vs. McNeese State (11/13/19)
BLOCKS: --
STEALS: 3 vs. UMass Lowell (12/30/17)
MINUTES: 24 vs. McNeese State (11/13/19)

4 | CARTER HIGGINBOTTOM

R-Freshman | Guard | 6-0 | 187
Chicago, Ill. | St. Ignatius High School

GAME-BY-GAME STATISTICS

Opponent	Date	gs	min	Total		3-Pointers		Free throws		Rebounds				pf	a	t/o	blk	stl	pts	avg
				fg-fga	pct	3fg-fga	pct	ft-fa	pct	off	def	tot	avg							
MCNEESE	11/13/19	1	0-0	.000	0-0	.000	0-0	.000	0	0	0	0.0	0	0	0	0	0	0	0.0	
MARQUETTE	11/17/19	1	0-0	.000	0-0	.000	0-0	.000	0	0	0	0.0	0	0	0	0	1	0	0	0.0
INDIANA	12/07/19	1	0-0	.000	0-0	.000	0-0	.000	0	0	0	0.0	0	0	0	0	0	0	0.0	
MILWAUKEE	12/21/19	1	0-0	.000	0-0	.000	0-0	.000	0	1	1	0.3	0	0	0	0	0	0	0.0	
at Tennessee	12/28/19	1	0-0	.000	0-0	.000	0-0	.000	0	0	0	0.2	0	0	0	0	0	0	0.0	
RIDER	12/31/19	1	0-0	.000	0-0	.000	0-0	.000	0	0	0	0.2	0	0	0	0	0	0	0.0	
NEBRASKA	01/21/20	1	0-1	.000	0-0	.000	0-0	.000	0	0	0	0.1	0	0	0	0	0	0	0.0	
OHIO ST.	02/09/20	1	0-0	.000	0-0	.000	0-0	.000	0	0	0	0.1	0	0	0	0	0	0	0.0	
at Nebraska	02/15/20	1	0-0	.000	0-0	.000	0-0	.000	0	0	0	0.1	0	0	0	0	0	0	0.0	
Totals		0	9	0-1	.000	0-0	.000	0-0	.000	0	1	1	0.1	0	0	1	0	0	0	0.0

Games played: 9
Minutes/game: 1.0
FG Pct: 0.0

Rebounds/game: 0.1
Turnovers/game: 0.1

CAREER STATISTICS

Season	gp-gs	min/avg	Total		3-Point		F-Throws		Rebounds				pf	fo	ast	to	blk	stl	Scoring	
			fg-fga	pct	fg-fga	pct	ft-fa	pct	off	def	tot	avg							pts	avg
2019-20	9-0	9/1.0	0-1	.000	0-0	.000	0-0	.000	0	1	1	0.1	0	0	0	1	0	0	0	0.0
TOTAL	9-0	9/1.0	0-1	.000	0-0	.000	0-0	.000	0	1	1	0.1	0	0	0	1	0	0	0	0.0

SEASON HIGHS

POINTS: --
FIELD GOALS: --
FG ATTEMPTS: 1 (2x) MR Nebraska (1/21/20)
3-POINT FGS: --
3-POINT FGAS: --
FREE THROWS: --
FT ATTEMPTS: --
REBOUNDS: 1 vs. Milwaukee (12/21/19)
ASSISTS: --
BLOCKS: --
STEALS: --
MINUTES: 1 (8x) MR vs. Ohio State (2/9/20)

CAREER HIGHS

POINTS: --
FIELD GOALS: --
FG ATTEMPTS: 1 (2x) MR Nebraska (1/21/20)
3-POINT FGS: --
3-POINT FGAS: --
FREE THROWS: --
FT ATTEMPTS: --
REBOUNDS: 1 vs. Milwaukee (12/21/19)
ASSISTS: --
BLOCKS: --
STEALS: --
MINUTES: 1 (8x) MR vs. Ohio State (2/9/20)

Individual Game by Game

5 | TYLER WAHL

Freshman | Forward | 6-7 | 214
Lakevill, Minn. | Lakeville North

GAME-BY-GAME STATISTICS

Opponent	Date	gs	min	Total		3-Pointers		Free throws		Rebounds				pf	a	t/o	blk	stl	pts	avg
				fg-fga	pct	3fg-fga	pct	ft-fa	pct	off	def	tot	avg							
vs Saint Mary's (CA)	11/05/19	12	1-3	.333	0-1	.000	0-0	.000	0	0	0	0.0	1	1	0	0	0	2	2.0	
EASTERN ILL.	11/08/19	10	0-1	.000	0-1	.000	0-0	.000	0	0	0	0.0	1	0	1	1	0	0	1.0	
MCNEESE	11/13/19	26	1-2	.500	0-1	.000	1-2	.500	1	2	3	1.0	2	3	1	0	2	3	1.7	
MARQUETTE	11/17/19	5	1-1	1.000	1-1	1.000	0-0	.000	1	2	3	1.5	4	0	2	0	0	3	2.0	
GREEN BAY	11/21/19	15	2-4	.500	1-2	.500	0-0	.000	1	2	3	1.8	1	3	2	0	1	5	2.6	
vs Richmond	11/25/19	16	2-2	1.000	2-2	1.000	1-2	.500	1	1	2	1.8	3	0	0	0	1	7	3.3	
vs New Mexico	11/26/19	10	0-0	.000	0-0	.000	0-0	.000	0	0	0	1.6	0	0	2	0	0	0	2.9	
at NC State	12/04/19	20	2-2	1.000	0-0	.000	1-4	.250	4	4	8	2.4	4	1	1	0	0	5	3.1	
INDIANA	12/07/19	17	2-3	.667	0-0	.000	2-2	1.000	1	1	2	2.3	1	1	1	0	2	6	3.4	
at Rutgers	12/11/19	14	2-4	.500	0-1	.000	0-0	.000	2	1	3	2.4	3	1	1	1	0	4	3.5	
MILWAUKEE	12/21/19	17	0-3	.000	0-1	.000	2-2	1.000	2	3	5	2.6	2	3	0	0	1	2	3.4	
at Tennessee	12/28/19	21	2-7	.286	0-1	.000	0-0	.000	1	4	5	2.8	2	1	1	0	1	4	3.4	
RIDER	12/31/19	16	0-0	.000	0-0	.000	0-0	.000	0	3	3	2.8	4	1	2	0	0	0	3.2	
at Ohio St.	01/03/20	25	2-5	.400	0-1	.000	0-0	.000	5	2	7	3.1	2	2	1	0	3	4	3.2	
ILLINOIS	01/08/20	16	2-3	.667	0-1	.000	0-0	.000	0	2	2	3.1	2	0	1	0	0	4	3.3	
at Penn St.	01/11/20	19	1-3	.333	0-1	.000	0-1	.000	1	0	1	2.9	4	0	0	0	0	2	3.2	
MARYLAND	01/14/20	22	0-1	.000	0-1	.000	0-1	.000	2	0	2	2.9	3	1	0	0	1	0	3.0	
at Michigan St.	01/17/20	21	0-2	.000	0-1	.000	0-0	.000	1	2	3	2.9	3	1	1	0	1	0	2.8	
NEBRASKA	01/21/20	11	2-2	1.000	1-1	1.000	0-0	.000	2	2	4	2.9	3	3	3	0	0	5	2.9	
at Purdue	01/24/20	19	0-1	.000	0-0	.000	0-0	.000	0	0	0	2.8	0	2	1	0	1	0	2.8	
at Iowa	01/27/20	* 26	2-6	.333	0-2	.000	0-1	.000	2	5	7	3.0	3	1	2	0	0	4	2.9	
MICHIGAN ST.	02/01/20	* 22	1-7	.143	0-3	.000	0-0	.000	0	4	4	3.0	3	2	2	1	2	2	2.8	
at Minnesota	02/05/20	* 27	1-3	.333	0-1	.000	0-2	.000	3	3	6	3.2	3	0	1	1	0	2	2.8	
OHIO ST.	02/09/20	11	1-3	.333	0-2	.000	0-0	.000	2	0	2	3.1	2	0	1	0	2	2	2.8	
at Nebraska	02/15/20	17	1-2	.500	0-1	.000	0-0	.000	0	2	2	3.1	1	4	1	0	0	2	2.7	
PURDUE	02/18/20	5	1-1	1.000	0-0	.000	0-0	.000	0	0	0	3.0	2	0	0	0	0	2	2.7	
Totals		3	440	29-71	.408	5-26	.192	7-17	.412	32	45	77	3.0	59	31	28	4	18	70	2.7

Games played: 26
Minutes/game: 16.9
Points/game: 2.7
FG Pct: 40.8
3FG Pct: 19.2
FT Pct: 41.2

Rebounds/game: 3.0
Assists/game: 1.2
Turnovers/game: 1.1
Assist/turnover ratio: 1.1
Steals/game: 0.7
Blocks/game: 0.2

CAREER STATISTICS

Season			Total				3-Point			F-Throws		Rebounds											Scoring	
	gp-gs	min/avg	fg-fga	pct	fg-fga	pct	ft-fia	pct	off	def	tot	avg	pf	fo	ast	to	blk	stl	pts	avg				
2019-20	26-3	440/16.9	29-71	.408	5-26	.192	7-17	.412	32	45	77	3.0	59	0	31	28	4	18	70	2.7				
TOTAL	26-3	440/16.9	29-71	.408	5-26	.192	7-17	.412	32	45	77	3.0	59	0	31	28	4	18	70	2.7				

SEASON HIGHS

POINTS: 7 vs. Richmond (11/25/19)
FIELD GOALS: 2 (11x) MR at Iowa (1/27/20)
FG ATTEMPTS: 7 (2x) MR vs. Mich. State (2/1/20)
3-POINT FGS: 2 vs. Richmond (11/25/19)
3-POINT FGAS: 3 vs. Michigan State (2/1/20)
FREE THROWS: 2 (2x) MR vs. Milwaukee (12/21/19)
FT ATTEMPTS: 4 at NC State (12/6/19)
REBOUNDS: 8 at NC State (12/6/19)
ASSISTS: 3 (5x) MR Nebraska (1/21/20)
BLOCKS: 1 (3x) MR vs. Mich. State (2/1/20)
STEALS: 3 at Ohio State (1/3/20)
MINUTES: 26 (2x) MR at Iowa (1/27/20)

CAREER HIGHS

POINTS: 7 vs. Richmond (11/25/19)
FIELD GOALS: 2 (11x) MR at Iowa (1/27/20)
FG ATTEMPTS: 7 (2x) MR vs. Mich. State (2/1/20)
3-POINT FGS: 2 vs. Richmond (11/25/19)
3-POINT FGAS: 3 vs. Michigan State (2/1/20)
FREE THROWS: 2 (2x) MR vs. Milwaukee (12/21/19)
FT ATTEMPTS: 4 at NC State (12/6/19)
REBOUNDS: 8 at NC State (12/6/19)
ASSISTS: 3 (5x) MR Nebraska (1/21/20)
BLOCKS: 1 (3x) MR vs. Mich. State (2/1/20)
STEALS: 3 at Ohio State (1/3/20)
MINUTES: 26 (2x) MR at Iowa (1/27/20)

12 | TREVOR ANDERSON

R-Junior | Guard | 6-2 | 200
Stevens Point, Wis. | Stevens Point Area Public High School (SPASH)

GAME-BY-GAME STATISTICS

Opponent	Date	gs	min	Total		3-Pointers		Free throws		Rebounds				pf	a	t/o	blk	stl	pts	avg
				fg-fga	pct	3fg-fga	pct	ft-fa	pct	off	def	tot	avg							
vs Saint Mary's (CA)	11/05/19	8	0-0	.000	0-0	.000	0-0	.000	0	1	1	1.0	0	0	0	0	0	0	0	0.0
EASTERN ILL.	11/08/19	14	0-2	.000	0-0	.000	1-2	.500	1	2	3	2.0	0	2	0	0	0	1	0.5	
MCNEESE	11/13/19	13	0-0	.000	0-0	.000	0-0	.000	0	2	2	2.0	1	4	0	0	1	0	0.3	
MARQUETTE	11/17/19	7	0-0	.000	0-0	.000	2-2	1.000	0	1	1	1.8	2	1	0	0	0	2	0.8	
GREEN BAY	11/21/19	9	0-0	.000	0-0	.000	0-0	.000	0	3	3	2.0	0	0	0	0	0	0	0.6	
vs Richmond	11/25/19	2	0-1	.000	0-1	.000	0-0	.000	0	0	0	1.7	0	0	1	0	0	0	0.5	
vs New Mexico	11/26/19	14	0-0	.000	0-0	.000	2-2	1.000	1	1	2	1.7	1	2	0	0	0	2	0.7	
at NC State	12/04/19	9	1-3	.333	1-1	1.000	0-0	.000	0	1	1	1.6	0	0	0	0	0	3	1.0	
INDIANA	12/07/19	14	0-1	.000	0-0	.000	0-0	.000	0	1	1	1.6	0	2	0	0	0	0	0.9	
at Rutgers	12/11/19	24	4-5	.800	2-3	.667	1-1	1.000	0	1	1	1.5	1	2	3	0	0	11	1.9	
MILWAUKEE	12/21/19	13	1-3	.333	0-2	.000	1-2	.500	1	1	2	1.5	2	2	2	0	1	3	2.0	
at Tennessee	12/28/19	9	0-1	.000	0-1	.000	0-0	.000	0	0	0	1.4	1	1	0	0	0	0	1.8	
RIDER	12/31/19	14	0-2	.000	0-2	.000	0-0	.000	0	2	2	1.5	1	2	2	0	0	0	1.7	
at Ohio St.	01/03/20	10	1-2	.500	1-2	.500	0-0	.000	0	1	1	1.4	0	1	0	0	0	3	1.8	
ILLINOIS	01/08/20	7	0-0	.000	0-0	.000	0-0	.000	0	1	1	1.4	0	0	1	0	0	0	1.7	
at Penn St.	01/11/20	22	1-2	.500	0-1	.000	0-0	.000	0	1	1	1.4	0	3	1	0	1	2	1.7	
MARYLAND	01/14/20	8	0-0	.000	0-0	.000	0-0	.000	0	0	0	1.3	1	1	0	0	0	0	1.6	
at Michigan St.	01/17/20	13	1-1	1.000	0-0	.000	0-1	.000	0	0	0	1.2	0	0	1	0	0	2	1.6	
NEBRASKA	01/21/20	13	1-2	.500	1-2	.500	0-0	.000	0	0	0	1.2	0	3	0	0	0	3	1.7	
at Purdue	01/24/20	11	0-0	.000	0-0	.000	0-0	.000	0	1	1	1.2	0	2	1	1	0	0	1.6	
at Iowa	01/27/20	10	1-2	.500	0-0	.000	0-0	.000	1	1	2	1.2	2	1	1	0	0	2	1.6	
MICHIGAN ST.	02/01/20	15	2-4	.500	0-1	.000	0-0	.000	0	1	1	1.2	0	1	0	0	1	4	1.7	
at Minnesota	02/05/20	17	0-3	.000	0-2	.000	0-0	.000	0	2	2	1.2	0	0	0	0	0	0	1.7	
OHIO ST.	02/09/20	14	2-3	.667	2-3	.667	2-2	1.000	0	1	1	1.2	1	1	0	0	0	8	1.9	
at Nebraska	02/15/20	12	0-3	.000	0-2	.000	0-0	.000	1	2	3	1.3	0	2	2	0	0	0	1.8	
PURDUE	02/18/20	13	0-1	.000	0-0	.000	2-2	1.000	1	1	2	1.3	2	3	0	0	0	2	1.8	
Totals		0	315	15-41	.366	7-23	.304	11-14	.786	6	28	34	1.3	15	36	15	1	4	48	1.8

CAREER STATISTICS

Season	gp-gs	min/avg	Total		3-Point		F-Throws		Rebounds				Scoring	
			fg-fga	pct	fg-fga	pct	ft-fa	pct	off	def	tot	avg	pts	avg
2016-17*	20-20	570/28.5	58-145	.400	35-93	.376	45-56	.804	11	46	57	2.9	32	1.6
2018-19	8-0	55/6.9	6-10	.600	1-1	1.000	0-0	.000	1	8	9	1.1	3	0.4
2019-20	26-0	315/12.1	15-41	.366	7-23	.304	11-14	.786	6	28	34	1.3	15	0.6
TOTAL	34-0	370/10.9	21-51	.412	8-24	.333	11-14	.786	7	36	43	1.3	18	0.5
All*	54-20	940/17.4	79-196	.403	43-117	.368	56-70	.800	18	82	100	1.9	50	1.5

SEASON HIGHS

POINTS: 11 at Rutgers (12/11/19)
FIELD GOALS: 4 at Rutgers (12/11/19)
FG ATTEMPTS: 5 at Rutgers (12/11/19)
3-POINT FGs: 2 (2x) MR vs. Ohio State (2/9/20)
3-POINT FGAS: 3 (2x) MR vs. Ohio State (2/9/20)
FREE THROWS: 2 (4x) MR vs. Purdue (2/18/20)
FT ATTEMPTS: 2 (6x) MR vs. Purdue (2/18/20)
REBOUNDS: 3 (2x) MR vs. Green Bay (11/21/19)
ASSISTS: 4 vs. McNeese State (11/13/19)
BLOCKS: 1 at Purdue (1/24/20)
STEALS: 1 (4x) MR vs. Mich. State (2/1/20)
MINUTES: 24 at Rutgers (12/11/19)

CAREER HIGHS

POINTS: 23 vs. SIU-Edwardsville (12/19/16)*
FIELD GOALS: 6 (2x) MR vs. SIU-Edwardsville (12/19/16)*
FG ATTEMPTS: 12 vs. SIU-Edwardsville (12/19/16)*
3-POINT FGs: 5 vs. SIU-Edwardsville (12/19/16)*
3-POINT FGAS: 8 vs. SIU-Edwardsville (12/19/16)*
FREE THROWS: 7 vs. Milwaukee (1/6/17)*
FT ATTEMPTS: 8 (2x) MR vs. Milwaukee (1/6/17)*
REBOUNDS: 7 at Bowling Green (11/20/16)*
ASSISTS: 7 at Youngstown State (12/31/16)*
BLOCKS: 1 (2x) MR at Purdue (1/24/20)
STEALS: 3 vs. UMKC (11/21/16)*
MINUTES: 36 vs. SIU-Edwardsville (12/19/16)
*recorded at Green Bay

15 | COURTLAND CUEVAS

Junior | Forward | 6-5 | 190
Madison, Wis. | Madison East

GAME-BY-GAME STATISTICS

Opponent	Date	gs	min	Total		3-Pointers		Free throws		Rebounds				pf	a	t/o	blk	stl	pts	avg
				fg-fga	pct	3fg-fga	pct	ft-fa	pct	off	def	tot	avg							
EASTERN ILL.	11/08/19	1	0-0	.000	0-0	.000	0-0	.000	0	0	0	0.0	0	0	0	0	0	0	0.0	
MCNEESE	11/13/19	1	0-1	.000	0-1	.000	0-0	.000	0	0	0	0.0	0	0	0	0	0	0	0.0	
MILWAUKEE	12/21/19	1	0-0	.000	0-0	.000	0-0	.000	0	0	0	0.0	0	0	0	0	0	0	0.0	
RIDER	12/31/19	1	0-0	.000	0-0	.000	1-2	.500	0	0	0	0.0	0	0	0	0	0	1	0.3	
NEBRASKA	01/21/20	1	0-0	.000	0-0	.000	0-0	.000	0	0	0	0.0	0	0	0	0	0	0	0.2	
OHIO ST.	02/09/20	1	0-0	.000	0-0	.000	0-0	.000	0	0	0	0.0	0	0	0	0	0	0	0.2	
Totals		0	6	0-1	.000	0-1	.000	1-2	.500	0	0	0	0.0	0	0	0	0	1	0.2	

CAREER STATISTICS

Season	gp-gs	min/avg	Total		3-Point		F-Throws		Rebounds				Scoring	
			fg-fga	pct	fg-fga	pct	ft-fa	pct	off	def	tot	avg	pts	avg
2019-20	6-0	61/10	0-1	.000	0-1	.000	1-2	.500	0	0	0	0.0	0	0.0
TOTAL	6-0	61/10	0-1	.000	0-1	.000	1-2	.500	0	0	0	0.0	0	0.0

SEASON HIGHS

POINTS: 1 vs. Rider (12/31/19)
FIELD GOALS: --
FG ATTEMPTS: 1 vs. McNeese State (11/13/19)
3-POINT FGs: --
3-POINT FGAS: 1 vs. McNeese State (11/13/19)
FREE THROWS: 1 vs. Rider (12/31/19)
FT ATTEMPTS: 2 vs. Rider (12/31/19)
REBOUNDS: --
ASSISTS: --
BLOCKS: --
STEALS: 1 vs. Rider (12/31/19)
MINUTES: 1 (5x) MR vs. Ohio State (2/9/20)

CAREER HIGHS

POINTS: 1 vs. Rider (12/31/19)
FIELD GOALS: --
FG ATTEMPTS: 1 vs. McNeese State (11/13/19)
3-POINT FGs: --
3-POINT FGAS: 1 vs. McNeese State (11/13/19)
FREE THROWS: 1 vs. Rider (12/31/19)
FT ATTEMPTS: 2 vs. Rider (12/31/19)
REBOUNDS: --
ASSISTS: --
BLOCKS: --
STEALS: 1 vs. Rider (12/31/19)
MINUTES: 1 (5x) MR vs. Ohio State (2/9/20)

Individual Game by Game

20 | SAMAD QAWI

Junior | Forward | 6-6 | 195
Racine, Wis. | Horlick High School

GAME-BY-GAME STATISTICS

Opponent	Date	gs	min	Total		3-Pointers		Free throws		Rebounds				pf	a	t/o	blk	stl	pts	avg
				fg-fga	pct	3fg-fga	pct	ft-fa	pct	off	def	tot	avg							
EASTERN ILL.	11/08/19	1	0-0	.000	0-0	.000	0-0	.000	0-0	.000	0	0	0	0.0	0	0	0	0	0	0.0
MCNEESE	11/13/19	1	0-0	.000	0-0	.000	0-0	.000	0-0	.000	0	0	0	0.0	0	0	1	0	0	0.0
MARQUETTE	11/17/19	1	0-0	.000	0-0	.000	0-0	.000	0-0	.000	0	0	0	0.0	0	0	0	0	0	0.0
RIDER	12/31/19	1	0-0	.000	0-0	.000	0-0	.000	0-0	.000	0	0	0	0.0	0	0	0	0	0	0.0
NEBRASKA	01/21/20	1	0-1	.000	0-0	.000	0-0	.000	0-0	.000	1	0	1	0.2	2	0	0	0	0	0.0
OHIO ST.	02/09/20	1	0-0	.000	0-0	.000	0-0	.000	0-0	.000	0	0	0	0.2	0	0	0	0	0	0.0
at Nebraska	02/15/20	1	0-0	.000	0-0	.000	0-0	.000	0-0	.000	0	0	0	0.1	0	0	0	0	0	0.0
Totals		0	7	0-1	.000	0-0	.000	0-0	.000	1	0	1	0.1	2	0	1	0	0	0	0.0

Games played: 7Rebounds/game: 0.1

Minutes/game: 1.0Turnovers/game: 0.1

FG Pct: 0.0

CAREER STATISTICS

Season	gp-gs	min/avg	Total		3-Point		F-Throws		Rebounds				pf	fo	ast	to	blk	stl	Scoring	
			fg-fga	pct	fg-fga	pct	ft-fa	pct	off	def	tot	avg							pts	avg
2019-20	7-0	7/1.0	0-1	.000	0-0	.000	0-0	.000	1	0	1	0.1	2	0	0	1	0	0	0	0.0
TOTAL	7-0	7/1.0	0-1	.000	0-0	.000	0-0	.000	1	0	1	0.1	2	0	0	1	0	0	0	0.0

SEASON HIGHS

POINTS: --
FIELD GOALS: --
FG ATTEMPTS: 1 Nebraska (1/21/20)
3-POINT FGS: --
3-POINT FGAS: --
FREE THROWS: --
FT ATTEMPTS: --
REBOUNDS: 1 Nebraska (1/21/20)
ASSISTS: --
BLOCKS: --
STEALS: --
MINUTES: 1 (4x) MR vs. Ohio State (2/9/20)

CAREER HIGHS

POINTS: --
FIELD GOALS: --
FG ATTEMPTS: 1 Nebraska (1/21/20)
3-POINT FGS: --
3-POINT FGAS: --
FREE THROWS: --
FT ATTEMPTS: --
REBOUNDS: 1 Nebraska (1/21/20)
ASSISTS: --
BLOCKS: --
STEALS: --
MINUTES: 1 (4x) MR vs. Ohio State (2/9/20)

31 | MICHAEL BALLARD

R-Junior | Guard | 6-4 | 202
Oak Park, Ill. | Fenwick

GAME-BY-GAME STATISTICS

Opponent	Date	gs	min	Total		3-Pointers		Free throws		Rebounds				pf	a	t/o	blk	stl	pts	avg
				fg-fga	pct	3fg-fga	pct	ft-fa	pct	off	def	tot	avg							
EASTERN ILL.	11/08/19	1	0-0	.000	0-0	.000	0-0	.000	0-0	.000	0	0	0	0.0	0	0	0	0	0	0.0
MCNEESE	11/13/19	1	0-0	.000	0-0	.000	0-0	.000	0-0	.000	0	1	1	0.5	0	0	0	0	0	0.0
MARQUETTE	11/17/19	1	0-0	.000	0-0	.000	0-0	.000	0-0	.000	0	0	0	0.3	0	0	0	0	0	0.0
INDIANA	12/07/19	1	0-0	.000	0-0	.000	0-0	.000	2-2	1.000	0	0	0	0.3	0	0	0	0	2	0.5
MILWAUKEE	12/21/19	1	0-0	.000	0-0	.000	0-0	.000	0-0	.000	0	0	0	0.2	0	0	0	0	0	0.4
at Tennessee	12/28/19	1	0-0	.000	0-0	.000	0-0	.000	0-0	.000	0	0	0	0.2	0	0	0	0	0	0.3
RIDER	12/31/19	1	0-0	.000	0-0	.000	0-0	.000	0-0	.000	0	0	0	0.1	0	0	0	0	0	0.3
NEBRASKA	01/21/20	1	0-0	.000	0-0	.000	0-0	.000	0-0	.000	0	0	0	0.1	0	0	0	0	0	0.3
OHIO ST.	02/09/20	1	0-0	.000	0-0	.000	0-0	.000	0-0	.000	0	0	0	0.1	0	0	0	0	0	0.2
Totals		0	9	0-0	.000	0-0	.000	2-2	1.000	0	1	1	0.1	0	0	0	0	0	2	0.2

Games played: 9Rebounds/game: 0.1

Minutes/game: 1.0

Points/game: 0.2

FT Pct: 100.0

CAREER STATISTICS

Season	gp-gs	min/avg	Total		3-Point		F-Throws		Rebounds				pf	fo	ast	to	blk	stl	Scoring	
			fg-fga	pct	fg-fga	pct	ft-fa	pct	off	def	tot	avg							pts	avg
2017-18	1-0	1/1.0	0-0	.000	0-0	.000	0-0	.000	0	0	0	0.0	0	0	0	0	0	0	0	0.0
2018-19	9-0	17/1.9	0-4	.000	0-3	.000	2-2	1.000	2	1	3	0.3	2	0	0	0	0	0	2	0.2
2019-20	9-0	9/1.0	0-0	.000	0-0	.000	2-2	1.000	0	1	1	0.1	0	0	0	0	0	0	2	0.2
TOTAL	19-0	27/1.4	0-4	.000	0-3	.000	4-4	1.000	2	2	4	0.2	2	0	0	0	0	0	4	0.2

SEASON HIGHS

POINTS: 2 vs. Indiana (12/7/19)
FIELD GOALS: --
FG ATTEMPTS: --
3-POINT FGS: --
3-POINT FGAS: --
FREE THROWS: 2 vs. Indiana (12/7/19)
FT ATTEMPTS: 2 vs. Indiana (12/7/19)
REBOUNDS: 1 vs. McNeese State (11/13/19)
ASSISTS: --
BLOCKS: --
STEALS: --
MINUTES: 1 (9x) MR vs. Ohio State (2/9/20)

CAREER HIGHS

POINTS: 2 (2x) MR vs. Indiana (12/7/19)
FIELD GOALS: --
FG ATTEMPTS: 2 vs. Savannah State (12/13/18)
3-POINT FGS: --
3-POINT FGAS: 2 vs. Savannah State (12/13/18)
FREE THROWS: 2 (2x) MR vs. Indiana (12/7/19)
FT ATTEMPTS: 2 (2x) MR vs. Indiana (12/7/19)
REBOUNDS: 1 (4x) MR vs. McNeese State (11/13/19)
ASSISTS: --
BLOCKS: --
STEALS: --
MINUTES: 3 (2x) MR vs. Grambling (12/22/18)

INDIVIDUAL CAREER STATISTICS

Updated Through February 18, 2020

Anderson, Trevor

Season	gp-gs	min/avg	Total		3-Point		F-Throws		Rebounds										Scoring	
			fg-fga	pct	fg-fga	pct	ft-fa	pct	off	def	tot	avg	pf	fo	ast	to	blk	stl	pts	avg
2016-17*	20-20	570/28.5	58-145	.400	35-93	.376	45-56	.804	11	46	57	2.9	32	0	53	37	1	15	196	9.8
2018-19	8-0	55/6.9	6-10	.600	1-1	1.000	0-0	.000	1	8	9	1.1	3	0	3	1	0	0	13	1.6
2019-20	26-0	315/12.1	15-41	.366	7-23	.304	11-14	.786	6	28	34	1.3	15	0	36	15	1	4	48	1.8
TOTAL	34-0	370/10.9	21-51	.412	8-24	.333	11-14	.786	7	36	43	1.3	18	0	39	16	1	4	61	1.8
All*	54-20	940/17.4	79-196	.403	43-117	.368	56-70	.800	18	82	100	1.9	50	0	92	53	2	19	257	4.8

* Statistics from prior team/school

Ballard, Michael

Season	gp-gs	min/avg	Total		3-Point		F-Throws		Rebounds										Scoring	
			fg-fga	pct	fg-fga	pct	ft-fa	pct	off	def	tot	avg	pf	fo	ast	to	blk	stl	pts	avg
2017-18	1-0	1/1.0	0-0	.000	0-0	.000	0-0	.000	0	0	0	0.0	0	0	0	0	0	0	0	0.0
2018-19	9-0	17/1.9	0-4	.000	0-3	.000	2-2	1.000	2	1	3	0.3	2	0	0	0	0	0	2	0.2
2019-20	9-0	9/1.0	0-0	.000	0-0	.000	2-2	1.000	0	1	1	0.1	0	0	0	0	0	0	2	0.2
TOTAL	19-0	27/1.4	0-4	.000	0-3	.000	4-4	1.000	2	2	4	0.2	2	0	0	0	0	0	4	0.2

Cuevas, Courtland

Season	gp-gs	min/avg	Total		3-Point		F-Throws		Rebounds										Scoring	
			fg-fga	pct	fg-fga	pct	ft-fa	pct	off	def	tot	avg	pf	fo	ast	to	blk	stl	pts	avg
2019-20	6-0	6/1.0	0-1	.000	0-1	.000	1-2	.500	0	0	0	0.0	0	0	0	0	0	1	1	0.2
TOTAL	6-0	6/1.0	0-1	.000	0-1	.000	1-2	.500	0	0	0	0.0	0	0	0	0	0	1	1	0.2

Davison, Brad

Season	gp-gs	min/avg	Total		3-Point		F-Throws		Rebounds										Scoring	
			fg-fga	pct	fg-fga	pct	ft-fa	pct	off	def	tot	avg	pf	fo	ast	to	blk	stl	pts	avg
2017-18	33-29	1028/31.2	124-306	.405	60-169	.355	90-110	.818	10	66	76	2.3	109	3	83	59	1	40	398	12.1
2018-19	34-34	1096/32.2	115-299	.385	52-149	.349	76-94	.809	10	101	111	3.3	79	2	62	34	2	36	358	10.5
2019-20	25-25	755/30.2	75-191	.393	38-109	.349	47-52	.904	16	90	106	4.2	62	1	44	23	0	19	235	9.4
TOTAL	92-88	2879/31.3	314-796	.394	150-427	.351	213-256	.832	36	257	293	3.2	250	6	189	116	3	95	991	10.8

Ford, Aleem

Season	gp-gs	min/avg	Total		3-Point		F-Throws		Rebounds										Scoring	
			fg-fga	pct	fg-fga	pct	ft-fa	pct	off	def	tot	avg	pf	fo	ast	to	blk	stl	pts	avg
2017-18	33-20	805/24.4	60-150	.400	45-110	.409	27-33	.818	20	71	91	2.8	64	1	30	25	6	11	192	5.8
2018-19	31-0	429/13.8	35-103	.340	23-80	.288	4-4	1.000	11	48	59	1.9	44	0	11	16	4	8	97	3.1
2019-20	26-26	625/24.0	78-180	.433	34-96	.354	26-37	.703	32	75	107	4.1	51	2	30	27	10	14	216	8.3
TOTAL	90-46	1859/20.7	173-433	.400	102-286	.357	57-74	.770	63	194	257	2.9	159	3	71	68	20	33	505	5.6

Higginbottom, Carter

Season	gp-gs	min/avg	Total		3-Point		F-Throws		Rebounds										Scoring	
			fg-fga	pct	fg-fga	pct	ft-fa	pct	off	def	tot	avg	pf	fo	ast	to	blk	stl	pts	avg
2019-20	9-0	9/1.0	0-1	.000	0-0	.000	0-0	.000	0	1	1	0.1	0	0	0	1	0	0	0	0.0
TOTAL	9-0	9/1.0	0-1	.000	0-0	.000	0-0	.000	0	1	1	0.1	0	0	0	1	0	0	0	0.0

McGrory, Walt

Season	gp-gs	min/avg	Total		3-Point		F-Throws		Rebounds										Scoring	
			fg-fga	pct	fg-fga	pct	ft-fa	pct	off	def	tot	avg	pf	fo	ast	to	blk	stl	pts	avg
2017-18	9-0	72/8.0	0-5	.000	0-3	.000	5-7	.714	0	8	8	0.9	5	0	4	7	0	4	5	0.6
2018-19	13-0	31/2.4	2-5	.400	2-4	.500	0-0	.000	0	2	2	0.2	2	0	1	2	0	0	6	0.5
2019-20	13-0	58/4.5	5-13	.385	2-7	.286	3-4	.750	2	7	9	0.7	9	0	5	1	0	1	15	1.2

INDIVIDUAL CAREER STATISTICS

Updated Through February 18, 2020

Potter, Micah

Season	gp-gs	min/avg	Total		3-Point		F-Throws		Rebounds				pf	fo	ast	to	blk	stl	Scoring	
			fg-fga	pct	fg-fga	pct	ft-fa	pct	off	def	tot	avg							pts	avg
2019-20	16-2	269/16.8	52-102	.510	12-30	.400	27-29	.931	23	70	93	5.8	22	0	6	24	16	6	143	8.9
TOTAL	16-2	269/16.8	52-102	.510	12-30	.400	27-29	.931	23	70	93	5.8	22	0	6	24	16	6	143	8.9

Pritzl, Brevin

Season	gp-gs	min/avg	Total		3-Point		F-Throws		Rebounds				pf	fo	ast	to	blk	stl	Scoring	
			fg-fga	pct	fg-fga	pct	ft-fa	pct	off	def	tot	avg							pts	avg
2015-16	1-0	4/4.0	0-0	.000	0-0	.000	0-0	.000	0	0	0	0.0	0	0	0	1	0	0	0	0.0
2016-17	24-0	195/8.1	13-38	.342	5-21	.238	14-19	.737	14	12	26	1.1	18	0	2	5	0	7	45	1.9
2017-18	32-21	938/29.3	93-234	.397	53-149	.356	47-55	.855	30	92	122	3.8	56	1	33	17	7	26	286	8.9
2018-19	34-0	668/19.6	50-108	.463	32-78	.410	30-36	.833	15	68	83	2.4	36	0	17	10	3	10	162	4.8
2019-20	26-3	675/26.0	65-170	.382	43-117	.368	28-34	.824	22	73	95	3.7	39	0	19	18	5	15	201	7.7
TOTAL	117-24	2480/21.2	221-550	.402	133-365	.364	119-144	.826	81	245	326	2.8	149	1	71	51	15	58	694	5.9

Qawi, Samad

Season	gp-gs	min/avg	Total		3-Point		F-Throws		Rebounds				pf	fo	ast	to	blk	stl	Scoring	
			fg-fga	pct	fg-fga	pct	ft-fa	pct	off	def	tot	avg							pts	avg
2019-20	7-0	7/1.0	0-1	.000	0-0	.000	0-0	.000	1	0	1	0.1	2	0	0	1	0	0	0	0.0
TOTAL	7-0	7/1.0	0-1	.000	0-0	.000	0-0	.000	1	0	1	0.1	2	0	0	1	0	0	0	0.0

Reuvers, Nate

Season	gp-gs	min/avg	Total		3-Point		F-Throws		Rebounds				pf	fo	ast	to	blk	stl	Scoring	
			fg-fga	pct	fg-fga	pct	ft-fa	pct	off	def	tot	avg							pts	avg
2017-18	28-15	466/16.6	58-152	.382	12-47	.255	20-24	.833	19	36	55	2.0	67	0	22	29	26	7	148	5.3
2018-19	34-34	779/22.9	105-234	.449	32-84	.381	26-41	.634	42	91	133	3.9	81	1	34	32	60	10	268	7.9
2019-20	26-26	691/26.6	130-285	.456	27-82	.329	65-85	.765	31	94	125	4.8	81	2	15	42	54	12	352	13.5
TOTAL	88-75	1936/22.0	293-671	.437	71-213	.333	111-150	.740	92	221	313	3.6	229	3	71	103	140	29	768	8.7

Trice, D'Mitrik

Season	gp-gs	min/avg	Total		3-Point		F-Throws		Rebounds				pf	fo	ast	to	blk	stl	Scoring	
			fg-fga	pct	fg-fga	pct	ft-fa	pct	off	def	tot	avg							pts	avg
2016-17	37-2	677/18.3	70-184	.380	38-91	.418	30-38	.789	7	62	69	1.9	51	0	63	37	3	20	208	5.6
2017-18	10-10	315/31.5	35-92	.380	12-40	.300	12-17	.706	2	18	20	2.0	13	0	23	13	1	6	94	9.4
2018-19	34-34	1107/32.6	133-346	.384	76-195	.390	51-68	.750	6	88	94	2.8	65	1	90	45	1	30	393	11.6
2019-20	26-26	814/31.3	86-227	.379	47-129	.364	34-44	.773	7	101	108	4.2	30	0	103	45	2	22	253	9.7
TOTAL	107-72	2913/27.2	324-849	.382	173-455	.380	127-167	.760	22	269	291	2.7	159	1	279	140	7	78	948	8.9

Wahl, Tyler

Season	gp-gs	min/avg	Total		3-Point		F-Throws		Rebounds				pf	fo	ast	to	blk	stl	Scoring	
			fg-fga	pct	fg-fga	pct	ft-fa	pct	off	def	tot	avg							pts	avg
2019-20	26-3	440/16.9	29-71	.408	5-26	.192	7-17	.412	32	45	77	3.0	59	0	31	28	4	18	70	2.7
TOTAL	26-3	440/16.9	29-71	.408	5-26	.192	7-17	.412	32	45	77	3.0	59	0	31	28	4	18	70	2.7

SEASON STATISTICS

Updated Through February 18, 2020

RECORD:	OVERALL	HOME	AWAY	NEUTRAL
ALL GAMES	16-10	12-1	4-6	0-3
CONFERENCE	9-6	6-1	3-5	0-0
NON-CONFERENCE	7-4	6-0	1-1	0-3

##	Player	gp-gs	min	avg	Total		3-Point		F-Throw		Rebounds				pf	dq	a	to	blk	stl	pts	avg
					fg-fga	fg%	3fg-fga	3fg%	ft-fa	ft%	off	def	tot	avg								
35	Reuvers, Nate	26-26	691	26.6	130-285	.456	27-82	.329	65-85	.765	31	94	125	4.8	81	2	15	42	54	12	352	13.5
23	King, Kobe	19-19	538	28.3	73-159	.459	7-28	.250	37-55	.673	22	32	54	2.8	27	0	30	29	6	10	190	10.0
00	Trice, D'Mitrik	26-26	814	31.3	86-227	.379	47-129	.364	34-44	.773	7	101	108	4.2	30	0	103	45	2	22	253	9.7
34	Davison, Brad	25-25	755	30.2	75-191	.393	38-109	.349	47-52	.904	16	90	106	4.2	62	1	44	23	0	19	235	9.4
11	Potter, Micah	16-2	269	16.8	52-102	.510	12-30	.400	27-29	.931	23	70	93	5.8	22	0	6	24	16	6	143	8.9
02	Ford, Aleem	26-26	625	24.0	78-180	.433	34-96	.354	26-37	.703	32	75	107	4.1	51	2	30	27	10	14	216	8.3
01	Pritzl, Brevin	26-3	675	26.0	65-170	.382	43-117	.368	28-34	.824	22	73	95	3.7	39	0	19	18	5	15	201	7.7
05	Wahl, Tyler	26-3	440	16.9	29-71	.408	5-26	.192	7-17	.412	32	45	77	3.0	59	0	31	28	4	18	70	2.7
12	Anderson, Trevor	26-0	315	12.1	15-41	.366	7-23	.304	11-14	.786	6	28	34	1.3	15	0	36	15	1	4	48	1.8
03	McGrory, Walt	13-0	58	4.5	5-13	.385	2-7	.286	3-4	.750	2	7	9	0.7	9	0	5	1	0	1	15	1.2
32	Hedstrom, Joe	6-0	14	2.3	1-2	.500	0-0	.000	0-0	.000	1	1	2	0.3	3	0	0	1	0	0	2	0.3
31	Ballard, Michael	9-0	9	1.0	0-0	.000	0-0	.000	2-2	1.000	0	1	1	0.1	0	0	0	0	0	0	2	0.2
15	Cuevas, Courtland	6-0	6	1.0	0-1	.000	0-1	.000	1-2	.500	0	0	0	0.0	0	0	0	0	0	1	1	0.2
04	Higginbottom, Carter	9-0	9	1.0	0-1	.000	0-0	.000	0-0	.000	0	1	1	0.1	0	0	0	1	0	0	0	0.0
20	Qawi, Samad	7-0	7	1.0	0-1	.000	0-0	.000	0-0	.000	1	0	1	0.1	2	0	0	1	0	0	0	0.0
Team											24	47	71					12				
Total.....		26	5225		609-1444	.422	222-648	.343	288-375	.768	219	665	884	34.0	400	5	319	267	98	122	1728	66.5
Opponents.....		26	5225		593-1457	.407	168-495	.339	255-364	.701	237	657	894	34.4	429	6	293	297	76	132	1609	61.9

TEAM STATISTICS	WIS	OPP	Date	Opponent	Score	Att.
SCORING	1728	1609	11/05/19	vs Saint Mary's (CA)	Lot 63-65	3301
Points per game	66.5	61.9	11/08/19	EASTERN ILL.	w 65-52	17106
Scoring margin	+4.6	-	11/13/19	MCNEESE	w 83-63	16816
FIELD GOALS-ATT	609-1444	593-1457	11/17/19	MARQUETTE	w 77-61	17287
Field goal pct	.422	.407	11/21/19	GREEN BAY	w 88-70	16837
3 POINT FG-ATT	222-648	168-495	11/25/19	vs Richmond	L 52-62	0
3-point FG pct	.343	.339	11/26/19	vs New Mexico	L 50-59	0
3-pt FG made per game	8.5	6.5	12/04/19	at NC State	L 54-69	16035
FREE THROWS-ATT	288-375	255-364	* 12/07/19	INDIANA	w 84-64	17287
Free throw pct	.768	.701	* 12/11/19	at Rutgers	L 65-72	6361
F-Throws made per game	11.1	9.8	12/21/19	MILWAUKEE	w 83-64	17030
REBOUNDS	884	894	12/28/19	at Tennessee	w 68-48	21678
Rebounds per game	34.0	34.4	12/31/19	RIDER	w 65-37	16016
Rebounding margin	-0.4	-	* 01/03/20	at Ohio St.	w 61-57	19049
ASSISTS	319	293	* 01/08/20	ILLINOIS	L 70-71	16108
Assists per game	12.3	11.3	* 01/11/20	at Penn St.	w 58-49	10139
TURNOVERS	267	297	* 01/14/20	MARYLAND	w 56-54	16157
Turnovers per game	10.3	11.4	* 01/17/20	at Michigan St.	L 55-67	14797
Turnover margin	+1.2	-	* 01/21/20	NEBRASKA	w 82-68	16856
Assist/turnover ratio	1.2	1.0	* 01/24/20	at Purdue	L 51-70	14804
STEALS	122	132	* 01/27/20	at Iowa	L 62-68	12566
Steals per game	4.7	5.1	* 02/01/20	MICHIGAN ST.	w 64-63	17287
BLOCKS	98	76	* 02/05/20	at Minnesota	L 52-70	11389
Blocks per game	3.8	2.9	* 02/09/20	OHIO ST.	w 70-57	17287
ATTENDANCE	219116	145983	* 02/15/20	at Nebraska	w 81-64	15864
Home games-Avg/Game	13-16855	10-14268	* 02/18/20	PURDUE	w 69-65	17042
Neutral site-Avg/Game	-	3-1100				

* = Conference game

Score by Periods	1st	2nd	OT	Totals
Wisconsin	852	867	9	1728
Opponents	769	829	11	1609

BIG TEN STATISTICS

Updated Through February 18, 2020

RECORD:	OVERALL	HOME	AWAY	NEUTRAL
ALL GAMES	9-6	6-1	3-5	0-0
CONFERENCE	9-6	6-1	3-5	0-0
NON-CONFERENCE	0-0	0-0	0-0	0-0

##	Player	gp-gs	min	avg	Total		3-Point		F-Throw		Rebounds				pf	dq	a	to	blk	stl	pts	avg
					fg-fga	fg%	3fg-fga	3fg%	ft-fa	ft%	off	def	tot	avg								
23	King, Kobe	9-9	260	28.9	48-92	.522	3-12	.250	14-23	.609	9	11	20	2.2	14	0	19	12	4	3	113	12.6
35	Reuvers, Nate	15-15	370	24.7	68-163	.417	17-49	.347	34-46	.739	15	49	64	4.3	50	1	8	16	26	7	187	12.5
11	Potter, Micah	13-2	230	17.7	47-89	.528	12-28	.429	21-23	.913	23	56	79	6.1	18	0	6	20	12	6	127	9.8
34	Davison, Brad	14-14	420	30.0	39-107	.364	23-65	.354	24-27	.889	9	53	62	4.4	36	1	19	11	0	7	125	8.9
00	Trice, D'Mitrik	15-15	460	30.7	42-121	.347	22-65	.338	19-26	.731	4	55	59	3.9	22	0	64	27	1	9	125	8.3
01	Pritzl, Brevin	15-2	413	27.5	35-102	.343	25-70	.357	17-20	.850	8	41	49	3.3	18	0	10	8	2	10	112	7.5
02	Ford, Aleem	15-15	347	23.1	39-88	.443	20-52	.385	11-14	.786	15	40	55	3.7	24	0	14	10	6	6	109	7.3
05	Wahl, Tyler	15-3	272	18.1	18-46	.391	1-16	.063	2-7	.286	21	24	45	3.0	35	0	18	16	3	12	39	2.6
12	Anderson, Trevor	15-0	203	13.5	13-29	.448	6-16	.375	5-6	.833	3	14	17	1.1	7	0	22	10	1	2	37	2.5
31	Ballard, Michael	3-0	3	1.0	0-0	.000	0-0	.000	2-2	1.000	0	0	0	0.0	0	0	0	0	0	0	2	0.7
03	McGrory, Walt	7-0	10	1.4	1-2	.500	1-1	1.000	1-2	.500	0	0	0	0.0	3	0	2	0	0	1	4	0.6
04	Higginbottom, Carter	4-0	4	1.0	0-1	.000	0-0	.000	0-0	.000	0	0	0	0.0	0	0	0	0	0	0	0	0.0
20	Qawi, Samad	3-0	3	1.0	0-1	.000	0-0	.000	0-0	.000	1	0	1	0.3	2	0	0	0	0	0	0	0.0
15	Cuevas, Courtland	2-0	2	1.0	0-0	.000	0-0	.000	0-0	.000	0	0	0	0.0	0	0	0	0	0	0	0	0.0
32	Hedstrom, Joe	1-0	3	3.0	0-0	.000	0-0	.000	0-0	.000	0	0	0	0.0	1	0	0	0	0	0	0	0.0
Team											15	26	41				8					
Total.....		15	3000		350-841	.416	130-374	.348	150-196	.765	123	369	492	32.8	230	2	182	138	55	63	980	65.3
Opponents.....		15	3000		351-855	.411	99-299	.331	158-222	.712	156	392	548	36.5	239	2	178	160	46	71	959	63.9

TEAM STATISTICS	WIS	OPP	Date	Opponent	Score	Att.
SCORING	980	959	* 12/07/19	INDIANA	w 84-64	17287
Points per game	65.3	63.9	* 12/11/19	at Rutgers	L 65-72	6361
Scoring margin	+1.4	-	* 01/03/20	at Ohio St.	w 61-57	19049
FIELD GOALS-ATT	350-841	351-855	* 01/08/20	ILLINOIS	L 70-71	16108
Field goal pct	.416	.411	* 01/11/20	at Penn St.	w 58-49	10139
3 POINT FG-ATT	130-374	99-299	* 01/14/20	MARYLAND	w 56-54	16157
3-point FG pct	.348	.331	* 01/17/20	at Michigan St.	L 55-67	14797
3-pt FG made per game	8.7	6.6	* 01/21/20	NEBRASKA	w 82-68	16856
FREE THROWS-ATT	150-196	158-222	* 01/24/20	at Purdue	L 51-70	14804
Free throw pct	.765	.712	* 01/27/20	at Iowa	L 62-68	12566
F-Throws made per game	10.0	10.5	* 02/01/20	MICHIGAN ST.	w 64-63	17287
REBOUNDS	492	548	* 02/05/20	at Minnesota	L 52-70	11389
Rebounds per game	32.8	36.5	* 02/09/20	OHIO ST.	w 70-57	17287
Rebounding margin	-3.7	-	* 02/15/20	at Nebraska	w 81-64	15864
ASSISTS	182	178	* 02/18/20	PURDUE	w 69-65	17042
Assists per game	12.1	11.9	* = Conference game			
TURNOVERS	138	160				
Turnovers per game	9.2	10.7				
Turnover margin	+1.5	-				
Assist/turnover ratio	1.3	1.1				
STEALS	63	71				
Steals per game	4.2	4.7				
BLOCKS	55	46				
Blocks per game	3.7	3.1				
ATTENDANCE	118024	104969				
Home games-Avg/Game	7-16861	8-13121				
Neutral site-Avg/Game	-	0-0				

Score by Periods	1st	2nd	Totals
Wisconsin	490	490	980
Opponents	452	507	959

HOME STATISTICS

Updated Through February 18, 2020

RECORD:	OVERALL	HOME	AWAY	NEUTRAL
ALL GAMES	12-1	12-1	0-0	0-0
CONFERENCE	6-1	6-1	0-0	0-0
NON-CONFERENCE	6-0	6-0	0-0	0-0

##	Player	gp-gs	min	avg	Total		3-Point		F-Throw		Rebounds				pf	dq	a	to	blk	stl	pts	avg
					fg-fga	fg%	3fg-fga	3fg%	ft-fa	ft%	off	def	tot	avg								
35	Reuvers, Nate	13-13	334	25.7	65-132	.492	15-41	.366	36-42	.857	15	48	63	4.8	41	1	9	20	33	8	181	13.9
23	King, Kobe	9-9	259	28.8	38-79	.481	5-15	.333	21-26	.808	15	14	29	3.2	12	0	17	10	3	6	102	11.3
34	Davison, Brad	12-12	358	29.8	41-88	.466	20-48	.417	28-30	.933	4	39	43	3.6	25	0	26	8	0	12	130	10.8
02	Ford, Aleem	13-13	329	25.3	51-102	.500	26-57	.456	11-14	.786	16	43	59	4.5	26	1	17	11	7	8	139	10.7
01	Pritzl, Brevin	13-2	335	25.8	42-95	.442	28-62	.452	22-26	.846	14	42	56	4.3	20	0	13	12	3	7	134	10.3
00	Trice, D'Mitrik	13-13	410	31.5	43-113	.381	24-62	.387	19-25	.760	5	50	55	4.2	13	0	60	24	1	14	129	9.9
11	Potter, Micah	8-2	135	16.9	21-43	.488	6-15	.400	19-21	.905	9	31	40	5.0	7	0	3	11	11	3	67	8.4
05	Wahl, Tyler	13-1	193	14.8	13-31	.419	3-14	.214	5-7	.714	12	21	33	2.5	30	0	17	16	2	11	34	2.6
12	Anderson, Trevor	13-0	154	11.8	6-18	.333	3-10	.300	8-10	.800	3	16	19	1.5	10	0	22	5	0	3	23	1.8
03	McGrory, Walt	9-0	53	5.9	4-12	.333	1-6	.167	3-4	.750	2	7	9	1.0	8	0	4	1	0	0	12	1.3
32	Hedstrom, Joe	5-0	13	2.6	1-2	.500	0-0	.000	0-0	.000	1	1	2	0.4	3	0	0	1	0	0	2	0.4
31	Ballard, Michael	8-0	8	1.0	0-0	.000	0-0	.000	2-2	1.000	0	1	1	0.1	0	0	0	0	0	0	2	0.3
15	Cuevas, Courtland	6-0	6	1.0	0-1	.000	0-1	.000	1-2	.500	0	0	0	0.0	0	0	0	0	0	1	1	0.2
04	Higginbottom, Carter	7-0	7	1.0	0-1	.000	0-0	.000	0-0	.000	0	1	1	0.1	0	0	0	1	0	0	0	0.0
20	Qawi, Samad	6-0	6	1.0	0-1	.000	0-0	.000	0-0	.000	1	0	1	0.2	2	0	0	1	0	0	0	0.0
Team											10	24	34					5				
Total.....		13	2600		325-718	.453	131-331	.396	175-209	.837	107	338	445	34.2	197	2	188	126	60	73	956	73.5
Opponents.....		13	2600		289-722	.400	86-247	.348	125-178	.702	107	300	407	31.3	237	2	138	154	31	60	789	60.7

TEAM STATISTICS

	WIS	OPP
SCORING	956	789
Points per game	73.5	60.7
Scoring margin	+12.8	-
FIELD GOALS-ATT	325-718	289-722
Field goal pct	.453	.400
3 POINT FG-ATT	131-331	86-247
3-point FG pct	.396	.348
3-pt FG made per game	10.1	6.6
FREE THROWS-ATT	175-209	125-178
Free throw pct	.837	.702
F-Throws made per game	13.5	9.6
REBOUNDS	445	407
Rebounds per game	34.2	31.3
Rebounding margin	+2.9	-
ASSISTS	188	138
Assists per game	14.5	10.6
TURNOVERS	126	154
Turnovers per game	9.7	11.8
Turnover margin	+2.2	-
Assist/turnover ratio	1.5	0.9
STEALS	73	60
Steals per game	5.6	4.6
BLOCKS	60	31
Blocks per game	4.6	2.4
ATTENDANCE	219116	0
Home games-Avg/Game	13-16855	0-0
Neutral site-Avg/Game	-	0-0

Date	Opponent		Score	Att.
11/08/19	EASTERN ILL.	w	65-52	17106
11/13/19	MCNEESE	w	83-63	16816
11/17/19	MARQUETTE	w	77-61	17287
11/21/19	GREEN BAY	w	88-70	16837
* 12/07/19	INDIANA	w	84-64	17287
12/21/19	MILWAUKEE	w	83-64	17030
12/31/19	RIDER	w	65-37	16016
* 01/08/20	ILLINOIS	L	70-71	16108
* 01/14/20	MARYLAND	w	56-54	16157
* 01/21/20	NEBRASKA	w	82-68	16856
* 02/01/20	MICHIGAN ST.	w	64-63	17287
* 02/09/20	OHIO ST.	w	70-57	17287
* 02/18/20	PURDUE	w	69-65	17042

* = Conference game

Score by Periods	1st	2nd	Totals
Wisconsin	482	474	956
Opponents	363	426	789

AWAY/NEUTRAL STATISTICS

Updated Through February 15, 2020

RECORD:	OVERALL	HOME	AWAY	NEUTRAL
ALL GAMES	4-9	0-0	4-6	0-3
CONFERENCE	3-5	0-0	3-5	0-0
NON-CONFERENCE	1-4	0-0	1-1	0-3

##	Player	gp-gs	min	avg	Total		3-Point		F-Throw		Rebounds				pf	dq	a	to	blk	stl	pts	avg
					fg-fga	fg%	3fg-fga	3fg%	ft-fa	ft%	off	def	tot	avg								
35	Reuvers, Nate	13-13	357	27.5	65-153	.425	12-41	.293	29-43	.674	16	46	62	4.8	40	1	6	22	21	4	171	13.2
00	Trice, D'Mitrik	13-13	404	31.1	43-114	.377	23-67	.343	15-19	.789	2	51	53	4.1	17	0	43	21	1	8	124	9.5
11	Potter, Micah	8-0	134	16.8	31-59	.525	6-15	.400	8-8	1.000	14	39	53	6.6	15	0	3	13	5	3	76	9.5
23	King, Kobe	10-10	279	27.9	35-80	.438	2-13	.154	16-29	.552	7	18	25	2.5	15	0	13	19	3	4	88	8.8
34	Davison, Brad	13-13	397	30.5	34-103	.330	18-61	.295	19-22	.864	12	51	63	4.8	37	1	18	15	0	7	105	8.1
02	Ford, Aleem	13-13	296	22.8	27-78	.346	8-39	.205	15-23	.652	16	32	48	3.7	25	1	13	16	3	6	77	5.9
01	Pritzl, Brevin	13-1	340	26.2	23-75	.307	15-55	.273	6-8	.750	8	31	39	3.0	19	0	6	6	2	8	67	5.2
05	Wahl, Tyler	13-2	247	19.0	16-40	.400	2-12	.167	2-10	.200	20	24	44	3.4	29	0	14	12	2	7	36	2.8
12	Anderson, Trevor	13-0	161	12.4	9-23	.391	4-13	.308	3-4	.750	3	12	15	1.2	5	0	14	10	1	1	25	1.9
03	McGrory, Walt	4-0	5	1.3	1-1	1.000	1-1	1.000	0-0	.000	0	0	0	0.0	1	0	1	0	0	1	3	0.8
20	Qawi, Samad	1-0	1	1.0	0-0	.000	0-0	.000	0-0	.000	0	0	0	0.0	0	0	0	0	0	0	0	0.0
04	Higginbottom, Carter	2-0	2	1.0	0-0	.000	0-0	.000	0-0	.000	0	0	0	0.0	0	0	0	0	0	0	0	0.0
32	Hedstrom, Joe	1-0	1	1.0	0-0	.000	0-0	.000	0-0	.000	0	0	0	0.0	0	0	0	0	0	0	0	0.0
31	Ballard, Michael	1-0	1	1.0	0-0	.000	0-0	.000	0-0	.000	0	0	0	0.0	0	0	0	0	0	0	0	0.0
Team											14	23	37					7				
Total.....		13	2625		284-726	.391	91-317	.287	113-166	.681	112	327	439	33.8	203	3	131	141	38	49	772	59.4
Opponents.....		13	2625		304-735	.414	82-248	.331	130-186	.699	130	357	487	37.5	192	4	155	143	45	72	820	63.1

TEAM STATISTICS

WIS OPP

SCORING	772	820
Points per game	59.4	63.1
Scoring margin	-3.7	-
FIELD GOALS-ATT	284-726	304-735
Field goal pct	.391	.414
3 POINT FG-ATT	91-317	82-248
3-point FG pct	.287	.331
3-pt FG made per game	7.0	6.3
FREE THROWS-ATT	113-166	130-186
Free throw pct	.681	.699
F-Throws made per game	8.7	10.0
REBOUNDS	439	487
Rebounds per game	33.8	37.5
Rebounding margin	-3.7	-
ASSISTS	131	155
Assists per game	10.1	11.9
TURNOVERS	141	143
Turnovers per game	10.8	11.0
Turnover margin	+0.2	-
Assist/turnover ratio	0.9	1.1
STEALS	49	72
Steals per game	3.8	5.5
BLOCKS	38	45
Blocks per game	2.9	3.5
ATTENDANCE	0	145983
Home games-Avg/Game	0-0	10-14268
Neutral site-Avg/Game	-	3-1100

Date Opponent

Score Att.

11/05/19	vs Saint Mary's (CA)	Lot	63-65	3301
11/25/19	vs Richmond	L	52-62	0
11/26/19	vs New Mexico	L	50-59	0
12/04/19	at NC State	L	54-69	16035
* 12/11/19	at Rutgers	L	65-72	6361
12/28/19	at Tennessee	W	68-48	21678
* 01/03/20	at Ohio St.	W	61-57	19049
* 01/11/20	at Penn St.	W	58-49	10139
* 01/17/20	at Michigan St.	L	55-67	14797
* 01/24/20	at Purdue	L	51-70	14804
* 01/27/20	at Iowa	L	62-68	12566
* 02/05/20	at Minnesota	L	52-70	11389
* 02/15/20	at Nebraska	W	81-64	15864

* = Conference game

Score by Periods

1st 2nd OT Totals

Wisconsin	370	393	9	772
Opponents	406	403	11	820

GAME-BY-GAME STATISTICS

Updated Through February 15, 2020

WISCONSIN

Opponent	Date	Score		Total		3-Pointers		Free throws		Rebounds				pf	a	t/o	blk	stl	pts	avg
				fg-fga	pct	3fg-fga	pct	ft-fa	pct	off	def	tot	avg							
vs Saint Mary's (CA)	11/05/19	63-65	Lot	22-52	.423	5-19	.263	14-20	.700	7	21	28	28.0	14	8	14	4	1	63	63.0
EASTERN ILL.	11/08/19	65-52	W	21-55	.382	3-18	.167	20-24	.833	12	30	42	35.0	13	7	11	12	6	65	64.0
MCNEESE	11/13/19	83-63	W	29-55	.527	10-28	.357	15-18	.833	7	21	28	32.7	15	19	9	3	10	83	70.3
MARQUETTE	11/17/19	77-61	W	24-56	.429	11-23	.478	18-20	.900	9	28	37	33.8	19	11	12	3	6	77	72.0
GREEN BAY	11/21/19	88-70	W	32-62	.516	15-31	.484	9-10	.900	9	30	39	34.8	15	24	13	1	3	88	75.2
vs Richmond	11/25/19	52-62	L	17-50	.340	7-27	.259	11-14	.786	8	28	36	35.0	14	7	15	2	6	52	71.3
vs New Mexico	11/26/19	50-59	L	18-53	.340	2-26	.077	12-16	.750	12	22	34	34.9	16	6	14	1	5	50	68.3
at NC State	12/04/19	54-69	L	21-56	.375	5-23	.217	7-15	.467	14	23	37	35.1	11	7	9	4	3	54	66.5
INDIANA	12/07/19	84-64	W	30-56	.536	8-20	.400	16-18	.889	8	21	29	34.4	18	13	4	6	5	84	68.4
at Rutgers	12/11/19	65-72	L	23-48	.479	8-23	.348	11-16	.688	3	23	26	33.6	17	9	14	4	5	65	68.1
MILWAUKEE	12/21/19	83-64	W	26-52	.500	10-22	.455	21-26	.808	7	29	36	33.8	19	17	9	4	6	83	69.5
at Tennessee	12/28/19	68-48	W	25-57	.439	11-26	.423	7-9	.778	6	26	32	33.7	20	13	9	2	7	68	69.3
RIDER	12/31/19	65-37	W	24-55	.436	13-31	.419	4-7	.571	5	38	43	34.4	14	18	14	7	6	65	69.0
at Ohio St.	01/03/20	61-57	W	21-56	.375	6-23	.261	13-16	.813	12	22	34	34.4	16	8	10	0	5	61	68.4
ILLINOIS	01/08/20	70-71	L	23-53	.434	4-15	.267	20-23	.870	10	22	32	34.2	16	5	8	6	3	70	68.5
at Penn St.	01/11/20	58-49	W	22-55	.400	6-21	.286	8-14	.571	9	31	40	34.6	17	10	9	2	3	58	67.9
MARYLAND	01/14/20	56-54	W	22-49	.449	7-21	.333	5-8	.625	4	20	24	33.9	13	11	7	2	5	56	67.2
at Michigan St.	01/17/20	55-67	L	21-59	.356	4-19	.211	9-11	.818	9	23	32	33.8	12	11	9	3	5	55	66.5
NEBRASKA	01/21/20	82-68	W	29-63	.460	18-34	.529	6-8	.750	10	30	40	34.2	16	23	11	4	5	82	67.3
at Purdue	01/24/20	51-70	L	20-46	.435	7-22	.318	4-8	.500	2	14	16	33.2	9	12	11	5	3	51	66.5
at Iowa	01/27/20	62-68	L	24-64	.375	8-28	.286	6-11	.545	9	31	40	33.6	28	12	9	4	2	62	66.3
MICHIGAN ST.	02/01/20	64-63	W	22-54	.407	8-25	.320	12-15	.800	4	30	34	33.6	9	10	10	4	8	64	66.2
at Minnesota	02/05/20	52-70	L	19-67	.284	7-29	.241	7-11	.636	15	30	45	34.1	15	9	7	3	1	52	65.6
OHIO ST.	02/09/20	70-57	W	24-58	.414	12-32	.375	10-12	.833	12	19	31	34.0	16	17	9	5	7	70	65.8
at Nebraska	02/15/20	81-64	W	31-63	.492	15-31	.484	4-5	.800	6	33	39	34.2	14	19	11	4	3	81	66.4
PURDUE	02/18/20	69-65	W	19-50	.380	12-31	.387	19-20	.950	10	20	30	34.0	14	13	9	3	3	69	66.5
Wisconsin		1728		609-1444	.422	222-648	.343	288-375	.768	219	665	884	34.0	400	319	267	98	122	1728	66.5
Opponents		1609		593-1457	.407	168-495	.339	255-364	.701	237	657	894	34.4	429	293	297	76	132	1609	61.9

Games played: 26

Points/game: 66.5

FG Pct: 42.2

3FG Pct: 34.3

FT Pct: 76.8

Rebounds/game: 34.0

Assists/game: 12.3

Turnovers/game: 10.3

Assist/turnover ratio: 1.2

Steals/game: 4.7

Blocks/game: 3.8

GAME-BY-GAME STATISTICS

Updated Through February 15, 2020

OPPONENT

Opponent	Date	Score		Total		3-Pointers		Free throws		Rebounds				pf	a	t/o	blk	stl	pts	avg
				fg-fga	pct	3fg-fga	pct	ft-fa	pct	off	def	tot	avg							
vs Saint Mary's (CA)	11/05/19	63-65	Lot	24-61	.393	8-18	.444	9-13	.692	13	23	36	36.0	20	10	15	2	6	65	65.0
EASTERN ILL.	11/08/19	65-52	W	21-63	.333	7-19	.368	3-8	.375	11	24	35	35.5	22	10	11	4	6	52	58.5
MCNEESE	11/13/19	83-63	W	21-45	.467	8-21	.381	13-17	.765	5	19	24	31.7	21	13	18	2	4	63	60.0
MARQUETTE	11/17/19	77-61	W	19-51	.373	9-19	.474	14-17	.824	5	24	29	31.0	16	9	15	3	2	61	60.2
GREEN BAY	11/21/19	88-70	W	29-61	.475	4-20	.200	8-11	.727	3	22	25	29.8	16	16	9	3	8	70	62.2
vs Richmond	11/25/19	52-62	L	26-56	.464	6-17	.353	4-6	.667	4	27	31	30.0	16	12	10	3	7	62	62.2
vs New Mexico	11/26/19	50-59	L	22-50	.440	3-13	.231	12-15	.800	8	26	34	30.6	17	13	13	1	3	59	61.7
at NC State	12/04/19	54-69	L	27-56	.482	8-20	.400	7-10	.700	8	24	32	30.8	10	6	6	6	7	69	62.6
INDIANA	12/07/19	84-64	W	21-50	.420	5-14	.357	17-26	.654	10	18	28	30.4	19	12	12	3	3	64	62.8
at Rutgers	12/11/19	65-72	L	29-63	.460	5-19	.263	9-13	.692	14	26	40	31.4	19	10	11	3	8	72	63.7
MILWAUKEE	12/21/19	83-64	W	22-52	.423	8-17	.471	12-19	.632	6	21	27	31.0	22	9	11	2	3	64	63.7
at Tennessee	12/28/19	68-48	W	16-46	.348	6-18	.333	10-19	.526	10	27	37	31.5	14	12	17	3	5	48	62.4
RIDER	12/31/19	65-37	W	15-61	.246	2-14	.143	5-7	.714	8	28	36	31.8	16	5	12	1	10	37	60.5
at Ohio St.	01/03/20	61-57	W	19-47	.404	6-20	.300	13-17	.765	8	24	32	31.9	17	8	14	1	4	57	60.2
ILLINOIS	01/08/20	70-71	L	28-57	.491	7-16	.438	8-15	.533	8	21	29	31.7	22	11	7	2	1	71	60.9
at Penn St.	01/11/20	58-49	W	17-52	.327	5-21	.238	10-14	.714	6	27	33	31.8	14	8	10	5	6	49	60.2
MARYLAND	01/14/20	56-54	W	19-47	.404	7-22	.318	9-13	.692	10	25	35	31.9	14	7	14	0	2	54	59.8
at Michigan St.	01/17/20	55-67	L	27-58	.466	6-16	.375	7-10	.700	10	31	41	32.4	13	20	12	2	4	67	60.2
NEBRASKA	01/21/20	82-68	W	26-60	.433	6-22	.273	10-15	.667	8	25	33	32.5	13	12	10	3	6	68	60.6
at Purdue	01/24/20	51-70	L	27-60	.450	9-19	.474	7-9	.778	16	26	42	33.0	10	15	11	5	8	70	61.1
at Iowa	01/27/20	62-68	L	20-60	.333	3-20	.150	25-32	.781	13	33	46	33.6	15	10	9	7	2	68	61.4
MICHIGAN ST.	02/01/20	64-63	W	25-63	.397	10-25	.400	3-4	.750	8	29	37	33.7	16	14	12	3	5	63	61.5
at Minnesota	02/05/20	52-70	L	25-61	.410	9-22	.409	11-16	.688	10	36	46	34.3	15	16	5	5	5	70	61.9
OHIO ST.	02/09/20	70-57	W	18-49	.367	6-19	.316	15-16	.938	10	22	32	34.2	16	7	14	4	5	57	61.7
at Nebraska	02/15/20	81-64	W	25-65	.385	8-25	.320	6-12	.500	10	27	37	34.3	12	15	10	2	7	64	61.8
PURDUE	02/18/20	69-65	W	25-63	.397	7-19	.368	8-10	.800	15	22	37	34.4	24	13	9	1	5	65	61.9
Opponents		1609		593-1457	.407	168-495	.339	255-364	.701	237	657	894	34.4	429	293	297	76	132	1609	61.9
Wisconsin		1728		609-1444	.422	222-648	.343	288-375	.768	219	665	884	34.0	400	319	267	98	122	1728	66.5

Games played: 26

Points/game: 61.9

FG Pct: 40.7

3FG Pct: 33.9

FT Pct: 70.1

Rebounds/game: 34.4

Assists/game: 11.3

Turnovers/game: 11.4

Assist/turnover ratio: 1.0

Steals/game: 5.1

Blocks/game: 2.9

GAME 1: #20 SAINT MARY'S 65, WISCONSIN 63 (OT)

Nov. 5, 2019 • Sioux Falls, S.D. • Sanford Pentagon



Official Basketball Box Score - Final
Saint Mary's (CA) at Wisconsin
 11/05/19 Sanford Pentagon, Sioux Falls, SD
 2019-20 Men's Basketball

Game Time: 8:00 PM
 Game Duration: 2:14
 Attendance: 3,301

Officials: John Higgins, Eric Curry, Kelly Pfeiffer

Saint Mary's (CA) - 65													Record: 1-0												
NO. Name	Min	FG	3P	FT	Rebounds	Fouls	TP	AS	TO	ST	Blocks	+/-	Shooting By Period												
11 Matthias Tass	F 26:19	2-6	0-0	1-2	3	7	10	5	3	5	4	2	0	0	1	2	1st FG% 11-27	40.7%							
24 Malik Fitts	F 39:19	6-13	1-2	3-5	2	3	5	0	3	16	1	3	0	1	0	6	3PT% 6-11	54.5%							
0 Tanner Krebs	G 39:37	3-6	1-3	2-2	1	7	8	4	2	9	0	1	1	1	0	0	2nd FG% 2-4	50%							
1 Logan Johnson	G 35:35	1-7	1-3	2-2	1	1	2	1	1	5	0	3	1	0	0	0	FT% 11-26	42.3%							
3 Jordan Ford	G 45:00	11-24	4-8	0-0	1	1	2	2	3	26	3	4	3	0	2	2	3PT% 1-5	20.0%							
23 Kristers Zoriks	09:25	0-1	0-0	0	2	2	1	0	0	1	0	0	0	0	0	1	100%	100%							
14 Kyle Bowen	07:57	0-1	0-1	1-2	1	1	0	1	0	1	1	0	0	0	0	0	1st FG% 1-1	100%							
42 Dan Fotu	15:11	0-1	0-0	0-0	0	1	1	5	0	0	1	1	1	0	0	0	OT FG% 2-8	25.0%							
41 Aaron Menzies	01:14	0-0	0-0	0	0	0	1	0	0	0	0	0	0	0	0	0	3PT% 1-2	50.0%							
44 Alex Ducas	05:23	1-2	1-1	0-0	2	0	2	1	1	3	0	0	0	0	0	0	FT% 6-8	75.0%							
																	GM FG% 24-61	39.3%							
																	3PT% 8-18	44.4%							
																	FT% 9-13	69.2%							
Team					2	1	3	0	1	0							Dead Ball Rebounds: 4.0								
Totals		24-61	8-18	9-13	13	23	36	24	10	65	10	15	6	2	4	2									

Technical Fouls: NONE

Wisconsin - 63													Record: 0-1													
NO. Name	Min	FG	3P	FT	Rebounds	Fouls	TP	AS	TO	ST	Blocks	+/-	Shooting By Period													
2 Aleem Ford	34:03	3-9	1-6	0-0	2	3	5	3	0	7	2	3	1	0	1	9	1st FG%	10-25	40.0%	3PT%	2-7	28.6%	FT%	0-0	0%	
35 Nate Reuvers	41:31	8-18	1-4	5-7	2	4	6	2	5	22	0	3	0	4	0	1	2nd FG%	10-22	45.5%	3PT%	3-10	30.0%	FT%	7-9	77.8%	
0 D'Mitric Trice	G 38:42	3-7	2-4	2-2	0	3	3	2	2	10	3	0	0	0	0	0	OT FG%	2-5	40.0%	3PT%	0-2	0.0%	FT%	5-6	83.3%	
23 Kobe King	G 30:05	1-2	0-0	4-7	0	4	4	2	5	6	1	4	0	0	0	0	GM FG%	22-52	42.3%	3PT%	5-19	26.3%	FT%	14-20	70.0%	
34 Brad Davison	G 37:21	6-13	1-4	3-4	1	3	4	4	6	16	0	1	0	0	1	-1										
12 Trevor Anderson	08:44	0-0	0-0	0	0	1	1	0	1	0	0	0	0	0	0	0										
1 Brevin Pritzl	21:45	0-0	0-0	0	1	2	3	0	1	0	1	0	0	0	0	5										
5 Tyler Wahl	12:08	1-3	0-1	0-0	0	0	0	1	0	2	1	0	0	0	0	-11										
32 Joe Hedstrom	00:41	0-0	0-0	0	0	0	0	0	0	0	0	0	0	0	0	0										
Team					1	1	2	0	0	0	0	0	0	0	0	0										
Totals		22-52	5-19	14-20	7	21	28	14	20	63	8	14	1	4	2	2										

Technical Fouls: NONE

SMC		WIS	
Biggest lead	10 (1st 1:14)	8 (1st 7:38)	
Best Scoring Run	13 (1st 2:10)	9 (2nd 3:29)	
Lead Changes	8		
Times Tied	5		
Time with Lead	24:55	16:47	

Points from		SMC		WIS	
Turnovers	16	14			
Paint	20	28			
Second Chance	14	6			
Fast Breaks	8	0			
Bench	4	2			

Period by Period Scoring				
	1st	2nd	OT1	TOT
SMC	30	24	11	65
WIS	24	30	9	63

NOTES: Wisconsin opened its season facing a ranked opponent for the first time since 1995... Nate Reuvers finished with career highs in points (22), FG (8), FGA (18), FT (7) and minutes played (42)...Kobe King had a career high 7 FTA...Joe Hedstrom played his first career game.

GAME 3: WISCONSIN 83, McNEESE STATE 63

Nov. 13, 2019 • Madison, Wis. • Kohl Center

Official Basketball Box Score - Final
McNeese at Wisconsin
 11/13/19 Kohl Center, Madison
 2019-20 Men's Basketball

Game Time: 6:00 PM
 Game Duration: 1:56
 Attendance: 15,616

Officials: Lamont Simpson, Bill Be, Edwin Young

McNeese - 63													Record: 1-3												
NO. Name	Min	FG	3P	FT	Rebounds	Fouls	TP	AS	TO	ST	Blocks	+/-	Shooting By Period												
23 Shamarius Kennedy	F 31:14	6-9	0-0	8-10	1	4	5	3	8	20	3	1	0	1	1	-12	1st FG%	10-22	45.5%						
0 Dru Kuehseisen	G 30:26	3-9	3-6	0-0	0	3	3	1	0	9	1	1	0	0	0	-13	3PT%	3-7	42.9%						
12 A.J. Lawson	G 26:30	4-6	2-2	0-0	0	1	1	3	1	10	3	6	1	0	0	-12	FT%	11-14	78.6%						
13 Trey Johnson	G 24:32	1-3	1-2	0-0	0	1	1	1	0	3	1	1	1	1	0	-20	2nd FG%	11-23	47.8%						
22 Roydell Brown	G 20:29	3-5	0-0	1-2	0	3	3	4	1	7	0	1	1	0	0	0	3PT%	5-14	35.7%						
24 Chris Orlina	16:10	2-2	1-1	2-3	2	1	3	2	3	7	0	2	0	0	0	-21	FT%	2-3	66.7%						
44 Truman Moore	08:37	0-0	0-0	0	0	1	0	1	2	1	0	1	0	0	0	-6	GMFG%	21-45	46.7%						
2 Sam Baker	16:14	1-5	1-5	0-0	0	0	0	0	2	0	3	3	0	0	0	-16	3PT%	8-21	38.1%						
3 Leondre Washington	16:22	0-3	0-3	2-2	0	4	4	3	1	2	2	2	1	0	0	-2	FT%	13-17	76.5%						
20 Jalen Poyser	06:59	1-3	0-2	0-0	0	0	0	0	0	2	0	0	0	0	0	-3	Dead Ball Rebounds: 2								
11 Myles Hutchinson	02:27	0-0	0-0	0	0	0	0	0	0	0	0	0	0	0	0	5									
Team					1	2	3	0	0	0	0	0	0	0	0	0									
Totals		21-45	8-21	13-17	5	19	24	21	15	63	13	18	4	2	3	-20									

Technical Fouls: NONE

Wisconsin - 83				Record: 2-1				Technical Fouls: NONE											
NO. Name	Min	FG M/A	3P M/A	FT M/A	Rebounds OR DR	Fouls PF	TP	AS	TO	ST	Blocks BB	+/-	Shooting By Period						
2 Aleem Ford	F 25:48	7-11	2-4	0-0	1	1	2	3	0	16	1	0	1	1	1	14	1 st FG% 12:27 44.4%		
35 Nate Reuvers	F 20:29	4-9	0-2	2-3	2	4	4	4	4	10	2	1	1	0	1	9	3 ^{PT} % 3:13 23.3%		
0 D'Mitric Trice	G 27:37	3-9	2-7	0-0	0	3	3	0	8	3	1	1	0	0	5	FT% 10:12 83.3%			
1 Brevin Pritzl	G 21:09	4-9	2-6	3-4	2	1	3	2	3	13	2	0	0	1	1	13	2 nd FG% 17:28 60.7%		
34 Brad Davison	G 33:18	7-8	3-4	7-7	0	3	3	0	6	24	2	3	4	0	20	3 ^{PT} % 7:15 46.7%			
5 Tyler Wahl	26:01	1-2	0-1	1-2	1	2	3	2	4	3	3	1	2	0	23	FT% 5:46 83.3%			
3 Walt McGrogy	23:54	3-6	1-3	2-2	0	2	2	1	1	9	2	1	0	0	0	13	GM FG% 20:55 52.7%		
12 Trevor Anderson	12:42	0-0	0-0	0	0	2	2	1	1	0	4	0	1	0	0	19	3 ^{PT} % 12:28 50.0%		
32 Joe Hedstrom	04:38	0-0	0-0	0-0	0	1	1	2	0	0	0	1	0	0	0	-8	FT% 15:16 83.3%		
4 Carter Higginbottom	01:06	0-0	0-0	0-0	0	0	0	0	0	0	0	0	0	0	0	-2	Dead Ball Rebounds: 2		
15 Courtland Cuevas	01:06	0-1	0-1	0-0	0	0	0	0	0	0	0	0	0	0	0	-2			
20 Samad Qawi	01:06	0-0	0-0	0-0	0	0	0	0	0	0	1	0	0	0	0	-2			
31 Michael Ballard	01:06	0-0	0-0	0-0	0	1	1	0	0	0	0	0	0	0	0	-2			
Team					1	3	4	0	0	0	0	0	0	0	0	0			
Totals		29-55	10-28	15-18	7	21	28	15	21	83	19	9	10	3	2	20			

GAME 5: WISCONSIN 88, GREEN BAY 70

Nov. 21, 2019 • Madison, Wis. • Kohl Center



Official Basketball Box Score - Final
Green Bay at Wisconsin
11/21/19 Kohl Center, Madison
2019-20 Men's Basketball

Game Time: 8:07 PM
Game Duration: 1:53
Attendance: 16,837

Officials: Larry Scrotto, Lewis Garrison, Brooks Wells

Green Bay - 70

Record: 1-3

NO. Name		Min	FG	3P	FT	Rebounds	Fouls	TP	AS	TO	ST	Blocks	+/-	
						OR	TR							
12 Josh McNair	F	23:51	4-8	0-0	2-2	1 4	5 3	2	10	2	2	2	0	-26
15 Manny Patterson	F	07:17	1-1	0-0	0-0	0 0	0 1	2	2	0	1	1	0	-15
2 PJ Pipes	G	34:17	3-9	1-4	1-2	0 2	2 0	1	8	3	1	0	0	-22
11 JayQuan McCloud	G	29:15	5-11	2-6	1-1	0 4	4 5	2	13	6	1	3	0	-8
21 Kameron Hankerson	G	27:16	2-7	1-4	0-0	0 4	4 0	0	5	0	2	0	0	-27
13 Trevian Bell	G	20:21	2-5	0-2	0-0	0 1	1 2	1	4	0	2	0	0	3
30 Hunter Crist	G	06:08	0-0	0-0	0-0	0 1	1 1	0	0	3	0	0	0	4
33 Cody Schwartz	G	28:31	4-10	0-4	4-5	1 4	5 1	6	12	1	0	1	1	0
1 Amari Davis	G	23:04	6-10	0-0	0-1	0 1	3 1	1	16	1	0	1	0	-1
Team						0 2	2	0	0	0	0			
Totals			29-61	4-20	8-11	3 22	25	16	70	16	9	8	3	-18

Technical Fouls: NONE

Shooting By Period	1st	2nd	3rd	4th	FT
1st FG%	13-31	41.9%			
3PT%	2-12	16.7%			
FT%	1-2	50%			
2nd FG%	16-30	53.3%			
3PT%	2-8	25.0%			
FT%	7-9	77.8%			
GM FG%	29-61	47.5%			
3PT%	4-20	20.0%			
FT%	8-11	72.7%			
Dead Ball Rebounds:	2	0			

Wisconsin - 88

Record: 4-1

NO. Name	Min	FG	3P	FT	Rebounds	Fouls	TP	AS	TO	ST	Blocks	B+/-	
2 Aleem Ford	F 27:53	5-11	2-5	0-0	2 3	5 2	2	12	2	2	0	0	7
35 Nate Reuvers	F 20:00	8-12	2-5	1-2	2 1	3 4	4	19	2	5	0	1	0
0 D'Mitrik Trice	G 32:15	3-7	3-5	2-2	0 8	8 0	2	11	7	1	0	0	21
23 Kobe King	G 30:54	4-8	2-3	2-2	1 1	2 1	4	12	4	2	1	0	0
34 Brad Davison	G 23:58	4-8	3-6	4-4	0 5	5 2	2	15	3	1	1	0	25
5 Tyler Wahl	G 14:46	2-4	1-2	0-0	1 2	3 1	0	5	3	2	1	0	13
1 Brevin Pritzl	G 31:38	4-9	2-4	0-0	1 4	5 3	0	10	2	0	0	0	4
12 Trevor Anderson	G 08:54	0-0	0-0	0-0	0 3	3 0	1	0	0	0	0	0	-4
3 Walt McGrooy	G 08:44	1-2	0-1	0-0	0 3	3 2	1	2	1	0	0	0	-5
32 Joe Hedstrom	G 00:58	1-1	0-0	0-0	1 0	1 0	0	2	0	0	0	0	4
Team					1 0	1 1	0	0	0				
Totals		32-62	15-31	9-10	9 30	39 16	88	24	13	3	1	3	18

Technical Fouls: NONE

Shooting By Period	1st	2nd	3rd	4th	FT
1st FG%	17-30	56.7%			
3PT%	10-19	52.6%			
FT%	7-7	100%			
2nd FG%	15-32	46.9%			
3PT%	5-12	41.7%			
FT%	2-3	66.7%			
GM FG%	32-62	51.6%			
3PT%	15-31	48.4%			
FT%	9-10	90.0%			
Dead Ball Rebounds:	0	0			

	UWGB	UW
Biggest lead	0 (1 st 20:00)	25 (2 nd 19:48)
Best Scoring Run	9 (2 nd 11:25)	11 (1 st 4:54)
Lead Changes	0	
Times Tied	0	
Time with Lead	00:00	39:41

Points from Turnovers	UWGB	UW
Paint	36	26
Second Chance	5	6
Fast Breaks	10	2
Bench	32	19

Period by Period Scoring	1st	2nd	TOT
UWGB	29	41	70
UW	51	37	88

Game Notes: ROMAN LEGENDS CLASSIC - MADISON REGIONAL ROUND - GAME 2

NOTES: Wisconsin improved to 24-1 all-time vs. Green Bay, including 21-0 in Madison...6 Badgers scored in double figures for the second straight game...UW was 1 triple shy of the school record for 3FG in a half (11)...UW had 24 assists on 32 FGs...Reuvers led UW in scoring for the second time on the season.

GAME 7: NEW MEXICO 59, WISCONSIN 50

Nov. 26, 2019 • Brooklyn, N.Y. • Barclays Center



Official Basketball Box Score - Final
Wisconsin at New Mexico
11/26/19 Barclays Center, Brooklyn
2019-20 Men's Basketball

Game Time: 10:00 PM
Game Duration: 1:52

ROMAN LEGENDS CLASSIC presented by OLD TRAPPER - Consolation Game

Officials: D.J. Carstensen, Larry Scrotto, Rob Riley

Wisconsin - 50

Record: 4-3

NO.	Name	Min	FG	3P	FT	Rebounds	Fouls	TP	AS	TO	ST	Blocks	+/-		
2	Aleem Ford	F 29:21	2-7	0-3	3-4	5 1	6 2	3	7	2	4	1	0	-11	
35	Nate Reuvers	F 30:13	7-9	0-1	2-4	1 4	5 8	16	0	5	0	1	0	-4	
0	D'Mitrik Trice	G 32:24	4-12	1-7	2-2	0 7	7 1	1	11	1	0	1	0	-4	
23	Kobe King	G 26:43	3-9	0-3	0-0	2 3	5 1	0	6	0	0	1	0	-9	
34	Brad Davison	G 35:58	0-9	0-6	2-2	1 5	6 4	3	2	0	1	1	0	-8	
5	Tyler Wahl	G 09:49	0-0	0-0	0-0	0 0	0 0	0	0	0	2	0	0	-2	
1	Brevin Pritzl	G 22:05	2-7	1-6	1-2	1 1	2 2	1	6	1	0	1	0	-5	
12	Trevor Anderson	G 13:27	0-0	0-0	2-2	1 1	2 1	2	2	0	0	0	0	-2	
	Team					1 0	1	0	0	2					
Totals			18-53	2-26	12-16	12 22	34	16	17	50	6	14	5	1	-9

Technical Fouls: NONE

Shooting By Period	1st	2nd	3rd	4th	FT
1st FG%	7-18	38.9%			
3PT%	1-8	12.5%			
FT%	5-7	71.4%			
2nd FG%	11-35	31.4%			
3PT%	1-18	5.6%			
FT%	7-9	77.8%			
GM FG%	18-53	34.0%			
3PT%	2-26	7.7%			
FT%	12-16	75.0%			
Dead Ball Rebounds:	1	0			

New Mexico - 59

Record: 6-2

No.	Name	Min	FG	3P	FT	Rebounds	Fouls	TP	AS	TO	ST	Blocks	a/-	
			M	A	M	OR	DR	TOT						
15	Carlton Bragg	F 31:28	5-8	0-0	2-2	1 5	6 4	1	12	0	1	0	10	
2	Vance Jackson	G 27:39	1-5	1-5	0-0	0 2	2 2	0	3	2	1	1	0	
5	Jaquan Lyle	G 36:54	5-14	1-4	3-5	2 7	2 5	14	2	1	0	0	11	
10	Makuach Maluach	G 16:33	1-3	0-1	0-0	1 0	1 0	2	0	2	2	1	0	
11	JJ Caldwell	G 33:00	4-5	1-1	3-4	0 5	5 2	3	12	3	4	0	15	
0	Zane Martin	G 22:38	4-10	0-2	4-4	0 3	3 3	3	12	3	2	1	0	
1	Corey Manigault	G 15:21	1-4	0-0	0-0	3 1	4 0	2	2	1	2	0	-3	
3	Keith McGee	G 09:34	1-1	0-0	0-0	0 0	0 0	1	1	2	0	0	-1	
4	Tavian Percy	G 06:53	0-0	0-0	0-0	0 1	1 0	0	0	0	0	0	5	
Team						1 2	3	0	0	0				
Totals			22-50	3-13	12-15	8 26	34	17	16	59	13	13	3	1

Technical Fouls: NONE

Shooting By Period	1st	2nd	3rd	4th	FT
1st FG%	12-27	44.4%			
3PT%	3-8	37.5%			
FT%	2-2	100%			
2nd FG%	10-23	43.5%			
3PT%	0-5	0.0%			
FT%	10-13	76.9%			
GM FG%	22-50	44.0%			
3PT%	3-13	23.1%			
FT%	12-15	80.0%			
Dead Ball Rebounds:	1	0			

	WIS	UNM
Biggest lead	2 (1 st 9:07)	11 (1 st 0:57)
Best Scoring Run	5 (2 nd 18:42)	7 (1 st 5:20)
Lead Changes	6	
Times Tied	3	
Time with Lead	04:20	31:48

Points from Turnovers	WIS	UNM
Paint	18	34
Second Chance	5	13
Fast Breaks	9	12
Bench	8	16

Game Notes: Test comment *

GAME 6: RICHMOND 62, WISCONSIN 52

Nov. 25, 2019 • Brooklyn, N.Y. • Barclays Center



Official Basketball Box Score - Final
Wisconsin at Richmond
11/26/19 Barclays Center, Brooklyn
2019-20 Men's Basketball

Game Time: 12:00 AM
Game Duration: 1:47

ROMAN LEGENDS CLASSIC presented by OLD TRAPPER - Semifinal Game 1

Officials: Randy McCall, Earl Walton, Donnie Eppley

Wisconsin - 52

Record: 4-2

NO. Name	Min	FG	3P	FT	Rebounds	Fouls	TP	AS	TO	ST	Blocks	+/-		
2 Aleem Ford	F 27:35	0-5	0-3	3-4	0 4	4 0	4	3	1	1	0	0	-4	
35 Nate Reuvers	F 36:43	6-14	1-4	4-4	2 5	7 3	5	17	1	2	1	1	-12	
0 D'Mitrik Trice	G 35:44	2-10	1-6	0-0	0 7	7 0	1	5	5	1	1	0	-6	
23 Kobe King	G 25:26	3-7	1-4	3-4	2 2	4 2	3	10	0	0	0	1	0	
34 Brad Davison	G 30:03	2-6	1-4	0-0	1 4	5 3	2	5	0	4	2	0	-14	
1 Brevin Pritzl	G 26:26	2-5	1-3	0-0	0 5	5 3	0	5	0	2	0	0	-13	
5 Tyler Wahl	G 15:49	2-2	2-2	1-2	1 1	2 3	1	7	0	0	1	0	-1	
12 Trevor Anderson	G 02:14	0-1	0-1	0-0	0 0	0 0	0	0	0	1	0	0	-6	
Team					2 0	2	0	0	2					
Totals		17-50	7-27	11-14	8 28	36	14	16	52	7	15	6	2	-10

Technical Fouls: NONE

Shooting By Period	1st	2nd	3rd	4th	FT
1st FG%	10-26	38.5%			
3PT%	3-15	20.0%			
FT%	6-8	75%			
2nd FG%	7-24	29.2%			
3PT%	4-12	33.3%			
FT%	5-6	83.3%			
GM FG%	17-50	34.0%			
3PT%	7-27	25.9%			
FT%	11-14	78.6%			
Dead Ball Rebounds:	1	0			

Richmond - 62

Record: 5-0

NO.	Name		Min	FG	3P	FT	Rebounds	Fouls	TP	AS	TO	ST	Blocks	+/-	
4	Nathan Cayo	F	25:07	5-6	0-0	0-0	2 2	3	1	10	0	0	0	17	
33	Grant Golden	F	25:59	7-12	0-0	0-0	3 16	1	1	1	1	1	0	17	
0	Niccol Gillyard	G	38:05	1-5	1-3	2-2	3 3	1 2	5	5	3	1	1	10	
1	Blake Francis	G	35:17	8-18	3-9	0-0	0 0	0 4	19	6	2	1	0	14	
0	Nick Sherod	G	34:22	3-9	2-4	0-0	4 4	2 1	8	1	1	0	1	8	
2	Souleymane Koureissi	F	08:30	1-1	0-0	0-0	1 2	3 4	1	2	0	1	2	0	
22	Aaron Gustavson	F	13:36	1-3	0-0	0-0	1 1	2 1	1	2	0	1	0	-7	
3	Tyler Burton	F	08:25	0-2	0-1	0-0	4 4	0 0	0	0	0	0	0	-2	
15	Matt Grace	F	04:31	0-0	0-0	0-0	1 0	1 0	0	0	0	0	0	-3	
11	Jack Wojcik	F	05:08	0-0	0-0	0-0	1 1	0 0	0	0	0	0	0	-4	
Team				0 0 0 0 0 0											
Totals				26:56	6-17	4-6	4 27	31	16	14	62	12	7	3	2

GAME 9: WISCONSIN 84, INDIANA 64

Dec. 7, 2019 • Madison, Wis. • Kohl Center



Official Basketball Box Score - Final
Indiana at Wisconsin
12/07/19 Kohl Center, Madison
2019-20 Men's Basketball

Game Time: 3:31 PM
Game Duration: 2:02
Attendance: 17,287

Officials: Larry Scrotto, Steve McKinjins, Kelly Pfeiffer

Indiana - 64

Record: 8-1 (0-1)

NO. Name	Min	FG	3P	FT	Rebounds	Fouls	TP	AS	TO	ST	Blocks	+/
3 Justin Smith	F 24:23	4-6	0-1	2-4	1 1 2	1 2	10	1	2	0	0	-12
4 Trayce Jackson-Davis	F 25:54	3-6	0-0	3-3	2 3 3	9	0	1	1	1	1	-28
50 Joey Brunk	C 16:41	1-4	0-0	0-0	1 5 6	3 1	2	1	2	1	0	-9
1 Aljami Durham	G 32:48	3-7	3-4	8-8	0 1 1	1 4	17	2	3	0	0	-19
2 Armaan Franklin	G 23:36	2-5	0-2	1-2	0 0 0	4 1	5	1	0	0	0	-17
11 Devonte Green	21:57	3-8	1-2	3-4	3 1 4	1 2	10	3	1	1	0	-8
23 Damezi Anderson	19:59	2-7	1-3	0-0	1 3 4	2 1	5	2	0	1	1	-2
25 Race Thompson	16:17	2-3	0-0	0-1	1 3 4	2 1	4	0	1	0	0	-6
20 DeRon Davis	04:11	0-1	0-0	0-4	1 0 1	1 2	0	0	0	0	0	-2
21 Jerome Hunter	14:01	1-3	0-2	0-0	1 2 3	2 3	8	2	0	1	0	3
0 Cooper Bybee	00:13	0-0	0-0	0-0	0 0 0	0 0	0	0	0	0	0	0
Totals	21:50	5-14	17-26	10	18	28	19	18	64	12	12	3 3 6 -20

Technical Fouls: NONE

Shooting By Period	1st FG%	2nd FG%	3rd FG%	GM FG%	3PT%	FT%
1st FG%	10-30	33.3%				
2nd FG%	11-20	55.0%				
3rd FG%	11-20	55.0%				
GM FG%	21-50	42.0%				
3PT%	5-14	35.7%				
FT%	17-26	65.4%				

Dead Ball Rebounds: 6, 1

Wisconsin - 84

Record: 54-1 (4-0)

NO. Name	Min	FG	3P	FT	Rebounds	Fouls	TP	AS	TO	ST	Blocks	+/
2 Aleem Ford	F 26:29	4-6	3-5	2-2	1 4 5	4 3	13	1	0	0	3	33
35 Nate Reuvers	F 28:03	8-12	2-3	2-2	1 3 4	4 3	20	0	0	2	2	20
0 D'Mitrik Trice	G 30:34	2-7	0-3	4-4	1 4 5	2 8	8	4	2	0	0	13
23 Kobe King	G 28:59	10-15	1-3	3-4	2 2 4	2 4	24	1	1	0	1	23
34 Brad Davison	G 26:38	1-1	0-0	0-0	0 4 4	0 2	2	2	1	0	1	21
1 Brevin Pritzl	22:19	3-6	2-5	1-2	0 1 1	2 3	9	0	0	0	0	0
5 Tyler Wahl	16:14	2-3	0-0	2-2	1 1 2	1 1	6	1	1	2	0	-5
12 Trevor Anderson	14:15	0-1	0-0	0-0	1 1 1	0 0	2	0	0	0	0	1
32 Joe Hedstrom	03:05	0-0	0-0	0-0	0 0 0	1 0	0	0	0	0	0	-2
31 Walt McGrony	01:46	0-0	0-0	0-0	0 0 0	2 0	0	0	0	0	0	-1
31 Michael Ballard	01:01	0-0	0-0	2-2	0 0 0	0 1	2	0	0	0	0	-1
4 Carter Higinbottom	00:37	0-0	0-0	0-0	0 0 0	0 0	0	0	0	0	0	-1
Totals	30:56	8-20	16-18	8	21	29	18	19	84	13	4	5 6 3 20

Technical Fouls: NONE

Shooting By Period	1st FG%	2nd FG%	3rd FG%	GM FG%	3PT%	FT%
1st FG%	20-32	62.5%				
2nd FG%	6-13	46.2%				
3rd FG%	1-2	50%				
GM FG%	10-24	41.7%				
3PT%	2-7	28.6%				
FT%	15-16	93.8%				
GM FG%	30-56	53.6%				
3PT%	6-20	30.0%				
FT%	16-18	88.9%				

Dead Ball Rebounds: 1, 1

	IU	UW
Biggest lead	2 (1st 19:11)	31 (2nd 11:40)
Best Scoring Run	10 (2nd 8:25)	14 (1st 13:31)
Lead Changes	1	
Times Tied	1	
Time with Lead	00:24	38:01

Points from	Turnovers	Period by Period Scoring
Turnovers	6 18	1st 2nd TOT
Paint	30 32	
Second Chance	12 11	IU 27 37 64
Fast Breaks	11 5	UW 47 37 84
Bench	21 17	

NOTES: Wisconsin recorded its 8th straight home win (dating back to last season)...the Badgers recorded their largest win over Indiana since Feb. 25, 2010 (78-46 @ IU)...UW tallied its 17th consecutive home win over Indiana, dating back to 1999...UW has beaten IU 20 of the last 23 meetings (6 of last 7).

GAME 11: WISCONSIN 83, MILWAUKEE 64

Dec. 21, 2019 • Madison, Wis. • Kohl Center



Official Basketball Box Score - Final
Milwaukee at Wisconsin
12/21/19 Kohl Center, Madison
2019-20 Men's Basketball

Game Time: 4:01 PM
Game Duration: 2:01
Attendance: 17,030

Officials: D.J. Christensen, Donnie Eppley, Brian McNair

Milwaukee - 64

Record: 5-7

NO. Name	Min	FG	3P	FT	Rebounds	Fouls	TP	AS	TO	ST	Blocks	+/
5 C.J. Wilbur	F 10:04	0-2	0-0	0-0	0 0 0	2 0	0	0	2	0	0	-12
12 Amir Allen	F 05:16	0-1	0-0	0-0	1 0 1	2 0	0	0	0	0	0	-10
3 TeJon Lucas	G 34:14	4-10	2-5	0-1	1 3 4	1 6	10	4	2	1	0	-14
20 Darius Roy	G 35:06	7-13	3-5	8-10	0 4 4	2 6	25	0	2	0	0	-18
24 Josh Thomas	G 27:21	4-8	0-0	0-2	1 3 4	2 2	8	2	1	0	0	-18
4 Wil Sessoms	21:07	1-3	0-0	2-4	2 4 6	3 3	4	1	1	1	1	7
1 DeAndre Abram	23:08	4-8	1-2	0-0	0 4 4	4 1	9	2	1	0	1	6
13 Courtney Brown Jr.	22:26	2-4	2-3	0-0	0 2 2	2 0	6	0	1	0	0	-14
2 Harrison Henderson	08:44	0-2	0-0	2-2	1 0 1	3 1	2	0	1	0	0	-11
34 Tyler Behrendt	04:40	0-0	0-0	0-0	0 0 0	0 0	0	0	0	1	0	-8
22 Shae Mitchell	06:01	0-1	0-0	0-0	0 0 0	0 0	0	0	0	0	0	-2
10 Arturo Bingham	01:53	0-0	0-0	0-0	0 0 0	0 0	0	0	0	0	0	-3
Totals	22:52	8-17	12-19	6	21	27	22	19	64	9	11	3 2 4 -19

Technical Fouls: NONE

Shooting By Period	1st FG%	2nd FG%	3rd FG%	GM FG%	3PT%	FT%
1st FG%	16-23	55.2%				
2nd FG%	6-23	26.1%				
3rd FG%	1-6	16.7%				
GM FG%	22-52	42.3%				
3PT%	8-17	47.1%				
FT%	12-19	63.2%				

Dead Ball Rebounds: 2, 0

Wisconsin - 83

Record: 6-5

NO. Name	Min	FG	3P	FT	Rebounds	Fouls	TP	AS	TO	ST	Blocks	+/
2 Aleem Ford	F 22:21	2-3	2-2	1-2	0 4 4	0 1	7	2	0	2	0	18
35 Nate Reuvers	F 27:26	8-12	2-4	4-4	1 4 5	3 4	22	0	0	0	3	18
0 D'Mitrik Trice	G 31:25	11-14	5-6	4-6	1 4 5	2 7	31	3	1	0	0	21
23 Kobe King	G 20:42	0-3	0-0	0-0	2 1 3	2 1	0	1	1	0	0	12
34 Brad Davison	G 32:26	0-3	0-2	3-4	0 4 4	3 4	3	0	1	0	0	18
11 Micah Potter	12:34	3-6	0-1	6-6	0 5 5	0 3	12	0	3	1	1	1
12 Trevor Anderson	13:29	1-3	0-2	1-2	1 1 2	2 1	3	2	2	1	0	-7
5 Tyler Wahl	17:02	0-3	0-1	2-2	2 3 5	2 1	2	3	0	1	0	1
1 Brevin Pritzl	16:35	1-4	1-3	0-0	0 0 0	4 0	3	1	1	0	0	9
3 Walt McGrony	03:45	0-1	0-1	0-0	0 0 0	1 0	0	0	0	0	0	4
4 Carter Higinbottom	00:45	0-0	0-0	0-0	0 1 1	0 0	0	0	0	0	0	0
15 Courtland Cuevas	00:45	0-0	0-0	0-0	0 0 0	0 0	0	0	0	0	0	0
31 Michael Ballard	00:45	0-0	0-0	0-0	0 0 0	0 0	0	0	0	0	0	0
Totals	26:52	10-22	21-26	7	29	36	19	22	83	17	9	6 4 2 19

Technical Fouls: NONE

	MKE	UW
Biggest lead	4 (1st 8:42)	20 (2nd 7:54)
Best Scoring Run	10 (1st 15:12)	11 (2nd 9:28)
Lead Changes	14	
Times Tied	5	
Time with Lead	07:39	30:26

Points from	Turnovers	Period by Period Scoring
Turnovers	14 12	1st 2nd TOT
Paint	14 26	
Second Chance	5 5	MKE 41 23 64
Fast Breaks	6 5	UW 43 40 83
Bench	21 20	

NOTES: D'Mitrik Trice scored a career-high 31 points...Trice was first Badger to score 31 in a game since Ethan Happ last season vs. Purdue...Nate Reuvers matched his career high with 22 points.

GAME 10: RUTGERS 72, WISCONSIN 65

Dec. 11, 2019 • Piscataway, N.J. • Rutgers Athletic Center



Official Basketball Box Score - Final
Wisconsin at Rutgers
12/11/19 Rutgers Athletic Center, Piscataway
2019-20 Men's Basketball

Game Time: 7:00 PM
Game Duration: 2:01
Attendance: 6,361

Officials: Terry Wymer, Larry Scrotto, Eric Curry

Wisconsin - 65

Record: 55-1 (1-1)

NO. Name	Min	FG	3P	FT	Rebounds	Fouls	TP	AS	TO	ST	Blocks	+/
2 Aleem Ford	F 21:18	2-5	1-3	4-4	0 1 1	0 2	9	1	2	1	0	-11
35 Nate Reuvers	F 28:18	2-8	1-4	1-2	1 4 5	4 3	6	1	3	0	2	-2
0 D'Mitrik Trice	G 22:31	1-2	0-1	0-1	0 3 3	1 3	2	1	3	2	0	-10
23 Kobe King	G 32:37	7-12	0-2	4-6	0 3 3	4 4	18	3	1	1	0	-14
34 Brad Davison	G 30:10	3-7	2-4	1-2	0 5 5	3 2	9	0	0	1	0	-4
5 Tyler Wahl	13:58	2-4	0-1	0-0	2 1 3	3 3	4	1	1	0	1	-2
1 Brevin Pritzl	26:36	2-5	2-5	0-0	0 1 1	1 1	6	0	1	0	0	7
12 Trevor Anderson	24:32	4-5	2-3	1-1	0 0 1	1 1	11	2	3	0	0	-1
Totals	23:48	9-23	11-16	3	23	26	17	19	65	9	14	5 4 3 -7

Technical Fouls: NONE

Shooting By Period	1st FG%	2nd FG%	3rd FG%	GM FG%	3PT%	FT%
1st FG%	12-22	54.5%				
2nd FG%	5-11	45.5%				
3rd FG%	4-7	57.1%				
GM FG%	11-26	42.3%				
3PT%	3-12	25.0%				
FT%	7-9	77.8%				
GM FG%	25-48	47.9%				
3PT%	8-23	34.8%				
FT%	11-16	68.8%				

Dead Ball Rebounds: 1, 0

Rutgers - 72

Record: 73-1 (1-1)

NO. Name	Min	FG	3P	FT	Rebounds	Fouls	TP	AS	TO	ST	Blocks	+/
		CR	DR	OT	CR	DR	OT					
1 Akwasi Yeboah	F 26:17	3-6	1-2	2-2	2 6 8	5 2	9	1	1	2	0	4
15 Myles Johnson	C 18:12	5-5	0-0	2-3	3 4 7	4 5	12	0	3	0	0	16
0 Geo Baker	G 31:59	1-8	2-6	2-3	4 1 7	4 5	12	4	3	3	1	14
23 Montez Mathis	G 27:06	2-7	1-2	0-0	1 1 2	0 0	5	1	0	1	0	13
0 Ron Harper Jr.	G 29:16	2-8	1-4	1-1	1 6 7	1 1	6	2	1	2	1	10
13 Shaq Carter	16:51	1-2	0-0	0-0	2 2 4	1 1	2	2	1	0	0	9
4 Paul McCalvey	17:16	2-3	0-1	1-3	2 0 2	1 2	5	1	0	0	0	-2
22 Caleb McDouneell	17:11	3-6	0-1	0-1	0 3 3	2 2	7	0	0	0	0	-3
42 Jamar Smith	2:03	1-2	0-0	0-1	0 1 1	0 0	2	0	0	0	0	1
11 Mamadou McCoune	04:40	0-0	0-0	0-0	0 0 0	2 2	0	0	0	0	0	1
Team					3 3 6	0	0	0	0	0	0	0
Totals		29:63	5-19	9-13	14 26 40	19 17	72	10	11	8	3	4

GAME 13: WISCONSIN 65, RIDER 37 Dec. 31, 2019 • Madison, Wis. • Kohl Center



Official Basketball Box Score - Final
Rider at Wisconsin
12/31/19 Kohl Center, Madison
2019-20 Men's Basketball

Game Time: 6:03 PM
Game Duration: 1:51
Attendance: 16,016

Officials: Rob Riley, Steve McJunkins, Rob Kamen

Rider - 37													
Record: 7-4													
NO. Name	Min	FG M-A	3P M-A	FT M-A	Rebounds O R G	Fouls P F D	TP	AS	TO	ST	Blocks BS BA	+/-	
13 Frederick Scott	F 24:14	3-9	1-3	0-0	1 5 6	2 0 7	0	7	0	1	1	0	-22
14 Dimencio Vaughn	F 28:08	3-8	0-1	1-2	1 7 8	2 3 5	7	2	3	1	0	1	-14
20 Tyre Marshall	F 19:03	0-8	0-0	1-2	1 4 1	4 1 4	1	1	0	0	0	1	-15
11 Wily Nunez Jr.	G 21:16	2-3	1-2	0-0	0 1 1	1 0 5	0	1	0	0	0	0	-23
23 Stevie Jordan	G 29:13	3-13	0-3	0-0	0 4 4	2 3 6	6	1	3	2	0	1	-1
0 Christian Ings	19:49	1-4	0-0	0-0	0 2 2	1 0 2	1	1	1	1	0	0	-12
10 Ajiri Ogemuno-Johnson	13:03	0-1	0-0	2-2	0 1 1	3 1 2	0	0	2	0	0	0	-12
5 Tyrell Randall	18:07	1-6	0-4	0-0	0 0 0	1 0 0	2	0	2	1	0	1	-7
21 Tyrell Bladen	05:24	0-3	0-0	0-0	1 2 3	2 0 3	0	0	0	0	0	0	-3
22 Kimar Williams	12:24	2-5	0-0	1-1	0 0 0	0 3 5	1	0	0	1	0	0	-4
2 Allen Powell	07:13	0-1	0-1	0-0	0 1 0	0 1 0	0	0	0	0	0	0	-2
3 Khalil Turner	02:06	0-0	0-0	0-0	0 0 0	0 1 0	0	0	0	0	0	0	-3
Team					3 1 4		0		0				
Totals		15-61	2-14	5-7	8 28 36	16 14 37	5	12	10	1	7	-28	
Technical Fouls: NONE													

Shooting By Period			
1st FG%	5.30	16.7%	
3PT%	0-7	0.0%	
FT%	1-2	50%	
2nd FG%	10-31	32.3%	
3PT%	2-7	28.6%	
FT%	4-5	80%	
GM FG%	15-61	24.6%	
3PT%	2-14	14.3%	
FT%	5-7	71.4%	
Dead Ball Rebounds: 2			

Wisconsin - 65				Record: 8-5												
NO. Name	Min	FG M-A	3P M-A	FT P	Rebounds OR	TR	TOT	Fouls PF	DD	TP	AS	TO	ST	Blocks BS	B	+/-
2 Aleem Ford	F 21:28	5-9	4-6	0-0	1	4	5	2	0	14	2	2	1	0	1	16
35 Nate Reuvers	F 21:58	6-11	0-2	3-4	1	5	6	1	8	15	0	1	0	2	0	25
0 D'Mitric Trice	G 29:16	3-9	3-7	0-0	0	3	3	0	1	9	7	3	3	1	0	30
23 Kobe King	G 25:16	0-2	0-0	1-1	1	2	0	1	0	1	2	1	0	0	0	-10
34 Brad Davison	G 22:35	4-7	3-5	0-0	0	6	6	3	2	11	4	0	0	0	0	25
1 Brevin Pritzl	20:38	4-7	3-5	0-1	0	1	1	1	2	11	1	2	0	1	0	9
5 Tyler Wahl	15:55	0-0	0-0	0-0	0	3	3	4	0	0	1	2	0	0	0	13
11 Micah Potter	18:21	2-6	0-1	0-0	0	7	7	0	1	4	0	0	0	3	0	4
12 Trevor Anderson	13:33	0-2	0-2	0-0	0	2	2	1	0	0	2	2	0	0	0	4
3 Walt McGroarty	08:24	0-2	0-1	0-0	2	2	4	2	0	0	0	0	0	0	0	0
4 Carter Higginbottom	01:09	0-0	0-0	0-0	0	0	0	0	0	0	0	0	0	0	0	-1
15 Courtland Cuevas	01:09	0-0	0-0	1-2	0	0	0	0	1	1	1	0	0	0	0	-1
20 Samad Qawi	01:09	0-0	0-0	0-0	0	0	0	0	0	0	0	0	0	0	0	-1
31 Michael Ballard	01:09	0-0	0-0	0-0	0	0	0	0	0	0	0	0	0	0	0	-1
Team					0	4	4			0						
Totals		24-55	13-31	4-7	5	38	43	14	16	65	18	14	6	7	1	-28
Technical Fouls: NONE																

Shooting By Period			
1st FG%	8-24	33.3%	
3PT%	5-14	35.7%	
FT%	1-3	33.3%	
2nd FG%	16-31	51.6%	
3PT%	8-17	47.1%	
FT%	3-4	75%	
GM FG%	24-55	43.6%	
3PT%	13-31	41.9%	
FT%	4-7	57.1%	
Dead Ball Rebounds: 0			

Rider UW			
Biggest lead	2 (1st 19:08)	31 (2nd 3:39)	
Best Scoring Run	4 (2nd 0:50)	10 (1st 6:03)	
Lead Changes	5		
Times Tied	1		
Time with Lead	04:09	33:37	

Points from			
Turnovers	2	9	
Paint	20	20	
Second Chance	4	2	
Fast Breaks	4	2	
Bench	11	16	

Period by Period Scoring			
1st	11	26	37
2nd	22	43	65

NOTES: Wisconsin held Rider to 11 points in the first half, tied for the sixth-lowest total in school history and fewest allowed in a half since 2011... Rider finished the game with 37 points, the fewest allowed by UW since 2016... The Badgers improved to 7-0 at home this season and won their 10th-straight home game dating back to last season... UW has won 15 straight non-conference home games.

GAME 15: ILLINOIS 71, WISCONSIN 70 Jan. 8, 2020 • Madison, Wis. • Kohl Center



Official Basketball Box Score - Final
Illinois at Wisconsin
01/08/20 Kohl Center, Madison
2019-20 Men's Basketball

Game Time: 8:12 PM
Game Duration: 2:08
Attendance: 16,108

Officials: DJ Carstensen, Larry Scortto, Eric Cury

Illinois - 71		Record: 11-5 (3-2)													
NO. Name		Min	FG M-A	3P M-A	FT M-A	Rebounds OR 1R TOT	Fouls PF 1D	TP	AS	TO	ST	Blocks BS BA	+/-		
15 Giorgi Bezhanishvili	F	24:29	4-4	0-0	0-1	0 1	1 4 3	8	1	1	0	1	0	7	
21 Kofi Cockburn	C	24:20	6-9	0-0	3-6	1 5	6 4 4	15	0	1	0	1	0	4	
1 Trent Frazier	G	31:27	2-9	1-3	1-2	1 2	3 0 4	6	2	0	1	0	2	-3	
11 Ayio Dosunmu	G	37:12	7-15	2-3	2-2	1 4	5 2 2	18	6	1	0	0	2	1	
20 Da'Monte Williams	G	18:53	0-1	0-0	0-0	0 2	2 2 0	0	0	0	0	0	0	-6	
0 Alan Griffin		18:27	4-5	3-4	1-2	0 2	2 4 2	12	0	0	0	0	0	9	
2 Kipper Nichols		19:51	2-5	0-1	0-0	2 0	2 2 0	4	1	3	0	0	1	-7	
10 Andres Feliz		23:47	3-9	1-4	1-2	1 4	5 3 1	8	1	1	0	0	1	-2	
34 Jermaine Hamlin		01:34	0-0	0-0	0-0	0 0	0 1 0	0	0	0	0	0	0	-2	
Team						2 1 3		0	0	0					
Totals		28:57	7-16	8-15	8 21	29	22 16	71	11	7	1	2	6	1	

Shooting By Period			
1st FG%	12-31	38.7%	
3PT%	2-9	22.2%	
FT%	2-4	50%	
2nd FG%	16-26	61.5%	
3PT%	5-7	71.4%	
FT%	6-11	54.5%	
GM FG%	28-57	49.1%	
3PT%	7-16	43.8%	
FT%	8-15	53.3%	
Dead Ball Rebounds: 5			

Wisconsin - 70				Record: 9-6 (2-1)											
NO. Name	Min	FG M-A	3P M-A	FT M-A	Rebounds OR DR	Fouls PF	TP	AS	TO	ST	Blocks BS BA	+/-			
2 Aleem Ford	F 23:18	2-7	0-3	0-0	1 1	2	0	1	4	1	0	0	0	1	0
35 Nate Reuvers	F 25:09	3-9	0-2	1-2	1 4	5	4	2	7	0	1	1	2	1	2
0 D'Mitric Trice	G 33:13	2-10	0-1	3-4	0 3	3	3	3	7	4	1	0	0	0	-2
23 Kobe King	G 29:16	10-13	1-2	0-0	3 1	4	2	4	21	0	1	0	1	0	2
34 Brad Davison	G 30:43	1-3	1-2	4-5	1 2	3	4	3	7	0	0	0	0	0	5
11 Micah Potter	14:51	2-6	1-2	8-8	3 6	9	0	4	13	0	1	3	0	-3	0
1 Brevin Pritzl	20:34	1-2	1-2	4-4	0 2	2	1	3	7	0	1	1	0	0	-6
5 Tyler Wahl	16:08	2-3	0-1	0-0	0 2	2	2	0	4	0	1	0	0	0	-4
12 Trevor Anderson	06:47	0-0	0-0	0-0	0 1	1	0	2	0	0	1	0	0	0	1
Team					1 0	1	0		0		0				
Totals		23-53	4-15	20-23	10 22	32	16	22	70	5	8	3	6	2	-1

Shooting By Period			
1st FG%	12-24	50.0%	
3PT%	2-6	33.3%	
FT%	8-8	100%	
2nd FG%	11-29	37.9%	
3PT%	2-9	22.2%	
FT%	12-15	80%	
GM FG%	23-53	43.4%	
3PT%	4-15	26.7%	
FT%	20-23	87.0%	
Dead Ball Rebounds: 2			

ILL UW			
Biggest lead	4 (2nd 0:46)	7 (1st 3:57)	
Best Scoring Run	7 (2nd 3:22)	7 (1st 3:57)	
Lead Changes	13		
Times Tied	6		
Time with Lead	05:38	31:35	

Points from			
Turnovers	9	6	
Paint	30	22	
Second Chance	9	9	
Fast Breaks	13	2	
Bench	24	24	

Period by Period Scoring			
1st	2nd	TOT	
ILL	28	43	71
UW	34	36	70

GAME 14: WISCONSIN 61, #5 OHIO STATE 57 Jan. 3, 2020 • Columbus, Ohio • Value City Arena



Official Basketball Box Score - Final
Wisconsin at Ohio St.
01/04/20 Value City Arena, Columbus
2019-20 Men's Basketball

Game Time: 12:00 AM
Game Duration: 2:06
Attendance: 19,049

Officials: Terry Wymer, Terry Oglesby, Courtney Green

Wisconsin - 61															
Record: 9-5 (2-1)															
NO. Name	Min	FG M-A	3P M-A	FT M-A	Rebounds OR DR	Fouls PF	TP	AS	TO	ST	Blocks BS BA	+/-			
2 Aleem Ford	F 16:51	2-4	1-3	0-0	1 1	1	0	5	1	0	0	0	-8		
35 Nate Reuvers	F 27:23	3-12	1-4	10-12	4 5	9	3	7	17	1	2	0	0	-6	
0 D'Mitric Trice	G 31:15	2-10	0-4	2-2	0 3	3	1	6	2	1	0	0	0	-7	
23 Kobe King	G 22:33	6-7	1-1	0-0	0 0	0	0	13	0	1	0	0	0	-10	
34 Brad Davison	G 27:34	0-4	0-2	0-0	0 5	5	2	2	0	1	1	0	0	1	
11 Micah Potter	10:45	2-4	0-1	0-0	0 3	3	2	2	4	0	2	0	0	4	
1 Brevin Pritzi	28:38	3-8	2-5	1-2	1 2	3	1	9	0	0	1	0	0	14	
5 Tyler Wahl	25:01	2-5	0-1	0-0	5 2	7	2	4	2	1	3	0	0	18	
12 Trevor Anderson	10:00	1-2	1-2	0-0	0 1	1	0	3	1	0	0	0	0	14	
Team					2 2	2		0	2						
Totals		21-56	6-23	13-16	12 22	34	16	17	61	8	10	5	0	1	4

GAME 17: WISCONSIN 56, #17 MARYLAND 54

Jan. 14, 2019 • Madison, Wis. • Kohl Center



Official Basketball Box Score - Final
Maryland at Wisconsin
 01/14/20 Kohl Center, Madison
 2019-20 Men's Basketball

Game Time: 8:05 PM
 Game Duration: 2:20
 Attendance: 16,157

Officials: Terry Wymer, Lewis Garrison, Brian O'Connell

Maryland - 54

Record: 13-4 (3-3)

NO.	Name	Min	FG	3P	FT	Rebounds	Fouls	TP	AS	TO	ST	Blocks	BS	BA	+/-
24	Donta Scott	F 26:43	0-4	0-4	2-2	1	6	7	1	2	0	1	0	0	-12
25	Jalen Smith	F 34:29	7-11	2-3	2-5	5	4	9	1	4	18	0	1	0	-2
1	Anthony Cowan	G 38:05	6-14	2-5	2-2	0	3	3	1	4	16	3	1	0	1
5	Eric Ayala	G 28:56	1-4	0-3	0-0	1	1	2	1	1	2	2	2	0	-2
11	Darryl Morsell	G 17:05	1-5	0-1	0-0	0	4	4	3	1	2	0	4	0	-14
2	Aaron Wiggins	33:42	4-8	3-6	2-2	1	4	5	2	1	13	1	3	1	0
4	Ricky Lindo Jr.	06:47	0-0	0-0	1-2	2	1	3	0	1	1	1	1	0	-4
10	Semuel Smith Jr.	08:42	0-1	0-0	0-0	0	1	1	1	0	0	0	1	0	2
15	Chol Marial	05:31	0-0	0-0	0-0	0	1	1	2	0	0	0	1	0	0
Team			0 0 0 0 0 0 0 0 0 0 0 0 0 0												
Totals			19-47	7-22	9-13	10	25	35	14	13	54	7	14	2	-2

Shooting By Period		
1st FG%	9-25	36.0%
3PT%	4-12	33.3%
FT%	3-6	50%
2nd FG%	10-22	45.5%
3PT%	3-10	30.0%
FT%	6-7	85.7%
GM FG%	19-47	40.4%
3PT%	7-22	31.8%
FT%	9-13	69.2%
Dead Ball Rebounds: 1, 0		

Technical Fouls: NONE

Wisconsin - 56

Record: 11-6 (4-2)

NO.	Name	Min	FG	3P	FT	Rebounds	Fouls	TP	AS	TO	ST	Blocks	BS	BA	+/-
2	Aleem Ford	F 16:47	0-3	0-3	0-0	0	1	1	0	1	0	1	0	0	-4
35	Nate Reuvers	F 26:58	7-15	2-5	1-2	1	4	5	2	2	17	0	1	1	0
0	D'Mitrik Trice	G 26:02	0-5	0-3	0-0	0	2	2	0	0	8	1	1	0	-5
23	Kobe King	G 27:26	3-7	0-0	2-2	1	3	4	3	2	8	1	1	0	0
34	Brad Davison	G 35:35	5-9	2-5	2-2	0	3	3	1	3	14	1	2	1	0
5	Tyler Wahl	21:43	0-1	0-1	0-2	0	2	3	3	1	0	1	0	1	-7
11	Micah Potter	13:02	6-7	2-3	0-1	0	3	3	1	3	14	0	1	1	0
1	Brevin Pritzl	24:01	1-2	1-1	0-0	0	3	3	0	0	3	2	0	1	0
12	Trevor Anderson	08:26	0-0	0-0	0-0	0	0	0	1	0	1	0	0	0	-2
Team			0 1 1 0 0 1 0 1 0 1 0 0 0 0												
Totals			22-49	7-21	5-8	4	20	24	13	14	56	11	7	5	2

Shooting By Period		
1st FG%	13-28	46.4%
3PT%	4-10	40.0%
FT%	0-1	0%
2nd FG%	9-21	42.9%
3PT%	3-11	27.3%
FT%	5-7	71.4%
GM FG%	22-49	44.9%
3PT%	7-21	33.3%
FT%	5-8	62.5%
Dead Ball Rebounds: 1, 1		

Technical Fouls: NONE

UMD		UW	
Biggest lead	5 (2nd 9:17)	8 (1st 1:57)	
Best Scoring Run	8 (2nd 14:41)	9 (1st 15:09)	
Lead Changes	5		
Times Tied	2		
Time with Lead	15:18	22:34	

NOTES: Wisconsin scored its 3rd consecutive win over a ranked opponent (No. 5 Ohio State, No. 20 Penn State, No. 17 Maryland) for the first time since 2015-16... UW held an opponent under 60 points for the 7th time this season... UW turned the ball over just 7 times, its 3rd straight outing with single-digit turnovers...with 1 block, Reuvers moved into 5th place all-time in blocks at Wisconsin, with 121 for his career.

GAME 19: WISCONSIN 82, NEBRASKA 68

Jan. 21, 2019 • Madison, Wis. • Kohl Center



Official Basketball Box Score - Final
Nebraska at Wisconsin
 01/21/20 Kohl Center, Madison
 2019-20 Men's Basketball

Game Time: 8:01 PM
 Game Duration: 1:51
 Attendance: 16,856

Officials: Chris Beaver, Kelly Pfaff, Donnie Epley

Nebraska - 68

Record: 7-12 (2-6)

NO.	Name	Min	FG	3P	FT	Rebounds	Fouls	TP	AS	TO	ST	Blocks	BS	BA	+/-
24	Yvan Ouedraogo	F 19:41	0-2	0-0	3-4	5	3	8	1	2	3	2	2	0	-12
3	Cam Mack	G 36:42	5-15	2-7	2-3	0	7	7	1	2	14	6	3	0	-1
11	Dachon Burke	G 35:43	10-14	0-2	0-0	0	8	8	2	5	20	1	2	1	0
22	Haanif Cheatham	G 20:59	1-5	0-1	0-0	0	0	0	0	0	2	2	0	0	-22
34	Thorir Thorjarnsson	G 32:06	4-8	1-5	3-5	2	1	3	3	3	12	0	1	1	0
1	Kevin Cross	20:19	6-11	3-5	2-3	0	2	2	3	2	17	1	0	3	0
30	Charlie Easley	21:58	0-2	0-1	0-0	0	2	2	2	2	0	0	1	0	0
32	Jervay Green	11:45	0-3	0-1	0-0	0	2	2	1	0	0	0	1	1	0
0	Khalil Arop	00:47	0-0	0-0	0-0	1	0	1	0	0	0	0	0	1	0
Team			0 0 0 0 0 0 0 0 0 0 0 0 0 0												
Totals			26-60	6-22	10-15	8	25	33	13	16	68	12	10	6	-14

Shooting By Period		
1st FG%	15-27	55.6%
3PT%	4-9	44.4%
FT%	4-6	66.7%
2nd FG%	11-33	33.3%
3PT%	2-13	15.4%
FT%	6-9	66.7%
GM FG%	26-60	43.3%
3PT%	6-22	27.3%
FT%	10-15	66.7%
Dead Ball Rebounds: 1, 0		

Technical Fouls: NONE

Wisconsin - 82

Record: 12-7 (5-3)

NO.	Name	Min	FG	3P	FT	Rebounds	Fouls	TP	AS	TO	ST	Blocks	BS	BA	+/-
2	Aleem Ford	F 21:30	3-7	2-4	0-0	2	2	4	1	1	8	2	0	1	0
35	Nate Reuvers	F 18:43	4-8	1-2	2-2	1	3	4	4	3	11	1	1	0	0
0	D'Mitrik Trice	G 35:55	4-6	3-4	0-0	1	9	10	0	0	11	7	3	3	0
23	Kobe King	G 30:18	3-11	0-2	3-4	1	0	1	1	2	9	5	1	0	0
34	Brad Davison	G 28:50	5-11	4-9	0-0	0	6	6	4	2	14	1	0	1	0
5	Tyler Wahl	11:33	2-2	1-1	0-0	2	2	4	3	0	5	3	3	0	0
12	Trevor Anderson	13:41	1-2	1-2	0-0	0	0	0	0	2	3	3	0	0	-1
11	Micah Potter	13:23	3-3	2-2	1-2	1	4	5	1	1	9	1	0	0	0
1	Brevin Pritzl	22:12	4-11	4-8	0-0	0	3	3	0	2	12	0	2	0	1
3	Walt McGarity	00:47	0-0	0-0	0-0	0	0	0	0	0	0	0	0	0	-4
4	Carter Higginbottom	00:47	0-1	0-0	0-0	0	0	0	0	0	0	0	0	0	-4
15	Courtland Cuevas	00:47	0-0	0-0	0-0	0	0	0	0	0	0	0	0	0	-4
20	Samad Qawi	00:47	0-1	0-0	0-0	1	0	1	2	0	0	0	0	0	-4
31	Michael Ballard	00:47	0-0	0-0	0-0	0	0	0	0	0	0	0	0	0	-4
Team			1 2 0 0 0 0 0 0 0 0 0 0 0 0												
Totals			29-63	18-34	6-8	10	30	40	16	13	82	23	11	5	4

Technical Fouls: NONE

NEB		UW	
Biggest lead	4 (1st 17:38)	18 (2nd 1:04)	
Best Scoring Run	4 (1st 5:53)	10 (2nd 17:51)	
Lead Changes	5		
Times Tied	7	5	
Time with Lead	03:14	34:35	

NOTES: Greg Gard earned his 50th career Big Ten win, becoming the 52nd coach in history to reach the milestone...UW connected on a school record 18 three-pointers (by 8 different players), shooting a season-high 52.9% from 3-point range...Nate Reuvers moved into 4th place on UW's career blocks list...D'Mitrik Trice became the first Wisconsin guard to post at least 10 points, 10 rebounds and 5 assists in a game since Josh Gasser's triple-double on Jan. 23, 2011.

GAME 18: #15 MICHIGAN STATE 67, WISCONSIN 55

Jan. 17, 2020 • East Lansing, Mich. • Breslin Center



Official Basketball Box Score - Final
Wisconsin at Michigan St.
 01/18/20 Breslin Events Center, East Lansing
 2019-20 Men's Basketball

Game Time: 12:00 AM
 Game Duration: 1:56
 Attendance: 14,797

Officials: Courtney Green, Earl Walton, Keith Kintle

Wisconsin - 55

Record: 11-7 (4-3)

NO.	Name	Min	FG	3P	FT	Rebounds	Fouls	TP	AS	TO	ST	Blocks	BS	BA	+/-
2	Aleem Ford	F 05:48	0-1	0-1	0-0	1	1	2	1	0	0	1	0	0	-12
35	Nate Reuvers	F 28:46	7-15	3-6	2-3	1	6	7	3	4	19	0	0	1	2
0	D'Mitrik Trice	G 25:40	4-9	1-4	0-0	0	5	5	2	0	9	4	1	0	-13
23	Kobe King	G 32:15	4-11	0-1	2-2	0	0	0	0	1	10	1	2	1	0
34	Brad Davison	G 30:04	2-8	0-4	5-5	1	3	4	3	5	9	4	1	0	-5
5	Tyler Wahl	21:05	0-2	0-1	0-0	1	2	3	3	1	0	1	1	0	0
11	Micah Potter	19:55	2-7	0-1	0-0	2	3	5	1	4	0	3	1	0	-21
1	Brevin Pritzl	23:12	1-5	0-1	0-0	0	3	3	0	0	2	0	0	0	0
12	Trevor Anderson	13:15	1-1	0-0	0-1	0	0	0	0	1	2	0	1	0	-14
Team			3 0 3 0 0 0 0 0 0 0 0 0 0 0												
Totals			21-59	4-19	9-11	9	23	32	12	13	55	11	9	5	-2

Shooting By Period		
1st FG%	9-31	29.0%
3PT%	1-3	33.3%
FT%	1-3	33.3%
2nd FG%	12-28	42.9%
3PT%	3-10	30.0%
FT%	8-8	100%
GM FG%	21-59	35.6%
3PT%	4-19	21.1%
FT%	9-11	81.8%
Dead Ball Rebounds: 0, 0		

Technical Fouls: NONE

Michigan St. - 67

Record: 14-4 (6-1)

NO.	Name</
-----	--------

GAME 21: #18 IOWA 68, WISCONSIN 62

Jan. 27, 2019 • Iowa City, Iowa • Carver-Hawkeye Arena



Official Basketball Box Score - Final
Wisconsin at Iowa
01/27/2019 Carver-Hawkeye Arena, Iowa City
2019-20 Men's Basketball

Game Time: 7:31 PM
Game Duration: 2:09
Attendance: 12,566

Officials: Bo Borok, Larry Scritto, Brian Dorsey

Wisconsin - 62										Record: 12-9 (5-5)									
NO.	Name	Min	FG	3P	FT	Rebounds	Fouls	TP	AS	TO	ST	Blocks	+/	Shooting By Period					
			MA	MA	MA	OR	DR	TD				BS	BA	1 st FG%	2 nd FG%	3 rd FG%	4 th FG%		
2	Aleem Ford	F 19:07	2-8	1-3	1-2	1	1	2	3	2	6	0	1	0	0	1	-3		
5	Tyler Wahl	F 25:52	2-6	0-2	0-1	2	5	7	3	3	4	1	2	0	0	2	-2		
35	Nate Reuvers	F 28:33	6-15	0-2	1-3	0	3	3	4	2	13	0	0	0	2	1	-6		
0	D'Mitrik Trice	G 36:46	5-10	3-6	3-4	1	8	9	4	3	16	6	1	1	0	1	-5		
34	Brad Davison	G 33:03	2-8	2-7	0-0	1	4	5	2	6	1	2	0	0	0	0	-7		
11	Micah Potter	14:55	3-7	0-2	1-1	3	3	6	4	2	7	1	1	1	1	2	1		
1	Brevin Pritzl	31:33	3-8	2-6	0-0	0	4	4	3	0	8	2	1	0	0	0	-8		
12	Trevor Anderson	10:11	1-2	0-0	0-0	1	1	2	2	0	2	1	1	0	0	0	1		
Team						0	2	2	0	0	0	0							
Totals			24-64	8-28	6-11	9	31	40	28	14	62	12	9	2	4	7	-6		
Technical Fouls: Davison 2 nd 0:32																			
Dead Ball Rebounds: 3, 0																			

Technical Fouls: Davison 2nd 0:32

Iowa - 68			Record: 15-5 (6-3)																			
NO.	Name	Min	FG	3P	FT	Rebounds	Fouls	TP	AS	TO	ST	Blocks	+/	Shooting By Period								
			MA	MA	MA	OR	OT	FF	FO			BA		1 st FG%	11-31	35.5%						
55	Luka Garza	C 35:54	6-17	0-2	9-13	6	12	18	3	12	21	0	4	0	3	1	7					
1	Joe Toussaint	G 25:19	4-8	0-1	3-3	0	2	2	2	4	11	4	1	1	0	0	16					
5	CJ Fredrick	G 35:51	5-11	2-5	5-6	3	1	4	2	4	17	2	2	1	0	0	6					
10	Joe Wieskamp	G 34:45	1-2	1-5	3-4	1	9	10	0	4	12	1	0	0	0	1	2					
30	Connor McCaffery	G 30:32	0-4	0-4	0-4	1	5	6	2	3	2	1	0	0	0	0	2					
4	Bakari Evelyn	10:50	0-2	0-1	0-0	0	0	0	0	1	0	0	0	0	0	0	-3					
15	Ryan Kriener	20:07	1-5	0-2	2-2	0	1	1	4	1	4	0	1	0	0	2	-3					
35	Cordell Pemsli	04:42	0-1	0-0	0-0	0	1	1	1	0	0	0	0	0	1	0	-2					
Team						2	2	4	0	0	0	0										
Totals			20-60	3-20	25-32	13	33	46	15	27	68	10	9	2	7	4	6					
Dead Ball Rebounds: 3																						

Technical Fouls: Garza 2nd 0:02

	WS		IOWA		Points from		WS		IOWA		Period by Period Scoring			
Biggest lead	12 (2 nd 7:13)		7 (2 nd 0:14)		Turnovers	9		9			1st	2nd	TOT	
Best Scoring Run	7 (2 nd 13:39)		12 (2 nd 2:18)		Paint	20		28		WS	30	32	62	
Lead Changes	5				Second Chance	6		16			IOWA	30	38	68
Times Tied	7				Fast Breaks	4		25						
Time with Lead	22:24		14:09		Bench	17		4						

GAME 22: WISCONSIN 64, #14 MICHIGAN STATE 63

Feb. 1, 2020 • Madison, Wis. • Kohl Center



Official Basketball Box Score - Final
Wisconsin St. at Michigan St.
02/01/2020 Kohl Center, Madison
2019-20 Men's Basketball

Game Time: 12:12 PM
Game Duration: 1:58
Attendance: 17,287

Officials: Terry Wynn, Terry Oglesby, Courtney Green

Michigan St. - 63			Record: 16-6 (8-3)															
NO.	Name	Min	FG	3P	FT	Rebounds	Fouls	TP	AS	TO	ST	Blocks	+/-	Shooting By Period				
			M-A	M-A	M-A	OR	DR	TP	FO	TP	AS	TO		ST	BB	BA	BA	BA
11	Aaron Henry	F 35:49	2-6	1-3	0-0	0	3	3	1	0	5	3	3	0	0	1	5	1st FG% 11-33 33.3%
23	Xavier Tillman	F 35:56	3-15	1-4	0-0	3	11	14	2	1	7	5	2	2	1	1	2	3PT% 4-13 30.8%
25	Malik Hall	F 19:37	1-1	0-0	0-0	2	4	6	3	2	2	2	0	2	0	0	-5	FT% 1-2 50%
2	Rocket Watts	G 25:02	6-13	4-10	0-0	0	1	1	3	1	16	0	2	0	0	1	10	2nd FG% 14-30 46.7%
5	Cassius Winston	G 34:08	9-19	3-5	2-2	0	4	4	3	3	23	3	0	1	0	0	2	3PT% 6-12 50.0%
0	Kyle Ahrens	14:07	1-2	1-1	0-0	1	3	4	1	0	3	0	1	2	0	0	-6	FT% 2-4 50%
30	Marcus Bingham Jr.	11:07	0-1	0-1	1-2	1	1	1	2	1	1	0	0	0	0	0	-7	GM FG% 25-63 39.7%
3	Foster Loyer	08:20	2-3	0-1	0-0	0	0	0	0	0	4	0	2	1	0	0	-6	3PT% 10-25 40.0%
44	Cabe Brown	03:09	0-1	0-0	0-0	0	1	1	0	0	0	0	0	0	0	0	-3	FT% 3-4 75.0%
15	Thomas Kihler	09:24	1-1	0-0	0-0	0	0	0	0	1	0	2	1	0	0	0	-9	Dead Ball Rebounds: 1, 2
34	Julius Marble	03:21	0-1	0-0	0-0	1	0	1	0	1	0	0	0	0	0	0	-2	
Team						1	1	2	0	0	0	0						
Totals			25-63	10-25	3-4	8	29	37	16	9	63	14	12	5	3	4	-1	
Technical Fouls: NONE																		

Technical Fouls: NONE

Wisconsin - 64													Record: 13-9 (6-5)													
NO.	Name	Min	FG	3P	FT	Rebounds	Fouls	TP	AS	TO	ST	Blocks	+/	Shooting By Period												
			M-A	M-A	M-A	OR	DR	TR				B	BA		1st FG	1st FT	2nd FG	2nd FT	3rd FG	3rd FT	4th FG	4th FT	5th FG	5th FT		
2	Aleem Ford	F 34:13	5-6	2-2	1-1	0	4	4	2	3	13	0	2	2	0	0	0	9	9	9	9	9	9	9	9	
5	Tyler Wahl	F 21:24	1-7	0-3	0-0	0	4	4	3	2	2	2	2	1	2	-5	-5	-5	-5	-5	-5	-5	-5	-5	-5	
35	Nate Reuvers	F 26:42	5-9	2-3	3-3	0	3	3	2	3	15	0	2	1	2	0	-7	-7	-7	-7	-7	-7	-7	-7	-7	
0	D'Mitrik Trice	G 36:34	3-12	2-7	6-9	0	6	6	1	6	14	5	1	1	0	1	4	4	4	4	4	4	4	4	4	
1	Brevin Pritzl	G 39:29	4-11	2-7	0-0	1	6	7	1	1	0	0	1	0	0	0	-3	-3	-3	-3	-3	-3	-3	-3	-3	
11	Micah Potter	22:26	2-5	0-2	2-2	2	2	4	0	1	6	1	2	0	0	1	6	6	6	6	6	6	6	6	6	
12	Trevor Anderson	14:42	2-4	0-1	0-0	0	1	1	0	0	4	1	0	1	0	0	3	3	3	3	3	3	3	3	3	
3	Walt McGroary	02:30	0-0	0-0	0-0	0	0	0	0	0	0	1	0	0	0	0	-2	-2	-2	-2	-2	-2	-2	-2	-2	
Team						1	4	5	0	0	0	0	0													
Totals			22-54	8-25	12-15	4	30	34	9	16	64	10	10	8	4	3	1									
													Dead Ball Rebounds: 0-0													

Technical Fouls: NONE

	MSU		UW				Period by Period Scoring						
Biggest lead	2 (1 st 19:38)		19 (1 st 2:14)		Points from Turnovers	8	14						
Best Scoring Run	13 (2 nd 12:45)		8 (1 st 2:39)		Paint	18	20			1st	2nd	TOT	
Lead Changes	1				Second Chance	5	2			MSU	27	36	63
Times Tied	1				Fast Breaks	11	0			UW	43	21	64
Time with Lead	00:25	37:49			Bench	10	10						

NOTES: Wisconsin earned its first win over Michigan State since 2016 and snapped MSU's 8-game win streak in the series...Gard led the Badgers to his 17th win over AP Top 25 teams since taking over in 2015, improving to a 9-6 mark at the Kohl Center in such games.

GAME 23: MINNESOTA 70, WISCONSIN 52

Feb. 5, 2020 • Minneapolis, Minn. • Williams Arena



Official Basketball Box Score - Final
Wisconsin at Minnesota
02/05/2020 Williams Arena, Minneapolis
2019-20 Men's Basketball

Game Time: 2:00 AM
Game Duration: 1:57
Attendance: 11,389

GAME 25: WISCONSIN 81, NEBRASKA 64

Feb. 15, 2020 • Lincoln, Neb. • Pinnacle Bank Arena



Official Basketball Box Score - Final
Wisconsin at Nebraska
 02/15/20 Pinnacle Bank Arena, Lincoln
 Nebraska vs. Wisconsin

Game Time: 7:16 PM
 Game Duration: 1:54
 Attendance: 15,864

Officials: Terry Wymer, Steve McJunkins, Donnie Epley

Wisconsin - 81

Record: 15-10 (8-6)

NO.	Name	Min	FG M-A	3P M-A	FT M-A	Rebounds OR DR TOT	Fouls PF FD	TP	AS	TO	ST	Blocks BS BA	+/-
2	Aleem Ford	F 27:07	1-5	1-3	0-1	1 9 10	3 3	3	2	1	1	0 0	12
35	Nate Reuvers	F 16:11	6-10	1-1	0-0	0 3 3	4 1	13	1	1	0	2 0	11
00	D'Mitrik Trice	G 35:47	5-10	5-6	0-0	0 3 3	2 2	15	5	0	0	0 0	23
1	Brevin Pritzl	G 36:28	1-8	0-6	1-1	2 3 5	2 1	3	0	1	1	0 0	13
34	Brad Davison	G 34:27	11-17	8-11	0-0	1 4 5	2 1	30	4	1	0	0 0	15
5	Tyler Wahl	16:35	1-2	0-1	0-0	0 2 2	1 0	2	4	1	0	0 0	6
12	Trevor Anderson	11:54	0-3	0-2	0-0	1 2 3	0 0	0	2	2	0	0 1	0
11	Micah Potter	19:25	6-8	0-1	3-3	1 6 7	0 4	15	1	4	0	1 1	5
3	Walt McGroory	00:42	0-0	0-0	0-0	0 0 0	0 0	0	0	0	1	0 0	0
4	Carter Higginbottom	00:42	0-0	0-0	0-0	0 0 0	0 0	0	0	0	0	0 0	0
20	Samad Qawi	00:42	0-0	0-0	0-0	0 0 0	0 0	0	0	0	0	0 0	0
Team						0 1 1	0	0	0	0	0	0 0	
Totals			31-63	15-31	4-5	6 33 39	14 12	81	19	11	3	4 2	17

Technical Fouls: NONE

Shooting By Period			
1st FG%	15-33	45.5%	
3PT%	6-18	33.3%	
FT%	3-4	75%	
2nd FG%	16-30	53.3%	
3PT%	9-13	69.2%	
FT%	1-1	100%	
GM FG%	31-63	49.2%	
3PT%	15-31	48.4%	
FT%	4-5	80.0%	

Dead Ball Rebounds: 0.0

Nebraska - 64

Record: 7-18 (2-12)

NO.	Name	Min	FG M-A	3P M-A	FT M-A	Rebounds OR DR TOT	Fouls PF FD	TP	AS	TO	ST	Blocks BS BA	+/-
1	Kevin Cross	F 16:15	1-6	1-5	1-2	0 1 1	4 1	4	1	0	0	0 0	-16
3	Cam Mack	G 38:11	3-13	1-5	1-2	1 8 9	0 3	8	8	0	1	0 2	-12
22	Haanif Chesham	G 34:47	7-12	1-2	2-2	1 2 3	0 2	17	2	1	0	0 0	-25
23	Jervay Green	G 24:46	3-6	1-2	0-0	0 4 4	0 1	7	0	2	1	0 0	-19
34	Thorir Thorbjarnarson	G 28:49	3-9	2-6	0-0	0 3 3	2 0	8	2	3	2	0 0	-8
11	Dachon Burke	21:21	4-9	2-4	0-0	0 2 2	2 2	10	0	2	0	0 1	0
24	Yvan Ouedraogo	19:00	3-6	0-0	2-6	4 6 10	0 4	8	1	2	0	1 0	1
25	Matej Kavas	01:13	0-0	0-0	0-0	0 0 0	0 0	0	0	0	0	0 0	-3
30	Charlie Easley	12:11	1-4	0-1	0-0	1 0 1	2 0	2	1	0	2	1 1	-1
0	Akol Arop	05:27	0-0	0-0	0-0	1 0 1	2 1	0	0	0	1	0 0	-2
Team						2 1 3	0	0	0	0	0	0 0	
Totals			25-65	8-25	6-12	10 27 37	12 14	64	15	10	7	2 4	-17

Technical Fouls: NONE

Shooting By Period			
1st FG%	15-34	44.1%	
3PT%	5-15	33.3%	
FT%	3-5	60%	
2nd FG%	10-31	32.3%	
3PT%	3-10	30.0%	
FT%	3-7	42.9%	
GM FG%	25-65	38.5%	
3PT%	8-25	32.0%	
FT%	6-12	50.0%	

Dead Ball Rebounds: 3.0

	WIS	NEB
Biggest lead	18 (2 nd 5:16)	7 (1 st 8:51)
Best Scoring Run	16 (2 nd 12:34)	6 (1 st 9:30)
Lead Changes	13	
Times Tied	10	
Time with Lead	21:14	13:21

Game Notes: Actual Attendance 11,730 ♦

GAME 26: WISCONSIN 69, PURDUE 65

Feb. 18, 2020 • Madison, Wis. • Kohl Center



Official Basketball Box Score - Final
Purdue at Wisconsin
 02/18/20 Kohl Center, Madison
 2019-20 Men's Basketball

Game Time: 6:01 PM
 Game Duration: 2:02
 Attendance: 17,042

Officials: D.J. Carstensen, Orvis Beaver, Eric Curry

Purdue - 65

Record: 14-13 (7-9)

NO.	Name	Min	FG M-A	3P M-A	FT M-A	Rebounds OR DR TOT	Fouls PF FD	TP	AS	TO	ST	Blocks BS BA	+/-
12	Evan Boudreaux	F 23:12	1-5	0-2	0-0	1 4 5	1 1	2	2	0	1	0 0	-1
32	Matt Haarms	F 12:43	1-3	0-0	0-0	0 1 1	4 0	2	0	1	0	0 0	-7
2	Eric Hunter Jr.	G 17:25	1-4	0-2	0-0	0 0 0	4 1	2	1	2	1	0 0	-1
3	Jahaad Proctor	G 24:27	0-4	0-0	0-0	0 3 3	2 1	0	2	0	0	0 0	-10
20	Noel Eastern	G 30:32	6-12	0-0	2-3	3 3 6	3 4	14	4	2	1	0 0	8
11	Isaiah Thompson	20:19	3-7	3-5	0-0	1 1 2	1 0	9	0	0	0	0 1	-5
50	Trevion Williams	27:17	8-16	0-0	1-2	8 4 12	3 3	17	2	2	1	0 2	3
55	Sasha Stefanovic	27:17	3-7	3-6	2-2	1 2 3	4 2	11	2	2	1	0 0	-4
1	Aeron Wheeler	16:48	2-5	1-4	3-3	1 3 4	2 2	8	0	0	0	1 0	-3
Team						0 1 1	0	0	0	0	0	0 0	
Totals			25-63	7-19	8-10	15 22 37	24 14	65	13	9	5	1 3	-4

Technical Fouls: NONE

Shooting By Period			
1st FG%	10-32	31.3%	
3PT%	2-7	28.6%	
FT%	5-6	83.3%	
2nd FG%	15-31	48.4%	
3PT%	5-12	41.7%	
FT%	3-4	75%	
GM FG%	25-63	39.7%	
3PT%	7-19	36.8%	
FT%	8-10	80.0%	

Dead Ball Rebounds: 2.0

Wisconsin - 69

Record: 16-10 (9-6)

NO.	Name	Min	FG M-A	3P M-A	FT M-A	Rebounds OR DR TOT	Fouls PF FD	TP	AS	TO	ST	Blocks BS BA	+/-
2	Aleem Ford	F 33:10	7-11	5-8	0-0	3 4 7	1 2	19	1	1	0	0 0	3
35	Nate Reuvers	F 31:11	3-10	1-5	5-6	1 5 6	3 8	12	2	2	0	2 0	7
11	Micah Potter	C 16:13	0-3	0-1	0-0	1 1 2	2 0	0	0	1	0	1 0	4
0	D'Mitrik Trice	G 33:20	3-11	2-7	0-0	0 1 1	0 3	8	5	3	0	0 0	-1
34	Brad Davison	G 34:10	3-7	3-5	4-4	1 2 3	3 6	13	1	0	1	0 0	-1
1	Brevin Pritzl	33:33	2-6	1-5	8-8	2 4 6	1 4	13	1	1	2	0 0	0
5	Tyler Wahl	05:53	1-1	0-0	0-0	0 0 0	2 0	2	0	0	0	0 0	-2
12	Trevor Anderson	12:30	0-1	0-0	2-2	1 1 2	2 1	2	3	0	0	0 1	0
Team						1 2 3	0	1	0	0	0	0 0	
Totals			19-50	12-31	19-20	10 20 30	14 24	69	13	9	3	3 1	4

Technical Fouls: NONE

Shooting By Period			
1st FG%	10-26	38.5%	
3PT%	6-16	37.5%	
FT%	4-4	100%	
2nd FG%	9-24	37.5%	
3PT%	6-15	40.0%	
FT%	15-16	93.8%	
GM FG%	19-50	38.0%	
3PT%	12-31	38.7%	
FT%	19-20	95.0%	

Dead Ball Rebounds: 0.3

	Purdue	UW
Biggest lead	2 (1 st 1:48)	13 (2 nd 14:53)
Best Scoring Run	9 (1 st 1:48)	9 (2 nd 14:53)
Lead Changes	2	
Times Tied	1	
Time with Lead	00:16	35:54

Points from	Purdue	UW
Turnovers	14	11
Paint	34	12
Second Chance	19	12
Fast Breaks	11	7
Bench	45	17

Period by Period Scoring			
	1st	2nd	TOT
Purdue	27	38	65
UW	30	39	69

NOTES: Wisconsin went 19-for-20 at the free throw line, its highest percentage on at least 20 attempts from the charity stripe since going 19-for-20 vs. Kentucky in a national semifinal of the 2014 Final Four...UW's 95% FT effort marked its 2nd-best performance in Kohl Center history (96.2% [25-26] vs. Michigan State on Feb. 6, 2011)...Aleem Ford scored a career high 19 points, including a career best 5 triples...Brevin Pritzl scored 13 points, including a career high 8 free throws...UW improved to 9-0 this season when Pritzl scores in double figures.

SPECIAL STATISTICS

Updated Through February 18, 2020

Game (Wis/Opp)	Pts off T/O	Pts in Paint	2nd Chance Pts	Fast Break Pts	Bench Pts
11/5/19 vs. #20 Saint Mary's	14 / 16	28 / 20	6 / 14	0 / 8	2 / 4
11/8/19 vs. Eastern Illinois	17 / 15	28 / 20	13 / 16	3 / 7	10 / 13
11/13/19 vs. McNeese St.	30 / 2	32 / 26	8 / 2	14 / 7	12 / 14
11/17/19 vs. Marquette	19 / 5	24 / 10	14 / 3	9 / 7	20 / 19
11/21/19 vs. Green Bay	13 / 17	26 / 36	6 / 5	2 / 10	19 / 32
11/25/19 vs. Richmond	5 / 17	10 / 28	4 / 2	4 / 6	12 / 4
11/26/19 vs. New Mexico	5 / 10	18 / 34	5 / 13	9 / 12	8 / 16
12/4/19 vs. NC State	6 / 6	28 / 26	11 / 8	2 / 6	8 / 18
12/7/19 vs. Indiana	18 / 6	32 / 30	11 / 12	5 / 11	17 / 21
12/11/19 at Rutgers	10 / 22	28 / 42	5 / 23	10 / 18	21 / 18
12/21/19 vs. Milwaukee	12 / 14	26 / 14	5 / 5	5 / 6	20 / 21
12/28/19 at Tennessee	12 / 7	22 / 18	5 / 8	3 / 2	21 / 17
12/31/19 vs. Rider	9 / 2	20 / 20	2 / 4	2 / 4	16 / 11
1/3/20 at #5 Ohio State	16 / 6	22 / 24	8 / 9	5 / 5	20 / 2
1/8/20 vs. Illinois	6 / 9	22 / 30	9 / 9	2 / 13	24 / 24
1/11/20 at #20 Penn State	10 / 8	20 / 12	7 / 9	0 / 7	31 / 15
1/14/20 vs. #17 Maryland	12 / 8	20 / 22	2 / 9	4 / 0	17 / 14
1/17/20 at #15 Michigan St.	22 / 38	8 / 8	10 / 9	7 / 19	8 / 18
1/21/20 vs. Nebraska	9 / 19	16 / 36	12 / 10	5 / 7	29 / 17
1/24/20 at Purdue	12 / 15	20 / 28	2 / 19	7 / 5	22 / 30
1/27/20 at #18 Iowa	9 / 9	20 / 28	6 / 16	4 / 25	17 / 4
2/2/20 vs. #14 Michigan State	14 / 8	20 / 18	2 / 5	0 / 11	10 / 10
2/5/20 at Minnesota	1 / 8	22 / 24	12 / 9	0 / 12	11 / 2
2/9/20 vs. Ohio State	15 / 14	12 / 18	15 / 7	0 / 8	30 / 16
2/15/20 at Nebraska	26 / 34	11 / 7	2 / 4	0 / 6	17 / 20
2/18/20 vs. Purdue	11 / 14	12 / 34	12 / 19	7 / 11	17 / 45
RUNNING TOTAL	332 / 329	545 / 613	194 / 249	109 / 233	439 / 425
PER GAME AVERAGE	12.8 / 12.7	21.0 / 23.6	7.5 / 9.6	4.2 / 9.0	16.9 / 16.3

TEAM SUPERLATIVES

WISCONSIN

HIGH

LOW

• Points	88	GREEN BAY (11/22/19)	50	vs. New Mexico (11/26/19)
• First-Half Points	51	GREEN BAY (11/22/19)	15	at Purdue (1/24/20)
• Second-Half Points	46	McNEESE STATE (11/13/19)	20	at Minnesota (2/5/20)
• Field Goals Made	32	GREEN BAY (11/22/19)	17	vs. Richmond (11/25/19)
• Field Goal Attempts	67	at Minnesota (2/5/20)	46	at Purdue (1/24/20)
• Field Goal Percentage	.536 (30-56)	McNEESE STATE (11/13/19)	.284	at Minnesota (2/5/20)
• 3-Point Field Goals Made	18	NEBRASKA (1/21/20)	2	vs. New Mexico (11/26/19)
• 3-Point Field Goal Attempts	34	NEBRASKA (1/21/20)	15	ILLINOIS (1/8/20)
• 3-Point Field Goal Pct. (min. 10 att.)	.529 (18-34)	NEBRASKA (1/21/20)	.007 (2-26)	vs. New Mexico (11/26/19)
• Free Throws Made	21	MILWAUKEE (12/21/19)	4	3x; MR at Nebraska (2/15/20)
• Free Throw Attempts	26	MILWAUKEE (12/21/19)	7	RIDER (12/31/19)
• Free Throw Pct. (min. 12 att.)	.950 (19-20)	PURDUE (2/18/20)	.467 (7-15)	at NC State (12/4/19)
• Offensive Rebounds	15	at Minnesota (2/5/20)	2	at Purdue (1/24/20)
• Defensive Rebounds	38	RIDER (12/31/19)	14	at Purdue (1/24/20)
• Total Rebounds	45	at Minnesota (2/5/20)	16	at Purdue (1/24/20)
• Assists	24	GREEN BAY (11/22/19)	5	ILLINOIS (1/8/20)
• Blocked Shots	12	EASTERN ILLINOIS (11/8/19)	0	at Ohio State (1/3/20)
• Steals	10	McNEESE STATE (11/13/19)	1	2x; MR at Minnesota (2/5/20)
• Turnovers	15	vs. Richmond (11/25/19)	4	INDIANA (12/7/19)
• Fouls	28	at Iowa (1/27/20)	9	2x; MR MICHIGAN STATE (2/1/20)

OPPONENTS

HIGH

LOW

• Points	72	at Rutgers (12/11/19)	37	RIDER (12/31/19)
• First-Half Points	45	at Minnesota (2/5/20)	11	RIDER (12/31/19)
• Second-Half Points	43	ILLINOIS (1/8/20)	23	MILWAUKEE (12/21/19)
• Field Goals Made	29	2x; MR at Rutgers (12/11/19)	15	RIDER (12/31/19)
• Field Goal Attempts	65	at Nebraska (2/15/20)	45	McNEESE STATE (11/13/19)
• Field Goal Percentage	.491 (28-57)	ILLINOIS (1/8/20)	.246 (15-61)	RIDER (12/31/19)
• 3-Point Field Goals Made	10	MICHIGAN STATE (2/1/20)	2	RIDER (12/31/19)
• 3-Point Field Goal Attempts	25	2x; MR at Nebraska (2/15/20)	13	vs. New Mexico (11/26/19)
• 3-Point Field Goal Pct. (min. 10 att.)	.474 (9-19)	2x; MR at Purdue (1/24/20)	.143 (2-14)	RIDER (12/31/19)
• Free Throws Made	25	at Iowa (1/27/20)	3	2x; MR MICHIGAN STATE (2/1/20)
• Free Throw Attempts	32	at Iowa (1/27/20)	4	MICHIGAN STATE (2/1/20)
• Free Throw Pct. (min. 10 att.)	.938 (15-16)	OHIO STATE (2/9/20)	.500 (6-12)	at Nebraska (2/15/20)
• Offensive Rebounds	16	at Purdue (1/24/20)	3	GREEN BAY (11/22/19)
• Defensive Rebounds	36	at Minnesota (2/5/20)	18	INDIANA (12/7/19)
• Total Rebounds	46	2x; MR at Minnesota (2/5/20)	24	McNEESE STATE (11/13/19)
• Assists	20	at Michigan State (1/17/20)	5	RIDER (12/31/19)
• Blocked Shots	6	at NC State (12/4/19)	0	MARYLAND (1/14/20)
• Steals	10	RIDER (12/31/19)	1	ILLINOIS (1/8/20)
• Turnovers	18	McNEESE STATE (11/13/19)	5	at Minnesota (2/5/20)
• Fouls	24	PURDUE (2/18/20)	10	2x; MR at Purdue (1/24/20)

MISCELLANEOUS

HIGH

SECOND-HIGHEST

• UW's Largest Deficit Overcome in Win	8 (10-2, 15:39 1H) McNEESE STATE (11/13/19)	7 (2x) MR (24-17, 8:51 1H) at Nebraska (2/15/20)
• UW's Largest Deficit Overcome in Win (2nd Half/OT)	7 (38-31, 16:58 2H) at Ohio State (1/3/20)	4 (43-39, 10:43 2H) MARYLAND (1/14/20)
• UW's Largest Lead Surrendered in Loss	12 (57-45, 7:13 2H) at Iowa (1/27/20)	8 (17-9, 7:38 1H) vs. Saint Mary's (11/5/19)
• UW's Largest Lead Surrendered in Loss (2nd Half/OT)	12 (57-45, 7:13 2H) at Iowa (1/27/20)	7 (63-56, 4:50 2H) ILLINOIS (1/8/20)
• UW's Largest Halftime Lead	22 GREEN BAY (11/22/19)	20 INDIANA (12/7/19)
• UW's Largest Halftime Deficit	18 at Purdue (1/24/20)	15 at Michigan State (1/17/20)
• UW's Largest Lead	31 (2x); MR (64-33, 3:39 2H) RIDER (12/31/19)	28 (57-29, 9:08 2H) at Tennessee (12/28/19)
• UW's Largest Deficit	28 (45-17, 16:14 2H) at Purdue (1/24/20)	25 (67-42, 5:46 2H) at Michigan State (1/17/20)

INDIVIDUAL SUPERLATIVES

WISCONSIN

HIGH

SECOND-HIGHEST

• Points	31	D'Mitrik Trice (MILWAUKEE - 12/21/19)	30	Brad Davison (at Nebraska - 2/15/20)
• Field Goals Made	11	2x; MR Brad Davison (at Nebraska - 2/15/20)	10	2x; MR Kobe King (ILLINOIS - 1/8/20)
• Field Goal Attempts	18	2x; MR Nate Reuvers (at Minnesota - 2/5/20)	17	Brad Davison (at Nebraska - 2/15/20)
• Field Goal Pct. (min. 5 made)	.875 (7-8)	Brad Davison (McNEESE STATE - 11/13/19)	.857 (6-7)	2x; MR Micah Potter (MARYLAND - 1/14/20)
• 3-Point Field Goals Made	8	Brad Davison (at Nebraska - 2/15/20)	5	4x; MR Aleem Ford (PURDUE - 2/18/20)
• 3-Point Field Goal Attempts	11	Brad Davison (at Nebraska - 2/15/20)	9	2x; MR D'Mitrik Trice (at Minnesota - 2/5/20)
• 3-Point FG Pct. (min. 4 made)	.833 (5-6)	3x; MR D'Mitrik Trice (at Nebraska - 2/15/20)	.727 (8-11)	Brad Davison (at Nebraska - 2/15/20)
• Free Throws Made	10	Nate Reuvers (at Ohio State - 1/3/20)	8	3x; MR Brevin Pritzl (PURDUE - 2/18/20)
• Free Throw Attempts	12	Nate Reuvers (at Ohio State - 1/3/20)	10	Kobe King (EASTERN ILLINOIS - 11/8/19)
• Free Throw Pct. (min. 8 made)	1.000 (8-8)	3x; MR Brevin Pritzl (PURDUE - 2/18/20)	.833 (10-12)	Nate Reuvers (at Ohio State - 1/3/20)
• Offensive Rebounds	6	Brevin Pritzl (MARQUETTE - 11/17/19)	5	3x; MR Micah Potter (at Minnesota - 2/5/20)
• Total Rebounds	15	Micah Potter (at Minnesota - 2/5/20)	14	Nate Reuvers (EASTERN ILLINOIS - 11/8/19)
• Assists	8	D'Mitrik Trice (OHIO STATE - 2/9/20)	7	3x; MR D'Mitrik Trice (Nebraska - 1/21/20)
• Blocked Shots	9	Nate Reuvers (EASTERN ILLINOIS - 11/8/19)	4	2x; Nate Reuvers (Nebraska - 1/21/20)
• Steals	4	Brad Davison (McNEESE STATE - 11/13/19)	3	6x; MR D'Mitrik Trice (Nebraska - 1/21/20)
• Turnovers	5	2x; MR Nate Reuvers (vs. New Mexico - 11/26/19)	4	5x; MR Micah Potter (at Nebraska - 2/15/20)
• Fouls	5	5x; MR Nate Reuvers (OHIO STATE - 2/9/20)	4	23x; MR Nate Reuvers (at Nebraska - 2/15/20)

OPPONENTS

HIGH

SECOND-HIGHEST

• Points	26	Jordan Ford (vs. Saint Mary's - 11/5/19)	25	Darius Roy (MILWAUKEE - 12/21/19)
• Field Goals Made	11	Jordan Ford (vs. Saint Mary's - 11/5/19)	10	Dachon Burke (Nebraska - 1/21/20)
• Field Goal Attempts	24	Jordan Ford (vs. Saint Mary's - 11/5/19)	21	Markus Howard (MARQUETTE - 11/17/19)
• Field Goal Pct. (min. 5 made)	1.000 (5-5)	2x; MR Gabe Brown (at Michigan St. - 1/17/20)	.800 (8-10)	Amari Davis (GREEN BAY - 11/21/19)
• 3-Point Field Goals Made	5	Payton Willis (at Minnesota - 2/5/20)	4	5x; MR Rocket Watts (MICHIGAN STATE - 2/1/20)
• 3-Point Field Goal Attempts	10	2x; MR Rocket Watts (MICHIGAN STATE - 2/1/20)	9	Blake Francis (vs. Richmond - 11/25/19)
• 3-Point FG Pct. (min. 3 made)	1.000 (4-4)	Koby McEwen (MARQUETTE - 11/17/19)	.750 (3-4)	2x; MR Alan Griffin (ILLINOIS - 1/8/20)
• Free Throws Made	9	Luke Garza (at Iowa - 1/27/20)	8	3x; MR Darius Roy (MILWAUKEE - 12/21/19)
• Free Throw Attempts	13	Luke Garza (at Iowa - 1/27/20)	10	2x; MR Darius Roy (MILWAUKEE - 12/21/19)
• Free Throw Pct. (min. 8 made)	1.000 (8-8)	Aljami Durham (INDIANA - 12/7/19)	.800 (8-10)	Darius Roy (MILWAUKEE - 12/21/19)
• Offensive Rebounds	8	Trevion Williams (PURDUE - 2/18/20)	7	Evan Boudreaux (at Purdue - 1/24/20)
• Total Rebounds	18	Luke Garza (at Iowa - 1/27/20)	14	2x; MR Daniel Oturu (at Minnesota - 2/5/20)
• Assists	10	Marcus Carr (at Minnesota - 2/5/20)	8	Cam Mack (at Nebraska - 2/15/20)
• Blocked Shots	4	Daniel Oturu (at Minnesota - 2/5/20)	3	3x; MR Luke Garza (at Iowa - 1/27/20)
• Steals	3	5x; MR Luther Muhammad (OHIO STATE - 2/9/20)	2	18x; MR Two Huskers (at Nebraska - 2/15/20)
• Turnovers	6	A.J. Lawson (McNEESE STATE - 11/13/19)	5	Cassius Winston (at Michigan St. - 1/17/20)
• Fouls	5	6x; MR Daniel Oturu (at Minnesota - 2/5/20)	4	28x; MR Three Boilermakers (PURDUE - 2/18/20)

THE LAST TIME WISCONSIN...

Wisconsin Team

UW ranked No. 1 in AP Top 25: Feb. 21, 2007
UW ranked in AP Top 25: No. 19 (3/11/19)
UW ranked in USA Today Coaches Poll: No. 19 (3/11/19)
Played AP No. 1-ranked opponent: Win vs. Villanova, 65-62 (3/18/17)
Defeated AP No. 1-ranked opponent: Villanova, 65-62 (3/18/17)
Played AP No. 2-ranked opponent: Win vs. Michigan, 64-54 (1/19/19)
Defeated opponent ranked 3-10 by AP: No. 5 Ohio State, 61-57 (1/3/20)
Defeated opponent ranked 11-25 by AP: No. 14 Michigan State, 64-63 (2/1/20)
Defeated AP Top 25 opponent on the road: No. 20 Penn State, 58-49 (1/11/20)

Scoring

Scored 20 or more points: 30, Brad Davison at Nebraska (2/15/20)
Scored 30 or more points: 30, Brad Davison at Nebraska (2/15/20)
Scored 40 or more points: 43, Frank Kaminsky vs. North Dakota (11/19/13)
Two or more Badgers scored 30 points, same game: Joe Franklin (31) and Chuck Nagle (30) vs. Purdue (3/2/68) — only other time this happened in school history was Jack Brens (31) and Ken Siebel (31) vs. Utah (12/28/62)
Two or more Badgers scored 20 points, same game: D'Mitrik Trice and Nate Reuvers (22) vs. Milwaukee (12/21/19)
Three or more Badgers scored 20 points, same game: Jon Leuer (24), Josh Gasser (21), Jordan Taylor (20), vs. PVAMU (11/14/10)
Scored 20 points in one half: Brad Davison (23 in 2nd) vs. Michigan State (2/25/18)
Scored 20 points/two straight games: D'Mitrik Trice (31 vs. Milwaukee, 12/21/19; 21 at Tennessee, 12/28/19)
Scored 20 points/three straight games: Ethan Happ (21 vs. Purdue, 2/15/18; 29 vs. Michigan, 2/11/18; 27 at Illinois, 2/8/18)
Scored 20 points/four straight games: Jordan Taylor (28 vs. Indiana, 1/20/11; 22 vs. Illinois, 1/15/11; 21 at Michigan State, 1/11/11; 20 vs. Michigan, 1/5/11)
Scored 30 points/two straight games: Michael Finley (30 at Michigan, 1/29/94; 32 vs. Michigan State, 2/2/94)
No Badger scored in double figures: vs. Marquette (12/8/12)
One Badger scored in double figures: 15, Ethan Happ at Purdue (1/16/18)
Four players scored in double figures: Aleem Ford (19), Brad Davison (13), Brevin Pritzl (13) and Nate Reuvers (12) vs. Purdue (2/18/20)
Five players scored in double figures: Reuvers (19), Davison (15), Ford (12), King (12), Trice (11), Pritzl (10) vs. Green Bay (11/21/19)
Six players scored in double figures: Reuvers (19), Davison (15), Ford (12), King (12), Trice (11), Pritzl (10) vs. Green Bay (11/21/19)
UW Scored 70 or more points: 81 at Nebraska (2/15/20)
UW Scored 80 or more points: 81 at Nebraska (2/15/20)
UW Scored 90 or more points: 101 vs. Savannah State (12/13/18)
UW Scored 100 or more points: 101 vs. Savannah State (12/13/18)

Field Goal Shooting

Shot 90 percent or better (min. 10 att.): .900 (9-10), Carlton McGee vs. Michigan (2/26/92)
UW shot 50 percent or better: .500, vs. Milwaukee (12/21/19)
UW shot 60 percent or better: .603, vs. Houston Baptist (11/17/18)
UW shot 70 percent or better: .744, vs. Army (12/30/79)
UW made 30 or more field goals: 31, at Nebraska (2/15/20)
UW made 40 or more field goals: 42, vs. Iowa (3/9/94)
UW made 50 or more field goals: Has not happened
UW attempted 60 or more field goals: 63, at Nebraska (2/15/20)
UW attempted 70 or more field goals: 73, vs. Ohio State (1/12/17)
UW attempted 80 or more field goals: 83, vs. Northwestern (1/28/95)
UW attempted 100 or more field goals: 102, vs. South Dakota (12/9/72)

3-Point Field Goal Shooting

Made 5 or more 3-point field goals: Aleem Ford (5) vs. Purdue (2/18/20)
UW shot 40 percent or better (min. 8 att.): .484, at Nebraska (2/15/20)
UW shot 50 percent or better (min. 8 att.): .529, vs. Nebraska (1/21/20)
UW shot 60 percent or better (min. 8 att.): .636, vs. Oklahoma (11/22/18)
UW shot 70 percent or better (min. 8 att.): .727, at Indiana (2/25/10)
UW shot 80 percent or better (min. 8 att.): .889, vs. North Dakota St. (12/10/86)
UW shot 90 percent or better (min. 8 att.): .900, at Illinois (1/25/97)
UW made 10 or more 3-point field goals: 12, vs. Purdue (2/18/20)
UW made 15 or more 3-point field goals: 15, at Nebraska (2/15/20)
UW attempted 30 or more 3-point field goals: 31, vs. Purdue (2/18/20)
UW attempted 40 or more 3-point field goals: 40, vs. Temple (12/3/01)

Double-Double / Triple-Double

Had a triple-double: Ethan Happ (13 pts, 12 reb, 11 ast) vs. Northwestern (1/26/19)
Had a double-double (Pts/Reb): Micah Potter (11 pts, 15 reb) at Minnesota (2/5/20)
Had a double-double (Pts/Ast): Ethan Happ (10 p, 11 r, 12a) vs. Coppin St. (11/6/18)
Had a double-double (Ast/Reb): Ethan Happ (10p, 11r, 12a) vs. Coppin St. (11/6/18)
Had a double-double in consecutive games: Happ & Iverson, Two Straight (3/7 - 3/10)
Two with double-double: Potter (24 p, 13 r) & Davison (11 p, 13 r) at Penn State (1/11/20)

Free Throw Shooting

Perfect at the FT line (min. 10 att.): 10-10, Brad Davison vs. Illinois (1/19/18)
UW shot 80 percent or better (min. 12 att.): .833, vs. Ohio State (2/9/20)
UW shot 90 percent or better (min. 12 att.): .950, vs. Purdue (2/18/20)
UW shot 100 percent (min. 12 att.): 14-14, at Michigan State (2/16/12)
UW made 20 or more free throws: 20, vs. Illinois (1/8/20)
UW made 30 or more free throws: 30, vs. Minnesota (2/13/14)
UW made 40 or more free throws: 40, vs. Minnesota (1/12/53)
UW attempted 30 or more free throws: 31, vs. Nebraska (1/29/18)
UW attempted 40 or more free throws: 42, at Illinois (2/3/13)
UW attempted 50 or more free throws: 50, at Indiana (2/12/62)
UW attempted 60 or more free throws: 61, at Michigan (2/21/53)

Rebounds

Had 10+ rebounds: 10, Aleem Ford at Nebraska (2/15/20)
Had 15+ rebounds: 15, Micah Potter at Minnesota (2/5/20)
Had 20+ rebounds: 25, Joe Chrnelich vs. St. Mary's (12/2/76)
Had 30+ rebounds: 30, Paul Morrow vs. Purdue (1/3/53)
Had 10+ reb. in consecutive games: Happ & Iverson, Two Straight (3/7 - 3/10)
UW had 40+ rebounds: 45, at Minnesota (2/5/20)
UW had 50+ rebounds: 53, vs. Florida A&M (12/23/16)

Assists

Had 10 or more assists: 11, Ethan Happ vs. Northwestern (1/26/19)
Had 15 or more assists: Has not happened
UW had 20 or more assists: 24, vs. Green Bay (11/21/19)
UW had 30 or more assists: 30, vs. Iowa (3/9/94)

Blocked Shots

Had 5 or more blocked shots: 9, Nate Reuvers vs. Eastern Illinois (11/8/19)
Had 10 or more blocked shots: Has not happened
UW had 10 or more blocked shots: 12, vs. Eastern Illinois (11/8/19)
UW had 15 or more blocked shots: Has not happened

Steals

Had 5 or more steals: 5, Ethan Happ vs. Maryland (2/19/17)
Had 10 or more steals: 10, Mike Kelley vs. Texas (12/7/99)
UW had 10 or more steals: 10, vs. McNeese State (11/13/19)
UW had 15 or more steals: 16, (2x) MR vs. California (12/2/12)

Turnovers

UW had 1 or fewer turnovers: 1, vs. Iowa (1/20/15)
UW had 5 or fewer turnovers: 5, vs. Penn State (3/2/19)
Opponent committed 15 or more turnovers: 17, at Tennessee (12/28/19)
Opponent committed 20 or more turnovers: 22, at Nebraska (2/9/17)

Overtime

Won a game in overtime: at Ohio State (73-67), 3/10/19
Lost a game in overtime: vs. Saint Mary's (65-63), 11/5/19
Played a 2-overtime game: at Indiana (75-73), 2/26/19
Played a 3-overtime game: vs. Indiana (85-86), 2/16/87
Played in consecutive OT games: (3) vs. Iowa (2/6/13), vs. Mich. (2/9/13), at Minn. (2/14/13)

Miscellaneous

Hit a buzzer beater: vs. Xavier, 3/20/16 (Bronson Koenig hits 3PT in corner, UW 66-63)
Won after trailing by at least 10 pts in second half: 12 vs. NC State, 11/27/18 (down 41-29, 19:01 remaining - won 79-75)
Won after trailing by at least 15 pts in second half: 15 vs. Ohio State, 2/12/11 (down 47-32, 13:21 remaining - won 71-67)
UW scored 10 straight points or more: 10-0 (17:51 2H) vs. Nebraska (1/21/20)
UW scored 15 straight points or more: 15-0 (8:56 - 4:01 2H) vs. Eastern Illinois (11/8/19)
UW held opp. scoreless 5:00 or longer: 8:36 (20:00 - 12:24 1H) at Penn State (1/11/20)
UW held opp. scoreless for 8:00 or longer: 8:36 (20:00 - 12:24 1H) at Penn State (1/11/20)