

WISCONSIN BASKETBALL

24 NCAA TOURNAMENT APPEARANCES ■ 4 FINAL FOURS ■ 18 BIG TEN CHAMPIONSHIPS ■ 21 CONSENSUS ALL-AMERICANS

WISCONSIN BADGERS

15-10, 8-6 BIG TEN



Rankings (AP/Coaches): --/--
Head Coach: Greg Gard
Record at Wisconsin: 95-57 (5th)
Overall Record: 95-57 (5th)

VS

PURDUE BOILERMAKERS

14-12, 7-8 BIG TEN



Rankings (AP/Coaches): --/--
Head Coach: Matt Painter
Record at Purdue: 335-171 (15th)
Overall Record: 360-176 (16th)

TUESDAY, FEB. 18 ■ 6 P.M. (CT) ■ MADISON, WIS. ■ KOHL CENTER (17,287) ■ ESPN

BADGERS LOOK TO RETURN FAVOR IN REMATCH WITH PURDUE

- Winners in 3 of its last 4, including a victory over #14 Michigan State, Wisconsin looks to split the regular season series with Purdue when it hosts the Boilermakers on Tuesday at 6 p.m. on ESPN.
- The Badgers hold a 50-38 advantage in games played in Madison. Wisconsin is 12-5 against the Boilermakers at the Kohl Center.
- Up next, the Badgers host Rutgers on Sunday for a noon tip on BTN.



Wisconsin has accumulated a Big-Ten best 7 Quadrant 1 wins. Only 4 teams in the nation have more Quad 1 wins than UW.

In fact, the Badgers have 5 wins over teams in the top 25 of the NET rankings, the most of any team in the nation.

FAST BREAK FACTS

- Wisconsin ranks No. 31 in the NET Rankings (through games Feb. 16), which also lists UW as facing the NCAA's 16th-toughest schedule.
 - UW is also No. 28 according to KenPom.com.
- UW has tallied a Big-Ten best 7 Quadrant 1 wins. Only 4 teams in the NCAA have more.
 - In fact, the Badgers have 5 wins over teams in the top 25 of the NET Rankings, the most of any team in the nation (more on page 2).
- **Brad Davison** matched a career high 30 points at Nebraska on Saturday, while also tying UW's single-game school record with 8 made 3FGs.
 - With 978 career points, the junior guard is now just 22 points away from becoming the 43rd Badger to reach the 1,000-point milestone.
- **Nate Reuvers** is tied for 13th in the Big Ten in scoring (13.6 ppg), while also tied for 4th in the B1G in blocks (2.1 bpg).
 - He's trying to become the 4th Badger to average at least 2.0 blocks in a season and first since 2013 (more on page 2).
- Wisconsin leads the Big Ten averaging just 9.2 turnovers per game in conference play. In fact, no other Big Ten team is averaging less than 10 turnovers per game in league play.
- **D'Mitrik Trice** is T5th in the B1G maintaining a 2.2 assist-to-turnover ratio (more on page 4).
- The Badgers are allowing just 61.8 points per game, which ranks 3rd in the Big Ten and 15th in the NCAA in Ken Pomeroy's Adjusted Defensive Efficiency (90.6 pts/100 possessions).
 - UW has led the B1G in Scoring D 12 of the last 18 seasons (3 of 5 under Gard) (more on page 6).
- In his 5th season at the helm, **Greg Gard** has led Wisconsin to a mark of 95-57 (.625) overall, 3rd-highest win percentage in program history.
 - Gard's .602 B1G win% ranks 9th among Big Ten coaches of the last 40 years (more on page 2).
- Gard has led UW to the NCAA tournament in 3 of his first 4 seasons as head coach, making him 1 of only 10 active coaches to do so.
- Wisconsin is 1 of just 5 teams to participate in 20 of the last 21 NCAA tournaments, joined by Duke, Kansas, Michigan State & Gonzaga.

WISCONSIN'S POTENTIAL STARTERS

No.	Name	Pos.	Yr.	Pts.	Reb.	Ast.	FG%	3FG%	FT%
0	D'MITRIK TRICE	G	Jr.	9.8	4.3	3.9	.384	.369	.773
Last 5 games, has dished 30 assists to just 7 turnovers (6.0 ast per game), plus 12.6 pts and 5.2 reb per game									
2	ALEEM FORD	F	R-Jr.	7.9	4.0	1.2	.420	.330	.703
Double-figure scoring in 10 games this season (UW 8-2 in those games), including 11pts, 9reb vs. Ohio State									
11	MICAH POTTER	F	R-Jr.	9.5	6.1	0.4	.525	.414	.931
Made first career start at Wisconsin vs. Ohio State (9pts, 5reb); .462 3FG (4th) and .526 FG (8th) in B1G play									
34	BRAD DAVISON	G	Jr.	9.3	4.3	1.8	.391	.337	.896
87 starts in 91 games played; scored 30 pts and tied single-game school record w/ 8 3FGs at Nebraska (2/15)									
35	NATE REUVERS	F	Jr.	13.6	4.8	0.5	.462	.338	.759
Wisconsin's leading scorer tied for 13th in Big Ten in scoring, ranks 6th in FG% and T-4th in blocks (2.1 bpg)									

2019-20 SCHEDULE

Nov. 5	vs. #20 Saint Mary's [^]	L, 63-65 ot
Nov. 8	EASTERN ILLINOIS	W, 65-52
Nov. 13	MCNEESE STATE	W, 83-63
Nov. 17	MARQUETTE	W, 77-61
Nov. 21	GREEN BAY	W, 88-70

LEGENDS CLASSIC - BROOKLYN, NY

Nov. 25	vs. Richmond*	L, 52-62
Nov. 26	vs. New Mexico*	L, 50-59

Dec. 4	at NC State	L, 54-69
Dec. 7	INDIANA	W, 84-64
Dec. 11	at Rutgers	L, 65-72
Dec. 21	MILWAUKEE	W, 83-64
Dec. 28	at Tennessee	W, 68-48
Dec. 31	RIDER	W, 65-37
Jan. 3	at #5 Ohio State	W, 61-57
Jan. 8	ILLINOIS	L, 70-71
Jan. 11	at #20 Penn State	W, 58-49
Jan. 14	#17 MARYLAND	W, 56-54
Jan. 17	at #15 Michigan State	L, 55-67
Jan. 21	NEBRASKA	W, 82-68
Jan. 24	at Purdue	L, 51-70
Jan. 27	at #19 Iowa	L, 62-68
Feb. 1	#14 MICHIGAN ST.	W, 64-63
Feb. 5	at Minnesota	L, 52-70
Feb. 9	OHIO STATE	W, 70-57
Feb. 15	at Nebraska	W, 81-64
Feb. 18	PURDUE	6 p.m.
Feb. 23	RUTGERS	Noon
Feb. 27	at Michigan	6 p.m.
Mar. 1	MINNESOTA	5:30 p.m.
Mar. 4	NORTHWESTERN	8 p.m.
Mar. 7	at Indiana	11 a.m.

BIG TEN TOURNAMENT - Indianapolis, Ind.

Mar. 11-15 at Big Ten Tournament

NCAA TOURNAMENT

Mar. 17-18	First Four
Mar. 19-22	Rounds 1-2
Mar. 26-29	Sweet 16 / Elite 8
April 4-6	Final Four (Atlanta, Ga.)

[^] Sanford Pentagon (Sioux Falls, S.D.)

* Barclay's Center (Brooklyn, N.Y.)

Home games in **BOLD CAPS**

FOLLOW THE #BADGERS

TV: ESPN

App: ESPN | Online: ESPN.com/Watch

- Play-by-Play: Dan Shulman
- Analyst: Dan Dakich
- Sideline: Molly McGrath

RADIO: BADGER SPORTS NETWORK

App: iHeartRadio | Satellite: SiriusXM 385

- Play-by-Play: Matt Lepay
- Analyst: Mike Lucas

SOCIAL MEDIA: #ONWISCONSIN

- Twitter: @BadgerMBB
- Instagram: badgermbb
- Facebook: /WisconsinMensBasketball
- YouTube: /WisconsinBadgers

BASKETBALL COMMUNICATIONS

GENERAL INFORMATION

- Address: 1440 Monroe Street, Madison, WI 53711
- Website: UWBadgers.com
- Press Box Phone: (608) 262-7766

BRANDON HARRISON – PRIMARY

- Phone: (608) 279-8653
- Email: bah@athletics.wisc.edu
- Twitter: @BrandonHarrison



PATRICK HERB – DIR. BRAND STRATEGY

- Phone: (608) 957-2085
- Email: pah@athletics.wisc.edu
- Twitter: @PatrickHerb



MEDIA RESOURCES

CREDENTIAL APPLICATIONS

- www.sportssystem.com/Wisconsin

BIG TEN MEDIA EMAIL LIST

- office.bigten.org/media

WISCONSIN BASKETBALL RECORD BOOK

- go.wisc.edu/MBBRecordBook

WIRELESS INTERNET ACCESS (KOHL CENTER)

- BadgerWiFi (connect and register with email address)

LIVE STATS - STATBROADCAST (KOHL CENTER)

- Wisconsin.StatBroadcast.com (password: buckybadger)

OFFICIAL SOCIAL MEDIA CHANNELS

- Twitter: @BadgerMBB
- Instagram: @badgermbb
- Facebook: /WisconsinMensBasketball
- YouTube: /WisconsinBadgers

RADIO

- Radio Station: WIBA (1310 AM)

Play-by-Play Announcer: Matt Lepay

Address: P.O. Box 99
Madison, WI 53701
Phone: 608-274-5450

Color Analyst: Mike Lucas

Address: 1440 Monroe St.
Madison, WI 53711
Phone: 608-252-6474

Credentials: 2019-20 Wisconsin Basketball credentials must be requested online: www.sportssystem.com/Wisconsin

Contact Brandon Harrison with questions (608-279-8653). Approved credentials will be either mailed or made available at the Brand Communications Office or with the parking attendant (white vehicle) at the entrance to Lot 46 on Frances Street, one block north of the Kohl Center

STRONG BODY OF WORK

After beginning the season at 5-5, Wisconsin has been building one of the better resumes in college basketball.

- As of Monday, Wisconsin ranks No. 31 in the NET rankings as well as No. 28 according to KenPom.com.
- The Badgers have 5 wins over teams in the top 25 of the NET rankings – the most of any team in the NCAA.
Kansas has 5 and Baylor has 4.
- UW also has a Big Ten-best 7 Quadrant 1 wins. **HOME:** #8 Maryland, #11 Michigan State, #20 Marquette and #22 Ohio State. **ROAD:** #22 OSU, #18 Penn State and #63 Tennessee.
Only 4 teams in the country have more Quad 1 wins than Wisconsin.

MOST QUADRANT 1 WINS (thru games Feb. 16)

Wins	Team	Wins	Team
10	Kansas	7	Wisconsin
9	Baylor	7	Four others
9	Seton Hall	6	Three schools
8	Butler		

- In fact, UW has played 15 Quad 1 games, tied for the most in the country this season.
- The Badgers have also tallied 4 AP Top-25 wins, beating #5 Ohio State, #14 Michigan State, #17 Maryland and #20 Penn State.

GARD HITS 50

With a conference record of 53-35, Greg Gard is the 52nd coach in history to reach 50 Big Ten wins.

- Gard's .602 conference win percentage ranks 9th among Big Ten coaches of the last 40 years (since 1980).

Best Win Pct, B1G Coaches w/ 50+ Wins (since 1980)

Coch (School, Years)	Record	Pct.
1. Bo Ryan, WIS (2002-15)	172-68	.717
2. Bob Knight, IND (1972-2000)	353-151	.700
3. Tom Izzo, MSU (1995-)	296-132	.692
4. Mark Turgeon, MD (2015-)	71-36	.664
5. Thad Matta, OSU (2005-17)	150-78	.658
6. Matt Painter, PUR (2005-)	166-100	.624
7. Gene Keady, PUR (1981-05)	265-169	.611
8. Bill Frieder, MICH (1981-89)	98-64	.605
9. Greg Gard, WIS (2016-)	53-35	.602
10. Steve Fisher, MICH (1989-97)	54-36	.600

(thru games played on Feb. 16)

- Gard trails only Tom Izzo (.692), Mark Turgeon (.664) and Matt Painter (.624) among active Big Ten coaches.
- Gard passed John Erickson (52-74) to move into 3rd place on Wisconsin's all-time list.
Gard owns the 3rd-best Big Ten win pct. in UW history, trailing only Hall of Famers Bo Ryan (.717) Walter Meanwell (.660).

Most Big Ten Wins, Wisconsin Head Coaches

Coch (School, Years)	Record	Pct.
1. Bo Ryan	172-68	.717
2. Walter Meanwell	158-80	.660
3. Greg Gard, WIS (2016-)	53-35	.602
4. John Erickson	52-74	.413
5. Steve Yoder	50-130	.278

RELIABLE REUEVERS

With the departure of Ethan Happ, **Nate Reuvers** has fit in nicely to a larger workload for Wisconsin this season.

- Reuvers in 20 of 25 this season. He has matched his career high (22 pts) on two different occasions this year (vs. #20 Saint Mary's, vs. Milwaukee).
- Reuvers has scored 20+ points 6 times in his career, with 3 of those coming this season.
- He's tied for 13th in the Big Ten averaging 13.6 points per game. He also ranks 6th among league members in FG% (.462).
- With 52 blocks this season, Reuvers has the 10th 50-block season in school history (including Reuvers' career-high 60-block total in 2018-19).
- Reuvers is tied for 4th in the Big Ten averaging 2.1 swats per game.
- Reuvers is trying to become just the 4th Badger to average at least 2.0 blocks in a season and the first since Jared Berggren (2.1 bpg) in 2013.
UW single-season record for blocks per game is 2.6 by Rashard Griffith in 1995.

BADGERS TO AVERAGE 2.0 BPG, SINGLE SEASON

Player	BPG	Season
Rashard Griffith	2.6	1993-94
Brad Sellers	2.4	1982-83
Rashard Griffith	2.2	1994-95
Jared Berggren	2.1	2012-13
Nate Reuvers	2.1	2019-20

- Reuvers ranks 4th in UW history with 138 career blocks. He needs just 17 swats to break Ethan Happ's school record (154).

UW CAREER BLOCKS LEADERS

Player	Blocks	Seasons
1. Ethan Happ	154	2016-19
2. Frank Kaminsky	153	2012-15
3. Jared Berggren	144	2009-13
4. Nate Reuvers	138	2017-Pres.
5. Rashard Griffith	124	1994-95

- Reuvers scored 20 points (8-12 FG, 2-3 3FG) in UW's Big Ten opener vs. Indiana (12/7), while also tallying 4 reb, 2 stl and 2 blk.
- In UW's home opener vs. EIU, Reuvers was 1 block shy of his first career triple-double: 14 points, career-high 14 rebounds and 9 blocks.
- He's the first B1G player since at least 1996-97 with 14 pts, 14 reb and 9 blk in a game.



LAST TIME OUT

WISCONSIN 81, NEBRASKA 64

2/15/20 | Pinnacle Bank Arena | Lincoln, Neb.

- Scoring their most points in a road game since 2016 and posting a school-record for 3-pointers in a road game, Wisconsin claimed an 81-64 win at Nebraska.
- UW used a 16-0 run to build a 58-45 advantage and cruise to the win.
- The Badgers went 15-for-31 from 3-point range, including 8 from junior **Brad Davison**, who equaled the school-record. Davison matched his career high with 30 points.
- D'Mitrik Trice** had 15 points and 5 assists, **Micha Potter** tallied 15 points and 7 rebounds while **Nate Reuvers** scored 13.

THIS WEEK: BADGERS RETURN HOME FOR TWO-GAME HOMESTAND BEGINNING WITH PURDUE

												
at Michigan St.	NEBRASKA	at Iowa	MICHIGAN ST	at Minnesota	OHIO STATE	at Nebraska	PURDUE	RUTGERS	at Michigan	MINNESOTA	N'WESTERN	at Indiana
Jan. 17	Jan. 21	Jan. 27	Feb. 1	Feb. 5	Feb. 9	Feb. 15	Feb. 18	Feb. 23	Feb. 27	March 1	March 4	March 7
L, 55-67	W, 82-68	L, 62-68	W, 64-63	L, 52-70	W, 70-57	W, 81-64	6 p.m. ESPN	Noon BTN	6 p.m. ESPN2	5:30 p.m. BTN	8 p.m. BTN	Noon FOX

CHARTING THE BADGERS

CAREER GAMES PLAYED (MIN 15 GAMES)

	Games	Starts	Cons. Starts
Brevin Pritzl	116	24	1
D'Mitrik Trice	106	71	59
Brad Davison	91	87	87
Aleem Ford	89	45	25
Nate Reuvers	87	74	60
Micah Potter*	74	17	0
Trevor Anderson**	53	20	0
Walt McGoroy	35	0	0
Owen Hamilton***	27	0	0
Tyler Wahl	25	3	0
Michael Ballard	18	0	0

*59 GAMES AT OHIO STATE | **20 GAMES AT GREEN BAY | ***27 AT NIU

DOUBLE-DIGIT POINTS

	Career	'19-20	Cons.
Brad Davison	48 (32-16)	9 (8-1)	1
D'Mitrik Trice	41 (27-14)	12 (7-5)	1
Brevin Pritzl	28 (22-6)	8 (8-0)	0
Nate Reuvers	36 (21-15)	20 (12-8)	1
Aleem Ford	19 (14-5)	10 (8-2)	0
Micah Potter	12** (9-3)	7 (4-3)	1
Trevor Anderson	11* (7-4)	1 (0-1)	0

*10 GAMES AT GREEN BAY | **5 GAMES AT OHIO STATE

20-POINT SCORING GAMES

	Career	'19-20	Cons.
Brad Davison	7 (4-3)	2 (2-0)	1
D'Mitrik Trice	6 (6-0)	2 (2-0)	0
Nate Reuvers	4 (3-1)	3 (2-1)	0
Micah Potter	1 (1-0)	1 (1-0)	0
Brevin Pritzl	1 (1-0)	0 (0-0)	0

30-POINT SCORING GAMES

	Career	'19-20	Cons.
Brad Davison	2 (1-1)	1 (1-0)	1
D'Mitrik Trice	1 (1-0)	1 (1-0)	0

DOUBLE-DIGIT REBOUNDS

	Career	'19-20	Cons.
Micah Potter	3 (2-1)	2 (1-1)	0
Brevin Pritzl	2 (2-0)	1 (1-0)	0
Nate Reuvers	2 (2-0)	1 (1-0)	0
Brad Davison	1 (1-0)	1 (1-0)	0
Aleem Ford	1 (1-0)	1 (1-0)	1
D'Mitrik Trice	1 (1-0)	1 (1-0)	0

DOUBLE-DIGIT ASSISTS

	Career	'19-20	Cons.
None Active	--	--	--

DOUBLE-DOUBLES

	Career	'19-20	Cons.
Nate Reuvers	2 (2-0)	1 (1-0)	0
Brevin Pritzl	1 (1-0)	1 (1-0)	0
D'Mitrik Trice	1 (1-0)	1 (1-0)	0

TRIPLE-DOUBLES

	Career	'19-20	Cons.
None Active	--	--	--

ALL-TIME VS. PURDUE

Tuesday's game will be the 182nd meeting between Wisconsin and Purdue in a series beginning in 1906.

- The Boilermakers lead the all-time series 110-71.
- The Badgers hold a 50-38 advantage in games played in Madison. Wisconsin is 12-5 against the Boilermakers at the Kohl Center.
- Purdue has won the last 2 matchups, including a 70-51 win earlier this season.
- D'Mitrik Trice is averaging 10.7 ppg in 3 career meetings with the Boilermakers, shooting 6-for-11 from 3FG in those contests. He has scored 17 and 11 points in his last 2 meetings with PU.
- Brad Davison has scored in double figures twice against Purdue, tallying 16 points in UW's 2018 win over the Boilermakers and scoring 13 in last season's only meeting.
 - In 4 career games vs. PUR, he's averaging 9.0 ppg, going 6-for-14 (42.9%) from 3-point range.
- Micah Potter and Nate Reuvers have each scored in double figures against Purdue, netting 11 and 10 points, respectively, in this season's earlier match-up.

LAST TIME VS. PURDUE

PURDUE 70, WISCONSIN 51

Jan. 24, 2020 | West Lafayette, Ind. | Mackey Arena

- Wisconsin couldn't overcome a cold start and dropped a 70-51 decision at Purdue on Friday.
- The Boilers out-rebounded UW 42-16, including 16-2 on the offensive glass.
- The Badgers missed their first 11 3-point shots before finishing 7-for-22 from deep.
- D'Mitrik Trice (11), Micah Potter (11) and Nate Reuvers (10) all scored in double figures for UW.

HOME SWEET HOME

- Earlier this season, Wisconsin registered its 300th win in Kohl Center history with a 77-61 win over in-state rival Marquette.
- Since the building opened on Jan. 17, 1998, the Badgers are 308-52 (.856) all-time at the Kohl Center, which ranks as the 10th-highest win percentage among NCAA Division I venues.
- Since 2001-02 when Greg Gard first joined the staff, UW has compiled a 272-39 (.875) record at the Kohl Center. That trails only Michigan State among Big Ten teams.
 - With Gard as head coach, UW is 57-15 (.792) at the Kohl Center.

HISTORY VS. PURDUE

- Overall: PU leads, 110-71
- In Madison: UW leads 50-38
- Active Streak: PU won last 2



LAST 25 MEETINGS (PU leads 14-11)

Date	Rank	Result	Score	Location
1/5/05	--/--	W	77-68	W. Lafayette
3/5/05	23/--	W	64-52	Madison
2/4/06	--/--	L	62-70	W. Lafayette
1/17/07	2/--	W	69-64	Madison
1/26/08	11/18	L	56-60	W. Lafayette
2/9/08	8/18	L	67-72	Madison
1/11/09	--/14	L	52-65	W. Lafayette
1/27/09	--/16	L	63-64	Madison
1/9/10	17/4	W	73-66	Madison
1/28/10	16/10	L	57-60	W. Lafayette
2/1/11	19/11	W	66-59	Madison
2/16/11	10/11	L	62-70	W. Lafayette
1/12/12	--/--	W	67-62	W. Lafayette
3/13/13	22/--	L	56-69	Madison
1/25/14	9/--	W	72-58	W. Lafayette
3/5/14	9/--	W	76-70	Madison
1/7/15	4/--	W	62-55	Madison
3/14/15	6/--	W	71-51	Chicago
12/29/15	--/15	L	55-61	Madison
3/16/16	--/15	L	80-91	W. Lafayette
1/8/17	13/20	L	55-66	W. Lafayette
1/16/18	--/3	L	50-78	W. Lafayette
2/15/18	--/6	W	57-53	Madison
1/11/19	--/--	L	80-84 (ot)	Madison
1/24/20	--/--	L	51-70	W. Lafayette

LAST MEETING: PUR 70, WIS 51

1/24/20 | Mackey Arena | West Lafayette, Ind.

- Wisconsin couldn't overcome a cold start and dropped a 70-51 decision at Purdue.
- The Boilers out-rebounded UW 42-16, including 16-2 on the offensive glass.
- The Badgers missed their first 11 3-point shots before finishing 7-for-22 from deep.
- D'Mitrik Trice (11), Micah Potter (11) and Nate Reuvers (10) led UW in scoring.

WISCONSIN - 51																			
Period: 12:18-16:14																			
NO.	NAME	MIN	FG	3P	FT	Rebounds	Points	AST	TO	PF	TS	AS	TO	BLKs	ST	BLKs	PTS	PTS	PTS
2	Adam Lind	20:42	3-5	0-2	0-0	0	1	1	1	0	0	0	1	0	0	0	27		
35	Nate Reuvers	36:58	4-11	1-5	1-2	0	2	1	3	10	1	2	0	1	2	0	1	35	
30	D'Mitrik Trice	32:03	4-6	0-3	1-2	0	1	1	1	1	11	2	4	0	1	1	0	10	
23	Nick King	37:28	0-6	0-1	0-2	0	2	2	1	1	0	0	0	1	3	0	0	0	
34	Brad Davison	22:40	1-5	0-3	0-0	2	4	3	0	2	0	0	1	0	1	0	1	6	
1	Brevin Pritzl	27:03	0-6	0-3	0-0	2	2	2	1	0	0	0	0	0	0	0	0	0	
11	Micah Potter	13:02	5-7	1-2	0-0	0	2	2	1	1	11	0	0	1	1	0	1	6	
12	Trevor Anderson	19:11	0-1	0-0	0-0	0	0	0	0	0	0	0	0	0	0	0	0	0	
12	Trevor Anderson	10:57	0-0	0-0	0-0	0	1	1	0	0	0	0	0	0	0	0	0	0	
2	Walt McGoroy	01:48	1-1	1-1	0-0	0	0	0	1	5	3	0	0	0	0	0	0	0	
Totals			20-46	7-22	4-8	2	16	9	10	51	12	11	3	5	5	1	19		
PURDUE - 70																			
Period: 12:18-16:14																			
NO.	NAME	MIN	FG	3P	FT	Rebounds	Points	AST	TO	PF	TS	AS	TO	BLKs	ST	BLKs	PTS	PTS	PTS
12	Evan Bouckema	31:38	4-7	1-2	1-1	7	13	1	1	10	3	2	0	0	0	0	27		
30	Trevon Williams	31:12	3-4	0-0	1-2	4	2	6	3	1	5	1	0	0	1	0	6		
2	Eric Hunter Jr.	30:19	2-7	1-3	0-0	0	3	3	0	6	2	2	1	2	1	2	18		
20	Nigel Eastern	32:27	3-6	0-0	0-2	1	3	4	0	1	8	1	1	2	3	0	6		
52	Shane Bieber	32:48	4-10	3-8	1-2	0	3	1	1	12	1	0	0	0	0	0	9		
32	Matt Hoernig	13:58	4-7	1-1	0-2	1	2	3	3	1	11	0	1	0	0	0	9		
11	Isiah Thompson	20:08	0-0	0-0	0-0	0	0	0	2	14	1	2	0	0	0	0	0		
1	Aaron Wheeler	16:24	0-2	0-1	0-0	1	4	0	2	0	0	0	0	0	0	0	2		
3	Jahsiel Pridmore	20:07	1-6	1-1	0-0	1	2	0	0	3	0	0	0	1	0	2	18		
44	Emmanuel Odozor	01:48	1-1	0-0	0-0	0	0	0	0	1	2	0	0	0	0	0	0		
14	Jared Wulbur	01:48	0-0	0-0	0-0	0	0	0	0	0	0	0	0	0	0	0	0		
12	Tremay Luck	01:48	0-0	0-0	0-0	0	0	0	0	0	0	0	0	0	0	0	0		
21	Matt Frost	01:48	0-0	0-0	0-0	0	0	0	0	0	0	0	0	0	0	0	0		
Totals			27-62	9-19	17-19	16	30	42	10	9	70	11	5	5	5	1	19		
SHOOTING BY PERIOD																			
PERIOD	1ST	2ND	3RD	4TH	OT	FT	3PT	FG	3PT	FG	3PT	FG	3PT	FG	3PT	FG	3PT	FG	3PT
1ST	10-15	11-21	12-25	13-28	14-30	15-20	16-20	17-25	18-25	19-25	20-25	21-25	22-25	23-25	24-25	25-25	26-25	27-25	28-25
2ND	10-15	11-21	12-25	13-28	14-30	15-20	16-20	17-25	18-25	19-25	20-25	21-25	22-25	23-25	24-25	25-25	26-25	27-25	28-25
3RD	10-15	11-21	12-25	13-28	14-30	15-20	16-20	17-25	18-25	19-25	20-25	21-25	22-25	23-25	24-25	25-25	26-25	27-25	28-25
4TH	10-15	11-21	12-25	13-28	14-30	15-20	16-20	17-25	18-25	19-25	20-25	21-25	22-25	23-25	24-25	25-25	26-25	27-25	28-25
OT	10-15	11-21	12-25	13-28	14-30	15-20	16-20	17-25	18-25	19-25	20-25	21-25	22-25	23-25	24-25	25-25	26-25	27-25	28-25
FT	10-15	11-21	12-25	13-28	14-30	15-20	16-20	17-25	18-25	19-25	20-25	21-25	22-25	23-25	24-25	25-25	26-25	27-25	28-25
3PT	10-15	11-21	12-25	13-28	14-30	15-20	16-20	17-25	18-25	19-25	20-25	21-25	22-25	23-25	24-25	25-25	26-25	27-25	28-25
Technical Fouls: NONE																			
WIS		PUR		WIS		PUR		WIS		PUR		WIS		PUR		WIS		PUR	
Rugged last		28-37		28-37		18-14		18-14		18-14		18-14		18-14		18-14		18-14	
Most Shooting Run		37-14		37-14		9-17		9-17		9-17		9-17		9-17		9-17		9-17	
Lead Changes		10-14		10-14		10-14		10-14		10-14		10-14		10-14		10-14		10-14	
Times Tied		10-14		10-14		10-14		10-14		10-14		10-14		10-14		10-14		10-14	
Final Score		70-51		70-51		70-51		70-51		70-51		70-51		70-51		70-51		70-51	

SITUATIONAL RECORDS

	2019-20	Under Gard
Ahead at the half	15-2	74-10
Behind at the half	0-7	18-42
Tied at the half	0-1	2-5
FG% of .450 or more	6-1	57-10
FG% less than .450	9-9	37-47
Better FG% than opp.	14-3	83-13
Worse FG% than opp.	1-7	12-43
Same FG% as opp.	0-0	0-1
Opp. FG% less than 45%	13-4	75-23
3FG% of 40% or more	8-0	44-7
3FG% less than 40%	7-9	50-49
Try more than 20 3FGs	13-7	48-30
Try 20 or fewer 3FGs	2-3	46-27
Make at least 70% FT	14-3	50-21
Try at least 20 FTs	3-2	41-13
Try fewer than 20 FTs	12-8	52-43
Out-rebound opponent	11-3	62-17
Tied or out-rebounded	4-7	32-40
Same or fewer TOs than opp.	11-4	70-32
More TOs than opp.	4-6	24-25
Commit fewer than 12 TOs	12-6	66-31
Commit 12 or more TOs	3-4	28-25
Score fewer than 50 pts.	0-0	1-2
Score 50-59 points	2-6	6-27
Score 60-69 points	5-3	29-17
Score 70-79 points	2-1	33-8
Score 80-89 points	6-0	19-3
Score 90 or more pts.	0-0	6-0
Allow fewer than 50 pts.	3-0	15-1
Allow 50-59 pts.	4-1	29-6
Allow 60-69 pts.	7-5	39-22
Allow 70-79 pts.	1-4	9-17
Allow 80-89 pts.	0-0	2-10
Allow 90 or more pts.	0-0	0-1
Overtime	0-1	6-5
vs. AP Top 25 opponents	4-3	17-25
vs. AP Top 25 opp. at home	2-0	9-6
Home games	11-1	56-15
Road games	4-6	25-28
Neutral site games	0-3	13-14
Day games	7-0	32-16
Night games	8-10	62-41

GAMES DECIDED BY

3 points or less	2-2	11-9
4-5 points	1-0	13-11
6-10 points	1-4	19-16
11-19 points	7-4	26-17
20 or more points	4-0	26-2

TELEVISED GAMES

CBS	2-0	9-7
CBS Sports Network	0-0	0-1
FOX	1-0	1-3
FS1	2-2	8-9
ESPN	0-0	11-9
ESPN2	1-3	8-10
ESPNU	0-1	1-2
ESPN+	0-0	3-1
Big Ten Network	8-4	46-12
BTN Plus	1-0	2-0
TBS	0-0	0-3
TNT	0-0	2-0

WHO'S NEXT AT WISCONSIN?

- Wisconsin basketball is built on player development and a tradition of having its next star player waiting in the wings.
- Including Ethan Happ last season, Wisconsin players have earned 16 first-team all-conference honors during the last 18 seasons – no Big Ten team has had more. The Badgers have boasted a first-team All-Big Ten player in 8 of the last 9 seasons.

2019 Ethan Happ	2008 Brian Butch
2018 Ethan Happ	2007 Alando Tucker
2017 Ethan Happ	2006 Alando Tucker
2016 Nigel Hayes	2005 Mike Wilkinson
2015 Frank Kaminsky	2004 Devin Harris
2014 Frank Kaminsky	2003 Kirk Penney
2012 Jordan Taylor	2002 Kirk Penney
2011 Jordan Taylor	
Jon Leuer	

- During that same time span, Wisconsin has also produced 76 Academic All-Big Ten honors, trailing only PUR and NW in that span.

TRICE AT THE POINT OF IT ALL

- UW's returning scoring leader from last year, **D'Mitrik Trice** is running the point.
- Has scored in double figures 6 of the last 7 games, including 14 points, 6 rebounds, 5 assists and just 1 turnover in 39 minutes in UW's win over #14 Michigan State (2/1).
- Trice has scored 20+ points 6 times in his career, including 2 games this season.
 - UW is 6-0 all-time when Trice scores 20+.
- Last 5 games, Trice is averaging 12.6 points, 6.0 assists and 5.2 rebounds per game.
 - He's also been taking care of the basketball over that span, maintaining an impressive **4.3 assist-to-turnover ratio** (30 ast. to 7 TOs).
- Trice has 98 assists (6th in Big Ten) and ranks 5th in the Big Ten with a 2.3 assist-to-turnover ratio (98 assists, 42 TOs).
 - His ast-to-TO ratio is more impressive considering he's playing 31.2 minutes/game.
 - Trice has seen steady improvement in his assist-to-turnover ratio over his time at UW:

Trice, Assist-to-Turnover Ratio, Career


Year	Ast	TOs	Ratio
2017	63	37	1.7
2018	23	13	1.8 (medical redshirt)
2019	90	45	2.0
2020	98	42	2.3

- Trice ranks 6th in UW history with a 2.00 career assist-to-TO ratio (274 ast, 137 TOs).

Wisconsin Record Book, A-to-TO, Career

Ratio (Ast-to-TO)	Player	Years
1. 3.01 (464-154)	Jordan Taylor	2009-12
2. 2.57 (344-134)	Mike Kelley	1998-01
3. 2.25 (284-126)	Josh Gasser	2011-15
4. 2.08 (250-120)	Travon Davis	1999-02
5. 2.03 (388-191)	Mike Heineman	1984-87
6. 2.00 (274-137)	D'Mitrik Trice	2016-Pres.
7. 1.92 (296-154)	Bronson Koenig	2014-17
8. 1.90 (501-263)	Tracy Webster	1992-94

- With 940 career points, Trice is now 60 away from the 1,000-point threshold.



TOP-10 TAKEDOWNS

► Wisconsin's 61-57 win at #5 Ohio State on Jan. 3 added yet another entry onto the Badgers' impressive list of big victories under head Greg Gard.

► Since taking over as head coach on Dec. 15, 2015, Greg Gard has guided UW to 8 wins over teams ranked in the AP top-10, including 5 wins over the top-5... the most in the Big Ten.

UW's wins over the AP Top-10 under Gard

Rank	Score	Opponent	Date
4	W, 77-76	Michigan State	1/17/16
2	W, 70-57	at Maryland	2/13/16
8	W, 67-59	at Iowa	2/24/16
9	W, 66-63	vs. Xavier*	3/20/16
1	W, 65-62	vs. Villanova*	3/18/17
6	W, 57-53	Purdue	2/15/18
2	W, 64-54	Michigan	1/19/19
5	W, 61-57	at Ohio State	1/3/20

* NCAA Tournament Game

► Wisconsin has now knocked off a top-10 team in each of the last 11 seasons.

NCAA TOURNEY REGULARS

- Wisconsin is 1 of 5 schools to participate in 20 of last 21 NCAA tournaments, joining Kansas, Duke, Michigan State and Gonzaga.

NCAA Tournament Appearances (last 21 years, since 1999)

Team	Appearances
Kansas.....	21
Duke.....	21
Michigan State.....	21
Gonzaga.....	21
Wisconsin.....	20

- That stretch includes a run of 19 consecutive NCAA tournament appearances, which is the 6th-longest stretch in NCAA history.

All-Time Longest NCAA Tourn. Streaks

# Seasons	Team	Years
30	Kansas	1990-present
27	UNC	1975-2001
24	Duke	1996-present
22	MSU	1998-present
21	Gonzaga	1999-present
19	Wisconsin	1999-2017

- UW is one of 3 teams to reach the Sweet 16 in 6 of the last 9 seasons, advancing to the second weekend in 2011, 2012, 2014, 2015, 2016 and 2017. Kansas and Kentucky are the only other schools to reach 6 of the last 9 seasons.
- UW has won 13 NCAA tournament games since 2014, equaling the most of any Big Ten team (6th-most in nation). Only Kentucky, UNC, Gonzaga, Villanova & Duke have more.

BALANCED BADGERS

- Wisconsin has 6 players averaging between 7.5 and nearly 14.0 points per game:
 - That includes starters **Nate Reuvers** (13.6), **D'Mitrik Trice** (9.8), **Micah Potter** (9.5), **Brad Davison** (9.3) and **Aleem Ford** (7.9).
 - Off the bench, **Brevin Pritzl** is at 7.5 ppg.
- The last time UW had at least 5 players averaging 9.0+ points per game was in 2002-03: Kirk Penney (16.2), Devin Harris (12.7), Alando Tucker (12.0), Freddie Owens (10.3) and Mike Wilkinson (10.3).
- Since 1995, UW has had 6 players score in double figures in a single game just 7 times, with 2 this season (vs. Marquette, Green Bay).
- UW has had 6 different players lead the team in scoring in games this season.

POTTER MAGIC?

- Junior transfer **Micah Potter** made his UW debut on Dec. 21 in a win over Milwaukee.
- It had been 644 days since Potter last played a game at Ohio State, where he appeared in 59 games (16 starts), averaging 4.1 points, 2.4 rebounds, 10.1 minutes per game in 2017-18.
- Potter ranks among the Big Ten's best in league play so far this season:

	Avg. in B1G Play	B1G Rank
FG%	52.6% (41-78)	8th
3FG%	46.2% (12-26)	4th
Rebounding	6.4	13th
Off. Rebound	1.9	16th
Def. Rebound	4.5	T-15th
Blocks	0.9	T-15th

- He made his first career start as a Badger vs. Ohio State (2/9), tallying 9 pts, 5 reb & 2 blk.
- In 13 minutes off the bench vs. #17 Maryland, Potter scored 14 points (6-7 FG, 2-3 3FG).
- Potter broke out at #20 Penn State with his first double-double as a Badger, finishing with career highs in pts (24) and reb (13).

NEW BADGER ON THE BLOCK

- True freshman forward **Tyler Wahl** has stepped in and earned valuable playing time, recently making his first career start.
- Wahl became just the 8th true freshman to start a game at Wisconsin since 2000, joining a list that includes: Devin Harris, Alando Tucker, Josh Gasser, Sam Dekker, D'Mitrik Trice, Aleem Ford and Nate Reuvers.
- Arguably the player of the game in UW's win at #5 Ohio State with 7 rebounds (5 off. reb.), 4 points, career high 3 steals, 2 assists.
- Wahl was high school teammates with current Badger, Nate Reuvers, at Lakeville North.

DAVISON TAKES THE LEAD

- Team captain **Brad Davison** has led the Badgers both on and off the court. In 23 games, he's 1 of 4 Badgers avg. 9.0+ ppg.
 - 2nd for UW in both assists (43) and steals (18).
- Matched a career high 30 points at Nebraska on Saturday, while also tying UW's single-game school record with 8 made 3FGs.
- Davison joins a standout list of Badgers with multiple 30-point games in recent memory:

MULTIPLE 30-PT GAMES AT UW (SINCE 1996-97:)

Player	Games	Seasons
Ethan Happ	4	2016-19
Devin Harris	3	2002-04
Nigel Hayes	3	2014-17
Brad Davison	2	2018-Pres.
Frank Kaminsky	2	2012-15
Kirk Penney	2	2000-03
Jordan Taylor	2	2009-12
Alando Tucker	2	2003-07

- Wisconsin's active career scoring leader, Davison has 948 points, 52 shy of becoming the 43rd 1,000-point scorer in UW history.

PRITZL'S SENIOR LEADERSHIP

- The lone senior on this year's UW roster, **Brevin Pritzl** is finding his senior prime.
- Pritzl has scored in double figures in 8 games this season (6 times coming off the bench).
 - UW is 8-0 in those games (22-6 career).
- Pritzl is tied for 10th in the Big Ten and leads the team shooting 39.6% from 3FG.
- 42 made 3FGs this season, T14th-most in B1G.
- Played all but 30 seconds in UW's win over #14 Michigan State (2/1), tallying 10 points and 7 rebounds in his 2nd start of the season.
- Scored a season-high 19 points off the bench against Ohio State (2/9), finishing 5-for-6 from 3-point range, plus 5 rebounds and 2 steals.
- Pritzl led the Badgers in scoring with a stand-out performance vs. Marquette (11/17), recording the first double-double of his career with 15 pts and a career-high 13 reb (6 off.).

BIG TEN BEASTS

- Since 2002, Wisconsin has won 7 Big Ten titles (4 regular season, 3 tournament). Only Ohio State (10; 5 reg., 5 tourn.) and Michigan State (9; 5 reg., 4 tourn.) have won more.
- UW has clinched a top-four finish in the Big Ten in 17 of the last 18 seasons. No other Big Ten team can make that claim.
- Since 2001-02, Wisconsin is tied with Michigan State for the most wins and best win% among Big Ten teams at 225-103 (.686).

Big Ten Win Pct., Since 2001-02 (thru Feb. 16)

Team	W-L	Pct.
1. Wisconsin	225-103	.686
2. Michigan State	225-103	.686
3. Ohio State	204-124	.622
4. Maryland	99-61	.619
5. Purdue	189-139	.576

- Over the last 15 seasons, UW is 136-26 (.840) in Big Ten home games, the best mark in the conference.

CHARTING THE BADGERS

LED UW IN SCORING

	2019-20	Career
Brad Davison	4 (4-0)	18 (13-5)
Nate Reuvers	10 (5-5)	12 (6-6)
D'Mitrik Trice	4 (2-2)	10 (8-2)
Brevin Pritzl	2 (2-0)	8 (7-1)
Micah Potter	2 (1-1)	2 (1-1)
Aleem Ford	1 (0-1)	1 (0-1)

LED UW IN REBOUNDING

	2019-20	Career
Nate Reuvers	10 (6-4)	12 (8-4)
D'Mitrik Trice	6 (3-3)	8 (5-3)
Micah Potter	5 (3-2)	8* (4-4)
Aleem Ford	3 (3-0)	6 (6-0)
Brevin Pritzl	2 (2-0)	6 (5-1)
Brad Davison	3 (1-2)	3 (1-2)
Tyler Wahl	2 (1-1)	2 (1-1)
D'Mitrik Trice	1 (1-0)	1 (1-0)

*3 GAMES AT OHIO STATE

LED UW IN ASSISTS

	2019-20	Career
D'Mitrik Trice	16 (10-6)	37 (21-16)
Brad Davison	4 (3-1)	19 (9-10)
Brevin Pritzl	0 (0-0)	3 (2-1)
Aleem Ford	2 (1-1)	3 (2-1)
Trevor Anderson	2 (1-1)	2 (1-1)
Tyler Wahl	1 (1-0)	1 (1-0)
Nate Reuvers	0 (0-0)	1 (0-1)

LED UW IN MINUTES

	2019-20	Career
D'Mitrik Trice	12 (6-6)	32 (18-14)
Brad Davison	5 (4-1)	28 (20-8)
Brevin Pritzl	3 (3-0)	13 (9-4)
Nate Reuvers	3 (1-2)	5 (1-4)
Aleem Ford	1 (1-0)	4 (2-2)

Record in those contests in parentheses

CHARGES TAKEN

	2019-20	Career
Brad Davison	12	60
D'Mitrik Trice	4	37
Nate Reuvers	1	18
Brevin Pritzl	3	5
Trevor Anderson	2	4
Aleem Ford	2	4
Tyler Wahl	3	3
Walt McGrory	0	2

2019-20 LINEUP RECORD

Trice, Davison, King, Ford, Reuvers	11-8
Trice, Davison, Pritzl, Ford, Reuvers	2-0
Trice, Davison, Ford, Reuvers, Potter	1-0
Trice, Pritzl, Ford, Wahl, Reuvers	1-0
Trice, Davison, Ford, Wahl, Reuvers	0-2

ACTIVE WIN/LOSS STREAKS

Overall	Won 2
Vs. Unranked teams (AP)	Won 2
Vs. Ranked teams (AP)	Won 1
At Home	Won 4
At Home vs. Big Ten	Won 4
At Home vs. ranked Big Ten	Won 2
At Home vs. unranked Big Ten	Won 2
At Home vs. non-conference	Won 15
At Home vs. ranked opp.	Won 2
On Road	Won 1
On Road vs. Big Ten	Won 1
On Road vs. ranked opp.	Lost 2
On Road vs. unranked opp.	Won 1
Neutral	Lost 5
Neutral vs. ranked opp.	Lost 7
Neutral vs. unranked opp.	Lost 3

BIG TEN STANDINGS

Team	Conf.	Overall
Maryland (#7)	11-3	21-4
Penn State (#9)	10-4	20-5
Iowa (#20)	9-6	18-8
Rutgers	9-6	18-8
Michigan State	9-6	17-9
Illinois (#20)	8-6	16-9
Wisconsin	8-6	15-10
Ohio State (#25)	7-7	17-8
Michigan	7-7	16-9
Purdue	7-8	14-12
Indiana	6-8	16-9
Minnesota	6-8	12-12
Nebraska	2-12	7-18
Northwestern	1-13	6-18

UPDATED THROUGH GAMES 2/16/2020

AP TOP 25 (2/17/20)

Team	Record	Points
1 Baylor	23-1	1,559
2 Gonzaga	26-1	1,518
3 Kansas	22-3	1,434
4 San Diego State	26-0	1,404
5 Dayton	23-2	1,294
6 Duke	22-3	1,285
7 Maryland	21-4	1,194
8 Florida State	21-4	1,088
9 Penn State	20-5	1,024
10 Kentucky	20-5	1,011
11 Louisville	21-5	837
12 Villanova	19-6	824
13 Auburn	22-3	818
14 Oregon	20-6	742
15 Creighton	20-6	718
16 Seton Hall	18-7	672
17 West Virginia	18-7	552
18 Colorado	20-6	501
19 Marquette	17-7	404
20 Iowa	18-8	254
21 Butler	19-7	242
22 Houston	20-6	237
23 BYU	21-7	188
24 Arizona	18-7	102
25 Ohio State	17-8	95

Others receiving votes:

Texas Tech 92, Michigan State 87, Michigan 83, LSU 55, Rhode Island 39, Virginia 32, Cincinnati 14, Stephen F. Austin 14, Illinois 12, Northern Iowa 9, Utah State 8, Rutgers 6, Florida 6, East Tennessee State 5, Saint Mary's 4, Tulsa 3, Richmond 3, SMU 2, New Mexico State 2, Wright State 1, Arizona State 1

THE 3s BEEN THE KEY

- For Wisconsin, the effectiveness of its 3-point shooting has proven to be a key indicator in the team's success this season.
- The Badgers are 8-0 in games this season when shooting 40% 3FG or greater. Conversely, UW is just 7-9 when shooting less than 40% 3FG.
- UW is 11-2 this season when making 8 or more 3FGs in a game. When the Badgers make less than 8 3FGs in a game, they are just 4-8.
- **Brevin Pritzl** is specifically worth watching:
 - When Pritzl makes 2 or more 3s: UW is 10-3
 - When Pritzl makes less than 2 3s: UW is 5-7
- Wisconsin ranks 6th in the Big Ten for 3FG% (.340), averaging 8.4 3-pointers per contest.

D-FENSE! D-FENSE! D-FENSE

- Wisconsin is allowing just 61.8 points per game, which ranks 3rd in the Big Ten and 19th in the country this season.
- The Badgers rank 15th in the country in Ken Pomeroy's Adjusted Defensive Efficiency, averaging 90.6 points per 100 possessions.
- UW has led the Big Ten in scoring def. 12 of the last 18 seasons, including 3 of 5 under Gard:

Scoring Defense (Big Ten)

Season	Opp. PPG	B1G Rank	KenPom
2019-20	61.8	3rd	15th
2018-19	61.7	2nd	4th
2017-18	66.0	5th	66th
2016-17	62.4	1st	9th
2015-16	63.8	1st	13th

- UW is 7-1 this season when holding opponents below 59 points per game (44-7 under Gard).
- UW has held three opponents below 50 points in a game this season, 3-0 in those contents:
 - W, 68-48 at Tennessee - 12/28/19
 - W, 65-37 vs. Rider - 12/31/19
 - W, 58-49 at #20 Penn State - 1/11/20

TOP-TEN RECRUITING CLASS

Coach Greg Gard announced Nov. 13, 2019 that high school seniors **Lorne Bowman**, **Ben Carlson**, **Steven Crowl**, **Jonathan Davis** and **Jordan Davis** will attend the University of Wisconsin and play basketball for the Badgers in the fall of 2020.

- When signed, Wisconsin's 2020 class was ranked the **No. 8 class in the nation** (ESPN.com), UW's highest in the online rankings era (since 2003).
- **Lorne Bowman | G | Detroit, Mich.**
Four-star recruit...No. 94 in the ESPN 100...two-time Class A All-State honoree at St. Mary's HS, earning first team honors in 2019 and honorable mention in 2018...23.1 ppg and 5.1 apg per game during his junior season...22.5 ppg and 4.9 apg as sophomore.
- **Ben Carlson | F | Woodbury, Minn.**
Four-star recruit...No. 88 in the ESPN 100...entered senior season with 1,299 career points, 745 career rebounds and 109 career blocks, making him the top rebounder and shot blocker in East Ridge HS history...as a junior, led team to the Minnesota Class AA state tournament while averaging a double-double (16 ppg, 11.3



4 MOORE

On the night of May 25th, our Wisconsin basketball family was forever changed. Assistant coach Howard Moore and his family were involved in a horrific auto accident that claimed the lives of Moore's wife, Jen, and 9-year old daughter, Jaidyn.

■ His 13-year old son, Jerell, survived with minor injuries, while Moore sustained severe burns and later endured a heart attack that has left him facing a long and challenging recovery.

■ Throughout the season, our team will be honoring the Moore family through a simple motto:

DO MOORE. BE MOORE. 4 MOORE.

■ The number 4 represents the four members of the family. The six words represent far more than a saying, but instead a symbol of strength and an inspiration for how to live our lives.

■ Our game uniforms will feature a "4MOORE" patch, (includes the names of Jen and Jaidyn). Also featuring on shooting shirts & wristbands.

■ An assistance fund has been established: "The Howard Moore Family Fund." Text the word "MOORE," to 69050 to donate.

rpg)...two-time all-SEC conference player...an AP scholar with a 4.1 GPA.

■ Steven Crowl | C | Eagan, Minn.

Three-star recruit...led Eastview High School to the Minnesota Class 4A state tournament as a junior while averaging 19.7 ppg (39% 3FGs), 8.1 rpg and 1.6 bpg...entered senior year with 1,100 career point ...first-team South Suburban All-Conference in 2019, second-team in 2018.

■ Jonathan Davis | G | La Crosse, Wis.

Four-star recruit...23 ppg, 9 rpg and 3 apg as a junior for La Crosse Central, earning unanimous first-team all-state and first-team all-conference honors...helped lead Central to WIAA Div. 2 state tournament each of the three years on varsity, winning the state title in 2017...on the football field, standout 3-year starting QB passed for 6,572 yards and 56 TDs, while rushing for more than 2,000 yards and scoring another 34 TDs on the ground.

■ Jordan Davis | G | La Crosse, Wis.

Three-star recruit...first-team all-conference as a sophomore and junior at La Crosse Central...averaged 12 ppg, 5 rpg and 3 spg as a junior...helped lead Central to three WIAA Division 2 state tournament appearances, including a title in 2017...on the football field, Davis is also an impressive wide receiver for the Red Raiders, posting 358 receiving yards with 5 TDs through three games before suffering a season-ending injury ... hauled in 49 receptions for 873 yards and 10 touchdowns as a junior.

QUICK FACTS

University of Wisconsin
Madison, WI 53711



Founded	1848
Enrollment	42,041
Nickname	Badgers
School Colors	Cardinal and White
Affiliation	NCAA Division I
Conference	Big Ten
Chancellor	Rebecca Blank
Director of Athletics	Barry Alvarez
Website	UWBadgers.com
Twitter	@BadgerMBB
Instagram	badgermbb
Facebook	/WisconsinMensBasketball

HEAD COACH - GREG GARD

Seasons	5th at Wisconsin / 5th overall
Overall Record	95-57 (.625)
Record at Wisconsin	95-57 (.625)
Big Ten Record	53-35 (.602)
NCAA Tourn. Record	4-3 (.571) / 3 Appearances

KOHL CENTER

Opened	Jan. 17, 1998
Capacity	17,287
Student Section	AreaRED
Record at Kohl Center	308-52 (.856)
Gard record at Kohl Center	57-15 (.792)

ALL-TIME RECORD

121st season of Wisconsin Basketball
Years: 1898 to present
Overall Record: 1,632-1,219 (.572)
NCAA Tournament Record: 38-23 (.633)
Big Ten Tournament Record: 25-19 (.568)

BIG TEN CHAMPIONSHIPS (18)

Titles: 1907, 1908, 1912, 1913, 1914, 1916
1918, 1921, 1923, 1924, 1929, 1935, 1941
1947, 2002, 2003, 2008, 2015

BIG TEN TOURNAMENT TITLES (3)

Titles: 2004, 2008, 2015

NCAA TOURNAMENT HISTORY

Appearances (24): 1941, 1947, 1994, 1997, 1999
2000, 2001, 2002, 2003, 2004, 2005, 2006, 2007
2008, 2009, 2010, 2011, 2012, 2013, 2014, 2015
2016, 2017, 2019

National Championship: 1941

Final Four (4): 1941, 2000, 2014, 2015

Elite Eight (6): 1941, 1947, 2000, 2005, 2014, 2015

Sweet 16 (11): 1941, 2000, 2003, 2005, 2008

2011, 2012, 2014, 2015, 2016, 2017

WISCONSIN BASKETBALL ROSTER 2019-20



0 D'MITRIK TRICE
G, R-Jr., 6-0, 184
Huber Heights, Ohio



1 BREVIN PRITZL
G, Gr., 6-3, 204
De Pere, Wis.



2 ALEEM FORD
F, R-Jr., 6-8, 217
Lawrenceville, Ga.



3 WALT MCGRORY
G, Jr., 6-3, 205
Minneapolis, Minn.



4 CARTER HIGGINBOTTOM
G, R-Fr., 6-0, 187
Chicago, Ill.



5 TYLER WAHL
F, Fr., 6-7, 214
Lakeville, Minn.



11 MICAH POTTER
F, R-Jr., 6-10, 248
Mentor, Ohio




12 TREVOR ANDERSON
G, R-Jr., 6-2, 200
Stevens Point, Wis.



15 COURTLAND CUEVAS
F, Jr., 6-5, 190
Madison, Wis.



20 SAMAD QAWI
F, Jr., 6-6, 195
Racine, Wis.



30 OWEN HAMILTON
C, R-So., 7-0, 266
Prescott, Wis.



31 MICHAEL BALLARD
G, R-Jr., 6-4, 202
Oak Park, Ill.



32 JOE HEDSTROM
C, R-Fr., 7-0, 240
Hopkins, Minn.



34 BRAD DAVISON
G, Jr., 6-4, 2-6
Maple Grove, Minn.



35 NATE REUVERS
F, Jr., 6-11, 235
Lakeville, Minn.



GREG GARD
Head Coach
5th season at UW



JOE KRABbenhOFT
Assistant Coach
4th season at UW



DEAN OLIVER
Assistant Coach
3rd season at UW



ALANDO TUCKER
Interim Assistant Coach
1st season at UW

WISCONSIN BADGERS	POS	HT	WT	YR/ELIG	HOMETOWN (HS/LAST SCHOOL)
0 D'Mitrik Trice**	G	6-0	184	Sr./Jr.	Huber Heights, Ohio (Wayne/IMG Academy)
1 Brevin Pritzl***	G	6-3	204	Gr./Sr.	De Pere, Wis. (HS)
2 Aleem Ford**	F	6-8	217	Sr./Jr.	Lawrenceville, Ga. (Archer/IMG Academy)
3 Walt McGrory**	G	6-3	205	Jr./Jr.	Minneapolis, Minn. (Edina)
4 Carter Higginbottom	G	6-0	187	So./Fr.	Chicago, Ill. (St. Ignatius)
5 Tyler Wahl	F	6-7	214	Fr./Fr.	Lakeville, Minn. (North)
11 Micah Potter	F	6-10	248	Sr./Jr.	Mentor, Ohio (Monteverde Acad./Ohio St.)
12 Trevor Anderson*	G	6-2	200	Sr./Jr.	Stevens Point, Wis. (HS/Green Bay)
15 Courtland Cuevas	F	6-5	190	Sr./Jr.	Madison, Wis. (Madison East)
20 Samad Qawi	F	6-6	195	Sr./Jr.	Racine, Wis. (Horlick)
30 Owen Hamilton	C	7-0	266	Jr./So.	Prescott, Wis. (HS/Northern Illinois)
31 Michael Ballard**	G	6-4	202	Sr./Jr.	Oak Park, Ill. (Fenwick)
32 Joe Hedstrom	C	7-0	240	So./Fr.	Hopkins, Minn. (HS)
34 Brad Davison**	G	6-4	206	Jr./Jr.	Maple Grove, Minn. (HS)
35 Nate Reuvers**	F	6-11	235	Jr./Jr.	Lakeville, Minn. (North)

* letters earned at UW | Gr. - Graduate school student

Head Coach: Greg Gard (5th)

Assistant Coaches: Joe Krabbenhoft (4th),
Dean Oliver (3rd), Alando Tucker (interim, 1st)

Dir. of Basketball Operations: Marc VandeWetterling

Head Athletic Trainer: Henry Perez-Guerra

Video Director: A.J. Van Handel

Asst. Dir. of Basketball Operations: Kyle Blackburn

WISCONSIN PRONUNCIATION GUIDE)

Courtland Cuevas - QWAY-vaas
Aleem Ford - UH-leem
Brevin Pritzl - PRITTS-ull
Samad Qawi - suh-MAAD COW-ee

Nate Reuvers - REE-vers
D'Mitrik Trice - Duh-MEE-trick
Tyler Wahl - WALL



THE GARD FILE

■ Career Record (5th Season): 95-57 (.625)

- Record at Wisconsin (5th Season): 95-57 (.625)
- Big Ten Record (5th Season): 53-35 (.602)
- NCAA Tournament Appearances/Record: 3 / 4-3 (.572)
- Hometown: Cobb, Wis.
- Alma Mater: UW-Platteville, 1995 (Physical & Health Ed)
Master's Degree: UW-Platteville, 2007 (Counselor Ed)
- Family: Wife Michelle
Daughters, Mackenzie and Peyton; Son, Isaac

COACHING EXPERIENCE

Position	School	Years
Assistant Coach	Southwestern (Wis.) HS	1990-93
Assistant Coach	Platteville (Wis.) HS	1993-94
Assistant Coach	UW-Platteville	1993-99
Assistant Coach	UW-Milwaukee	1999-01
Assoc. Head Coach	Wisconsin	2001-15
Head Coach	Wisconsin	2015-Present

CAREER HIGHLIGHTS

Date	Highlight
Dec. 15, 2015	Assumes role of interim head coach upon the retirement of Bo Ryan
Dec. 23, 2015	First career win, 84-79, vs. Green Bay
Jan. 2, 2016	First Big Ten win, 79-57, vs. Rutgers
Jan. 17, 2016	First ranked win, 77-76, vs. #4 MSU
Jan. 26, 2016	UW claims 82-79 overtime win over eventual Big Ten champion #19 Indiana
Feb. 13, 2016	First road win over ranked team, 70-57, at #2 Maryland
March 7, 2016	Officially named Wisconsin head coach
March 18, 2016	First NCAA tournament win, 47-43, against 10th-seeded Pittsburgh
April 4, 2016	Jim Phelan National Coach of the Year
March 18, 2017	Leads UW to its fourth-ever win over No. 1 team in the nation with a 65-62 victory over top-seeded Villanova in NCAA tournament second round
Feb. 15, 2018	Badgers tally sixth top-10 win in three seasons under Gard (#6 Purdue, 57-53)
Jan. 19, 2019	UW earns fourth win over top-5 team under Gard (#2 Michigan, 64-54)
Jan. 3, 2020	UW wins at #5 Ohio State, 61-47

HEAD COACH GREG GARD

■ 2016 JIM PHELAN NATIONAL COACH OF THE YEAR

A coaching veteran of nearly 30 years, Greg Gard has expertly made the jump from assistant coach to head coach at Wisconsin. After assuming the head coaching reins on Dec. 15, 2015, Gard has led the Badgers to the NCAA tournament in three of his four seasons, including a pair of Sweet 16 appearances in each of his first two seasons. Owner of one of the highest win percentages in Wisconsin history, Gard now enters his fifth season as the head coach in 2019-20.

After initially taking over on an interim basis, Gard was officially named head coach of the Badgers on March 7, 2016. In four seasons, he owns the third-highest winning percentage in UW history, piloting the Badgers to a record of 80-47 (.630).

In just four seasons as head coach, Gard is quickly climbing Wisconsin's win charts. Gard is already 45-29 in Big Ten play, surpassing Dick Bennett for seventh on UW's all-time wins list. He enters 2019-20 just eight conference wins away from fourth place on the school's all-time ledger. Gard's .608 Big Ten win percentage equates to the third-best mark in Badger annals.

Gard reached 40 conference wins in a mere 66 games, making him the third-fastest active Big Ten coach to 40 conference wins. That number trails only Maryland's Mark Turgeon and MSU's Tom Izzo, who did it in 57 and 62 games, respectively.

In his inaugural season as head coach, Gard led the Badgers to the 2016 NCAA Tournament Sweet 16, becoming just the second-ever first-year coach to win the Jim Phelan National Coach of the Year award. He followed that up by leading UW to its fifth-highest single-season win total in school history (27-10) and making a second-consecutive visit to the Sweet 16.

Gard is just the third coach in the last 20 years to pilot his team to the Sweet 16 in each of his first two seasons, joining UCLA's Steve Lavin (1996-97) and Gonzaga's Mark Few (2000-01).

Wisconsin maintained its place among the top of the Big Ten during the transition to Gard as well. In his first season, the Badgers finished the regular season in a tie for third place in the Big Ten standings — extending its streak of top-four finishes to a league-record 16th-consecutive season — with a 12-6 conference record. Gard led the Badgers to the most Big Ten wins by a first-year coach since 2004 (Bruce Weber, Illinois).

Gard's Badgers would post another 12-6 conference campaign in 2017, finishing second in both the regular season and the Big Ten tournament. Wisconsin would cap off its 27-win season with a signature win in the NCAA tournament, knocking off the nation's No. 1 team Villanova, 65-62, to advance to the Sweet 16.

In 2018-19, Gard piloted the Badgers back to the Big Dance, posting a 23-11 overall record. Wisconsin also boasted a mark of 14-6 in Big Ten play, winning 14 conference games for just the third time in school history, joining 16-win seasons in 2008 and 2015.

In 18 total seasons on the Badgers' bench, Gard has seen the Badgers finish lower than fourth in the Big Ten standings just once while amassing a combined mark of 217-97 (.691) in league play.

During his tenure as head coach, Gard has helped a pair of players reach first-team All-Big Ten status: Nigel Hayes (2016) and third-team All-American Ethan Happ (2017, '18, '19).

Long considered one of the top assistant coaches in the game, Gard served as an assistant at Wisconsin for 14-plus seasons, including the final seven as the associate head coach.

Prior to coming to Wisconsin in 2001, Gard spent the previous two seasons as an assistant at UW-Milwaukee and served as an assistant coach at UW-Platteville from 1993-99.

Prior to joining Ryan's staff in Platteville, Gard spent three seasons at Southwestern High School and one at Platteville High School, where he served in junior high and assistant varsity coaching capacities.

In 2016, Gard and his wife, Michelle, partnered with the University of the Wisconsin and Wisconsin Foundation and Alumni Association, to launch Garding Against Cancer. This fundraising initiative raises funds and awareness for cancer research and care within the state of Wisconsin. In its first two years of hosting fundraising events across the state, GAC raised more than \$2 million dollars in the fight against cancer.

Gard is a 1995 graduate of UW-Platteville with a degree in physical and health education. He received a master's degree in counselor education from Platteville in 2007. Gard and his wife, Michelle, have two daughters, Mackenzie and Peyton, and a son, Isaac.

GARD YEAR-BY-YEAR

Year	School	Record	Pct.	Conf.	Record	Place	Postseason
2015-16	Wisconsin	15-8	.652	Big Ten	12-6	T-3rd	NCAA Sweet 16
2016-17	Wisconsin	27-10	.730	Big Ten	12-6	T-2nd	NCAA Sweet 16
2017-18	Wisconsin	15-18	.455	Big Ten	7-11	9th	--
2018-19	Wisconsin	23-11	.676	Big Ten	14-6	4th	NCAA First Round
2019-20	Wisconsin	15-10	.600	Big Ten	8-6	--	--
Totals (5 seasons)		95-57	(.625)		53-35	(.602)	3 NCAA appearances

GARD vs. DIVISION I TEAMS

Team	Home	Away	Neut.	Total	Team	Home	Away	Neut.	Total
Baylor	0-0	0-0	0-1	0-1	North Carolina State	1-0	0-1	0-0	1-1
Central Arkansas	1-0	0-0	0-0	1-0	Northwestern	1-2	2-1	1-0	4-3
Chicago State	2-0	0-0	0-0	2-0	Notre Dame	0-0	0-0	0-1	0-1
Coppin State	1-0	0-0	0-0	1-0	Ohio State	3-1	2-1	0-0	5-2
Creighton	0-0	0-1	0-0	0-1	Oklahoma	1-0	0-0	1-0	2-0
Eastern Illinois	1-0	0-0	0-0	1-0	Oregon	0-0	0-0	0-1	0-1
Florida	0-0	0-0	0-1	0-1	Penn State	2-0	4-0	0-0	6-0
Florida A&M	1-0	0-0	0-0	1-0	Pittsburgh	0-0	0-0	1-0	1-0
Georgetown	0-0	0-0	1-0	1-0	Prairie View A&M	1-0	0-0	0-0	1-0
Grambling State	1-0	0-0	0-0	1-0	Purdue	1-2	0-4	0-0	1-6
Green Bay	4-0	0-0	0-0	4-0	Rider	1-0	0-0	0-0	1-0
Houston Baptist	1-0	0-0	0-0	1-0	Richmond	0-0	0-0	0-1	0-1
Idaho State	1-0	0-0	0-0	1-0	Rutgers	3-0	0-2	1-0	4-2
Illinois	3-1	4-0	0-0	7-1	Saint Mary's	0-0	0-0	0-1	0-1
Indiana	4-0	1-2	1-0	6-2	Savannah State	1-0	0-0	0-0	1-0
Iowa	1-1	2-2	0-0	3-3	South Carolina State	1-0	0-0	0-0	1-0
Marquette	1-1	1-1	0-0	2-2	Stanford	0-0	0-0	1-0	1-0
Maryland	3-1	1-2	1-0	5-3	Syracuse	1-0	0-0	0-0	1-0
UMass Lowell	1-0	0-0	0-0	1-0	Temple	0-0	0-1	0-0	0-1
McNeese State	1-0	0-0	0-0	1-0	Tennessee	0-0	1-0	1-0	2-0
Michigan	3-1	0-2	0-1	3-4	UCLA	0-0	0-0	0-1	0-1
Michigan State	2-2	0-4	0-2	2-8	Villanova	0-0	0-0	1-0	1-0
Milwaukee	2-0	0-0	0-0	2-0	Virginia	0-0	0-1	0-1	0-2
Minnesota	2-1	3-1	0-0	5-2	Virginia Tech	0-0	0-0	1-0	1-0
Nebraska	2-1	3-1	1-1	6-3	Western Kentucky	1-0	0-1	0-0	1-1
New Mexico	0-0	0-0	0-1	0-1	Xavier	0-1	1-0	1-0	2-1
North Carolina	0-0	0-0	0-1	0-1	Yale	1-0	0-0	0-0	1-0
					Total	57-15	25-28	13-14	95-57

HOME SWEET HOME

The Badgers are VERY good at the Kohl Center



WISCONSIN AT HOME SINCE 2001-02

272-39 (.875)	Overall Home Record
136-26 (.840)	vs. Big Ten teams
136-13 (.913)	vs. non-conference teams
100-12 (.893)	vs. unranked Big Ten teams
44-18 (.710)	vs. teams ranked in the AP top 25
32-5 (.865)	vs. in-state teams
Undefeated	vs. IND (14-0), PSU (14-0)
One-loss	vs. NEB (4-1), MARY (3-1)
Two-loss	vs. MINN (13-2), MICH (13-2), IOWA (12-2)

NCAA'S TOUGHEST VENUES

Since the Kohl Center opened in 1998, Wisconsin has been nearly unbeatable on its home floor. In fact, among active venues, the Kohl Center is among the toughest for road teams to come in and steal a win.

Team	Record	Pct.
1. Gonzaga (McCarthy Center)	209-15	.933
2. Kentucky (Rupp Arena)	603-70	.896
3. Oregon (Matthew Knight Arena)	149-20	.882
4. Kansas (Allen Fieldhouse)	794-114	.874
Michigan State (Breslin Center)	418-60	.874
6. Belmont (Curb Events Center)	190-29	.868
7. Xavier (Cintas Center)	266-43	.861
8. UCLA (Pauley Pavilion)	756-125	.858
9. Louisville (KFC Yum! Center)	155-26	.856
10. Wisconsin (Kohl Center)	304-52	.854

(games through Jan. 11, 2020)

STREAKING

Of the 9 longest home streaks in school history, 5 have come in the last 17 seasons, including a record 38-game home win streak from 2002 to 2005.

No.	Began	Ended
38	12/7/2002 (UNLV)	1/25/2005 (ILL)
33	3/8/1911 (NW)	1/23/1915 (Chic.)
28	2/8/2006 (IND)	12/8/2007 (Marq.)
24	1/14/1929 (IND)	2/14/1931 (MIN)
23	2/13/2010 (IND)	12/3/2011 (Marq.)
19	1/17/2016 (MSU)	2/12/2017 (NW)
18	2/27/1909 (PUR)	3/1/1911 (MIN)
18	2/19/1915 (PUR)	1/26/1917 (Chic.)
18	2/5/2009 (ILL)	2/9/2010 (ILL)

- Since the 2001-02 season when **Greg Gard** first joined staff, Wisconsin has compiled a 272-39 (.875) record at the Kohl Center.
- Over the last 15 seasons, UW is 136-26 (.840) in Big Ten home games, the best mark in the conference.
- Over the last 15 seasons, 203 of the Badgers' 272 home wins have come by at least 10 points (74.6 percent).
- Wisconsin has trailed at halftime in only 66 of 311 home games since 2001-02 season. UW has come back to win 40 of those 66 games (60.6 percent).
- In 2018-19, the Badgers led the Big Ten and ranked 5th nationally in attendance, selling out nearly every game (17,170 per game). UW has led the Big Ten in attendance 13 of the last 17 seasons and finished among the nation's top 7 in each of the last 19 years.
- This season, UW sold out its AreaRED student section for the 7th straight season. With a capacity of 2,100, AreaRED is the 3rd-largest student section in the Big Ten.

BIG KOHL CENTER WINS

Most memorable home wins since opening in 1998:

Jan. 17, 1998 - UW 56, Northwestern 33
First-ever game in the Kohl Center

Dec. 1, 2001 - UW 70, UW-Green Bay 57
Bo Ryan's first victory at the Kohl Center

Dec. 22, 2001 - UW 86, #14 MU 63
Kirk Penney scores 33 points in UW's first win over a ranked team under Bo Ryan

Jan. 5, 2002 - UW 72, #7 Illinois 66
Ryan's first win over a top-10 team at UW

Feb. 27, 2002 - UW 74, Michigan 54
UW clinches share of first Big Ten title since '47

Dec. 7, 2002 - UW 91, UNLV 74
UW begins school-record 38-game home win streak - Alando Tucker 24 points, 18 rebounds

March 5, 2003 - UW 60, #14 Illinois 59
Devin Harris makes 1-of-2 FTs with 0.4 seconds left to clinch outright Big Ten title

Dec. 23, 2004 - UW 85, UNC Green. 53
UW wins school-record 34th-straight home game

Jan. 16, 2005 - UW 62, #15 Mich. St. 59
Wisconsin overcomes 8-point deficit with 1:58 remaining to win its 38th-straight home game

Feb. 9, 2005 - UW 72, Iowa 69
UW overcomes a 13-point deficit with 12:27 remaining in the game

March 1, 2005 - UW 62, Indiana 60
Alando Tucker scores putback as time expires

Feb. 15, 2006 - UW 78, #12 Ohio St. 73
UW overcomes a nine-point halftime deficit to beat No. 12 Ohio State

Dec. 16, 2006 - UW 89, #2 Pitt 75
Alando Tucker and Brian Butch combine for 59 pts

Jan. 9, 2007 - UW 72, #5 Ohio St. 69
Badgers win the first matchup in school history of top-five teams

March 3, 2007 - UW 52, Michigan St. 50
Kammron Taylor wins it on 3fG with 3.9 seconds left

Dec. 2, 2009 - UW 73, #6 Duke 69
Trevon Hughes scores 26 as UW's win clinches Big Ten's first Big Ten/ACC title

Jan. 9, 2010 - UW 73, #4 Purdue 66
Jordan Taylor (23) and Jason Bohannon (20) help end Purdue's undefeated season

Feb. 2, 2010 - UW 67, #5 Michigan State 49
Badgers end MSU's 9-0 Big Ten start

Feb. 12, 2011 - UW 71, #1 Ohio State 67
Stopped OSU's 24-0 start and UW's first win over AP No. 1 since 1962

Feb. 9, 2013 - UW 65, #2 Michigan 62 (OT)
Ben Brust's half-court buzzer-beater sends game to overtime where UW wins

Nov. 19, 2013 - UW 103, North Dakota 85
UW's first 100-point game since '95, Frank Kaminsky scores UW record 43 points

Feb. 9, 2014 - UW 60, #8 Michigan State 58
Treavon Jackson hits game-winning jumper with 2.1 seconds left in Bo Ryan's 150th Big Ten win

March 1, 2015 - #6 UW 68, Michigan State 61
UW claims 18th Big Ten championship and the 4th under Bo Ryan as Frank Kaminsky scores 31

Dec. 23, 2015 - UW 84, Green Bay 79
Greg Gard's first win as interim head coach

Jan. 17, 2016 - UW 77, #4 Michigan State 76
Gard's first ranked win, Koenig/Hayes total 52 pts

Feb. 15, 2018 - UW 57, #6 Purdue 53
Ethan Happ tallies 21 pts and 12 reb as Badgers raise Frank Kaminsky's No. 44 into rafters

Jan. 19, 2019 - UW 64, #2 Michigan 54
UW knocks off 17-0 Michigan behind 26 points, 10 rebounds and 7 assists from Ethan Happ

Feb. 1, 2020 - UW 64, #14 Michigan State 63
UW wins first game over MSU since 2016

0 | D'MITRIK TRICE

R-Junior | Guard | 6-0 | 184
Huber Heights, Ohio | IMG Academy (Fla.)



Twitter: @DMitrikTrice22 | Instagram: dmitrik_trice0

INDIVIDUAL BENCHMARKS		
	SEASON	CAREER
GP/GS	25/25	106/71
10+ POINTS:	12	41
20+ POINTS:	2	6
30+ POINTS:	1	1
3+ 3-PTERS MADE:	7	24
3+ ASSISTS:	18	51
LED UW IN PTS:	4	10
LED UW IN AST:	16	37

GET TO KNOW D'MITRIK

Trice has had a big impact at Wisconsin since stepping onto campus in 2016. With 106 games and 71 starts, Trice is among the most experienced Badgers on the roster. Now in his redshirt junior season, Trice has developed into a leading scorer. The Huber Heights, Ohio native started all 34 games in 2018-19, earning All-Big Ten honorable mention after averaging 11.6 points per game, 39% 3FG shooting and 2.8 assists per game.

- Needs just 60 points to reach 1,000 in his career.

- HONOR
- 2019 All-Big Ten Honorable Mention
 - 1x Big Ten Player of the Week (12/23/19)
 - 2x Academic All-Big Ten (2018, '19)

- CAREER
- Currently 6th in UW history with a career 2.00 assist-to-turnover ratio (274 assists, 137 TOs).
 - Currently ranks 11th in school history with 171 career 3-point field goals.
 - In 2016-17, his .418 3FG% ranks 2nd-highest ever by a UW freshman.
 - Became just the 5th true freshman to start a game at Wisconsin since 2000 (joining Devin Harris, Alando Tucker, Josh Gasser & Sam Dekker).

- TOP SEASON PERFORMANCES
- **vs. Nebraska (1/21/20):** First UW guard to post at least 10 pts, 10 reb and 5 ast in a game since 2011.
 - **vs. Indiana (12/21/19):** Scored a career-high 31 points, while adding 5 rebounds and 3 assists.
 - **vs. Green Bay (11/21/19):** Finished the game with 11 points, 8 rebounds and 7 assists.

SEASON HIGHS			CAREER HIGHS		
POINTS:	31 vs. Milwaukee (12/21/19)		POINTS:	31 vs. Milwaukee (12/21/19)	
FIELD GOALS:	11 vs. Milwaukee (12/21/19)		FIELD GOALS:	11 vs. Milwaukee (12/21/19)	
FG ATTEMPTS:	14 (2x) MR at Tennessee (12/28/19)		FG ATTEMPTS:	20 vs. Stanford (11/21/18)	
3-POINT FGS:	5 (2x) MR at Nebraska (2/15/20)		3-POINT FGS:	7 vs. Oklahoma (11/22/18)	
3-POINT FGAS:	9 at Minnesota (2/5/20)		3-POINT FGAS:	10 vs. Oregon (3/22/19)	
FREE THROWS:	6 vs. Michigan State (2/1/20)		FREE THROWS:	6 (3x) MR vs. Mich. State (2/1/20)	
FT ATTEMPTS:	9 vs. Michigan State (2/1/20)		FT ATTEMPTS:	9 (2x) MR vs. Mich. State (2/1/20)	
REBOUNDS:	10 vs. Nebraska (1/21/20)		REBOUNDS:	10 vs. Nebraska (1/21/20)	
ASSISTS:	8 vs. Ohio State (2/9/20)		ASSISTS:	8 vs. Ohio State (2/9/20)	
BLOCKS:	1 (2x) MR at Purdue (1/24/20)		BLOCKS:	1 (7x) MR at Purdue (1/24/20)	
STEALS:	3 (3x) MR vs. Nebraska (1/21/20)		STEALS:	3 (7x) MR vs. Nebraska (1/21/20)	
MINUTES:	39 (2x) MR vs. Mich. State (2/1/20)		MINUTES:	41 at Marquette (12/8/18)	

GAME-BY-GAME STATISTICS																						
Opponent	Date	gs	min	Total		3-Pointers		Free throws		Rebounds				pf	a	t/o	blk	stl	pts	avg		
				fg-fga	pct	3fg-fga	pct	ft-fa	pct	off	def	tot	avg									
vs Saint Mary's (CA)	11/05/19	*	39	3-7	.429	2-4	.500	2-2	1.000	0	3	3	3.0	2	3	3	0	0	10	10.0		
EASTERN ILL.	11/08/19	*	27	2-6	.333	0-1	.000	0-0	.000	1	3	4	3.5	1	1	2	0	1	4	7.0		
MCNEESE	11/13/19	*	27	3-9	.333	2-7	.286	0-0	.000	0	3	3	3.3	0	3	1	0	1	8	7.3		
MARQUETTE	11/17/19	*	33	4-9	.444	2-5	.400	0-0	.000	0	2	2	3.0	1	2	1	0	3	10	8.0		
GREEN BAY	11/21/19	*	32	3-7	.429	3-5	.600	2-2	1.000	0	8	8	4.0	0	7	1	0	0	11	8.6		
vs Richmond	11/25/19	*	36	2-10	.200	1-6	.167	0-0	.000	0	7	7	4.5	0	5	1	0	1	5	8.0		
vs New Mexico	11/26/19	*	32	4-12	.333	1-7	.143	2-2	1.000	0	7	7	4.9	1	1	0	0	1	11	8.4		
at NC State	12/04/19	*	36	3-9	.333	2-8	.250	0-0	.000	1	3	4	4.8	1	4	1	0	1	8	8.4		
INDIANA	12/07/19	*	30	2-7	.286	0-3	.000	4-4	1.000	1	4	5	4.8	2	4	2	0	0	8	8.3		
at Rutgers	12/11/19	*	23	1-2	.500	0-1	.000	0-1	.000	0	3	3	4.6	1	1	3	0	2	2	7.7		
MILWAUKEE	12/21/19	*	32	11-14	.786	5-6	.833	4-6	.667	1	4	5	4.6	2	3	2	0	1	31	9.8		
at Tennessee	12/28/19	*	30	6-14	.429	4-8	.500	5-6	.833	0	3	3	4.5	0	3	3	0	1	21	10.8		
RIDER	12/31/19	*	30	3-9	.333	3-7	.429	0-0	.000	0	3	3	4.4	0	7	3	1	3	9	10.6		
at Ohio St.	01/03/20	*	31	2-10	.200	0-4	.000	2-2	1.000	0	3	3	4.3	3	2	1	0	0	6	10.3		
ILLINOIS	01/08/20	*	33	2-10	.200	0-1	.000	3-4	.750	0	3	3	4.2	3	4	1	0	0	7	10.1		
at Penn St.	01/11/20	*	13	0-2	.000	0-1	.000	0-0	.000	0	0	0	3.9	0	1	1	0	0	0	9.4		
MARYLAND	01/14/20	*	26	0-5	.000	0-3	.000	0-0	.000	0	2	2	3.8	2	4	1	0	0	0	8.9		
at Michigan St.	01/17/20	*	26	4-9	.444	1-4	.250	0-0	.000	0	5	5	3.9	2	4	1	0	1	9	8.9		
NEBRASKA	01/21/20	*	36	4-6	.667	3-4	.750	0-0	.000	1	9	10	4.2	0	7	3	0	3	11	9.0		
at Purdue	01/24/20	*	29	4-6	.667	2-3	.667	1-2	.500	0	1	1	4.1	0	2	4	1	0	11	9.1		
at Iowa	01/27/20	*	37	5-10	.500	3-6	.500	3-4	.750	1	8	9	4.3	4	6	1	0	1	16	9.4		
MICHIGAN ST.	02/01/20	*	39	3-12	.250	2-7	.286	6-9	.667	0	6	6	4.4	1	5	1	0	1	14	9.6		
at Minnesota	02/05/20	*	36	4-13	.308	2-9	.222	0-0	.000	0	5	5	4.4	1	6	2	0	0	10	9.7		
OHIO ST.	02/09/20	*	32	3-8	.375	2-6	.333	0-0	.000	1	2	3	4.3	1	8	3	0	1	8	9.6		
at Nebraska	02/15/20	*	36	5-10	.500	5-6	.833	0-0	.000	0	3	3	4.3	2	5	0	0	0	15	9.8		
Totals			25	781	83-216	.384	45-122	.369	34-44	.773	7	100	107	4.3	30	98	42	2	22	245	9.8	
Games played: 25											Rebounds/game: 4.3											
Minutes/game: 31.2											Assists/game: 3.9											
Points/game: 9.8											Turnovers/game: 1.7											
FG Pct: 38.4											Assist/turnover ratio: 2.3											
3FG Pct: 36.9											Steals/game: 0.9											
FT Pct: 77.3											Blocks/game: 0.1											

CAREER STATISTICS																						
Season	gp-gs	min/avg	Total		3-Point		F-Throws		Rebounds				pf	fo	ast	to	blk	stl	Scoring			
			fg-fga	pct	fg-fga	pct	ft-fa	pct	off	def	tot	avg							pts	avg		
2016-17	37-2	677/18.3	70-184	.380	38-91	.418	30-38	.789	7	62	69	1.9	51	0	63	37	3	20	208	5.6		
2017-18	10-10	315/31.5	35-92	.380	12-40	.300	12-17	.706	2	18	20	2.0	13	0	23	13	1	6	94	9.4		
2018-19	34-34	1107/32.6	133-346	.384	76-195	.390	51-68	.750	6	88	94	2.8	65	1	90	45	1	30	393	11.6		
2019-20	25-25	781/31.2	83-216	.384	45-122	.369	34-44	.773	7	100	107	4.3	30	0	98	42	2	22	245	9.8		
TOTAL	106-71	2880/27.2	321-838	.383	171-448	.382	127-167	.760	22	268	290	2.7	159	1	274	137	7	78	940	8.9		

1 | BREVIN PRITZL

Graduate Student | Guard | 6-3 | 204 | De Pere, Wis.
De Pere High School



Twitter: @LilB_Pritzl | Instagram: lilb_pritzl

INDIVIDUAL BENCHMARKS		
GP/GS	SEASON 25/3	CAREER 116/24
10+ POINTS:	8	28
3+ 3-PTERS MADE:	5	17
2+ STEALS:	2	11
LED UW IN PTS:	2	8
LED UW IN REB:	2	6

GET TO KNOW BREVIN

The Badgers' lone senior this season, Pritzl brings both leadership and scoring ability to the Badgers in 2019-20. The lethal veteran shooter is back as a graduate student at UW-Madison after leading the Big Ten in 3-point FG percentage during conference play last season (53.5%). The all-time leading scorer in De Pere High School history, Pritzl brings relentless energy and effort on defense while also finding teammates in scoring situations. Pritzl appeared in every game last season, shooting a team-high 41% from 3-point range and scoring in double figures four times as one of UW's featured players off the bench.

HONORS

- 2x; Academic All-Big Ten (2017, '19)

- TOP SEASON PERFORMANCES
- at Tennessee (12/28/19): Contributed 17 points (4 3FGs) off the bench, as well as 3 reb and 3 stl.
 - vs. Marquette (11/17/19): Scored 15 pts with a career-high 13 reb in UW's in-state rivalry win.
 - vs. McNeese St. (11/13/19): Scored 13 pts and added 3 reb in his lone start this season.
 - vs. Michigan State (2/1/20): Scored 10 points and grabbed a team-high seven rebounds in UW's upset victory over the No. 14 Spartans.

SEASON HIGHS	
POINTS:	19 vs. Ohio State (2/9/20)
FIELD GOALS:	7 vs. Ohio State (2/9/20)
FG ATTEMPTS:	13 vs. Ohio State (2/9/20)
3-POINT FGS:	5 vs. Ohio State (2/9/20)
3-POINT FGAS:	8 (2x) MR vs. Nebraska (1/21/20)
FREE THROWS:	4 (2x) MR vs. Illinois (1/8/20)
FT ATTEMPTS:	4 (3x) MR vs. Illinois (1/8/20)
REBOUNDS:	13 vs. Marquette (11/17/19)
ASSISTS:	2 (6x) MR vs. Ohio State (2/9/20)
BLOCKS:	1 (4x) MR at Nebraska (2/15/20)
STEALS:	3 at Tennessee (12/28/19)
MINUTES:	39 vs. Michigan State (2/1/20)

CAREER HIGHS	
POINTS:	20 vs. Minnesota (2/19/18)
FIELD GOALS:	7 vs. Ohio State (2/9/20)
FG ATTEMPTS:	13 (2x) MR vs. Ohio State (2/9/20)
3-POINT FGS:	6 vs. Minnesota (2/19/18)
3-POINT FGAS:	9 (3x) MR vs. Minnesota (2/19/18)
FREE THROWS:	6 at Illinois (2/8/18)
FT ATTEMPTS:	6 (3x) MR vs. Houston Baptist (11/17/18)
REBOUNDS:	13 vs. Marquette (11/17/19)
ASSISTS:	4 vs. Green Bay (12/23/17)
BLOCKS:	1 (13x) MR at Nebraska (2/15/20)
STEALS:	3 (7x) MR at Tennessee (12/28/19)
MINUTES:	39 (3x) MR vs. Michigan State (2/1/20)

GAME-BY-GAME STATISTICS

Opponent	Date	gs	min	Total		3-Pointers		Free throws		Rebounds				pf	a	t/o	blk	stl	pts	avg
				fg-fga	pct	3fg-fga	pct	ft-fa	pct	off	def	tot	avg							
vs Saint Mary's (CA)	11/05/19	22	0-0	.000	0-0	.000	0-0	.000	1	2	3	3.0	0	1	0	0	0	0	0	0.0
EASTERN ILL.	11/08/19	26	3-9	.333	1-6	.167	2-2	1.000	2	5	7	5.0	3	0	2	1	0	9	4.5	
MCNEESE	11/13/19	21	4-9	.444	2-6	.333	3-4	.750	2	1	3	4.3	2	2	0	1	0	13	7.3	
MARQUETTE	11/17/19	26	4-6	.667	3-4	.750	4-4	1.000	6	7	13	6.5	2	0	2	0	0	15	9.3	
GREEN BAY	11/21/19	32	4-9	.444	2-4	.500	0-0	.000	1	4	5	6.2	3	2	0	0	0	10	9.4	
vs Richmond	11/25/19	26	2-5	.400	1-3	.333	0-0	.000	0	5	5	6.0	3	0	2	0	0	5	8.7	
vs New Mexico	11/26/19	22	2-7	.286	1-6	.167	1-2	.500	1	1	2	5.4	2	1	0	0	1	6	8.3	
at NC State	12/04/19	22	0-2	.000	0-2	.000	0-0	.000	1	3	4	5.3	0	0	0	0	1	0	7.3	
INDIANA	12/07/19	22	3-6	.500	2-5	.400	1-2	.500	0	1	1	4.8	2	2	0	0	0	9	7.4	
at Rutgers	12/11/19	26	2-5	.400	2-5	.400	0-0	.000	0	1	1	4.4	1	0	1	0	0	6	7.3	
MILWAUKEE	12/21/19	17	1-4	.250	1-3	.333	0-0	.000	0	0	0	4.0	4	1	1	0	0	3	6.9	
at Tennessee	12/28/19	28	6-10	.600	4-8	.500	1-1	1.000	0	3	3	3.9	1	1	1	0	3	17	7.8	
RIDER	12/31/19	20	4-7	.571	3-5	.600	0-1	.000	0	1	1	3.7	1	1	2	1	0	11	8.0	
at Ohio St.	01/03/20	29	3-8	.375	2-5	.400	1-2	.500	1	2	3	3.6	3	0	0	0	1	9	8.1	
ILLINOIS	01/08/20	20	1-2	.500	1-2	.500	4-4	1.000	0	2	2	3.5	1	0	1	0	1	7	8.0	
at Penn St.	01/11/20	19	1-5	.200	1-4	.250	0-0	.000	0	1	1	3.4	1	1	0	0	0	3	7.7	
MARYLAND	01/14/20	24	1-2	.500	1-1	1.000	0-0	.000	0	3	3	3.4	0	2	0	0	1	3	7.4	
at Michigan St.	01/17/20	23	1-5	.200	0-1	.000	0-0	.000	0	3	3	3.3	0	0	0	0	0	2	7.1	
NEBRASKA	01/21/20	22	4-11	.364	4-8	.500	0-0	.000	0	3	3	3.3	0	0	2	0	0	12	7.4	
at Purdue	01/24/20	28	2-5	.400	2-5	.400	2-2	1.000	0	2	2	3.3	1	0	0	1	0	8	7.4	
at Iowa	01/27/20	32	3-8	.375	2-6	.333	0-0	.000	0	4	4	3.3	3	2	1	0	0	8	7.4	
MICHIGAN ST.	02/01/20	39	4-11	.364	2-7	.286	0-0	.000	1	6	7	3.5	1	0	1	0	1	10	7.5	
at Minnesota	02/05/20	27	0-7	.000	0-4	.000	0-0	.000	2	1	3	3.4	2	0	0	0	1	0	7.2	
OHIO ST.	02/09/20	33	7-13	.538	5-6	.833	0-1	.000	0	5	5	3.5	0	2	0	0	2	19	7.7	
at Nebraska	02/15/20	36	1-8	.125	0-6	.000	1-1	1.000	2	3	5	3.6	2	0	1	1	1	3	7.5	
Totals		3	642	63-164	.384	42-112	.375	20-26	.769	20	69	89	3.6	38	18	17	5	13	188	7.5

Games played: 25
Minutes/game: 25.7
Points/game: 7.5
FG Pct: 38.4
3FG Pct: 37.5
FT Pct: 76.9

Rebounds/game: 3.6
Assists/game: 0.7
Turnovers/game: 0.7
Assist/turnover ratio: 1.1
Steals/game: 0.5
Blocks/game: 0.2

CAREER STATISTICS																			
Season	gp-gs	min/avg	Total		3-Point		F-Throws		Rebounds				pf	fo	ast	to	blk	stl	Scoring
			fg-fga	pct	fg-fga	pct	ft-fa	pct	off	def	tot	avg							
2015-16	1-0	4/4.0	0-0	.000	0-0	.000	0-0	.000	0	0	0	0.0	0	0	0	1	0	0	0
2016-17	24-0	195/8.1	13-38	.342	5-21	.238	14-19	.737	14	12	26	1.1	18	0	2	5	0	7	45
2017-18	32-21	938/29.3	93-234	.397	53-149	.356	47-55	.855	30	92	122	3.8	56	1	33	17	7	26	286
2018-19	34-0	668/19.6	50-108	.463	32-78	.410	30-36	.833	15	68	83	2.4	36	0	17	10	3	10	162
2019-20	25-3	642/25.7	63-164	.384	42-112	.375	20-26	.769	20	69	89	3.6	38	0	18	17	5	13	188
TOTAL	116-24	2447/21.1	219-544	.403	132-360	.367	111-136	.816	79	241	320	2.8	148	1	70	50	15	56	681

2 | ALEEM FORD

R-Junior | Forward | 6-8 | 217
Lawrenceville, Ga. | Archer/IMG Academy



Twitter: @Aleemty2 | Instagram: Aleemty2

INDIVIDUAL BENCHMARKS

	SEASON	CAREER
GP/GS:	25/25	89/45
10+ POINTS:	10	19
3+ 3FGS:	2	9
LED UW IN PTS:	1	1
3+ REBOUNDS:	16	40
DOUBLE-DOUBLES:	--	0
2+ ASSISTS:	9	18

GET TO KNOW ALEEM

After missing the opening three games with a knee injury last season, Aleem Ford returned to the court – and form – as one of Wisconsin’s key contributors off the bench. The redshirt junior averaged over three points per game while averaging 13.8 minutes played, scoring in double figures three times. Ford provides a shooting threat from the outside, while also flashing the skillset to drive and slash to the basket. The Lawrenceville, Georgia native appears poised for a breakout season in his third campaign in Madison.

CAREER

- His .409 3FG% in 2017-18 ranked third-highest ever by a UW freshman
- His 45 3FGs as a freshman ranks fifth-highest in school history

TOP SEASON PERFORMANCES

- vs. McNeese St. (11/13/19): Tallied a season-high 16 pts with 2 rebs, a block and a steal.
- vs. Indiana (12/7/19): Scored 13 pts on 4-6 shooting from the floor including going 3-5 from three-point range.
- vs. Michigan State (2/1/20): Scored 13 points on 5-for-6 shooting, four rebounds and two steals in UW’s upset victory over the No. 14 Spartans.
- vs. Ohio State (2/9/20): Tallied a career-high 9 rebs and added 10 pts in UW’s victory over OSU.

SEASON HIGHS

POINTS: 16 vs. McNeese State (11/13/19)
FIELD GOALS: 7 vs. McNeese State (11/13/19)
FG ATTEMPTS: 11 (2x) MR vs. Green Bay (11/21/19)
3-POINT FGS: 4 vs. Rider (12/31/19)
3-POINT FGAS: 6 (3x) MR vs. Ohio State (2/9/20)
FREE THROWS: 4 at Rutgers (12/11/19)
FT ATTEMPTS: 4 (5x) MR at Rutgers (12/11/19)
REBOUNDS: 10 at Nebraska (2/15/20)
ASSISTS: 3 (2x) MR vs. Ohio State (2/9/20)
BLOCKS: 3 vs. Indiana (12/7/19)
STEALS: 2 (2x) MR vs. Mich. State (2/1/20)
MINUTES: 34 (2x) MR vs. Mich. State (2/1/20)

CAREER HIGHS

POINTS: 16 vs. McNeese State (11/13/19)
FIELD GOALS: 7 vs. McNeese State (11/13/19)
FG ATTEMPTS: 11 (2x) MR vs. Green Bay (11/21/19)
3-POINT FGS: 4 (5x) MR vs. Rider (12/31/19)
3-POINT FGAS: 8 vs. Minnesota (2/19/18)
FREE THROWS: 4 (3x) MR at Rutgers (12/11/19)
FT ATTEMPTS: 4 (7x) MR at Rutgers (12/11/19)
REBOUNDS: 10 at Nebraska (2/15/20)
ASSISTS: 5 vs. Milwaukee (11/24/17)
BLOCKS: 3 vs. Indiana (12/7/19)
STEALS: 2 (4x) MR vs. Mich. State (2/1/20)
MINUTES: 38 at Maryland (2/4/18)

GAME-BY-GAME STATISTICS

Opponent	Date	gs	min	Total		3-Pointers		Free throws		Rebounds				pf	a	t/o	blk	stl	pts	avg	
				fg-fga	pct	3fg-fga	pct	ft-fia	pct	off	def	tot	avg								
vs Saint Mary's (CA)	11/05/19	*	34	3-9	.333	1-6	.167	0-0	.000	2	3	5	5.0	3	2	3	0	1	7	7.0	
EASTERN ILL.	11/08/19	*	17	4-10	.400	1-5	.200	2-3	.667	0	4	4	4.5	5	0	1	0	1	11	9.0	
MCNEESE	11/13/19	*	26	7-11	.636	2-4	.500	0-0	.000	1	1	2	3.7	3	1	0	1	1	16	11.3	
MARQUETTE	11/17/19	*	27	4-10	.400	1-4	.250	3-4	.750	1	6	7	4.5	3	1	2	2	0	12	11.5	
GREEN BAY	11/21/19	*	28	5-11	.455	2-5	.400	0-0	.000	2	3	5	4.6	2	2	2	0	0	12	11.6	
vs Richmond	11/25/19	*	27	0-5	.000	0-3	.000	3-4	.750	0	4	4	4.5	0	1	1	0	0	3	10.2	
vs New Mexico	11/26/19	*	29	2-7	.286	0-3	.000	3-4	.750	5	1	6	4.7	2	2	4	0	1	7	9.7	
at NC State	12/04/19	*	28	5-10	.500	1-3	.333	2-4	.500	4	3	7	5.0	2	0	2	1	1	13	10.1	
INDIANA	12/07/19	*	26	4-6	.667	3-5	.600	2-2	1.000	1	4	5	5.0	4	1	0	3	0	13	10.4	
at Rutgers	12/11/19	*	22	2-5	.400	1-3	.333	4-4	1.000	0	1	1	4.6	0	1	2	1	1	9	10.3	
MILWAUKEE	12/21/19	*	22	2-3	.667	2-2	1.000	1-2	.500	0	4	4	4.5	0	2	0	0	2	7	10.0	
at Tennessee	12/28/19	*	19	2-7	.286	0-3	.000	1-2	.500	1	2	3	4.4	5	3	0	0	0	5	9.6	
RIDER	12/31/19	*	21	5-9	.556	4-6	.667	0-0	.000	1	4	5	4.5	2	2	2	0	1	14	9.9	
at Ohio St.	01/03/20	*	17	2-4	.500	1-3	.333	0-0	.000	0	1	1	4.2	1	1	0	0	0	5	9.6	
ILLINOIS	01/08/20	*	23	2-7	.286	0-3	.000	0-0	.000	1	1	2	4.1	0	1	0	0	0	4	9.2	
at Penn St.	01/11/20	*	22	1-3	.333	0-1	.000	0-0	.000	0	2	2	3.9	4	0	0	0	0	2	8.8	
MARYLAND	01/14/20	*	17	0-3	.000	0-3	.000	0-0	.000	0	1	1	3.8	0	1	0	1	0	0	8.2	
at Michigan St.	01/17/20	*	6	0-1	.000	0-1	.000	0-0	.000	1	1	2	3.7	1	1	0	1	0	0	7.8	
NEBRASKA	01/21/20	*	22	3-7	.429	2-4	.500	0-0	.000	2	2	4	3.7	1	2	0	0	1	8	7.8	
at Purdue	01/24/20	*	21	3-5	.600	0-2	.000	0-0	.000	0	1	1	3.6	0	0	0	0	1	6	7.7	
at Iowa	01/27/20	*	19	2-8	.250	1-3	.333	1-2	.500	1	1	2	3.5	3	0	1	0	0	6	7.6	
MICHIGAN ST.	02/01/20	*	34	5-6	.833	2-2	1.000	1-1	1.000	0	4	4	3.5	2	0	2	0	2	13	7.9	
at Minnesota	02/05/20	*	25	4-9	.444	2-5	.400	1-2	.500	1	3	4	3.5	1	0	2	0	0	11	8.0	
OHIO ST.	02/09/20	*	32	3-8	.375	2-6	.333	2-2	1.000	4	5	9	3.8	3	3	1	0	0	10	8.1	
at Nebraska	02/15/20	*	27	1-5	.200	1-3	.333	0-1	.000	1	9	10	4.0	3	2	1	0	1	3	7.9	
Totals			25	591	71-169	.420	29-88	.330	26-37	.703	29	71	100	4.0	50	29	26	10	14	197	7.9

Games played: 25	Rebounds/game: 4.0
Minutes/game: 23.6	Assists/game: 1.2
Points/game: 7.9	Turnovers/game: 1.0
FG Pct: 42.0	Assist/turnover ratio: 1.1
3FG Pct: 33.0	Steals/game: 0.6
FT Pct: 70.3	Blocks/game: 0.4

CAREER STATISTICS

Season	gp-gs	min/avg	Total		3-Point		F-Throws		Rebounds				pf	fo	ast	to	blk	stl	Scoring	
			fg-fga	pct	fg-fga	pct	ft-fia	pct	off	def	tot	avg							pts	avg
2017-18	33-20	805/24.4	60-150	.400	45-110	.409	27-33	.818	20	71	91	2.8	64	1	30	25	6	11	192	5.8
2018-19	31-0	429/13.8	35-103	.340	23-80	.288	4-4	1.000	11	48	59	1.9	44	0	11	16	4	8	97	3.1
2019-20	25-25	591/23.6	71-169	.420	29-88	.330	26-37	.703	29	71	100	4.0	50	2	29	26	10	14	197	7.9
TOTAL	89-45	1825/20.5	166-422	.393	97-278	.349	57-74	.770	60	190	250	2.8	158	3	70	67	20	33	486	5.5

11 | MICAH POTTER

R-Junior | Forward | 6-10 | 248
Mentor, Ohio | Montverde Academy



Twitter: @BigJam_23 | Instagram: bigjam_23

INDIVIDUAL BENCHMARKS

	SEASON	CAREER
GP/GS:	15/1	74/17
10+ POINTS:	7	12
20+ POINTS:	1	1
5+ REBOUNDS:	10	22
10+ REBOUNDS:	2	3
DOUBLE-DOUBLES:	2	3
2+ BLOCKS:	4	8
LED TEAM IN PTS:	2	2
LED TEAM IN REB:	5	8

GET TO KNOW MICAH

Junior transfer Micah Potter made his debut for Wisconsin this December in a 83-64 win over Milwaukee (12/21). Potter finished with 12 points, 5 rebounds and 1 block in just 13 minutes off the bench, flashing the potential of what he could bring to the Badgers. It had been 644 days since Potter had last played a game at Ohio State, where he appeared in 59 games (16 starts) and averaged 4.1 points, 2.4 rebounds and 10.1 minutes per game in 2017-18. Stretching the floor with his inside-outside game, while also providing a physical, defensive presence in the paint, Potter brings a defensive boost and valuable minutes to UW's rotation.

HONORS

- 2018 Academic All-Big Ten

TOP SEASON PERFORMANCES

- at #20 Penn State (1/11/20):** Scored a career-high 24 points (9-14 FGs), including 18 in the first half. Recorded his first double-double as a Badger, also posting a career-best 13 rebounds. He knocked down a career-high four 3-pointers (4-6 3FG).
- vs. #17 Maryland (1/14/20):** Finished with 14 points on efficient 6-for-7 FG shooting (2-3 3FG), plus 3 rebounds and 1 steal in 13 minutes off the bench.
- at Minnesota (2/5/20):** Recorded his second double-double of the season and the third of his career, finishing with 11 points and a career high 15 rebounds, including 8 pts and 10 reb in the second half alone.

SEASON HIGHS

POINTS:	24 at Penn State (1/11/20)
FIELD GOALS:	9 at Penn State (1/11/20)
FG ATTEMPTS:	14 at Penn State (1/11/20)
3-POINT FGS:	4 at Penn State (1/11/20)
3-POINT FGAS:	6 at Penn State (1/11/20)
FREE THROWS:	8 vs. Illinois (1/8/20)
FT ATTEMPTS:	8 vs. Illinois (1/8/20)
REBOUNDS:	15 at Minnesota (2/5/20)
ASSISTS:	1 (5x) MR vs. Ohio State (2/9/20)
BLOCKS:	3 (2x) MR vs. Illinois (1/8/20)
STEALS:	1 (4x) MR vs. Ohio State (2/9/20)
MINUTES:	27 at Penn State (1/11/20)

CAREER HIGHS

POINTS:	24 at Penn State (1/11/20)
FIELD GOALS:	9 at Penn State (1/11/20)
FG ATTEMPTS:	14 at Penn State (1/11/20)
3-POINT FGS:	4 at Penn State (1/11/20)
3-POINT FGAS:	6 at Penn State (1/11/20)
FREE THROWS:	8 vs. Illinois (1/8/20)
FT ATTEMPTS:	8 vs. Illinois (1/8/20)
REBOUNDS:	15 at Minnesota (2/5/20)
ASSISTS:	2 (3x) MR vs. Citadel (12/19/17)*
BLOCKS:	3 (2x) MR vs. Illinois (1/8/20)
STEALS:	3 (2x) MR vs. Citadel (12/19/17)*
MINUTES:	31 vs. Texas Southern (11/16/17)*

*Recorded at Ohio State

GAME-BY-GAME STATISTICS

Opponent	Date	gs	min	Total		3-Pointers		Free throws		Rebounds			pf	a	t/o	blk	stl	pts	avg	
				fg-fga	pct	3fg-fga	pct	ft-fa	pct	off	def	tot								avg
MILWAUKEE	12/21/19	13	3-6	.500	0-1	.000	6-6	1.000	0	5	5	5.0	0	0	3	1	0	12	12.0	
at Tennessee	12/28/19	7	0-1	.000	0-0	.000	0-0	.000	0	2	2	3.5	4	0	1	0	0	0	6.0	
RIDER	12/31/19	19	2-6	.333	0-1	.000	0-0	.000	0	7	7	4.7	0	0	0	3	0	4	5.3	
at Ohio St.	01/03/20	11	2-4	.500	0-1	.000	0-0	.000	0	3	3	4.3	2	0	2	0	0	4	5.0	
ILLINOIS	01/08/20	15	2-6	.333	1-2	.500	8-8	1.000	3	6	9	5.2	0	0	1	3	1	13	6.6	
at Penn St.	01/11/20	28	9-14	.643	4-6	.667	2-2	1.000	3	10	13	6.5	1	0	2	1	0	24	9.5	
MARYLAND	01/14/20	13	6-7	.857	2-3	.667	0-1	.000	0	3	3	6.0	1	0	1	0	1	14	10.1	
at Michigan St.	01/17/20	20	2-7	.286	0-1	.000	0-0	.000	2	3	5	5.9	0	0	3	0	1	4	9.4	
NEBRASKA	01/21/20	13	3-3	1.000	2-2	1.000	1-2	.500	1	4	5	5.8	1	1	0	0	0	9	9.3	
at Purdue	01/24/20	14	5-7	.714	1-2	.500	0-0	.000	0	2	2	5.4	2	0	0	0	1	11	9.5	
at Iowa	01/27/20	15	3-7	.429	0-2	.000	1-1	1.000	3	3	6	5.5	4	1	1	2	1	7	9.3	
MICHIGAN ST.	02/01/20	22	2-5	.400	0-2	.000	2-2	1.000	2	2	4	5.3	0	1	2	1	0	6	9.0	
at Minnesota	02/05/20	20	4-11	.364	1-2	.500	2-2	1.000	5	10	15	6.1	2	1	0	1	0	11	9.2	
OHIO ST.	02/09/20 *	23	3-7	.429	1-3	.333	2-2	1.000	2	3	5	6.0	3	1	3	2	1	9	9.1	
at Nebraska	02/15/20	19	6-8	.750	0-1	.000	3-3	1.000	1	6	7	6.1	0	1	4	1	0	15	9.5	
Totals		1	252	52-99	.525	12-29	.414	27-29	.931	22	69	91	6.1	20	6	23	15	6	143	9.5

Games played: 15
Minutes/game: 16.8
Points/game: 9.5
FG Pct: 52.5
3FG Pct: 41.4
FT Pct: 93.1

Rebounds/game: 6.1
Assists/game: 0.4
Turnovers/game: 1.5
Assist/turnover ratio: 0.3
Steals/game: 0.4
Blocks/game: 1.0

CAREER STATISTICS

Overall (*at Ohio State)				3-Point				Rebounding											
Year	GP-GS	Min/Avg	FG-FGA	Pct	FG-FGA	Pct	FT-FTA	Pct	Off-Def	Tot	Avg	PF-FO	Ast	TO	Blk	Stl	Pts/Avg		
2016-17*	30-12	422/14.1	43-99	.434	17-51	.333	21-35	.600	35-57	92	3.1	68-0	8	20	11	8	124/4.1		
2017-18*	29-4	292/10.1	44-90	.489	6-20	.300	24-30	.800	31-40	71	2.4	39-0	10	12	11	5	118/4.1		
2019-20	15-1	249/16.6	52-99	.525	12-29	.414	27-29	.931	22-69	91	6.1	20-0	6	23	15	6	143/9.5		
Total	74-17	963/13.0	139-288	.483	35-100	.350	72-94	.766	88-166	254	3.4	127	24	55	37	19	385/5.2		

Big Ten (*at Ohio State)				3-Point				Rebounding											
Year	GP-GS	Min/Avg	FG-FGA	Pct	FG-FGA	Pct	FT-FTA	Pct	Off-Def	Tot	Avg	PF-FO	Ast	TO	Blk	Stl	Pts/Avg		
2016-17*	18-1	225/12.5	25-57	.439	9-31	.290	15-20	.750	18-27	45	2.5	43-0	5	9	8	2	74/4.1		
2017-18*	16-0	152/9.5	25-51	.490	4-10	.400	14-17	.824	14-21	35	2.2	29-0	2	5	4	1	68/4.3		
2019-20	12-1	211/17.6	47-86	.547	12-27	.444	21-23	.913	22-55	77	6.4	16-0	6	19	11	6	127/10.6		
Total	46-2	588/12.8	97-194	.500	25-68	.368	50-60	.833	54-103	157	3.4	88	13	33	23	9	269/5.8		

34

BRAD DAVISON

Junior | Guard | 6-3 | 206
Maple Grove, Minn. | Maple Grove High School



Twitter: @braddavi34 | Instagram: braddavison

INDIVIDUAL BENCHMARKS

	SEASON	CAREER
GP/GS:	24/24	91/87
10+ POINTS:	9	48
20+ POINTS:	2	7
30+ POINTS:	1	2
3+ ASSISTS:	7	29
3+ STEALS:	1	8
LED UW IN PTS:	4	18
LED UW IN AST:	3	17

GET TO KNOW BRAD

Entering his third season with the Badgers, Davison has grown as a team leader, not only vocally but also as in terms of production on the court. The Maple Grove, Minn. native has played in 91 career games, with a team-high 87 starts. Last season, Davison started all 34 games and finished third on the team in scoring (10.5 ppg), while also averaging 3.3 rebounds and 1.1 steals per game. A 2019 Academic All-Big Ten student, Davison is a natural leader, fierce competitor and electrifying scorer who will be one of the Badgers catalysts during the 2019-20 season.

- Needs just 22 points to reach 1,000 in his career.

HONORS

- 2019 Academic All-Big Ten
- 2018 Big Ten All-Freshman Team
- 2x Big Ten Freshman of the Week

CAREER

- Set UW freshman records for Free Throw % (.818) and 3FGs (60)
- Just the fourth Badger over the last 20 years to average double-figure scoring in his freshman season, joining Ethan Happ (2016), Alando Tucker (2003) and Devin Harris (2002)

TOP SEASON PERFORMANCES

- **vs. #17 Maryland (1/14/20):** Hit a game-winning 3 with 11 seconds left after getting a steal to clinch UW's upset. Finished with 14 pts, 3 reb and 1 stl.
- **vs. McNeese St. (11/13/19):** Tallied 24 points, 3 rebounds and 2 assists.
- **vs. Marquette (11/17/19):** Finished with 15 points and added 3 rebounds, 2 assists.

SEASON HIGHS

POINTS: 30 at Nebraska (2/15/20)
FIELD GOALS: 11 at Nebraska (2/15/20)
FG ATTEMPTS: 17 at Nebraska (2/15/20)
3-POINT FGS: 8 at Nebraska (2/15/20)
3-POINT FGAS: 11 at Nebraska (2/15/20)
FREE THROWS: 7 vs. McNeese State (11/13/19)
FT ATTEMPTS: 7 vs. McNeese State (11/13/19)
REBOUNDS: 13 at Penn State (1/11/20)
ASSISTS: 5 vs. Milwaukee (12/21/19)
BLOCKS: --
STEALS: 4 vs. McNeese State (11/13/19)
MINUTES: 37 vs. Saint Mary's (11/5/19)

CAREER HIGHS

POINTS: 30 (2x) MR at Nebraska (2/15/20)
FIELD GOALS: 11 at Nebraska (2/15/20)
FG ATTEMPTS: 19 vs. Michigan State (2/25/18)
3-POINT FGS: 8 at Nebraska (2/15/20)
3-POINT FGAS: 11 at Nebraska (2/15/20)
FREE THROWS: 11 vs. Marquette (12/9/17)
FT ATTEMPTS: 16 vs. Marquette (12/9/17)
REBOUNDS: 13 at Penn State (1/11/20)
ASSISTS: 6 (2x) MR at Northwestern (2/22/18)
BLOCKS: 1 at Purdue (1/16/18)
STEALS: 4 (5x) MR vs. McNeese St (11/13/19)
MINUTES: 44 vs. Minnesota (2/19/18)

GAME-BY-GAME STATISTICS

Opponent	Date	gs	min	Total		3-Pointers		Free throws		Rebounds				pf	a	t/o	blk	stl	pts	avg	
				fg-fga	pct	3fg-fga	pct	ft-fa	pct	off	def	tot	avg								
vs Saint Mary's (CA)	11/05/19	*	38	6-13	.462	1-4	.250	3-4	.750	1	3	4	4.0	4	0	1	0	16	16.0		
EASTERN ILL.	11/08/19	*	30	3-6	.500	0-2	.000	2-2	1.000	2	1	3	3.5	1	4	2	0	1	8	12.0	
MCNEESE	11/13/19	*	33	7-8	.875	3-4	.750	7-7	1.000	0	3	3	3.3	0	2	3	0	4	24	16.0	
MARQUETTE	11/17/19	*	34	6-13	.462	1-3	.333	2-2	1.000	0	3	3	3.3	3	2	0	0	1	15	15.8	
GREEN BAY	11/21/19	*	24	4-8	.500	3-6	.500	4-4	1.000	0	5	5	3.6	2	3	1	0	1	15	15.6	
vs Richmond	11/25/19	*	30	2-6	.333	1-4	.250	0-0	.000	1	4	4	5	3.8	3	0	4	2	5	13.8	
vs New Mexico	11/26/19	*	36	0-9	.000	0-6	.000	2-2	1.000	1	5	6	4.1	4	0	1	0	1	2	12.1	
at NC State	12/04/19	*	27	1-5	.200	1-4	.250	0-0	.000	1	2	3	4.0	0	2	0	0	0	3	11.0	
INDIANA	12/07/19	*	27	1-6	.167	0-1	.000	0-0	.000	0	4	4	4.0	0	2	0	0	1	2	10.0	
at Rutgers	12/11/19	*	30	3-7	.429	2-4	.500	1-2	.500	0	5	5	4.1	3	0	0	0	1	9	9.9	
MILWAUKEE	12/21/19	*	32	0-3	.000	0-2	.000	3-4	.750	0	4	4	4.1	3	5	0	0	1	3	9.3	
at Tennessee	12/28/19	*	30	3-6	.500	2-4	.500	0-0	.000	1	1	2	3.9	3	3	0	0	1	8	9.2	
RIDER	12/31/19	*	21	4-7	.571	3-5	.600	0-0	.000	0	6	6	4.1	3	4	0	0	0	11	9.3	
at Ohio St.	01/03/20	*	28	0-4	.000	0-2	.000	0-0	.000	0	5	5	4.1	2	1	1	0	1	0	8.6	
ILLINOIS	01/08/20	*	31	1-3	.333	1-2	.500	4-5	.800	1	2	3	4.1	4	0	0	0	0	7	8.5	
at Penn St.	01/11/20	*	35	3-12	.250	1-6	.167	4-5	.800	2	11	13	4.6	3	1	2	0	1	11	8.7	
MARYLAND	01/14/20	*	36	5-9	.556	2-5	.400	2-2	1.000	0	3	3	4.5	1	1	2	0	1	14	9.0	
at Michigan St.	01/17/20	*	30	2-8	.250	0-4	.000	5-5	1.000	1	3	4	4.5	3	4	1	0	0	9	9.0	
NEBRASKA	01/21/20	*	29	5-11	.455	4-9	.444	0-0	.000	0	6	6	4.6	4	1	0	0	1	14	9.3	
at Purdue	01/24/20	*	22	1-5	.200	0-3	.000	0-0	.000	2	2	4	4.6	3	0	1	0	0	2	8.9	
at Iowa	01/27/20	*	33	2-8	.250	2-7	.286	0-0	.000	1	4	5	4.6	5	1	2	0	0	6	8.8	
at Minnesota	02/05/20	*	24	0-3	.000	0-2	.000	4-4	1.000	0	2	2	4.5	2	2	1	0	0	4	8.5	
OHIO ST.	02/09/20	*	27	2-7	.286	0-4	.000	0-0	.000	0	0	0	4.3	1	1	0	0	0	4	8.3	
at Nebraska	02/15/20	*	34	11-17	.647	8-11	.727	0-0	.000	1	4	5	4.3	2	4	1	0	0	30	9.3	
Totals			24	721	72-184	.391	35-104	.337	43-48	.896	15	88	103	4.3	59	43	23	0	18	222	9.3

Games played: 24
Minutes/game: 30.0
Points/game: 9.3
FG Pct: 39.1
3FG Pct: 33.7
FT Pct: 89.6

Rebounds/game: 4.3
Assists/game: 1.8
Turnovers/game: 1.0
Assist/turnover ratio: 1.9
Steals/game: 0.8

CAREER STATISTICS

Season	gp-gs	min/avg	Total		3-Point		F-Throws		Rebounds				Scoring							
			fg-fga	pct	fg-fga	pct	ft-fa	pct	off	def	tot	avg	pf	fo	ast	to	blk	stl	pts	avg
2017-18	33-29	1028/31.2	124-306	.405	60-169	.355	90-110	.818	10	66	76	2.3	109	3	83	59	1	40	398	12.1
2018-19	34-34	1096/32.2	115-299	.385	52-149	.349	76-94	.809	10	101	111	3.3	79	2	62	34	2	36	358	10.5
2019-20	24-24	721/30.0	72-184	.391	35-104	.337	43-48	.896	15	88	103	4.3	59	1	43	23	0	18	222	9.3
TOTAL	91-87	2845/31.3	311-789	.394	147-422	.348	209-252	.829	35	255	290	3.2	247	6	188	116	3	94	978	10.7

35

NATE REUVERS

Junior | Forward | 6-11 | 235

Lakeville, Minn. | Lakeville North High School



Twitter: @Reuvers35 | Instagram: reuvers35

INDIVIDUAL BENCHMARKS

	SEASON	CAREER
GP/GS:	25/25	87/74
10+ POINTS:	20	34
20+ POINTS:	3	4
5+ REBOUNDS:	12	24
10+ REBOUNDS:	1	2
DOUBLE-DOUBLES:	1	2
2+ BLOCKS:	15	38
LED UW IN PTS:	10	13
LED UW IN REB:	10	12

GET TO KNOW NATE

Reuvers looks to build off of a productive sophomore season during which the stretch forward averaged 7.0 points and 3.9 rebounds per game with 60 blocks. The Lakeville, Minnesota native started all 34 games last season. Possessing size and a perimeter shooting, Reuvers has worked to improve his strength and post game to become a well-rounded player and make a leap in his junior season. A 2019 Academic All-Big Ten student, Reuvers has an instinctive feel for the game and has become a skilled shot blocker.

HONORS

- Big Ten Player of the Week (11/11/19)
- 2019 Academic All-Big Ten
- 2018 Big Ten All-Freshman Team
- 2x Big Ten Freshman of the Week

CAREER

- Ranks 4th on UW's all-time blocks list with 138. Needs 7 more to pass Jared Berggren for 3rd place.
- Reuvers has tied UW's single-game record for blocks (9) 2x: Stanford (11/21/18), EIU (11/8/19).
- As a sophomore, Reuvers averaged 13.2 ppg in games where he posted double-figure shot attempts, a total of 6 games.

TOP SEASON PERFORMANCES

- **at #5 Ohio State (1/3/20):** Near double-double with team highs in pts (17), reb (13), including career highs in FTs (10) and FTAs (12).
- **vs. #20 Saint Mary's (11/5/19):** Scored a season-high 22 pts and added 6 reb and 4 blks.
- **vs. Eastern Illinois (11/8/19):** Nearly reached a triple-double with 14 pts, 14 reb and 9 blks.

SEASON HIGHS

POINTS: 22 (2x) MR vs. Milwaukee (12/21/19)
FIELD GOALS: 8 (4x) MR vs. Milwaukee (12/21/19)
FG ATTEMPTS: 18 (2x) MR at Minnesota (2/5/20)
3-POINT FGS: 3 at Michigan State (1/17/20)
3-POINT FGAS: 6 at Michigan State (1/17/20)
FREE THROWS: 10 at Ohio State (1/3/20)
FT ATTEMPTS: 12 at Ohio State (1/3/20)
REBOUNDS: 14 vs. Eastern Illinois (11/8/19)
ASSISTS: 2 (2x) MR vs. Green Bay (11/21/19)
BLOCKS: 9 vs. Eastern Illinois (11/8/19)
STEALS: 2 (2x) MR vs. Indiana (12/7/19)
MINUTES: 42 vs. Saint Mary's (11/5/19)

CAREER HIGHS

POINTS: 22 (3x) MR vs. Milwaukee (12/21/19)
FIELD GOALS: 8 (4x) MR vs. Milwaukee (12/21/19)
FG ATTEMPTS: 18 vs. Saint Mary's (11/5/19)
3-POINT FGS: 4 at Maryland (1/14/19)
3-POINT FGAS: 8 at Maryland (1/14/19)
FREE THROWS: 10 at Ohio State (1/3/20)
FT ATTEMPTS: 12 at Ohio State (1/3/20)
REBOUNDS: 14 vs. Eastern Illinois (11/8/19)
ASSISTS: 4 vs. Maryland (2/1/19)
BLOCKS: 9 (2x) MR vs. Eastern Illinois (11/8/19)
STEALS: 2 (7x) MR vs. Indiana (12/7/19)
MINUTES: 42 vs. Saint Mary's (11/5/19)

GAME-BY-GAME STATISTICS

Opponent	Date	gs	min	Total		3-Pointers		Free throws		Rebounds			pf	a	t/o	blk	stl	pts	avg		
				fg-fga	pct	3fg-fga	pct	ft-fa	pct	off	def	tot								avg	
vs Saint Mary's (CA)	11/05/19	*	41	8-18	.444	1-4	.250	5-7	.714	2	4	6	6.0	2	0	3	4	0	22	22.0	
EASTERN ILL.	11/08/19	*	33	4-8	.500	1-2	.500	5-5	1.000	3	11	14	10.0	2	0	3	9	0	14	18.0	
MCNEESE	11/13/19	*	21	4-9	.444	0-2	.000	2-3	.667	2	2	4	8.0	4	2	1	1	1	10	15.3	
MARQUETTE	11/17/19	*	31	2-9	.222	2-4	.500	4-4	1.000	0	1	1	6.3	3	1	3	1	1	10	14.0	
GREEN BAY	11/21/19	*	20	8-12	.667	2-5	.400	1-2	.500	2	1	3	5.6	4	2	5	1	0	19	15.0	
vs Richmond	11/25/19	*	37	6-14	.429	1-4	.250	4-4	1.000	2	5	7	5.8	3	1	1	1	2	17	15.3	
vs New Mexico	11/26/19	*	30	7-9	.778	0-1	.000	2-4	.500	1	4	5	5.7	5	0	5	1	0	16	15.4	
at NC State	12/04/19	*	27	5-14	.357	0-4	.000	1-2	.500	1	2	3	5.4	3	0	3	3	0	11	14.9	
INDIANA	12/07/19	*	28	8-12	.667	2-3	.667	2-2	1.000	1	3	4	5.2	4	0	0	2	2	20	15.4	
at Rutgers	12/11/19	*	28	2-8	.250	1-4	.250	1-2	.500	1	4	5	5.2	4	1	3	2	0	6	14.5	
MILWAUKEE	12/21/19	*	27	8-12	.667	2-4	.500	4-4	1.000	1	4	5	5.2	3	0	0	3	0	22	15.2	
at Tennessee	12/28/19	*	32	4-6	.667	1-1	1.000	0-0	.000	1	6	7	5.3	1	1	1	2	1	9	14.7	
RIDER	12/31/19	*	22	6-11	.545	0-2	.000	3-4	.750	1	5	6	5.4	1	0	1	2	0	15	14.7	
at Ohio St.	01/03/20	*	27	3-12	.250	1-4	.250	10-12	.833	4	5	9	5.6	3	1	2	0	0	17	14.9	
ILLINOIS	01/08/20	*	26	3-9	.333	0-2	.000	1-2	.500	1	4	5	5.6	4	0	1	2	1	7	14.3	
at Penn St.	01/11/20	*	11	1-3	.333	0-1	.000	2-3	.667	1	1	2	5.4	3	0	1	0	0	4	13.7	
MARYLAND	01/14/20	*	27	7-15	.467	2-5	.400	1-2	.500	1	4	5	5.4	2	0	1	1	1	17	13.9	
at Michigan St.	01/17/20	*	29	7-15	.467	3-6	.500	2-3	.667	1	6	7	5.4	3	0	0	2	1	19	14.2	
NEBRASKA	01/21/20	*	19	4-8	.500	1-2	.500	2-2	1.000	1	3	4	5.4	4	1	1	4	0	11	14.0	
at Purdue	01/24/20	*	27	4-11	.364	1-5	.200	1-2	.500	0	2	2	5.2	1	1	2	1	0	10	13.8	
at Iowa	01/27/20	*	28	6-15	.400	0-2	.000	1-3	.333	0	3	3	5.1	4	0	0	2	0	13	13.8	
MICHIGAN ST.	02/01/20	*	26	5-9	.556	2-3	.667	3-3	1.000	0	3	3	5.0	2	0	2	2	1	15	13.8	
at Minnesota	02/05/20	*	24	6-18	.333	2-4	.500	0-1	.000	2	1	3	4.9	4	0	0	1	0	14	13.8	
OHIO ST.	02/09/20	*	23	3-8	.375	0-2	.000	3-3	1.000	1	2	3	4.8	5	1	0	3	1	9	13.6	
at Nebraska	02/15/20	*	16	6-10	.600	1-1	1.000	0-0	.000	0	3	3	4.8	4	1	1	2	0	13	13.6	
Totals			25	660	127-275	.462	26-77	.338	60-79	.759	30	89	119	4.8	78	13	40	52	12	340	13.6

Games played: 25
Minutes/game: 26.4
Points/game: 13.6
FG Pct: 46.2
3FG Pct: 33.8
FT Pct: 75.9

Rebounds/game: 4.8
Assists/game: 0.5
Turnovers/game: 1.6
Assist/turnover ratio: 0.3
Steals/game: 0.5
Blocks/game: 2.1

CAREER STATISTICS

Season	gp-gs	min/avg	Total		3-Point		F-Throws		Rebounds			pf	fo	ast	to	blk	stl	Scoring		
			fg-ga	pct	fg-ga	pct	ft-fa	pct	off	def	tot							pts	avg	
2017-18	28-15	466/16.6	58-152	.382	12-47	.255	20-24	.833	19	36	55	2.0	67	0	22	29	26	7	148	5.3
2018-19	34-34	779/22.9	105-234	.449	32-84	.381	26-41	.634	42	91	133	3.9	81	1	34	32	60	10	268	7.9
2019-20	25-25	660/26.4	127-275	.462	26-77	.338	60-79	.759	30	89	119	4.8	78	2	13	40	52	12	340	13.6
TOTAL	87-74	1905/21.9	290-661	.439	70-208	.337	106-144	.736	91	216	307	3.5	226	3	69	101	138	29	756	8.7

Individual Game by Game

3 | WALT McGRORY

Junior | Guard | 6-3 | 205
Minneapolis, Minn. | Edina High School

GAME-BY-GAME STATISTICS

Opponent	Date	gs	min	Total		3-Pointers		Free throws		Rebounds				pf	a	t/o	blk	stl	pts	avg
				fg-fga	pct	3fg-fga	pct	ft-fa	pct	off	def	tot	avg							
MCNEESE	11/13/19	24		3-6	.500	1-3	.333	2-2	1.000	0	2	2	2.0	1	2	1	0	0	9	9.0
MARQUETTE	11/17/19	1	0-0	.000	0-0	.000	0-0	.000	0	0	0	1.0	0	0	0	0	0	0	4.5	
GREEN BAY	11/21/19	9	1-2	.500	0-1	.000	0-0	.000	0	3	3	1.7	2	1	0	0	0	2	3.7	
INDIANA	12/07/19	2	0-0	.000	0-0	.000	0-0	.000	0	0	1.3	2	0	0	0	0	0	0	2.8	
MILWAUKEE	12/21/19	4	0-1	.000	0-1	.000	0-0	.000	0	0	0	1.0	1	0	0	0	0	0	2.2	
at Tennessee	12/28/19	2	0-0	.000	0-0	.000	0-0	.000	0	0	0	0.8	0	0	0	0	0	0	1.8	
RIDER	12/31/19	8	0-2	.000	0-1	.000	0-0	.000	2	2	4	1.3	2	0	0	0	0	0	1.6	
NEBRASKA	01/21/20	1	0-0	.000	0-0	.000	0-0	.000	0	0	0	1.1	0	0	0	0	0	0	1.4	
at Purdue	01/24/20	2	1-1	1.000	1-1	1.000	0-0	.000	0	0	0	1.0	1	1	0	0	0	3	1.6	
MICHIGAN ST.	02/01/20	3	0-0	.000	0-0	.000	0-0	.000	0	0	0	0.9	0	1	0	0	0	0	1.4	
at Minnesota	02/05/20	0	0-0	.000	0-0	.000	0-0	.000	0	0	0	0.8	0	0	0	0	0	0	1.3	
OHIO ST.	02/09/20	1	0-1	.000	0-0	.000	1-2	.500	0	0	0	0.8	0	0	0	0	0	1	1.3	
at Nebraska	02/15/20	1	0-0	.000	0-0	.000	0-0	.000	0	0	0	0.7	0	0	0	0	1	0	1.2	
Totals		0	58	5-13	.385	2-7	.286	3-4	.750	2	7	9	0.7	9	5	1	0	1	15	1.2

Games played: 13
Minutes/game: 4.5
Points/game: 1.2
FG Pct: 38.5

Rebounds/game: 0.7
Assists/game: 0.4
Turnovers/game: 0.1
Assist/turnover ratio: 5.0

CAREER STATISTICS

Season	gp-gs	min/avg	Total		3-Point		F-Throws		Rebounds				pf	fo	ast	to	blk	stl	Scoring	
			fg-fga	pct	fg-fga	pct	ft-fa	pct	off	def	tot	avg							pts	avg
2017-18	9-0	72/8.0	0-5	.000	0-3	.000	5-7	.714	0	8	8	0.9	5	0	4	7	0	4	5	0.6
2018-19	13-0	31/2.4	2-5	.400	2-4	.500	0-0	.000	0	2	2	0.2	2	0	1	2	0	0	6	0.5
2019-20	13-0	58/4.5	5-13	.385	2-7	.286	3-4	.750	2	7	9	0.7	9	0	5	1	0	1	15	1.2
TOTAL	35-0	161/4.6	7-23	.304	4-14	.286	8-11	.727	2	17	19	0.5	16	0	10	10	0	5	26	0.7

SEASON HIGHS

POINTS: 9 vs. McNeese State (11/13/19)
FIELD GOALS: 3 vs. McNeese State (11/13/19)
FG ATTEMPTS: 6 vs. McNeese State (11/13/19)
3-POINT FGS: 1 (2x) MR at Purdue (1/24/20)
3-POINT FGAS: 3 vs. McNeese State (11/13/19)
FREE THROWS: 2 vs. McNeese State (11/13/19)
FT ATTEMPTS: 2 (2x) MR vs. Ohio State (2/9/20)
REBOUNDS: 4 vs. Rider (12/31/19)
ASSISTS: 2 vs. McNeese State (11/13/19)
BLOCKS: --
STEALS: --
MINUTES: 24 vs. McNeese State (11/13/19)

CAREER HIGHS

POINTS: 9 vs. McNeese State (11/13/19)
FIELD GOALS: 3 vs. McNeese State (11/13/19)
FG ATTEMPTS: 6 vs. McNeese State (11/13/19)
3-POINT FGS: 1 (4x) MR at Purdue (1/24/20)
3-POINT FGAS: 3 vs. McNeese State (11/13/19)
FREE THROWS: 4 vs. Green Bay (12/23/17)
FT ATTEMPTS: 6 vs. Green Bay (12/23/17)
REBOUNDS: 6 vs. Green Bay (12/23/17)
ASSISTS: 2 vs. McNeese State (11/13/19)
BLOCKS: --
STEALS: 3 vs. UMass Lowell (12/30/17)
MINUTES: 24 vs. McNeese State (11/13/19)

4 | CARTER HIGGINBOTTOM

R-Freshman | Guard | 6-0 | 187
Chicago, Ill. | St. Ignatius High School

GAME-BY-GAME STATISTICS

Opponent	Date	gs	min	Total		3-Pointers		Free throws		Rebounds				pf	a	t/o	blk	stl	pts	avg
				fg-fga	pct	3fg-fga	pct	ft-fa	pct	off	def	tot	avg							
MCNEESE	11/13/19	1	0-0	.000	0-0	.000	0-0	.000	0	0	0	0.0	0	0	0	0	0	0	0.0	
MARQUETTE	11/17/19	1	0-0	.000	0-0	.000	0-0	.000	0	0	0	0.0	0	0	0	0	0	0	0.0	
INDIANA	12/07/19	1	0-0	.000	0-0	.000	0-0	.000	0	0	0	0.0	0	0	0	0	0	0	0.0	
MILWAUKEE	12/21/19	1	0-0	.000	0-0	.000	0-0	.000	0	1	1	0.3	0	0	0	0	0	0	0.0	
at Tennessee	12/28/19	1	0-0	.000	0-0	.000	0-0	.000	0	0	0	0.2	0	0	0	0	0	0	0.0	
RIDER	12/31/19	1	0-0	.000	0-0	.000	0-0	.000	0	0	0	0.2	0	0	0	0	0	0	0.0	
NEBRASKA	01/21/20	1	0-1	.000	0-0	.000	0-0	.000	0	0	0	0.1	0	0	0	0	0	0	0.0	
OHIO ST.	02/09/20	1	0-0	.000	0-0	.000	0-0	.000	0	0	0	0.1	0	0	0	0	0	0	0.0	
at Nebraska	02/15/20	1	0-0	.000	0-0	.000	0-0	.000	0	0	0	0.1	0	0	0	0	0	0	0.0	
Totals		0	9	0-1	.000	0-0	.000	0-0	.000	0	1	1	0.1	0	0	1	0	0	0	0.0

Games played: 9
Minutes/game: 1.0
FG Pct: 0.0

Rebounds/game: 0.1
Turnovers/game: 0.1

CAREER STATISTICS

Season	gp-gs	min/avg	Total		3-Point		F-Throws		Rebounds				pf	fo	ast	to	blk	stl	Scoring	
			fg-fga	pct	fg-fga	pct	ft-fa	pct	off	def	tot	avg							pts	avg
2019-20	9-0	9/1.0	0-1	.000	0-0	.000	0-0	.000	0	1	1	0.1	0	0	0	1	0	0	0	0.0
TOTAL	9-0	9/1.0	0-1	.000	0-0	.000	0-0	.000	0	1	1	0.1	0	0	0	1	0	0	0	0.0

SEASON HIGHS

POINTS: --
FIELD GOALS: --
FG ATTEMPTS: 1 (2x) MR Nebraska (1/21/20)
3-POINT FGS: --
3-POINT FGAS: --
FREE THROWS: --
FT ATTEMPTS: --
REBOUNDS: 1 vs. Milwaukee (12/21/19)
ASSISTS: --
BLOCKS: --
STEALS: --
MINUTES: 1 (8x) MR vs. Ohio State (2/9/20)

CAREER HIGHS

POINTS: --
FIELD GOALS: --
FG ATTEMPTS: 1 (2x) MR Nebraska (1/21/20)
3-POINT FGS: --
3-POINT FGAS: --
FREE THROWS: --
FT ATTEMPTS: --
REBOUNDS: 1 vs. Milwaukee (12/21/19)
ASSISTS: --
BLOCKS: --
STEALS: --
MINUTES: 1 (8x) MR vs. Ohio State (2/9/20)

Individual Game by Game

5 | TYLER WAHL

Freshman | Forward | 6-7 | 214
Lakevill, Minn. | Lakeville North

GAME-BY-GAME STATISTICS

Opponent	Date	gs	min	Total		3-Pointers		Free throws		Rebounds				pf	a	t/o	blk	stl	pts	avg
				fg-fga	pct	3fg-fga	pct	ft-fa	pct	off	def	tot	avg							
vs Saint Mary's (CA)	11/05/19	12	1-3	.333	0-1	.000	0-0	.000	0	0	0	0.0	1	1	0	0	0	2	2.0	
EASTERN ILL.	11/08/19	10	0-1	.000	0-1	.000	0-0	.000	0	0	0	0.0	1	0	1	1	0	0	1.0	
MCNEESE	11/13/19	26	1-2	.500	0-1	.000	1-2	.500	1	2	3	1.0	2	3	1	0	2	3	1.7	
MARQUETTE	11/17/19	5	1-1	1.000	1-1	1.000	0-0	.000	1	2	3	1.5	4	0	2	0	0	3	2.0	
GREEN BAY	11/21/19	15	2-4	.500	1-2	.500	0-0	.000	1	2	3	1.8	1	3	2	0	1	5	2.6	
vs Richmond	11/25/19	16	2-2	1.000	2-2	1.000	1-2	.500	1	1	2	1.8	3	0	0	0	1	7	3.3	
vs New Mexico	11/26/19	10	0-0	.000	0-0	.000	0-0	.000	0	0	0	1.6	0	0	2	0	0	0	2.9	
at NC State	12/04/19	20	2-2	1.000	0-0	.000	1-4	.250	4	4	8	2.4	4	1	1	0	0	5	3.1	
INDIANA	12/07/19	17	2-3	.667	0-0	.000	2-2	1.000	1	1	2	2.3	1	1	1	0	2	6	3.4	
at Rutgers	12/11/19	14	2-4	.500	0-1	.000	0-0	.000	2	1	3	2.4	3	1	1	1	0	4	3.5	
MILWAUKEE	12/21/19	17	0-3	.000	0-1	.000	2-2	1.000	2	3	5	2.6	2	3	0	0	1	2	3.4	
at Tennessee	12/28/19	21	2-7	.286	0-1	.000	0-0	.000	1	4	5	2.8	2	1	1	0	1	4	3.4	
RIDER	12/31/19	16	0-0	.000	0-0	.000	0-0	.000	0	3	3	2.8	4	1	2	0	0	0	3.2	
at Ohio St.	01/03/20	25	2-5	.400	0-1	.000	0-0	.000	5	2	7	3.1	2	2	1	0	3	4	3.2	
ILLINOIS	01/08/20	16	2-3	.667	0-1	.000	0-0	.000	0	2	2	3.1	2	0	1	0	0	4	3.3	
at Penn St.	01/11/20	19	1-3	.333	0-1	.000	0-1	.000	1	0	1	2.9	4	0	0	0	0	2	3.2	
MARYLAND	01/14/20	22	0-1	.000	0-1	.000	0-1	.000	2	0	2	2.9	3	1	0	0	1	0	3.0	
at Michigan St.	01/17/20	21	0-2	.000	0-1	.000	0-0	.000	1	2	3	2.9	3	1	1	0	1	0	2.8	
NEBRASKA	01/21/20	11	2-2	1.000	1-1	1.000	0-0	.000	2	2	4	2.9	3	3	3	0	0	5	2.9	
at Purdue	01/24/20	19	0-1	.000	0-0	.000	0-0	.000	0	0	0	2.8	0	2	1	0	1	0	2.8	
at Iowa	01/27/20	* 26	2-6	.333	0-2	.000	0-1	.000	2	5	7	3.0	3	1	2	0	0	4	2.9	
MICHIGAN ST.	02/01/20	* 22	1-7	.143	0-3	.000	0-0	.000	0	4	4	3.0	3	2	2	1	2	2	2.8	
at Minnesota	02/05/20	* 27	1-3	.333	0-1	.000	0-2	.000	3	3	6	3.2	3	0	1	1	0	2	2.8	
OHIO ST.	02/09/20	11	1-3	.333	0-2	.000	0-0	.000	2	0	2	3.1	2	0	1	0	2	2	2.8	
at Nebraska	02/15/20	17	1-2	.500	0-1	.000	0-0	.000	0	2	2	3.1	1	4	1	0	0	2	2.7	
Totals		3	435	28-70	.400	5-26	.192	7-17	.412	32	45	77	3.1	57	31	28	4	18	68	2.7

Games played: 25
Minutes/game: 17.4
Points/game: 2.7
FG Pct: 40.0
3FG Pct: 19.2
FT Pct: 41.2

Rebounds/game: 3.1
Assists/game: 1.2
Turnovers/game: 1.1
Assist/turnover ratio: 1.1
Steals/game: 0.7
Blocks/game: 0.2

CAREER STATISTICS

				Total		3-Point		F-Throws		Rebounds											Scoring	
Season	gp-gs	min/avg	fg-fga	pct	fg-fga	pct	ft-fa	pct	off	def	tot	avg	pf	fo	ast	to	blk	stl	pts	avg		
2019-20	25-3	435/17.4	28-70	.400	5-26	.192	7-17	.412	32	45	77	3.1	57	0	31	28	4	18	68	2.7		
TOTAL	25-3	435/17.4	28-70	.400	5-26	.192	7-17	.412	32	45	77	3.1	57	0	31	28	4	18	68	2.7		

SEASON HIGHS

POINTS: 7 vs. Richmond (11/25/19)
FIELD GOALS: 2 (11x) MR at Iowa (1/27/20)
FG ATTEMPTS: 7 (2x) MR vs. Mich. State (2/1/20)
3-POINT FGS: 2 vs. Richmond (11/25/19)
3-POINT FGAS: 3 vs. Michigan State (2/1/20)
FREE THROWS: 2 (2x) MR vs. Milwaukee (12/21/19)
FT ATTEMPTS: 4 at NC State (12/6/19)
REBOUNDS: 8 at NC State (12/6/19)
ASSISTS: 3 (5x) MR Nebraska (1/21/20)
BLOCKS: 1 (3x) MR vs. Mich. State (2/1/20)
STEALS: 3 at Ohio State (1/3/20)
MINUTES: 26 (2x) MR at Iowa (1/27/20)

CAREER HIGHS

POINTS: 7 vs. Richmond (11/25/19)
FIELD GOALS: 2 (11x) MR at Iowa (1/27/20)
FG ATTEMPTS: 7 (2x) MR vs. Mich. State (2/1/20)
3-POINT FGS: 2 vs. Richmond (11/25/19)
3-POINT FGAS: 3 vs. Michigan State (2/1/20)
FREE THROWS: 2 (2x) MR vs. Milwaukee (12/21/19)
FT ATTEMPTS: 4 at NC State (12/6/19)
REBOUNDS: 8 at NC State (12/6/19)
ASSISTS: 3 (5x) MR Nebraska (1/21/20)
BLOCKS: 1 (3x) MR vs. Mich. State (2/1/20)
STEALS: 3 at Ohio State (1/3/20)
MINUTES: 26 (2x) MR at Iowa (1/27/20)

Individual Game by Game

20 | SAMAD QAWI

Junior | Forward | 6-6 | 195
Racine, Wis. | Horlick High School

GAME-BY-GAME STATISTICS

Opponent	Date	gs	min	Total		3-Pointers		Free throws		Rebounds				pf	a	t/o	blk	stl	pts	avg
				fg-fga	pct	3fg-fga	pct	ft-fa	pct	off	def	tot	avg							
EASTERN ILL.	11/08/19	1	0-0	.000	0-0	.000	0-0	.000	0-0	.000	0	0	0	0.0	0	0	0	0	0	0.0
MCNEESE	11/13/19	1	0-0	.000	0-0	.000	0-0	.000	0-0	.000	0	0	0	0.0	0	0	1	0	0	0.0
MARQUETTE	11/17/19	1	0-0	.000	0-0	.000	0-0	.000	0-0	.000	0	0	0	0.0	0	0	0	0	0	0.0
RIDER	12/31/19	1	0-0	.000	0-0	.000	0-0	.000	0-0	.000	0	0	0	0.0	0	0	0	0	0	0.0
NEBRASKA	01/21/20	1	0-1	.000	0-0	.000	0-0	.000	0-0	.000	1	0	1	0.2	2	0	0	0	0	0.0
OHIO ST.	02/09/20	1	0-0	.000	0-0	.000	0-0	.000	0-0	.000	0	0	0	0.2	0	0	0	0	0	0.0
at Nebraska	02/15/20	1	0-0	.000	0-0	.000	0-0	.000	0-0	.000	0	0	0	0.1	0	0	0	0	0	0.0
Totals		0	7	0-1	.000	0-0	.000	0-0	.000	1	0	1	0.1	2	0	1	0	0	0	0.0

Games played: 7Rebounds/game: 0.1

Minutes/game: 1.0Turnovers/game: 0.1

FG Pct: 0.0

CAREER STATISTICS

Season	gp-gs	min/avg	Total		3-Point		F-Throws		Rebounds				pf	fo	ast	to	blk	stl	Scoring	
			fg-fga	pct	fg-fga	pct	ft-fa	pct	off	def	tot	avg							pts	avg
2019-20	7-0	7/1.0	0-1	.000	0-0	.000	0-0	.000	1	0	1	0.1	2	0	0	1	0	0	0	0.0
TOTAL	7-0	7/1.0	0-1	.000	0-0	.000	0-0	.000	1	0	1	0.1	2	0	0	1	0	0	0	0.0

SEASON HIGHS

POINTS: --
FIELD GOALS: --
FG ATTEMPTS: 1 Nebraska (1/21/20)
3-POINT FGS: --
3-POINT FGAS: --
FREE THROWS: --
FT ATTEMPTS: --
REBOUNDS: 1 Nebraska (1/21/20)
ASSISTS: --
BLOCKS: --
STEALS: --
MINUTES: 1 (4x) MR vs. Ohio State (2/9/20)

CAREER HIGHS

POINTS: --
FIELD GOALS: --
FG ATTEMPTS: 1 Nebraska (1/21/20)
3-POINT FGS: --
3-POINT FGAS: --
FREE THROWS: --
FT ATTEMPTS: --
REBOUNDS: 1 Nebraska (1/21/20)
ASSISTS: --
BLOCKS: --
STEALS: --
MINUTES: 1 (4x) MR vs. Ohio State (2/9/20)

31 | MICHAEL BALLARD

R-Junior | Guard | 6-4 | 202
Oak Park, Ill. | Fenwick

GAME-BY-GAME STATISTICS

Opponent	Date	gs	min	Total		3-Pointers		Free throws		Rebounds				pf	a	t/o	blk	stl	pts	avg
				fg-fga	pct	3fg-fga	pct	ft-fa	pct	off	def	tot	avg							
EASTERN ILL.	11/08/19	1	0-0	.000	0-0	.000	0-0	.000	0	0	0	0.0	0	0	0	0	0	0	0.0	
MCNEESE	11/13/19	1	0-0	.000	0-0	.000	0-0	.000	0	1	1	0.5	0	0	0	0	0	0	0.0	
MARQUETTE	11/17/19	1	0-0	.000	0-0	.000	0-0	.000	0	0	0	0.3	0	0	0	0	0	0	0.0	
INDIANA	12/07/19	1	0-0	.000	0-0	.000	2-2	1.000	0	0	0	0.3	0	0	0	0	0	2	0.5	
MILWAUKEE	12/21/19	1	0-0	.000	0-0	.000	0-0	.000	0	0	0	0.2	0	0	0	0	0	0	0.4	
at Tennessee	12/28/19	1	0-0	.000	0-0	.000	0-0	.000	0	0	0	0.2	0	0	0	0	0	0	0.3	
RIDER	12/31/19	1	0-0	.000	0-0	.000	0-0	.000	0	0	0	0.1	0	0	0	0	0	0	0.3	
NEBRASKA	01/21/20	1	0-0	.000	0-0	.000	0-0	.000	0	0	0	0.1	0	0	0	0	0	0	0.3	
OHIO ST.	02/09/20	1	0-0	.000	0-0	.000	0-0	.000	0	0	0	0.1	0	0	0	0	0	0	0.2	
Totals		0	9	0-0	.000	0-0	.000	2-2	1.000	0	1	1	0.1	0	0	0	0	2	0.2	

Games played: 9Rebounds/game: 0.1

Minutes/game: 1.0

Points/game: 0.2

FT Pct: 100.0

CAREER STATISTICS

Season	gp-gs	min/avg	Total		3-Point		F-Throws		Rebounds				pf	fo	ast	to	blk	stl	Scoring	
			fg-fga	pct	fg-fga	pct	ft-fa	pct	off	def	tot	avg							pts	avg
2017-18	1-0	1/1.0	0-0	.000	0-0	.000	0-0	.000	0	0	0	0.0	0	0	0	0	0	0	0	0.0
2018-19	9-0	17/1.9	0-4	.000	0-3	.000	2-2	1.000	2	1	3	0.3	2	0	0	0	0	0	2	0.2
2019-20	9-0	9/1.0	0-0	.000	0-0	.000	2-2	1.000	0	1	1	0.1	0	0	0	0	0	0	2	0.2
TOTAL	19-0	27/1.4	0-4	.000	0-3	.000	4-4	1.000	2	2	4	0.2	2	0	0	0	0	0	4	0.2

SEASON HIGHS

POINTS: 2 vs. Indiana (12/7/19)
FIELD GOALS: --
FG ATTEMPTS: --
3-POINT FGS: --
3-POINT FGAS: --
FREE THROWS: 2 vs. Indiana (12/7/19)
FT ATTEMPTS: 2 vs. Indiana (12/7/19)
REBOUNDS: 1 vs. McNeese State (11/13/19)
ASSISTS: --
BLOCKS: --
STEALS: --
MINUTES: 1 (9x) MR vs. Ohio State (2/9/20)

CAREER HIGHS

POINTS: 2 (2x) MR vs. Indiana (12/7/19)
FIELD GOALS: --
FG ATTEMPTS: 2 vs. Savannah State (12/13/18)
3-POINT FGS: --
3-POINT FGAS: 2 vs. Savannah State (12/13/18)
FREE THROWS: 2 (2x) MR vs. Indiana (12/7/19)
FT ATTEMPTS: 2 (2x) MR vs. Indiana (12/7/19)
REBOUNDS: 1 (4x) MR vs. McNeese State (11/13/19)
ASSISTS: --
BLOCKS: --
STEALS: --
MINUTES: 3 (2x) MR vs. Grambling (12/22/18)

INDIVIDUAL CAREER STATISTICS

Updated Through February 15, 2020

Anderson, Trevor

Season	gp-gs	min/avg	Total		3-Point		F-Throws		Rebounds										Scoring	
			fg-fga	pct	fg-fga	pct	ft-fa	pct	off	def	tot	avg	pf	fo	ast	to	blk	stl	pts	avg
2016-17*	20-20	570/28.5	58-145	.400	35-93	.376	45-56	.804	11	46	57	2.9	32	0	53	37	1	15	196	9.8
2018-19	8-0	55/6.9	6-10	.600	1-1	1.000	0-0	.000	1	8	9	1.1	3	0	3	1	0	0	13	1.6
2019-20	25-0	302/12.1	15-40	.375	7-23	.304	9-12	.750	5	27	32	1.3	13	0	33	15	1	4	46	1.8
TOTAL	33-0	357/10.8	21-50	.420	8-24	.333	9-12	.750	6	35	41	1.2	16	0	36	16	1	4	59	1.8
All*	53-20	927/17.5	79-195	.405	43-117	.368	54-68	.794	17	81	98	1.8	48	0	89	53	2	19	255	4.8

* Statistics from prior team/school

Ballard, Michael

Season	gp-gs	min/avg	Total		3-Point		F-Throws		Rebounds										Scoring	
			fg-fga	pct	fg-fga	pct	ft-fa	pct	off	def	tot	avg	pf	fo	ast	to	blk	stl	pts	avg
2017-18	1-0	1/1.0	0-0	.000	0-0	.000	0-0	.000	0	0	0	0.0	0	0	0	0	0	0	0	0.0
2018-19	9-0	17/1.9	0-4	.000	0-3	.000	2-2	1.000	2	1	3	0.3	2	0	0	0	0	0	2	0.2
2019-20	9-0	9/1.0	0-0	.000	0-0	.000	2-2	1.000	0	1	1	0.1	0	0	0	0	0	0	2	0.2
TOTAL	19-0	27/1.4	0-4	.000	0-3	.000	4-4	1.000	2	2	4	0.2	2	0	0	0	0	0	4	0.2

Cuevas, Courtland

Season	gp-gs	min/avg	Total		3-Point		F-Throws		Rebounds										Scoring	
			fg-fga	pct	fg-fga	pct	ft-fa	pct	off	def	tot	avg	pf	fo	ast	to	blk	stl	pts	avg
2019-20	6-0	6/1.0	0-1	.000	0-1	.000	1-2	.500	0	0	0	0.0	0	0	0	0	0	1	1	0.2
TOTAL	6-0	6/1.0	0-1	.000	0-1	.000	1-2	.500	0	0	0	0.0	0	0	0	0	0	1	1	0.2

Davison, Brad

Season	gp-gs	min/avg	Total		3-Point		F-Throws		Rebounds										Scoring	
			fg-fga	pct	fg-fga	pct	ft-fa	pct	off	def	tot	avg	pf	fo	ast	to	blk	stl	pts	avg
2017-18	33-29	1028/31.2	124-306	.405	60-169	.355	90-110	.818	10	66	76	2.3	109	3	83	59	1	40	398	12.1
2018-19	34-34	1096/32.2	115-299	.385	52-149	.349	76-94	.809	10	101	111	3.3	79	2	62	34	2	36	358	10.5
2019-20	24-24	721/30.0	72-184	.391	35-104	.337	43-48	.896	15	88	103	4.3	59	1	43	23	0	18	222	9.3
TOTAL	91-87	2845/31.3	311-789	.394	147-422	.348	209-252	.829	35	255	290	3.2	247	6	188	116	3	94	978	10.7

Ford, Aleem

Season	gp-gs	min/avg	Total		3-Point		F-Throws		Rebounds										Scoring	
			fg-fga	pct	fg-fga	pct	ft-fa	pct	off	def	tot	avg	pf	fo	ast	to	blk	stl	pts	avg
2017-18	33-20	805/24.4	60-150	.400	45-110	.409	27-33	.818	20	71	91	2.8	64	1	30	25	6	11	192	5.8
2018-19	31-0	429/13.8	35-103	.340	23-80	.288	4-4	1.000	11	48	59	1.9	44	0	11	16	4	8	97	3.1
2019-20	25-25	591/23.6	71-169	.420	29-88	.330	26-37	.703	29	71	100	4.0	50	2	29	26	10	14	197	7.9
TOTAL	89-45	1825/20.5	166-422	.393	97-278	.349	57-74	.770	60	190	250	2.8	158	3	70	67	20	33	486	5.5

Higginbottom, Carter

Season	gp-gs	min/avg	Total		3-Point		F-Throws		Rebounds										Scoring	
			fg-fga	pct	fg-fga	pct	ft-fa	pct	off	def	tot	avg	pf	fo	ast	to	blk	stl	pts	avg
2019-20	9-0	9/1.0	0-1	.000	0-0	.000	0-0	.000	0	1	1	0.1	0	0	0	1	0	0	0	0.0
TOTAL	9-0	9/1.0	0-1	.000	0-0	.000	0-0	.000	0	1	1	0.1	0	0	0	1	0	0	0	0.0

McGrory, Walt

Season	gp-gs	min/avg	Total		3-Point		F-Throws		Rebounds										Scoring	
			fg-fga	pct	fg-fga	pct	ft-fa	pct	off	def	tot	avg	pf	fo	ast	to	blk	stl	pts	avg
2017-18	9-0	72/8.0	0-5	.000	0-3	.000	5-7	.714	0	8	8	0.9	5	0	4	7	0	4	5	0.6
2018-19	13-0	31/2.4	2-5	.400	2-4	.500	0-0	.000	0	2	2	0.2	2	0	1	2	0	0	6	0.5
2019-20	13-0	58/4.5	5-13	.385	2-7	.286	3-4	.750	2	7	9	0.7	9	0	5	1	0	1	15	1.2

INDIVIDUAL CAREER STATISTICS

Updated Through February 15, 2020

Potter, Micah

Season	gp-gs	min/avg	Total		3-Point		F-Throws		Rebounds				pf	fo	ast	to	blk	stl	Scoring	
			fg-fga	pct	fg-fga	pct	ft-fa	pct	off	def	tot	avg							pts	avg
2019-20	15-1	252/16.8	52-99	.525	12-29	.414	27-29	.931	22	69	91	6.1	20	0	6	23	15	6	143	9.5
TOTAL	15-1	252/16.8	52-99	.525	12-29	.414	27-29	.931	22	69	91	6.1	20	0	6	23	15	6	143	9.5

Pritzl, Brevin

Season	gp-gs	min/avg	Total		3-Point		F-Throws		Rebounds				pf	fo	ast	to	blk	stl	Scoring	
			fg-fga	pct	fg-fga	pct	ft-fa	pct	off	def	tot	avg							pts	avg
2015-16	1-0	4/4.0	0-0	.000	0-0	.000	0-0	.000	0	0	0	0.0	0	0	0	1	0	0	0	0.0
2016-17	24-0	195/8.1	13-38	.342	5-21	.238	14-19	.737	14	12	26	1.1	18	0	2	5	0	7	45	1.9
2017-18	32-21	938/29.3	93-234	.397	53-149	.356	47-55	.855	30	92	122	3.8	56	1	33	17	7	26	286	8.9
2018-19	34-0	668/19.6	50-108	.463	32-78	.410	30-36	.833	15	68	83	2.4	36	0	17	10	3	10	162	4.8
2019-20	25-3	642/25.7	63-164	.384	42-112	.375	20-26	.769	20	69	89	3.6	38	0	18	17	5	13	188	7.5
TOTAL	116-24	2447/21.1	219-544	.403	132-360	.367	111-136	.816	79	241	320	2.8	148	1	70	50	15	56	681	5.9

Qawi, Samad

Season	gp-gs	min/avg	Total		3-Point		F-Throws		Rebounds				pf	fo	ast	to	blk	stl	Scoring	
			fg-fga	pct	fg-fga	pct	ft-fa	pct	off	def	tot	avg							pts	avg
2019-20	7-0	7/1.0	0-1	.000	0-0	.000	0-0	.000	1	0	1	0.1	2	0	0	1	0	0	0	0.0
TOTAL	7-0	7/1.0	0-1	.000	0-0	.000	0-0	.000	1	0	1	0.1	2	0	0	1	0	0	0	0.0

Reuvers, Nate

Season	gp-gs	min/avg	Total		3-Point		F-Throws		Rebounds				pf	fo	ast	to	blk	stl	Scoring	
			fg-fga	pct	fg-fga	pct	ft-fa	pct	off	def	tot	avg							pts	avg
2017-18	28-15	466/16.6	58-152	.382	12-47	.255	20-24	.833	19	36	55	2.0	67	0	22	29	26	7	148	5.3
2018-19	34-34	779/22.9	105-234	.449	32-84	.381	26-41	.634	42	91	133	3.9	81	1	34	32	60	10	268	7.9
2019-20	25-25	660/26.4	127-275	.462	26-77	.338	60-79	.759	30	89	119	4.8	78	2	13	40	52	12	340	13.6
TOTAL	87-74	1905/21.9	290-661	.439	70-208	.337	106-144	.736	91	216	307	3.5	226	3	69	101	138	29	756	8.7

Trice, D'Mitrik

Season	gp-gs	min/avg	Total		3-Point		F-Throws		Rebounds				pf	fo	ast	to	blk	stl	Scoring	
			fg-fga	pct	fg-fga	pct	ft-fa	pct	off	def	tot	avg							pts	avg
2016-17	37-2	677/18.3	70-184	.380	38-91	.418	30-38	.789	7	62	69	1.9	51	0	63	37	3	20	208	5.6
2017-18	10-10	315/31.5	35-92	.380	12-40	.300	12-17	.706	2	18	20	2.0	13	0	23	13	1	6	94	9.4
2018-19	34-34	1107/32.6	133-346	.384	76-195	.390	51-68	.750	6	88	94	2.8	65	1	90	45	1	30	393	11.6
2019-20	25-25	781/31.2	83-216	.384	45-122	.369	34-44	.773	7	100	107	4.3	30	0	98	42	2	22	245	9.8
TOTAL	106-71	2880/27.2	321-838	.383	171-448	.382	127-167	.760	22	268	290	2.7	159	1	274	137	7	78	940	8.9

Wahl, Tyler

Season	gp-gs	min/avg	Total		3-Point		F-Throws		Rebounds				pf	fo	ast	to	blk	stl	Scoring	
			fg-fga	pct	fg-fga	pct	ft-fa	pct	off	def	tot	avg							pts	avg
2019-20	25-3	435/17.4	28-70	.400	5-26	.192	7-17	.412	32	45	77	3.1	57	0	31	28	4	18	68	2.7
TOTAL	25-3	435/17.4	28-70	.400	5-26	.192	7-17	.412	32	45	77	3.1	57	0	31	28	4	18	68	2.7

SEASON STATISTICS

Updated Through February 15, 2020

RECORD:	OVERALL	HOME	AWAY	NEUTRAL
ALL GAMES	15-10	11-1	4-6	0-3
CONFERENCE	8-6	5-1	3-5	0-0
NON-CONFERENCE	7-4	6-0	1-1	0-3

##	Player	gp-gs	Total				3-Point		F-Throw		Rebounds														pts	avg		
			min	avg	fg-fga	fg%	3fg-fga	3fg%	ft-fa	ft%	off	def	tot	avg	pf	dq	a	to	blk	stl								
35	Reuvers, Nate	25-25	660	26.4	127-275	.462	26-77	.338	60-79	.759	30	89	119	4.8	78	2	13	40	52	12	340	13.6						
23	King, Kobe	19-19	538	28.3	73-159	.459	7-28	.250	37-55	.673	22	32	54	2.8	27	0	30	29	6	10	190	10.0						
00	Trice, D'Mitrik	25-25	781	31.2	83-216	.384	45-122	.369	34-44	.773	7	100	107	4.3	30	0	98	42	2	22	245	9.8						
11	Potter, Micah	15-1	252	16.8	52-99	.525	12-29	.414	27-29	.931	22	69	91	6.1	20	0	6	23	15	6	143	9.5						
34	Davison, Brad	24-24	721	30.0	72-184	.391	35-104	.337	43-48	.896	15	88	103	4.3	59	1	43	23	0	18	222	9.3						
02	Ford, Aleem	25-25	591	23.6	71-169	.420	29-88	.330	26-37	.703	29	71	100	4.0	50	2	29	26	10	14	197	7.9						
01	Pritzl, Brevin	25-3	642	25.7	63-164	.384	42-112	.375	20-26	.769	20	69	89	3.6	38	0	18	17	5	13	188	7.5						
05	Wahl, Tyler	25-3	435	17.4	28-70	.400	5-26	.192	7-17	.412	32	45	77	3.1	57	0	31	28	4	18	68	2.7						
12	Anderson, Trevor	25-0	302	12.1	15-40	.375	7-23	.304	9-12	.750	5	27	32	1.3	13	0	33	15	1	4	46	1.8						
03	McGrory, Walt	13-0	58	4.5	5-13	.385	2-7	.286	3-4	.750	2	7	9	0.7	9	0	5	1	0	1	15	1.2						
32	Hedstrom, Joe	6-0	14	2.3	1-2	.500	0-0	.000	0-0	.000	1	1	2	0.3	3	0	0	1	0	0	2	0.3						
31	Ballard, Michael	9-0	9	1.0	0-0	.000	0-0	.000	2-2	1.000	0	1	1	0.1	0	0	0	0	0	0	2	0.2						
15	Cuevas, Courtland	6-0	6	1.0	0-1	.000	0-1	.000	1-2	.500	0	0	0	0.0	0	0	0	0	0	1	1	0.2						
04	Higginbottom, Carter	9-0	9	1.0	0-1	.000	0-0	.000	0-0	.000	0	1	1	0.1	0	0	0	1	0	0	0	0.0						
20	Qawi, Samad	7-0	7	1.0	0-1	.000	0-0	.000	0-0	.000	1	0	1	0.1	2	0	0	1	0	0	0	0.0						
Team											23	45	68													11		
Total.....		25	5025		590-1394	.423	210-617	.340	269-355	.758	209	645	854	34.2	386	5	306	258	95	119	1659	66.4						
Opponents.....		25	5025		568-1394	.407	161-476	.338	247-354	.698	222	635	857	34.3	405	6	280	288	75	127	1544	61.8						

TEAM STATISTICS	WIS	OPP	Date	Opponent	Score	Att.
SCORING	1659	1544	11/05/19	vs Saint Mary's (CA)	Lot 63-65	3301
Points per game	66.4	61.8	11/08/19	EASTERN ILL.	w 65-52	17106
Scoring margin	+4.6	-	11/13/19	MCNEESE	w 83-63	16816
FIELD GOALS-ATT	590-1394	568-1394	11/17/19	MARQUETTE	w 77-61	17287
Field goal pct	.423	.407	11/21/19	GREEN BAY	w 88-70	16837
3 POINT FG-ATT	210-617	161-476	11/25/19	vs Richmond	L 52-62	0
3-point FG pct	.340	.338	11/26/19	vs New Mexico	L 50-59	0
3-pt FG made per game	8.4	6.4	12/04/19	at NC State	L 54-69	16035
FREE THROWS-ATT	269-355	247-354	* 12/07/19	INDIANA	w 84-64	17287
Free throw pct	.758	.698	* 12/11/19	at Rutgers	L 65-72	6361
F-Throws made per game	10.8	9.9	12/21/19	MILWAUKEE	w 83-64	17030
REBOUNDS	854	857	12/28/19	at Tennessee	w 68-48	21678
Rebounds per game	34.2	34.3	12/31/19	RIDER	w 65-37	16016
Rebounding margin	-0.1	-	* 01/03/20	at Ohio St.	w 61-57	19049
ASSISTS	306	280	* 01/08/20	ILLINOIS	L 70-71	16108
Assists per game	12.2	11.2	* 01/11/20	at Penn St.	w 58-49	10139
TURNOVERS	258	288	* 01/14/20	MARYLAND	w 56-54	16157
Turnovers per game	10.3	11.5	* 01/17/20	at Michigan St.	L 55-67	14797
Turnover margin	+1.2	-	* 01/21/20	NEBRASKA	w 82-68	16856
Assist/turnover ratio	1.2	1.0	* 01/24/20	at Purdue	L 51-70	14804
STEALS	119	127	* 01/27/20	at Iowa	L 62-68	12566
Steals per game	4.8	5.1	* 02/01/20	MICHIGAN ST.	w 64-63	17287
BLOCKS	95	75	* 02/05/20	at Minnesota	L 52-70	11389
Blocks per game	3.8	3.0	* 02/09/20	OHIO ST.	w 70-57	17287
ATTENDANCE	202074	145983	* 02/15/20	at Nebraska	w 81-64	15864
Home games-Avg/Game	12-16840	10-14268				
Neutral site-Avg/Game	-	3-1100				

* = Conference game

Score by Periods	1st	2nd	OT	Totals
Wisconsin	822	828	9	1659
Opponents	742	791	11	1544

BIG TEN STATISTICS

Updated Through February 15, 2020

RECORD:	OVERALL	HOME	AWAY	NEUTRAL
ALL GAMES	8-6	5-1	3-5	0-0
CONFERENCE	8-6	5-1	3-5	0-0
NON-CONFERENCE	0-0	0-0	0-0	0-0

##	Player	gp-gs	min	avg	Total		3-Point		F-Throw		Rebounds				pf	dq	a	to	blk	stl	pts	avg
					fg-fga	fg%	3fg-fga	3fg%	ft-fa	ft%	off	def	tot	avg								
23	King, Kobe	9-9	260	28.9	48-92	.522	3-12	.250	14-23	.609	9	11	20	2.2	14	0	19	12	4	3	113	12.6
35	Reuvers, Nate	14-14	339	24.2	65-153	.425	16-44	.364	29-40	.725	14	44	58	4.1	47	1	6	14	24	7	175	12.5
11	Potter, Micah	12-1	213	17.8	47-86	.547	12-27	.444	21-23	.913	22	55	77	6.4	16	0	6	19	11	6	127	10.6
34	Davison, Brad	13-13	386	29.7	36-100	.360	20-60	.333	20-23	.870	8	51	59	4.5	33	1	18	11	0	6	112	8.6
00	Trice, D'Mitrik	14-14	427	30.5	39-110	.355	20-58	.345	19-26	.731	4	54	58	4.1	22	0	59	24	1	9	117	8.4
01	Pritzl, Brevin	14-2	380	27.1	33-96	.344	24-65	.369	9-12	.750	6	37	43	3.1	17	0	9	7	2	8	99	7.1
02	Ford, Aleem	14-14	313	22.4	32-77	.416	15-44	.341	11-14	.786	12	36	48	3.4	23	0	13	9	6	6	90	6.4
05	Wahl, Tyler	14-3	267	19.1	17-45	.378	1-16	.063	2-7	.286	21	24	45	3.2	33	0	18	16	3	12	37	2.6
12	Anderson, Trevor	14-0	190	13.6	13-28	.464	6-16	.375	3-4	.750	2	13	15	1.1	5	0	19	10	1	2	35	2.5
31	Ballard, Michael	3-0	3	1.0	0-0	.000	0-0	.000	2-2	1.000	0	0	0	0.0	0	0	0	0	0	0	2	0.7
03	McGrory, Walt	7-0	10	1.4	1-2	.500	1-1	1.000	1-2	.500	0	0	0	0.0	3	0	2	0	0	1	4	0.6
04	Higginbottom, Carter	4-0	4	1.0	0-1	.000	0-0	.000	0-0	.000	0	0	0	0.0	0	0	0	0	0	0	0	0.0
20	Qawi, Samad	3-0	3	1.0	0-1	.000	0-0	.000	0-0	.000	1	0	1	0.3	2	0	0	0	0	0	0	0.0
15	Cuevas, Courtland	2-0	2	1.0	0-0	.000	0-0	.000	0-0	.000	0	0	0	0.0	0	0	0	0	0	0	0	0.0
32	Hedstrom, Joe	1-0	3	3.0	0-0	.000	0-0	.000	0-0	.000	0	0	0	0.0	1	0	0	0	0	0	0	0.0
Team											14	24	38	7								
Total.....		14	2800		331-791	.418	118-343	.344	131-176	.744	113	349	462	33.0	216	2	169	129	52	60	911	65.1
Opponents.....		14	2800		326-792	.412	92-280	.329	150-212	.708	141	370	511	36.5	215	2	165	151	45	66	894	63.9

TEAM STATISTICS	WIS	OPP	Date	Opponent	Score	Att.
SCORING	911	894	* 12/07/19	INDIANA	w 84-64	17287
Points per game	65.1	63.9	* 12/11/19	at Rutgers	L 65-72	6361
Scoring margin	+1.2	-	* 01/03/20	at Ohio St.	w 61-57	19049
FIELD GOALS-ATT	331-791	326-792	* 01/08/20	ILLINOIS	L 70-71	16108
Field goal pct	.418	.412	* 01/11/20	at Penn St.	w 58-49	10139
3 POINT FG-ATT	118-343	92-280	* 01/14/20	MARYLAND	w 56-54	16157
3-point FG pct	.344	.329	* 01/17/20	at Michigan St.	L 55-67	14797
3-pt FG made per game	8.4	6.6	* 01/21/20	NEBRASKA	w 82-68	16856
FREE THROWS-ATT	131-176	150-212	* 01/24/20	at Purdue	L 51-70	14804
Free throw pct	.744	.708	* 01/27/20	at Iowa	L 62-68	12566
F-Throws made per game	9.4	10.7	* 02/01/20	MICHIGAN ST.	w 64-63	17287
REBOUNDS	462	511	* 02/05/20	at Minnesota	L 52-70	11389
Rebounds per game	33.0	36.5	* 02/09/20	OHIO ST.	w 70-57	17287
Rebounding margin	-3.5	-	* 02/15/20	at Nebraska	w 81-64	15864
ASSISTS	169	165	* = Conference game			
Assists per game	12.1	11.8				
TURNOVERS	129	151				
Turnovers per game	9.2	10.8				
Turnover margin	+1.6	-				
Assist/turnover ratio	1.3	1.1				
STEALS	60	66				
Steals per game	4.3	4.7				
BLOCKS	52	45				
Blocks per game	3.7	3.2				
ATTENDANCE	100982	104969				
Home games-Avg/Game	6-16830	8-13121				
Neutral site-Avg/Game	-	0-0				

Score by Periods	1st	2nd	Totals
Wisconsin	460	451	911
Opponents	425	469	894

HOME STATISTICS

Updated Through February 9, 2020

RECORD:	OVERALL	HOME	AWAY	NEUTRAL
ALL GAMES	11-1	11-1	0-0	0-0
CONFERENCE	5-1	5-1	0-0	0-0
NON-CONFERENCE	6-0	6-0	0-0	0-0

##	Player	gp-gs	min	avg	Total		3-Point		F-Throw		Rebounds				pf	dq	a	to	blk	stl	pts	avg
					fg-fga	fg%	3fg-fga	3fg%	ft-fa	ft%	off	def	tot	avg								
35	Reuvers, Nate	12-12	303	25.3	62-122	.508	14-36	.389	31-36	.861	14	43	57	4.8	38	1	7	18	31	8	169	14.1
23	King, Kobe	9-9	259	28.8	38-79	.481	5-15	.333	21-26	.808	15	14	29	3.2	12	0	17	10	3	6	102	11.3
34	Davison, Brad	11-11	324	29.5	38-81	.469	17-43	.395	24-26	.923	3	37	40	3.6	22	0	25	8	0	11	117	10.6
01	Pritzl, Brevin	12-2	302	25.2	40-89	.449	27-57	.474	14-18	.778	12	38	50	4.2	19	0	12	11	3	5	121	10.1
00	Trice, D'Mitrik	12-12	377	31.4	40-102	.392	22-55	.400	19-25	.760	5	49	54	4.5	13	0	55	21	1	14	121	10.1
02	Ford, Aleem	12-12	295	24.6	44-91	.484	21-49	.429	11-14	.786	13	39	52	4.3	25	1	16	10	7	8	120	10.0
11	Potter, Micah	7-1	118	16.9	21-40	.525	6-14	.429	19-21	.905	8	30	38	5.4	5	0	3	10	10	3	67	9.6
05	Wahl, Tyler	12-1	188	15.7	12-30	.400	3-14	.214	5-7	.714	12	21	33	2.8	28	0	17	16	2	11	32	2.7
12	Anderson, Trevor	12-0	141	11.8	6-17	.353	3-10	.300	6-8	.750	2	15	17	1.4	8	0	19	5	0	3	21	1.8
03	McGrory, Walt	9-0	53	5.9	4-12	.333	1-6	.167	3-4	.750	2	7	9	1.0	8	0	4	1	0	0	12	1.3
32	Hedstrom, Joe	5-0	13	2.6	1-2	.500	0-0	.000	0-0	.000	1	1	2	0.4	3	0	0	1	0	0	2	0.4
31	Ballard, Michael	8-0	8	1.0	0-0	.000	0-0	.000	2-2	1.000	0	1	1	0.1	0	0	0	0	0	0	2	0.3
15	Cuevas, Courtland	6-0	6	1.0	0-1	.000	0-1	.000	1-2	.500	0	0	0	0.0	0	0	0	0	0	1	1	0.2
04	Higginbottom, Carter	7-0	7	1.0	0-1	.000	0-0	.000	0-0	.000	0	1	1	0.1	0	0	0	1	0	0	0	0.0
20	Qawi, Samad	6-0	6	1.0	0-1	.000	0-0	.000	0-0	.000	1	0	1	0.2	2	0	0	1	0	0	0	0.0
Team											9	22	31					4				
Total.....		12	2400		306-668	.458	119-300	.397	156-189	.825	97	318	415	34.6	183	2	175	117	57	70	887	73.9
Opponents.....		12	2400		264-659	.401	79-228	.346	117-168	.696	92	278	370	30.8	213	2	125	145	30	55	724	60.3

TEAM STATISTICS

	WIS	OPP
SCORING	887	724
Points per game	73.9	60.3
Scoring margin	+13.6	-
FIELD GOALS-ATT	306-668	264-659
Field goal pct	.458	.401
3 POINT FG-ATT	119-300	79-228
3-point FG pct	.397	.346
3-pt FG made per game	9.9	6.6
FREE THROWS-ATT	156-189	117-168
Free throw pct	.825	.696
F-Throws made per game	13.0	9.8
REBOUNDS	415	370
Rebounds per game	34.6	30.8
Rebounding margin	+3.8	-
ASSISTS	175	125
Assists per game	14.6	10.4
TURNOVERS	117	145
Turnovers per game	9.8	12.1
Turnover margin	+2.3	-
Assist/turnover ratio	1.5	0.9
STEALS	70	55
Steals per game	5.8	4.6
BLOCKS	57	30
Blocks per game	4.8	2.5
ATTENDANCE	202074	0
Home games-Avg/Game	12-16840	0-0
Neutral site-Avg/Game	-	0-0

Date	Opponent		Score	Att.
11/08/19	EASTERN ILL.	w	65-52	17106
11/13/19	MCNEESE	w	83-63	16816
11/17/19	MARQUETTE	w	77-61	17287
11/21/19	GREEN BAY	w	88-70	16837
* 12/07/19	INDIANA	w	84-64	17287
12/21/19	MILWAUKEE	w	83-64	17030
12/31/19	RIDER	w	65-37	16016
* 01/08/20	ILLINOIS	L	70-71	16108
* 01/14/20	MARYLAND	w	56-54	16157
* 01/21/20	NEBRASKA	w	82-68	16856
* 02/01/20	MICHIGAN ST.	w	64-63	17287
* 02/09/20	OHIO ST.	w	70-57	17287

* = Conference game

Score by Periods	1st	2nd	Totals
Wisconsin	452	435	887
Opponents	336	388	724

AWAY/NEUTRAL STATISTICS

Updated Through February 15, 2020

RECORD:	OVERALL	HOME	AWAY	NEUTRAL
ALL GAMES	4-9	0-0	4-6	0-3
CONFERENCE	3-5	0-0	3-5	0-0
NON-CONFERENCE	1-4	0-0	1-1	0-3

##	Player	gp-gs	min	avg	Total		3-Point		F-Throw		Rebounds				pf	dq	a	to	blk	stl	pts	avg
					fg-fga	fg%	3fg-fga	3fg%	ft-fa	ft%	off	def	tot	avg								
35	Reuvers, Nate	13-13	357	27.5	65-153	.425	12-41	.293	29-43	.674	16	46	62	4.8	40	1	6	22	21	4	171	13.2
00	Trice, D'Mitrik	13-13	404	31.1	43-114	.377	23-67	.343	15-19	.789	2	51	53	4.1	17	0	43	21	1	8	124	9.5
11	Potter, Micah	8-0	134	16.8	31-59	.525	6-15	.400	8-8	1.000	14	39	53	6.6	15	0	3	13	5	3	76	9.5
23	King, Kobe	10-10	279	27.9	35-80	.438	2-13	.154	16-29	.552	7	18	25	2.5	15	0	13	19	3	4	88	8.8
34	Davison, Brad	13-13	397	30.5	34-103	.330	18-61	.295	19-22	.864	12	51	63	4.8	37	1	18	15	0	7	105	8.1
02	Ford, Aleem	13-13	296	22.8	27-78	.346	8-39	.205	15-23	.652	16	32	48	3.7	25	1	13	16	3	6	77	5.9
01	Pritzl, Brevin	13-1	340	26.2	23-75	.307	15-55	.273	6-8	.750	8	31	39	3.0	19	0	6	6	2	8	67	5.2
05	Wahl, Tyler	13-2	247	19.0	16-40	.400	2-12	.167	2-10	.200	20	24	44	3.4	29	0	14	12	2	7	36	2.8
12	Anderson, Trevor	13-0	161	12.4	9-23	.391	4-13	.308	3-4	.750	3	12	15	1.2	5	0	14	10	1	1	25	1.9
03	McGrory, Walt	4-0	5	1.3	1-1	1.000	1-1	1.000	0-0	.000	0	0	0	0.0	1	0	1	0	0	1	3	0.8
20	Qawi, Samad	1-0	1	1.0	0-0	.000	0-0	.000	0-0	.000	0	0	0	0.0	0	0	0	0	0	0	0	0.0
04	Higginbottom, Carter	2-0	2	1.0	0-0	.000	0-0	.000	0-0	.000	0	0	0	0.0	0	0	0	0	0	0	0	0.0
32	Hedstrom, Joe	1-0	1	1.0	0-0	.000	0-0	.000	0-0	.000	0	0	0	0.0	0	0	0	0	0	0	0	0.0
31	Ballard, Michael	1-0	1	1.0	0-0	.000	0-0	.000	0-0	.000	0	0	0	0.0	0	0	0	0	0	0	0	0.0
Team											14	23	37					7				
Total.....		13	2625		284-726	.391	91-317	.287	113-166	.681	112	327	439	33.8	203	3	131	141	38	49	772	59.4
Opponents.....		13	2625		304-735	.414	82-248	.331	130-186	.699	130	357	487	37.5	192	4	155	143	45	72	820	63.1

TEAM STATISTICS

	WIS	OPP
SCORING	772	820
Points per game	59.4	63.1
Scoring margin	-3.7	-
FIELD GOALS-ATT	284-726	304-735
Field goal pct	.391	.414
3 POINT FG-ATT	91-317	82-248
3-point FG pct	.287	.331
3-pt FG made per game	7.0	6.3
FREE THROWS-ATT	113-166	130-186
Free throw pct	.681	.699
F-Throws made per game	8.7	10.0
REBOUNDS	439	487
Rebounds per game	33.8	37.5
Rebounding margin	-3.7	-
ASSISTS	131	155
Assists per game	10.1	11.9
TURNOVERS	141	143
Turnovers per game	10.8	11.0
Turnover margin	+0.2	-
Assist/turnover ratio	0.9	1.1
STEALS	49	72
Steals per game	3.8	5.5
BLOCKS	38	45
Blocks per game	2.9	3.5
ATTENDANCE	0	145983
Home games-Avg/Game	0-0	10-14268
Neutral site-Avg/Game	-	3-1100

Date Opponent

Date	Opponent	Score	Att.
11/05/19	vs Saint Mary's (CA)	Lot 63-65	3301
11/25/19	vs Richmond	L 52-62	0
11/26/19	vs New Mexico	L 50-59	0
12/04/19	at NC State	L 54-69	16035
* 12/11/19	at Rutgers	L 65-72	6361
12/28/19	at Tennessee	W 68-48	21678
* 01/03/20	at Ohio St.	W 61-57	19049
* 01/11/20	at Penn St.	W 58-49	10139
* 01/17/20	at Michigan St.	L 55-67	14797
* 01/24/20	at Purdue	L 51-70	14804
* 01/27/20	at Iowa	L 62-68	12566
* 02/05/20	at Minnesota	L 52-70	11389
* 02/15/20	at Nebraska	W 81-64	15864

* = Conference game

Score by Periods

	1st	2nd	OT	Totals
Wisconsin	370	393	9	772
Opponents	406	403	11	820

GAME-BY-GAME STATISTICS

Updated Through February 15, 2020

WISCONSIN

Opponent	Date	Score		Total		3-Pointers		Free throws		Rebounds				pf	a	t/o	blk	stl	pts	avg
				fg-fga	pct	3fg-fga	pct	ft-fa	pct	off	def	tot	avg							
vs Saint Mary's (CA)	11/05/19	63-65	Lot	22-52	.423	5-19	.263	14-20	.700	7	21	28	28.0	14	8	14	4	1	63	63.0
EASTERN ILL.	11/08/19	65-52	W	21-55	.382	3-18	.167	20-24	.833	12	30	42	35.0	13	7	11	12	6	65	64.0
MCNEESE	11/13/19	83-63	W	29-55	.527	10-28	.357	15-18	.833	7	21	28	32.7	15	19	9	3	10	83	70.3
MARQUETTE	11/17/19	77-61	W	24-56	.429	11-23	.478	18-20	.900	9	28	37	33.8	19	11	12	3	6	77	72.0
GREEN BAY	11/21/19	88-70	W	32-62	.516	15-31	.484	9-10	.900	9	30	39	34.8	15	24	13	1	3	88	75.2
vs Richmond	11/25/19	52-62	L	17-50	.340	7-27	.259	11-14	.786	8	28	36	35.0	14	7	15	2	6	52	71.3
vs New Mexico	11/26/19	50-59	L	18-53	.340	2-26	.077	12-16	.750	12	22	34	34.9	16	6	14	1	5	50	68.3
at NC State	12/04/19	54-69	L	21-56	.375	5-23	.217	7-15	.467	14	23	37	35.1	11	7	9	4	3	54	66.5
INDIANA	12/07/19	84-64	W	30-56	.536	8-20	.400	16-18	.889	8	21	29	34.4	18	13	4	6	5	84	68.4
at Rutgers	12/11/19	65-72	L	23-48	.479	8-23	.348	11-16	.688	3	23	26	33.6	17	9	14	4	5	65	68.1
MILWAUKEE	12/21/19	83-64	W	26-52	.500	10-22	.455	21-26	.808	7	29	36	33.8	19	17	9	4	6	83	69.5
at Tennessee	12/28/19	68-48	W	25-57	.439	11-26	.423	7-9	.778	6	26	32	33.7	20	13	9	2	7	68	69.3
RIDER	12/31/19	65-37	W	24-55	.436	13-31	.419	4-7	.571	5	38	43	34.4	14	18	14	7	6	65	69.0
at Ohio St.	01/03/20	61-57	W	21-56	.375	6-23	.261	13-16	.813	12	22	34	34.4	16	8	10	0	5	61	68.4
ILLINOIS	01/08/20	70-71	L	23-53	.434	4-15	.267	20-23	.870	10	22	32	34.2	16	5	8	6	3	70	68.5
at Penn St.	01/11/20	58-49	W	22-55	.400	6-21	.286	8-14	.571	9	31	40	34.6	17	10	9	2	3	58	67.9
MARYLAND	01/14/20	56-54	W	22-49	.449	7-21	.333	5-8	.625	4	20	24	33.9	13	11	7	2	5	56	67.2
at Michigan St.	01/17/20	55-67	L	21-59	.356	4-19	.211	9-11	.818	9	23	32	33.8	12	11	9	3	5	55	66.5
NEBRASKA	01/21/20	82-68	W	29-63	.460	18-34	.529	6-8	.750	10	30	40	34.2	16	23	11	4	5	82	67.3
at Purdue	01/24/20	51-70	L	20-46	.435	7-22	.318	4-8	.500	2	14	16	33.2	9	12	11	5	3	51	66.5
at Iowa	01/27/20	62-68	L	24-64	.375	8-28	.286	6-11	.545	9	31	40	33.6	28	12	9	4	2	62	66.3
MICHIGAN ST.	02/01/20	64-63	W	22-54	.407	8-25	.320	12-15	.800	4	30	34	33.6	9	10	10	4	8	64	66.2
at Minnesota	02/05/20	52-70	L	19-67	.284	7-29	.241	7-11	.636	15	30	45	34.1	15	9	7	3	1	52	65.6
OHIO ST.	02/09/20	70-57	W	24-58	.414	12-32	.375	10-12	.833	12	19	31	34.0	16	17	9	5	7	70	65.8
at Nebraska	02/15/20	81-64	W	31-63	.492	15-31	.484	4-5	.800	6	33	39	34.2	14	19	11	4	3	81	66.4
Wisconsin		1659		590-1394	.423	210-617	.340	269-355	.758	209	645	854	34.2	386	306	258	95	119	1659	66.4
Opponents		1544		568-1394	.407	161-476	.338	247-354	.698	222	635	857	34.3	405	280	288	75	127	1544	61.8

Games played: 25

Points/game: 66.4

FG Pct: 42.3

3FG Pct: 34.0

FT Pct: 75.8

Rebounds/game: 34.2

Assists/game: 12.2

Turnovers/game: 10.3

Assist/turnover ratio: 1.2

Steals/game: 4.8

Blocks/game: 3.8

GAME-BY-GAME STATISTICS

Updated Through February 15, 2020

OPPONENT

Opponent	Date	Score		Total		3-Pointers		Free throws		Rebounds				pf	a	t/o	blk	stl	pts	avg
				fg-fga	pct	3fg-fga	pct	ft-fta	pct	off	def	tot	avg							
vs Saint Mary's (CA)	11/05/19	63-65	Lot	24-61	.393	8-18	.444	9-13	.692	13	23	36	36.0	20	10	15	2	6	65	65.0
EASTERN ILL.	11/08/19	65-52	W	21-63	.333	7-19	.368	3-8	.375	11	24	35	35.5	22	10	11	4	6	52	58.5
MCNEESE	11/13/19	83-63	W	21-45	.467	8-21	.381	13-17	.765	5	19	24	31.7	21	13	18	2	4	63	60.0
MARQUETTE	11/17/19	77-61	W	19-51	.373	9-19	.474	14-17	.824	5	24	29	31.0	16	9	15	3	2	61	60.2
GREEN BAY	11/21/19	88-70	W	29-61	.475	4-20	.200	8-11	.727	3	22	25	29.8	16	16	9	3	8	70	62.2
vs Richmond	11/25/19	52-62	L	26-56	.464	6-17	.353	4-6	.667	4	27	31	30.0	16	12	10	3	7	62	62.2
vs New Mexico	11/26/19	50-59	L	22-50	.440	3-13	.231	12-15	.800	8	26	34	30.6	17	13	13	1	3	59	61.7
at NC State	12/04/19	54-69	L	27-56	.482	8-20	.400	7-10	.700	8	24	32	30.8	10	6	6	6	7	69	62.6
INDIANA	12/07/19	84-64	W	21-50	.420	5-14	.357	17-26	.654	10	18	28	30.4	19	12	12	3	3	64	62.8
at Rutgers	12/11/19	65-72	L	29-63	.460	5-19	.263	9-13	.692	14	26	40	31.4	19	10	11	3	8	72	63.7
MILWAUKEE	12/21/19	83-64	W	22-52	.423	8-17	.471	12-19	.632	6	21	27	31.0	22	9	11	2	3	64	63.7
at Tennessee	12/28/19	68-48	W	16-46	.348	6-18	.333	10-19	.526	10	27	37	31.5	14	12	17	3	5	48	62.4
RIDER	12/31/19	65-37	W	15-61	.246	2-14	.143	5-7	.714	8	28	36	31.8	16	5	12	1	10	37	60.5
at Ohio St.	01/03/20	61-57	W	19-47	.404	6-20	.300	13-17	.765	8	24	32	31.9	17	8	14	1	4	57	60.2
ILLINOIS	01/08/20	70-71	L	28-57	.491	7-16	.438	8-15	.533	8	21	29	31.7	22	11	7	2	1	71	60.9
at Penn St.	01/11/20	58-49	W	17-52	.327	5-21	.238	10-14	.714	6	27	33	31.8	14	8	10	5	6	49	60.2
MARYLAND	01/14/20	56-54	W	19-47	.404	7-22	.318	9-13	.692	10	25	35	31.9	14	7	14	0	2	54	59.8
at Michigan St.	01/17/20	55-67	L	27-58	.466	6-16	.375	7-10	.700	10	31	41	32.4	13	20	12	2	4	67	60.2
NEBRASKA	01/21/20	82-68	W	26-60	.433	6-22	.273	10-15	.667	8	25	33	32.5	13	12	10	3	6	68	60.6
at Purdue	01/24/20	51-70	L	27-60	.450	9-19	.474	7-9	.778	16	26	42	33.0	10	15	11	5	8	70	61.1
at Iowa	01/27/20	62-68	L	20-60	.333	3-20	.150	25-32	.781	13	33	46	33.6	15	10	9	7	2	68	61.4
MICHIGAN ST.	02/01/20	64-63	W	25-63	.397	10-25	.400	3-4	.750	8	29	37	33.7	16	14	12	3	5	63	61.5
at Minnesota	02/05/20	52-70	L	25-61	.410	9-22	.409	11-16	.688	10	36	46	34.3	15	16	5	5	5	70	61.9
OHIO ST.	02/09/20	70-57	W	18-49	.367	6-19	.316	15-16	.938	10	22	32	34.2	16	7	14	4	5	57	61.7
at Nebraska	02/15/20	81-64	W	25-65	.385	8-25	.320	6-12	.500	10	27	37	34.3	12	15	10	2	7	64	61.8
Opponents		1544		568-1394	.407	161-476	.338	247-354	.698	222	635	857	34.3	405	280	288	75	127	1544	61.8
Wisconsin		1659		590-1394	.423	210-617	.340	269-355	.758	209	645	854	34.2	386	306	258	95	119	1659	66.4

Games played: 25

Points/game: 61.8

FG Pct: 40.7

3FG Pct: 33.8

FT Pct: 69.8

Rebounds/game: 34.3

Assists/game: 11.2

Turnovers/game: 11.5

Assist/turnover ratio: 1.0

Steals/game: 5.1

Blocks/game: 3.0

GAME 1: #20 SAINT MARY'S 65, WISCONSIN 63 (OT)

Nov. 5, 2019 • Sioux Falls, S.D. • Sanford Pentagon



Official Basketball Box Score - Final
Saint Mary's (CA) at Wisconsin
11/05/19 Sanford Pentagon, Sioux Falls, SD
2019-20 Men's Basketball

Game Time: 8:00 PM
Game Duration: 2:14
Attendance: 3,301

Officials: John Higgins, Eric Curry, Kelly Pfeiffer

Saint Mary's (CA) - 65														
Record: 1-0														
NO. Name	Min	FG M-A	3P M-A	FT M-A	Rebounds OR DR TOT	Fouls PF RD	TP AS TO ST	Blocks BS BA	+/-	Shooting By Period				
11 Matthias Tass	F 26:19	2-6	0-0	1-2	3 7 10	5 3 5	4 2 0 0	1 2	6	1st FG% 11-27 40.7%	3PT% 6-11 54.5%	FT% 1-2 50.0%	OT FG% 0-0 0.0%	OT FT% 0-0 0.0%
24 Malik Fitts	F 39:19	6-13	1-2	3-5	2 3 5	0 3 16	1 3 0 1	0 6	6	2nd FG% 11-26 42.3%	3PT% 1-5 20.0%	FT% 1-1 100%	OT FG% 2-8 25.0%	OT FT% 1-2 50.0%
0 Tanner Krebs	G 39:37	3-6	1-3	2-2	1 7 8	4 2 9	0 1 1 1	0 6	-6	3rd FG% 1-1 100%	FT% 6-8 75%	GM FG% 24-61 39.3%	3PT% 8-18 44.4%	FT% 9-13 69.2%
1 Logan Johnson	G 35:35	1-7	1-3	2-2	1 1 2	1 1 5	0 3 1 0	0 -3	-3	OT FG% 2-8 25.0%	FT% 1-2 50.0%	OT FG% 2-8 25.0%	OT FT% 1-2 50.0%	OT FT% 1-2 50.0%
3 Jordan Ford	G 45:00	11-24	4-8	0-0	1 1 2	2 3 26	3 4 3 0	2 2	2	OT FG% 2-8 25.0%	FT% 1-2 50.0%	OT FG% 2-8 25.0%	OT FT% 1-2 50.0%	OT FT% 1-2 50.0%
23 Kristers Zoriks	G 29:25	0-1	0-0	0-0	0 2 2	1 0 0	1 0 0 0	0 1	5	OT FG% 2-8 25.0%	FT% 1-2 50.0%	OT FG% 2-8 25.0%	OT FT% 1-2 50.0%	OT FT% 1-2 50.0%
14 Kyle Bowen	G 07:57	0-1	0-1	1-2	1 0 1	1 0 1	1 0 0 0	0 0	1	OT FG% 2-8 25.0%	FT% 1-2 50.0%	OT FG% 2-8 25.0%	OT FT% 1-2 50.0%	OT FT% 1-2 50.0%
42 Dan Fotu	G 15:11	0-1	0-0	0-0	0 1 1	5 0 0	1 1 1 0	0 -2	-2	OT FG% 2-8 25.0%	FT% 1-2 50.0%	OT FG% 2-8 25.0%	OT FT% 1-2 50.0%	OT FT% 1-2 50.0%
41 Aaron Menzies	G 01:14	0-0	0-0	0-0	0 0 0	1 0 0	0 0 0 0	0 -3	-3	OT FG% 2-8 25.0%	FT% 1-2 50.0%	OT FG% 2-8 25.0%	OT FT% 1-2 50.0%	OT FT% 1-2 50.0%
44 Alex Ducas	G 05:23	1-2	1-1	0-0	2 0 2	1 1 3	0 0 0 0	0 8	8	OT FG% 2-8 25.0%	FT% 1-2 50.0%	OT FG% 2-8 25.0%	OT FT% 1-2 50.0%	OT FT% 1-2 50.0%
Team					2 1 2	0 0 1	0 0 0	0 0	0	OT FG% 2-8 25.0%	FT% 1-2 50.0%	OT FG% 2-8 25.0%	OT FT% 1-2 50.0%	OT FT% 1-2 50.0%
Totals		24-61	8-18	9-13	13 23 36	24 10 15	6 2 4 2	2	2	OT FG% 2-8 25.0%	FT% 1-2 50.0%	OT FG% 2-8 25.0%	OT FT% 1-2 50.0%	OT FT% 1-2 50.0%

Technical Fouls: NONE

Wisconsin - 63														
Record: 0-1														
NO. Name	Min	FG M-A	3P M-A	FT M-A	Rebounds OR DR TOT	Fouls PF RD	TP AS TO ST	Blocks BS BA	+/-	Shooting By Period				
2 Aleem Ford	F 34:03	3-9	1-6	0-0	2 3 5	3 0 7	2 3 1 0	1 9	9	1st FG% 10-25 40.0%	3PT% 2-7 28.6%	FT% 2-5 40.0%	2nd FG% 10-22 45.5%	3PT% 3-10 30.0%
35 Nate Reuvers	F 41:31	8-18	1-4	5-7	2 4 6	2 5 22	0 3 0 4	0 1	1	OT FG% 2-5 40.0%	FT% 7-9 77.8%	OT FG% 2-5 40.0%	OT FT% 3-4 75.0%	OT FT% 3-4 75.0%
0 D'Mitric Trice	G 38:42	3-7	2-4	2-2	0 3 3	2 2 10	3 0 0 0	0 3	-9	OT FG% 2-5 40.0%	FT% 7-9 77.8%	OT FG% 2-5 40.0%	OT FT% 3-4 75.0%	OT FT% 3-4 75.0%
23 Kobe King	G 30:05	1-2	0-0	4-7	0 4 4	2 5 6	1 4 0 0	0 -6	-6	OT FG% 2-5 40.0%	FT% 7-9 77.8%	OT FG% 2-5 40.0%	OT FT% 3-4 75.0%	OT FT% 3-4 75.0%
34 Brad Davison	G 37:21	6-13	1-4	3-4	1 3 4	4 6 16	0 1 0 0	1 -1	-1	OT FG% 2-5 40.0%	FT% 7-9 77.8%	OT FG% 2-5 40.0%	OT FT% 3-4 75.0%	OT FT% 3-4 75.0%
12 Trevor Anderson	G 08:44	0-0	0-0	0-0	1 1 0	1 0 0	0 0 0 0	0 0	0	OT FG% 2-5 40.0%	FT% 7-9 77.8%	OT FG% 2-5 40.0%	OT FT% 3-4 75.0%	OT FT% 3-4 75.0%
1 Brevin Pritzl	21:45	0-0	0-0	0-0	1 2 3	0 1 0	1 0 0 0	0 5	5	OT FG% 2-5 40.0%	FT% 7-9 77.8%	OT FG% 2-5 40.0%	OT FT% 3-4 75.0%	OT FT% 3-4 75.0%
5 Tyler Wahl	12:08	1-3	0-1	0-0	0 0 0	1 0 2	1 0 0 0	0 -11	-11	OT FG% 2-5 40.0%	FT% 7-9 77.8%	OT FG% 2-5 40.0%	OT FT% 3-4 75.0%	OT FT% 3-4 75.0%
32 Joe Hedstrom	G 00:41	0-0	0-0	0-0	0 0 0	0 0 0	0 0 0 0	0 0	0	OT FG% 2-5 40.0%	FT% 7-9 77.8%	OT FG% 2-5 40.0%	OT FT% 3-4 75.0%	OT FT% 3-4 75.0%
Team					1 1 2	0 0 0	0 0 0	0 0	0	OT FG% 2-5 40.0%	FT% 7-9 77.8%	OT FG% 2-5 40.0%	OT FT% 3-4 75.0%	OT FT% 3-4 75.0%
Totals		22-52	5-19	14-20	7 21 28	14 20 63	8 14 1 4	2 -2	-2	OT FG% 2-5 40.0%	FT% 7-9 77.8%	OT FG% 2-5 40.0%	OT FT% 3-4 75.0%	OT FT% 3-4 75.0%

Technical Fouls: NONE

SMC		WIS	
Biggest lead	10 (1st 1:14)	8 (1st 7:38)	
Best Scoring Run	13 (1st 2:10)	9 (2nd 3:29)	
Lead Changes	8		
Times Tied	5		
Time with Lead	24:55	16:47	

Points from Turnovers		SMC		WIS	
1st	14	16	14	20	28
2nd	14	16	14	20	28
3rd	14	16	14	20	28
4th	14	16	14	20	28
5th	14	16	14	20	28
6th	14	16	14	20	28
7th	14	16	14	20	28
8th	14	16	14	20	28
9th	14	16	14	20	28
10th	14	16	14	20	28
11th	14	16	14	20	28
12th	14	16	14	20	28
13th	14	16	14	20	28
14th	14	16	14	20	28
15th	14	16	14	20	28
16th	14	16	14	20	28
17th	14	16	14	20	28
18th	14	16	14	20	28
19th	14	16	14	20	28
20th	14	16	14	20	28
21st	14	16	14	20	28
22nd	14	16	14	20	28
23rd	14	16	14	20	28
24th	14	16	14	20	28
25th	14	16	14	20	28
26th	14	16	14	20	28
27th	14	16	14	20	28
28th	14	16	14	20	28
29th	14	16	14	20	28
30th	14	16	14	20	28
31st	14	16	14	20	28
32nd	14	16	14	20	28
33rd	14	16	14	20	28
34th	14	16	14	20	28
35th	14	16	14	20	28
36th	14	16	14	20	28
37th	14	16	14	20	28
38th	14	16	14	20	28
39th	14	16	14	20	28
40th	14	16	14	20	28
41st	14	16	14	20	28
42nd	14	16	14	20	28
43rd	14	16	14	20	28
44th	14	16	14	20	28
45th	14	16	14	20	28
46th	14	16	14	20	28
47th	14	16	14	20	28
48th	14	16	14	20	28
49th	14	16	14	20	28
50th	14	16	14	20	28
51st	14	16	14	20	28
52nd	14	16	14	20	28
53rd	14	16	14	20	28
54th	14	16	14	20	28
55th	14	16	14	20	28
56th	14	16	14	20	28
57th	14	16	14	20	28
58th	14	16	14	20	28
59th	14	16	14	20	28
60th	14	16	14	20	28
61st	14	16	14	20	28
62nd	14	16	14	20	28
63rd	14	16	14	20	28
64th	14	16	14	20	28
65th	14	16	14	20	28
66th	14	16	14	20	28
67th	14	16	14	20	28
68th	14	16	14	20	28
69th	14	16	14	20	28
70th	14	16	14	20	28
71st	14	16	14	20	28
72nd	14	16	14	20	28
73rd	14	16	14	20	28
74th	14	16	14	20	28
75th	14	16	14	20	28
76th	14	16	14	20	28
77th	14	16	14	20	28
78th	14	16	14	20	28
79th	14	16	14	20	28
80th	14	16	14	20	28
81st	14	16	14	20	28
82nd	14	16	14	20	28
83rd	14	16	14	20	28
84th	14	16	14	20	28
85th	14	16	14	20	28
86th	14	16	14	20	28
87th	14	16	14	20	28
88th	14	16	14	20	28
89th	14	16	14	20	28
90th	14	16	14	20	28
91st	14	16	14	20	28
92nd	14	16	14	20	28
93rd	14	16	14	20	28
94th	14	16	14	20	28
95th	14	16	14	20	28
96th	14	16	14	20	28
97th	14	16	14	20	28
98th	14	16	14	20	28
99th	14	16	14	20	28
100th	14	16	14	20	28

NOTES: Wisconsin opened its season facing a ranked opponent for the first time since 1995... Nate Reuvers finished with career highs in points (22), FG (8), FGA (18), FT (7) and minutes played (42)...Kobe King had a career high 7 FTA...Joe Hedstrom played his first career game.

GAME 3: WISCONSIN 83, McNEESE STATE 63

Nov. 13, 2019 • Madison, Wis. • Kohl Center

Official Basketball Box Score - Final
McNeese at Wisconsin
11/13/19 Kohl Center, Madison
2019-20 Men's Basketball

Game Time: 6:00 PM
Game Duration: 1:56
Attendance: 15,616

Officials: Lamont Simpson, Bill Be, Edwin Young

McNeese - 63										Record: 1-3									
NO. Name	Min	FG M-A	3P M-A	FT M-A	Rebounds OR DR TOT	Fouls PF RD	TP AS TO ST	Blocks BS BA	+/-	Shooting By Period									
23 Shamarius Kennedy	F 31:14	6-9	0-0	8-10	1 4 5	3 8	20	3 1 0 1	0	1st FG% 10-22 45.5%	3PT% 3-7 42.9%	FT% 8-11 72.7%	2nd FG% 11-23 47.8%	3PT% 5-14 35.7%					
0 Dru Kuehseisen	G 30:26	3-9	3-6	0-0	0 3 3	1 0 0	9	1 1 0 0	-3	OT FG% 2-8 25.0%	FT% 1-1 100%	OT FG% 2-8 25.0%	OT FT% 1-1 100%	OT FT% 1-1 100%					
12 A.J. Lawson	G 26:30	4-6	2-2	0-0	0 1 1	3 1 10	3	6 1 0 0	-12	OT FG% 2-8 25.0%	FT% 1-1 100%	OT FG% 2-8 25.0%	OT FT% 1-1 100%	OT FT% 1-1 100%					
13 Trey Johnson	G 24:32	1-3	1-2	0-0	0 1 1	1 0 0	3	1 1 1 1	-20	OT FG% 2-8 25.0%	FT% 1-1 100%	OT FG% 2-8 25.0%	OT FT% 1-1 100%	OT FT% 1-1 100%					
22 Royald Brown	G 20:29	3-5	0-0	1-2	0 3 3	4 1	7	0 1 1 1	0	OT FG% 2-8 25.0%	FT% 1-1 100%	OT FG% 2-8 25.0%	OT FT% 1-1 100%	OT FT% 1-1 100%					
24 Chris Orlina	18:10	2-2	1-1	2-3	2 1 3	2 3	7	0 2 0 0	-21	OT FG% 2-8 25.0%	FT% 1-1 100%	OT FG% 2-8 25.0%	OT FT% 1-1 100%	OT FT% 1-1 100%					
44 Thurman Moore	06:37	0-0	0-0	0-0	1 0 1	2 1 0	0	0 1 0 0	-6	OT FG% 2-8 25.0%	FT% 1-1 100%	OT FG% 2-8 25.0%	OT FT% 1-1 100%	OT FT% 1-1 100%					
2 Sam Baker	16:14	1-5	1-5	0-0	0 0 0	2 0 3	3	3 3 0 0	-16	OT FG% 2-8 25.0%	FT% 1-1 100%	OT FG% 2-8 25.0%	OT FT% 1-1 100%	OT FT% 1-1 100%					
3 Leonore Washington	18:22	0-3	0-3	0-2	0 4 4	3 1	2	2 1 0 0	-2	OT FG% 2-8 25.0%	FT% 1-1 100%	OT FG% 2-8 25.0%	OT FT% 1-1 100%	OT FT% 1-1 100%					
20 Jalen Poyser	06:59	1-3	0-2	0-0	0 0 0	0 0 0	2	0 0 0 0	-3	OT FG% 2-8 25.0%	FT% 1-1 100%	OT FG% 2-8 25.0%	OT FT% 1-1 100%	OT FT% 1-1 100%					
11 Myles Hutchinson	02:27	0-0	0-0	0-0	0 0 0	0 0 0	0	0 0 0 0	5	OT FG% 2-8 25.0%	FT% 1-1 100%	OT FG% 2-8 25.0%	OT FT% 1-1 100%	OT FT% 1-1 100%					
Team					5	2 3	24	0	0										
Totals		21-45	8-21	13-17	5	19 24	21	63	13 18 4 2	3	-20	Dead Ball Rebounds: 2							

GAME 5: WISCONSIN 88, GREEN BAY 70

Nov. 21, 2019 • Madison, Wis. • Kohl Center



Official Basketball Box Score - Final
Green Bay at Wisconsin
11/21/19 Kohl Center, Madison
2019-20 Men's Basketball

Game Time: 8:07 PM
Game Duration: 1:53
Attendance: 16,837

Officials: Larry Scrotto, Lewis Garrison, Brooks Wells

Green Bay - 70

Record: 1-3

NO. Name		Min	FG	3P	FT	Rebounds	Fouls	TP	AS	TO	ST	Blocks	+/-		
						OR	TR	OT							
12 Josh McNair	F	23:51	4-8	0-0	2-2	1 4	5 3	2	10	2	2	2	0	-26	
15 Manny Patterson	F	07:17	1-1	0-0	0-0	0 0	0 1	2	2	0	1	1	0	-15	
2 PJ Pipes	G	34:17	3-9	1-4	1-2	0 2	2 0	1	8	3	1	0	0	-22	
11 JayQuan McCloud	G	29:15	5-11	2-6	1-1	0 4	4 5	2	13	6	1	3	0	-8	
21 Kameron Hankerson	G	27:16	2-7	1-4	0-0	0 4	4 0	0	5	0	2	0	0	-27	
13 Trevian Bell	G	20:21	2-5	0-2	0-0	0 1	1 2	1	4	0	2	0	0	3	
30 Hunter Crist	G	06:08	0-0	0-0	0-0	0 1	1 1	0	0	3	0	0	0	4	
33 Cody Schwartz	G	28:31	4-10	0-4	4-5	1 4	5 1	6	12	1	0	1	1	0	2
1 Amari Davis	G	23:04	8-10	0-0	0-1	1 0	1 3	1	16	1	0	1	0	-1	
Team						0 2	2	0	0	0	0	0	0		
Totals		29:61	4-20	8-11	3 22	25	16	15	70	16	9	8	3	-18	

Technical Fouls: NONE

Shooting By Period	
1st FG%	13-31 41.9%
3PT%	2-12 16.7%
FT%	1-2 50%
2nd FG%	16-30 53.3%
3PT%	2-8 25.0%
FT%	7-9 77.8%
GM FG%	29-61 47.5%
3PT%	4-20 20.0%
FT%	8-11 72.7%
Dead Ball Rebounds: 2	

Wisconsin - 88

Record: 4-1

NO. Name	Min	FG	3P	FT	Rebounds	Fouls	TP	AS	TO	ST	Blocks	+/-		
2 Aleem Ford	F 27:53	5-11	2-5	0-0	2 3	5 2	2	12	2	2	0	0	7	
35 Nate Reuvers	F 20:00	8-12	2-5	1-2	2 1	3 4	4	19	2	5	0	1	0	
0 D'Mitrik Trice	G 32:15	3-7	3-5	2-2	0 8	8 0	2	11	7	1	0	0	21	
23 Kobe King	G 30:54	4-8	2-3	2-2	1 1	2 1	4	12	4	2	1	0	0	
34 Brad Davison	G 23:58	4-8	3-6	4-4	0 5	5 2	2	15	3	1	1	0	25	
5 Tyler Wahl	G 14:46	2-4	1-2	0-0	1 2	3 1	0	5	3	2	1	0	13	
1 Brevin Pritzl	G 31:38	4-9	2-4	0-0	1 4	5 3	0	10	2	0	0	0	4	
12 Trevor Anderson	G 08:54	0-0	0-0	0-0	0 3	3 0	1	0	0	0	0	0	-4	
3 Walt McGrooy	G 08:44	1-2	0-1	0-0	0 3	3 2	1	2	1	0	0	0	-5	
32 Joe Hedstrom	G 00:58	1-1	0-0	0-0	1 0	1 0	0	2	0	0	0	0	4	
Team					1 0	1 0		0	0	0				
Totals		32-62	15-31	9-10	9 30	39	15	88	24	13	3	1	3	18

Technical Fouls: NONE

Points from Turnovers		Points from Paint		Points from Second Chance		Points from Fast Breaks		Points from Bench	
WIS	17	13	36	6	10	32	19	51	37
UNM	29	41	70	51	37	88			

Game Notes: ROMAN LEGENDS CLASSIC - MADISON REGIONAL ROUND - GAME 2

NOTES: Wisconsin improved to 24-1 all-time vs. Green Bay, including 21-0 in Madison...6 Badgers scored in double figures for the second straight game...UW was 1 triple shy of the school record for 3FG in a half (11)...UW had 24 assists on 32 FGs...Reuvers led UW in scoring for the second time on the season.

GAME 7: NEW MEXICO 59, WISCONSIN 50

Nov. 26, 2019 • Brooklyn, N.Y. • Barclays Center



Official Basketball Box Score - Final
Wisconsin at New Mexico
11/26/19 Barclays Center, Brooklyn
2019-20 Men's Basketball

Game Time: 10:00 PM
Game Duration: 1:52

ROMAN LEGENDS CLASSIC presented by OLD TRAPPER - Consolation Game

Officials: D.J. Carstensen, Larry Scrotto, Rob Riley

Wisconsin - 50

Record: 4-3

NO.	Name	Min	FG	3P	FT	Rebounds	Fouls	TP	AS	TO	ST	Blocks	+/-		
2	Aleem Ford	F 29:21	2-7	0-3	3-4	5 1	6 2	3	7	2	4	1	0	-11	
35	Nate Reuvers	F 30:13	7-9	0-1	2-4	1 4	5 8	16	0	5	0	1	0	-4	
0	D'Mitrik Trice	G 32:24	4-12	1-7	2-2	0 7	7 1	11	1	0	1	0	0	-4	
23	Kobe King	G 26:43	3-9	0-3	0-0	2 3	5 1	0	6	0	0	1	0	-9	
34	Brad Davison	G 35:58	0-9	0-6	2-2	1 5	6 4	3	2	0	1	1	0	-8	
5	Tyler Wahl	G 09:49	0-0	0-0	0-0	0 0	0 0	0	0	0	2	0	0	-2	
1	Brevin Pritzl	G 22:05	2-7	1-6	1-2	1 1	2 2	1	6	1	0	1	0	-5	
12	Trevor Anderson	G 13:27	0-0	0-0	2-2	1 1	2 1	2	2	0	0	0	0	-2	
	Team					1 0	1	0	0	2	0	0	0		
Totals			18-53	2-26	12-16	12 22	34	16	17	50	6	14	5	-1	9

Technical Fouls: NONE

Shooting By Period	
1st FG%	7-18 38.9%
3PT%	1-8 12.5%
FT%	5-7 71.4%
2nd FG%	11-35 31.4%
3PT%	1-18 5.6%
FT%	7-9 77.8%
GM FG%	18-53 34.0%
3PT%	2-26 7.7%
FT%	12-16 75.0%
Dead Ball Rebounds: 1	

New Mexico - 59

Record: 6-2

No.	Name	Min	FG	3P	FT	Rebounds	Fouls	TP	AS	TO	ST	Blocks	a/-	
			M	A	M	OR	DR	TOT						
15	Carlton Bragg	F 31:28	5-8	0-0	2-2	1 5	6 4	1	12	0	1	0	10	
2	Vance Jackson	G 27:39	1-5	1-5	0-0	0 2	2 2	0	3	2	1	0	8	
5	Jaquan Lyle	G 36:54	5-14	1-4	3-5	2 7	2 5	14	2	1	0	0	11	
10	Makuach Maluach	G 16:33	1-3	0-1	0-0	1 0	1 0	2	0	2	2	0	0	
11	JJ Caldwell	G 33:00	4-5	1-1	3-4	0 5	5 2	3	12	3	4	0	15	
0	Zane Martin	G 22:38	4-10	0-2	4-4	0 3	3 3	3	12	3	2	1	0	
1	Corey Manigault	G 15:21	1-4	0-0	0-0	3 1	4 0	2	2	1	2	0	-3	
3	Keith McGee	G 09:34	1-1	0-0	0-0	0 0	0 0	1	2	0	0	0	-1	
4	Tavian Percy	G 06:53	0-0	0-0	0-0	0 1	1 0	0	0	0	0	0	5	
Team						1 2	3	0	0	0	0			
Totals			22-50	3-13	12-15	8 26	34	17	16	59	13	13	3	1

Technical Fouls: NONE

Points from Turnovers		Points from Paint		Points from Second Chance		Points from Fast Breaks		Points from Bench	
WIS	18	34	5	13	29	30	50	29	30
UNM	18	34	5	13	29	30	50	29	30

Game Notes: Test comment

GAME 6: RICHMOND 62, WISCONSIN 52

Nov. 25, 2019 • Brooklyn, N.Y. • Barclays Center



Official Basketball Box Score - Final
Wisconsin at Richmond
11/26/19 Barclays Center, Brooklyn
2019-20 Men's Basketball

Officials: Randy McCall, Earl Walton, Donnie Eppley

Wisconsin - 52

Record: 4-2

NO.	Alsem Ford	Min	FG m-A	3P m-A	FT m-A	Rebounds Off Tot	Fouls Fouls	TP	AS	TO	ST	Blocks	BA	+/-
2	Nate Reuvers	F 27:35	0-5	0-3	3-4	0 4	4 0	4	3	1	1	0	0	-4
35	D'Mitrik Trice	F 36:43	6-14	1-4	4-4	2 5	7 3	5	17	1	2	1	1	-12
0	Kobe King	G 35:44	2-10	1-6	0-0	0 7	7 0	1	5	5	1	1	0	-6
23	Brad Davison	G 25:26	3-7	1-4	3-4	2 2	4 2	3	10	0	0	0	1	0
34	Brevin Pritzl	G 30:03	2-6	1-4	0-0	1 4	5 3	2	5	0	4	2	0	-14
1	Tyler Wahl	G 26:26	2-5	1-3	0-0	0 5	5 3	0	5	0	2	0	0	-13
5	Trevor Anderson	G 15:49	2-2	2-2	1-2	1 1	2 3	1	7	0	0	1	0	-1
12		G 02:14	0-1	0-1	0-0	0 0	0 0	0	0	1	0	0	0	-6
	Team					2 0	2	0	0	2	0	0	0	
Totals			17-50	7-27	11-14	8 28	36	14	52	7	15	6	2	-10

Technical Fouls: NONE

Shooting By Period	
1st FG%	10-26 38.5%
3PT%	3-15 20.0%
FT%	6-8 75%
2nd FG%	7-24 29.2%
3PT%	4-12 33.3%
FT%	5-6 83.3%
GM FG%	17-50 34.0%
3PT%	7-27 25.9%
FT%	11-14 78.6%
Dead Ball Rebounds: 1	

Richmond - 62

Record: 5-0

NO. Name	Min	FG	3P	FT	Rebounds	Fouls	TP	AS	TO	ST	Blocks	+/-	
		M-A	M-A	M-A	DR OR	PF FF							
4 Nathan Cayo	F 25:07	5-6	0-0	0-0	0 2	2 3	1	10	0	0	1	1	0
33 Grant Golden	F 26:59	7-12	0-0	2-4	2 10	2 4	3	16	1	1	1	0	17
0 Jacob Glyard	G 38:05	1-5	1-3	2-2	0 3	3 1	2	5	5	3	1	0	10
1 Blake Francis	G 35:17	8-18	3-9	0-0	0 0	0 0	0	4	19	6	2	1	0
5 Nick Sherod	G 34:22	3-9	2-4	0-0	0 4	4 2	1	8	0	1	1	0	8
2 Souleymane Koureissi	G 08:30	1-1	0-0	0-0	1 2	3 4	1	2	0	1	2	0	7
22 Andre Gustavson	G 13:36	1-3	0-0	0-0	1 2	1 1	2	0	1	0	1	0	-3
3 Tyler Burton	G 08:25	0-2	0-1	0-0	0 4	4 0	0	0	0	1	0	0	-2
15 Matt Grace	G 04:31	0-0	0-0	0-0	0 0	0 0	1	0	0	0	0	0	-3
11 Jake Wojcik	G 05:08	0-0	0-0	0-0	0 1	1 0	1	0	0	0	0	0	-4
Team					0 0	0	0	0	0	0	0	0	
Totals		26-56	6-17	4-6	4 27	31	16	14	62	12	10	7	3

Technical Fouls: NONE

Points from Turnovers		Points from Paint		Points from Second Chance		Points from Fast Breaks		Points from Bench	
WIS	17	13	5	17	29	30	52	29	30
UNM	29	41	70	51	37	88			

GAME 8: NC STATE 69, WISCONSIN 54

Dec. 4, 2019 • Raleigh, N.C. • PNC Arena



Official Basketball Box Score - Final
Wisconsin at NC State
12/04/19 PNC Arena, Raleigh
2019-20 Men's Basketball

Game Time: 9:15 PM
Game Duration: 1:51
Attendance: 16,035

Wisconsin - 54

Record: 4-4

NO. Name		Min	FG	3P	FT	Rebounds	Fouls	TP	AS	TO	ST	Blocks	+/-
			M/A	M/A	M/A	CR	PF	RD					
2 Aleem Ford	F	28:24	5-10	1-3	2-4	4 3	7 2	2	13	0	2	1	-11
35 Nate Reuvers	F	27:39	5-14	0-4	1-2	1 2	3 3	3	11	0	3	0	3
00 D'Mitric Trice	G	35:48	3-9	2-8	0-0	1 3	4	1	8	1	1	0	-15
23 Kobe King	G	31:02	4-11	1-1	3-5	1 3	4	1	4	1	0	2	-8
33 Jaron Davidson	G	27:32	1-5	1-5	1-1	1 3	4	2	9	2	0	0	-1
1 Brevin Pritzel	G	21:07	0-2	0-2	0-0	1 3	4	0	0	0	1	0	-3
5 Tyler Wahl		19:11	2-2	0-0	1-4	0 4	8	4	2	5	1	0	0
12 Trevor Anderson		09:17	1-3	1-1	0-0	1 1	1	0	0	3	0	0	2
Team					1	2	3						
Totals			21-56	5-23	7-15	14	23	37	11	10	54	7	9
Technical Fouls: NONE													

GAME 9: WISCONSIN 84, INDIANA 64

Dec. 7, 2019 • Madison, Wis. • Kohl Center



Official Basketball Box Score - Final
Indiana at Wisconsin
12/07/19 Kohl Center, Madison
2019-20 Men's Basketball

Game Time: 3:31 PM
Game Duration: 2:02
Attendance: 17,287

Officials: Larry Scrotto, Steve McKinjins, Kelly Pfeiffer

Indiana - 64

Record: 8-1 (0-1)

NO. Name	Min	FG	3P	FT	Rebounds	Fouls	TP	AS	TO	ST	Blocks	BB	+
3 Justin Smith	F 24:23	4-6	0-1	2-4	1 1 2	1 2	10	1	2	0	0	0	-12
4 Trayce Jackson-Davis	F 25:54	3-6	0-0	3-3	1 2 3	2 3	9	0	1	0	1	1	-28
50 Joey Brunk	C 16:41	1-4	0-0	0-0	1 5 6	3 1	2	1	2	1	0	2	-9
1 Aljami Durham	G 32:48	3-7	3-4	8-8	0 1 1	1 4	17	2	3	0	0	0	-19
2 Armaan Franklin	G 23:36	2-5	0-2	1-2	0 0 0	4 1	5	1	0	0	0	0	-17
11 Devonte Green	21:57	3-8	1-2	3-4	3 1 4	1 2	10	3	1	1	0	1	-8
23 Damezi Anderson	19:59	2-7	1-3	0-0	1 3 4	2 1	5	2	0	1	1	0	-2
25 Race Thompson	16:17	2-3	0-0	0-1	1 3 4	2 1	4	0	1	0	0	0	-6
20 DeRon Davis	04:11	0-1	0-0	0-4	1 0 1	1 2	0	0	0	0	0	0	-2
21 Jerome Hunter	14:01	1-3	0-2	0-0	1 2 3	2 3	9	2	2	0	1	0	-3
0 Cooper Bybee	00:13	0-0	0-0	0-0	0 0 0	0 0	0	0	0	0	0	0	0
Team					0 0 0	0	0	0	0	0	0	0	0
Totals		21-50	5-14	17-26	10 18 28	19 18	64	12	12	3	3	6	-20

Technical Fouls: NONE

Shooting By Period

1st FG% 10-30 33.3%

3PT% 2-8 25.0%

FT% 5-7 71.4%

2nd FG% 11-20 55.0%

3PT% 3-6 50.0%

FT% 12-19 63.2%

GM FG% 21-50 42.0%

3PT% 5-14 35.7%

FT% 17-26 65.4%

Dead Ball Rebounds: 6

Wisconsin - 84

Record: 5-4 (1-0)

NO. Name	Min	FG	3P	FT	Rebounds	Fouls	TP	AS	TO	ST	Blocks	BB	+	-
2 Aleem Ford	F 26:29	4-6	3-5	2-2	1 4 5	4 3	13	1	0	0	3	0	33	20
35 Nate Reuvers	F 28:03	8-12	2-3	2-2	1 3 4	4 3	20	0	2	2	0	0	20	
0 D'Mitrik Trice	G 30:34	2-7	0-3	4-4	1 4 5	2 8	8	4	2	0	0	0	0	13
23 Kobe King	G 28:59	10-15	1-3	3-4	2 2 4	2 4	24	1	1	0	1	23		
34 Brad Davison	G 26:38	1-6	0-1	0-0	0 4 0	2 2	2	1	0	1	1	21		
1 Brevin Pritzl	22:19	3-6	2-5	1-2	0 1 1	2 3	9	2	0	0	0	0	0	0
5 Tyler Wahl	16:14	2-3	0-0	2-2	1 1 2	1 1	6	1	1	2	0	-5		
12 Trevor Anderson	14:15	0-1	0-0	0-0	0 1 1	0 0	2	0	0	0	0	1	0	0
32 Joe Hedstrom	03:05	0-0	0-0	0-0	0 0 0	1 0	0	0	0	0	0	-2		
31 Walt McGrony	01:46	0-0	0-0	0-0	0 0 0	2 0	0	0	0	0	0	0	-1	
31 Michael Ballard	01:01	0-0	0-0	2-2	0 0 0	0 1	2	0	0	0	0	0	-1	
4 Carter Higinbottom	00:37	0-0	0-0	0-0	0 0 0	0 0	0	0	0	0	0	0	-1	
Team					2 1 3	0	0	0	0	0	0	0	0	0
Totals		30-56	8-20	16-18	8 21 29	18 19	84	13	4	5	6	3	20	

Technical Fouls: NONE

Shooting By Period

1st FG% 20-32 62.5%

3PT% 6-13 46.2%

FT% 1-2 50%

2nd FG% 10-24 41.7%

3PT% 2-7 28.6%

FT% 15-16 93.8%

GM FG% 30-56 53.6%

3PT% 6-20 30.0%

FT% 16-18 88.9%

Dead Ball Rebounds: 1

	IU	UW
Biggest lead	2 (1st 19:11)	31 (2nd 11:40)
Best Scoring Run	10 (2nd 8:25)	14 (1st 13:31)
Lead Changes	1	
Times Tied		
Time with Lead	00:24	38:01

Points from	Turnovers	Period by Period Scoring
1st 2nd TOT	1st 2nd TOT	
30 32	1st 2nd TOT	
12 11	1st 2nd TOT	
11 5	1st 2nd TOT	
21 17	1st 2nd TOT	

NOTES: Wisconsin recorded its 8th straight home win (dating back to last season)...the Badgers recorded their largest win over Indiana since Feb. 25, 2010 (78-46 @ IU)...UW tallied its 17th consecutive home win over Indiana, dating back to 1999...UW has beaten IU 20 of the last 23 meetings (6 of last 7).

GAME 11: WISCONSIN 83, MILWAUKEE 64

Dec. 21, 2019 • Madison, Wis. • Kohl Center



Official Basketball Box Score - Final
Milwaukee at Wisconsin
12/21/19 Kohl Center, Madison
2019-20 Men's Basketball

Game Time: 4:01 PM
Game Duration: 2:01
Attendance: 17,030

Officials: D.J. Christensen, Donnie Eppley, Brian McNair

Milwaukee - 64

Record: 5-7

NO. Name	Min	FG M-A	3P M-A	FT M-A	Rebounds OR GR TOT	Fouls PF TD	TP FD	AS	TO	ST	Blocks BS	+	-	
5 C.J. Wilbourn	F 10:04	0-2	0-0	0-0	0 0 0	2 0	0	0	2	0	0	0	-12	
12 Amir Allen	F 05:16	0-1	0-0	0-0	1 0 1	2	0	0	0	0	0	0	-10	
3 Te'Jon Lucas	G 34:14	4-10	2-5	0-1	1 3 4	1 6	10	4	2	1	0	-14		
20 Darius Roy	G 35:06	7-13	3-5	8-10	0 4 4	2 6	25	0	2	0	0	-18		
24 Josh Thomas	G 27:21	4-8	0-0	0-2	1 3 4	2 2	8	2	1	0	0	-2	-18	
4 Wil Sessoms	21:07	1-3	0-0	2-4	2 4 6	3 3	4	1	1	1	1	7		
1 DeAndre Abram	23:08	4-8	1-2	0-0	0 4 4	4 1	9	2	1	0	1	0	6	
13 Courtney Brown Jr.	22:26	2-4	2-3	0-0	0 2 2	2 0	6	0	1	0	0	-14		
2 Harrison Henderson	08:44	0-2	0-0	2-2	1 0 1	3 1	2	0	1	0	0	-11		
34 Tyler Behrendt	04:40	0-0	0-0	0-0	0 0 0	0 0	0	0	0	1	0	0	-6	
22 Shae Mitchell	06:01	0-1	0-0	0-0	0 0 0	0 0	0	0	0	0	0	-2		
10 Arturo Bingham	01:53	0-0	0-0	0-0	0 0 0	0 0	0	0	0	0	0	-3		
Team					0 1 1	0	0	0	0	0	0	0	0	
Totals	22:52	8-17	12-19	6 21	27	22	19	64	9	11	3	2	4	-19

Technical Fouls: NONE

Shooting By Period

1st FG% 15-23 65.2%

3PT% 7-13 53.8%

FT% 2-2 100%

2nd FG% 6-23 26.1%

3PT% 1-6 16.7%

FT% 10-17 58.8%

GM FG% 22-52 42.3%

3PT% 8-17 47.1%

FT% 12-19 63.2%

Dead Ball Rebounds: 2

Wisconsin - 83

Record: 6-5

NO. Name	Min	FG	3P	FT	Rebounds	Fouls	TP	AS	TO	ST	Blocks		+/	
		M-A	M-A	M-A	OR	DR	FT				BS	BA		
2 Aleem Ford	F 22:21	2-3	2-2	1-2	0 4 4	0 1	7	2	0	2	0	0	18	
35 Nate Reuvers	F 27:26	8-12	2-4	4-4	1 4 5	3 4	22	0	0	0	3	0	18	
0 D'Mitrik Trice	G 31:25	11-14	5-6	4-6	1 4 5	2 7	31	3	2	1	0	0	21	
23 Kobe King	G 20:42	0-3	0-0	0-0	2 1 3	2 1	0	1	1	0	0	0	12	
34 Brad Davison	G 32:26	0-3	0-2	3-4	0 4 4	3 4	3	0	1	0	0	0	18	
11 Micah Potter	12:34	3-6	0-1	6-6	0 5 5	0 3	12	0	3	1	1	1	0	
12 Trevor Anderson	13:29	1-3	0-2	1-2	1 1 2	2 1	3	2	2	1	0	0	-7	
5 Tyler Wahl	17:02	0-3	0-1	2-2	2 3 5	2 1	2	3	0	1	0	0	1	
1 Brevin Pritzl	16:35	1-4	1-3	0-0	0 0 0	4 0	3	1	1	0	0	0	9	
3 Walt McGrony	03:45	0-1	0-1	0-0	0 0 0	1 0	0	0	0	0	0	0	4	
4 Carter Higinbottom	00:45	0-0	0-0	0-0	0 1 1	0 0	0	0	0	0	0	0	0	
15 Courtland Cuevas	00:45	0-0	0-0	0-0	0 0 0	0 0	0	0	0	0	0	0	0	
31 Michael Ballard	00:45	0-0	0-0	0-0	0 0 0	0 0	0	0	0	0	0	0	0	
Team					0 2 2	0	0	0	0	0	0	0	0	
Totals	26:52	10-22	21-26	7 29	36	19	22	83	17	9	6	4	2	19

Technical Fouls: NONE

Shooting By Period

1st FG% 15-30 50.0%

3PT% 7-13 53.8%

FT% 6-8 75%

2nd FG% 11-22 50.0%

3PT% 3-9 33.3%

FT% 15-18 83.3%

GM FG% 26-52 50.0%

3PT% 10-22 45.5%

FT% 21-26 80.8%

Dead Ball Rebounds: 3

	MKE	UW
Biggest lead	4 (1st 8:42)	20 (2nd 7:54)
Best Scoring Run	10 (1st 15:12)	11 (2nd 9:28)
Lead Changes	14	
Times Tied	5	
Time with Lead	07:39	30:26

Points from	Turnovers	Period by Period Scoring
14 12	14 26	
14 26	14 26	
5 5	5 5	
6 5	6 5	
21 20	21 20	

NOTES: D'Mitrik Trice scored a career-high 31 points...Trice was first Badger to score 31 in a game since Ethan Happ last season vs. Purdue...Nate Reuvers matched his career high with 22 points.

GAME 10: RUTGERS 72, WISCONSIN 65

Dec. 11, 2019 • Piscataway, N.J. • Rutgers Athletic Center



Official Basketball Box Score - Final
Wisconsin at Rutgers
12/11/19 Rutgers Athletic Center, Piscataway
2019-20 Men's Basketball

Game Time: 7:00 PM
Game Duration: 2:01
Attendance: 6,361

Officials: Terry Wymer, Larry Scrotto, Eric Curry

Wisconsin - 65

Record: 5-5 (1-1)

NO. Name	Min	FG	3P	FT	Rebounds	Fouls	TP	AS	TO	ST	Blocks	+	-
		M-A	M-A	M-A	OR TR TOT	FF PF							
2 Aleem Ford	21:18	2-5	1-3	4-4	0 1 1	0 2	9	1	2	1	0	-11	
35 Nate Reuvers	F 28:18	2-8	1-4	1-2	1 4 5	4 3	6	1	3	0	2	-2	
0 D'Mitrik Trice	G 22:31	1-2	0-1	0-1	0 3 3	1 3	2	1	3	2	0	-10	
23 Kobe King	G 32:37	7-12	0-2	4-6	0 3 3	4 4	18	3	1	1	0	-14	
34 Brad Davison	G 30:10	3-7	2-4	1-2	0 5 5	3 2	9	0	0	1	0	-4	
5 Tyler Wahl	13:58	2-4	0-1	0-0	2 1 3	3 3	4	1	1	0	1	-2	
1 Brevin Pritzl	26:36	2-5	2-5	0-0	0 1 1	1 1	6	0	1	0	0	-7	
12 Trevor Anderson	24:32	4-5	2-3	1-1	3 3 6	1 3	2	0	0	0	0	-1	
Team					0 4 4	0		0	0				
Totals	23-48	8-23	11-16	3	23 26 17	65 9	14	5	4	3	4	-7	

GAME 13: WISCONSIN 65, RIDER 37 Dec. 31, 2019 • Madison, Wis. • Kohl Center



Official Basketball Box Score - Final
Rider at Wisconsin
12/31/19 Kohl Center, Madison
2019-20 Men's Basketball

Game Time: 6:03 PM
Game Duration: 1:51
Attendance: 16,016

Officials: Rob Riley, Steve McJunkins, Rob Kamenen

Rider - 37

Record: 7-4

NO. Name	Min	FG	3P	FT	Rebounds	Fouls	TP	AS	TO	ST	Blocks	Bk	+	-	
13 Frederick Scott	F 24:14	3-9	1-3	0-0	1 5	6	2	0	7	0	1	1	1	0	-22
14 Dimencio Vaughn	F 28:08	3-8	0-1	1-2	1 7	8	2	3	7	2	3	1	0	0	-14
20 Tyre Marshall	F 19:03	0-8	0-0	1-2	2 4	6	1	4	1	0	0	1	0	0	-15
11 Wily Nunez Jr.	G 21:16	2-3	1-2	0-0	0 1	1	1	0	5	0	1	0	0	0	-23
23 Stevie Jordan	G 29:13	3-13	0-3	0-0	0 4	4	2	3	6	1	3	2	0	0	-1
0 Christian Ings	19:49	1-4	0-0	0-0	0 2	2	1	0	2	1	1	1	0	0	-12
10 Ajiri Ogemuno-Johnson	13:03	0-1	0-0	2-2	0 1	1	3	1	2	0	0	2	0	0	-12
5 Tyrei Randall	18:07	1-6	0-4	0-0	0 0	0	1	0	2	0	2	1	0	0	-7
21 Tyrel Bladen	05:24	0-3	0-0	0-0	1 2	3	2	0	0	0	0	0	0	0	-3
22 Kimar Williams	12:24	2-5	0-0	1-1	0 0	0	3	2	1	1	0	0	0	0	-4
2 Allen Powell	07:13	0-1	0-1	0-0	0 1	1	0	0	0	0	0	0	0	0	-2
3 Khalil Turner	02:06	0-0	0-0	0-0	0 0	0	1	0	0	0	1	0	0	0	-3
Team					3 1 4				0						
Totals		15-61	2-14	5-7	8 28 36	16 14	37	5	12	10	1	7	-28		

Technical Fouls: NONE

Wisconsin - 65

Record: 8-5

NO. Name	Min	FG	3P	FT	Rebounds	Fouls	TP	AS	TO	ST	Blocks	BB	+	-
2 Aleem Ford	F 21:28	5-9	4-6	0-0	1 4	5	2	0	14	2	2	1	0	16
35 Nate Reuvers	F 21:58	6-11	0-2	3-4	1 5	6	1	8	15	0	1	0	2	25
0 D'Mitric Trice	G 29:16	3-9	3-7	0-0	0 3	3	0	1	9	7	3	3	1	30
23 Kobe King	G 25:16	0-2	0-0	0-0	1 2	0	1	0	1	2	1	0	0	10
34 Brad Davison	G 22:35	4-7	3-5	0-0	0 6	6	3	2	11	4	0	0	0	25
1 Brevin Pritzel	20:38	4-7	3-5	0-1	0 1	1	2	11	1	2	0	1	0	9
5 Tyler Wahl	15:55	0-0	0-0	0-0	0 3	3	4	0	0	1	2	0	0	13
11 Micah Potter	18:21	2-6	0-1	0-0	0 7	7	0	1	4	0	0	0	3	4
12 Trevor Anderson	13:33	0-2	0-2	0-0	0 2	2	1	0	0	2	2	0	0	4
3 Walt McGroarty	08:24	0-2	0-1	0-0	2 2	4	2	0	0	0	0	0	0	0
4 Carter Higginbottom	01:09	0-0	0-0	0-0	0 0	0	0	0	0	0	0	0	0	-1
15 Courtland Cuevas	01:09	0-0	0-0	1-2	0 0	0	0	0	1	1	0	0	0	-1
20 Samad Qawi	01:09	0-0	0-0	0-0	0 0	0	0	0	0	0	0	0	0	-1
31 Michael Ballard	01:09	0-0	0-0	0-0	0 0	0	0	0	0	0	0	0	0	-1
Team					0 4 4				0					
Totals		24-55	13-31	4-7	5 38 43	14 16	65	18	14	6	7	1	-28	

Technical Fouls: NONE

Rider	UW
Biggest lead	2 (1 st 19:08) 31 (2 nd 3:39)
Best Scoring Run	4 (2 nd 0:50) 10 (1 st 6:03)
Lead Changes	5
Times Tied	1
Time with Lead	04:09 33:37

NOTES: Wisconsin held Rider to 11 points in the first half, tied for the sixth-lowest total in school history and fewest allowed in a half since 2011... Rider finished the game with 37 points, the fewest allowed by UW since 2016... The Badgers improved to 7-0 at home this season and won their 10th-straight home game dating back to last season...UW has won 15 straight non-conference home games.

GAME 15: ILLINOIS 71, WISCONSIN 70 Jan. 8, 2020 • Madison, Wis. • Kohl Center



Official Basketball Box Score - Final
Illinois at Wisconsin
01/08/20 Kohl Center, Madison
2019-20 Men's Basketball

Game Time: 8:12 PM
Game Duration: 2:08
Attendance: 16,108

Officials: D.J. Carstensen, Larry Scortto, Eric Cury

Illinois - 71

Record: 11-5 (3-2)

NO. Name	Min	FG	3P	FT	Rebounds	Fouls	TP	AS	TO	ST	Blocks	+/-			
15 Giorgi Bezhanishvili	F 24:29	4-4	0-0	0-1	0 1	1	4	3	8	1	1	0	1	7	
21 Kofi Cockburn	C 24:20	6-9	0-0	3-6	1 5	3	4	4	15	0	1	0	1	0	
1 Trent Frazier	G 31:27	2-9	1-3	1-2	1 2	3	0	4	6	2	0	1	0	-3	
11 Ayo Dosunmu	G 37:12	7-15	2-3	2-2	1 4	5	2	2	18	6	1	0	0	2	
20 Da'Monte Williams	G 18:53	0-1	0-1	0-0	0 2	2	2	0	0	0	0	0	0	-6	
0 Alan Griffin	18:27	4-5	3-4	1-2	0 2	2	4	2	12	0	0	0	0	9	
2 Kipper Nichols	19:51	2-5	0-1	0-0	2 0	2	2	0	4	1	3	0	0	-7	
10 Andres Feliz	23:47	3-9	1-4	1-2	1 4	5	3	1	8	1	1	0	0	-2	
34 Jermaine Hamlin	01:34	0-0	0-0	0-0	0 0	0	1	0	0	0	0	0	0	-2	
Team					2 1 3				0	0					
Totals		28-57	7-16	8-15	8 21	29	22	16	71	11	7	1	2	6	1

Technical Fouls: NONE

Wisconsin - 70

Record: 9-6 (3-2)

NO.	Name	Min	FG	3P	FT	Rebounds	Fouls	TP	AS	TO	ST	Blocks	+	-	
			GR	DR	OR	FR	PF	PT							
2	Aleem Ford	F 23:18	2-7	0-3	0-0	1 2	0	1	4	1	0	0	0	1	
35	Nate Reuvers	F 25:09	3-9	0-2	1-2	1 4	5	4	2	7	0	1	1	2	
0	D'Mitric Trice	G 33:13	2-10	0-1	3-4	0 3	3	3	7	4	1	0	0	-2	
23	Kobe King	G 29:16	10-13	1-2	0-0	3 1	4	2	4	21	0	1	0	1	
34	Brad Davison	G 30:43	1-3	1-2	4-5	1 2	3	4	3	7	0	0	0	5	
11	Micah Potter	14:51	2-6	1-2	8-8	3 6	9	4	4	13	0	1	3	-3	
1	Brevin Pritzi	20:34	1-2	1-2	4-4	0 2	2	1	3	7	0	1	1	0	
5	Tyler Wahl	16:09	2-3	0-1	0-0	2 2	0	2	2	4	0	1	0	-4	
12	Trevor Anderson	06:47	0-0	0-0	0-0	0 1	1	0	2	0	0	1	0	0	
Team						1 0 1				0		1			
Totals			23-53	4-15	20-23	10 22	32	16	22	70	5	8	3	6	-1

Technical Fouls: NONE

Biggest lead	ILL	UW
4 (2 nd 0:46) 7 (1 st 3:57)		
Best Scoring Run	7 (2 nd 3:22) 7 (1 st 3:57)	
Lead Changes	13	
Times Tied	6	
Time with Lead	05:38 31:35	

Points from	ILL	UW
Turnovers	9	6
Paint	30	22
Second Chance	9	9
Fast Breaks	13	2
Bench	24	24

Period by Period Scoring	1st	2nd	TOT
ILL	28	43	71
UW	34	36	70

GAME 14: WISCONSIN 61, #5 OHIO STATE 57 Jan. 3, 2020 • Columbus, Ohio • Value City Arena



Official Basketball Box Score - Final
Wisconsin at Ohio St.
01/04/20 Value City Arena, Columbus
2019-20 Men's Basketball

Game Time: 12:00 AM
Game Duration: 2:06
Attendance: 19,049

Officials: Terry Wymer, Terry Oglesby, Courtney Green

Wisconsin - 61

Record: 9-5 (2-1)

NO. Name		Min	FG M-A	3P M-A	FT M-A	Rebounds OR TOT	Fouls PFD	TP M-A	AS	TO	ST	Blocks	+/-
2 Aleem Ford	F	16:51	2-4	1-3	0-0	0 1	1 0	5	1	0	0	0	-8
35 Nate Reuvers	F	27:23	3-12	1-4	10-12	4 5	9 3	7 17	1	2	0	0	-6
0 D'Mitric Trice	G	31:15	2-10	0-4	2-2	0 3	3 3	1 6	2	1	0	0	-7
23 Kobe King	G	22:33	6-7	1-1	0-0	0 0	0 0	13 0	1	0	0	0	-10
34 Brad Davison	G	27:34	0-4	0-2	0-0	0 5	5 2	2 0	1	1	1	0	0
11 Micah Potter	10:45	24-1	0-0	0-0	0 3	3 2	2 4	0 2	0	0	0	0	4
1 Brevin Pritzel	26:38	3-8	2-5	1-2	1 2	3 3	1 9	0 0	1	0	0	0	14
5 Tyler Wahl	25:01	2-5	0-1	0-0	5 2	7 2	4 4	2 1	3	0	0	0	18
12 Trevor Anderson	10:00	1-2	1-2	0-0	0 1	1 0	0 3	1 0	0	0	0	0	14
Team					2 0	2 34	0 0	0 2					
Totals		21-56	6-23	13-16	12 22	34 16	17 61	8 10	5 0	1 4			

Technical Fouls: NONE

Ohio St. - 57

Record: 11-3 (1-2)

NO. Name		Min	FG MA	3P MA	FT MA	Rebounds OR DR TOT	Fouls PF F	TPs	AS	TO	ST	Blocks BS	+/-	
24 Andre Wesson	F	31:39	3-6	1-2	2-2	2 3 5	4 10	9	3	2	0	0	-2	
34 Kaleb Wesson	F	33:07	7-10	3-5	7-9	3 10 13	4 22	2	2	1	1	0	25	
1 Luther Muhammad	G	33:40	1-4	0-3	0-0	0 2 2	1 1	2	0	2	2	0	-3	
4 Duane Washington Jr.	G	33:45	6-19	4-10	2-2	0 3 3	2 18	0	1	0	0	0	0	
13 CJ Walker	G	32:05	2-5	0-0	0-0	0 4 4	2 1	4	1	1	0	0	5	
3 D.J. Carlton		20:30	0-1	0-0	0-2	0 1 1	0 0	1	4	1	0	0	-17	
32 E.J. Liddell		13:22	0-1	0-1	2-2	0 0 0	4 2	1	1	1	0	0	-8	
10 Justin Ahrens		01:52	0-1	0-1	0-0	1 0 1	0 0	0	0	1	0	0	-7	
Team						2 1 3		0		0				
Totals			19-47	6-20	13-17	8 24 32	17 16	57	8	14	4	1	0	-4

Technical Fouls: NONE

Technical Fouls: NONE

Biggest lead	WIS	OSU
7 (2 nd 0:03) 7 (1 st 16:33)		
Best Scoring Run	8 (1 st 0:04) 10 (2 nd 16:58)	
Lead Changes	3	
Times Tied	5	
Time with Lead	03:17 33:37	

NOTES: Since taking over as head coach in Dec. 2015, Greg Gard has guided UW to 8 wins over AP top-10 teams, including 5 wins over the top 5 (most in Big Ten)... marked the 11th consecutive season in which UW knocked off a top-10 team... UW has won 5 of the last 7 games against OSU, including 3 of the last 4 in Columbus...UW turned the ball over 10 times, but had 0 in the final 15:07 of the game.

GAME 16: WISCONSIN 58, #20 PENN STATE 49 Jan. 11, 2020 • University Park, Pa. • Bryce Jordan Center



Official Basketball Box Score - Final
Wisconsin at Penn State
01/11/20 Bryce Jordan Center
2019-20 Men's Basketball

Game Time: 7:15 PM
Game Duration: 1:51
Attendance: 10,139

GAME 17: WISCONSIN 56, #17 MARYLAND 54

Jan. 14, 2019 • Madison, Wis. • Kohl Center



Official Basketball Box Score - Final
Maryland at Wisconsin
 01/14/20 Kohl Center, Madison
 2019-20 Men's Basketball

Game Time: 8:05 PM
 Game Duration: 2:20
 Attendance: 16,157

Officials: Terry Wymer, Lewis Garrison, Brian O'Connell

Maryland - 54

Record: 13-4 (3-3)

NO.	Name	Min	FG	3P	FT	Rebounds	Fouls	TP	AS	TO	ST	Blocks	+/-				
			M/A	M/A	M/A	OR	DR	PF				BS	BA				
24	Donta Scott	F 26:43	0-4	0-4	2-2	1	6	7	3	1	2	0	1	0	0	-12	
25	Jalen Smith	F 34:29	7-11	2-3	2-5	5	4	9	1	4	18	0	1	0	0	-2	
1	Anthony Cowan	G 38:05	6-14	2-5	2-2	0	3	3	1	4	16	3	1	0	0	1	
5	Eric Ayala	G 28:56	1-4	0-3	0-0	1	1	2	1	1	2	2	2	0	0	-2	
11	Darryl Morsell	G 17:05	1-5	0-1	0-0	0	4	4	3	1	2	0	4	0	0	-14	
2	Aaron Wiggins	33:42	4-8	3-6	2-2	1	4	5	2	1	13	1	3	1	0	1	
4	Ricky Lindo Jr.	06:47	0-0	0-0	1-2	2	1	3	0	1	1	1	1	0	0	-4	
10	Semrel Smith Jr.	08:42	0-1	0-0	0-0	0	1	1	1	0	0	0	1	0	0	2	
15	Chol Marial	05:31	0-0	0-0	0-0	0	1	1	2	0	0	0	1	0	0	0	
Team						0	25	35	0	0	0	0	0	0	0	0	
Totals			19-47	7-22	9-13	10	20	35	14	13	54	7	14	2	0	2	-2

Shooting By Period		
1st FG%	9-25	36.0%
3PT%	4-12	33.3%
FT%	3-6	50%
2nd FG%	10-22	45.5%
3PT%	3-10	30.0%
FT%	6-7	85.7%
GM FG%	19-47	40.4%
3PT%	7-22	31.8%
FT%	9-13	69.2%
Dead Ball Rebounds: 1, 0		

Dead Ball Rebounds: 1, 0

Technical Fouls: NONE

Wisconsin - 56

Record: 11-6 (4-2)

NO.	Name	Min	FG	3P	FT	Rebounds	Fouls	TP	AS	TO	ST	Blocks	+/-
			M/A	M/A	M/A	OR	DR	PF				BS	BA
2	Aleem Ford	F 16:47	0-3	0-3	0-0	0	1	1	0	1	0	1	0
35	Nate Reuvers	F 26:58	7-15	2-5	1-2	1	4	5	2	2	17	0	1
0	D'Mitrik Trice	G 26:02	0-5	0-3	0-0	0	2	2	0	2	0	4	1
23	Kobe King	G 27:26	3-7	0-0	2-2	1	3	4	3	2	8	1	1
34	Brad Davison	G 35:35	5-9	2-5	2-2	0	3	3	1	3	14	1	2
5	Tyler Wahl	21:43	0-1	0-1	0-2	0	2	3	3	3	0	1	0
11	Micah Potter	13:02	6-7	2-3	0-1	0	3	3	1	3	14	0	1
1	Brevin Pritzl	24:01	1-2	1-1	0-0	0	3	3	0	0	3	2	0
12	Trevor Anderson	08:26	0-0	0-0	0-0	0	0	0	1	0	1	0	0
Team						0	1	1	0	0	1	0	1
Totals			22-49	7-21	5-8	4	20	24	13	14	56	11	7

Shooting By Period		
1st FG%	13-28	46.4%
3PT%	4-10	40.0%
FT%	0-1	0%
2nd FG%	9-21	42.9%
3PT%	3-11	27.3%
FT%	5-7	71.4%
GM FG%	22-49	44.9%
3PT%	7-21	33.3%
FT%	5-8	62.5%
Dead Ball Rebounds: 1, 1		

Dead Ball Rebounds: 1, 1

Technical Fouls: NONE

UMD		UW	
Biggest lead	5 (2nd 9:17)	8 (1st 1:57)	
Best Scoring Run	8 (2nd 14:41)	9 (1st 15:09)	
Lead Changes	5		
Times Tied	2		
Time with Lead	15:18	22:34	

NOTES: Wisconsin scored its 3rd consecutive win over a ranked opponent (No. 5 Ohio State, No. 20 Penn State, No. 17 Maryland) for the first time since 2015-16... UW held an opponent under 60 points for the 7th time this season... UW turned the ball over just 7 times, its 3rd straight outing with single-digit turnovers...with 1 block, Reuvers moved into 5th place all-time in blocks at Wisconsin, with 121 for his career.

GAME 19: WISCONSIN 82, NEBRASKA 68

Jan. 21, 2019 • Madison, Wis. • Kohl Center



Official Basketball Box Score - Final
Nebraska at Wisconsin
 01/21/20 Kohl Center, Madison
 2019-20 Men's Basketball

Game Time: 8:01 PM
 Game Duration: 1:51
 Attendance: 16,856

Officials: Chris Beaver, Kelly Pfaff, Donnie Epley

Nebraska - 68

Record: 7-12 (2-6)

NO.	Name	Min	FG M-A	3P M-A	FT M-A	Rebounds OR DR	Fouls PF FT	TP	AS	TO	ST	Blocks BS BA	+/-				
24	Yvan Ouedraogo	F 19:41	0-2	0-0	3-4	5	3	8	1	2	3	2	0	0	-12		
3	Cam Mack	G 36:42	5-15	2-7	2-3	0	7	7	1	2	14	6	3	0	1	-22	
11	Dachon Burke	G 35:43	10-14	0-2	0-0	0	8	8	2	5	20	1	2	1	1	0	-12
22	Haanif Cheatham	G 20:59	1-5	0-1	0-0	0	0	0	0	0	2	2	0	0	0	0	-22
34	Thorir Thorbjarnarson	G 32:06	4-8	1-5	3-5	2	1	3	3	3	12	0	1	1	0	0	-20
1	Kevin Cross	20:19	6-11	3-5	2-3	0	2	2	3	2	17	1	0	3	0	0	-2
30	Charlie Easley	21:58	0-2	0-1	0-0	0	2	2	2	2	0	0	1	0	0	0	3
32	Jervay Green	11:45	0-3	0-1	0-0	0	2	2	1	0	0	0	1	1	0	0	13
0	Khalil Arop	00:47	0-0	0-0	0-0	1	0	1	0	0	0	0	0	1	0	0	0
Team						0	0	0	0	0	0	0	0	0	0	0	0
Totals			26-60	6-22	10-15	8	25	33	13	16	68	12	10	6	3	4	-14

Shooting By Period		
1st FG%	15-27	55.6%
3PT%	4-9	44.4%
FT%	4-6	66.7%
2nd FG%	11-33	33.3%
3PT%	2-13	15.4%
FT%	6-9	66.7%
GM FG%	26-60	43.3%
3PT%	6-22	27.3%
FT%	10-15	66.7%
Dead Ball Rebounds: 1, 0		

Dead Ball Rebounds: 1, 0

Technical Fouls: NONE

Wisconsin - 82

Record: 12-7 (5-3)

NO.	Name	Min	FG	3P	FT	Rebounds	Fouls	TP	AS	TO	ST	Blocks	+/-				
			M/A	M/A	M/A	OR	DR	PF				BS	BA				
2	Aleem Ford	F 21:30	3-7	2-4	0-0	2	2	4	1	1	8	2	0	1	0	0	13
35	Nate Reuvers	F 18:43	4-8	1-2	2-2	1	3	4	4	3	11	1	1	0	4	0	9
0	D'Mitrik Trice	G 35:55	4-6	3-4	0-0	1	9	10	0	0	11	7	3	3	0	0	24
23	Kobe King	G 30:18	3-11	0-2	3-4	1	0	1	1	2	9	5	1	0	0	0	25
34	Brad Davison	G 28:50	5-11	4-9	0-0	0	6	6	4	2	14	1	0	1	0	1	13
5	Tyler Wahl	11:33	2-2	1-1	0-0	2	2	4	3	0	5	3	3	0	0	0	5
12	Trevor Anderson	13:41	1-2	1-2	0-0	0	0	0	0	2	3	3	0	0	0	0	-1
11	Micah Potter	13:23	3-3	2-2	1-2	1	4	5	1	1	9	1	0	0	0	0	2
1	Brevin Pritzl	22:12	4-11	4-8	0-0	0	3	3	0	2	12	0	2	0	0	1	0
3	Walt McGorry	00:47	0-0	0-0	0-0	0	0	0	0	0	0	0	0	0	0	0	-4
4	Carter Higginbottom	00:47	0-1	0-0	0-0	0	0	0	0	0	0	0	0	0	0	0	-4
15	Courtland Cuevas	00:47	0-0	0-0	0-0	0	0	0	0	0	0	0	0	0	0	0	-4
20	Samad Qawi	00:47	0-1	0-0	0-0	1	0	1	2	0	0	0	0	0	1	0	-4
31	Michael Ballard	00:47	0-0	0-0	0-0	0	0	0	0	0	0	0	0	0	0	0	-4
Team						1	2	0	0	0	1	0	1	0	0	0	0
Totals			29-63	18-34	6-8	10	30	40	16	13	82	23	11	5	4	3	14

Shooting By Period		
1st FG%	14-31	45.2%
3PT%	8-16	50.0%
FT%	3-4	75%
2nd FG%	15-32	46.9%
3PT%	10-18	55.6%
FT%	3-4	75%
GM FG%	29-63	46.0%
3PT%	18-34	52.9%
FT%	6-8	75.0%
Dead Ball Rebounds: 1, 0		

Dead Ball Rebounds: 1, 0

Technical Fouls: NONE

NEB		UW	
Biggest lead	4 (1st 17:38)	18 (2nd 1:04)	
Best Scoring Run	4 (1st 5:53)	10 (2nd 17:51)	
Lead Changes	5		
Times Tied	7	5	
Time with Lead	03:14	34:35	

NOTES: Greg Gard earned his 50th career Big Ten win, becoming the 52nd coach in history to reach the milestone...UW connected on a school record 18 three-pointers (by 8 different players), shooting a season-high 52.9% from 3-point range...Nate Reuvers moved into 4th place on UW's career blocks list...D'Mitrik Trice became the first Wisconsin guard to post at least 10 points, 10 rebounds and 5 assists in a game since Josh Gasser's triple-double on Jan. 23, 2011.

GAME 18: #15 MICHIGAN STATE 67, WISCONSIN 55

Jan. 17, 2020 • East Lansing, Mich. • Breslin Center



Official Basketball Box Score - Final
Wisconsin at Michigan St.
 01/18/20 Breslin Events Center, East Lansing
 2019-20 Men's Basketball

Game Time: 12:00 AM
 Game Duration: 1:56
 Attendance: 14,797

Officials: Courtney Green, Earl Walton, Keith Kintle

Wisconsin - 55

Record: 11-7 (4-3)

NO.	Name	Min	FG	3P	FT	Rebounds		Fouls	TP	AS	TO	ST	Blocks	+/-															
			M-A	M-A	M-A	OR	DR	TOT	PF	FD			BS	BA															
2	Aleem Ford	F 05:48	0-1	0-1	0-0	1	1	2	1	0	0	1	0	0	-12														
35	Nate Reuvers	F 28:46	7-15	3-6	2-3	1	6	7	3	4	19	0	0	1	2	1	2												
0	D'Mitrik Trice	G 25:40	4-9	1-4	0-0	0	5	5	2	0	9	4	1	0	0	0	-13												
23	Kobe King	G 32:15	4-11	0-1	2-2	0	0	0	0	1	10	1	2	1	0	1	15												
34	Brad Davison	G 30:04	2-8	0-4	5-5	1	3	4	3	5	9	4	1	0	0	0	-5												
5	Tyler Wahl	21:05	0-2	0-1	0-0	1	2	3	3	1	0	1	1	1	0	0	6												
11	Micah Potter	19:55	2-7	0-1	0-0	2	3	5	0	1	4	0	3	1	0	0	-21												
1	Brevin Prizl	23:12	1-5	0-0	0	0	3	3	0	0	2	0	0	0	0	0	-10												
12	Trevor Anderson	13:15	1-1	0-0	0-1	0	0	0	0	1	2	1	1	0	0	0	14												
Team						3			0	3					0														
Totals			21-59			4-23			9-11			9-23			32-13			55-11			9-5			3-2			-12		

GAME 21: #18 IOWA 68, WISCONSIN 62

Jan. 27, 2019 • Iowa City, Iowa • Carver-Hawkeye Arena



Official Basketball Box Score - Final
Wisconsin at Iowa
01/27/2019 Carver-Hawkeye Arena, Iowa City
2019-20 Men's Basketball

Game Time: 7:31 PM
Game Duration: 2:09
Attendance: 12,566

Officials: Bo Borok, Larry Scritto, Brian Dorsey

Wisconsin - 62

Record: 12-9 (5-5)

NO. Name	Min	FG	3P	FT	Rebounds	Fouls	TP	AS	TO	ST	Blocks	+/-		
2 Aleem Ford	19:07	2-8	1-3	1-2	1	1	2	3	2	6	0	1	0	-1
5 Tyler Wahl	25:52	2-6	0-2	0-1	2	5	7	3	4	1	2	0	2	-2
35 Nate Reuvers	F 28:33	6-15	0-2	1-3	0	3	3	4	13	0	0	2	1	-8
0 D'Mitrik Trice	G 36:46	5-10	3-6	3-4	1	8	9	4	16	6	1	1	0	-5
34 Brad Davison	G 33:03	2-8	2-7	0-0	1	4	5	5	2	6	1	2	0	-7
11 Micah Potter	14:55	3-7	0-2	1-1	3	3	6	4	2	7	1	1	2	3
1 Brevin Pritzl	31:33	3-8	2-6	0-0	0	4	4	3	0	8	2	1	0	-8
12 Trevor Anderson	10:11	1-2	0-0	0-0	1	1	2	2	0	2	1	1	0	0
Team					0	2	2	0	0	0	0			
Totals	24:04	8-28	6-11	9	31	40	28	14	62	12	9	2	4	-6

Technical Fouls: Davison 2nd 0:32

Shooting By Period	1 st FG%	2 nd FG%	3 rd FG%	4 th FG%	FT%
1 st FG%	11-33	33.3%			
2 nd FG%	4-12	33.3%			
3 rd FG%	4-7	57.1%			
4 th FG%	13-31	41.9%			
FT%	4-16	25.0%			
GM FG%	24-64	37.5%			
3PT%	6-28	21.4%			
FT%	6-11	54.5%			
Dead Ball Rebounds:	3	0			

Iowa - 68

Record: 15-5 (6-3)

NO. Name	Min	FG	3P	FT	Rebounds	Fouls	TP	AS	TO	ST	Blocks	+/-			
		OR	MR	TA	OR	TR	OT	PF	FD						
55 Luka Garza	C 36:54	6-17	0-2	9-13	6	12	18	3	12	21	0	4	0	1	7
1 Joe Toussaint	C 25:19	4-8	0-1	3-3	0	2	2	2	4	11	4	1	1	0	16
5 C.J. Fredrick	C 36:51	5-11	2-5	5-6	3	1	4	2	4	17	2	2	1	0	0
10 Joe Wieskamp	C 34:45	1-2	1-5	3-4	1	9	10	0	4	12	1	0	0	1	2
30 Connor McCaffery	C 30:32	0-4	0-4	3-4	1	5	6	2	3	2	1	0	0	0	0
4 Bakari Evelyn	I 10:50	0-2	0-1	0-0	0	0	0	0	1	0	0	0	0	0	-3
15 Ryan Kriener	I 20:07	1-5	0-2	2-2	0	1	1	4	1	4	0	1	0	2	-3
35 Cordell Pemsil	I 04:42	0-1	0-0	0-0	0	1	1	1	0	0	0	0	0	1	0
Team					2	2	4	0	0	0	0	0	0	0	
Totals		20-40	3-20	25-32	13	33	46	15	27	68	10	9	2	7	4

Technical Fouls: Garza 2nd 0:02

Shooting By Period	1 st FG%	2 nd FG%	3 rd FG%	4 th FG%	FT%
1 st FG%	11-31	35.5%			
2 nd FG%	1-11	9.1%			
3 rd FG%	7-10	70%			
4 th FG%	9-29	31.0%			
FT%	9-29	22.2%			
GM FG%	20-60	33.3%			
3PT%	3-20	15.0%			
FT%	25-32	78.1%			
Dead Ball Rebounds:	3	0			

Biggest lead	WIS	IOWA
12 (2 nd 7:13)	7 (2 nd 0:14)	
Best Scoring Run	WIS	IOWA
7 (2 nd 13:39)	12 (2 nd 2:18)	
Lead Changes	WIS	IOWA
5	6	
Times Tied	WIS	IOWA
7	4	
Time with Lead	WIS	IOWA
22:24	14:09	

GAME 23: MINNESOTA 70, WISCONSIN 52

Feb. 5, 2020 • Minneapolis, Minn. • Williams Arena



Official Basketball Box Score - Final
Wisconsin at Minnesota
02/05/2020 Williams Arena, Minneapolis
2019-20 Men's Basketball

Game Time: 2:00 AM
Game Duration: 1:57
Attendance: 11,389

Officials: D.J. Carstensen, Chris Beaver, Rob Kuenne

Wisconsin - 52

Record: 13-10 (6-6)

NO.	Name		Min	FG M-A	3P M-A	FT M-A	Reb D	Reb T	Fouls P	Fouls F	TP	AS	TO	ST	Blocks B	+/-
2	Aleem Ford	F	25:27	4-9	2-5	1-2	1	3	4	1	11	0	2	0	0	-24
5	Tyler Wahl	F	26:12	1-3	0-1	0-2	3	3	6	3	1	2	0	1	0	-14
35	Nate Reuvers	F	24:33	6-18	2-4	0-1	2	1	3	4	7	14	0	0	1	-20
0	D'Mitrik Trice	C	35:20	4-13	2-9	0-0	0	5	5	1	2	10	6	2	0	-22
34	Brad Davison	G	23:58	0-3	0-2	4-4	0	2	2	3	4	2	1	0	0	-18
11	Brevin Pritzi	F	27:37	0-7	0-4	0-0	2	1	3	2	0	0	0	1	0	-7
12	Micah Potter	F	19:42	4-11	1-2	2-2	5	10	15	2	1	11	0	0	1	4
3	Trevor Anderson	F	16:46	0-3	0-2	0-0	0	2	2	0	0	0	0	0	0	9
3	Walt McGroary	F	00:25	0-0	0-0	0-0	0	0	0	0	0	0	0	0	0	0
Totals			19:67	7-29	7-11	15	30	45	15	15	52	9	7	1	3	-18

Technical Fouls: NONE

Minnesota - 70

Record: 12-10 (6-6)

NO. Name	Min	FG	3P	FT	Rebounds	Fouls	TP	AS	TO	ST	Blocks	BS	BA	
30 Alihan Demir	27:58	2-7	0-2	3-4	2	3	5	0	4	7	2	0	1	0
25 Daniel Oturu	28:37	6-10	1-1	4-4	5	9	14	5	4	17	2	1	0	4
0 Payton Willis	36:53	7-10	5-7	2-2	0	5	5	2	1	21	1	0	2	0
5 Marcus Carr	34:00	5-15	0-2	2-6	0	9	9	1	5	12	10	3	1	0
22 Gabo Katschauer	35:52	4-14	3-8	0-0	1	2	3	3	0	11	0	0	0	15
35 Isaiah Hines	12:02	1-4	0-2	0-0	0	5	5	0	1	2	1	1	0	0
1 Tre Williams	07:15	0-1	0-0	0-0	0	0	0	1	0	0	0	0	0	1
21 Jarvis Omersa	11:23	0-0	0-0	0-0	0	0	0	3	0	0	0	1	1	0
Team					2	3	5	0	0	0	0			
Totals	25:61	9-22	11-16	10	36	46	15	15	70	16	5	5	3	18

Technical Fouls: NONE

Biggest lead	WIS	MIN
0 (1 st 20:00)	22 (2 nd 8:11)	
Best Scoring Run	WIS	MIN
5 (1 st 13:10)	7 (1 st 16:07)	
Lead Changes	WIS	MIN
0	12	9
Times Tied	WIS	MIN
1	0	12
Time with Lead	WIS	MIN
00:00	39:15	

GAME 22: WISCONSIN 64, #14 MICHIGAN STATE 63

Feb. 1, 2020 • Madison, Wis. • Kohl Center



Official Basketball Box Score - Final
Michigan St. at Wisconsin
02/01/2020 Kohl Center, Madison
2019-20 Men's Basketball

Game Time: 12:12 PM
Game Duration: 1:58
Attendance: 17,287

Officials: Terry Wynn, Terry Oglesby, Courtney Green

Michigan St. - 63

Record: 16-6 (8-3)

NO. Name	Min	FG	3P	FT	Rebounds	Fouls	TP	AS	TO	ST	Blocks	BB	+			
11 Aaron Henry	F 35:49	2-6	1-3	0-0	0	3	3	1	0	5	3	3	0	1		
23 Xavier Tillman	F 35:56	3-15	1-4	0-0	3	11	14	2	1	7	5	2	1	1		
25 Malik Hall	F 19:37	1-1	0-0	0-0	2	4	6	3	2	2	2	2	0	-5		
2 Rocket Watts	G 25:02	6-13	4-10	0-0	0	1	1	3	1	16	0	2	0	1		
5 Cassius Winston	G 34:08	9-19	3-5	2-2	0	4	4	3	3	23	3	0	1	0		
0 Kyle Ahrens	G 14:07	1-2	1-1	0-0	1	3	4	1	0	3	0	1	2	0		
30 Marcus Bingham Jr.	11:07	0-1	0-1	1-2	0	1	1	2	1	1	0	0	0	0		
3 Foster Loyer	08:20	2-3	0-1	0-0	0	0	0	0	0	4	0	2	1	0		
44 Cabe Brown	03:09	0-1	0-0	0-0	0	1	1	0	0	0	0	0	0	-3		
15 Thomas Kihler	09:24	1-1	0-0	0-0	0	0	0	0	1	2	1	0	0	0		
34 Julius Marble	03:21	0-1	0-0	0-0	0	1	0	1	0	0	0	0	0	-2		
Team					1	1	2	0	0	0	0					
Totals		25-63	10-25	3-4	8	29	37	16	9	63	14	12	5	3	4	-1

Technical Fouls: NONE

Shooting By Period	1 st FG%	2 nd FG%	3 rd FG%	4 th FG%	FT%
1 st FG%	4-13	30.8%			
2 nd FG%	1-2	50%			
3 rd FG%	14-30	46.7%			
4 th FG%	6-10	60%			
FT%	2-2	100%			
GM FG%	25-63	39.7%			
3PT%	10-25	40.0%			
FT%	3-4	75.0%			
Dead Ball Rebounds:	1	2			

Wisconsin - 64

Record: 13-9 (6-5)

NO. Name	Min	FG	3P	FT	Rebounds	Fouls	TP	AS	TO	ST	Blocks	+/-			
2 Aleem Ford	34:13	5-6	2-2	1-1	0	4	4	2	3	13	0	2	2	0	9
5 Tyler Wahl	21:24	1-7	0-3	0-0	0	4	4	3	2	2	2	2	1	-5	
35 Nate Reuvers	26:42	5-9	2-3	3-3	0	3	3	2	3	15	0	2	1	-7	
0 D'Mitrik Trice	G 38:34	3-12	2-7	6-9	0	6	6	1	6	14	5	1	1	0	4
1 Brevin Pritzl	G 39:29	4-11	2-7	0-0	1	6	7	1	1	10	0	1	0	-3	
11 Micah Potter		22:26	2-5	0-2	2-2	2	2	4	0	1	6	1	2	0	1
12 Trevor Anderson		14:42	2-4	0-1	0-0	0	1	1	0	0	4	1	0	1	0
3 Walt McGroary		02:30	0-0	0-0	0-0	0	0	0	0	0	1	0	0	0	-2
Team					1	4	5	0	0	0	0				
Totals		22:54	8-25	12-15	4	30	34	9	16	64	10	10	8	4	3

Technical Fouls: NONE

Shooting By Period	1 st FG%	2 nd FG%	3 rd FG%	4 th FG%	FT%
1 st FG%	15-26	57.7%			
2 nd FG%	5-11	45.5%			
3 rd FG%	8-8	100%			
4 th FG%	7-28	25.0%			
FT%	3-4	75.0%			
GM FG%	22-54	40.7%			
3PT%	8-25	32.0%			
FT%	12-15	80.0%			
Dead Ball Rebounds:	0	0			

	MSU	UW	Points from		MSU	UW	Period by Period Scoring		
Biggest lead	2 (1 st 19:38)	19 (1 st 2:14)	Turnovers	8	14		1st	2nd	TOT
Best Scoring Run	13 (2 nd 12:45)	8 (1 st 12:39)	Paint	18	20	MSU	27	36	63
Lead Changes	1		Second Chance	5	2				
Times Tied	1		Fast Breaks	11	0	UW	43	21	64
Time with Lead	00:25	37:49	Bench	10	10				

GAME 25: WISCONSIN 81, NEBRASKA 64

Feb. 15, 2020 • Lincoln, Neb. • Pinnacle Bank Arena



Official Basketball Box Score - Final

Wisconsin at Nebraska

02/15/20 Pinnacle Bank Arena, Lincoln

Nebraska vs. Wisconsin

Game Time: 7:16 PM

Game Duration: 1:54

Attendance: 15,864

Officials: Terry Wymer, Steve McJunkins, Donnie Eppley

Wisconsin - 81			Record: 15-10 (8-6)																	
NO.	Name	Min	FG M-A	3P M-A	FT M-A	Rebounds OR DR TOT	Fouls PF FD	TP	AS	TO	ST	Blocks BS BA	A/-	Shooting By Period						
2	Aleem Ford	F 27:07	1-5	1-3	0-1	1 9 10	3 3	3	2	1	1	0 0	12	1 st FG%	15-33	45.5%				
35	Nate Reuvers	F 16:11	6-10	1-1	0-0	0 3 3	4 1	13	1	1	0	2 0	11	3PT%	6-18	33.3%				
00	D'Mitrik Trice	G 35:47	5-10	5-6	0-0	0 3 3	2 2	15	5	0	0	0 0	23	FT%	3-4	75%				
1	Brevin Pritzl	G 36:28	1-8	0-6	1-1	2 3 5	2 1	3	0	1	1	1 0	13	2 nd FG%	16-30	53.3%				
34	Brad Davison	G 34:27	11-17	8-11	0-0	1 4 5	2 1	30	4	1	0	0 0	15	3PT%	9-13	69.2%				
5	Tyler Wahl	16:35	1-2	0-1	0-0	0 2 2	1 0	2	4	1	0	0 0	6	FT%	1-1	100%				
12	Trevor Anderson	11:54	0-3	0-2	0-0	1 2 3	0 0	0	2	2	0	0 1	0	GM FG%	31-63	49.2%				
11	Micah Potter	19:25	6-8	0-1	3-3	1 6 7	0 4	15	1	4	0	1 1	5	3PT%	15-31	48.4%				
3	Walt McGrory	00:42	0-0	0-0	0-0	0 0 0	0 0	0	0	0	1	0 0	0	FT%	4-5	80.0%				
4	Carter Higginbottom	00:42	0-0	0-0	0-0	0 0 0	0 0	0	0	0	0	0 0	0	Dead Ball Rebounds: 0						
20	Samad Qawi	00:42	0-0	0-0	0-0	0 0 0	0 0	0	0	0	0	0 0	0							
Team						0 1 1		0												
Totals			31-63	15-31	4-5	6 33 39	14 12	81	19	11	3	4 2	17							

Nebraska - 64			Record: 7-18 (2-12)																	
NO.	Name	Min	FG M-A	3P M-A	FT M-A	Rebounds OR DR TOT	Fouls PF FD	TP	AS	TO	ST	Blocks BS BA	A/-	Shooting By Period						
1	Kevin Cross	F 16:15	1-6	1-5	1-2	0 1 1	4 1	4	1	0	0	0	-16	1 st FG%	15-34	44.1%				
3	Cam Mack	G 36:11	3-13	1-5	1-2	1 8 9	0 3 8	8	0	1	0	2	-12	3PT%	5-15	33.3%				
22	Haanif Chestham	G 34:47	7-12	1-2	2-2	1 2 3	0 2 17	2	1	0	0	0	-25	FT%	3-5	60%				
23	Jervay Green	G 24:46	3-6	1-2	0-0	0 4 4	0 1 7	0	1	7	0	0	-19	2 nd FG%	10-31	32.3%				
34	Thorir Thorbjarnarson	G 28:49	3-9	2-6	0-0	0 3 3	2 0 8	2	3	2	2	0	-8	3PT%	3-10	30.0%				
11	Dachon Burke	21:21	4-9	2-4	0-0	0 2 2	2 2 10	0	2	0	0	0	0	FT%	3-7	42.9%				
24	Yvan Ouedraogo	19:00	3-6	0-0	2-6	4 6 10	0 4 8	1	2	0	1	0	1	GM FG%	25-65	38.5%				
25	Matej Kavas	01:13	0-0	0-0	0-0	0 0 0	0 0 0	0	0	0	0	0	-3	3PT%	8-25	32.0%				
30	Charlie Easley	12:11	1-4	0-1	0-0	1 0 1	2 0 2	1	0	2	1	1	-1	FT%	6-12	50.0%				
0	Akol Arop	05:27	0-0	0-0	0-0	1 0 1	2 1 0	0	0	0	1	0	-2	Dead Ball Rebounds: 3						
Team						2 1 3		0												
Totals			25-65	8-25	6-12	10 27 37	12 14 64	15	10	7	2	4	-17							
Technical Fouls: NONE																				

	WIS	NEB	Points from Turnovers	WIS	NEB	Period by Period Scoring			
Biggest lead	18 (2 nd 5:16)	7 (1 st 8:51)	11	7		1st	2nd	TOT	
Best Scoring Run	16 (2 nd 12:34)	6 (1 st 9:30)	Point	26	34	WIS	39	42	81
Lead Changes	13		Second Chance	2	4		NEB	38	26
Times Tied	10		Fast Breaks	0	6				
Time with Lead	21:14	13:21	Bench	17	20				

SPECIAL STATISTICS

Updated Through February 15, 2020

Game (Wis/Opp)	Pts off T/O	Pts in Paint	2nd Chance Pts	Fast Break Pts	Bench Pts
11/5/19 vs. #20 Saint Mary's	14 / 16	28 / 20	6 / 14	0 / 8	2 / 4
11/8/19 vs. Eastern Illinois	17 / 15	28 / 20	13 / 16	3 / 7	10 / 13
11/13/19 vs. McNeese St.	30 / 2	32 / 26	8 / 2	14 / 7	12 / 14
11/17/19 vs. Marquette	19 / 5	24 / 10	14 / 3	9 / 7	20 / 19
11/21/19 vs. Green Bay	13 / 17	26 / 36	6 / 5	2 / 10	19 / 32
11/25/19 vs. Richmond	5 / 17	10 / 28	4 / 2	4 / 6	12 / 4
11/26/19 vs. New Mexico	5 / 10	18 / 34	5 / 13	9 / 12	8 / 16
12/4/19 vs. NC State	6 / 6	28 / 26	11 / 8	2 / 6	8 / 18
12/7/19 vs. Indiana	18 / 6	32 / 30	11 / 12	5 / 11	17 / 21
12/11/19 at Rutgers	10 / 22	28 / 42	5 / 23	10 / 18	21 / 18
12/21/19 vs. Milwaukee	12 / 14	26 / 14	5 / 5	5 / 6	20 / 21
12/28/19 at Tennessee	12 / 7	22 / 18	5 / 8	3 / 2	21 / 17
12/31/19 vs. Rider	9 / 2	20 / 20	2 / 4	2 / 4	16 / 11
1/3/20 at #5 Ohio State	16 / 6	22 / 24	8 / 9	5 / 5	20 / 2
1/8/20 vs. Illinois	6 / 9	22 / 30	9 / 9	2 / 13	24 / 24
1/11/20 at #20 Penn State	10 / 8	20 / 12	7 / 9	0 / 7	31 / 15
1/14/20 vs. #17 Maryland	12 / 8	20 / 22	2 / 9	4 / 0	17 / 14
1/17/20 at #15 Michigan St.	22 / 38	8 / 8	10 / 9	7 / 19	8 / 18
1/21/20 vs. Nebraska	9 / 19	16 / 36	12 / 10	5 / 7	29 / 17
1/24/20 at Purdue	12 / 15	20 / 28	2 / 19	7 / 5	22 / 30
1/27/20 at #18 Iowa	9 / 9	20 / 28	6 / 16	4 / 25	17 / 4
2/2/20 vs. #14 Michigan State	14 / 8	20 / 18	2 / 5	0 / 11	10 / 10
2/5/20 at Minnesota	1 / 8	22 / 24	12 / 9	0 / 12	11 / 2
2/9/20 vs. Ohio State	15 / 14	12 / 18	15 / 7	0 / 8	30 / 16
2/15/20 at Nebraska	26 / 34	11 / 7	2 / 4	0 / 6	17 / 20
RUNNING TOTAL	321 / 315	533 / 579	182 / 230	102 / 222	422 / 380
PER GAME AVERAGE	12.8 / 12.6	21.3 / 23.2	7.3 / 9.2	4.1 / 8.9	16.9 / 15.2

TEAM SUPERLATIVES

WISCONSIN

HIGH

LOW

• Points	88	GREEN BAY (11/22/19)	50	vs. New Mexico (11/26/19)
• First-Half Points	51	GREEN BAY (11/22/19)	15	at Purdue (1/24/20)
• Second-Half Points	46	McNEESE STATE (11/13/19)	20	at Minnesota (2/5/20)
• Field Goals Made	32	GREEN BAY (11/22/19)	17	vs. Richmond (11/25/19)
• Field Goal Attempts	67	at Minnesota (2/5/20)	46	at Purdue (1/24/20)
• Field Goal Percentage	.536 (30-56)	McNEESE STATE (11/13/19)	.284	at Minnesota (2/5/20)
• 3-Point Field Goals Made	18	NEBRASKA (1/21/20)	2	vs. New Mexico (11/26/19)
• 3-Point Field Goal Attempts	34	NEBRASKA (1/21/20)	15	ILLINOIS (1/8/20)
• 3-Point Field Goal Pct. (min. 10 att.)	.529 (18-34)	NEBRASKA (1/21/20)	.007 (2-26)	vs. New Mexico (11/26/19)
• Free Throws Made	21	MILWAUKEE (12/21/19)	4	3x; MR at Nebraska (2/15/20)
• Free Throw Attempts	26	MILWAUKEE (12/21/19)	7	RIDER (12/31/19)
• Free Throw Pct. (min. 12 att.)	.900 (18-20)	MARQUETTE (11/17/19)	.467 (7-15)	at NC State (12/4/19)
• Offensive Rebounds	15	at Minnesota (2/5/20)	2	at Purdue (1/24/20)
• Defensive Rebounds	38	RIDER (12/31/19)	14	at Purdue (1/24/20)
• Total Rebounds	45	at Minnesota (2/5/20)	16	at Purdue (1/24/20)
• Assists	24	GREEN BAY (11/22/19)	5	ILLINOIS (1/8/20)
• Blocked Shots	12	EASTERN ILLINOIS (11/8/19)	0	at Ohio State (1/3/20)
• Steals	10	McNEESE STATE (11/13/19)	1	2x; MR at Minnesota (2/5/20)
• Turnovers	15	vs. Richmond (11/25/19)	4	INDIANA (12/7/19)
• Fouls	28	at Iowa (1/27/20)	9	2x; MR MICHIGAN STATE (2/1/20)

OPPONENTS

HIGH

LOW

• Points	72	at Rutgers (12/11/19)	37	RIDER (12/31/19)
• First-Half Points	45	at Minnesota (2/5/20)	11	RIDER (12/31/19)
• Second-Half Points	43	ILLINOIS (1/8/20)	23	MILWAUKEE (12/21/19)
• Field Goals Made	29	2x; MR at Rutgers (12/11/19)	15	RIDER (12/31/19)
• Field Goal Attempts	65	at Nebraska (2/15/20)	45	McNEESE STATE (11/13/19)
• Field Goal Percentage	.491 (28-57)	ILLINOIS (1/8/20)	.246 (15-61)	RIDER (12/31/19)
• 3-Point Field Goals Made	10	MICHIGAN STATE (2/1/20)	2	RIDER (12/31/19)
• 3-Point Field Goal Attempts	25	2x; MR at Nebraska (2/15/20)	13	vs. New Mexico (11/26/19)
• 3-Point Field Goal Pct. (min. 10 att.)	.474 (9-19)	2x; MR at Purdue (1/24/20)	.143 (2-14)	RIDER (12/31/19)
• Free Throws Made	25	at Iowa (1/27/20)	3	2x; MR MICHIGAN STATE (2/1/20)
• Free Throw Attempts	32	at Iowa (1/27/20)	4	MICHIGAN STATE (2/1/20)
• Free Throw Pct. (min. 10 att.)	.938 (15-16)	OHIO STATE (2/9/20)	.500 (6-12)	at Nebraska (2/15/20)
• Offensive Rebounds	16	at Purdue (1/24/20)	3	GREEN BAY (11/22/19)
• Defensive Rebounds	36	at Minnesota (2/5/20)	18	INDIANA (12/7/19)
• Total Rebounds	46	2x; MR at Minnesota (2/5/20)	24	McNEESE STATE (11/13/19)
• Assists	20	at Michigan State (1/17/20)	5	RIDER (12/31/19)
• Blocked Shots	6	at NC State (12/4/19)	0	MARYLAND (1/14/20)
• Steals	10	RIDER (12/31/19)	1	ILLINOIS (1/8/20)
• Turnovers	18	McNEESE STATE (11/13/19)	5	at Minnesota (2/5/20)
• Fouls	22	3x; MR ILLINOIS (1/8/20)	10	2x; MR at Purdue (1/24/20)

MISCELLANEOUS

HIGH

SECOND-HIGHEST

• UW's Largest Deficit Overcome in Win	8 (10-2, 15:39 1H) McNEESE STATE (11/13/19)	7 (2x) MR (24-17, 8:51 1H) at Nebraska (2/15/20)
• UW's Largest Deficit Overcome in Win (2nd Half/OT)	7 (38-31, 16:58 2H) at Ohio State (1/3/20)	4 (43-39, 10:43 2H) MARYLAND (1/14/20)
• UW's Largest Lead Surrendered in Loss	12 (57-45, 7:13 2H) at Iowa (1/27/20)	8 (17-9, 7:38 1H) vs. Saint Mary's (11/5/19)
• UW's Largest Lead Surrendered in Loss (2nd Half/OT)	12 (57-45, 7:13 2H) at Iowa (1/27/20)	7 (63-56, 4:50 2H) ILLINOIS (1/8/20)
• UW's Largest Halftime Lead	22 GREEN BAY (11/22/19)	20 INDIANA (12/7/19)
• UW's Largest Halftime Deficit	18 at Purdue (1/24/20)	15 at Michigan State (1/17/20)
• UW's Largest Lead	31 (2x); MR (64-33, 3:39 2H) RIDER (12/31/19)	28 (57-29, 9:08 2H) at Tennessee (12/28/19)
• UW's Largest Deficit	28 (45-17, 16:14 2H) at Purdue (1/24/20)	25 (67-42, 5:46 2H) at Michigan State (1/17/20)

INDIVIDUAL SUPERLATIVES

WISCONSIN

HIGH

SECOND-HIGHEST

• Points	31	D'Mitrik Trice (MILWAUKEE - 12/21/19)	30	Brad Davison (at Nebraska - 2/15/20)
• Field Goals Made	11	2x; MR Brad Davison (at Nebraska - 2/15/20)	10	2x; MR Kobe King (ILLINOIS - 1/8/20)
• Field Goal Attempts	18	2x; MR Nate Reuvers (at Minnesota - 2/5/20)	17	Brad Davison (at Nebraska - 2/15/20)
• Field Goal Pct. (min. 5 made)	.875 (7-8)	Brad Davison (McNEESE STATE - 11/13/19)	.857 (6-7)	2x; MR Micah Potter (MARYLAND - 1/14/20)
• 3-Point Field Goals Made	8	Brad Davison (at Nebraska - 2/15/20)	5	3x; MR D'Mitrik Trice (at Nebraska - 2/15/20)
• 3-Point Field Goal Attempts	11	Brad Davison (at Nebraska - 2/15/20)	9	2x; MR D'Mitrik Trice (at Minnesota - 2/5/20)
• 3-Point FG Pct. (min. 4 made)	.833 (5-6)	3x; MR D'Mitrik Trice (at Nebraska - 2/15/20)	.727 (8-11)	Brad Davison (at Nebraska - 2/15/20)
• Free Throws Made	10	Nate Reuvers (at Ohio State - 1/3/20)	8	2x; MR Micah Potter (ILLINOIS - 1/8/20)
• Free Throw Attempts	12	Nate Reuvers (at Ohio State - 1/3/20)	10	Kobe King (EASTERN ILLINOIS - 11/8/19)
• Free Throw Pct. (min. 8 made)	1.000 (8-8)	MR Micah Potter (ILLINOIS - 1/8/20)	.833 (10-12)	Nate Reuvers (at Ohio State - 1/3/20)
• Offensive Rebounds	6	Brevin Pritzl (MARQUETTE - 11/17/19)	5	3x; MR Micah Potter (at Minnesota - 2/5/20)
• Total Rebounds	15	Micah Potter (at Minnesota - 2/5/20)	14	Nate Reuvers (EASTERN ILLINOIS - 11/8/19)
• Assists	8	D'Mitrik Trice (OHIO STATE - 2/9/20)	7	3x; MR D'Mitrik Trice (Nebraska - 1/21/20)
• Blocked Shots	9	Nate Reuvers (EASTERN ILLINOIS - 11/8/19)	4	2x; Nate Reuvers (Nebraska - 1/21/20)
• Steals	4	Brad Davison (McNEESE STATE - 11/13/19)	3	6x; MR D'Mitrik Trice (Nebraska - 1/21/20)
• Turnovers	5	2x; MR Nate Reuvers (vs. New Mexico - 11/26/19)	4	5x; MR Micah Potter (at Nebraska - 2/15/20)
• Fouls	5	5x; MR Nate Reuvers (OHIO STATE - 2/9/20)	4	23x; MR Nate Reuvers (at Nebraska - 2/15/20)

OPPONENTS

HIGH

SECOND-HIGHEST

• Points	26	Jordan Ford (vs. Saint Mary's - 11/5/19)	25	Darius Roy (MILWAUKEE - 12/21/19)
• Field Goals Made	11	Jordan Ford (vs. Saint Mary's - 11/5/19)	10	Dachon Burke (Nebraska - 1/21/20)
• Field Goal Attempts	24	Jordan Ford (vs. Saint Mary's - 11/5/19)	21	Markus Howard (MARQUETTE - 11/17/19)
• Field Goal Pct. (min. 5 made)	1.000 (5-5)	2x; MR Gabe Brown (at Michigan St. - 1/17/20)	.800 (8-10)	Amari Davis (GREEN BAY - 11/21/19)
• 3-Point Field Goals Made	5	Payton Willis (at Minnesota - 2/5/20)	4	5x; MR Rocket Watts (MICHIGAN STATE -2/1/20)
• 3-Point Field Goal Attempts	10	2x; MR Rocket Watts (MICHIGAN STATE -2/1/20)	9	Blake Francis (vs. Richmond - 11/25/19)
• 3-Point FG Pct. (min. 3 made)	1.000 (4-4)	Koby McEwen (MARQUETTE - 11/17/19)	.750 (3-4)	2x; MR Alan Griffin (ILLINOIS - 1/8/20)
• Free Throws Made	9	Luke Garza (at Iowa - 1/27/20)	8	3x; MR Darius Roy (MILWAUKEE - 12/21/19)
• Free Throw Attempts	13	Luke Garza (at Iowa - 1/27/20)	10	2x; MR Darius Roy (MILWAUKEE - 12/21/19)
• Free Throw Pct. (min. 8 made)	1.000 (8-8)	Aljami Durham (INDIANA - 12/7/19)	.800 (8-10)	Darius Roy (MILWAUKEE - 12/21/19)
• Offensive Rebounds	7	Evan Boudreaux (at Purdue - 1/24/20)	6	Luke Garza (at Iowa - 1/27/20)
• Total Rebounds	18	Luke Garza (at Iowa - 1/27/20)	14	2x; MR Daniel Oturu (at Minnesota - 2/5/20)
• Assists	10	Marcus Carr (at Minnesota - 2/5/20)	8	Cam Mack (at Nebraska - 2/15/20)
• Blocked Shots	4	Daniel Oturu (at Minnesota - 2/5/20)	3	3x; MR Luke Garza (at Iowa - 1/27/20)
• Steals	3	5x; MR Luther Muhammad (OHIO STATE - 2/9/20)	2	18x; MR Two Huskers (at Nebraska - 2/15/20)
• Turnovers	6	A.J. Lawson (McNEESE STATE - 11/13/19)	5	Cassius Winston (at Michigan St. - 1/17/20)
• Fouls	5	6x; MR Daniel Oturu (at Minnesota - 2/5/20)	4	25x; MR Kevin Cross (at Nebraska - 2/15/20)

THE LAST TIME WISCONSIN...

Wisconsin Team

UW ranked No. 1 in AP Top 25: Feb. 21, 2007
UW ranked in AP Top 25: No. 19 (3/11/19)
UW ranked in USA Today Coaches Poll: No. 19 (3/11/19)
Played AP No. 1-ranked opponent: Win vs. Villanova, 65-62 (3/18/17)
Defeated AP No. 1-ranked opponent: Villanova, 65-62 (3/18/17)
Played AP No. 2-ranked opponent: Win vs. Michigan, 64-54 (1/19/19)
Defeated opponent ranked 3-10 by AP: No. 5 Ohio State, 61-57 (1/3/20)
Defeated opponent ranked 11-25 by AP: No. 14 Michigan State, 64-63 (2/1/20)
Defeated AP Top 25 opponent on the road: No. 20 Penn State, 58-49 (1/11/20)

Scoring

Scored 20 or more points: 30, Brad Davison at Nebraska (2/15/20)
Scored 30 or more points: 30, Brad Davison at Nebraska (2/15/20)
Scored 40 or more points: 43, Frank Kaminsky vs. North Dakota (11/19/13)
Two or more Badgers scored 30 points, same game: Joe Franklin (31) and Chuck Nagle (30) vs. Purdue (3/2/68) — only other time this happened in school history was Jack Brens (31) and Ken Siebel (31) vs. Utah (12/28/62)
Two or more Badgers scored 20 points, same game: D'Mitrik Trice and Nate Reuvers (22) vs. Milwaukee (12/21/19)
Three or more Badgers scored 20 points, same game: Jon Leuer (24), Josh Gasser (21), Jordan Taylor (20), vs. PVAMU (11/14/10)
Scored 20 points in one half: Brad Davison (23 in 2nd) vs. Michigan State (2/25/18)
Scored 20 points/two straight games: D'Mitrik Trice (31 vs. Milwaukee, 12/21/19; 21 at Tennessee, 12/28/19)
Scored 20 points/three straight games: Ethan Happ (21 vs. Purdue, 2/15/18; 29 vs. Michigan, 2/11/18; 27 at Illinois, 2/8/18)
Scored 20 points/four straight games: Jordan Taylor (28 vs. Indiana, 1/20/11; 22 vs. Illinois, 1/15/11; 21 at Michigan State, 1/11/11; 20 vs. Michigan, 1/5/11)
Scored 30 points/two straight games: Michael Finley (30 at Michigan, 1/29/94; 32 vs. Michigan State, 2/2/94)
No Badger scored in double figures: vs. Marquette (12/8/12)
One Badger scored in double figures: 15, Ethan Happ at Purdue (1/16/18)
Four players scored in double figures: Davison (30), Potter (15), Trice (15), Reuvers (13) at Nebraska (2/15/20)
Five players scored in double figures: Reuvers (19), Davison (15), Ford (12), King (12), Trice (11), Pritzl (10) vs. Green Bay (11/21/19)
Six players scored in double figures: Reuvers (19), Davison (15), Ford (12), King (12), Trice (11), Pritzl (10) vs. Green Bay (11/21/19)
UW Scored 70 or more points: 81 at Nebraska (2/15/20)
UW Scored 80 or more points: 81 at Nebraska (2/15/20)
UW Scored 90 or more points: 101 vs. Savannah State (12/13/18)
UW Scored 100 or more points: 101 vs. Savannah State (12/13/18)

Field Goal Shooting

Shot 90 percent or better (min. 10 att.): .900 (9-10), Carlton McGee vs. Michigan (2/26/92)
UW shot 50 percent or better: .500, vs. Milwaukee (12/21/19)
UW shot 60 percent or better: .603, vs. Houston Baptist (11/17/18)
UW shot 70 percent or better: .744, vs. Army (12/30/79)
UW made 30 or more field goals: 31, at Nebraska (2/15/20)
UW made 40 or more field goals: 42, vs. Iowa (3/9/94)
UW made 50 or more field goals: Has not happened
UW attempted 60 or more field goals: 63, at Nebraska (2/15/20)
UW attempted 70 or more field goals: 73, vs. Ohio State (1/12/17)
UW attempted 80 or more field goals: 83, vs. Northwestern (1/28/95)
UW attempted 100 or more field goals: 102, vs. South Dakota (12/9/72)

3-Point Field Goal Shooting

Made 5 or more 3-point field goals: Davison (8) and Trice (5) at Nebraska (2/15/20)
UW shot 40 percent or better (min. 8 att.): .484, at Nebraska (2/15/20)
UW shot 50 percent or better (min. 8 att.): .529, vs. Nebraska (1/21/20)
UW shot 60 percent or better (min. 8 att.): .636, vs. Oklahoma (11/22/18)
UW shot 70 percent or better (min. 8 att.): .727, at Indiana (2/25/10)
UW shot 80 percent or better (min. 8 att.): .889, vs. North Dakota St. (12/10/86)
UW shot 90 percent or better (min. 8 att.): .900, at Illinois (1/25/97)
UW made 10 or more 3-point field goals: 15, at Nebraska (2/15/20)
UW made 15 or more 3-point field goals: 15, at Nebraska (2/15/20)
UW attempted 30 or more 3-point field goals: 31, at Nebraska (2/15/20)
UW attempted 40 or more 3-point field goals: 40, vs. Temple (12/3/01)

Double-Double / Triple-Double

Had a triple-double: Ethan Happ (13 pts, 12 reb, 11 ast) vs. Northwestern (1/26/19)
Had a double-double (Pts/Reb): Micah Potter (11 pts, 15 reb) at Minnesota (2/5/20)
Had a double-double (Pts/Ast): Ethan Happ (10 p, 11 r, 12a) vs. Coppin St. (11/6/18)
Had a double-double (Ast/Reb): Ethan Happ (10p, 11r, 12a) vs. Coppin St. (11/6/18)
Had a double-double in consecutive games: Happ & Iverson, Two Straight (3/7 - 3/10)
Two with double-double: Potter (24 p, 13 r) & Davison (11 p, 13 r) at Penn State (1/11/20)

Free Throw Shooting

Perfect at the FT line (min. 10 att.): 10-10, Brad Davison vs. Illinois (1/19/18)
UW shot 80 percent or better (min. 12 att.): .833, vs. Ohio State (2/9/20)
UW shot 90 percent or better (min. 12 att.): .900, vs. Marquette (11/17/19)
UW shot 100 percent (min. 12 att.): 14-14, at Michigan State (2/16/12)
UW made 20 or more free throws: 20, vs. Illinois (1/8/20)
UW made 30 or more free throws: 30, vs. Minnesota (2/13/14)
UW made 40 or more free throws: 40, vs. Minnesota (1/12/53)
UW attempted 30 or more free throws: 31, vs. Nebraska (1/29/18)
UW attempted 40 or more free throws: 42, at Illinois (2/3/13)
UW attempted 50 or more free throws: 50, at Indiana (2/12/62)
UW attempted 60 or more free throws: 61, at Michigan (2/21/53)

Rebounds

Had 10+ rebounds: 10, Aleem Ford at Nebraska (2/15/20)
Had 15+ rebounds: 15, Micah Potter at Minnesota (2/5/20)
Had 20+ rebounds: 25, Joe Chrmelich vs. St. Mary's (12/2/76)
Had 30+ rebounds: 30, Paul Morrow vs. Purdue (1/3/53)
Had 10+ reb. in consecutive games: Happ & Iverson, Two Straight (3/7 - 3/10)
UW had 40+ rebounds: 45, at Minnesota (2/5/20)
UW had 50+ rebounds: 53, vs. Florida A&M (12/23/16)

Assists

Had 10 or more assists: 11, Ethan Happ vs. Northwestern (1/26/19)
Had 15 or more assists: Has not happened
UW had 20 or more assists: 24, vs. Green Bay (11/21/19)
UW had 30 or more assists: 30, vs. Iowa (3/9/94)

Blocked Shots

Had 5 or more blocked shots: 9, Nate Reuvers vs. Eastern Illinois (11/8/19)
Had 10 or more blocked shots: Has not happened
UW had 10 or more blocked shots: 12, vs. Eastern Illinois (11/8/19)
UW had 15 or more blocked shots: Has not happened

Steals

Had 5 or more steals: 5, Ethan Happ vs. Maryland (2/19/17)
Had 10 or more steals: 10, Mike Kelley vs. Texas (12/7/99)
UW had 10 or more steals: 10, vs. McNeese State (11/13/19)
UW had 15 or more steals: 16, (2x) MR vs. California (12/2/12)

Turnovers

UW had 1 or fewer turnovers: 1, vs. Iowa (1/20/15)
UW had 5 or fewer turnovers: 5, vs. Penn State (3/2/19)
Opponent committed 15 or more turnovers: 17, at Tennessee (12/28/19)
Opponent committed 20 or more turnovers: 22, at Nebraska (2/9/17)

Overtime

Won a game in overtime: at Ohio State (73-67), 3/10/19
Lost a game in overtime: vs. Saint Mary's (65-63), 11/5/19
Played a 2-overtime game: at Indiana (75-73), 2/26/19
Played a 3-overtime game: vs. Indiana (85-86), 2/16/87
Played in consecutive OT games: (3) vs. Iowa (2/6/13), vs. Mich. (2/9/13), at Minn. (2/14/13)

Miscellaneous

Hit a buzzer beater: vs. Xavier, 3/20/16 (Bronson Koenig hits 3PT in corner, UW 66-63)
Won after trailing by at least 10 pts in second half: 12 vs. NC State, 11/27/18 (down 41-29, 19:01 remaining - won 79-75)
Won after trailing by at least 15 pts in second half: 15 vs. Ohio State, 2/12/11 (down 47-32, 13:21 remaining - won 71-67)
UW scored 10 straight points or more: 10-0 (17:51 2H) vs. Nebraska (1/21/20)
UW scored 15 straight points or more: 15-0 (8:56 - 4:01 2H) vs. Eastern Illinois (11/8/19)
UW held opp. scoreless 5:00 or longer: 8:36 (20:00 - 12:24 1H) at Penn State (1/11/20)
UW held opp. scoreless for 8:00 or longer: 8:36 (20:00 - 12:24 1H) at Penn State (1/11/20)