

# WISCONSIN BASKETBALL

24 NCAA TOURNAMENT APPEARANCES ■ 4 FINAL FOURS ■ 19 BIG TEN CHAMPIONSHIPS ■ 21 CONSENSUS ALL-AMERICANS

## #9 WISCONSIN BADGERS

8-1, 1-0 BIG TEN



**Rankings (AP/Coaches):** 9/9  
**Head Coach:** Greg Gard  
**Record at Wisconsin:** 109-58 (6th Season)  
**Overall Record:** 109-58 (6th Season)

VS

## MARYLAND TERRAPINS

5-3, 0-2 BIG



**Rankings (AP/Coaches):** --/--  
**Head Coach:** Mark Turgeon  
**Record at UMD:** 209-102 (7th Season)  
**Overall Record:** 459-261 (23rd Season)

MONDAY, DEC. 28 ■ 6 P.M. (CT) ■ MADISON, WIS. ■ KOHL CENTER ■ FS1

### BADGERS HOST MARYLAND LOOKING TO EXTEND STREAK

- Winners of five in a row and ten straight Big Ten games dating back to last season, the ninth-ranked Badgers host Maryland on Monday night at the Kohl Center. Tip is set for 6 p.m. (CT) on FS1.
- Since head coach Greg Gard took over, Wisconsin is 61-35 (.635) in Big Ten play, owning the 3rd-best record in the conference, trailing only Michigan State (.719) and Purdue (.701).

### GAME 10 - FAST BREAK FACTS

- A win over Maryland would give Wisconsin 11 straight Big Ten wins for the first time since winning 11 in a row during the team's 1941 National Championship season. (more on pg 2).
- The reigning conference co-champions, Wisconsin won its 19th Big Ten title last season and 5th since 2002 (more on page 5).
  - Only Michigan St. (6) has won more B1G titles since 2002. Ohio St. has also won 5 in that span.
- The 2020 Big Ten Coach of the Year, **Greg Gard** owns a career record of 109-58 (.653), boasting the 3rd-highest win percentage in Wisconsin history (more on page 2).
  - With a conference record of 61-35, Gard's .635 B1G win% ranks 6th among Big Ten coaches of the last 40 years - since 1980 (more on page 2).
- Wisconsin ranks 11th in the NCAA shooting 41.8% 3FG and averaging 9.1 triples per game. Led by Micah Potter (50.0% 3FG), each of UW's starters averages 1+ made 3FG per game. All 5 have made at least 9 triples this season.
- The Badgers rank 3rd in the Big Ten shooting 77.0% from the free throw line.
  - UW is averaging 21.8 FTAs per game. Last season, the Badgers averaged 14.9 FTAs per game.
- The Badgers continue to stifle opponents on defense, leading the Big Ten allowing just 59.6 ppg this season and ranking 2nd in FG pct. defense (37.5%). UW ranks 4th in the country in Ken Pomeroy's Adjusted Defensive Efficiency (more on pg 6).
- Wisconsin ranks 2nd in the nation averaging only 8.3 turnovers per game. Dating back to last season, UW has committed 11 or fewer turnovers in 27 consecutive games (more pg 6).



**UW is 1 of just 2 schools to rank among the nation's top 10 in both offensive (9th) and defensive (4th) efficiency according to KenPom.**

- Wisconsin has a trio of players on watch lists for major awards: PG **D'Mitrik Trice** (Bob Cousy Award), PF **Nate Reuvers** (Karl Malone Award) and C **Micah Potter** (Kareem Abdul-Jabbar).
- Wisconsin has won 86.0% (319-52) of its games at the Kohl Center all-time. That ranks as the 9th-best win percentage for any Division I team in its current home venue.
- Senior **Micah Potter** is emerging as one of the nation's best-shooting big men, leading UW in scoring (13.4 ppg), rebounding (7.3 rpg), FG% (53.5%) and 3FG% (50.0%) (more on page 2).
- Third-Team All-Big Ten guard **D'Mitrik Trice** has blossomed into one of the Big Ten's premier PGs. Coming off a 29-point game at Michigan State after which Tom Izzo called him Wisconsin's "maestro," Trice is averaging 13.0 ppg in addition to 29 assists and only 10 turnovers in a team-high 254 minutes (more pg 4).
- UW's leading scorer a year ago, Third-Team All-Big Ten senior forward **Nate Reuvers** averages 10.6 ppg and 1.7 bpg this season, shooting 45.9% FG, 42.9% 3FG (9-21) and 80% FT.
  - Reuvers broke Ethan Happ's school record and became Wisconsin's all-time blocks leader earlier this season. He currently at 159 blocks.
- Wisconsin's active scoring leader (1,153 pts), **Brad Davison** is averaging 15.2 ppg over the last 5 games. He is just the 12th player in Wisconsin history to make 100 career starts (more on page 4).

### WISCONSIN'S POTENTIAL STARTERS

No.	Name	Pts.	Reb.	Ast.	Of Note
0	<b>D'MITRIK TRICE</b>	13.0	3.1	3.2	29 ast to just 10 TOs, 41.5% 3FG (17-41); Cousy Award Watch List
2	<b>ALEEM FORD</b>	9.6	4.0	1.2	Has scored 9+ points in 7 straight games; 44.9 FG% (31-69)
11	<b>MICAH POTTER</b>	13.1	7.1	1.9	Shooting 53.5% FG & 50% 3FG; Abdul-Jabbar Award Watch List
34	<b>BRAD DAVISON</b>	11.2	2.9	2.7	UW leading scorer 3 of last 5 games, avg. 15.2 ppg (40% 3FG)
35	<b>NATE REUVERS</b>	10.6	3.7	0.9	10.6 ppg, 1.7 bpg, 42.9% 3FG (9-21); Malone Award Watch List

### 2020-21 SCHEDULE

Nov. 25	<b>EASTERN ILLINOIS</b>	W, 77-67
Nov. 27	<b>ARK-PINE BLUFF</b>	W, 92-58
Dec. 1	<b>GREEN BAY</b>	W, 82-42
Dec. 4	at Marquette	L, 65-67
Dec. 9	<b>RHODE ISLAND</b>	W, 63-62
Dec. 15	<b>LOYOLA (CHICAGO)</b>	W, 77-63
Dec. 19	<b>#23 LOUISVILLE^</b>	W, 85-48
Dec. 22	<b>NEBRASKA</b>	W, 67-53
Dec. 25	at #12 Michigan State	W, 85-76
Dec. 28	<b>MARYLAND</b>	6 PM
Dec. 31	<b>MINNESOTA</b>	3:30 PM

Jan. 3	at Penn State	TBA
Jan. 7	<b>INDIANA</b>	6 PM
Jan. 12	at #25 Michigan	6 PM
Jan. 15	at #19 Rutgers	6 PM
Jan. 23	<b>#20 OHIO STATE</b>	3 PM
Jan. 27	<b>NORTHWESTERN</b>	
Jan. 30	at Maryland	

Feb. 2	<b>PENN STATE</b>	
Feb. 6	at #13 Illinois	
Feb. 11	at Nebraska	
Feb. 14	<b>#25 MICHIGAN</b>	
Feb. 18	<b>#3 IOWA</b>	
Feb. 21	at Northwestern	
Feb. 27	<b>#13 ILLINOIS</b>	

Mar. 2	at Purdue	
Mar. 7	at #3 Iowa	

### BIG TEN TOURNAMENT - Chicago, Ill.

Mar. 10-14 at United Center

### NCAA TOURNAMENT - Indianapolis, Ind.

Mar. 16-17	First Four
Mar. 18-21	Rounds 1-2
Mar. 25-28	Sweet 16 / Elite 8
April 3-5	Final Four

^ ACC Challenge  
 Home games in **BOLD CAPS**

### FOLLOW THE #BADGERS

#### TV: FS1

App: FOX Sports GO | Online: foxsportsgo.com

- Play-by-Play: Kevin Kugler
- Analyst: Stephen Bardo

#### RADIO: BADGER SPORTS NETWORK

App: iHeartRadio | Satellite: SiriusXM 84

- Play-by-Play: Matt Lepay
- Analyst: Mike Lucas

#### SOCIAL MEDIA: #ONWISCONSIN

- Twitter: @BadgerMBB
- Instagram: badgermbb
- Facebook: /WisconsinMensBasketball
- YouTube: /WisconsinBadgers

## BASKETBALL COMMUNICATIONS

### GENERAL INFORMATION

- Address: 1440 Monroe Street, Madison, WI 53711
- Website: UWBadgers.com
- Press Box Phone: (608) 262-7766

### BRANDON HARRISON – PRIMARY

- Phone: (608) 279-8653
- Email: bah@athletics.wisc.edu
- Twitter: @BrandonHarrison



### PATRICK HERB – DIRECTOR OF BRAND STRATEGY

- Phone: (608) 957-2085
- Email: pah@athletics.wisc.edu
- Twitter: @PatrickHerb



## MEDIA RESOURCES

### CREDENTIAL APPLICATIONS

- www.sportssystems.com/Wisconsin

### BIG TEN MEDIA EMAIL LIST

- office.bigten.org/media

### WISCONSIN BASKETBALL RECORD BOOK

- go.wisc.edu/MBBRecordBook

### WIRELESS INTERNET ACCESS (KOHL CENTER)

- BadgerWiFi (connect and register with email address)

### LIVE STATS - STATBROADCAST (KOHL CENTER)

- Wisconsin.StatBroadcast.com (password: buckybadger)

### OFFICIAL SOCIAL MEDIA CHANNELS

- Twitter: @BadgerMBB
- Instagram: @badgermbb
- Facebook: /WisconsinMensBasketball
- YouTube: /WisconsinBadgers

### RADIO

- Radio Station: WIBA (1310 AM)

### Play-by-Play Announcer: Matt Lepay

Address: P.O. Box 99  
Madison, WI 53701  
Phone: 608-274-5450

### Color Analyst: Mike Lucas

Address: 1440 Monroe St.  
Madison, WI 53711  
Phone: 608-252-6474

**Credentials:** 2019-20 Wisconsin Basketball credentials must be requested online: [www.sportssystems.com/Wisconsin](http://www.sportssystems.com/Wisconsin)

Contact Brandon Harrison with questions (608-279-8653). Approved credentials will be either mailed or made available at the Brand Communications Office or with the parking attendant (white vehicle) at the entrance to Lot 46 on Frances Street, one block north of the Kohl Center

## SPEAKING OF STREAKING

Wisconsin is looking to extend a pair of lengthy winning streaks.

### Big Ten win streak

- A win over Maryland would give the Badgers 11 straight Big Ten wins for the first time since winning 11 in a row during the team's 1941 National Championship season.
- UW's 10 straight Big Ten wins already ranks as the 4th-longest in school history.

### Longest Big Ten Win Streaks, Wisconsin History

Streak	Years	Streak	Years
23	1912-13	10	1907-08
16	1914-15	10	2008-09
11	1940-41	10	2014-15
<b>10</b>	<b>2020</b>		

- Among major conference teams, only Kansas (17 straight Big 12 wins) has a longer active conference win streak.

### Home win streak

- The Badgers have won 15 straight home games, the longest active streak in the B1G. Ohio State (11) and Illinois (8) own the 2nd and 3rd-longest home win streaks.
- UW's home win streak began with a 56-54 win over No. 17 Maryland on Jan. 14, 2020.
- This marks UW's longest home win streak since a 19-game home win streak stretching from 2016 to 2017.
- UW has also won 21 consecutive home games against non-conference opponents, a streak that began on Dec. 13, 2017.

- Wisconsin has won 86.0% (319-52) of its games at the Kohl Center all-time. That ranks as the 9th-best win percentage for any Division I team in its current home venue.

## TRENDING TOPICS FOR 2020

Wisconsin's 8-1 start has revealed a few early statistical trends. Consider...

- Efficiency:** UW is 1 of just 2 schools to rank among the nation's top 10 in both offensive (9th) and defensive (5th) efficiency according to KenPom. Baylor is the other.
- Balance:** Four different Badgers are averaging double-figure points and a 9 have scored in double figures in a game this season.
- The last time UW had 4 players average in double figure was the 2013-14 season.
- 3-Point Shooting:** UW ranks 3rd in the Big Ten and 11th in the NCAA shooting 41.8% on 3FGs with 6 of its top 8 scorers shooting over 40%. The Badgers are 4th in the conference averaging 9.1 triples per game.
- FT Shooting:** UW is 3rd in the Big Ten shooting 77.0% at the free throw line.
- Defense:** UW leads the Big Ten in scoring defense (59.6 ppg) and 2nd in FG Pct defense (37.5%).
- Turnovers:** UW leads the Big Ten and ranks 2nd in the NCAA averaging just 8.3 turnovers per game. The Badgers have not had more than 11 times in any game this season.

## POTTER MAGIC

A Kareem Abdul-Jabbar Award candidate, senior **Micah Potter** is doing it all for Wisconsin emerging as one of the nation's most versatile big men.

- Potter leads the Badgers in scoring and rebounds, averaging 13.1 ppg and 7.1 rpg.
- Potter is chasing the hallowed 50-40-80 shooting marks for a second straight season. Last year, he became the first Wisconsin player to reach those marks since at least 1996-97 and the first Big Ten player since Cassius Winston in 2017-18.
- The only other non-guards in the Big Ten to hit those marks in the last 25 years were MSU's A.J. Granger in 1999-2000 and Illinois's Mike Tisdale in 2010-11.

### Micah Potter Shooting Percentages

	2019-20	2020-21
FG Pct.	.528 (76-144)	.535 (38-71)
3FG Pct.	.451 (23-51)	.500 (12-24)
FT Pct.	.860 (37-43)	.833 (30-36)

- This season, Potter has at least 9 points in every game, including double figures in 7 of the last 8 games.
- In last week's Big Ten opener, Potter posted his first double-double of the season with 10 points and 11 rebounds.
- Eligible for the final 21 games last season, Potter averaged 10.9 ppg and 6.5 rpg, shooting 46.9% from 3-point range.

## GARD AMONG THE BEST

In his 6th season as head coach, **Greg Gard** is already one of the most successful coaches in Wisconsin history and placing himself among the greatest B1G coaches of the last 40 years.

- Gard owns a 109-58 (.653) career record, boasting the 3rd-highest winning percentage and 5th-highest win total in UW annals.

### Best Win Percentage, Wisconsin History

Record	Coach (years)
1. 364-130 (.737)	Bo Ryan (2002-15)
2. 246-99 (.712)	Walter Meanwell ('12-17, '21-34)
<b>3. 109-58 (.653)</b>	<b>Greg Gard (2016-present)</b>
4. 265-267 (.498)	Harold Foster (1935-59)
5. 128-165 (.437)	Steve Yoder (1983-92)

- With a conference record of 61-35, Gard's .635 conference win percentage ranks 6th among Big Ten coaches of the last 40 years (since 1980).

### Best Win Pct, B1G Coaches w/ 50+ Wins (since 1980)

Coach (School, Years)	Record	Pct.
1. Bo Ryan, WIS (2002-15)	172-68	.717
2. Bob Knight, IND (1972-2000)	353-151	.700
3. Tom Izzo, MSU (1995-)	302-134	.692
4. Mark Turgeon, MD (2015-)	81-41	.664
5. Thad Matta, OSU (2005-17)	150-78	.658
<b>6. Greg Gard, WIS (2016-)</b>	<b>61-35</b>	<b>.635</b>
7. Matt Painter, PUR (2005-)	169-104	.619
8. Gene Keady, PUR (1981-05)	265-169	.611

(thru Dec. 26, 2020)

- Among UW coaches, Gard ranks 4th in Big Ten wins (61) and 3rd in Big Ten win pct., trailing only Ryan (.717) and Meanwell (.660).



## SITUATIONAL RECORDS

	2020-21	Under Gard
Ahead at the half	7-0	86-10
Behind at the half	0-1	19-43
Tied at the half	1-0	3-5
FG% of .450 or more	4-0	63-10
FG% less than .450	4-1	45-48
Better FG% than opp.	7-0	93-13
Worse FG% than opp.	1-1	16-44
Same FG% as opp.	0-0	0-1
Opp. FG% less than 45%	7-1	86-24
3FG% of 40% or more	5-0	52-7
3FG% less than 40%	3-1	56-50
Try more than 20 3FGs	4-1	58-31
Try 20 or fewer 3FGs	4-0	50-27
Make at least 70% FT	7-1	63-22
Try at least 20 FTs	5-0	49-13
Try fewer than 20 FTs	3-1	58-44
Out-rebound opponent	4-1	67-18
Tied or out-rebounded	4-0	41-40
Same or fewer TOs than opp.	7-1	80-33
More TOs than opp.	1-0	28-25
Commit fewer than 12 TOs	8-1	80-32
Commit 12 or more TOs	0-0	28-25
Score fewer than 50 pts.	0-0	1-2
Score 50-59 points	0-0	6-27
Score 60-69 points	1-1	33-18
Score 70-79 points	3-0	38-8
Score 80-89 points	3-0	23-3
Score 90 or more pts.	1-0	7-0
Allow fewer than 50 pts.	2-0	18-1
Allow 50-59 pts.	2-0	32-6
Allow 60-69 pts.	3-1	44-23
Allow 70-79 pts.	1-0	12-17
Allow 80-89 pts.	0-0	2-10
Allow 90 or more pts.	0-0	0-1
Overtime	0-0	6-5
vs. AP Top 25 opponents	2-0	20-25
vs. AP Top 25 opp. at home	1-0	10-6
Home games	7-0	67-15
Road games	1-1	28-29
Neutral site games	0-0	13-14
Day games	4-0	38-16
Night games	4-1	70-42

## GAMES DECIDED BY

3 points or less	0-1	12-10
4-5 points	0-0	15-11
6-10 points	2-0	23-16
11-19 points	3-0	30-17
20 or more points	3-0	29-2

## TELEVISED GAMES

CBS	0-0	9-7
CBS Sports Network	0-0	0-1
FOX	1-0	2-3
FS1	1-1	9-10
ESPN	0-0	13-9
ESPN2	1-0	10-10
ESPNU	0-0	1-2
ESPN+	0-0	3-1
Big Ten Network	5-0	54-12
BTN Plus	0-0	2-0
TBS	0-0	0-3
TNT	0-0	2-0

## HIGH HIGH HOPES

Now 6-1 on the season, Wisconsin moved up three spots to No. 9 in this week's AP Top 25.

- UW checked in at No. 4 earlier this season, marking UW's highest ranking since being ranked No. 3 on March 16, 2015.
- It marked just the fourth season in which Wisconsin has appeared in the AP Top 5.
- For just the fifth time in school history, UW began the season ranked top 10 in the Preseason AP Top 25.

## Wisconsin in the Preseason AP Top 10

Season	Preseason	Finished	Final Game
1962-63	#10	NR	--
2006-07	#9	#6	NCAA 2nd Rd
2014-15	#3	#3	NCAA runner-up
2016-17	#9	#25	Lost in Sweet 16
2020-21	#7	--	--

## WISCONSIN'S IRONMAN DAVISON

- Senior **Brad Davison** has been an ironman during his career at Wisconsin. He has appeared in all 106 games he has been eligible, including each of the last 102 consecutive.
- Davison's durability streak included a reoccurring shoulder injury during the 2018-19 season. Then a freshman, Davison dislocated his shoulder during a game against Baylor on Nov. 20, 2018. He was back in the lineup the next night against UCLA, the first of 29 consecutive starts to end the season despite the fact he re-injured his shoulder 5 other times in games that year.
- In fact, during one such game against Michigan State on Feb. 25, 2018, Davison separated his shoulder during the second half and returned to score 10 of his career-high 30 points after the injury.

- Earlier this season against Louisville marked career start number 100 for Davison, making him the 12th player in Wisconsin history to record 100 career starts. (chart on page 7)
- This season, Davison is averaging 11.2 ppg, shooting 43.6% (17-39) from 3-point range and 88.2% (30-34) at the free throw line.
- Davison has led Wisconsin in scoring 3 of the last 5 games, pouring in 23 points vs. Rhode Island, 17 vs. Loyola and 15 vs. Nebraska. Davison is averaging a team-high 15.2 ppg over the last 5 contests (45.5% FG, 48% 3FG)
- In addition to his career starts, Davison is quickly climbing several UW lists (charts pg7):
- Ranks 32nd in UW history with 1,153 points.
- Ranks 11th with 176 3-point field goals.
- Ranks 17th with 109 steals.
- Ranks 5th at the FT line at 82.9% (261-315).
- Davison has scored at least 20 points on 9 different occasions, including a pair of 30-point performances against Michigan State (2/25/18) and Nebraska (1/21/20).
- He is 1 of just 8 Badgers to author multiple 30-point games in the last 25 seasons.
- In his 30-point performance last season at Nebraska, Davison tied UW's single-game school record with 8 made 3FGs.

## TRICE AT THE POINT OF IT ALL

Third-Team All-Big Ten honoree **D'Mitrik Trice** has developed into one of the top point guards in the country and his inclusion on the Bob Cousy Award Watch List validated that claim.

- Through 9 games, Trice is averaging 13.0 ppg, 3.1 rpg and 3.2 apg. He is also shooting 41.5% from 3-point range (17-for-41).
- Trice has a 2.9 assist-to-turnover ratio this season (29 ast to 10 TOs), all while playing a team-high 254 minutes this season.
- Trice has seen steady improvement in his assist-to-turnover ratio over his time at UW:

## Trice, Assist-to-Turnover Ratio, Career

Year	Ast	TOs	Ratio
2016	63	37	1.7
2017	23	13	1.8 (medical redshirt)
2018	90	45	2.0
2019	131	53	2.5
2020	29	10	2.9
<b>Career</b>	<b>336</b>	<b>158</b>	<b>2.13</b>

- Like Davison, Trice is also quickly climbing the UW record books, rising on several impressive lists (charts page 7):
- Trice became the first player in UW history to amass 1,000 points, 300 rebounds and 300 assists by his junior season.
- His 1,117 career points rank 35th at UW.
- With 199 career 3-pointers, Trice ranks 7th on the all-time list. He needs just 15 more 3s to pass Michael Finley (213) for 5th place.
- Trice ranks 7th in UW annals with 336 assists, needing just 36 more to crack the UW's top 5.
- Trice's 2.13 career assist-to-turnover ratio ranks him 4th all time in Wisconsin history.

## RELIABLE REUVERS

A third-team All-Big Ten pick last season, **Nate Reuvers** has had a solid start to 2020-21.

- Through 9 games, Reuvers is averaging 10.6 ppg and 1.7 bpg. The big man is shooting 45.9% from the field, 42.9% on 3FGs (9-21) and 81.8% (18-22) at the free throw line.
- The senior forward is just 79 points from joining teammates Brad Davison and D'Mitrik Trice in Wisconsin's 1,000-point club.
- Reuvers recently passed Ethan Happ and became Wisconsin's all-time blocks leader.

## UW CAREER BLOCKS LEADERS

Player	Blocks	Seasons
1. <b>Nate Reuvers</b>	<b>159</b>	<b>2017-Pres.</b>
2. Ethan Happ	154	2016-19
3. Frank Kaminsky	153	2012-15
4. Jared Berggren	144	2009-13
5. Rashard Griffith	124	1994-95

- Reuvers posted 58 blocks last year, tied for the 7th-highest single-season mark at UW.



## CHARTING THE BADGERS

### LED UW IN SCORING

	2020-21	Career
Brad Davison	3 (3-0)	22 (17-5)
Nate Reuvers	1 (1-0)	15 (9-6)
D'Mitrik Trice	3 (2-1)	14 (11-3)
Micah Potter	3 (3-0)	6 (5-1)
Aleem Ford	0	2 (1-1)

### LED UW IN REBOUNDING

	2020-21	Career
Nate Reuvers	1 (1-0)	13 (9-4)
Micah Potter	5 (5-0)	12 (10-2)
Aleem Ford	0	9 (9-0)
D'Mitrik Trice	1 (0-1)	9 (5-4)
Brad Davison	0	5 (3-2)
Tyler Wahl	1 (1-0)	3 (2-1)
Jonathan Davis	2 (1-1)	2 (1-1)

### LED UW IN ASSISTS

	2020-21	Career
D'Mitrik Trice	6 (6-0)	49 (33-16)
Brad Davison	3 (2-1)	23 (12-11)
Aleem Ford	0	3 (2-1)
Trevor Anderson	0	2 (1-1)
Micah Potter	2 (2-0)	2 (2-0)
Tyler Wahl	1 (1-0)	2 (2-0)
Nate Reuvers	0	1 (0-1)
Jonathan Davis	1 (1-0)	1 (1-0)

### LED UW IN MINUTES

	2020-21	Career
D'Mitrik Trice	4 (3-1)	39 (24-15)
Brad Davison	3 (3-0)	32 (24-8)
Nate Reuvers	1 (1-0)	6 (2-4)
Aleem Ford	1 (1-0)	6 (4-2)
Micah Potter	1 (1-0)	1 (1-0)

Record in those contests in parentheses

### CHARGES TAKEN

	2020-21	Career
Brad Davison	4	65
D'Mitrik Trice	1	41
Nate Reuvers	1	19
Aleem Ford	1	5
Trevor Anderson	0	4
Tyler Wahl	1	4
Walt McGrory	0	2

### 2020-21 LINEUP RECORD

Trice, Davison, Ford, Reuvers, Potter..... 8-1

### ACTIVE WIN/LOSS STREAKS

Overall	Won 5
Vs. Unranked teams (AP)	Won 3
Vs. Ranked teams (AP)	Won 4
At Home	Won 15
At Home vs. Big Ten	Won 9
At Home vs. ranked Big Ten	Won 2
At Home vs. unranked Big Ten	Won 7
At Home vs. non-conference	Won 21
At Home vs. ranked opp.	Won 3
On Road	Won 1
On Road vs. Big Ten	Won 4
On Road vs. ranked opp.	Won 2
On Road vs. unranked opp.	Lost 1
Neutral	Lost 5
Neutral vs. ranked opp.	Lost 7
Neutral vs. unranked opp.	Lost 3

## BADGERS PUSH FOR CHANGE

Wisconsin student-athletes have an addition to their uniforms across all sports during the 2020-21 season — the school's iconic crest logo with the central "W" changed from its traditional white to black.



An initiative started by Wisconsin's student-athletes of color, the Black Crest is displayed in a show of solidarity between UW's student-athletes and the athletic department as well as minority students across campus. The Black Crest also symbolizes student-athletes' efforts to enhance the campus experience for all students of color by providing additional resources and creating a platform for their voices to be heard.



### Among the initiatives in recent months:

- An on-campus rally for unity and equality organized by student-athletes in September. Senior forward **Aleem Ford**, pictured above, was a key leader of this event.
- Creation of an Equity & Diversity Council made up of alumni that is built to assist with UW Athletics' Diversity and Inclusion Strategic Plan
- Big Ten voter registration initiative featuring educational outreach for all Badgers teams is closing in on 100 percent registration rate across population of 800-plus student-athletes
- Partnering with 100 Black Men of Madison to raise funds for technical solutions to assure 3,000 limited-income families have academic success in the current virtual school setting

## THE KEY'S IN THE 3s

Last season Wisconsin emerged as one of the best shooting teams in the Big Ten and the trend is continuing this season.

- The Badgers are shooting 41.8% from long range this season (3rd Big Ten, 11th NCAA), averaging 9.1 triples per game.
- Each of UW's 5 starters are averaging more than 1 made 3FG per game all 5 have made at least 9 triples this season.
- A total of 11 different Badgers have made a 3-pointer this season and each of UW's top 8 scorers have hit multiple triples.
- Seniors **D'Mitrik Trice**, **Brad Davison** and **Aleem Ford** have all hit 100+ 3FGs. Trice ranks 7th in school history with 199 career triples and Davison is tied for 11th with 176 (charts on page 7).
- Last season, UW ranked 2nd in the Big Ten shooting 36.1% 3FG during conference play.
- UW set a school record in 2019-20 averaging 8.7 3-pointers per game.

### Wisconsin Record Book, 3FGs per game

3FGs/Gm	Season	Pct.
<b>8.7</b>	<b>2019-20</b>	<b>269-764 .352</b>
8.2	2010-11	278-744 .374
7.9	2011-12	285-775 .368
7.8	1993-94	225-609 .369
7.8	2013-14	297-790 .376

- During its 8-game win streak, Wisconsin shot 41.0% from 3FG range (10th in NCAA, tops among major conference teams).  
UW went 86-for-210 from 3. Only 7 teams made more 3s than UW over that span.
- The Badgers were 13-0 last season when the they made 9 or more 3-pointers in a game.
- UW is already 4-0 this season when doing so.
- Individually, UW had 5 players with at least 25 triples last year, tied for most in the B1G. Michigan and Ohio State also had 5 with 25+.

## B1G CHAMPIONSHIP PEDIGREE

- Wisconsin won the program's 19th Big Ten championship last season and first since 2015. Only Purdue (22), Indiana (22) and Ohio State (20) have won more B1G titles.
- The Badgers have won 5 Big Ten titles since 2000, matching Ohio State for the 2nd-most during that span. Only Michigan State (7) has more league titles since 2000.
- UW won 14 Big Ten games for the second-consecutive season, equaling the 3rd-highest single-season total in school history.

### Most Big Ten Wins, Wisconsin History

Wins	Season
1. 16	2007-08
16	2014-15
3. 14	2018-19
<b>14</b>	<b>2019-20</b>

- The Badgers finished last season on an 8-game win streak, UW's longest since winning 8 straight in the 2016-17 season.
- UW has won 12+ B1G games in 10 of last 11 seasons, the most of any Big Ten team.
- Including last season, Wisconsin has finished among the top four of the Big Ten standings in 18 of the last 19 seasons. No other Big Ten team can make that claim.
- Since 2001-02, UW has the most Big Ten wins and best win pct. at 230-103 (.692).

### Big Ten Win Pct., Since 2001-02 (thru 2019-20)

Team	W-L	Pct.
<b>1. Wisconsin</b>	<b>231-103</b>	<b>.692</b>
2. Michigan State	230-104	.689
3. Maryland	73-39	.652
4. Ohio State	208-126	.623
5. Purdue	192-142	.575

- Over the last 15 seasons, UW is 139-26 (.842) in B1G home games (tops in the B1G).

## 2020-21 BIG TEN STANDINGS

Team	Conf.	Overall
Northwestern (RV)	3-0	6-1
Michigan (#19)	2-0	7-0
<b>Wisconsin (#9)</b>	<b>2-0</b>	<b>8-1</b>
Illinois (#18)	3-1	7-3
Rutgers (#11)	2-1	6-1
Purdue (RV)	2-1	7-3
Minnesota (RV)	1-1	8-1
Iowa (#4)	1-1	7-2
Ohio State (#23)	1-2	7-2
Michigan State (#12)	0-2	6-2
Maryland	0-2	5-3
Indiana (RV)	0-2	5-4
Penn State	0-2	3-3
Nebraska	0-2	4-5

RECORDS THRU DEC. 26, 2020

## AP TOP 25 (WEEK 5 - 12/21/20)

Team	Record	Points
1 Gonzaga (61)	4-0	1597
2 Baylor (3)	5-0	1538
3 Kansas	7-1	1426
4 Iowa	6-1	1365
5 Villanova	7-1	1304
6 Houston	5-0	1272
7 West Virginia	7-1	1225
8 Tennessee	4-0	1109
<b>9 Wisconsin</b>	<b>6-1</b>	<b>1051</b>
10 Texas	7-1	1035
11 Rutgers	6-0	878
12 Michigan State	6-1	839
13 Creighton	6-2	773
14 Missouri	5-0	768
15 Texas Tech	6-2	661
16 Virginia	3-1	510
17 North Carolina	5-2	492
18 Illinois	5-3	468
19 Michigan	6-0	367
20 Duke	3-2	352
21 Florida State	4-1	335
22 Xavier	8-0	249
23 Ohio State	6-1	245
24 Virginia Tech	6-1	181
25 Oregon	6-1	167

Others receiving votes: San Diego State 146, Richmond 142, Saint Louis 64, Arkansas 54, Indiana 53, Clemson 28, Florida 20, Georgia 19, Colorado 13, Purdue 9, BYU 9, Louisville 8, Northwestern 7, UCF 6, Minnesota 4, Oklahoma State 3, UCLA 3, LSU 2, Western Kentucky 2, SMU 1.

## TAKING CARE OF THE BALL

- Turning the ball over just 8.3 times per game, Wisconsin ranks 2nd in the country.
- Last season, the Badgers finished 4th in the NCAA averaging 10.0 turnovers per game.
- Dating back to last season, Wisconsin has committed 11 or fewer turnovers in 27 consecutive games. The Badgers haven't had more than 11 turnovers in a game since finishing with 14 vs. Rider on Dec. 31, 2019.
- Individually, **D'Mitrk Trice** has dished out 29 assists to just 10 turnovers (2.9 ast-to-TO ratio) playing a team-high 254 minutes.
  - Last season, Trice tied for second in the B1G with a 2.5 ast-to-TO ratio (131 ast., 53 TOs).
- Along with **Brad Davison**, UW's starting backcourt has 53 assists with just 14 turnovers in 497 combined minutes on the year.
- Since 2001-02, Wisconsin has averaged 10.1 turnovers per game, the nation's lowest mark.
  - UW set the NCAA record (7.40 TOs/game in 2014-15) and holds 3 of the top 4 spots on the NCAA single-season record list TOs/game.

## THE EVOLUTION OF ALEEM FORD

- Wisconsin basketball prides itself on player development. Arguably nobody transformed and stepped up his game more than junior forward **Aleem Ford** did last season for UW.
- During the month of February last season (7 games), Ford averaged 10.9 points, 45.2% 3FG (14-31) and 6.6 rebounds per game.
- Ford entered last season with just 9 career double-digit scoring games, yet he's scored in double figures in 13 of UW's last 18 games dating back to last season.
  - He's scored 9 or more points 7 straight games.

## D-FENSE! D-FENSE! D-FENSE!

- Wisconsin allowed just 62.2 points per game last season, which led the Big Ten and ranked 13th best in the NCAA.
- The Badgers continue to stifle opponents yet again this season, leading the Big Ten again this year allowing just 59.6 points per game.
- UW ranks 4th in the nation in Ken Pomeroy's Adjusted Defensive Efficiency (18th last year), averaging 87.3 points per 100 possessions.
  - In fact, Wisconsin is 1 of 2 teams in the nation ranked top 10 in the Ken Pomeroy Rankings for both offense and defense (#4 Def., #9 Off.), joined only by Baylor (#8 Def., #3 Off.).
- UW has led the B1G in scoring def. 12 of the last 18 seasons, including 3 of 5 under Gard:

## Wisconsin Scoring D (B1G and KenPom Adj.D)

Season	Opp. PPG	B1G Rank	KenPom
<b>2020-21</b>	<b>59.6</b>	<b>1st</b>	<b>4th</b>
2019-20	62.2	1st	18th
2018-19	61.7	2nd	4th
2017-18	66.0	5th	66th
2016-17	62.4	1st	9th
2015-16	63.8	1st	13th

- Wisconsin is tied for 12th in the nation with 44 blocks (4.9 blocks per game) this season.

- **Nate Reuvers** ranks 6th in the Big Ten with 15 blocks in 9 games (avg. 1.7 blocks/game).
- **Tyler Wahl** has 10 blocks; Davis & Ford have 6.
- Wisconsin is limiting opponents to shooting just 37.5% FG and 34.2% 3FG.
- UW is 4-0 this season when holding foes below 60 points (33-6 all-time under Gard).

## SOMETHING FRESH

- Wisconsin brought in one of the nation's top-rated recruiting class in 2020 and the group is quickly proving itself deserving of lofty praise.
- In UW's season-opening win over EIU (11/25), freshmen **Ben Carlson**, **Steven Crowl** and **Jonathan Davis** combined for 23 points, the most by a UW freshman class in an opener since 2010 when Josh Gasser, Ben Brust and Duje Dukan combined for 25 points.
- **Jonathan Davis** has scored 12 points in 2 of UW's last 5 games (at Marquette, vs. Loyola).
- Davis ranks 6th in scoring for Wisconsin, averaging 7.9 ppg; he ranks 2nd with 5.1 rpg.
- For **Ben Carlson**, his 13-point debut marked the most for a freshman in the season opener since 2010 when Gasser scored 21 points.

## CLASS OF 2021 RECRUITING CLASS

Greg Gard announced Nov. 11, 2020 that high school seniors **Chucky Hepburn**, **Chris Hodges** and **Matthew Mors** signed National Letters of Intent to play basketball for the Badgers in the fall of 2021.

- **Chucky Hepburn | G | Bellevue, Neb.**  
ESPN four-star recruit ... 20th-ranked PG in the nation ... 2020 Nebraska Gatorade Player of the Year led Bellevue West to a 21-3 record and the Class A state championship ... 3x All-Metro First-Team honoree (2018, '19, '20) ... First-Team All-Class All-State in 2019, '20 ... averaged 17.7 pts, 6.1 ast, 4.6 reb, & 3.1 stl per game as a junior ... during his sophomore season, took home 2019 First Team Super-State honors, averaging 18.3 pts, 5.1 reb, 5.0 ast & 3.4 stl per game ... garnered Third-Team All-State in 2018 after leading Bellevue West to the state championship game as a freshman.
- **Chris Hodges | F | Schaumburg, Ill.**  
ESPN four-star recruit ... as a junior, named Mid-Suburban League West Player of the Year after leading Schaumburg High School to a 25-7 record, the MSL Championship and advancing to the Regional Finals ... Second-Team Class 4A All-State honors with the Illinois Basketball Coaches Association ... MSL all-conference honoree and all-area selection ... 6-foot-9 power forward averaged 15.5 ppg (69.8% FG), 8.0 rpg & 2.0 bpg last season ... as a sophomore, earned All-Area honors posting 16.0 ppg, 5.2 rpg and 2.0 bpg helping Schaumburg to a regional championship.
- **Matthew Mors | F | Yankton, S.D.**  
Consensus top-150 recruit ... enters his senior season as the rare 4x all-state selection and reigning back-to-back South Dakota Gatorade Player of the Year ... joined Yankton varsity team as a 7th grader and helped the Bucks to the 2016 state championship ... 2020 South Dakota Basketball Coaches Association Class

# WISCONSIN BASKETBALL RECORD BOOK WATCH

## SCHOOL RECORDS – CAREER

### POINTS

23.	1,223	Kammron Taylor	2004-07
24.	1,215	Joe Franklin	1966-68
25.	1,200	Dale Koehler	1973-76
26.	1,180	Dick Cable	1952-55
27.	1,171	Joe Chernelich	1977-80
28.	1,170	Jason Bohannon	2007-10
29.	1,169	Don Rehfeldt	1945-50
30.	1,165	Leon Howard	1971-73
31.	1,156	Scott Roth	1982-85
32.	<b>1,153</b>	<b>Brad Davison</b>	<b>2018-present</b>
33.	1,148	Ben Brust	2011-14
34.	1,147	James Johnson	1967-69
35.	<b>1,117</b>	<b>D'Mitrik Trice</b>	<b>2017-present</b>
36.	1,115	Brian Butch	2005-08
37.	1,114	Marcus Landry	2006-09

-- **921** **Nate Reuvers** **2018-present**

### 3-POINT FIELD GOALS

1.	270	Bronson Koenig	2014-17
2.	235	Ben Brust	2011-14
3.	227	Tim Locum	1988-91
4.	217	Kirk Penney	2000-03
5.	213	Michael Finley	1992-95
6.	212	Jason Bohannon	2007-10
7.	<b>199</b>	<b>D'Mitrik Trice</b>	<b>2017-present</b>
8.	193	Trent Jackson	1986-89
9.	187	Devin Harris	2002-04
10.	180	Jordan Taylor	2009-12
11.	<b>176</b>	<b>Brad Davison</b>	<b>2018-present</b>
12.	175	Trévon Hughes	2007-10
13.	167	Tracy Webster	1992-94
14.	166	Sean Mason	1995-99
15.	163	Kammron Taylor	2004-07
16.	162	Andy Kilbride	1992-95
17.	157	Josh Gasser	2011-15
18.	142	Sam Dekker	2013-15
19.	140	Brevin Pritzl	2016-20
20.	120	Jon Bryant	1999-00

-- **118** **Aleem Ford** **2018-present**

### 3-POINT FIELD GOAL ATTEMPTS

1.	695	Bronson Koenig	2014-17
2.	631	Michael Finley	1992-95
3.	606	Ben Brust	2011-14
4.	561	Kirk Penney	2000-03
5.	559	Jason Bohannon	2007-10
6.	<b>516</b>	<b>D'Mitrik Trice</b>	<b>2017-present</b>
7.	499	Devin Harris	2002-04
8.	<b>488</b>	<b>Brad Davison</b>	<b>2018-present</b>
9.	487	Trévon Hughes	2007-10
10.	484	Jordan Taylor	2009-12

### ASSISTS

1.	501	Tracy Webster	1992-94
2.	464	Jordan Taylor	2009-12
3.	423	Ethan Happ	2016-19
4.	388	Mike Heineman	1984-87
5.	371	Michael Finley	1992-95
6.	344	Mike Kelley	1998-01
7.	<b>336</b>	<b>D'Mitrik Trice</b>	<b>2016-present</b>
8.	335	Tom Molaski	1986-89
9.	319	Nigel Hayes	2014-17
10.	311	Mark Vershaw	1998-01

### BLOCKS

1.	<b>159</b>	<b>Nate Reuvers</b>	<b>2018-present</b>
2.	154	Ethan Happ	2016-19
3.	153	Frank Kaminsky	2012-15
4.	144	Jared Berggren	2009-13
5.	124	Rashard Griffith	1994-95

### STEALS

10.	133	Hennssy Auriantal	1996-99
	133	Nigel Hayes	2014-17
12.	131	Claude Gregory	1978-81
13.	113	Wes Matthews	1978-80
14.	111	Ty Calderwood	1997-99
15.	110	Tom Molaski	1986-89
	110	Zak Showalter	2013-17
17.	<b>109</b>	<b>Brad Davison</b>	<b>2018-present</b>
18.	104	Alando Tucker	2003-07
19.	102	Rick Olson	1983-86
	102	Jordan Taylor	2009-12

### FREE THROW PCT. (MIN. 175 FTAS)

1.	.870	Rick Olson (260-299)	1983-86
2.	.856	Tim Locum (166-194)	1988-91
3.	.848	Jason Bohannon (228-269)	2007-10
4.	.837	Josh Gasser (292-349)	2011-15
5.	<b>.829</b>	<b>Brad Davison (261-315)</b>	<b>2018-present</b>
6.	.817	Wes Matthews (273-334)	1978-80
7.	.814	Bronson Koenig (193-237)	2014-17
8.	.804	Mike Carlin (172-214)	1966-68
9.	.801	Dick Miller (246-307)	1954-56
10.	.795	Kammron Taylor (310-390)	2004-07

### ASSIST-TO-TURNOVER RATIO (min. 100 assists)

1.	3.01 (464-154)	Jordan Taylor	2009-12
2.	2.57 (344-134)	Mike Kelley	1998-01
3.	2.25 (284-126)	Josh Gasser	2011-15
4.	<b>2.13 (336-158)</b>	<b>D'Mitrik Trice</b>	<b>2017-present</b>
5.	2.08 (250-120)	Travon Davis	1999-02
6.	2.03 (388-191)	Mike Heineman	1984-87
7.	1.92 (296-154)	Bronson Koenig	2014-17
8.	1.90 (501-263)	Tracy Webster	1992-94
9.	1.86 (335-180)	Tom Molaski	1986-89
10.	1.79 (138-77)	Boo Wade	2003-04

### GAMES STARTED

1.	144	Josh Gasser	2011-15
2.	139	Ethan Happ	2016-19
3.	126	Alando Tucker	2003-07
4.	116	Mike Kelley	1998-01
5.	112	Rick Olson	1983-86
	112	Michael Finley	1992-95
	112	Nigel Hayes	2014-17
8.	109	Andy Kowske	1998-01
	109	Danny Jones	1987-90
10.	108	Joe Chernelich	1977-80
11.	<b>102</b>	<b>Brad Davison</b>	<b>2017-present</b>
12.	100	Trévon Hughes	2007-10

### MINUTES PLAYED

10.	3,759	Jason Bohannon	2007-10
11.	3,712	Mike Kelley	1998-01
12.	3,623	Danny Jones	1987-90
13.	3,466	Mark Vershaw	1998-01
14.	3,438	Trevon Hughes	2007-10
15.	3,416	Kirk Penney	2000-03
16.	3,410	Claude Gregory	1978-81
17.	3,392	Larry Petty	1978-81
18.	3,356	Devin Harris	2002-04
19.	<b>3,293</b>	<b>Brad Davison</b>	<b>2017-present</b>
20.	3,118	Andy Kowske	1998-01

### COACHING WINS, OVERALL

1.	364-130 (.737)	Bo Ryan (2002-15)
2.	265-267 (.498)	Harold Foster (1935-59)
3.	246-99 (.712)	Walter Meanwell (1912-17, '21-34)
4.	128-165 (.437)	Steve Yoder (1983-92)
5.	<b>109-58 (.653)</b>	<b>Greg Gard (2016-present)</b>
6.	100-114 (.467)	John Erickson (1960-68)
7.	94-68 (.580)	Dick Bennett (1996-00)
8.	88-108 (.449)	John Powless (1969-76)
9.	63-101 (.384)	Bill Cofield (1977-82)
10.	43-15 (.741)	Emmett Angell (1905-08)

### COACHING WINS, BIG TEN

1.	172-68 (.717)	Bo Ryan (2002-15)
2.	158-80 (.660)	Walter Meanwell (1912-17, '21-34)
3.	143-182 (.440)	Harold Foster (1935-59)
4.	<b>61-35 (.635)</b>	<b>Greg Gard (2016-present)</b>
5.	52-74 (.413)	John Erickson (1960-68)

## SCHOOL RECORDS – SINGLE GAME

### 3-POINT FIELD GOALS

1.	8	Bronson Koenig vs. Va. Tech	3/16/17
	<b>8</b>	<b>Brad Davison at Nebraska</b>	<b>2/15/20</b>
3.	7	Trent Jackson at Ohio State	1/17/87
	7	Tim Locum vs. Butler	12/5/87
	7	Tim Locum vs. Rollins	12/15/89
	7	Larry Hisle vs. UT-Arlington	12/22/90
	7	Michael Finley at Michigan	1/29/94
	7	Tracy Webster vs. Missouri	3/19/94
	7	Michael Finley at E. Michigan	12/10/94
	7	Jon Bryant vs. Fresno State	3/16/00
	7	Keaton Nankivil at Purdue	1/28/10
	7	Jason Bohannon vs. Indiana	2/13/10
	7	Jordan Taylor at Indiana	3/3/11
	7	Ben Brust vs. BYU	11/26/11
	7	Ben Brust vs. UNLV	12/10/11
	7	Rob Wilson vs. Indiana	3/10/12
	<b>7</b>	<b>D'Mitrik Trice vs. Oklahoma</b>	<b>11/22/18</b>

### BLOCKS

1.	9	Brad Sellers vs. Toledo	11/29/82
	<b>9</b>	<b>Nate Reuvers vs. Stanford</b>	<b>11/21/18</b>
3.	8	Kim Hughes vs. Rollins	12/1/73
4.	7	Brad Sellers vs. Minnesota	1/21/82
	7	Brad Sellers vs. Ball State	12/8/82
	7	Jared Berggren vs. Montana	3/15/12
	7	Jared Berggren vs. Iowa	2/6/13
	7	Frank Kaminsky vs. Green Bay	11/19/14



## QUICK FACTS

University of Wisconsin  
Madison, WI 53711



Founded	1848
Enrollment	42,041
Nickname	Badgers
School Colors	Cardinal and White
Affiliation	NCAA Division I
Conference	Big Ten
Chancellor	Rebecca Blank
Director of Athletics	Barry Alvarez
Website	UWBadgers.com
Twitter	@BadgerMBB
Instagram	badgermbb
Facebook	/WisconsinMensBasketball

## HEAD COACH - GREG GARD

Seasons	6th at Wisconsin / 6th overall
Overall Record	109-58 (.653)
Record at Wisconsin	109-58 (.653)
Big Ten Record	61-35 (.635)
NCAA Tourn. Record	4-3 (.571) / 3 Appearances

## KOHL CENTER

Opened	Jan. 17, 1998
Capacity	17,287
Student Section	AreaRED
Record at Kohl Center	319-52 (.860)
Gard record at Kohl Center	68-15 (.819)

## ALL-TIME RECORD

121st season of Wisconsin Basketball
Years: 1898 to present
Overall Record: 1,644-1,220 (.574)
NCAA Tournament Record: 38-23 (.633)
Big Ten Tournament Record: 25-19 (.568)

## BIG TEN CHAMPIONSHIPS (19)

**Titles:** 1907, 1908, 1912, 1913, 1914, 1916  
1918, 1921, 1923, 1924, 1929, 1935, 1941  
1947, 2002, 2003, 2008, 2015, 2020

## BIG TEN TOURNAMENT TITLES (3)

**Titles:** 2004, 2008, 2015

## NCAA TOURNAMENT HISTORY

**Appearances (24):** 1941, 1947, 1994, 1997, 1999  
2000, 2001, 2002, 2003, 2004, 2005, 2006, 2007  
2008, 2009, 2010, 2011, 2012, 2013, 2014, 2015  
2016, 2017, 2019  
**National Championship:** 1941  
**Final Four (4):** 1941, 2000, 2014, 2015  
**Elite Eight (6):** 1941, 1947, 2000, 2005, 2014, 2015  
**Sweet 16 (11):** 1941, 2000, 2003, 2005, 2008  
2011, 2012, 2014, 2015, 2016, 2017

## WISCONSIN BASKETBALL ROSTER 2020-21




**0 D'MITRIK TRICE**  
G, Gr.-Sr., 6-0, 184  
Huber Heights, Ohio



**1 JONATHAN DAVIS**  
G, Fr., 6-5, 196  
La Crosse, Wis.




**2 ALEEM FORD**  
F, Gr.-Sr., 6-8, 217  
Lawrenceville, Ga.




**3 WALT MCGRORY**  
G, Sr., 6-3, 205  
Minneapolis, Minn.




**4 CARTER HIGGINBOTTOM**  
G, R-So., 6-0, 188  
Chicago, Ill.



**5 TYLER WAHL**  
F, So., 6-9, 220  
Lakeville, Minn.



**11 MICAH POTTER**  
F, G-Sr., 6-10, 248  
Mentor, Ohio



**12 TREVOR ANDERSON**  
G, Gr.-Sr., 6-3, 195  
Stevens Point, Wis.



**13 JUSTIN TAPHORN**  
G, Sr., 6-5, 198  
Pekin, Ill.



**14 CARTER GILMORE**  
F, Fr., 6-7, 215  
Hartland, Wis.



**20 BEN CARLSON**  
F, Fr., 6-9, 218  
Woodbury, Minn.



**22 STEVEN CROWL**  
F, Fr., 7-0, 217  
Eagan, Minn.



**24 JORDAN DAVIS**  
G, Fr., 6-4, 202  
La Crosse, Wis.



**32 JOE HEDSTROM**  
C, R-Fr., 7-0, 240  
Hopkins, Minn.



**34 BRAD DAVISON**  
G, Jr., 6-4, 2-6  
Maple Grove, Minn.



**35 NATE REUVERS**  
F, Jr., 6-11, 235  
Lakeville, Minn.



**GREG GARD**  
Head Coach  
6th season at UW



**JOE KRABBHOF**  
Assistant Coach  
5th season at UW



**DEAN OLIVER**  
Assistant Coach  
4th season at UW



**ALANDO TUCKER**  
Interim Assistant Coach  
2nd season at UW

WISCONSIN BADGERS	POS	HT	WT	YR/ELIG	HOMETOWN (HS/LAST SCHOOL)
0 D'Mitrik Trice***	G	6-0	184	Gr./R-Sr.	Huber Heights, Ohio (Wayne/IMG Academy)
1 Jonathan Davis	G	6-5	196	Fr./Fr.	La Crosse, Wis. (Central)
2 Aleem Ford***	F	6-8	217	Gr./R-Sr.	Lawrenceville, Ga. (Archer/IMG Academy)
3 Walt McGrory***	G	6-3	205	Sr./Sr.	Minneapolis, Minn. (Edina)
4 Carter Higginbottom*	G	6-0	188	Jr./R-So.	Chicago, Ill. (St. Ignatius)
5 Tyler Wahl*	F	6-9	220	So./So.	Lakeville, Minn. (North)
11 Micah Potter*	F	6-10	248	Gr./R-Sr.	Mentor, Ohio (Monteverde Acad./Ohio State)
12 Trevor Anderson**	G	6-3	195	Gr./R-Sr.	Stevens Point, Wis. (HS/Green Bay)
13 Justin Taphorn	G	6-5	198	Fr./Fr.	Pekin, Ill. (Pekin)
14 Carter Gilmore	F	6-7	215	Fr./Fr.	Hartland, Wis. (Arrowhead)
20 Ben Carlson	F	6-9	218	Fr./Fr.	Woodbury, Minn. (East Ridge)
22 Steven Crowl	F	7-0	217	Fr./Fr.	Eagan, Minn. (Eastview)
24 Jordan Davis	G	6-4	202	Fr./Fr.	La Crosse, Wis. (Central)
32 Joe Hedstrom*	C	7-0	247	Jr./R-So.	Hopkins, Minn. (HS)
34 Brad Davison***	G	6-4	202	Sr./Sr.	Maple Grove, Minn. (HS)
35 Nate Reuvers***	F	6-11	235	Sr./Sr.	Lakeville, Minn. (North)

\* letters earned at UW | Gr. - Graduate school student

**Head Coach:** Greg Gard (6th)  
**Assistant Coaches:** Joe Krabbenhoft (5th),  
Dean Oliver (4th), Alando Tucker (interim, 2nd)  
**Dir. of Basketball Operations:** Marc VandeWettering

**Head Athletic Trainer:** Henry Perez-Guerra  
**Video Director:** A.J. Van Handel  
**Asst. Dir. of Basketball Operations:** Kyle Blackburn

## WISCONSIN PRONUNCIATION GUIDE)

Steven Crowl	rhymes with foul	Carter Gilmore	GILL-more	Nate Reuvers	REE-vers
Brad Davison	DAVE-eh-son	Joe Hedstrom	HEAD-strum	D'Mitrik Trice	Duh-MEE-trick
Aleem Ford	uh-LEEM	Walt McGrory	muh-GRORE-ee	Tyler Wahl	WALL





## THE GARD FILE

### ■ Career Record (6th Season): 109-58 (.653)

- Record at Wisconsin (6th Season): 109-58 (.653)
- Big Ten Record (6th Season): 61-35 (.635)
- NCAA Tournament Appearances/Record: 3 / 4-3 (.572)
- Hometown: Cobb, Wis.
- Alma Mater: UW-Platteville, 1995 (Physical & Health Ed)  
Master's Degree: UW-Platteville, 2007 (Counselor Ed)
- Family: Wife Michelle  
Daughters, Mackenzie and Peyton; Son, Isaac

## COACHING EXPERIENCE

Position	School	Years
Assistant Coach	Southwestern (Wis.) HS	1990-93
Assistant Coach	Platteville (Wis.) HS	1993-94
Assistant Coach	UW-Platteville	1993-99
Assistant Coach	UW-Milwaukee	1999-01
Assoc. Head Coach	Wisconsin	2001-15
Head Coach	Wisconsin	2015-Present

## CAREER HIGHLIGHTS

Date	Highlight
Dec. 15, 2015	Assumes role of interim head coach upon the retirement of Bo Ryan
Dec. 23, 2015	First career win, 84-79, vs. Green Bay
Jan. 2, 2016	First Big Ten win, 79-57, vs. Rutgers
Jan. 17, 2016	First ranked win, 77-76, vs. #4 MSU
Jan. 26, 2016	UW claims 82-79 overtime win over eventual Big Ten champion #19 Indiana
Feb. 13, 2016	First road win over ranked team, 70-57, at #2 Maryland
March 7, 2016	Officially named Wisconsin head coach
March 18, 2016	First NCAA tournament win, 47-43, against 10th-seeded Pittsburgh
April 4, 2016	Jim Phelan National Coach of the Year
March 18, 2017	Leads UW to its fourth-ever win over No. 1 team in the nation with a 65-62 victory over top-seeded Villanova in NCAA tournament second round
Feb. 15, 2018	Badgers tally sixth top-10 win in three seasons under Gard (#6 Purdue, 57-53)
Jan. 19, 2019	UW earns fourth win over top-5 team under Gard (#2 Michigan, 64-54)
Jan. 3, 2020	UW wins at #5 Ohio State, 61-47

A coaching veteran of 30 years, Greg Gard will enter his sixth season atop the Wisconsin men's basketball program in 2020-21 after proving himself as one of the best head coaches in the Big Ten. Gard earned 2020 Big Ten Coach of the Year honors after leading the Badgers to the regular season conference championship last season.

Wisconsin's incredible postseason success hasn't wavered on Gard's watch either, participating in the NCAA tournament in three of his first four seasons and earning the Big Ten's automatic qualifier status in the canceled 2020 Big Dance. Gard's postseason ledger includes a pair of Sweet 16 appearances in each of his first two seasons at the helm.

In just five seasons as head coach, Gard has posted a record of 101-57, becoming the second-fastest (157 games) Wisconsin coach to 100 overall wins in the NCAA tournament era. He has also guided the Badgers to a conference record of 59-35, and his .628 conference win percentage ranks sixth among Big Ten coaches of the last 40 years.

After initially taking over on an interim basis midway through the 2015-16 season, Gard would go on to win the Jim Phelan National Coach of the Year Award that season and was officially named head coach of the Badgers on March 7, 2016. Through five seasons, Gard has already risen to fifth on the school's all-time wins list and owns the third-best win percentage at UW.

Gard's most recent season leading the Badgers might have been his best. After opening the season 5-5 overall and then 5-5 in the Big Ten, Wisconsin won nine of its last 10 games, including its final eight games of the season to win a share of the 2020 conference title and claim the No. 1 seed for the later canceled Big Ten tournament. During that run, UW knocked off No. 14 Michigan State, won at No. 19 Michigan and closed the season with a win at Indiana to clinch the title.

In his inaugural season as head coach, Gard led the Badgers to the 2016 NCAA Tournament Sweet 16, becoming just the second-ever first-year coach to win the Jim Phelan National Coach of the Year award. He followed that up by leading UW to the fifth-highest single-season win total in school history (27-10) and making a second-consecutive visit to the Sweet 16.

Gard is just the third coach in the last 20 years to pilot his team to the Sweet 16 in each of his first two seasons, joining UCLA's Steve Lavin (1996-97) and Gonzaga's Mark Few (2000-01).

Gard's Badgers would follow that up with another

12-6 conference campaign in 2017, finishing second in both the regular season and the Big Ten tournament. Wisconsin would cap off its 27-win season with a signature win in the NCAA tournament, knocking off the nation's No. 1 team Villanova, 65-62, to advance to the Sweet 16.

In 2018-19, Gard piloted the Badgers back to the Big Dance, posting a 23-11 overall record. Wisconsin also boasted a mark of 14-6 in Big Ten play, winning 14 conference games for just the 3rd time in school history, joining 16-win seasons in 2008 and 2015.

In 19 total seasons on the Badgers' bench, Gard has seen the Badgers finish lower than fourth in the Big Ten standings just once while amassing a combined mark of 231-103 (.692) in league play.

During his tenure as head coach, Gard has helped a pair of players reach first-team All-Big Ten status: Nigel Hayes earned the nod in 2016 and third-team All-American Ethan Happ received the distinction in both 2017, 2018 and 2019.

Long considered one of the top assistant coaches in the game, Gard served as an assistant at Wisconsin for 14-plus seasons, including the final seven as the associate head coach. During that time, Gard served as the Badgers' recruiting coordinator in addition to on-floor coaching duties, opponent scouting and game preparation, and the constructing of future game schedules. He was also the director of the Badger Boys Basketball Summer Camps.

Gard helped guide the Badgers to back-to-back Final Fours in 2014 and 2015, and in 2015 UW reached its first national championship game since 1941. UW shattered the school's single-season wins record (36) in 2015, becoming one of just 10 teams with at least 36 wins in DI history. In 2014, UW finished 30-8 and won at least 30 games for just the third time in school history.

In fact, Gard has been on the bench for each of the top 13 winningest seasons at Wisconsin.

Prior to coming to Wisconsin in 2001, Gard spent the previous two seasons as Ryan's assistant at UW-Milwaukee. Previously, Gard served as an assistant coach to Ryan at UW-Platteville from 1993-99. During Gard's years on the Pioneer staff, UW-Platteville compiled a 161-13 (.925) record and won three NCAA Division III titles, five straight Wisconsin Intercollegiate Athletic Conference (WIAC) championships and appeared in six consecutive NCAA tournaments.

## GARD YEAR-BY-YEAR

Year	School	Record	Pct.	Conf.	Record	Place	Postseason
2015-16	Wisconsin	15-8	.652	Big Ten	12-6	T-3rd	NCAA Sweet 16
2016-17	Wisconsin	27-10	.730	Big Ten	12-6	T-2nd	NCAA Sweet 16
2017-18	Wisconsin	15-18	.455	Big Ten	7-11	9th	--
2018-19	Wisconsin	23-11	.676	Big Ten	14-6	4th	NCAA First Round
2019-20	Wisconsin	21-10	.677	Big Ten	14-6	T-1st	--
2020-21	Wisconsin	8-1	.889	Big Ten	2-0	--	--
<b>Totals (6 seasons)</b>		<b>109-58</b>	<b>(.653)</b>		<b>61-35</b>	<b>(.635)</b>	<b>3 NCAA appearances</b>

## GARD vs. DIVISION I TEAMS

Team	Home	Away	Neut.	Total
Arkansas-Pine Bluff	1-0	0-0	0-0	1-0
Baylor	0-0	0-0	0-1	0-1
Central Arkansas	1-0	0-0	0-0	1-0
Chicago State	2-0	0-0	0-0	2-0
Coppin State	1-0	0-0	0-0	1-0
Creighton	0-0	0-1	0-0	0-1
Eastern Illinois	2-0	0-0	0-0	2-0
Florida	0-0	0-0	0-1	0-1
Florida A&M	1-0	0-0	0-0	1-0
Georgetown	0-0	0-0	1-0	1-0
Grambling State	1-0	0-0	0-0	1-0
Green Bay	5-0	0-0	0-0	5-0
Houston Baptist	1-0	0-0	0-0	1-0
Idaho State	1-0	0-0	0-0	1-0
Illinois	3-1	4-0	0-0	7-1
Indiana	4-0	2-2	1-0	7-2
Iowa	1-1	2-2	0-0	3-3
Louisville	1-0	0-0	0-0	1-0
Loyola	1-0	0-0	0-0	1-0
Marquette	1-1	1-2	0-0	2-3
Maryland	3-1	1-2	1-0	5-3
UMass Lowell	1-0	0-0	0-0	1-0
McNeese State	1-0	0-0	0-0	1-0
Michigan	3-1	1-2	0-1	4-4
Michigan State	2-2	1-4	0-2	3-8
Milwaukee	2-0	0-0	0-0	2-0
Minnesota	3-1	3-1	0-0	6-2
Nebraska	3-1	3-1	1-1	7-3
New Mexico	0-0	0-0	0-1	0-1
North Carolina	0-0	0-0	0-1	0-1
North Carolina State	1-0	0-1	0-0	1-1
Northwestern	2-2	2-1	1-0	5-3
Notre Dame	0-0	0-0	0-1	0-1
Ohio State	3-1	2-1	0-0	5-2
Oklahoma	1-0	0-0	1-0	2-0
Oregon	0-0	0-0	0-1	0-1
Penn State	2-0	4-0	0-0	6-0
Pittsburgh	0-0	0-0	1-0	1-0
Prairie View A&M	1-0	0-0	0-0	1-0
Purdue	2-2	0-4	0-0	2-6
Rhode Island	1-0	0-0	0-0	1-0
Rider	1-0	0-0	0-0	1-0
Richmond	0-0	0-0	0-1	0-1
Rutgers	4-0	0-2	1-0	5-2
Saint Mary's	0-0	0-0	0-1	0-1
Savannah State	1-0	0-0	0-0	1-0
South Carolina State	1-0	0-0	0-0	1-0
Stanford	0-0	0-0	1-0	1-0
Syracuse	1-0	0-0	0-0	1-0
Temple	0-0	0-1	0-0	0-1
Tennessee	0-0	1-0	1-0	2-0
UCLA	0-0	0-0	0-1	0-1
Villanova	0-0	0-0	1-0	1-0
Virginia	0-0	0-1	0-1	0-2
Virginia Tech	0-0	0-0	1-0	1-0
Western Kentucky	1-0	0-1	0-0	1-1
Xavier	0-1	1-0	1-0	2-1
Yale	1-0	0-0	0-0	1-0
<b>Total</b>	<b>68-15</b>	<b>28-29</b>	<b>13-14</b>	<b>109-58</b>

# HOME SWEET HOME

The Badgers are VERY good at the Kohl Center



## WISCONSIN AT HOME SINCE 2001-02

<b>281-39 (.878)</b>	Overall Home Record
<b>140-26 (.843)</b>	vs. Big Ten teams
<b>141-13 (.916)</b>	vs. non-conference teams
<b>104-12 (.897)</b>	vs. unranked Big Ten teams
<b>45-18 (.714)</b>	vs. teams ranked in the AP top 25
<b>33-5 (.868)</b>	vs. in-state teams
<b>Undefeated</b>	vs. IND (14-0), PSU (14-0)
<b>One-loss</b>	vs. NEB (5-1), MARY (3-1)
<b>Two-loss</b>	vs. MINN (13-2), MICH (13-2), IOWA (12-2)

## NCAA'S TOUGHEST VENUES

Since the Kohl Center opened in 1998, Wisconsin has been nearly unbeatable on its home floor. In fact, among active venues, the Kohl Center is among the toughest for road teams to come in and steal a win.

Team	Record	Pct.
1. Gonzaga (McCarthy Center) . . . . .	216-15	.935
2. Kentucky (Rupp Arena) . . . . .	610-72	.894
3. Oregon (Matthew Knight Arena) . . . . .	156-20	.886
4. Kansas (Allen Fieldhouse) . . . . .	802-114	.876
Michigan State (Breslin Center) . . . . .	424-62	.872
6. Belmont (Curb Events Center) . . . . .	197-29	.872
7. Louisville (KFC Yum! Center) . . . . .	166-26	.865
8. UCLA (Pauley Pavilion) . . . . .	763-126	.858
<b>9. Wisconsin (Kohl Center) . . . . .</b>	<b>315-52</b>	<b>.858</b>
10. Xavier (Cintas Center) . . . . .	273-46	.856

(games through Dec. 1, 2020)

## STREAKING

Of the 9 longest home streaks in school history, 5 have come in the last 18 seasons, including a record 38-game home win streak from 2002 to 2005.

No.	Began	Ended
<b>38</b>	<b>12/7/2002 (UNLV)</b>	<b>1/25/2005 (ILL)</b>
33	3/8/1911 (NW)	1/23/1915 (Chic.)
<b>28</b>	<b>2/8/2006 (IND)</b>	<b>12/8/2007 (Marq.)</b>
24	1/14/1929 (IND)	2/14/1931 (MIN)
<b>23</b>	<b>2/13/2010 (IND)</b>	<b>12/3/2011 (Marq.)</b>
<b>19</b>	<b>1/17/2016 (MSU)</b>	<b>2/12/2017 (NW)</b>
18	2/27/1909 (PUR)	3/1/1911 (MIN)
18	2/19/1915 (PUR)	1/26/1917 (Chic.)
<b>18</b>	<b>2/5/2009 (ILL)</b>	<b>2/9/2010 (ILL)</b>

- Since the 2001-02 season when **Greg Gard** first joined staff, Wisconsin has compiled a 281-39 (.878) record at the Kohl Center.
- Over the last 15 seasons, UW is 140-26 (.843) in Big Ten home games, the best mark in the conference.
- Over the last 15 seasons, 210 of the Badgers' 281 home wins have come by at least 10 points (74.7 percent).
- Wisconsin has trailed at halftime in only 66 of 320 home games since 2001-02. UW has come back to win 40 of those 66 games (60.6 percent).
- In 2019-20, the Badgers led the Big Ten and ranked 6th nationally in attendance, selling out nearly every game (16,912 per game). UW has led the Big Ten in attendance 14 of the last 18 seasons and finished among the nation's top 7 in each of the last 20 years.

## BIG KOHL CENTER WINS

Most memorable home wins since opening in 1998:

**Jan. 17, 1998 - UW 56, Northwestern 33**

First-ever game in the Kohl Center

**Dec. 1, 2001 - UW 70, UW-Green Bay 57**

Bo Ryan's first victory at the Kohl Center

**Dec. 22, 2001 - UW 86, #14 MU 63**

Kirk Penney scores 33 points in UW's first win over a ranked team under Bo Ryan

**Jan. 5, 2002 - UW 72, #7 Illinois 66**

Ryan's first win over a top-10 team at UW

**Feb. 27, 2002 - UW 74, Michigan 54**

UW clinches share of first Big Ten title since '47

**Dec. 7, 2002 - UW 91, UNLV 74**

UW begins school-record 38-game home win streak - Alando Tucker 24 points, 18 rebounds

**March 5, 2003 - UW 60, #14 Illinois 59**

Devin Harris makes 1-of-2 FTs with 0.4 seconds left to clinch outright Big Ten title

**Dec. 23, 2004 - UW 85, UNC Green. 53**

UW wins school-record 34th-straight home game

**Jan. 16, 2005 - UW 62, #15 Mich. St. 59**

Wisconsin overcomes 8-point deficit with 1:58 remaining to win its 38th-straight home game

**Feb. 9, 2005 - UW 72, Iowa 69**

UW overcomes a 13-point deficit with 12:27 remaining

**March 1, 2005 - UW 62, Indiana 60**

Alando Tucker scores putback as time expires

**Feb. 15, 2006 - UW 78, #12 Ohio St. 73**

UW overcomes a nine-point halftime deficit to beat No. 12 Ohio State

**Dec. 16, 2006 - UW 89, #2 Pitt 75**

Alando Tucker and Brian Butch combine for 59 pts

**Jan. 9, 2007 - UW 72, #5 Ohio St. 69**

Badgers win the first matchup in school history of top-five teams

**March 3, 2007 - UW 52, Michigan St. 50**

Kammron Taylor wins it on 3fg with 3.9 seconds left

**Dec. 2, 2009 - UW 73, #6 Duke 69**

Trevon Hughes scores 26 as UW's win clinches Big Ten's first Big Ten/ACC title

**Jan. 9, 2010 - UW 73, #4 Purdue 66**

Jordan Taylor (23) and Jason Bohannon (20) help end Purdue's undefeated season

**Feb. 2, 2010 - UW 67, #5 Michigan State 49**

Badgers end MSU's 9-0 Big Ten start

**Feb. 12, 2011 - UW 71, #1 Ohio State 67**

Stopped OSU's 24-0 start and UW's first win over AP No. 1 since 1962

**Feb. 9, 2013 - UW 65, #2 Michigan 62 (OT)**

Ben Brust's half-court buzzer-beater sends game to overtime where UW wins

**Nov. 19, 2013 - UW 103, North Dakota 85**

UW's first 100-point game since '95, Frank Kaminsky scores UW record 43 points

**Feb. 9, 2014 - UW 60, #8 Michigan State 58**

Treavon Jackson hits game-winning jumper with 2.1 seconds left in Bo Ryan's 150th Big Ten win

**March 1, 2015 - #6 UW 68, Michigan State 61**

UW claims 18th Big Ten championship and the 4th under Bo Ryan as Frank Kaminsky scores 31

**Dec. 23, 2015 - UW 84, Green Bay 79**

Greg Gard's first win as interim head coach

**Jan. 17, 2016 - UW 77, #4 Michigan State 76**

Gard's first ranked win, Koenig/Hayes total 52 pts

**Feb. 15, 2018 - UW 57, #6 Purdue 53**

Ethan Happ tallies 21 pts and 12 reb as Badgers raise Frank Kaminsky's No. 44 into rafters

**Jan. 19, 2019 - UW 64, #2 Michigan 54**

UW knocks off 17-0 Michigan behind 26 points, 10 rebounds and 7 assists from Ethan Happ

**Feb. 1, 2020 - UW 64, #14 Michigan State 63**

UW wins first game over MSU since 2016

**Dec. 19, 2020 - UW 85, #23 Louisville 48**

UW's largest-ever win over a top-25 team

0 | D'MITRIK TRICE

R-Senior | Guard | 6-0 | 184  
Huber Heights, Ohio | IMG Academy (Fla.)



Twitter: @DMitrikTrice22 | Instagram: dmitrik\_trice0

INDIVIDUAL BENCHMARKS

	SEASON	CAREER
GP/GS	9/9	121/86
10+ POINTS:	5	47
20+ POINTS:	1	8
30+ POINTS:	1	1
3+ 3-PTERS MADE:	4	29
3+ ASSISTS:	5	62
LED UW IN PTS:	3	14
LED UW IN AST:	6	49

GET TO KNOW D'MITRIK

Trice has had a big impact at Wisconsin since stepping onto campus in 2016. Having played in over 120 games, including over 85 career starts, Trice is the most experienced Badger on the roster. A Third-Team All-Big Ten honoree last season, Trice rounded out his game and set new career highs in points, rebounds, assists, blocks and steals while starting all 31 games at point guard.

CAREER

- Currently ranks 4th in school history with a career 2.13 assist-to-turnover ratio (336 assists, 158 TOs).
- Ranks 8th in school history with 334 career assists.
- Ranks 7th in school history with 199 career 3FG.
- Scored his 1,000th career point in UW's Big Ten title-clinching win at Indiana (3/7/20). Became the first player in school history to amass 1,000 pts, 300 reb & 300 ast by his junior season.
- Became just the fifth true freshman to start a game at Wisconsin since 2000, joining Devin Harris, Alando Tucker, Josh Gasser & Sam Dekker.

HONORS

- 2021 Bob Cousy Point Guard of the Year candidate
- 2020 Third-Team All-Big Ten
- 2019 All-Big Ten Honorable Mention
- Big Ten Player of the Week (Dec. 23, 2019)
- 3x Academic All-Big Ten (2018, '19, '20)

TOP SEASON PERFORMANCES

- **@ #12 MICHIGAN ST (12/25/20):** Scored a season-high 29 points (4-7 3FG), including a career day at the free throw line (11-15 FT).
- **LOYOLA (12/15/20):** Led UW with 17 points, while also tallying 2 assists and 0 turnovers in 32 minutes.
- **@ MARQUETTE (12/4/20):** Team-high 17 points (6-14 FG, 3-5 3FG), plus 6 rebounds and 2 assists.

SEASON HIGHS

POINTS: 29 at Michigan State (12/25/20)  
FIELD GOALS: 7 at Michigan State (12/25/20)  
FG ATTEMPTS: 15 vs. Loyola (12/15/20)  
3-POINT FGS: 4 at Michigan State (12/25/20)  
3-POINT FGAS: 7 (2x) MR at Michigan St (12/25/20)  
FREE THROWS: 11 at Michigan State (12/25/20)  
FT ATTEMPTS: 15 at Michigan State (12/25/20)  
REBOUNDS: 6 at Marquette (12/4/20)  
ASSISTS: 5 (3x) MR vs. Louisville (12/19/20)  
BLOCKS: --  
STEALS: 3 vs. Eastern Illinois (11/25/20)  
MINUTES: 36 vs. Rhode Island (12/9/20)

CAREER HIGHS

POINTS: 31 vs. Milwaukee (12/21/19)  
FIELD GOALS: 11 vs. Milwaukee (12/21/19)  
FG ATTEMPTS: 20 vs. Stanford (11/21/18)  
3-POINT FGS: 7 vs. Oklahoma (11/22/18)  
3-POINT FGAS: 10 vs. Oregon (3/22/19)  
FREE THROWS: 11 at Michigan State (12/25/20)  
FT ATTEMPTS: 15 at Michigan State (12/25/20)  
REBOUNDS: 10 vs. Nebraska (1/21/20)  
ASSISTS: 9 vs. Rutgers (2/23/20)  
BLOCKS: 1 (9x) MR at Indiana (3/7/20)  
STEALS: 3 (8x) MR vs. E. Illinois (11/25/20)  
MINUTES: 41 at Marquette (12/8/18)

GAME-BY-GAME STATISTICS

Opponent	Date	gs	min	Total		3-Pointers		Free throws		Rebounds				pf	a	t/o	blk	stl	pts	avg	
				fg-fga	pct	3fg-fga	pct	ft-fa	pct	off	def	tot	avg								
EASTERN ILLINOIS	11/25/20	*	29	2-6	.333	1-4	.250	6-8	.750	0	2	2	2.0	1	5	0	0	3	11	11.0	
ARK.-PINE BLUFF	11/27/20	*	19	6-9	.667	3-6	.500	0-0	.000	0	3	3	2.5	0	3	0	0	0	15	13.0	
GREEN BAY	12/01/20	*	23	2-6	.333	0-1	.000	0-0	.000	0	4	4	3.0	0	5	0	0	0	4	10.0	
at Marquette	12/04/20	*	32	6-14	.429	3-5	.600	2-2	1.000	0	6	6	3.8	1	2	3	0	1	17	11.8	
RHODE ISLAND	12/09/20	*	35	2-8	.250	1-4	.250	3-6	.500	0	4	4	3.8	3	4	2	0	1	8	11.0	
LOYOLA CHICAGO	12/15/20	*	32	6-15	.400	1-4	.250	4-5	.800	0	1	1	3.3	1	2	0	0	2	17	12.0	
LOUISVILLE	12/19/20	*	19	3-3	1.000	3-3	1.000	0-0	.000	0	2	2	3.1	2	5	0	0	1	9	11.6	
NEBRASKA	12/22/20	*	33	3-13	.231	1-7	.143	0-0	.000	0	4	4	3.3	1	1	3	0	0	7	11.0	
at Michigan St.	12/25/20	*	32	7-14	.500	4-7	.571	11-15	.733	0	2	2	3.1	0	2	2	0	2	29	13.0	
Totals			9	254	37-88	.420	17-41	.415	26-36	.722	0	28	28	3.1	9	29	10	0	10	117	13.0

Games played: 9  
Minutes/game: 28.2  
Points/game: 13.0  
FG Pct: 42.0  
3FG Pct: 41.5  
FT Pct: 72.2

Rebounds/game: 3.1  
Assists/game: 3.2  
Turnovers/game: 1.1  
Assist/turnover ratio: 2.9  
Steals/game: 1.1

CAREER STATISTICS

Season	gp-gs	min/avg	Total		3-Point		F-Throws		Rebounds				pf	fo	ast	to	blk	stl	Scoring	
			fg-fga	pct	fg-fga	pct	ft-fa	pct	off	def	tot	avg							pts	avg
2016-17	37-2	677/18.3	70-184	.380	38-91	.418	30-38	.789	7	62	69	1.9	51	0	63	37	3	20	208	5.6
2017-18	10-10	315/31.5	35-92	.380	12-40	.300	12-17	.706	2	18	20	2.0	13	0	23	13	1	6	94	9.4
2018-19	34-34	1107/32.6	133-346	.384	76-195	.390	51-68	.750	6	88	94	2.8	65	1	90	45	1	30	393	11.6
2019-20	31-31	997/32.2	104-274	.380	56-149	.376	41-55	.745	8	117	125	4.0	37	0	131	53	4	24	305	9.8
2020-21	9-9	254/28.2	37-88	.420	17-41	.415	26-36	.722	0	28	28	3.1	9	0	29	10	0	10	117	13.0
TOTAL	121-86	3350/27.7	379-984	.385	199-516	.386	160-214	.748	23	313	336	2.8	175	1	336	158	9	90	1117	9.2



1 | JONATHAN DAVIS

Freshman | Guard | 6-5 | 196  
La Crosse, Wis. | La Crosse Central



Twitter: @JonathanCDavis1 | Instagram: jonathandavis1

INDIVIDUAL BENCHMARKS

	SEASON	CAREER
GP/GS	9/0	9/0
10+ POINTS:	2	2
20+ POINTS:	0	0
2+ 3-PTERS MADE:	0	0
3+ ASSISTS:	1	1
5+ REBOUNDS:	6	6
LED UW IN PTS:	0	0
LED UW IN REB:	2	2

GET TO KNOW JONATHAN

Four-star recruit Jonathan Davis joins the Badgers after a decorated senior season that saw him named "Wisconsin Mr. Basketball." Davis finished his high school career as La Crosse Central's all-time leading scorer with 2,158 points. Along with brother and fellow Badger, Jordan, he helped lead Central to the WIAA Division 2 state tournament each of his three years on the varsity team, capturing the state title in 2017. As a senior, Davis averaged 27.4 points and 9.2 rebounds per game for the Red Raiders, who reached the Division 2 sectional final before the season was ended due to the COVID-19 pandemic. His junior season, Davis was named conference player of the year after averaging 23 points, 9 rebounds and 3 assists per game for Central, also earning unanimous first-team all-state selection and first-team all-conference honors. A standout quarterback on the football field, Davis was a first-team all-state starter and passed for 6,572 yards and 56 touchdowns, while rushing for more than 2,000 yards and scoring another 34 touchdowns on the ground.

HONORS

- 2020 Wisconsin Mr. Basketball
- 2017 WIAA Division 2 State Champion (basketball)
- La Crosse Central all-time leading scorer (2,158 pts)

TOP SEASON PERFORMANCES

- **NEBRASKA (12/22/20):** Energized the Badgers off the bench, finishing with a +/- of +24 after recording 7 points and 6 rebounds in 24 minutes.
- **LOYOLA (12/15/20):** Matched his career high with 12 points (5-10 FG), plus 5 rebounds and 2 assists.
- **@ MARQUETTE (12/4/20):** Set career highs in points (12), FTs and FTAs (4-4) and minutes (30).
- **ARK.-PINE BLUFF (11/27/20):** Set career highs with 9 points, 8 rebounds and 2 assists in 25 minutes.

SEASON HIGHS

POINTS: 12 vs. Loyola (12/15/20)  
FIELD GOALS: 5 vs. Loyola (12/15/20)  
FG ATTEMPTS: 10 (2x) MR vs. Loyola (12/15/20)  
3-POINT FGS: 1 (4x) MR vs. Nebraska (12/22/20)  
3-POINT FGAS: 2 (2x) MR vs. Nebraska (12/22/20)  
FREE THROWS: 4 at Marquette (12/4/20)  
FT ATTEMPTS: 4 at Marquette (12/4/20)  
REBOUNDS: 8 vs. Ark.-Pine Bluff (11/27/20)  
ASSISTS: 3 vs. Louisville (12/19/20)  
BLOCKS: 2 vs. Rhode Island (12/9/20)  
STEALS: 2 vs. Louisville (12/19/20)  
MINUTES: 30 (2x) MR at Michigan St (12/25/20)

CAREER HIGHS

POINTS: 12 vs. Loyola (12/15/20)  
FIELD GOALS: 5 vs. Loyola (12/15/20)  
FG ATTEMPTS: 10 (2x) MR vs. Loyola (12/15/20)  
3-POINT FGS: 1 (3x) MR vs. Louisville (12/19/20)  
3-POINT FGAS: 2 vs. Ark.-Pine Bluff (11/27/20)  
FREE THROWS: 4 at Marquette (12/4/20)  
FT ATTEMPTS: 4 at Marquette (12/4/20)  
REBOUNDS: 8 vs. Ark.-Pine Bluff (11/27/20)  
ASSISTS: 3 vs. Louisville (12/19/20)  
BLOCKS: 2 vs. Rhode Island (12/9/20)  
STEALS: 2 vs. Louisville (12/19/20)  
MINUTES: 30 (2x) MR at Michigan St (12/25/20)

GAME-BY-GAME STATISTICS

Opponent	Date	gs	min	Total		3-Pointers		Free throws		Rebounds				pf	a	t/o	blk	stl	pts	avg
				fg-fga	pct	3fg-fga	pct	ft-fa	pct	off	def	tot	avg							
EASTERN ILLINOIS	11/25/20	15	4-7	.571	0-1	.000	0-0	.000	1	1	2	2.0	1	1	2	1	1	1	8	8.0
ARK.-PINE BLUFF	11/27/20	24	3-10	.300	1-2	.500	2-3	.667	0	8	8	5.0	1	2	0	1	0	9	8.5	
GREEN BAY	12/01/20	19	1-4	.250	0-0	.000	0-0	.000	2	3	5	5.0	2	1	1	1	0	2	6.3	
at Marquette	12/04/20	30	4-7	.571	0-1	.000	4-4	1.000	4	2	6	5.3	2	0	0	0	1	12	7.8	
RHODE ISLAND	12/09/20	17	2-5	.400	0-1	.000	2-2	1.000	1	2	3	4.8	1	1	0	2	0	6	7.4	
LOYOLA CHICAGO	12/15/20	23	5-10	.500	1-1	1.000	1-3	.333	2	3	5	4.8	1	2	0	0	1	12	8.2	
LOUISVILLE	12/19/20	21	3-4	.750	1-1	1.000	0-1	.000	2	4	6	5.0	0	3	2	1	2	7	8.0	
NEBRASKA	12/22/20	25	3-7	.429	1-2	.500	0-0	.000	3	3	6	5.1	0	0	1	0	0	7	7.9	
at Michigan St	12/25/20	30	3-6	.500	0-0	.000	1-3	.333	0	2	2	4.8	4	2	0	1	1	7	7.8	
Totals		0	204	28-60	.467	4-9	.444	10-16	.625	15	28	43	4.8	12	12	6	7	6	70	7.8

Games played: 9  
Minutes/game: 22.7  
Points/game: 7.8  
FG Pct: 46.7  
3FG Pct: 44.4  
FT Pct: 62.5

Rebounds/game: 4.8  
Assists/game: 1.3  
Turnovers/game: 0.7  
Assist/turnover ratio: 2.0  
Steals/game: 0.7  
Blocks/game: 0.8

CAREER STATISTICS

Season	gp-gs	min/avg	Total		3-Point		F-Throws		Rebounds				pf	fo	ast	to	blk	stl	Scoring	
			fg-fga	pct	fg-fga	pct	ft-fa	pct	off	def	tot	avg							pts	avg
2020-21	9-0	204/22.7	28-60	.467	4-9	.444	10-16	.625	15	28	43	4.8	12	0	12	6	7	6	70	7.8
TOTAL	9-0	204/22.7	28-60	.467	4-9	.444	10-16	.625	15	28	43	4.8	12	0	12	6	7	6	70	7.8

2 | ALEEM FORD

R-Junior | Forward | 6-8 | 217  
Lawrenceville, Ga. | Archer/IMG Academy



Twitter: @Aleemty2 | Instagram: Aleemty2

INDIVIDUAL BENCHMARKS

	SEASON	CAREER
GP/GS:	9/9	104/60
10+ POINTS:	6	29
3+ 3FGS:	0	11
LED UW IN PTS:	0	2
5+ REBOUNDS:	3	25
DOUBLE-DOUBLES:	0	0
2+ ASSISTS:	5	23

GET TO KNOW ALEEM

The growth and development of senior Aleem Ford has played an integral role in Wisconsin's success, perhaps none more evident than last season. Ford started all 31 games for the Badgers last year, averaging 8.6 points and 4.4 rebounds per game. He entered his junior season with nine career double-digit scoring games, yet posted 14 last season alone (including 7 of the last 10). The 6-foot-8 forward provides an outside shooting threat, while also flashing the strength and skillset to drive to the basket. Coming off breakout months of February and March to close last season, the Lawrenceville, Georgia native appears poised to take it up another level for his senior season in Madison.

CAREER

- Ford's .409 3FG% in 2017-18 ranked 11th in the Big Ten is 3rd-highest ever by a UW freshman
- Ford's 45 3FGs ranks 5th in UW freshman history

TOP SEASON PERFORMANCES

- @ #12 MICHIGAN STATE (12/25/20): Finished with 13 pts (5-6 FG, 1-2 3FG), 4 reb, 2 ast, 2 stl and 1 blk.
- NEBRASKA (12/22/20): Matched or posted new season highs in points (13), FTs (4), FTAs (4), rebounds (8), blocks (1) and minutes (28).
- GREEN BAY (12/1/20): 13 points (5-9 FG) in 16 min, reaching double figures a second-straight game.

SEASON HIGHS

POINTS: 13 (3x) MR at Michigan St (12/25/20)  
FIELD GOALS: 5 (3x) MR at Michigan St (12/25/20)  
FG ATTEMPTS: 10 (2x) MR vs. Louisville (12/19/20)  
3-POINT FGS: 2 (5x) MR vs. Louisville (12/19/20)  
3-POINT FGAS: 7 at Marquette (12/4/20)  
FREE THROWS: 4 vs. Nebraska (12/22/20)  
FT ATTEMPTS: 4 vs. Nebraska (12/22/20)  
REBOUNDS: 8 vs. Nebraska (12/22/20)  
ASSISTS: 2 (5x) MR at Michigan St (12/25/20)  
BLOCKS: 1 (7x) MR at Michigan St (12/25/20)  
STEALS: 2 at Michigan St (12/25/20)  
MINUTES: 28 (2x) MR vs. Nebraska (12/22/20)

CAREER HIGHS

POINTS: 19 vs. Purdue (2/18/20)  
FIELD GOALS: 7 (2x) MR vs. Purdue (2/18/20)  
FG ATTEMPTS: 11 (4x) MR vs. N'western (3/4/20)  
3-POINT FGS: 5 vs. Purdue (2/18/20)  
3-POINT FGAS: 8 (2x) MR vs. Purdue (2/18/20)  
FREE THROWS: 4 (4x) MR vs. Nebraska (12/22/20)  
FT ATTEMPTS: 4 (9x) MR vs. Nebraska (12/22/20)  
REBOUNDS: 10 at Nebraska (2/15/20)  
ASSISTS: 5 vs. Milwaukee (11/24/17)  
BLOCKS: 3 vs. Indiana (12/7/19)  
STEALS: 2 (5x) MR at Michigan St (12/25/20)  
MINUTES: 38 at Maryland (2/4/18)

GAME-BY-GAME STATISTICS

Opponent	Date	gs	min	Total		3-Pointers		Free throws		Rebounds				pf	a	t/o	blk	stl	pts	avg	
				fg-fga	pct	3fg-fga	pct	ft-fia	pct	off	def	tot	avg								
EASTERN ILLINOIS	11/25/20	*	18	0-4	.000	0-2	.000	1-2	.500	1	2	3	3.0	1	2	1	0	1	1.0		
ARK-PINE BLUFF	11/27/20	*	25	3-7	.429	2-3	.667	2-2	1.000	1	3	4	3.5	0	2	0	0	1	10	5.5	
GREEN BAY	12/01/20	*	22	5-9	.556	2-5	.400	1-1	1.000	0	3	3	3.3	2	0	3	1	0	13	8.0	
at Marquette	12/04/20	*	27	3-10	.300	2-7	.286	1-2	.500	2	3	5	3.8	2	2	0	1	1	9	8.3	
RHODE ISLAND	12/09/20	*	25	4-8	.500	2-6	.333	1-2	.500	1	0	1	3.2	4	0	1	0	0	11	8.8	
LOYOLA CHICAGO	12/15/20	*	26	2-6	.333	0-1	.000	0-0	.000	0	6	6	3.7	2	1	1	1	0	4	8.0	
LOUISVILLE	12/19/20	*	26	5-10	.500	2-5	.400	0-0	.000	0	2	2	3.4	2	2	0	1	1	12	8.6	
NEBRASKA	12/22/20	*	28	4-9	.444	1-6	.167	4-4	1.000	0	8	8	4.0	3	0	1	1	0	13	9.1	
at Michigan St.	12/25/20	*	23	5-6	.833	1-2	.500	2-2	1.000	0	4	4	4.0	5	2	1	1	2	13	9.6	
Totals			9	220	31-69	.449	12-37	.324	12-15	.800	5	31	36	4.0	21	11	8	7	5	86	9.6

Games played: 9  
Minutes/game: 24.4  
Points/game: 9.6  
FG Pct: 44.9  
3FG Pct: 32.4  
FT Pct: 80.0

Rebounds/game: 4.0  
Assists/game: 1.2  
Turnovers/game: 0.9  
Assist/turnover ratio: 1.4  
Steals/game: 0.6  
Blocks/game: 0.8

CAREER STATISTICS

Season	gp-gs	min/avg	Total		3-Point		F-Throws		Rebounds				pf	fo	ast	to	blk	stl	Scoring	
			fg-fga	pct	fg-fga	pct	ft-fia	pct	off	def	tot	avg							pts	avg
2017-18	33-20	805/24.4	60-150	.400	45-110	.409	27-33	.818	20	71	91	2.8	64	1	30	25	6	11	192	5.8
2018-19	31-0	429/13.8	35-103	.340	23-80	.288	4-4	1.000	11	48	59	1.9	44	0	11	16	4	8	97	3.1
2019-20	31-31	777/25.1	96-222	.432	41-120	.342	34-49	.694	38	99	137	4.4	61	2	33	31	12	15	267	8.6
2020-21	9-9	220/24.4	31-69	.449	12-37	.324	12-15	.800	5	31	36	4.0	21	1	11	8	7	5	86	9.6
TOTAL	104-60	2231/21.5	222-544	.408	121-347	.349	77-101	.762	74	249	323	3.1	190	4	85	80	29	39	642	6.2

5 | TYLER WAHL

Sophomore | Forward | 6-9 | 220  
Lakeville, Minn. | Lakeville North High School



Twitter: @tjwahl01 | Instagram: tjwahl01

INDIVIDUAL BENCHMARKS

	SEASON	CAREER
GP/GS:	9/0	40/3
10+ POINTS:	1	1
20+ POINTS:	0	0
5+ REBOUNDS:	4	10
10+ REBOUNDS:	1	1
DOUBLE-DOUBLES:	1	1
2+ BLOCKS:	4	4
LED UW IN PTS:	0	0
LED UW IN REB:	1	1

GET TO KNOW TYLER

Tyler Wahl made an immediate impact as a true freshman for Wisconsin last season, appearing in all 31 games and starting 3 games. The forward from Lakeville, Minnesota leaves his imprint all over the box score, bringing relentless effort and energy off the bench for the Badgers. Having grown 1 inch (to 6-7 ½) and added 15 pounds (to 220) to his frame, Wahl has positioned himself for a strong sophomore season in Madison. As a prep senior at Lakeville North, Wahl averaged 18.0 points, 10.0 rebounds and 6.6 assists per game, leading the Panthers to a 27-5 record, the school's first-ever conference title, and an appearance in the Class AAAA state championship game. Earned back-to-back AP second-team All-State honors as a junior and senior, setting the school record for re-bounds (905) and finishing third in Panther history with 1,397 points. Wahl was prep teammates with current Badger teammate, Nate Reuvers.

TOP SEASON PERFORMANCES

- **GREEN BAY (12/1/20):** Recorded his first career double-double by setting career highs with 11 pts and 15 reb, while adding 4 ast, 2 blk and 2 stl.
- **LOYOLA (12/15/20):** Energized UW off the bench with 6 rebounds, 2 blocks and 2 assists in 21 minutes.

SEASON HIGHS

POINTS: 11 vs. Green Bay (12/1/20)  
FIELD GOALS: 5 vs. Green Bay (12/1/20)  
FG ATTEMPTS: 7 vs. Green Bay (12/1/20)  
3-POINT FGS: 1 (2x) MR vs. Green Bay (12/1/20)  
3-POINT FGAS: 3 vs. Eastern Illinois (11/25/20)  
FREE THROWS: 5 vs. Eastern Illinois (11/25/20)  
FT ATTEMPTS: 6 vs. Eastern Illinois (11/25/20)  
REBOUNDS: 15 vs. Green Bay (12/1/20)  
ASSISTS: 4 vs. Green Bay (12/1/20)  
BLOCKS: 2 (3x) MR vs. Loyola (12/15/20)  
STEALS: 3 vs. Louisville (12/19/20)  
MINUTES: 29 vs. Rhode Island (12/9/20)

CAREER HIGHS

POINTS: 11 vs. Green Bay (12/1/20)  
FIELD GOALS: 7 (3x) MR vs. Green Bay (12/1/20)  
FG ATTEMPTS: 7 (3x) MR vs. Green Bay (12/1/20)  
3-POINT FGS: 2 vs. Richmond (11/25/19)  
3-POINT FGAS: 3 (2x) MR vs. E. Illinois (11/25/20)  
FREE THROWS: 5 vs. Eastern Illinois (11/25/20)  
FT ATTEMPTS: 6 vs. Eastern Illinois (11/25/20)  
REBOUNDS: 15 vs. Green Bay (12/1/20)  
ASSISTS: 4 vs. Green Bay (12/1/20)  
BLOCKS: 2 (3x) MR vs. Loyola (12/15/20)  
STEALS: 3 (2x) MR vs. Louisville (12/19/20)  
MINUTES: 29 vs. Rhode Island (12/9/20)

GAME-BY-GAME STATISTICS

Opponent	Date	gs	min	Total		3-Pointers		Free throws		Rebounds				pf	a	t/o	blk	stl	pts	avg
				fg-fga	pct	3fg-fga	pct	ft-fa	pct	off	def	tot	avg							
EASTERN ILLINOIS	11/25/20	19	2-6	.333	0-3	.000	5-6	.833	0	0	0	0.0	1	0	0	2	1	9	9.0	
ARK.-PINE BLUFF	11/27/20	18	2-3	.667	1-1	1.000	0-0	.000	0	1	1	0.5	1	0	0	2	1	5	7.0	
GREEN BAY	12/01/20	20	5-7	.714	1-2	.500	0-0	.000	3	12	15	5.3	1	4	3	2	2	11	8.3	
at Marquette	12/04/20	25	1-3	.333	0-1	.000	1-2	.500	1	1	2	4.5	3	1	1	1	1	3	7.0	
RHODE ISLAND	12/09/20	29	1-3	.333	0-1	.000	2-4	.500	1	5	6	4.8	4	1	0	0	1	4	6.4	
LOYOLA CHICAGO	12/15/20	22	0-1	.000	0-0	.000	1-2	.500	0	6	6	5.0	4	2	1	2	0	1	5.5	
LOUISVILLE	12/19/20	23	1-3	.333	0-0	.000	1-3	.333	2	3	5	5.0	2	2	1	0	3	3	5.1	
NEBRASKA	12/22/20	18	0-1	.000	0-1	.000	2-2	1.000	0	1	1	4.5	3	2	1	0	0	2	4.8	
at Michigan St.	12/25/20	18	2-3	.667	0-0	.000	0-0	.000	0	4	4	4.4	4	1	1	1	0	4	4.7	
Totals		0	192	14-30	.467	2-9	.222	12-19	.632	7	33	40	4.4	23	13	8	10	9	42	4.7

Games played: 9  
Minutes/game: 21.3  
Points/game: 4.7  
FG Pct: 46.7  
3FG Pct: 22.2  
FT Pct: 63.2

Rebounds/game: 4.4  
Assists/game: 1.4  
Turnovers/game: 0.9  
Assist/turnover ratio: 1.6  
Steals/game: 1.0  
Blocks/game: 1.1

CAREER STATISTICS

Season	gp	gs	min/avg	Total		3-Point		F-Throws		Rebounds				pf	fo	ast	to	blk	stl	Scoring	
				fg	pct	fg	pct	ft	pct	off	def	tot	avg							pts	avg
2019-20	31	3	479/15.5	34	.79	6	.28	7	.389	34	48	82	2.6	64	0	32	33	5	20	81	2.6
2020-21	9	0	192/21.3	14	.30	2	.22	12	.632	7	33	40	4.4	23	0	13	8	10	9	42	4.7
TOTAL	40	3	671/16.8	48	.109	8	.37	19	.37	41	81	122	3.1	87	0	45	41	15	29	123	3.1



11 | MICAH POTTER

R-Junior | Forward | 6-10 | 248  
Mentor, Ohio | Montverde Academy



Twitter: @BigJam\_23 | Instagram: bigjam\_23

INDIVIDUAL BENCHMARKS

	SEASON	CAREER
GP/GS:	9/9	89/29
10+ POINTS:	7	23
20+ POINTS:	1	2
5+ REBOUNDS:	9	36
10+ REBOUNDS:	1	5
DOUBLE-DOUBLES:	1	5
2+ BLOCKS:	0	9
LED TEAM IN PTS:	3	6
LED TEAM IN REB:	5	15

GET TO KNOW MICAH

Micah Potter proved his value from the moment he joined the Badgers active roster last season. Now, the senior forward appears poised to make the most of his first full season with the Badgers. The Ohio State transfer from Mentor, Ohio has appeared in over 85 games, including over 25 starts. Emerging as one of the most valuable reserves during Big Ten play last season, Potter averaged 10.9 points (54.2% FG, 46.9% 3FG) and 6.9 rebounds in just 18.9 minutes per game. Named a preseason candidate for the 2021 Kareem Abdul-Jabbar Center of the Year Award, Potter also stands out in the classroom as a 2x Academic All-Big Ten student.

HONORS

- 2021 Kareem Abdul-Jabbar Award Candidate
- Big Ten Distinguished Scholar (2020)
- 2x Academic All-Big Ten (2018, '20)

TOP SEASON PERFORMANCES

- **@ #12 MICHIGAN STATE (12/25/20):** Finished with 11 points (2-3 3FG), plus a team-high 6 rebounds and a career-high 5 assists.
- **NEBRASKA (12/22/20):** Posted his first double-double of the season (5th of career) with 10 points and 11 rebounds.
- **#23 LOUISVILLE (12/19/20):** Led the Badgers with 20 points and 7 rebounds, going 2-3 from 3-point range and 4-for-4 at the free throw line.
- **ARK.-PINE BLUFF (11/27/20):** Led the Badgers with 19 points, adding 5 rebounds, 3 assists, 1 block and matching his career high with 3 steals.
- **GREEN BAY (12/1/20):** Led Wisconsin in scoring for the second-straight game, finishing with 14 points (6-8 FG) and 8 rebounds.

SEASON HIGHS

POINTS: 20 vs. Louisville (12/19/20)  
FIELD GOALS: 7 vs. Louisville (12/19/20)  
FG ATTEMPTS: 13 vs. Louisville (12/19/20)  
3-POINT FGS: 3 vs. Loyola (12/15/20)  
3-POINT FGAS: 4 (2x) MR vs. Loyola (12/15/20)  
FREE THROWS: 6 vs. Ark.-Pine Bluff (11/27/20)  
FT ATTEMPTS: 8 vs. Ark.-Pine Bluff (11/27/20)  
REBOUNDS: 11 vs. Nebraska (12/22/20)  
ASSISTS: 5 at Michigan State (12/25/20)  
BLOCKS: 1 vs. Ark.-Pine Bluff (11/27/20)  
STEALS: 3 vs. Ark.-Pine Bluff (11/27/20)  
MINUTES: 28 vs. Rhode Island (12/9/20)

CAREER HIGHS

POINTS: 24 at Penn State (1/11/20)  
FIELD GOALS: 9 at Penn State (1/11/20)  
FG ATTEMPTS: 14 at Penn State (1/11/20)  
3-POINT FGS: 4 (2x) MR vs. Rutgers (2/23/20)  
3-POINT FGAS: 6 (2x) MR at Michigan (2/27/20)  
FREE THROWS: 9 vs. Texas Southern (11/16/17)\*  
FT ATTEMPTS: 10 vs. Texas Southern (11/16/17)\*  
REBOUNDS: 15 at Minnesota (2/5/20)  
ASSISTS: 5 at Michigan State (12/25/20)  
BLOCKS: 3 (4x) MR vs. UAPB (11/27/20)  
STEALS: 3 (3x) MR vs. UAPB (11/27/20)  
MINUTES: 31 vs. Texas Southern (11/16/17)\*  
\*recorded at Ohio State

GAME-BY-GAME STATISTICS

Opponent	Date	gs	min	Total		3-Pointers		Free throws		Rebounds			pf	a	t/o	blk	stl	pts	avg	
				fg-fga	pct	3fg-fga	pct	ft-fa	pct	off	def	tot								
EASTERN ILLINOIS	11/25/20	*	23	3-7	.429	1-2	.500	2-2	1.000	2	6	8	8.0	3	2	2	0	9	9.0	
ARK.-PINE BLUFF	11/27/20	*	20	6-9	.667	1-2	.500	6-8	.750	2	3	5	6.5	0	3	1	1	3	19 14.0	
GREEN BAY	12/01/20	*	24	6-8	.750	0-1	.000	2-3	.667	3	5	8	7.0	1	2	2	0	0	14 14.0	
at Marquette	12/04/20	*	22	3-6	.500	1-2	.500	2-2	1.000	0	5	5	6.5	2	0	3	0	0	9 12.8	
RHODE ISLAND	12/09/20	*	28	4-10	.400	1-4	.250	4-6	.667	2	5	7	6.6	3	2	2	0	0	13 12.8	
LOYOLA CHICAGO	12/15/20	*	20	3-6	.500	3-4	.750	4-4	1.000	3	4	7	6.7	3	1	0	0	0	13 12.8	
LOUISVILLE	12/19/20	*	20	7-13	.538	2-3	.667	4-4	1.000	0	7	7	6.7	2	0	2	0	0	20 13.9	
NEBRASKA	12/22/20	*	26	3-7	.429	1-3	.333	3-3	1.000	1	10	11	7.3	1	2	1	0	0	10 13.4	
at Michigan St.	12/25/20	*	22	3-5	.600	2-3	.667	3-4	.750	2	4	6	7.1	1	5	1	0	0	11 13.1	
Totals			9	205	38-71	.535	12-24	.500	30-36	.833	15	49	64	7.1	16	17	14	1	3	118 13.1

Games played: 9  
Minutes/game: 22.8  
Points/game: 13.1  
FG Pct: 53.5  
3FG Pct: 50.0  
FT Pct: 83.3

Rebounds/game: 7.1  
Assists/game: 1.9  
Turnovers/game: 1.6  
Assist/turnover ratio: 1.2  
Steals/game: 0.3  
Blocks/game: 0.1

CAREER STATISTICS

Overall ("at Ohio State)				3-Point				Rebounding				PF-FO	Ast	TO	Blk	Stl	Pts/Avg
Year	GP-GS	Min/Avg	FG-FGA	Pct	FG-FGA	Pct	FT-FTA	Pct	Off-Def	Tot	Avg						
2016-17*	30-12	422/14.1	43-99	.434	17-51	.333	21-35	.600	35-57	92	3.1	68-0	8	20	11	8	124/4.1
2017-18*	29-4	292/10.1	44-90	.489	6-20	.300	24-30	.800	31-40	71	2.4	39-0	10	12	11	5	118/4.1
2019-20	21-3	368/17.5	76-144	.528	23-51	.451	37-43	.860	33-98	131	6.2	36-0	8	33	21	8	212/10.1
2020-21	9-9	205/22.8	38-71	.535	12-24	.500	30-36	.833	15-49	64	7.1	16-0	17	14	1	3	118/6.4
Total	89-28	1287/14.5	201-404	.498	58-146	.397	112-144	.778	114-244	358	4.0	159	43	79	44	24	572/6.4

Big Ten ("at Ohio State)				3-Point				Rebounding				PF-FO	Ast	TO	Blk	Stl	Pts/Avg
Year	GP-GS	Min/Avg	FG-FGA	Pct	FG-FGA	Pct	FT-FTA	Pct	Off-Def	Tot	Avg						
2016-17*	18-1	225/12.5	25-57	.439	9-31	.290	15-20	.750	18-27	45	2.5	43-0	5	9	8	2	74/4.1
2017-18*	16-0	152/9.5	25-51	.490	4-10	.400	14-17	.824	14-21	35	2.2	29-0	2	5	4	1	68/4.3
2019-20	18-3	330/18.3	71-131	.542	23-49	.469	31-37	.838	33-84	117	6.5	32-0	8	29	17	8	196/10.9
2020-21	2-2	48/24.0	6-12	.500	3-6	.500	6-7	.857	3-14	17	8.5	2-0	7	2	0	0	21/6.6
Total	54-6	755/14.0	127-251	.506	39-96	.406	66-81	.815	68-146	214	4.0	106	22	45	29	11	359/6.6

12 |

TREVOR ANDERSON

R-Senior | Guard | 6-3 | 195  
Stevens Point, Wis. | SPASH



Twitter: @TreMamBa15 | Instagram: tremamba15

INDIVIDUAL BENCHMARKS

	SEASON	CAREER
GP/GS:	9/0	68/20
10+ POINTS:	1	12
20+ POINTS:	0	1
5+ ASSISTS:	0	2
3+ STEALS:	0	1

GET TO KNOW TREVOR

Waiting was the hardest part for Trevor Anderson, who redshirted 2017-18 after transferring from Green Bay, then suffered a season-ending knee injury in 2018-19 after appearing in the first eight games for Wisconsin. Anderson began returning to form in 2019-20, appearing in all 31 games for the Badgers averaging 12.2 minutes off the bench as a key reserve. He started 20 games as a freshman at UW-Green Bay in 2016-17, averaging 9.8 points, 2.9 rebounds and 2.7 assists per game. The former Stevens Point Area High School standout was one of the state's most prolific prep players, scoring 2,360 points, the eighth-most in Wisconsin high school basketball history. He finished with a 100-6 career record, helped lead SPASH to the WIAA Division I State Championship in back-to-back years (2015-16) and was named Wisconsin's Mir. Basketball and Associated Press Player of the Year as a senior in 2016.

TOP SEASON PERFORMANCES

- **#23 LOUISVILLE (12/19/20):** Equaled his career high scoring as a Badger, scoring 11 points (4-4 FG, 3-3 3FG). He also dished 3 assists with 0 turnovers.
- **LOYOLA (12/15/20):** Finished with a +/- of +18 off the bench, scoring 5 points (2-2 FG, 1-1 3FG) playing an efficient 15 minutes.
- **ARK.-PINE BLUFF (11/27/20):** Finished with 9 points (3-4 FG, 1-1 3FG), 4 rebounds, 2 steal and 1 assist in 21 minutes off the bench.

SEASON HIGHS

POINTS: 11 (2x) vs. Louisville (12/19/20)  
FIELD GOALS: 4 vs. Louisville (12/19/20)  
FG ATTEMPTS: 4 (2x) MR vs. Louisville (12/19/20)  
3-POINT FGS: 3 vs. Louisville (12/19/20)  
3-POINT FGAS: 3 vs. Louisville (12/19/20)  
FREE THROWS: 2 (2x) MR at Michigan St (12/25/20)  
FT ATTEMPTS: 2 (4x) MR at Michigan St (12/25/20)  
REBOUNDS: 4 vs. Ark.-Pine Bluff (11/27/20)  
ASSISTS: 3 (3x) MR vs. Louisville (12/19/20)  
BLOCKS: --  
STEALS: 2 vs. Ark.-Pine Bluff (11/27/20)  
MINUTES: 22 at Michigan State (12/25/20)

CAREER HIGHS

POINTS: 23 vs. SIU-Edwardsville (12/19/16)\*  
FIELD GOALS: 6 (2x) MR vs. SIUE (12/19/16)\*  
FG ATTEMPTS: 12 vs. SIUE (12/19/16)\*  
3-POINT FGS: 5 vs. SIUE (12/19/16)\*  
3-POINT FGAS: 8 vs. SIUE (12/19/16)\*  
FREE THROWS: 7 vs. Milwaukee (1/7/17)\*  
FT ATTEMPTS: 8 (2x) MR vs. Milwaukee (1/7/17)\*  
REBOUNDS: 7 at Bowling Green (11/20/16)\*  
ASSISTS: 7 at Youngstown St. (12/31/16)\*  
BLOCKS: 1 (2x) MR at Purdue (1/24/20)  
STEALS: 3 vs. UMKC (11/21/16)\*  
MINUTES: 36 vs. SIUE (12/19/16)\*

\*recorded at Green Bay

GAME-BY-GAME STATISTICS

Opponent	Date	gs	min	Total		3-Pointers		Free throws		Rebounds			pf	a	t/o	blk	stl	pts	avg	
				fg-fga	pct	3fg-fga	pct	ft-fa	pct	off	def	tot								
EASTERN ILLINOIS	11/25/20	11	0-1	.000	0-0	.000	0-2	.000	0	3	3	3.0	1	3	0	0	0	0	0.0	
ARK.-PINE BLUFF	11/27/20	19	3-4	.750	1-1	1.000	2-2	1.000	0	4	4	3.5	3	1	2	0	2	9	4.5	
GREEN BAY	12/01/20	15	2-2	1.000	0-0	.000	0-0	.000	0	1	1	2.7	1	3	0	0	0	4	4.3	
at Marquette	12/04/20	11	0-1	.000	0-1	.000	0-0	.000	2	0	2	2.5	1	2	1	0	0	0	3.3	
RHODE ISLAND	12/09/20	12	1-1	1.000	0-0	.000	1-2	.500	0	1	1	2.2	0	1	1	0	1	3	3.2	
LOYOLA CHICAGO	12/15/20	15	2-2	1.000	1-1	1.000	0-0	.000	0	1	1	2.0	0	0	1	0	0	5	3.5	
LOUISVILLE	12/19/20	20	4-4	1.000	3-3	1.000	0-0	.000	0	0	0	1.7	2	3	0	0	0	11	4.6	
NEBRASKA	12/22/20	16	1-1	1.000	1-1	1.000	0-0	.000	0	1	1	1.6	0	1	0	0	0	3	4.4	
at Michigan St.	12/25/20	21	0-1	.000	0-0	.000	2-2	1.000	1	2	3	1.8	0	2	0	0	0	2	4.1	
Totals		0	140	13-17	.765	6-7	.857	5-8	.625	3	13	16	1.8	8	16	5	0	3	37	4.1

Games played: 9  
Minutes/game: 15.6  
Points/game: 4.1  
FG Pct: 76.5  
3FG Pct: 85.7  
FT Pct: 62.5

Rebounds/game: 1.8  
Assists/game: 1.8  
Turnovers/game: 0.6  
Assist/turnover ratio: 3.2  
Steals/game: 0.3

CAREER STATISTICS

Season	gp-gs	min/avg	Total			3-Point			F-Throws			Rebounds				pf	fo	ast	to	blk	stl	Scoring	
			fg-fga	pct		fg-fga	pct		ft-fa	pct	off	def	tot	avg	pts							avg	
2016-17*	20-20	570/28.5	58-145	.400		35-93	.376		45-56	.804	11	46	57	2.9	32	0	53	37	1	15	196	9.8	
2018-19	8-0	55/6.9	6-10	.600		1-1	1.000		0-0	.000	1	8	9	1.1	3	0	3	1	0	0	13	1.6	
2019-20	31-0	379/12.2	19-49	.388		7-25	.280		11-14	.786	7	34	41	1.3	18	0	38	17	1	4	56	1.8	
2020-21	9-0	140/15.6	13-17	.765		6-7	.857		5-8	.625	3	13	16	1.8	8	0	16	5	0	3	37	4.1	
TOTAL	48-0	574/12.0	38-76	.500		14-33	.424		16-22	.727	11	55	66	1.4	29	0	57	23	1	7	106	2.2	
All*	68-20	1144/16.8	96-221	.434		49-126	.389		61-78	.782	22	101	123	1.8	61	0	110	60	2	22	302	4.4	

20 | BEN CARLSON

Freshman | Forward | 6-9 | 218  
Woodbury, Minn. | East Ridge



Twitter: @ben\_carlson20 | Instagram: bencarlson20

INDIVIDUAL BENCHMARKS

	SEASON	CAREER
GP/GS:	6/0	6/0
10+ POINTS:	1	1
5+ REBOUNDS:	0	0
10+ REBOUNDS:	0	0
DOUBLE-DOUBLES:	0	0
2+ BLOCKS:	0	0
LED UW IN PTS:	0	0
LED UW IN REB:	0	0
LED UW IN BLK:	0	0

GET TO KNOW BEN

A four-star recruit by ESPN, 247Sports and Rivals, Ben comes to Wisconsin highly touted, including being ranked No. 88 in the ESPN 100 for 2020. A finalist for Minnesota Mr. Basketball last season, the Woodbury native was one of the most decorated players in East Ridge High School history. The 6-foot-9 forward set school records for career points (2,004), rebounds (1,083) and blocked shots (145). Carlson also became the first player in program history to be nominated to the McDonalds All-American Game in 2020. His senior season, Carlson averaged 24.3 points and 11.7 rebounds per game while leading the Raptors to a 20-7 record and a conference title. As a junior, he led East Ridge to the Minnesota Class AA state tournament while averaging a double-double (16 ppg, 11.3 rpg). Off the court, Carlson was a member of National Honors Society.

- HONORS
- No. 88 in ESPN 100 for Class of 2020
  - Finalist for 2020 Minnesota Mr. Basketball
  - East Ridge High School career leader in points (2,004), rebounds (1,083) and blocks (145).
  - National Honors Society

- TOP SEASON PERFORMANCES
- **E. ILLINOIS (11/25/20):** Made his first career appearance, contributing 13 points (4-5 FGs), 2 rebounds and 1 assist in 17 minutes.

SEASON HIGHS

POINTS: 13 vs. Eastern Illinois (11/25/20)  
FIELD GOALS: 4 vs. Eastern Illinois (11/25/20)  
FG ATTEMPTS: 5 vs. Eastern Illinois (11/25/20)  
3-POINT FGS: 1 vs. Eastern Illinois (11/25/20)  
3-POINT FGAS: 2 vs. Eastern Illinois (11/25/20)  
FREE THROWS: 4 vs. Eastern Illinois (11/25/20)  
FT ATTEMPTS: 4 (2x) MR vs. UAPB (11/27/20)  
REBOUNDS: 2 (2x) MR vs. UAPB (11/27/20)  
ASSISTS: 2 vs. Ark.-Pine Bluff (11/27/20)  
BLOCKS: 1 (2x) MR vs. UAPB (11/27/20)  
STEALS: 1 vs. Green Bay (12/1/20)  
MINUTES: 17 vs. Eastern Illinois (11/25/20)

CAREER HIGHS

POINTS: 13 vs. Eastern Illinois (11/25/20)  
FIELD GOALS: 4 vs. Eastern Illinois (11/25/20)  
FG ATTEMPTS: 5 vs. Eastern Illinois (11/25/20)  
3-POINT FGS: 1 vs. Eastern Illinois (11/25/20)  
3-POINT FGAS: 2 vs. Eastern Illinois (11/25/20)  
FREE THROWS: 4 vs. Eastern Illinois (11/25/20)  
FT ATTEMPTS: 4 (2x) MR vs. UAPB (11/27/20)  
REBOUNDS: 2 (2x) MR vs. UAPB (11/27/20)  
ASSISTS: 2 vs. Ark.-Pine Bluff (11/27/20)  
BLOCKS: 1 (2x) MR vs. UAPB (11/27/20)  
STEALS: 1 vs. Green Bay (12/1/20)  
MINUTES: 17 vs. Eastern Illinois (11/25/20)

GAME-BY-GAME STATISTICS

Opponent	Date	gs	min	Total		3-Pointers		Free throws		Rebounds				pf	a	t/o	blk	stl	pts	avg
				fg	pct	3fg	pct	ft	pct	off	def	tot	avg							
EASTERN ILLINOIS	11/25/20	17	4-5	.800	1-2	.500	4-4	1.000	0	2	2	2.0	1	1	0	1	0	13	13.0	
ARK.-PINE BLUFF	11/27/20	16	0-1	.000	0-0	.000	3-4	.750	0	2	2	2.0	4	2	1	1	0	3	8.0	
GREEN BAY	12/01/20	16	2-4	.500	0-1	.000	0-0	.000	0	1	1	1.7	1	1	0	1	1	4	6.7	
at Marquette	12/04/20	10	0-1	.000	0-0	.000	0-0	.000	1	0	1	1.5	2	0	0	0	0	0	5.0	
RHODE ISLAND	12/09/20	3	0-0	.000	0-0	.000	0-0	.000	0	0	0	1.2	2	0	0	0	0	0	4.0	
LOYOLA CHICAGO	12/15/20	1	0-0	.000	0-0	.000	0-0	.000	0	0	0	1.0	0	0	0	0	0	0	3.3	
Totals		0	63	6-11	.545	1-3	.333	7-8	.875	1	5	6	1.0	10	4	1	3	1	20	3.3

Games played: 6  
Minutes/game: 10.5  
Points/game: 3.3  
FG Pct: 54.5  
3FG Pct: 33.3  
FT Pct: 87.5

Rebounds/game: 1.0  
Assists/game: 0.7  
Turnovers/game: 0.2  
Assist/turnover ratio: 4.0  
Steals/game: 0.2  
Blocks/game: 0.5

CAREER STATISTICS

Season	gp-gs	min/avg	Total		3-Point		F-Throws		Rebounds				pf	fo	ast	to	blk	stl	Scoring	
			fg	pct	fg	pct	ft	pct	off	def	tot	avg							pts	avg
2020-21	6-0	63/10.5	6-11	.545	1-3	.333	7-8	.875	1	5	6	1.0	10	0	4	1	3	1	20	3.3
TOTAL	6-0	63/10.5	6-11	.545	1-3	.333	7-8	.875	1	5	6	1.0	10	0	4	1	3	1	20	3.3



# 34 | BRAD DAVISON

Junior | Guard | 6-3 | 206

Maple Grove, Minn. | Maple Grove High School



Twitter: @braddavi34 | Instagram: braddavison

## INDIVIDUAL BENCHMARKS

	SEASON	CAREER
GP/GS:	9/9	106/102
10+ POINTS:	6	58
20+ POINTS:	1	9
30+ POINTS:	0	2
3+ ASSISTS:	2	33
3+ STEALS:	0	9
LED UW IN PTS:	3	22
LED UW IN AST:	0	18

## GET TO KNOW BRAD

Entering his fourth season with the Badgers, senior Brad Davison has grown not only as a team leader, but also as in terms of his production on the court. The Maple Grove, Minnesota native recently made his 100th career start. Wisconsin's active scoring leader, Davison became the 43rd Badger to score 1,000 career points and just the 20th to do so by his junior season. Starting all 30 games last season, Davison finished third on the team in scoring with 9.9 points per game. A two-time Academic All-Big Ten student, Davison is a natural leader, a driven competitor and a reliable scorer who will be one of the Badgers catalysts during the 2020-21 season.

## HONORS

- 2018 Big Ten All-Freshman Team
- 2x Big Ten Freshman of the Week
- 2x Academic All-Big Ten (2019, '20)

## CAREER

- Just the 12th Badger in school history to make 100 career starts (100th start vs. Louisville, 12/19/20).
- Ranks 11th in school history with 102 career starts.
- Ranks 5th in school history with 82.7% career FT%.
- Ranks 17th in school history with 109 career steals.
- Tied for 11th in school history with 176 career 3FGs.
- Set UW freshman records for FT% (.818) + 3FGs (60)
- Became the 43rd player in UW history with 1,000 career points (the 20th to do so by junior season).

## TOP SEASON PERFORMANCES

- **NEBRASKA (12/22/20)**: Scored a team-high 15 points (3-5 3FG), and set a career high with 7 assists.
- **#23 LOUISVILLE (12/19/20)**: Started his 100th career game at Wisconsin, finishing with 10 points (3-6 3FG), plus 4 assists (0 TOs) and 2 steals.
- **RHODE ISLAND (12/9/20)**: Finished with a game-high 23 points (3-5 3FG), shooting 12-for-12 on FTs.

## SEASON HIGHS

POINTS: 23 vs. Rhode Island (12/9/20)  
 FIELD GOALS: 5 vs. Nebraska (12/22/20)  
 FG ATTEMPTS: 11 vs. Nebraska (12/22/20)  
 3-POINT FGS: 3 (3x) MR vs. Nebraska (12/22/20)  
 3-POINT FGAS: 6 vs. Louisville (12/19/20)  
 FREE THROWS: 12 vs. Rhode Island (12/9/20)  
 FT ATTEMPTS: 12 vs. Rhode Island (12/9/20)  
 REBOUNDS: 5 vs. Eastern Illinois (11/25/20)  
 ASSISTS: 7 vs. Nebraska (12/22/20)  
 BLOCKS: --  
 STEALS: 2 (3x) MR at Michigan St (12/25/20)  
 MINUTES: 36 vs. Loyola (12/15/20)

## CAREER HIGHS

POINTS: 30 (2x) MR at Nebraska (2/15/20)  
 FIELD GOALS: 11 at Nebraska (2/15/20)  
 FG ATTEMPTS: 19 vs. Michigan State (2/25/18)  
 3-POINT FGS: 8 at Nebraska (2/15/20)  
 3-POINT FGAS: 11 at Nebraska (2/15/20)  
 FREE THROWS: 12 vs. Rhode Island (12/9/20)  
 FT ATTEMPTS: 16 vs. Marquette (12/9/17)  
 REBOUNDS: 13 at Penn State (1/11/20)  
 ASSISTS: 7 vs. Nebraska (12/22/20)  
 BLOCKS: 1 at Purdue (1/16/18)  
 STEALS: 4 (5x) MR vs. McNeese St (11/13/19)  
 MINUTES: 44 vs. Minnesota (2/19/18)

## GAME-BY-GAME STATISTICS

Opponent	Date	gs	min	Total		3-Pointers		Free throws		Rebounds				pf	a	t/o	blk	stl	pts	avg	
				fg	fga	pct	3fg	3fga	pct	ft	fta	pct	off								def
EASTERN ILLINOIS	11/25/20	*	30	2-8	.250	2-5	.400	0-0	.000	0	5	5	5.0	2	1	1	0	0	6	6.0	
ARK.-PINE BLUFF	11/27/20	*	15	2-5	.400	1-3	.333	0-0	.000	1	2	3	4.0	1	2	0	0	1	5	5.5	
GREEN BAY	12/01/20	*	23	3-6	.500	2-3	.667	2-2	1.000	0	3	3	3.7	1	1	0	0	1	10	7.0	
at Marquette	12/04/20	*	18	0-4	.000	0-3	.000	4-5	.800	0	1	1	3.0	5	3	1	0	1	4	6.3	
RHODE ISLAND	12/09/20	*	32	4-9	.444	3-5	.600	12-12	1.000	0	3	3	3.0	1	0	1	0	2	23	9.6	
LOYOLA CHICAGO	12/15/20	*	36	4-7	.571	2-4	.500	7-9	.778	0	2	2	2.8	1	2	0	0	1	17	10.8	
LOUISVILLE	12/19/20	*	27	3-7	.429	3-6	.500	1-2	.500	0	2	2	2.7	1	4	0	0	2	10	10.7	
NEBRASKA	12/22/20	*	33	5-11	.455	3-5	.600	2-2	1.000	0	3	3	2.8	2	7	1	0	0	15	11.3	
at Michigan St.	12/25/20	*	29	4-10	.400	1-5	.200	2-2	1.000	1	3	4	2.9	1	4	0	0	2	11	11.2	
Totals			9	243	27-67	.403	17-39	.436	30-34	.882	2	24	26	2.9	15	24	4	0	10	101	11.2

Games played: 9  
 Minutes/game: 27.0  
 Points/game: 11.2  
 FG Pct: 40.3  
 3FG Pct: 43.6  
 FT Pct: 88.2

Rebounds/game: 2.9  
 Assists/game: 2.7  
 Turnovers/game: 0.4  
 Assist/turnover ratio: 6.0  
 Steals/game: 1.1

## CAREER STATISTICS

Season	gp-gs	min/avg	Total		3-Point		F-Throws		Rebounds				pf	fo	ast	to	blk	stl	Scoring	
			fg-ga	pct	fg-fga	pct	ft-fth	pct	off	def	tot	avg							pts	avg
2017-18	33-29	1028/31.2	124-306	.405	60-169	.355	90-110	.818	10	66	76	2.3	109	3	83	59	1	40	398	12.1
2018-19	34-34	1096/32.2	115-299	.385	52-149	.349	76-94	.809	10	101	111	3.3	79	2	62	34	2	36	358	10.5
2019-20	30-30	926/30.9	92-233	.395	47-131	.359	65-77	.844	16	113	129	4.3	73	1	56	27	0	23	296	9.9
2020-21	9-9	243/27.0	27-67	.403	17-39	.436	30-34	.882	2	24	26	2.9	15	1	24	4	0	10	101	11.2
TOTAL	106-102	3293/31.1	358-905	.396	176-488	.361	261-315	.829	38	304	342	3.2	276	7	225	124	3	109	1153	10.9

35 | NATE REUVERS

Junior | Forward | 6-11 | 235  
Lakeville, Minn. | Lakeville North High School



Twitter: @Reuvers35 | Instagram: reuvers35

INDIVIDUAL BENCHMARKS

	SEASON	CAREER
GP/GS:	9/9	102/89
10+ POINTS:	5	43
20+ POINTS:	0	4
5+ REBOUNDS:	2	28
10+ REBOUNDS:	0	2
DOUBLE-DOUBLES:	0	2
2+ BLOCKS:	4	44
LED UW IN PTS:	1	16
LED UW IN REB:	1	13

GET TO KNOW NATE

Possessing natural size and a perimeter shooting touch, Nate Reuvers has worked to improve his strength and postgame to set up a big senior year. A Third-Team All-Big Ten honoree last season, Reuvers started all 31 games and led the team in scoring (13.1 ppg) and blocks (1.9), while second in rebounding (4.5 rpg). The forward from Lakeville, Minnesota scored in double figures in 24 of 31 games, including 12 of the final 15. Reuvers asserted his defensive presence with 58 blocks for the Badgers last season, which tied for the seventh-highest single-season total in UW history. He also recorded the fifth-highest single-season blocks total (60) his junior year. An Academic All-Big Ten student, Reuvers is pursuing his master's degree in Business: Supply Chain Management after majoring in Business: Finance and Investment Banking.

HONORS

- 2021 Karl Malone Award Watch List
- 2020-21 Preseason All-Big Ten Team
- 2020 Third-Team All-Big Ten
- 2019 Academic All-Big Ten
- Big Ten Player of the Week (11/11/19)

CAREER

- Earlier this season, became Wisconsin's all-time blocks leader by surpassing Ethan Happ (154) and Frank Kaminsky (153).
- Needs 84 points to reach 1,000 career points and join teammates Brad Davison and D'Mitrik Trice.

TOP SEASON PERFORMANCES

- **E. ILLINOIS (11/25/20):** Finished with a game-high 18 points (2-3 3FGs), 9 rebounds and 5 blocks.

SEASON HIGHS

POINTS: 18 vs. Eastern Illinois (11/25/20)  
FIELD GOALS: 6 vs. Eastern Illinois (11/25/20)  
FG ATTEMPTS: 10 (3x) MR vs. Loyola (12/15/20)  
3-POINT FGS: 3 vs. Green Bay (12/1/20)  
3-POINT FGAS: 4 (2x) MR at Marquette (12/4/20)  
FREE THROWS: 4 (2x) MR vs. UAPB (11/27/20)  
FT ATTEMPTS: 6 vs. Ark.-Pine Bluff (11/27/20)  
REBOUNDS: 9 vs. Eastern Illinois (11/25/20)  
ASSISTS: 3 vs. Louisville (12/19/20)  
BLOCKS: 5 vs. Eastern Illinois (11/25/20)  
STEALS: 1 (2x) MR vs. UAPB (11/27/20)  
MINUTES: 30 vs. Eastern Illinois (11/25/20)

CAREER HIGHS

POINTS: 22 (3x) MR vs. Milwaukee (12/21/19)  
FIELD GOALS: 8 (4x) MR vs. Milwaukee (12/21/19)  
FG ATTEMPTS: 18 (2x) MR at Minn. (2/5/20)  
3-POINT FGS: 4 at Maryland (1/14/19)  
3-POINT FGAS: 8 at Maryland (1/14/19)  
FREE THROWS: 10 at Ohio State (1/3/20)  
FT ATTEMPTS: 12 at Ohio State (1/3/20)  
REBOUNDS: 14 vs. Eastern Illinois (11/8/19)  
ASSISTS: 4 vs. Maryland (2/1/19)  
BLOCKS: 9 (2x) MR vs. E. Illinois (11/8/19)  
STEALS: 2 (7x) MR vs. Indiana (12/7/19)  
MINUTES: 42 vs. Saint Mary's (11/5/19)

GAME-BY-GAME STATISTICS

Opponent	Date	gs	min	Total		3-Pointers		Free throws		Rebounds				pf	a	t/o	blk	stl	pts	avg	
				fg-fga	pct	3fg-fga	pct	ft-fa	pct	off	def	tot	avg								
EASTERN ILLINOIS	11/25/20	*	29	6-10	.600	2-3	.667	4-5	.800	2	7	9	9.0	2	1	0	5	1	18	18.0	
ARK.-PINE BLUFF	11/27/20	*	22	5-7	.714	0-0	.000	4-6	.667	2	0	2	5.5	4	1	1	1	14	16.0		
GREEN BAY	12/01/20	*	19	5-9	.556	3-4	.750	0-0	.000	0	4	4	5.0	3	0	1	2	0	13	15.0	
at Marquette	12/04/20	*	25	4-10	.400	1-4	.250	2-2	1.000	0	3	3	4.5	4	1	1	2	0	11	14.0	
RHODE ISLAND	12/09/20	*	19	2-8	.250	0-1	.000	1-2	.500	2	3	5	4.6	4	0	2	3	0	5	12.2	
LOYOLA CHICAGO	12/15/20	*	25	3-10	.300	2-3	.667	0-0	.000	0	3	3	4.3	4	1	1	0	0	8	11.5	
LOUISVILLE	12/19/20	*	24	3-7	.429	1-3	.333	1-1	1.000	0	1	1	3.9	1	3	2	1	0	8	11.0	
NEBRASKA	12/22/20	*	21	3-6	.500	0-1	.000	4-4	1.000	1	3	4	3.9	2	1	3	0	0	10	10.9	
at Michigan St.	12/25/20	*	25	3-7	.429	0-2	.000	2-2	1.000	0	2	2	3.7	1	0	1	1	0	8	10.6	
Totals			9	209	34-74	.459	9-21	.429	18-22	.818	7	26	33	3.7	25	8	12	15	2	95	10.6

Games played: 9  
Minutes/game: 23.2  
Points/game: 10.6  
FG Pct: 45.9  
3FG Pct: 42.9  
FT Pct: 81.8

Rebounds/game: 3.7  
Assists/game: 0.9  
Turnovers/game: 1.3  
Assist/turnover ratio: 0.7  
Steals/game: 0.2  
Blocks/game: 1.7

CAREER STATISTICS

Season	gp-gs		min/avg		Total		3-Point		F-Throws		Rebounds				Scoring							
	gp	gs	min	avg	fg-fga	pct	fg-fga	pct	ft-fa	pct	off	def	tot	avg	pt	fo	ast	to	blk	stl	pts	avg
2017-18	28-15	466/16.6	58-152	.382	12-47	.255	20-24	.833	19	36	55	2.0	67	0	22	29	26	7	148	5.3		
2018-19	34-34	779/22.9	105-234	.449	32-84	.381	26-41	.634	42	91	133	3.9	81	1	34	32	60	10	268	7.9		
2019-20	31-31	811/26.2	147-328	.448	30-89	.337	81-103	.786	34	106	140	4.5	97	2	18	46	58	15	405	13.1		
2020-21	9-9	209/23.2	34-74	.459	9-21	.429	18-22	.818	7	26	33	3.7	25	0	8	12	15	2	95	10.6		
TOTAL	102-89	2265/22.2	344-788	.437	83-241	.344	145-190	.763	102	259	361	3.5	270	3	82	119	159	34	916	9.0		

# Individual Game by Game

## 3 | WALT McGRORY

Senior | Guard | 6-3 | 205  
Minneapolis, Minn. | Edina High School

### GAME-BY-GAME STATISTICS

### CAREER STATISTICS

Season	gp-gs	min/avg	Total		3-Point		F-Throws		Rebounds				Scoring			
			fg-fga	pct	fg-fga	pct	ft-fia	pct	off	def	tot	avg	pts	avg	pts	avg
2017-18	9-0	72/8.0	0-5	.000	0-3	.000	5-7	.714	0	8	8	0.9	5	0.6	5	0.6
2018-19	13-0	31/2.4	2-5	.400	2-4	.500	0-0	.000	0	2	2	0.2	2	0	1	0
2019-20	14-0	59/4.2	5-13	.385	2-7	.286	3-4	.750	2	7	9	0.6	9	0	5	1
TOTAL	36-0	162/4.5	7-23	.304	4-14	.286	8-11	.727	2	17	19	0.5	16	0	10	0

### SEASON HIGHS

POINTS: --  
FIELD GOALS: --  
FG ATTEMPTS: --  
3-POINT FGS: --  
3-POINT FGAS: --  
FREE THROWS: --  
FT ATTEMPTS: --  
REBOUNDS: --  
ASSISTS: --  
BLOCKS: --  
STEALS: --  
MINUTES: --

### CAREER HIGHS

POINTS: 9 vs. McNeese State (11/13/19)  
FIELD GOALS: 3 vs. McNeese State (11/13/19)  
FG ATTEMPTS: 6 vs. McNeese State (11/13/19)  
3-POINT FGS: 1 (4x) MR at Purdue (1/24/20)  
3-POINT FGAS: 3 vs. McNeese State (11/13/19)  
FREE THROWS: 4 vs. Green Bay (12/23/17)  
FT ATTEMPTS: 6 vs. Green Bay (12/23/17)  
REBOUNDS: 6 vs. Green Bay (12/23/17)  
ASSISTS: 2 vs. McNeese State (11/13/19)  
BLOCKS: --  
STEALS: 3 vs. UMass Lowell (12/30/17)  
MINUTES: 24 vs. McNeese State (11/13/19)

## 4 | CARTER HIGGINBOTTOM

Sophomore | Guard | 6-0 | 188  
Chicago, Ill. | St. Ignatius High School

### GAME-BY-GAME STATISTICS

Opponent	Date	gs	min	Total		3-Pointers		Free throws		Rebounds				pf	a	t/o	blk	stl	pts	avg
				fg-fga	pct	3fg-fga	pct	ft-fia	pct	off	def	tot	avg							
ARK-PINE BLUFF	11/27/20	2	0-1	.000	0-0	.000	0-0	.000	0	0	0	0.0	0	0	1	0	0	0	0	0.0
GREEN BAY	12/01/20	2	0-1	.000	0-0	.000	0-0	.000	0	0	0	0.0	0	0	1	0	0	0	0	0.0
LOUISVILLE	12/19/20	2	0-1	.000	0-0	.000	0-0	.000	0	0	0	0.0	0	0	0	0	0	0	0	0.0
Totals		0	6	0-3	.000	0-0	.000	0-0	.000	0	0	0	0.0	0	1	1	0	0	0	0.0

### CAREER STATISTICS

Season	gp-gs	min/avg	Total		3-Point		F-Throws		Rebounds				Scoring			
			fg-fga	pct	fg-fga	pct	ft-fia	pct	off	def	tot	avg	pts	avg	pts	avg
2019-20	9-0	9/1.0	0-1	.000	0-0	.000	0-0	.000	0	1	1	0.1	0	0	1	0
2020-21	3-0	6/2.0	0-3	.000	0-0	.000	0-0	.000	0	0	0	0.0	0	0	1	0
TOTAL	12-0	15/1.3	0-4	.000	0-0	.000	0-0	.000	0	1	1	0.1	0	0	2	0

### SEASON HIGHS

POINTS: --  
FIELD GOALS: --  
FG ATTEMPTS: 1 (2x) MR vs. Louisville (12/19/20)  
3-POINT FGS: --  
3-POINT FGAS: --  
FREE THROWS: --  
FT ATTEMPTS: --  
REBOUNDS: --  
ASSISTS: 1 vs. Green Bay (12/1/20)  
BLOCKS: --  
STEALS: --  
MINUTES: 2 (3x) MR vs. Louisville (12/19/20)

### CAREER HIGHS

POINTS: --  
FIELD GOALS: --  
FG ATTEMPTS: 1 (4x) MR vs. Louisville (12/19/20)  
3-POINT FGS: --  
3-POINT FGAS: --  
FREE THROWS: --  
FT ATTEMPTS: --  
REBOUNDS: 1 vs. Milwaukee (12/21/19)  
ASSISTS: 1 vs. Green Bay (12/1/20)  
BLOCKS: --  
STEALS: --  
MINUTES: 2 (3x) MR vs. Louisville (12/19/20)



# Individual Game by Game

## 13 | JUSTIN TAPHORN

Freshman | Guard | 6-5 | 198  
Pekin, Ill. | Pekin

### GAME-BY-GAME STATISTICS

Opponent	Date	gs	min	Total		3-Pointers		Free throws		Rebounds				pf	a	t/o	blk	stl	pts	avg
				fg-fga	pct	3fg-fga	pct	ft-fa	pct	off	def	tot	avg							
ARK.-PINE BLUFF	11/27/20	2		0-0	.000	0-0	.000	0-0	.000	0	0	0	0.0	0	0	0	0	0	0	0.0
GREEN BAY	12/01/20	2		0-1	.000	0-1	.000	0-0	.000	0	0	0	0.0	0	0	0	0	0	0	0.0
LOUISVILLE	12/19/20	4		0-0	.000	0-0	.000	0-0	.000	0	0	0	0.0	0	0	1	0	0	0	0.0
Totals		0	8	0-1	.000	0-1	.000	0-0	.000	0	0	0	0.0	0	0	1	0	0	0	0.0

### CAREER STATISTICS

Season	gp-gs	min/avg	Total		3-Point		F-Throws		Rebounds				pf	fo	ast	to	blk	stl	Scoring	
			fg-fga	pct	fg-fga	pct	ft-fa	pct	off	def	tot	avg							pts	avg
2020-21	3-0	8/2.7	0-1	.000	0-1	.000	0-0	.000	0	0	0	0.0	0	0	0	1	0	0	0	0.0
TOTAL	3-0	8/2.7	0-1	.000	0-1	.000	0-0	.000	0	0	0	0.0	0	0	0	1	0	0	0	0.0

### SEASON HIGHS

POINTS: --  
FIELD GOALS: --  
FG ATTEMPTS: 1 vs. Green Bay (12/1/20)  
3-POINT FGS: --  
3-POINT FGAS: 1 vs. Green Bay (12/1/20)  
FREE THROWS: --  
FT ATTEMPTS: --  
REBOUNDS: --  
ASSISTS: --  
BLOCKS: --  
STEALS: --  
MINUTES: 3 vs. Louisville (12/19/20)

### CAREER HIGHS

POINTS: --  
FIELD GOALS: --  
FG ATTEMPTS: 1 vs. Green Bay (12/1/20)  
3-POINT FGS: --  
3-POINT FGAS: 1 vs. Green Bay (12/1/20)  
FREE THROWS: --  
FT ATTEMPTS: --  
REBOUNDS: --  
ASSISTS: --  
BLOCKS: --  
STEALS: --  
MINUTES: 3 vs. Louisville (12/19/20)

## 14 | CARTER GILMORE

Freshman | Forward | 6-7 | 215  
Hartland, Wis. | Arrowhead

### GAME-BY-GAME STATISTICS

Opponent	Date	gs	min	Total		3-Pointers		Free throws		Rebounds				pf	a	t/o	blk	stl	pts	avg
				fg-fga	pct	3fg-fga	pct	ft-fa	pct	off	def	tot	avg							
EASTERN ILLINOIS	11/25/20	2		0-1	.000	0-1	.000	0-0	.000	0	0	0	0.0	1	0	0	0	0	0	0.0
ARK.-PINE BLUFF	11/27/20	3		0-1	.000	0-1	.000	0-0	.000	0	2	2	1.0	0	0	0	0	0	0	0.0
GREEN BAY	12/01/20	4		1-1	1.000	0-0	.000	0-0	.000	0	0	0	0.7	0	0	0	0	0	2	0.7
NEBRASKA	12/22/20	0		0-0	.000	0-0	.000	0-0	.000	0	0	0	0.5	0	0	0	0	0	0	0.5
Totals		0	9	1-3	.333	0-2	.000	0-0	.000	0	2	2	0.5	1	0	0	0	0	2	0.5

### CAREER STATISTICS

Season	gp-gs	min/avg	Total		3-Point		F-Throws		Rebounds				pf	fo	ast	to	blk	stl	Scoring	
			fg-fga	pct	fg-fga	pct	ft-fa	pct	off	def	tot	avg							pts	avg
2020-21	4-0	9/2.3	1-3	.333	0-2	.000	0-0	.000	0	2	2	0.5	1	0	0	0	0	0	2	0.5
TOTAL	4-0	9/2.3	1-3	.333	0-2	.000	0-0	.000	0	2	2	0.5	1	0	0	0	0	0	2	0.5

### SEASON HIGHS

POINTS: 2 vs. Green Bay (12/1/20)  
FIELD GOALS: 1 vs. Green Bay (12/1/20)  
FG ATTEMPTS: 1 (2x) MR vs. Green Bay (12/1/20)  
3-POINT FGS: --  
3-POINT FGAS: 1 vs. Ark-Pine Bluff (11/27/20)  
FREE THROWS: --  
FT ATTEMPTS: --  
REBOUNDS: 2 vs. Ark-Pine Bluff (11/27/20)  
ASSISTS: --  
BLOCKS: --  
STEALS: --  
MINUTES: 3 (2x) MR vs. Green Bay (12/1/20)

### CAREER HIGHS

POINTS: 2 vs. Green Bay (12/1/20)  
FIELD GOALS: 1 vs. Green Bay (12/1/20)  
FG ATTEMPTS: 1 (2x) MR vs. Green Bay (12/1/20)  
3-POINT FGS: --  
3-POINT FGAS: 1 vs. Ark-Pine Bluff (11/27/20)  
FREE THROWS: --  
FT ATTEMPTS: --  
REBOUNDS: 2 vs. Ark-Pine Bluff (11/27/20)  
ASSISTS: --  
BLOCKS: --  
STEALS: --  
MINUTES: 3 (2x) MR vs. Green Bay (12/1/20)

Individual Game by Game

22 | STEVEN CROWL

Freshman | Forward | 7-0 | 217  
Egan, Minn. | Eastview

GAME-BY-GAME STATISTICS

Opponent	Date	gs	min	Total		3-Pointers		Free throws		Rebounds				pf	a	t/o	blk	stl	pts	avg
				fg-fga	pct	3fg-fga	pct	ft-fa	pct	off	def	tot	avg							
EASTERN ILLINOIS	11/25/20	5	1-2	.500	0-0	.000	0-0	.000	1	0	1	1.0	1	0	1	0	0	0	2	2.0
ARK.-PINE BLUFF	11/27/20	9	1-1	1.000	0-0	.000	0-0	.000	0	1	1	1.0	4	1	1	1	0	2	2.0	2.0
GREEN BAY	12/01/20	7	1-2	.500	0-1	.000	0-0	.000	0	0	0	0.7	2	0	0	0	0	2	2.0	2.0
LOUISVILLE	12/19/20	6	1-2	.500	0-0	.000	0-0	.000	1	1	2	1.0	1	0	1	0	0	2	2.0	2.0
NEBRASKA	12/22/20	0	0-0	.000	0-0	.000	0-0	.000	0	1	1	1.0	0	0	0	0	0	0	1.6	1.6
Totals		0	27	4-7	.571	0-1	.000	0-0	.000	2	3	5	1.0	8	1	3	1	0	8	1.6

CAREER STATISTICS

Season	gp-gs	min/avg	Total		3-Point		F-Throws		Rebounds				pf	fo	ast	to	blk	stl	Scoring	
			fg-fga	pct	fg-fga	pct	ft-fa	pct	off	def	tot	avg							pts	avg
2020-21	5-0	27/5.4	4-7	.571	0-1	.000	0-0	.000	2	3	5	1.0	8	0	1	3	1	0	8	1.6
TOTAL	5-0	27/5.4	4-7	.571	0-1	.000	0-0	.000	2	3	5	1.0	8	0	1	3	1	0	8	1.6

SEASON HIGHS

POINTS: 2 (4x) MR vs. Louisville (12/19/20)  
FIELD GOALS: 1 (4x) MR vs. Louisville (12/19/20)  
FG ATTEMPTS: 2 (3x) MR vs. Louisville (12/19/20)  
3-POINT FGS: --  
3-POINT FGAS: 1 vs. Green Bay (12/1/20)  
FREE THROWS: --  
FT ATTEMPTS: --  
REBOUNDS: 2 vs. Louisville (12/19/20)  
ASSISTS: 1 vs. Ark.-Pine Bluff (11/27/20)  
BLOCKS: 1 vs. Ark.-Pine Bluff (11/27/20)  
STEALS: --  
MINUTES: 11 vs. Ark.-Pine Bluff (11/27/20)

CAREER HIGHS

POINTS: 2 (4x) MR vs. Louisville (12/19/20)  
FIELD GOALS: 1 (4x) MR vs. Louisville (12/19/20)  
FG ATTEMPTS: 2 (3x) MR vs. Louisville (12/19/20)  
3-POINT FGS: --  
3-POINT FGAS: 1 vs. Green Bay (12/1/20)  
FREE THROWS: --  
FT ATTEMPTS: --  
REBOUNDS: 2 vs. Louisville (12/19/20)  
ASSISTS: 1 vs. Ark.-Pine Bluff (11/27/20)  
BLOCKS: 1 vs. Ark.-Pine Bluff (11/27/20)  
STEALS: --  
MINUTES: 11 vs. Ark.-Pine Bluff (11/27/20)

24 | JORDAN DAVIS

Freshman | Guard | 6-4 | 202  
La Crosse, Wis. | La Crosse Central

GAME-BY-GAME STATISTICS

Opponent	Date	gs	min	Total		3-Pointers		Free throws		Rebounds				pf	a	t/o	blk	stl	pts	avg
				fg-fga	pct	3fg-fga	pct	ft-fa	pct	off	def	tot	avg							
ARK.-PINE BLUFF	11/27/20	3	0-0	.000	0-0	.000	0-0	.000	0	0	0	0.0	0	0	0	0	0	0	0	0.0
GREEN BAY	12/01/20	2	1-1	1.000	1-1	1.000	0-0	.000	0	0	0	0.0	0	0	0	0	0	0	3	1.5
LOUISVILLE	12/19/20	4	0-0	.000	0-0	.000	0-0	.000	0	0	0	0.0	0	0	0	0	0	0	0	1.0
NEBRASKA	12/22/20	0	0-0	.000	0-0	.000	0-0	.000	0	0	0	0.0	0	0	0	0	0	0	0	0.8
Totals		0	9	1-1	1.000	1-1	1.000	0-0	.000	0	0	0	0.0	0	0	0	0	0	3	0.8

CAREER STATISTICS

Season	gp-gs	min/avg	Total		3-Point		F-Throws		Rebounds				pf	fo	ast	to	blk	stl	Scoring	
			fg-fga	pct	fg-fga	pct	ft-fa	pct	off	def	tot	avg							pts	avg
2020-21	4-0	9/2.3	1-1	1.000	1-1	1.000	0-0	.000	0	0	0	0.0	0	0	0	0	0	0	3	0.8
TOTAL	4-0	9/2.3	1-1	1.000	1-1	1.000	0-0	.000	0	0	0	0.0	0	0	0	0	0	0	3	0.8

SEASON HIGHS

POINTS: 3 vs. Green Bay (12/1/20)  
FIELD GOALS: 1 vs. Green Bay (12/1/20)  
FG ATTEMPTS: 1 vs. Green Bay (12/1/20)  
3-POINT FGS: 1 vs. Green Bay (12/1/20)  
3-POINT FGAS: 1 vs. Green Bay (12/1/20)  
FREE THROWS: --  
FT ATTEMPTS: --  
REBOUNDS: --  
ASSISTS: --  
BLOCKS: --  
STEALS: --  
MINUTES: 4 vs. Louisville (12/19/20)

CAREER HIGHS

POINTS: 3 vs. Green Bay (12/1/20)  
FIELD GOALS: 1 vs. Green Bay (12/1/20)  
FG ATTEMPTS: 1 vs. Green Bay (12/1/20)  
3-POINT FGS: 1 vs. Green Bay (12/1/20)  
3-POINT FGAS: 1 vs. Green Bay (12/1/20)  
FREE THROWS: --  
FT ATTEMPTS: --  
REBOUNDS: --  
ASSISTS: --  
BLOCKS: --  
STEALS: --  
MINUTES: 4 vs. Louisville (12/19/20)

# Individual Game by Game

## 32 | JOE HEDSTROM

Sophomore | Center | 7-0 | 247  
Hopkins, Minn. | Hopkins

### GAME-BY-GAME STATISTICS

Opponent	Date	gs	min	Total		3-Pointers		Free throws		Rebounds				pf	a	t/o	blk	stl	pts	avg
				fg-fga	pct	3fg-fga	pct	ft-fa	pct	off	def	tot	avg							
EASTERN ILLINOIS	11/25/20	2		0-0	.000	0-0	.000	0-0	.000	0	0	0	0.0	0	0	0	0	0	0	0.0
ARK.-PINE BLUFF	11/27/20	3		0-1	.000	0-0	.000	1-2	.500	0	0	0	0.0	1	0	0	0	0	1	0.5
GREEN BAY	12/01/20	2		0-0	.000	0-0	.000	0-0	.000	1	0	1	0.3	1	0	0	0	0	0	0.3
LOUISVILLE	12/19/20	4		1-3	.333	1-1	1.000	0-0	.000	1	0	1	0.5	2	0	0	0	0	3	1.0
Totals		0	11	1-4	.250	1-1	1.000	1-2	.500	2	0	2	0.5	4	0	0	0	0	4	1.0

### CAREER STATISTICS

Season	gp-gs	min/avg	Total		3-Point		F-Throws		Rebounds				pf	fo	ast	to	blk	stl	Scoring	
			fg-fga	pct	fg-fga	pct	ft-fa	pct	off	def	tot	avg							pts	avg
2019-20	6-0	14/2.3	1-2	.500	0-0	.000	0-0	.000	1	1	2	0.3	3	0	0	1	0	0	2	0.3
2020-21	4-0	11/2.8	1-4	.250	1-1	1.000	1-2	.500	2	0	2	0.5	4	0	0	0	0	0	4	1.0
TOTAL	10-0	25/2.5	2-6	.333	1-1	1.000	1-2	.500	3	1	4	0.4	7	0	0	1	0	0	6	0.6

### SEASON HIGHS

POINTS: 3 vs. Louisville (12/19/20)  
FIELD GOALS: 1 vs. Louisville (12/19/20)  
FG ATTEMPTS: 3 vs. Louisville (12/19/20)  
3-POINT FGS: 1 vs. Louisville (12/19/20)  
3-POINT FGAS: 1 vs. Louisville (12/19/20)  
FREE THROWS: 1 vs. Ark.-Pine Bluff (11/27/20)  
FT ATTEMPTS: 2 vs. Ark.-Pine Bluff (11/27/20)  
REBOUNDS: 1 (2x) MR vs. Louisville (12/19/20)  
ASSISTS: --  
BLOCKS: --  
STEALS: --  
MINUTES: 4 vs. Louisville (12/19/20)

### CAREER HIGHS

POINTS: 3 vs. Louisville (12/19/20)  
FIELD GOALS: 1 vs. Louisville (12/19/20)  
FG ATTEMPTS: 3 vs. Louisville (12/19/20)  
3-POINT FGS: 1 vs. Louisville (12/19/20)  
3-POINT FGAS: 1 vs. Louisville (12/19/20)  
FREE THROWS: 1 vs. Ark.-Pine Bluff (11/27/20)  
FT ATTEMPTS: 2 vs. Ark.-Pine Bluff (11/27/20)  
REBOUNDS: 1 (3x) MR vs. Louisville (12/19/20)  
ASSISTS: --  
BLOCKS: --  
STEALS: --  
MINUTES: 4 vs. Louisville (12/19/20)

# INDIVIDUAL CAREER STATISTICS

Updated Through December 25, 2020

## Anderson, Trevor

Season	gp-gs	min/avg	Total		3-Point		F-Throws		Rebounds										Scoring	
			fg-fga	pct	fg-fga	pct	ft-fa	pct	off	def	tot	avg	pf	fo	ast	to	blk	stl	pts	avg
2016-17*	20-20	570/28.5	58-145	.400	35-93	.376	45-56	.804	11	46	57	2.9	32	0	53	37	1	15	196	9.8
2018-19	8-0	55/6.9	6-10	.600	1-1	1.000	0-0	.000	1	8	9	1.1	3	0	3	1	0	0	13	1.6
2019-20	31-0	379/12.2	19-49	.388	7-25	.280	11-14	.786	7	34	41	1.3	18	0	38	17	1	4	56	1.8
2020-21	9-0	140/15.6	13-17	.765	6-7	.857	5-8	.625	3	13	16	1.8	8	0	16	5	0	3	37	4.1
TOTAL	48-0	574/12.0	38-76	.500	14-33	.424	16-22	.727	11	55	66	1.4	29	0	57	23	1	7	106	2.2
All*	68-20	1144/16.8	96-221	.434	49-126	.389	61-78	.782	22	101	123	1.8	61	0	110	60	2	22	302	4.4

\* Statistics from prior team/school

## Carlson, Ben

Season	gp-gs	min/avg	Total		3-Point		F-Throws		Rebounds										Scoring	
			fg-fga	pct	fg-fga	pct	ft-fa	pct	off	def	tot	avg	pf	fo	ast	to	blk	stl	pts	avg
2020-21	6-0	63/10.5	6-11	.545	1-3	.333	7-8	.875	1	5	6	1.0	10	0	4	1	3	1	20	3.3
TOTAL	6-0	63/10.5	6-11	.545	1-3	.333	7-8	.875	1	5	6	1.0	10	0	4	1	3	1	20	3.3

## Crowl, Steven

Season	gp-gs	min/avg	Total		3-Point		F-Throws		Rebounds										Scoring	
			fg-fga	pct	fg-fga	pct	ft-fa	pct	off	def	tot	avg	pf	fo	ast	to	blk	stl	pts	avg
2020-21	5-0	27/5.4	4-7	.571	0-1	.000	0-0	.000	2	3	5	1.0	8	0	1	3	1	0	8	1.6
TOTAL	5-0	27/5.4	4-7	.571	0-1	.000	0-0	.000	2	3	5	1.0	8	0	1	3	1	0	8	1.6

## Jonathan Davis

Season	gp-gs	min/avg	Total		3-Point		F-Throws		Rebounds										Scoring	
			fg-fga	pct	fg-fga	pct	ft-fa	pct	off	def	tot	avg	pf	fo	ast	to	blk	stl	pts	avg
2020-21	9-0	204/22.7	28-60	.467	4-9	.444	10-16	.625	15	28	43	4.8	12	0	12	6	7	6	70	7.8
TOTAL	9-0	204/22.7	28-60	.467	4-9	.444	10-16	.625	15	28	43	4.8	12	0	12	6	7	6	70	7.8

## Davis, Jordan

Season	gp-gs	min/avg	Total		3-Point		F-Throws		Rebounds										Scoring	
			fg-fga	pct	fg-fga	pct	ft-fa	pct	off	def	tot	avg	pf	fo	ast	to	blk	stl	pts	avg
2020-21	4-0	9/2.3	1-1	1.000	1-1	1.000	0-0	.000	0	0	0	0.0	0	0	0	0	0	0	3	0.8
TOTAL	4-0	9/2.3	1-1	1.000	1-1	1.000	0-0	.000	0	0	0	0.0	0	0	0	0	0	0	3	0.8

## Davison, Brad

Season	gp-gs	min/avg	Total		3-Point		F-Throws		Rebounds										Scoring	
			fg-fga	pct	fg-fga	pct	ft-fa	pct	off	def	tot	avg	pf	fo	ast	to	blk	stl	pts	avg
2017-18	33-29	1028/31.2	124-306	.405	60-169	.355	90-110	.818	10	66	76	2.3	109	3	83	59	1	40	398	12.1
2018-19	34-34	1096/32.2	115-299	.385	52-149	.349	76-94	.809	10	101	111	3.3	79	2	62	34	2	36	358	10.5
2019-20	30-30	926/30.9	92-233	.395	47-131	.359	65-77	.844	16	113	129	4.3	73	1	56	27	0	23	296	9.9
2020-21	9-9	243/27.0	27-67	.403	17-39	.436	30-34	.882	2	24	26	2.9	15	1	24	4	0	10	101	11.2
TOTAL	106-102	3293/31.1	358-905	.396	176-488	.361	261-315	.829	38	304	342	3.2	276	7	225	124	3	109	1153	10.9

## Aleem Ford

Season	gp-gs	min/avg	Total		3-Point		F-Throws		Rebounds										Scoring	
			fg-fga	pct	fg-fga	pct	ft-fa	pct	off	def	tot	avg	pf	fo	ast	to	blk	stl	pts	avg
2017-18	33-20	805/24.4	60-150	.400	45-110	.409	27-33	.818	20	71	91	2.8	64	1	30	25	6	11	192	5.8
2018-19	31-0	429/13.8	35-103	.340	23-80	.288	4-4	1.000	11	48	59	1.9	44	0	11	16	4	8	97	3.1
2019-20	31-31	777/25.1	96-222	.432	41-120	.342	34-49	.694	38	99	137	4.4	61	2	33	31	12	15	267	8.6
2020-21	9-9	220/24.4	31-69	.449	12-37	.324	12-15	.800	5	31	36	4.0	21	1	11	8	7	5	86	9.6
TOTAL	104-60	2231/21.5	222-544	.408	121-347	.349	77-101	.762	74	249	323	3.1	190	4	85	80	29	39	642	6.2



# INDIVIDUAL CAREER STATISTICS

Updated Through December 25, 2020

## Gilmore, Carter

Season	gp-gs	min/avg	Total		3-Point		F-Throws		Rebounds				pf	fo	ast	to	blk	stl	Scoring	
			fg-fga	pct	fg-fga	pct	ft-fa	pct	off	def	tot	avg							pts	avg
2020-21	4-0	9/2.3	1-3	.333	0-2	.000	0-0	.000	0	2	2	0.5	1	0	0	0	0	0	2	0.5
TOTAL	4-0	9/2.3	1-3	.333	0-2	.000	0-0	.000	0	2	2	0.5	1	0	0	0	0	0	2	0.5

## Hedstrom, Joe

Season	gp-gs	min/avg	Total		3-Point		F-Throws		Rebounds				pf	fo	ast	to	blk	stl	Scoring	
			fg-fga	pct	fg-fga	pct	ft-fa	pct	off	def	tot	avg							pts	avg
2019-20	6-0	14/2.3	1-2	.500	0-0	.000	0-0	.000	1	1	2	0.3	3	0	0	1	0	0	2	0.3
2020-21	4-0	11/2.8	1-4	.250	1-1	1.000	1-2	.500	2	0	2	0.5	4	0	0	0	0	0	4	1.0
TOTAL	10-0	25/2.5	2-6	.333	1-1	1.000	1-2	.500	3	1	4	0.4	7	0	0	1	0	0	6	0.6

## Carter Higginbottom

Season	gp-gs	min/avg	Total		3-Point		F-Throws		Rebounds				pf	fo	ast	to	blk	stl	Scoring	
			fg-fga	pct	fg-fga	pct	ft-fa	pct	off	def	tot	avg							pts	avg
2019-20	9-0	9/1.0	0-1	.000	0-0	.000	0-0	.000	0	1	1	0.1	0	0	0	1	0	0	0	0.0
2020-21	3-0	6/2.0	0-3	.000	0-0	.000	0-0	.000	0	0	0	0.0	0	0	1	1	0	0	0	0.0
TOTAL	12-0	15/1.3	0-4	.000	0-0	.000	0-0	.000	0	1	1	0.1	0	0	1	2	0	0	0	0.0

## McGrory, Walt

Season	gp-gs	min/avg	Total		3-Point		F-Throws		Rebounds				pf	fo	ast	to	blk	stl	Scoring	
			fg-fga	pct	fg-fga	pct	ft-fa	pct	off	def	tot	avg							pts	avg
2017-18	9-0	72/8.0	0-5	.000	0-3	.000	5-7	.714	0	8	8	0.9	5	0	4	7	0	4	5	0.6
2018-19	13-0	31/2.4	2-5	.400	2-4	.500	0-0	.000	0	2	2	0.2	2	0	1	2	0	0	6	0.5
2019-20	14-0	59/4.2	5-13	.385	2-7	.286	3-4	.750	2	7	9	0.6	9	0	5	1	0	1	15	1.1
TOTAL	36-0	162/4.5	7-23	.304	4-14	.286	8-11	.727	2	17	19	0.5	16	0	10	10	0	5	26	0.7

## Potter, Micah

Season	gp-gs	min/avg	Total		3-Point		F-Throws		Rebounds				pf	fo	ast	to	blk	stl	Scoring	
			fg-fga	pct	fg-fga	pct	ft-fa	pct	off	def	tot	avg							pts	avg
2019-20	21-3	374/17.8	76-144	.528	23-51	.451	37-43	.860	33	98	131	6.2	36	0	8	33	21	8	212	10.1
2020-21	9-9	205/22.8	38-71	.535	12-24	.500	30-36	.833	15	49	64	7.1	16	0	17	14	1	3	118	13.1
TOTAL	30-12	579/19.3	114-215	.530	35-75	.467	67-79	.848	48	147	195	6.5	52	0	25	47	22	11	330	11.0

## Reuvers, Nate

Season	gp-gs	min/avg	Total		3-Point		F-Throws		Rebounds				pf	fo	ast	to	blk	stl	Scoring	
			fg-fga	pct	fg-fga	pct	ft-fa	pct	off	def	tot	avg							pts	avg
2017-18	28-15	466/16.6	58-152	.382	12-47	.255	20-24	.833	19	36	55	2.0	67	0	22	29	26	7	148	5.3
2018-19	34-34	779/22.9	105-234	.449	32-84	.381	26-41	.634	42	91	133	3.9	81	1	34	32	60	10	268	7.9
2019-20	31-31	811/26.2	147-328	.448	30-89	.337	81-103	.786	34	106	140	4.5	97	2	18	46	58	15	405	13.1
2020-21	9-9	209/23.2	34-74	.459	9-21	.429	18-22	.818	7	26	33	3.7	25	0	8	12	15	2	95	10.6
TOTAL	102-89	2265/22.2	344-788	.437	83-241	.344	145-190	.763	102	259	361	3.5	270	3	82	119	159	34	916	9.0

## Taphorn, Justin

Season	gp-gs	min/avg	Total		3-Point		F-Throws		Rebounds				pf	fo	ast	to	blk	stl	Scoring	
			fg-fga	pct	fg-fga	pct	ft-fa	pct	off	def	tot	avg							pts	avg
2020-21	3-0	8/2.7	0-1	.000	0-1	.000	0-0	.000	0	0	0	0.0	0	0	0	1	0	0	0	0.0
TOTAL	3-0	8/2.7	0-1	.000	0-1	.000	0-0	.000	0	0	0	0.0	0	0	0	1	0	0	0	0.0

# INDIVIDUAL CAREER STATISTICS

Updated Through December 25, 2020

## D'Mitrik Trice

Season	gp-gs	min/avg	Total		3-Point		F-Throws		Rebounds				pf	fo	ast	to	blk	stl	Scoring	
			fg-fga	pct	fg-fga	pct	ft-fa	pct	off	def	tot	avg							pts	avg
2016-17	37-2	677/18.3	70-184	.380	38-91	.418	30-38	.789	7	62	69	1.9	51	0	63	37	3	20	208	5.6
2017-18	10-10	315/31.5	35-92	.380	12-40	.300	12-17	.706	2	18	20	2.0	13	0	23	13	1	6	94	9.4
2018-19	34-34	1107/32.6	133-346	.384	76-195	.390	51-68	.750	6	88	94	2.8	65	1	90	45	1	30	393	11.6
2019-20	31-31	997/32.2	104-274	.380	56-149	.376	41-55	.745	8	117	125	4.0	37	0	131	53	4	24	305	9.8
2020-21	9-9	254/28.2	37-88	.420	17-41	.415	26-36	.722	0	28	28	3.1	9	0	29	10	0	10	117	13.0
TOTAL	121-86	3350/27.7	379-984	.385	199-516	.386	160-214	.748	23	313	336	2.8	175	1	336	158	9	90	1117	9.2

## Tyler Wahl

Season	gp-gs	min/avg	Total		3-Point		F-Throws		Rebounds				pf	fo	ast	to	blk	stl	Scoring	
			fg-fga	pct	fg-fga	pct	ft-fa	pct	off	def	tot	avg							pts	avg
2019-20	31-3	479/15.5	34-79	.430	6-28	.214	7-18	.389	34	48	82	2.6	64	0	32	33	5	20	81	2.6
2020-21	9-0	192/21.3	14-30	.467	2-9	.222	12-19	.632	7	33	40	4.4	23	0	13	8	10	9	42	4.7
TOTAL	40-3	671/16.8	48-109	.440	8-37	.216	19-37	.514	41	81	122	3.1	87	0	45	41	15	29	123	3.1

# SEASON STATISTICS

Updated Through December 25, 2020

RECORD:	OVERALL	HOME	AWAY	NEUTRAL
ALL GAMES	8-1	7-0	1-1	0-0
CONFERENCE	2-0	1-0	1-0	0-0
NON-CONFERENCE	6-1	6-0	0-1	0-0

##	Player	gp-gs	min	avg	Total		3-Point		F-Throw		Rebounds				pf	dq	a	to	blk	stl	pts	avg
					fg-fga	fg%	3fg-fga	3fg%	ft-fa	ft%	off	def	tot	avg								
11	Potter, Micah	9-9	205	22.8	38-71	.535	12-24	.500	30-36	.833	15	49	64	7.1	16	0	17	14	1	3	118	13.1
00	D'Mitrik Trice	9-9	254	28.2	37-88	.420	17-41	.415	26-36	.722	0	28	28	3.1	9	0	29	10	0	10	117	13.0
34	Davison, Brad	9-9	243	27.0	27-67	.403	17-39	.436	30-34	.882	2	24	26	2.9	15	1	24	4	0	10	101	11.2
35	Reuvers, Nate	9-9	209	23.2	34-74	.459	9-21	.429	18-22	.818	7	26	33	3.7	25	0	8	12	15	2	95	10.6
02	Aleem Ford	9-9	220	24.4	31-69	.449	12-37	.324	12-15	.800	5	31	36	4.0	21	1	11	8	7	5	86	9.6
01	Jonathan Davis	9-0	204	22.7	28-60	.467	4-9	.444	10-16	.625	15	28	43	4.8	12	0	12	6	7	6	70	7.8
5	Tyler Wahl	9-0	192	21.3	14-30	.467	2-9	.222	12-19	.632	7	33	40	4.4	23	0	13	8	10	9	42	4.7
12	Anderson, Trevor	9-0	140	15.6	13-17	.765	6-7	.857	5-8	.625	3	13	16	1.8	8	0	16	5	0	3	37	4.1
20	Carlson, Ben	6-0	63	10.5	6-11	.545	1-3	.333	7-8	.875	1	5	6	1.0	10	0	4	1	3	1	20	3.3
22	Crowl, Steven	5-0	27	5.4	4-7	.571	0-1	.000	0-0	.000	2	3	5	1.0	8	0	1	3	1	0	8	1.6
32	Hedstrom, Joe	4-0	11	2.8	1-4	.250	1-1	1.000	1-2	.500	2	0	2	0.5	4	0	0	0	0	0	4	1.0
24	Davis, Jordan	4-0	9	2.3	1-1	1.000	1-1	1.000	0-0	.000	0	0	0	0.0	0	0	0	0	0	0	3	0.8
14	Gilmore, Carter	4-0	9	2.3	1-3	.333	0-2	.000	0-0	.000	0	2	2	0.5	1	0	0	0	0	0	2	0.5
13	Taphorn, Justin	3-0	8	2.7	0-1	.000	0-1	.000	0-0	.000	0	0	0	0.0	0	0	0	1	0	0	0	0.0
04	Carter Higginbottom	3-0	6	2.0	0-3	.000	0-0	.000	0-0	.000	0	0	0	0.0	0	0	1	1	0	0	0	0.0
Team											10	6	16					2				
Total.....		9	1800		235-506	.464	82-196	.418	151-196	.770	69	248	317	35.2	152	2	136	75	44	49	703	78.1
Opponents.....		9	1800		183-488	.375	53-155	.342	117-164	.713	70	218	288	32.0	175	5	92	116	25	37	536	59.6

TEAM STATISTICS	WIS	OPP	Date	Opponent	Score	Att.
SCORING	703	536	11/25/20	EASTERN ILLINOIS	w 77-67	0
Points per game	78.1	59.6	11/27/20	ARK.-PINE BLUFF	w 92-58	0
Scoring margin	+18.6	-	12/01/20	GREEN BAY	w 82-42	0
FIELD GOALS-ATT	235-506	183-488	12/04/20	at Marquette	L 65-67	0
Field goal pct	.464	.375	12/09/20	RHODE ISLAND	w 73-62	0
3 POINT FG-ATT	82-196	53-155	12/15/20	LOYOLA CHICAGO	w 77-63	0
3-point FG pct	.418	.342	12/19/20	LOUISVILLE	w 85-48	0
3-pt FG made per game	9.1	5.9	* 12/22/20	NEBRASKA	w 67-53	0
FREE THROWS-ATT	151-196	117-164	* 12/25/20	at Michigan St.	w 85-76	0
Free throw pct	.770	.713	* - Conference game			
F-Throws made per game	16.8	13.0				
REBOUNDS	317	288				
Rebounds per game	35.2	32.0				
Rebounding margin	+3.2	-				
ASSISTS	136	92				
Assists per game	15.1	10.2				
TURNOVERS	75	116				
Turnovers per game	8.3	12.9				
Turnover margin	+4.6	-				
Assist/turnover ratio	1.8	0.8				
STEALS	49	37				
Steals per game	5.4	4.1				
BLOCKS	44	25				
Blocks per game	4.9	2.8				
ATTENDANCE	0	0				
Home games-Avg/Game	7-0	2-0				
Neutral site-Avg/Game	-	0-0				

Score by Periods	1st	2nd	Totals
Wisconsin	335	368	703
Opponents	212	324	536

# BIG TEN STATISTICS

Updated Through December 25, 2020

RECORD:	OVERALL	HOME	AWAY	NEUTRAL
ALL GAMES	2-0	1-0	1-0	0-0
CONFERENCE	2-0	1-0	1-0	0-0
NON-CONFERENCE	0-0	0-0	0-0	0-0

##	Player	gp-gs	min	avg	Total		3-Point		F-Throw		Rebounds				pf	dq	a	to	blk	stl	pts	avg
					fg-fga	fg%	3fg-fga	3fg%	ft-fa	ft%	off	def	tot	avg								
00	D'Mitrik Trice	2-2	65	32.5	10-27	.370	5-14	.357	11-15	.733	0	6	6	3.0	1	0	3	5	0	2	36	18.0
34	Davison, Brad	2-2	62	31.0	9-21	.429	4-10	.400	4-4	1.000	1	6	7	3.5	3	0	11	1	0	2	26	13.0
02	Aleem Ford	2-2	51	25.5	9-15	.600	2-8	.250	6-6	1.000	0	12	12	6.0	8	1	2	2	2	2	26	13.0
11	Potter, Micah	2-2	48	24.0	6-12	.500	3-6	.500	6-7	.857	3	14	17	8.5	2	0	7	2	0	0	21	10.5
35	Reuvers, Nate	2-2	46	23.0	6-13	.462	0-3	.000	6-6	1.000	1	5	6	3.0	3	0	1	4	1	0	18	9.0
01	Jonathan Davis	2-0	55	27.5	6-13	.462	1-2	.500	1-3	.333	3	5	8	4.0	4	0	2	1	1	1	14	7.0
05	Tyler Wahl	2-0	36	18.0	2-4	.500	0-1	.000	2-2	1.000	0	5	5	2.5	7	0	3	2	1	0	6	3.0
12	Anderson, Trevor	2-0	37	18.5	1-2	.500	1-1	1.000	2-2	1.000	1	3	4	2.0	0	0	3	0	0	0	5	2.5
24	Davis, Jordan	1-0	0	0.0	0-0	.000	0-0	.000	0-0	.000	0	0	0	0.0	0	0	0	0	0	0	0	0.0
22	Crowl, Steven	1-0	0	0.0	0-0	.000	0-0	.000	0-0	.000	0	1	1	1.0	0	0	0	0	0	0	0	0.0
14	Gilmore, Carter	1-0	0	0.0	0-0	.000	0-0	.000	0-0	.000	0	0	0	0.0	0	0	0	0	0	0	0	0.0
Team											3	0	3					1				
Total.....		2	400		49-107	.458	16-45	.356	38-45	.844	12	57	69	34.5	28	1	32	18	5	7	152	76.0
Opponents.....		2	400		45-111	.405	16-38	.421	23-33	.697	15	46	61	30.5	41	1	35	23	6	8	129	64.5

TEAM STATISTICS	WIS	OPP	Date	Opponent	Score	Att.
SCORING	152	129	* 12/22/20	NEBRASKA	w 67-53	0
Points per game	76.0	64.5	* 12/25/20	at Michigan St.	w 85-76	0
Scoring margin	+11.5	-	* - Conference game			
FIELD GOALS-ATT	49-107	45-111				
Field goal pct	.458	.405				
3 POINT FG-ATT	16-45	16-38				
3-point FG pct	.356	.421				
3-pt FG made per game	8.0	8.0				
FREE THROWS-ATT	38-45	23-33				
Free throw pct	.844	.697				
F-Throws made per game	19.0	11.5				
REBOUNDS	69	61				
Rebounds per game	34.5	30.5				
Rebounding margin	+4.0	-				
ASSISTS	32	35				
Assists per game	16.0	17.5				
TURNOVERS	18	23				
Turnovers per game	9.0	11.5				
Turnover margin	+2.5	-				
Assist/turnover ratio	1.8	1.5				
STEALS	7	8				
Steals per game	3.5	4.0				
BLOCKS	5	6				
Blocks per game	2.5	3.0				
ATTENDANCE	0	0				
Home games-Avg/Game	1-0	1-0				
Neutral site-Avg/Game	-	0-0				

Score by Periods	1st	2nd	Totals
Wisconsin	67	85	152
Opponents	66	63	129



# HOME STATISTICS

Updated Through December 22, 2020

RECORD:	OVERALL	HOME	AWAY	NEUTRAL
ALL GAMES	7-0	7-0	0-0	0-0
CONFERENCE	1-0	1-0	0-0	0-0
NON-CONFERENCE	6-0	6-0	0-0	0-0

##	Player	gp-gs	min	avg	Total		3-Point		F-Throw		Rebounds				pf	dq	a	to	blk	stl	pts	avg
					fg-fga	fg%	3fg-fga	3fg%	ft-fa	ft%	off	def	tot	avg								
11	Potter, Micah	7-7	161	23.0	32-60	.533	9-19	.474	25-30	.833	13	40	53	7.6	13	0	12	10	1	3	98	14.0
34	Davison, Brad	7-7	196	28.0	23-53	.434	16-31	.516	24-27	.889	1	20	21	3.0	9	0	17	3	0	7	86	12.3
35	Reuvers, Nate	7-7	159	22.7	27-57	.474	8-15	.533	14-18	.778	7	21	28	4.0	20	0	7	10	12	2	76	10.9
00	D'Mitrik Trice	7-7	190	27.1	24-60	.400	10-29	.345	13-19	.684	0	20	20	2.9	8	0	25	5	0	7	71	10.1
02	Aleem Ford	7-7	170	24.3	23-53	.434	9-28	.321	9-11	.818	3	24	27	3.9	14	0	7	7	5	2	64	9.1
01	Jonathan Davis	7-0	144	20.6	21-47	.447	4-8	.500	5-9	.556	11	24	35	5.0	6	0	10	6	6	4	51	7.3
05	Tyler Wahl	7-0	149	21.3	11-24	.458	2-8	.250	11-17	.647	6	28	34	4.9	16	0	11	6	8	8	35	5.0
12	Anderson, Trevor	7-0	108	15.4	13-15	.867	6-6	1.000	3-6	.500	0	11	11	1.6	7	0	12	4	0	3	35	5.0
20	Carlson, Ben	5-0	53	10.6	6-10	.600	1-3	.333	7-8	.875	0	5	5	1.0	8	0	4	1	3	1	20	4.0
22	Crowl, Steven	5-0	27	5.4	4-7	.571	0-1	.000	0-0	.000	2	3	5	1.0	8	0	1	3	1	0	8	1.6
32	Hedstrom, Joe	4-0	11	2.8	1-4	.250	1-1	1.000	1-2	.500	2	0	2	0.5	4	0	0	0	0	0	4	1.0
24	Davis, Jordan	4-0	9	2.3	1-1	1.000	1-1	1.000	0-0	.000	0	0	0	0.0	0	0	0	0	0	0	3	0.8
14	Gilmore, Carter	4-0	9	2.3	1-3	.333	0-2	.000	0-0	.000	0	2	2	0.5	1	0	0	0	0	0	2	0.5
13	Taphorn, Justin	3-0	8	2.7	0-1	.000	0-1	.000	0-0	.000	0	0	0	0.0	0	0	0	1	0	0	0	0.0
04	Carter Higginbottom	3-0	6	2.0	0-3	.000	0-0	.000	0-0	.000	0	0	0	0.0	0	0	1	1	0	0	0	0.0
Team											5	4	9					1				
Total.....		7	1400		187-398	.470	67-153	.438	112-147	.762	50	202	252	36.0	114	0	107	58	36	37	553	79.0
Opponents.....		7	1400		135-382	.353	40-130	.308	83-120	.692	52	172	224	32.0	132	5	59	91	23	28	393	56.1

TEAM STATISTICS	WIS	OPP	Date	Opponent	Score	Att.
SCORING	553	393	11/25/20	EASTERN ILLINOIS	w 77-67	0
Points per game	79.0	56.1	11/27/20	ARK.-PINE BLUFF	w 92-58	0
Scoring margin	+22.9	-	12/01/20	GREEN BAY	w 82-42	0
FIELD GOALS-ATT	187-398	135-382	12/09/20	RHODE ISLAND	w 73-62	0
Field goal pct	.470	.353	12/15/20	LOYOLA CHICAGO	w 77-63	0
3 POINT FG-ATT	67-153	40-130	12/19/20	LOUISVILLE	w 85-48	0
3-point FG pct	.438	.308	* 12/22/20	NEBRASKA	w 67-53	0
3-pt FG made per game	9.6	5.7	* - Conference game			
FREE THROWS-ATT	112-147	83-120				
Free throw pct	.762	.692				
F-Throws made per game	16.0	11.9				
REBOUNDS	252	224				
Rebounds per game	36.0	32.0				
Rebounding margin	+4.0	-				
ASSISTS	107	59				
Assists per game	15.3	8.4				
TURNOVERS	58	91				
Turnovers per game	8.3	13.0				
Turnover margin	+4.7	-				
Assist/turnover ratio	1.8	0.6				
STEALS	37	28				
Steals per game	5.3	4.0				
BLOCKS	36	23				
Blocks per game	5.1	3.3				
ATTENDANCE	0	0				
Home games-Avg/Game	7-0	0-0				
Neutral site-Avg/Game	-	0-0				

Score by Periods	1st	2nd	Totals
Wisconsin	263	290	553
Opponents	135	258	393

# AWAY STATISTICS

Updated Through December 25, 2020

RECORD:	OVERALL	HOME	AWAY	NEUTRAL
ALL GAMES	1-1	0-0	1-1	0-0
CONFERENCE	1-0	0-0	1-0	0-0
NON-CONFERENCE	0-1	0-0	0-1	0-0

##	Player	gp-gs	min	avg	Total		3-Point		F-Throw		Rebounds				pf	dq	a	to	blk	stl	pts	avg
					fg-fga	fg%	3fg-fga	3fg%	ft-fga	ft%	off	def	tot	avg								
00	D'Mitrik Trice	2-2	64	32.0	13-28	.464	7-12	.583	13-17	.765	0	8	8	4.0	1	0	4	5	0	3	46	23.0
02	Aleem Ford	2-2	50	25.0	8-16	.500	3-9	.333	3-4	.750	2	7	9	4.5	7	1	4	1	2	3	22	11.0
11	Potter, Micah	2-2	44	22.0	6-11	.545	3-5	.600	5-6	.833	2	9	11	5.5	3	0	5	4	0	0	20	10.0
01	Jonathan Davis	2-0	60	30.0	7-13	.538	0-1	.000	5-7	.714	4	4	8	4.0	6	0	2	0	1	2	19	9.5
35	Reuvers, Nate	2-2	50	25.0	7-17	.412	1-6	.167	4-4	1.000	0	5	5	2.5	5	0	1	2	3	0	19	9.5
34	Davison, Brad	2-2	47	23.5	4-14	.286	1-8	.125	6-7	.857	1	4	5	2.5	6	1	7	1	0	3	15	7.5
05	Tyler Wahl	2-0	43	21.5	3-6	.500	0-1	.000	1-2	.500	1	5	6	3.0	7	0	2	2	2	1	7	3.5
12	Anderson, Trevor	2-0	32	16.0	0-2	.000	0-1	.000	2-2	1.000	3	2	5	2.5	1	0	4	1	0	0	2	1.0
20	Carlson, Ben	1-0	10	10.0	0-1	.000	0-0	.000	0-0	.000	1	0	1	1.0	2	0	0	0	0	0	0	0.0
Team											5	2	7					1				
Total.....		2	400		48-108	.444	15-43	.349	39-49	.796	19	46	65	32.5	38	2	29	17	8	12	150	75.0
Opponents.....		2	400		48-106	.453	13-25	.520	34-44	.773	18	46	64	32.0	43	0	33	25	2	9	143	71.5

TEAM STATISTICS	WIS	OPP	Date	Opponent	Score	Att.
SCORING	150	143	12/04/20	at Marquette	L 65-67	0
Points per game	75.0	71.5	* 12/25/20	at Michigan St.	w 85-76	0
Scoring margin	+3.5	-	* - Conference game			
FIELD GOALS-ATT	48-108	48-106				
Field goal pct	.444	.453				
3 POINT FG-ATT	15-43	13-25				
3-point FG pct	.349	.520				
3-pt FG made per game	7.5	6.5				
FREE THROWS-ATT	39-49	34-44				
Free throw pct	.796	.773				
F-Throws made per game	19.5	17.0				
REBOUNDS	65	64				
Rebounds per game	32.5	32.0				
Rebounding margin	+0.5	-				
ASSISTS	29	33				
Assists per game	14.5	16.5				
TURNOVERS	17	25				
Turnovers per game	8.5	12.5				
Turnover margin	+4.0	-				
Assist/turnover ratio	1.7	1.3				
STEALS	12	9				
Steals per game	6.0	4.5				
BLOCKS	8	2				
Blocks per game	4.0	1.0				
ATTENDANCE	0	0				
Home games-Avg/Game	0-0	2-0				
Neutral site-Avg/Game	-	0-0				

Score by Periods	1st	2nd	Totals
Wisconsin	72	78	150
Opponents	77	66	143

# GAME-BY-GAME STATISTICS

Updated Through December 25, 2020

## WISCONSIN

Opponent	Date	Score		Total		3-Pointers		Free throws		Rebounds				pf	a	t/o	blk	stl	pts	avg
				fg-fga	pct	3fg-fga	pct	ft-fa	pct	off	def	tot	avg							
EASTERN ILLINOIS	11/25/20	77-67	W	24-57	.421	7-23	.304	22-29	.759	8	29	37	37.0	15	16	7	10	6	77	77.0
ARK.-PINE BLUFF	11/27/20	92-58	W	31-59	.525	10-19	.526	20-27	.741	7	30	37	37.0	19	17	7	7	9	92	84.5
GREEN BAY	12/01/20	82-42	W	34-61	.557	9-20	.450	5-6	.833	9	36	45	39.7	15	18	10	7	4	82	83.7
at Marquette	12/04/20	65-67	L	21-56	.375	7-24	.292	16-19	.842	13	23	36	38.8	22	11	10	4	5	65	79.0
RHODE ISLAND	12/09/20	73-62	W	20-52	.385	7-22	.318	26-36	.722	7	24	31	37.2	22	9	9	5	5	73	77.8
LOYOLA CHICAGO	12/15/20	77-63	W	25-57	.439	10-18	.556	17-23	.739	6	26	32	36.3	16	11	4	3	4	77	77.7
LOUISVILLE	12/19/20	85-48	W	31-57	.544	16-25	.640	7-11	.636	7	23	30	35.4	15	22	10	3	9	85	78.7
NEBRASKA	12/22/20	67-53	W	22-55	.400	8-26	.308	15-15	1.000	6	34	40	36.0	12	14	11	1	0	67	77.2
at Michigan St.	12/25/20	85-76	W	27-52	.519	8-19	.421	23-30	.767	6	23	29	35.2	16	18	7	4	7	85	78.1
Wisconsin		703		235-506	.464	82-196	.418	151-196	.770	69	248	317	35.2	152	136	75	44	49	703	78.1
Opponents		536		183-488	.375	53-155	.342	117-164	.713	70	218	288	32.0	175	92	116	25	37	536	59.6

Games played: 9  
 Points/game: 78.1  
 FG Pct: 46.4  
 3FG Pct: 41.8  
 FT Pct: 77.0

Rebounds/game: 35.2  
 Assists/game: 15.1  
 Turnovers/game: 8.3  
 Assist/turnover ratio: 1.8  
 Steals/game: 5.4  
 Blocks/game: 4.9

## OPPONENT


Opponent	Date	Score		Total		3-Pointers		Free throws		Rebounds				pf	a	t/o	blk	stl	pts	avg
				fg-fga	pct	3fg-fga	pct	ft-fa	pct	off	def	tot	avg							
EASTERN ILLINOIS	11/25/20	77-67	W	23-66	.348	6-19	.316	15-15	1.000	13	27	40	40.0	20	8	11	4	4	67	67.0
ARK.-PINE BLUFF	11/27/20	92-58	W	18-53	.340	6-14	.429	16-21	.762	7	25	32	36.0	19	7	15	2	3	58	62.5
GREEN BAY	12/01/20	82-42	W	16-57	.281	3-17	.176	7-13	.538	7	18	25	32.3	10	5	10	2	3	42	55.7
at Marquette	12/04/20	65-67	L	21-49	.429	5-14	.357	20-28	.714	9	25	34	32.8	17	10	11	2	7	67	58.5
RHODE ISLAND	12/09/20	73-62	W	22-51	.431	3-13	.231	15-25	.600	6	28	34	33.0	26	4	14	5	5	62	59.2
LOYOLA CHICAGO	12/15/20	77-63	W	21-54	.389	9-26	.346	12-17	.706	7	28	35	33.3	24	15	14	2	3	63	59.8
LOUISVILLE	12/19/20	85-48	W	17-47	.362	5-14	.357	9-12	.750	6	21	27	32.4	18	8	18	2	4	48	58.1
NEBRASKA	12/22/20	67-53	W	18-54	.333	8-27	.296	9-17	.529	6	25	31	32.2	15	12	9	6	6	53	57.5
at Michigan St.	12/25/20	85-76	W	27-57	.474	8-11	.727	14-16	.875	9	21	30	32.0	26	23	14	0	2	76	59.6
Opponents		536		183-488	.375	53-155	.342	117-164	.713	70	218	288	32.0	175	92	116	25	37	536	59.6
Wisconsin		703		235-506	.464	82-196	.418	151-196	.770	69	248	317	35.2	152	136	75	44	49	703	78.1

Games played: 9  
 Points/game: 59.6  
 FG Pct: 37.5  
 3FG Pct: 34.2  
 FT Pct: 71.3

Rebounds/game: 32.0  
 Assists/game: 10.2  
 Turnovers/game: 12.9  
 Assist/turnover ratio: 0.8  
 Steals/game: 4.1  
 Blocks/game: 2.8

**GAME 1: #7 WISCONSIN 77, EASTERN ILLINOIS 67**

Nov. 25, 2020 • Madison, Wis. • Kohl Center



Official Basketball Box Score - Final

Eastern Ill. at Wisconsin

11/25/20 Kohl Center, Madison, WI

2020-21 Men's Basketball

Game Time: 9:00 PM

Game Duration: 2:01

Eastern Ill. - 67

Record: 0-1

Officials: Mark Riggs, Dan Dorian, Bobby Day

NO. Name	Min	FG		3P	FT	Rebounds		Fouls	TP	AS	TO	ST	Blocks	+/-	<div>Shooting By Period</div> <div> <div>1<sup>st</sup> FG% 5-34 23.5%</div> <div>3PT% 2-7 28.6%</div> <div>FT% 2-2 100%</div> <div>2<sup>nd</sup> FG% 15-32 46.9%</div> <div>3PT% 4-12 33.3%</div> <div>FT% 13-13 100%</div> <div>GM FG% 23-66 34.4%</div> <div>3PT% 6-19 31.6%</div> <div>FT% 15-15 100.0%</div> <div>Dead Ball Rebounds: 1, 2</div> </div>		
		M/A	M/A	M/A	M/A	OR	TO	M/A									
20 Sammy Friday IV	F 11:17	1-2	0-0	0-0	3	1	4	3	2	0	1	0	0	1		-8	
35 George Dixon	F 24:07	3-9	0-0	2-2	5	5	10	3	4	8	0	1	0	1		-8	
3 Mack Smith	G 30:49	1-10	1-9	0-0	0	2	2	4	0	3	0	2	1	1		-5	
5 Junior Farquhar	G 23:33	1-6	1-2	6-6	1	2	3	3	4	9	2	1	0	0		2	-1
22 Josiah Wallace	G 31:01	9-16	1-1	3-3	0	4	4	0	4	22	3	2	0	1		2	-12
21 Madani Diarra	10:14	0-2	0-0	0-0	0	0	0	1	0	0	0	0	0	0		0	-14
2 Jordan Skipper-Brown	22:38	5-10	2-3	2-2	0	5	5	0	1	14	0	1	3	1		0	0
4 Marvin Johnson	20:25	2-5	0-0	2-2	1	1	2	3	6	3	1	0	0	0		1	2
1 Kashawn Charles	14:43	1-5	1-3	0-0	0	3	3	1	0	3	0	0	0	0	2	-5	
11 Barlow Alleruzzo IV	10:13	0-1	0-1	0-0	0	2	2	2	0	0	0	1	0	0	0	1	
Team						3	2	5		0	1						
Totals	23:66	6-19	15-15	13	27	40	20	15	67	8	11	4	4	10	-10		

Technical Fouls: NONE

Technical Fouls: NONE

Wisconsin - 77													Record: 1-0												
NO.	Name	Min	FG M-A	3P M-A	FT M-A	Rebounds OR DR TR	Fouls PF FO	TP	AS	TO	ST	Blocks BS BA	+/-	Shooting By Period											
2	Aleem Ford	F 18:02	0-4	0-2	1-2	1 2 3	1 1 1	1	2	1	0	1	1	-1	1st FG% 15-29 51.7%	3PT% 4-12 33.3%	FT% 9-11 81.8%								
35	Nate Reuvers	F 29:47	6-10	2-3	4-5	2 7 9	2 6 18	1	0	1	0	5	1	19	2nd FG% 9-28 32.1%	3PT% 3-11 27.3%	FT% 13-18 72.2%								
11	Micah Potter	C 23:03	3-7	1-2	2-2	2 6 8	3 1 9	2	2	0	0	1	22	22	GM FG% 24-57 42.1%	3PT% 7-23 30.4%	FT% 22-29 75.9%								
0	D'Mitrik Trice	G 29:18	2-6	1-4	6-8	0 2 2	1 5 11	5	0	3	0	0	0	20	Dead Ball Rebounds: 3, 0										
34	Brad Davison	G 29:58	2-8	2-5	0-0	0 5 5	2 0 6	1	1	0	0	0	21	21											
5	Tyler Wahl	18:18	2-6	0-3	5-6	0 0 2	1 4 9	0	0	1	2	0	11	11											
12	Trevor Anderson	10:42	0-1	0-0	0-2	0 3 3	1 1 0	3	0	0	0	1	-10	-10											
20	Ben Carlsson	16:36	4-5	1-2	4-4	0 1 2	1 2 13	1	0	0	0	1	6	6											
1	Jonathan Davis	15:22	4-7	0-1	0-0	1 1 2	1 0 8	1	2	1	1	0	-11	-11											
22	Steven Crowl	04:52	1-2	0-0	0-0	1 0 1	1 0 2	0	1	0	0	0	-9	-9											
14	Carter Gilmore	01:31	0-1	0-1	0-0	0 0 0	1 0 0	0	0	0	0	0	-9	-9											
32	Joe Hedstrom	01:31	0-0	0-0	0-0	0 0 0	0 0 0	0	0	0	0	0	-9	-9											
Team						1 1 2	0 0	0	0	0	0	0	0	0											
Totals		24:57	7-23	22-29	8	29	37	15	20	77	16	7	6	10	4	Technical Fouls: NONE									


Technical Fouls: NONE

	EIU		UW		Points from		Period by Period Scoring				
Biggest lead	0	(1 <sup>st</sup> 20:00)	27	(2 <sup>nd</sup> 19:20)	Turnovers	9	13		1st	2nd	TOT
Best Scoring Run	9	(2 <sup>nd</sup> 14:23)	12	(1 <sup>st</sup> 6:01)	Paint	24	32				
Lead Changes					Second Chance	16	6	EIU	20	47	67
Times Tied	0				Fast Breaks	7	7				
Time with Lead	00:00		38:20		Bench	23	32	UW	43	34	77

NOTES: Wisconsin opened its 124th season of men's basketball and the 6th under head coach Greg Gard...UW's starting lineup featured 5 seniors for the first time since Feb. 27, 2001...UW tallied 10 blocks, its most since recording 12 vs. EIU in 2019...Ben Carlsson, Steven Crowl and Jonathan Davis combined to score 23 points, the most by a UW freshman class in an opener since 2010 when Josh Gasser, Ben Brust and Dujie Dukan combined for 25 points.

**GAME 2: #7 WISCONSIN 92, ARKANSAS-PINE BLUFF 58**

Nov. 27, 2020 • Madison, Wis. • Kohl Center



Official Basketball Box Score - Final

Ark-Pine Bluff at Wisconsin

11/27/20 Kohl Center, Madison

2020-21 Men's Basketball

Game Time: 8:00 PM

Game Duration: 2:01

Ark-Pine Bluff - 58

Record: 0-2

NO. Name	Min	FG M-A	3P M-A	FT R-O	Rebounds OR DR TOT	Fouls PF FF	TP AS	TO ST	Blocks BS BA	+/-	Shooting By Period					
											1st FG%	2nd FG%	3rd FG%	FT%		
3 Markedrick Bell	F 25:54	2-11	1-2	4-4	2 3 5	5 3	9	1	3	0	1	1	-21	1st FG%	7-23	30.4%
15 Alvin Stredic Jr.	F 28:57	1-4	0-0	1-2	1 2 3	5 2	3	0	0	0	0	1	-25	3PT%	3-6	50.0%
4 Joshuaun Johnson	G 26:25	5-9	1-1	2-2	1 6 7	0 1	13	4	0	1	0	3	-12	FT%	2-2	100%
21 Shaun Doss Jr.	G 33:37	6-17	3-8	1-2	1 3 4	2 3	16	2	7	0	0	0	-25	2nd FG%	11-30	36.7%
23 Dequan Morris	G 23:07	2-4	0-0	6-7	1 5 6	2 6	10	2	2	0	0	0	-17	3PT%	3-8	37.5%
1 Jalen Lynn	11:30	1-3	1-1	0-0	0 0 0	2 2	3	0	1	0	1	0	-22	FT%	14-19	73.7%
13 Robert Boyd	25:42	0-2	0-1	0-0	0 2 2	2 0	0	0	0	0	0	1	-27	GM FG%	18-63	28.6%
0 Kshun Stokes	08:07	0-1	0-0	0-0	0 1 1	0 0	0	0	0	0	0	0	-11	3PT%	6-14	42.9%
30 Cameron Posey	03:21	0-0	0-0	0-0	0 0 0	0 0	0	0	0	1	0	0	-4	FT%	16-21	76.2%
40 Nicholas Jones	08:54	1-2	0-0	2-4	0 0 0	1 2	4	0	1	0	1	0	-15	Dead Ball Rebounds: 3, 1		
2 Travante Doolittle	02:18	0-0	0-0	0-0	0 0 0	0 0	0	0	0	0	0	0	5			
4 George Ivory III	02:08	0-0	0-0	0-0	0 0 0	0 0	0	0	0	0	0	0	4			
Team					1 3 4	0 0	0	0	0	0	0	0	0			
Totals	18:53	6-14	16-21	7	25 32	19 19	58	7	15	3	2	7	-34			

Technical Fouls: NONE

Wisconsin - 92													Record: 2-0												
NO. Name		Min	FG M-A	3P M-A	FT M-A	Rebounds OR DR	Fouls FF	TP	AS	TO	ST	Blocks BS BA	+/-	Shooting By Period											
2	Aleem Ford	F 24:51	3-7	2-3	2-2	1 3 4	0 1	10	2	0	1	0	0	26	1st FG%	20-33	60.6%								
35	Nate Reuvers	F 21:01	5-7	0-0	4-6	2 0 2	4 4	14	1	1	1	0	0	29	3PT%	7-12	58.3%								
11	Micah Potter	C 20:28	6-9	1-2	6-8	2 3 5	0 6	19	3	1	3	1	0	20	FT%	6-7	85.7%								
0	D'Mitrik Trice	G 19:00	6-9	3-6	0-0	0 3 3	0 0	15	3	0	0	0	0	20	2nd FG%	11-26	42.3%								
34	Brad Davison	G 14:51	2-5	1-3	0-0	1 2 3	1 1	5	2	0	1	0	0	21	3PT%	3-7	42.9%								
20	Ben Carlsson	16:03	0-1	0-0	3-4	0 2 2	4 2	3	2	1	0	1	1	11	FT%	14-20	70%								
1	Jonathan Davis	24:30	3-10	1-2	2-3	0 8 8	1 3	9	2	0	0	1	0	17	GM FG%	31-59	52.5%								
5	Tyler Wahl	17:40	2-3	1-1	0-0	0 1 1	1 0	5	0	0	1	2	1	9	3PT%	10-19	52.6%								
12	Trevor Anderson	18:42	3-4	1-1	2-2	0 4 4	3 1	9	1	2	2	0	0	19	FT%	20-27	74.1%								
22	Steven Crowl	08:24	1-1	0-0	0-0	0 1 1	4 0	2	1	1	0	1	0	2	Dead Ball Rebounds: 2 0										
14	Carter Gilmore	03:18	0-1	0-0	0-0	0 2 2	0 0	0	0	0	0	0	0	0											
24	Jordan Davis	03:18	0-0	0-0	0-0	0 0 0	0 0	0	0	0	0	0	0	0											
32	Joe Hedstrom	03:18	0-1	0-0	1-2	0 0 0	0 1	1	1	0	0	0	0	0											
4	Carter Higginbottom	02:18	0-1	0-0	0-0	0 0 0	0 0	0	0	1	0	0	0	-5											
13	Justin Taphorn	02:18	0-0	0-0	0-0	0 0 0	0 0	0	0	0	0	0	0	-5											
Team						1 1 2	0 0	0	0	0	0	0	0	0											
Totals		31:59	10-19	20-27	7	30 37	19 19	92	17	9	7	9	7	2	34										


Technical Fouls: NONE

	APB	UW	Points from	APB	UW	Period by Period Scoring			
Biggest lead	0 (1 <sup>st</sup> 20:00)	40 (2 <sup>nd</sup> 7:08)	Turnovers	10	20		1st	2nd	TOT
Best Scoring Run	6 (2 <sup>nd</sup> 0:31)	25 (1 <sup>st</sup> 12:37)	Paint	18	38	APB	19	39	58
Lead Changes			Second Chance	6	6		UW	53	39
Times Tied	0		Fast Breaks	12	13				
Time with Lead	00:00	39:39	Bench	7	29				

NOTES: Wisconsin opened the game scoring the first 25 points of the night...UW held UAPB scoreless for the first 9:56...the Badgers had zero turnovers in the first half, marking the sixth time in school history where UW did not commit a TO in a half and the first since 2015...Jonathan Davis set career highs with 9 points, 8 rebounds and 2 assists in a career-high 25 minutes.

**GAME 3: WISCONSIN 82, GREEN BAY 42**

Dec. 1, 2020 • Madison, Wis. • Kohl Center



Official Basketball Box Score - Final

Green Bay at Wisconsin

12/01/20 Kohl Center, Madison

2020-21 Men's Basketball

Game Time: 4:08 PM

Game Duration: 1:48

Green Bay - 42

Record: 0-2

Officials: Bo Boroski, Courtney Green, Chris Beaver

NO. Name	Min	FG M-A	3P M-A	FT M-A	Rebounds DR TOT	Fouls PF	TP	AS	TO	ST	Blocks BS BA	+/-	Shooting By Period	
3 Japannah Kellogg III	F 27:36	2-6	0-0	0-0	1 2 3	2 3	4	0	2	0	0	0	25	1st FG% 4-26 15.4%
14 Paris Taylor	F 27:15	4-11	0-0	0-0	1 4 5	2 0	8	0	0	1	3	1	-13	3PT% 1-8 12.5%
0 Josh Jefferson	G 27:17	4-12	2-7	2-6	0 3 3	2 4	12	1	2	1	1	0	-25	FT% 3-5 60%
1 Amari Davis	G 29:43	3-12	1-3	2-3	1 1 2	1 9	9	2	1	1	1	1	-33	2nd FG% 12-31 38.7%
2 PJ Pipes	G 37:18	2-12	0-5	2-2	0 5 5	1 5	6	2	1	1	0	2	-43	3PT% 2-9 22.2%
12 Cem Kiricman	13:49	0-2	0-1	0-0	0 0 0	2 0	0	0	1	0	0	0	-28	FT% 4-8 50%
25 Terrance Thompson	10:32	1-1	0-0	0	1 0 1	0	0	2	0	0	0	0	-23	GM FG% 16-57 28.1%
1 Lucas Stieber	17:11	0-1	0-1	1-2	0 2 2	0 1	1	1	0	0	0	0	-12	3PT% 3-17 17.6%
11 Jacob Jones	02:52	0-0	0-0	0	0 0 0	0 0	0	0	2	0	0	0	3	FT% 7-13 53.8%
10 Damarionte Taylor	03:41	0-0	0-0	0	0 0 0	0 0	0	0	0	0	0	0	-10	Dead Ball Rebounds: 4, 0
13 Ryan Ciffin	00:00	0-0	0-0	0	0 0 0	0 0	0	0	0	0	0	0	0	
15 Colin Schaefer	01:23	0-0	0-0	0-0	0 1 0	0 0	0	1	0	0	0	0	-1	
Team					3 0 3		0	0						
Totals		16-57	3-17	7-13	7 18 25	10 15	42	5	3	2	7	40		Technical Fouls: NONE



# GAME 5: #13 WISCONSIN 73, RHODE ISLAND 62

Dec. 9, 2020 • Madison, Wis. • Kohl Center



Official Basketball Box Score - Final  
Rhode Island at Wisconsin  
12/09/20 Kohl Center, Madison  
2020-21 Men's Basketball

Game Time: 3:30 PM  
Game Duration: 2:27

Officials: Bo Borowski, Courtney Green, Kelly Pfeiffer

Rhode Island - 62

Record: 3-3

NO. Name	Min	FG	3P	FT	Rebounds	Fouls	TP	AS	TO	ST	Blocks	+	-
5 Antwan Walker	F 28:04	2-6	0-2	0-0	2 8 10	5 0	4	1	4	0	3	0	-10
22 Mikel Mitchell	F 26:19	2-3	0-0	4-9	2 6 8	3 10	8	0	0	0	0	0	-4
1 Fatts Russell	G 32:47	3-14	0-4	2-4	0 5 5	1 3	8	1	3	1	0	0	-13
2 Jeremy Sheppard	G 28:54	5-8	3-4	0-0	0 0 0	1 0	13	1	4	2	1	1	-2
12 Malik Martin	G 21:07	3-4	0-1	0-0	0 2 2	3 0	6	0	1	1	0	0	-4
21 Malik Mitchell	16:23	2-4	0-0	4-6	0 1 1	5 5	8	1	0	0	1	0	-9
15 Jalen Carey	24:22	4-7	0-0	1-2	0 5 5	2 1	9	0	2	0	0	0	-13
23 D.J. Johnson	11:02	0-2	0-2	0-0	0 1 1	4 0	0	0	1	0	0	0	-10
10 Ishmael Leggett	11:02	1-3	0-0	4-4	0 0 0	2 3	6	0	0	0	0	2	2
Team					2 0 2								
Totals		22-51	3-13	15-25	6 28 34	26 22	62	4	14	5	5	5	-11

Technical Fouls: Walker 2<sup>nd</sup> 19:37 Mitchell 2<sup>nd</sup> 12:48

Shooting By Period	1 <sup>st</sup> FG%	2 <sup>nd</sup> FG%	3 <sup>rd</sup> FG%	4 <sup>th</sup> FG%	FT%	GM FG%	3PT%	FT%
1 <sup>st</sup> FG%	7.27	25.9%						
2 <sup>nd</sup> FG%	15.24	62.5%						
3 <sup>rd</sup> FG%	15.24	62.5%						
4 <sup>th</sup> FG%	15.24	62.5%						
FT%	22.51	43.1%						
3PT%	3-13	23.1%						
FT%	15-25	60.0%						
Dead Ball Rebounds:	7	0						

Wisconsin - 73

Record: 4-1

NO. Name	Min	FG	3P	FT	Rebounds	Fouls	TP	AS	TO	ST	Blocks	+	-
2 Aleem Ford	F 24:31	4-8	2-6	1-2	1 0 1	4 2	11	0	1	0	0	0	-1
35 Nate Reuvers	F 19:19	2-8	0-1	1-2	2 5 5	4 2	5	0	2	0	3	2	9
11 Micah Potter	C 28:08	4-10	1-4	4-6	2 5 7	3 7	13	2	0	0	0	2	2
0 D'Mitrik Trice	G 35:36	2-8	1-4	3-6	0 4 4	3 3	8	4	2	1	0	0	9
34 Brad Davison	G 32:25	4-9	3-5	12-12	0 3 3	1 6	23	0	1	2	0	1	9
5 Tyler Wahl	28:47	1-3	0-1	2-4	1 5 6	4 2	4	1	1	0	0	0	16
1 Jonathan Davis	17:11	2-5	0-1	2-2	1 2 3	1 2	6	1	0	0	2	0	6
12 Trevor Anderson	11:19	1-1	0-0	1-2	0 1 1	0 0	3	1	1	0	0	0	6
20 Ben Carlson	02:44	0-0	0-0	0-0	0 0 0	2 0	0	0	0	0	0	0	-3
Team					0 1 0								
Totals		20-52	7-22	26-36	7 24 31	22 24	73	9	9	5	5	5	-11

Technical Fouls: NONE

Shooting By Period	1 <sup>st</sup> FG%	2 <sup>nd</sup> FG%	3 <sup>rd</sup> FG%	4 <sup>th</sup> FG%	FT%	GM FG%	3PT%	FT%
1 <sup>st</sup> FG%	4-14	28.6%						
2 <sup>nd</sup> FG%	10-22	45.5%						
3 <sup>rd</sup> FG%	3-8	37.5%						
4 <sup>th</sup> FG%	17-26	65.4%						
FT%	25-32	78.1%						
3PT%	7-22	31.8%						
FT%	26-36	72.2%						
Dead Ball Rebounds:	7	2						

Biggest lead	2 (1 <sup>st</sup> 18:51)	22 (2 <sup>nd</sup> 11:58)
Best Scoring Run	9 (2 <sup>nd</sup> 5:17)	10 (1 <sup>st</sup> 15:50)
Lead Changes	1	
Times Tied	0	
Time with Lead	00:42	38:09

Points from	URI	UW
Turnovers	4	15
Paint	34	24
Second Chance	4	6
Fast Breaks	5	8
Bench	23	13

Period by Period Scoring	1st	2nd	TOT
URI	16	46	62
UW	33	40	73

NOTES: Nate Reuvers surpassed Ethan Happ to become the all-time blocks leader Wisconsin history ... the Badgers improved to 3-0 all-time against Rhode Island, including wins in 1998 and 1999 ... UW held URI to a season-low 62 points.

# GAME 6: #12 WISCONSIN 77, LOYOLA CHICAGO 63

Dec. 15, 2020 • Madison, Wis. • Kohl Center



Official Basketball Box Score - Final  
Loyola Chicago at Wisconsin  
12/15/20 Kohl Center, Madison  
2020-21 Men's Basketball

Game Time: 7:03 PM  
Game Duration: 2:02

Officials: Larry Scroto, Donnie Epley, Eric Cury

Loyola Chicago - 63

Record: 3-1

NO. Name	Min	FG	3P	FT	Rebounds	Fouls	TP	AS	TO	ST	Blocks	+	-
30 Aher Ugak	F 19:29	0-1	0-0	0-2	0 4 4	2 1	0	1	0	0	0	0	-10
25 Cameron Krutwig	C 31:21	7-13	0-0	5-7	2 3 5	2 6	19	2	3	1	2	0	-4
1 Lucas Williamson	G 33:48	5-9	3-7	2-3	0 5 5	4 3	15	0	2	1	0	1	-11
4 Braden Norris	G 36:26	2-9	2-8	0-0	1 4 5	4 0	6	3	3	0	0	0	-5
24 Tate Hall	G 25:11	2-7	1-3	0-0	1 4 5	3 2	5	3	3	1	0	0	1
12 Marquise Kennedy	11:37	0-1	0-0	2-2	0 2 2	3 2	2	2	1	0	0	0	-3
5 Keith Clemons	18:57	2-7	1-3	1-1	1 0 1	3 1	6	3	1	0	0	1	-14
10 Tom Welch	07:22	2-3	1-2	0-0	1 2 3	2 0	5	0	0	0	0	0	-6
23 Cooper Kalfes	13:16	1-3	1-3	0-0	0 0 0	1 0	3	1	0	0	0	0	-12
13 Baylor Hebb	02:33	0-1	0-0	2-2	0 0 0	0 1	2	0	1	0	0	0	-6
Team					1 4 5								
Totals		21-54	9-26	12-17	7 28 35	25 16	63	15	14	3	2	3	-14

Technical Fouls: Bench 2<sup>nd</sup> 1:17

Shooting By Period	1 <sup>st</sup> FG%	2 <sup>nd</sup> FG%	3 <sup>rd</sup> FG%	4 <sup>th</sup> FG%	FT%	GM FG%	3PT%	FT%
1 <sup>st</sup> FG%	9-24	37.5%						
2 <sup>nd</sup> FG%	4-12	33.3%						
3 <sup>rd</sup> FG%	4-6	66.7%						
4 <sup>th</sup> FG%	12-30	40.0%						
FT%	5-14	35.7%						
3PT%	9-26	34.6%						
FT%	21-54	38.9%						
Dead Ball Rebounds:	5	1						

Wisconsin - 77

Record: 5-1

NO. Name	Min	FG	3P	FT	Rebounds	Fouls	TP	AS	TO	ST	Blocks	+	-
2 Aleem Ford	F 26:09	2-6	0-1	0-0	0 6 6	2 0	4	1	1	0	1	0	-4
35 Nate Reuvers	F 25:07	3-10	2-3	0-0	0 3 3	4 2	8	1	1	0	0	0	-12
11 Micah Potter	C 20:03	3-6	3-4	4-4	3 4 7	3 3	13	1	0	0	0	1	19
0 D'Mitrik Trice	G 32:15	6-15	1-4	4-5	0 1 1	1 4	17	2	0	2	0	0	-5
34 Brad Davison	G 35:43	4-7	2-4	7-9	0 2 2	1 8	17	2	0	1	0	0	6
5 Tyler Wahl	21:29	0-1	0-0	1-2	0 6 6	4 4	4	1	2	1	0	2	0
12 Trevor Anderson	15:02	2-1	0-0	1-0	0 1 1	0 0	5	0	1	0	0	0	18
1 Jonathan Davis	23:11	5-10	1-1	1-3	2 3 5	1 3	12	2	0	1	0	0	27
20 Ben Carlson	01:01	0-0	0-0	0-0	0 0 0	0 0	0	0	0	0	0	0	0
Team					1 0 1								
Totals		25-57	10-18	17-23	6 26 32	18 24	77	11	4	4	3	2	14

Technical Fouls: NONE

Biggest lead	7 (1 <sup>st</sup> 16:06)	18 (2 <sup>nd</sup> 11:08)
Best Scoring Run	7 (1 <sup>st</sup> 16:06)	10 (1 <sup>st</sup> 12:08)
Lead Changes	1	
Times Tied	3	
Time with Lead	06:22	30:20

Points from	Loyola	UW
Turnovers	5	15
Paint	24	18
Second Chance	4	4
Fast Breaks	10	4
Bench	18	18

NOTES: UW turned the ball over a season-low 4 times, the team's fewest since having 4 turnovers in an 84-64 win over Indiana on Dec. 7, 2019 ... Brad Davison scored 17 points and moved into 34th place on UW's all-time scoring list (1,117), passing Marcus Landry (1,114) and Brian Butch (1,115) ... D'Mitrik Trice had 0 turnovers in 32 minutes of action ... freshman Jonathan Davis matched his career high with 12 points, making a career-high 5 field goals.

# GAME 7: #12 WISCONSIN 85, #23 LOUISVILLE 48

Dec. 19, 2020 • Madison, Wis. • Kohl Center



Official Basketball Box Score - Final  
Louisville at Wisconsin  
12/19/20 Kohl Center, Madison  
2020-21 Men's Basketball

Game Time: 11:00 AM  
Game Duration: 1:47

Officials: D.J. Carstensen, Rob Ryle, Rob Krammen

Louisville - 48

Record: 4-1

NO. Name	Min	FG	3P	FT	Rebounds	Fouls	TP	AS	TO	ST	Blocks	+	-
10 Samuel Williamson	F 40:00	2-8	1-3	2-2	1 6 7	3 2	7	1	3	0	0	0	-37
11 Quinn Staszinski	F 29:55	4-7	0-1	3-4	0 5 5	3 2	11	1	0	0	0	0	-29
1 Dre Davis	F 35:19	0-5	0-2	0-0	2 1 3	2 0	0	1	4	0	0	0	-2
24 Jae'Lyn Withers	F 13:50	3-5	0-1	0-0	1 2 3	0 0	6	1	1	1	0	0	-21
13 David Johnson	G 35:29	5-13	2-3	0-0	1 3 4	3 3	12	4	7	2	0	0	-40
12 JJ Traynor	26:22	2-7	2-4	2-2	0 2 2	2 5	8	0	2	1	2	1	-16
22 Aidan Iglehorn	07:13	0-1	0-0	0-2	0 0 0	2 1	0	0	0	0	0	0	-10
23 Gabe Winitzner	11:52	1-1	0-0	2-2	0 1 1	3 2	4	0	1	0	0	0	0
Team					1 1 2								
Totals		17-47	5-14	9-12	6 21 27	18 15	48	8	18	4	2	3	-37

Technical Fouls: NONE

Shooting By Period	1 <sup>st</sup> FG%	2 <sup>nd</sup> FG%	3 <sup>rd</sup> FG%	4 <sup>th</sup> FG%	FT%	GM FG%	3PT%	FT%
1 <sup>st</sup> FG%	7-25	28.0%						
2 <sup>nd</sup> FG%	10-22	45.5%						
3 <sup>rd</sup> FG%	4-8	50.0%						
4 <sup>th</sup> FG%	17-47	36.2%						
FT%	5-14	35.7%						
FT%	9-12	75.0%						
Dead Ball Rebounds:	2	2						

Wisconsin - 85

Record: 6-1

NO.	Name		Min	FG	3P	FT	Rebounds	Fouls	TP	AS	TO	ST	Blocks	+/-				
				M-A	M-A	M-A	OR	DR	TT	PF	DD		BS	A				
2	Aleem Ford	F	26:17	5-10	2-5	0-0	0	2	2	2	0	12	2	0	1	1	0	26
35	Nate Reuvers	F	24:02	3-7	1-3	1-1	0	1	1	1	3	8	3	2	0	1	0	28
11	Mcoah Potter	C	19:26	7-13	2-3	4-4	0	7	7	2	5	20	0	2	0	1	0	20
0	D'Mitrik Trice	G	19:00	3-3	3-3	0-0	0	2	2	1	9	5	0	1	0	1	0	26
34	Brad Davison	G	27:12	3-7	3-6	1-2	0	2	2	1	3	10	4	0	2	0	0	29
1	Jonathan Davis		21:33	3-4	1-1	0-1	2	4	6	0	1	7	3	2	2	1	0	27
5	Tyler Wahl		22:35	1-3	0-0	1-3	2	5	5	2	4	3	2	1	3	0	0	24
12	Steven Anderson		20:05	4-4	3-3	0-0	0	0	0	2	11	3	0	0	0	0	0	24
22	Joel Crawford		06:15	1-2	0-0	0-0	1	1	1	0	2	0	1	0	0	0	0	-2
24	Jordan Davis		04:09	0-0	0-0	0-0	0	0	0	0	0	0	0	0	0	0	0	-2
32	Joe Hedstrom		04:09	1-3	1-1	0-0	1	0	1	2	0	3	0	0	0	1	0	-2
13	Justin Taphorn		03:21	0-0	0-0	0-0	0	0	0	0	0	0	1	0	0	0	0	-5
4	Carter Higginbottom		01:56	0-1	0-0	0-0	0	0	0	0	0	0	0	0	0	0	0	-4
Team							1	2	3	0	0	1	3	0	0	0	0	0
Totals				31:57	16:25	7:11	7	23	30	15	18	85	22	10	9	3	2	37

# GAME 9: #9 WISCONSIN 85, #12 MICHIGAN STATE 76

Dec. 25, 2020 • East Lansing, Mich. • Breslin Center



Official Basketball Box Score - Final  
**Wisconsin at Michigan St.**  
 12/25/20 Breslin Events Center, East Lansing  
 2020-21 Men's Basketball

Game Time: 12:30 PM  
 Game Duration: 2:08

Officials: D.J. Carstensen, Larry Sciotto, Steve McJunkins

Wisconsin - 85												
Record: 8-1 (2-0)												
NO.	Name	Min	FG M-A	3P M-A	FT M-A	Rebounds OR DR TOT	Fouls PF FO	TP	AS	TO	ST	Blocks BS BA
2	Aleem Ford	F 22:45	5-6	1-2	2-2	0 4 4	5 2	13	2	1	2	1 0
35	Nate Reauvers	F 25:19	3-7	0-2	2-2	0 2 2	1 1	8	0	1	0	1 0
11	Mich Potter	C 21:50	3-5	2-3	3-4	2 4 6	1 4	11	5	1	0	0 0
0	D'Mirick Trice	G 31:32	7-14	4-7	11-15	0 2 2	0 10	29	2	2	2	0 0
34	Brad Davison	G 23:10	4-10	1-5	2-2	1 3 4	1 2	11	4	0	2	0 0
12	Trevor Anderson	21:53	0-1	0-0	2-2	1 2 3	0 3	2	2	0	0	0 0
5	Tyler Wahl	17:51	2-3	0-0	0-0	0 4 4	4 0	4	1	1	0	1 0
1	Jonathan Davis	29:40	3-6	0-0	1-3	0 2 2	4 4	7	2	0	1	1 0
Team						2 0 2		0	1			
<b>Totals</b>			27-52	8-19	23-30	6 23 29	16 26	85	18	7	7	4 0

Dead Ball Rebounds: 5.0

Technical Fouls: NONE

Michigan St. - 76												
Record: 6-2 (0-2)												
NO.	Name	Min	FG M-A	3P M-A	FT M-A	Rebounds OR DR TOT	Fouls PF FO	TP	AS	TO	ST	Blocks BS BA
0	Aaron Henry	F 31:14	5-13	0-1	2-3	1 5 6	3 3	12	3	7	1	0 1
15	Thomas Kithier	F 17:43	3-5	0-0	2-2	4 1 5	4 1	8	1	1	1	0 1
20	Joey Hauser	F 28:40	7-9	3-3	10-11	0 7 7	4 11	27	2	1	0	0 0
1	Joshua Langford	G 29:39	3-9	2-3	0-0	2 0 2	3 0	8	2	0	0	0 1
2	Rocket Watts	G 25:38	2-9	1-2	0-0	0 1 1	3 1	5	7	2	0	0 1
34	Julius Marble	11:09	2-3	0-0	0-0	0 3 3	2 0	4	0	2	0	0 0
25	Malik Hall	16:04	2-4	1-1	0-0	1 1 2	2 0	5	2	1	0	0 0
44	Gabe Brown	19:31	1-2	0-0	0-0	1 0 1	2 0	2	1	0	0	0 0
3	Foster Loyer	14:22	2-2	1-1	0-0	0 0 0	2 0	5	5	0	0	0 0
30	Marcus Bingham Jr.	06:00	0-1	0-0	0-0	0 2 2	1 0	0	0	0	0	0 0
Team						0 1 1		0	0			
<b>Totals</b>			27-57	8-11	14-16	9 21 30	26 16	76	23	14	2	0 4

Dead Ball Rebounds: 0.0

Technical Fouls: NONE

	WIS	MSU	Points from	WIS	MSU	Period by Period Scoring
Biggest lead	9 (2 <sup>nd</sup> 0:05)	9 (2 <sup>nd</sup> 16:25)	Turnovers	24	9	
Best Scoring Run	8 (1 <sup>st</sup> 7:10)	12 (2 <sup>nd</sup> 16:25)	Paint	28	28	
Lead Changes	7		Second Chance	4	10	WIS 42 43 85
Times Tied	10		Fast Breaks	16	6	
Time with Lead	22:29	11:56	Bench	13	16	MSU 42 34 76

NOTES: Wisconsin won at Michigan State for the first time since 2004, snapping a streak of 12 consecutive losses at Breslin Center ... UW's 85 points are its most in a road win over a ranked team in school history ... UW's 85 points were also the team's most vs. MSU since 1994 (87-62 win on 2/2/94) ... Badgers turned the ball over 5 times in the first 4:53 of the game, then 0 turnovers the final 15:03 of the first half (finished game with 7 TOs) ... Trice scored a season-high 29 points, 2 shy of his career high ... Potter scored in double figures for the 5th straight game ... Ford scored in double figures for the 3rd straight game.

# TEAM SUPERLATIVES

## WISCONSIN

### HIGH

### LOW

• Points	92	ARK.-PINE BLUFF (11/27/20)	65	at Marquette (12/4/20)
• First-Half Points	53	ARK.-PINE BLUFF (11/27/20)	25	NEBRASKA (12/22/20)
• Second-Half Points	48	GREEN BAY (12/1/20)	34	EASTERN ILLINOIS (11/25/20)
• Field Goals Made	34	GREEN BAY (12/1/20)	20	RHODE ISLAND (12/9/20)
• Field Goal Attempts	61	GREEN BAY (12/1/20)	52	RHODE ISLAND (12/9/20)
• Field Goal Percentage	.557 (34-61)	GREEN BAY (12/1/20)	.375 (21-56)	at Marquette (12/4/20)
• 3-Point Field Goals Made	16	LOUISVILLE (12/19/20)	7	3x; MR RHODE ISLAND (12/9/20)
• 3-Point Field Goal Attempts	26	NEBRASKA (12/22/20)	18	LOYOLA (12/15/20)
• 3-Point Field Goal Pct. (min. 10 att.)	.640 (16-25)	LOUISVILLE (12/19/20)	.292 (7-24)	at Marquette (12/4/20)
• Free Throws Made	26	RHODE ISLAND (12/9/20)	5	GREEN BAY (12/1/20)
• Free Throw Attempts	36	RHODE ISLAND (12/9/20)	6	GREEN BAY (12/1/20)
• Free Throw Pct. (min. 12 att.)	1.000 (15-15)	NEBRASKA (12/22/20)	.722 (26-36)	RHODE ISLAND (12/9/20)
• Offensive Rebounds	13	at Marquette (12/4/20)	6	3x; MR at Michigan St (12/25/20)
• Defensive Rebounds	36	GREEN BAY (12/1/20)	23	4x; MR at Michigan St (12/25/20)
• Total Rebounds	45	GREEN BAY (12/1/20)	29	at Michigan St (12/25/20)
• Assists	22	LOUISVILLE (12/19/20)	9	RHODE ISLAND (12/9/20)
• Blocked Shots	10	EASTERN ILLINOIS (11/25/20)	1	NEBRASKA (12/22/20)
• Steals	9	2x; MR LOUISVILLE (12/19/20)	4	2x; MR LOYOLA (12/15/20)
• Turnovers	11	NEBRASKA (12/22/20)	4	LOYOLA (12/15/20)
• Fouls	22	2x; MR RHODE ISLAND (12/9/20)	12	NEBRASKA (12/22/20)

## OPPONENTS

### HIGH

### LOW

• Points	76	at Michigan St (12/25/20)	42	GREEN BAY (12/1/20)
• First-Half Points	42	at Michigan St (12/25/20)	12	GREEN BAY (12/1/20)
• Second-Half Points	47	EASTERN ILLINOIS (11/25/20)	29	NEBRASKA (12/22/20)
• Field Goals Made	27	at Michigan St (12/25/20)	16	GREEN BAY (12/1/20)
• Field Goal Attempts	66	EASTERN ILLINOIS (11/25/20)	47	LOUISVILLE (12/19/20)
• Field Goal Percentage	.474 (27-57)	at Michigan St (12/25/20)	.281 (16-57)	GREEN BAY (12/1/20)
• 3-Point Field Goals Made	9	LOYOLA (12/15/20)	3	2x; MR RHODE ISLAND (12/9/20)
• 3-Point Field Goal Attempts	27	NEBRASKA (12/22/20)	11	at Michigan St (12/25/20)
• 3-Point Field Goal Pct. (min. 10 att.)	.727 (8-11)	at Michigan St (12/25/20)	.176 (3-17)	GREEN BAY (12/1/20)
• Free Throws Made	20	at Marquette (12/4/20)	7	GREEN BAY (12/1/20)
• Free Throw Attempts	28	at Marquette (12/4/20)	12	LOUISVILLE (12/19/20)
• Free Throw Pct. (min. 10 att.)	1.000 (15-15)	EASTERN ILLINOIS (11/25/20)	.529 (9-17)	NEBRASKA (12/22/20)
• Offensive Rebounds	13	EASTERN ILLINOIS (11/25/20)	6	3x; MR NEBRASKA (12/22/20)
• Defensive Rebounds	28	2x; MR LOYOLA (12/15/20)	18	GREEN BAY (12/1/20)
• Total Rebounds	40	EASTERN ILLINOIS (11/25/20)	25	GREEN BAY (12/1/20)
• Assists	23	at Michigan St (12/25/20)	4	RHODE ISLAND (12/9/20)
• Blocked Shots	6	NEBRASKA (12/22/20)	0	at Michigan St (12/25/20)
• Steals	7	at Marquette (12/4/20)	2	at Michigan St (12/25/20)
• Turnovers	18	LOUISVILLE (12/19/20)	9	2x; MR NEBRASKA (12/22/20)
• Fouls	26	2x; MR at Michigan St (12/25/20)	10	GREEN BAY (12/1/20)

## MISCELLANEOUS

### HIGH

### SECOND-HIGHEST

• UW's Largest Deficit Overcome in Win	10 (19-9, 5:48 1H) NEBRASKA (12/22/20)	9 (51-42, 16:25 2H) at Michigan St (12/25/20)
• UW's Largest Deficit Overcome in Win (2nd Half/OT)	9 (51-42, 16:25 2H) at Michigan St (12/25/20)	1 (33-32, 14:23 2H) NEBRASKA (12/22/20)
• UW's Largest Lead Surrendered in Loss	6 (10-4, 15:34 1H) at Marquette (12/4/20)	--
• UW's Largest Lead Surrendered in Loss (2nd Half/OT)	1 (40-39, 15:36 2H) at Marquette (12/4/20)	--
• UW's Largest Halftime Lead	34 ARK.-PINE BLUFF (11/27/20)	26 LOUISVILLE (12/19/20)
• UW's Largest Halftime Deficit	5 (35-30) at Marquette (12/4/20)	--
• UW's Largest Lead	43 GREEN BAY (12/1/20)	42 LOUISVILLE (12/19/20)
• UW's Largest Deficit	10 (19-9, 5:48 1H) NEBRASKA (12/22/20)	9 (51-41, 16:25 2H) at Michigan St (12/25/20)

# INDIVIDUAL SUPERLATIVES

## WISCONSIN

## HIGH

## SECOND-HIGHEST

• Points	29	D'Mitrik Trice (at Michigan St - 12/25/20)	23	Brad Davison (RHODE ISLAND - 12/9/20)
• Field Goals Made	7	2x; MR D'Mitrik Trice (at Michigan St - 12/25/20)	6	6x; MR D'Mitrik Trice (LOYOLA - 12/15/20)
• Field Goal Attempts	15	D'Mitrik Trice (LOYOLA - 12/15/20)	14	2x; MR D'Mitrik Trice (at Michigan St - 12/25/20)
• Field Goal Pct. (min. 5 made)	.833 (5-6)	Aleem Ford (at Michigan St - 12/25/20)	.750 (6-8)	Micah Potter (GREEN BAY - 12/1/20)
• 3-Point Field Goals Made	4	D'Mitrik Trice (at Michigan St - 12/25/20)	3	9x; MR Brad Davison (NEBRASKA - 12/22/20)
• 3-Point Field Goal Attempts	7	3x; MR D'Mitrik Trice (at Michigan St - 12/25/20)	6	4x; MR Aleem Ford (NEBRASKA - 12/22/20)
• 3-Point FG Pct. (min. 3 made)	1.000 (3-3)	Anderson & Trice (LOUISVILLE - 12/19/20)	.750 (3-4)	2x; MR Micah Potter (LOYOLA - 12/15/20)
• Free Throws Made	12	Brad Davison (RHODE ISLAND - 12/9/20)	11	D'Mitrik Trice (at Michigan St - 12/25/20)
• Free Throw Attempts	15	D'Mitrik Trice (at Michigan St - 12/25/20)	12	Brad Davison (RHODE ISLAND - 12/9/20)
• Free Throw Pct. (min. 5 made)	1.000 (12-12)	Brad Davison (RHODE ISLAND - 12/9/20)	.833 (5-6)	Tyler Wahl (E. ILLINOIS - 11/25/20)
• Offensive Rebounds	4	Jonathan Davis (at Marquette - 12/4/20)	3	4x; MR Jonathan Davis (NEBRASKA - 12/22/20)
• Total Rebounds	15	Tyler Wahl (GREEN BAY - 12/1/20)	11	Micah Potter (NEBRASKA - 12/22/20)
• Assists	7	Brad Davison (NEBRASKA - 12/22/20)	5	4x; MR Micah Potter (at Michigan St - 12/25/20)
• Blocked Shots	5	Nate Reuvers (E. ILLINOIS - 11/25/20)	3	Nate Reuvers (RHODE ISLAND - 12/9/20)
• Steals	3	3x; MR Tyler Wahl (LOUISVILLE - 12/19/20)	2	9x; MR Three Badgers (at Michigan St - 12/25/20)
• Turnovers	3	6x; MR Reuvers & Trice (NEBRASKA - 12/22/20)	2	10x; MR D'Mitrik Trice (at Michigan St - 12/25/20)
• Fouls	5	2x; MR Aleem Ford (at Michigan St - 12/25/20)	4	11x; MR Two Badgers (at Michigan St - 12/25/20)

## OPPONENTS

## HIGH

## SECOND-HIGHEST

• Points	27	Joey Hauser (at Michigan St - 12/25/20)	22	Josiah Wallace (E. ILLINOIS - 11/25/20)
• Field Goals Made	9	Josiah Wallace (E. ILLINOIS - 11/25/20)	7	2x; MR Joey Hauser (at Michigan St - 12/25/20)
• Field Goal Attempts	17	Shaun Doss Jr. (UAPB - 11/27/20)	14	Fatts Russell (RHODE ISLAND - 12/9/20)
• Field Goal Pct. (min. 5 made)	.778 (7-9)	Joey Hauser (at Michigan St - 12/25/20)	.625 (5-8)	Jeremy Sheppard (RHODE ISLAND - 12/9/20)
• 3-Point Field Goals Made	3	6x; MR Joey Hauser (at Michigan St - 12/25/20)	2	7x; MR Joshua Langford (at Michigan St - 12/25/20)
• 3-Point Field Goal Attempts	9	2x; MR Shaun Doss Jr. (UAPB - 11/27/20)	8	Braden Norris (LOYOLA - 12/15/20)
• 3-Point FG Pct. (min. 3 made)	1.000 (3-3)	Joey Hauser (at Michigan St - 12/25/20)	.600 (3-5)	3x; MR Allen & Banton (NEBRASKA - 12/22/20)
• Free Throws Made	10	Joey Hauser (at Michigan St - 12/25/20)	6	2x; MR Dequan Morris (UAPB - 11/27/20)
• Free Throw Attempts	11	Joey Hauser (at Michigan St - 12/25/20)	9	2x; MR Trey McGowens (NEBRASKA - 12/22/20)
• Free Throw Pct. (min. 5 made)	1.000 (6-6)	Junior Farquhar (E. ILLINOIS - 11/25/20)	.909 (10-11)	Joey Hauser (at Michigan St - 12/25/20)
• Offensive Rebounds	5	George Dixon (E. ILLINOIS - 11/25/20)	4	Thomas Kithier (at Michigan St - 12/25/20)
• Total Rebounds	10	2x; MR Antwan Walker (RHODE ISLAND - 12/9/20)	8	3x; MR Dalano Banton (NEBRASKA - 12/22/20)
• Assists	7	Rocket Watts (at Michigan St - 12/25/20)	5	Foster Loyer (at Michigan St - 12/25/20)
• Blocked Shots	3	2x; MR Lat Mayen (NEBRASKA - 12/22/20)	2	4x; MR Yvan Ouedraogo (NEBRASKA - 12/22/20)
• Steals	3	3x; MR Carton & Elliott (at Marquette - 12/4/20)	2	4x; MR Lat Mayen (NEBRASKA - 12/22/20)
• Turnovers	7	3x; MR Aaron Henry (at Michigan St - 12/25/20)	4	3x; MR Dre Davison (LOUISVILLE - 12/19/20)
• Fouls	5	5x; MR Teddy Allen (NEBRASKA - 12/22/20)	4	7x; MR Two Badgers (at Michigan St - 12/25/20)



# THE LAST TIME WISCONSIN...

## Wisconsin Team

**UW ranked No. 1 in AP Top 25:** Feb. 21, 2007  
**UW ranked in AP Top 25:** No. 9 (12/21/20)  
**UW ranked in USA Today Coaches Poll:** No. 9 (12/21/20)  
**Played AP No. 1-ranked opponent:** Win vs. Villanova, 65-62 (3/18/17)  
**Defeated AP No. 1-ranked opponent:** Villanova, 65-62 (3/18/17)  
**Played AP No. 2-ranked opponent:** Win vs. Michigan, 64-54 (1/19/19)  
**Defeated opponent ranked 3-10 by AP:** No. 5 Ohio State, 61-57 (1/3/20)  
**Defeated opponent ranked 11-25 by AP:** No. 12 Michigan State, 85-76 (12/25/20)  
**Defeated AP Top 25 opponent on the road:** No. 12 Michigan State, 85-76 (12/25/20)

## Scoring

**Scored 20 or more points:** 29, D'Mitrik Trice at Michigan State (12/25/20)  
**Scored 30 or more points:** 30, Brad Davison at Nebraska (2/15/20)  
**Scored 40 or more points:** 43, Frank Kaminsky vs. North Dakota (11/19/13)  
**Two or more Badgers scored 30 points, same game:** Joe Franklin (31) and Chuck Nagle (30) vs. Purdue (3/2/68) — only other time this happened in school history was Jack Brens (31) and Ken Siebel (31) vs. Utah (12/28/62)  
**Two or more Badgers scored 20 points, same game:** D'Mitrik Trice and Nate Reuvers (22) vs. Milwaukee (12/21/19)  
**Three or more Badgers scored 20 points, same game:** Jon Leuer (24), Josh Gasser (21), Jordan Taylor (20), vs. PVAMU (11/14/10)  
**Scored 20 points in one half:** Brad Davison (23 in 2nd) vs. Michigan State (2/25/18)  
**Scored 20 points/two straight games:** D'Mitrik Trice (31 vs. Milwaukee, 12/21/19; 21 at Tennessee, 12/28/19)  
**Scored 20 points/three straight games:** Ethan Happ (21 vs. Purdue, 2/15/18; 29 vs. Michigan, 2/11/18; 27 at Illinois, 2/8/18)  
**Scored 20 points/four straight games:** Jordan Taylor (28 vs. Indiana, 1/20/11; 22 vs. Illinois, 1/15/11; 21 at Michigan State, 1/11/11; 20 vs. Michigan, 1/5/11)  
**Scored 30 points/two straight games:** Michael Finley (30 at Michigan, 1/29/94; 32 vs. Michigan State, 2/2/94)  
**No Badger scored in double figures:** vs. Marquette (12/8/12)  
**One Badger scored in double figures:** 15, Ethan Happ at Purdue (1/16/18)  
**Four players scored in double figures:** D'Mitrik Trice (29), Aleem Ford (13), Brad Davison (11) and Micah Potter (11) at Michigan State (12/25/20)  
**Five players scored in double figures:** Micah Potter (14), Aleem Ford (13), Nate Reuvers (13), Tyler Wahl (11), Brad Davison (10) vs. Green Bay (12/1/20)  
**Six players scored in double figures:** Reuvers (19), Davison (15), Ford (12), King (12), Trice (11), Pritzl (10) vs. Green Bay (11/21/19)  
**UW Scored 70 or more points:** 85, at Michigan State (12/25/20)  
**UW Scored 80 or more points:** 85, at Michigan State (12/25/20)  
**UW Scored 90 or more points:** 92, vs. Arkansas-Pine Bluff (11/27/20)  
**UW Scored 100 or more points:** 101, vs. Savannah State (12/13/18)

## Field Goal Shooting

**Shot 90 percent or better (min. 10 att.):** .900 (9-10), Carlton McGee vs. Michigan (2/26/92)  
**UW shot 50 percent or better:** .519, at Michigan State (12/25/20)  
**UW shot 60 percent or better:** .603, vs. Houston Baptist (11/17/18)  
**UW shot 70 percent or better:** .744, vs. Army (12/30/79)  
**UW made 30 or more field goals:** 31, vs. Louisville (12/19/20)  
**UW made 40 or more field goals:** 42, vs. Iowa (3/9/94)  
**UW made 50 or more field goals:** Has not happened  
**UW attempted 60 or more field goals:** 61, vs. Green Bay (12/1/20)  
**UW attempted 70 or more field goals:** 73, vs. Ohio State (1/12/17)  
**UW attempted 80 or more field goals:** 83, vs. Northwestern (1/28/95)  
**UW attempted 100 or more field goals:** 102, vs. South Dakota (12/9/72)

## 3-Point Field Goal Shooting

**Made 5 or more 3-point field goals:** D'Mitrik Trice (5-6 3FG) at Michigan (2/27/20)  
**UW shot 40 percent or better (min. 8 att.):** .421 (8-19), at Michigan State (12/25/20)  
**UW shot 50 percent or better (min. 8 att.):** .640 (16-25), vs. Louisville (12/19/20)  
**UW shot 60 percent or better (min. 8 att.):** .640 (16-25), vs. Louisville (12/19/20)  
**UW shot 70 percent or better (min. 8 att.):** .727, at Indiana (2/25/10)  
**UW shot 80 percent or better (min. 8 att.):** .889, vs. North Dakota St. (12/10/86)  
**UW shot 90 percent or better (min. 8 att.):** .900, at Illinois (1/25/97)  
**UW made 10 or more 3-point field goals:** 16, vs. Louisville (12/19/20)  
**UW made 15 or more 3-point field goals:** 16, vs. Louisville (12/19/20)  
**UW attempted 30 or more 3-point field goals:** 31, vs. Purdue (2/18/20)  
**UW attempted 40 or more 3-point field goals:** 40, vs. Temple (12/3/01)

## Double-Double / Triple-Double

**Had a triple-double:** Ethan Happ (13 pts, 12 reb, 11 ast) vs. Northwestern (1/26/19)  
**Had a double-double (Pts/Reb):** Micah Potter (10 pts, 11 reb) vs. Nebraska (12/22/20)  
**Had a double-double (Pts/Ast):** Ethan Happ (10 p, 11 r, 12a) vs. Coppin St. (11/6/18)  
**Had a double-double (Ast/Reb):** Ethan Happ (10p, 11r, 12a) vs. Coppin St. (11/6/18)  
**Had a double-double in consecutive games:** Happ & Iverson, Two Straight (3/7 - 3/10)  
**Two with double-double:** Potter (24 p, 13 r) & Davison (11 p, 13 r) at Penn State (1/11/20)

## Free Throw Shooting

**Perfect at the FT line (min. 10 att.):** 10-10, Brad Davison vs. Illinois (1/19/18)  
**UW shot 80 percent or better (min. 12 att.):** 1.000 (15-15), vs. Nebraska (12/22/20)  
**UW shot 90 percent or better (min. 12 att.):** 1.000 (15-15), vs. Nebraska (12/22/20)  
**UW shot 100 percent (min. 12 att.):** 15-15, vs. Nebraska (12/22/20)  
**UW made 20 or more free throws:** 23, at Michigan State (12/25/20)  
**UW made 30 or more free throws:** 30, vs. Minnesota (2/13/14)  
**UW made 40 or more free throws:** 40, vs. Minnesota (1/12/53)  
**UW attempted 30 or more free throws:** 30, at Michigan State (12/25/20)  
**UW attempted 40 or more free throws:** 42, at Illinois (2/3/13)  
**UW attempted 50 or more free throws:** 50, at Indiana (2/12/62)  
**UW attempted 60 or more free throws:** 61, at Michigan (2/21/53)

## Rebounds

**Had 10+ rebounds:** 11, Micah Potter vs. Nebraska (12/22/20)  
**Had 15+ rebounds:** 15, Tyler Wahl vs. Green Bay (12/1/20)  
**Had 20+ rebounds:** 25, Joe Chrmelich vs. St. Mary's (12/2/76)  
**Had 30+ rebounds:** 30, Paul Morrow vs. Purdue (1/3/53)  
**Had 10+ reb. in consecutive games:** Happ & Iverson, Two Straight (3/7 - 3/10)  
**UW had 40+ rebounds:** 40, vs. Nebraska (12/22/20)  
**UW had 50+ rebounds:** 53, vs. Florida A&M (12/23/16)

## Assists

**Had 10 or more assists:** 11, Ethan Happ vs. Northwestern (1/26/19)  
**Had 15 or more assists:** Has not happened  
**UW had 20 or more assists:** 22, vs. Louisville (12/19/20)  
**UW had 30 or more assists:** 30, vs. Iowa (3/9/94)

## Blocked Shots

**Had 5 or more blocked shots:** 9 Nate Reuvers vs. Eastern Illinois (11/8/19)  
**Had 10 or more blocked shots:** Has not happened  
**UW had 10 or more blocked shots:** 10 vs. Eastern Illinois (11/25/20)  
**UW had 15 or more blocked shots:** Has not happened

## Steals

**Had 5 or more steals:** 5, Ethan Happ vs. Maryland (2/19/17)  
**Had 10 or more steals:** 10, Mike Kelley vs. Texas (12/7/99)  
**UW had 10 or more steals:** 10, vs. McNeese State (11/13/19)  
**UW had 15 or more steals:** 16, (2x) MR vs. California (12/2/12)

## Turnovers

**UW had 1 or fewer turnovers:** 1, vs. Iowa (1/20/15)  
**UW had 5 or fewer turnovers:** 4, vs. Loyola (12/15/20)  
**UW had 0 turnovers in a half:** 0 in 1H, vs. Arkansas-Pine Bluff (11/27/20)  
**Opponent committed 15 or more turnovers:** 18, vs. Louisville (12/19/20)  
**Opponent committed 20 or more turnovers:** 22, at Nebraska (2/9/17)

## Overtime

**Won a game in overtime:** at Ohio State (73-67), 3/10/19  
**Lost a game in overtime:** vs. Saint Mary's (65-63), 11/5/19  
**Played a 2-overtime game:** at Indiana (75-73), 2/26/19  
**Played a 3-overtime game:** vs. Indiana (85-86), 2/16/87  
**Played in consecutive OT games:** (3) vs. Iowa (2/6/13), vs. Mich. (2/9/13), at Minn. (2/14/13)

## Miscellaneous

**Hit a buzzer beater:** vs. Xavier, 3/20/16 (Bronson Koenig hits 3PT in corner, UW 66-63)  
**Won after trailing by at least 10 pts in second half:** 12 vs. NC State, 11/27/18 (down 41-29, 19:01 remaining - won 79-75)  
**Won after trailing by at least 15 pts in second half:** 15 vs. Ohio State, 2/12/11 (down 47-32, 13:21 remaining - won 71-67)  
**UW scored 10 straight points or more:** 14-0 (4:42 - 1:14 1H) vs. Nebraska (12/22/20)  
**UW scored 15 straight points or more:** 16-0 (17:52 - 9:08 1H) vs. Louisville (12/19/20)  
**UW held opp. scoreless 5:00 or longer:** 9:08 (17:52 - 8:44 1H) vs. Louisville (12/19/20)  
**UW held opp. scoreless for 8:00 or longer:** 9:08 (17:52 - 8:44 1H) vs. Louisville (12/19/20)