

WISCONSIN BASKETBALL

24 NCAA TOURNAMENT APPEARANCES ■ 4 FINAL FOURS ■ 19 BIG TEN CHAMPIONSHIPS ■ 21 CONSENSUS ALL-AMERICANS

#12 WISCONSIN BADGERS

5-1, 0-0 BIG TEN



Rankings (AP/Coaches): 12/12
Head Coach: Greg Gard
Record at Wisconsin: 106-58 (6th Season)
Overall Record: 106-58 (6th Season)

VS

#23 LOUISVILLE CARDINALS

4-0, 0-0 ACC



Rankings (AP/Coaches): 23/22
Head Coach: Chris Mack
Record at UL: 48-21 (3rd Season)
Overall Record: 263-118 (12th Season)

SATURDAY, DEC. 19 ■ 11 A.M. (CT) ■ MADISON, WIS. ■ KOHL CENTER ■ ESPN2

BADGERS HOST CARDINALS FOR TOP-25 SHOWDOWN

- As part of the 2020 Big Ten/ACC Challenge, No. 12 Wisconsin hosts No. 23 Louisville for a meeting of top-25 teams on Saturday at the Kohl Center. Tip is set for 11 a.m. (CT) on ESPN2.
- Wisconsin is 10-11 all-time in the Big Ten/ACC Challenge, trailing only Minnesota, Penn State and Purdue for most wins in the event among Big Ten teams. The Badgers are 44-45 all-time against teams from the ACC.



Wisconsin is 1 of just 4 schools to rank among the nation's top 17 in both offensive (17th) and defensive (7th) efficiency according to KenPom - joining Gonzaga, Baylor and West Virginia.

GAME 7 - FAST BREAK FACTS

- Wisconsin enters Saturday's game with a 13-game home winning streak, the longest active streak in the Big Ten.
 - UW has won 20 consecutive home games against non-conference opponents (more pg 2).
- Wisconsin has won 85.9% (317-52) of its games at the Kohl Center all-time. That ranks as the 9th-best win percentage for any Division I team in its current home venue.
- The 2020 Big Ten Coach of the Year, **Greg Gard** owns a career record of 106-58 (.646), boasting the 3rd-highest win percentage in Wisconsin history (more on pg 2).
- Last season, Wisconsin won 8 straight games to finish the year with a share of the Big Ten title. UW's 19th B1G title, only Michigan State (7) has won more since 2000 (more on page 5).
 - Wisconsin has won 5 Big Ten championships since 2000, matching Ohio State for the 2nd-most during that span. Only Michigan State (7) has more league titles since 2000.
- Wisconsin continues to stifle opponents defensively, ranking 2nd in the Big Ten allowing just 59.8 ppg this season and leading the Big Ten in blocks per game (6.0). UW ranks 7th in the country in Ken Pomeroy's Adjusted Defensive Efficiency (more on pg 6).
- The Badgers lead the country averaging just 7.8 turnovers per game. Dating back to last season, UW has committed 11 or fewer turnovers in 24 consecutive games (more page 6).
- Wisconsin returns its entire starting 5 from the final game of last season and brings back 7 of the top 8 scorers overall from last season.
- Wisconsin has a trio of players on watch lists for major awards: PG **D'Mitrik Trice** (Bob Cousy Award), PF **Nate Reuvers** (Karl Malone Award) and C **Micah Potter** (Kareem Abdul-Jabbar).
- Wisconsin's active scoring leader (1,117 pts), **Brad Davison** is projected to make his 100th career start Saturday vs. Louisville, becoming just the 12th player in Wisconsin history to make 100 career starts (page 4).
- UW's leading scorer a year ago, Third-Team All-Big Ten senior forward **Nate Reuvers** is off to a solid start averaging 12.2 ppg, 4.6 rpg and 2.2 bpg, shooting 53.3% from 3FG (8-for-15).
 - Reuvers broke Ethan Happ's school record and became Wisconsin's all-time blocks leader last Wednesday vs. Rhode Island. He's got 157 blks.
- Third-Team All-Big Ten guard **D'Mitrik Trice** has blossomed into one of the Big Ten's premier PGs. In addition to his 11.0 points per game, Trice has 21 assists to just 5 turnovers in a team-leading 170 minutes this year (more pg 4).
- After playing the role of sixth man last season, **Micah Potter** is now thriving as a starter, leading UW in both scoring (12.8 ppg; 54% FG) and rebounding (6.7 rpg) (more on page 2).
- UW's highly-touted freshman class has combined to average 13.0 points per game through 6 games, led by **Jonathan Davis** (8.2 ppg) and **Ben Carlson** (3.3 ppg).

WISCONSIN'S POTENTIAL STARTERS

No.	Name	Pts.	Reb.	Ast.	Of Note
0	D'MITRIK TRICE	11.0	3.8	3.8	19 Ast to just 5 TOs, .400 3FG% (8-20); Cousy Award Watch List
2	ALEEM FORD	8.8	3.2	1.2	Has scored 9+ points in 4 straight games; .348 3FG% (8-23)
11	MICAH POTTER	12.8	6.6	1.8	Shooting .550 FG%; .364 3FG%; Abdul-Jabbar Award Watch List
34	BRAD DAVISON	9.6	3.0	1.4	1,100 career points (ranks 36th in UW annals)
35	NATE REUVERS	12.2	4.6	0.6	2.6 bpg, 50% 3FG (6-12); Malone Award Watch List

2020-21 SCHEDULE

Nov. 25	EASTERN ILLINOIS	W, 77-67
Nov. 27	ARK-PINE BLUFF	W, 92-58
Dec. 1	GREEN BAY	W, 82-42
Dec. 4	at Marquette	L, 65-67
Dec. 9	RHODE ISLAND	W, 63-62
Dec. 15	LOYOLA (CHICAGO)	W, 77-63
Dec. 19	#23 LOUISVILLE^	11 AM
Dec. 22	NEBRASKA	6 PM
Dec. 25	at #4 Michigan State	11:30 AM
Dec. 28	MARYLAND	6 PM
Dec. 31	MINNESOTA	3:30 PM

Jan. 3	at Penn State	TBA
Jan. 7	INDIANA	6 PM
Jan. 12	at #25 Michigan	6 PM
Jan. 15	at #19 Rutgers	6 PM
Jan. 23	#20 OHIO STATE	3 PM
Jan. 27	NORTHWESTERN	
Jan. 30	at Maryland	

Feb. 2	PENN STATE	
Feb. 6	at #13 Illinois	
Feb. 11	at Nebraska	
Feb. 14	#25 MICHIGAN	
Feb. 18	#3 IOWA	
Feb. 21	at Northwestern	
Feb. 27	#13 ILLINOIS	

Mar. 2	at Purdue	
Mar. 7	at #3 Iowa	

BIG TEN TOURNAMENT - Chicago, Ill.

Mar. 10-14 at United Center

NCAA TOURNAMENT - Indianapolis, Ind.

Mar. 16-17	First Four
Mar. 18-21	Rounds 1-2
Mar. 25-28	Sweet 16 / Elite 8
April 3-5	Final Four

^ ACC Challenge
 Home games in **BOLD CAPS**

FOLLOW THE #BADGERS

TV: ESPN2

App: ESPN | Online: ESPN.com/Watch

■ Play-by-Play:	Dan Shulman
■ Analyst:	Jay Bilas

RADIO: BADGER SPORTS NETWORK

App: iHeartRadio | Satellite: SiriusXM

■ Play-by-Play:	Matt Lepay
■ Analyst:	Mike Lucas

SOCIAL MEDIA: #ONWISCONSIN

■ Twitter:	@BadgerMBB
■ Instagram:	badgermbb
■ Facebook:	/WisconsinMensBasketball
■ YouTube:	/WisconsinBadgers

BASKETBALL COMMUNICATIONS

GENERAL INFORMATION

- Address: 1440 Monroe Street, Madison, WI 53711
- Website: UWBadgers.com
- Press Box Phone: (608) 262-7766

BRANDON HARRISON – PRIMARY

- Phone: (608) 279-8653
- Email: bah@athletics.wisc.edu
- Twitter: @BrandonHarrison



PATRICK HERB – DIRECTOR OF BRAND STRATEGY

- Phone: (608) 957-2085
- Email: pah@athletics.wisc.edu
- Twitter: @PatrickHerb



MEDIA RESOURCES

CREDENTIAL APPLICATIONS

- www.sportssystem.com/Wisconsin

BIG TEN MEDIA EMAIL LIST

- office.bigten.org/media

WISCONSIN BASKETBALL RECORD BOOK

- go.wisc.edu/MBBRecordBook

WIRELESS INTERNET ACCESS (KOHL CENTER)

- BadgerWiFi (connect and register with email address)

LIVE STATS - STATBROADCAST (KOHL CENTER)

- Wisconsin.StatBroadcast.com (password: buckybadger)

OFFICIAL SOCIAL MEDIA CHANNELS

- Twitter: @BadgerMBB
- Instagram: @badgermbb
- Facebook: /WisconsinMensBasketball
- YouTube: /WisconsinBadgers

RADIO

Radio Station: WIBA (1310 AM)

Play-by-Play Announcer: Matt Lepay

Address: P.O. Box 99
Madison, WI 53701
Phone: 608-274-5450

Color Analyst: Mike Lucas

Address: 1440 Monroe St.
Madison, WI 53711
Phone: 608-252-6474

Credentials: 2019-20 Wisconsin Basketball credentials must be requested online: www.sportssystem.com/Wisconsin

Contact Brandon Harrison with questions (608-279-8653). Approved credentials will be either mailed or made available at the Brand Communications Office or with the parking attendant (white vehicle) at the entrance to Lot 46 on Frances Street, one block north of the Kohl Center

TRENDING TOPICS FOR 2020

Wisconsin's 5-1 start has revealed a few early statistical trends. Consider...

- **Efficiency:** UW is 1 of just 4 schools to rank among the nation's top 17 in both offensive (17th) and defensive (7th) efficiency according to KenPom - joining Gonzaga, Baylor and West Virginia.
- **Balance:** Seven different Badgers are averaging between 5 and 13 ppg. A total of 8 different players have scored in double figures this season.
- **3-Point Shooting:** UW ranks 4th in the Big Ten shooting 39.7% on 3FGs with each of its top 8 scorers hitting multiple triples.
- **FT Shooting:** UW is 4th in the Big Ten shooting 75.7% at the free throw line
- **Defense:** UW is 2nd in Big Ten in scoring defense (59.8 ppg) and 3rd in FG Pct defense (36.7%).
- **Blocks:** UW is tied with MSU atop the Big Ten, and ranked 10th in the NCAA, averaging 6.0 blocks per game.
- **Turnovers:** UW leads the NCAA averaging just 7.8 turnovers per game. The Badgers have not turned it over more than 10 times in any game this season.

POTTER MAGIC

- Last season, senior **Micah Potter** was one of the Big Ten's most valuable reserves. Now a starter, Potter is looking one of the conference's best players overall.
- Potter leads the Badgers in scoring and rebounds, averaging 12.8 ppg and 6.7 rpg.
- Potter is chasing the hallowed 50-40-80 shooting marks for a second straight season. Last year, he became the first Wisconsin player to reach those marks since at least 1996-97 and the first Big Ten player since Cassius Winston in 2017-18.
- The only other non-guards in the Big Ten to hit those marks in the last 25 years were MSU's A.J. Granger in 1999-2000 and Illinois's Mike Tisdale in 2010-11.

Micah Potter Shooting Percentages

	2019-20	2020-21
FG Pct.	.528 (76-144)	.543 (25-46)
3FG Pct.	.451 (23-51)	.467 (7-15)
FT Pct.	.860 (37-43)	.800 (20-25)

- This season, Potter has at least 9 points in every game, including double figures in 4 of the 6 games.
- During Big Ten play last year, Potter averaged 10.9 ppg (54.2% FG, 46.9% 3FG), 6.5 rpg. Among reserves, Potter trailed only Ohio State's Duane Washington, Jr. (11.8 ppg) in scoring.
- Potter shot 46.9% (23-49) from 3-point range during conference play last season, ranking 2nd in the Big Ten.

SPEAKING OF STREAKING

- Wisconsin has won 13 straight home games, the longest active streak in the Big Ten.
- UW's home win streak began with a 56-54 win over No. 17 Maryland on Jan. 14, 2020.

Longest Active Home Win Streaks, Big Ten

School	Wins	Began
1. Wisconsin	13	1/14/20
2. Ohio State	10	2/1/20
3. Michigan State	7	2/25/20
Illinois	7	2/24/20

thru games played on Dec. 15, 2020

- The Badgers have won 20 consecutive home games against non-conference opponents, a streak that began nearly 3 years ago. UW's home non-conference win streak began with an 81-80 win over Western Kentucky on Dec. 13, 2017.
- Since the Kohl Center opened in 1998, Wisconsin has been nearly unbeatable on its home floor owning a mark of 315-52 (.858). In fact, among active venues, the Kohl Center is the nation's 9th toughest for road teams to come in and steal a win (chart on page 10).

GARD AMONG THE BEST

In his 6th season as head coach, **Greg Gard** is already one of the most successful coaches in Wisconsin history and placing himself among the greatest Big Ten coaches of the last 40 years.

- Gard owns a 106-58 (.646) career record, boasting the 3rd-highest winning percentage and 5th-highest win total in UW annals.

Best Win Percentage, Wisconsin History

Record	Coach (years)
1. 364-130 (.737)	Bo Ryan (2002-15)
2. 246-99 (.712)	Walter Meanwell ('12-17, '21-34)
3. 106-58 (.646)	Greg Gard (2016-present)
4. 265-267 (.498)	Harold Foster (1935-59)
5. 128-165 (.437)	Steve Yoder (1983-92)

- Gard became the 2nd-fastest (157 games) Wisconsin coach to 100 wins in the NCAA tournament era. Only Bo Ryan reached 100 faster (138 games).
- With a conference record of 59-35, Gard's .628 conference win percentage ranks 6th among Big Ten coaches of the last 40 years (since 1980).

Best Win Pct, B1G Coaches w/ 50+ Wins (since 1980)

Coach (School, Years)	Record	Pct.
1. Bo Ryan, WIS (2002-15)	172-68	.717
2. Bob Knight, IND (1972-2000)	353-151	.700
3. Tom Izzo, MSU (1995-)	302-132	.696
4. Mark Turgeon, MD (2015-)	81-40	.669
5. Thad Matta, OSU (2005-17)	150-78	.658
6. Greg Gard, WIS (2016-)	59-35	.628
7. Matt Painter, PUR (2005-)	168-103	.620
8. Gene Keady, PUR (1981-05)	265-169	.611

(thru Dec. 16, 2020)

- Among Wisconsin coaches, Gard ranks 4th in Big Ten wins (59) and 3rd in Big Ten win pct., trailing only Ryan (.717) and Meanwell (.660).

CHARTING THE BADGERS

CAREER GAMES PLAYED

	Games	Starts	Cons. Starts
D'Mitrik Trice	118	83	71
Brad Davison	103	99	99
Aleem Ford	101	57	37
Nate Reuvers	99	86	72
Micah Potter*	86	25	7
Trevor Anderson**	65	20	0
Tyler Wahl	37	3	0
Walt McGrory	36	0	0
Carter Higginbottom	11	0	0
Joe Hedstrom	9	0	0
Ben Carlson	6	0	0
Jonathan Davis	6	0	0
Steven Crowl	3	0	0
Carter Gilmore	3	0	0
Jordan Davis	2	0	0
Justin Taphorn	2	0	0

*59 GAMES AT OHIO STATE | **20 GAMES AT GREEN BAY

DOUBLE-DIGIT POINTS

	Career	'20-21	Cons.
Brad Davison	55 (39-16)	3 (3-0)	2
D'Mitrik Trice	46 (31-15)	4 (3-1)	1
Nate Reuvers	43 (27-16)	4 (3-1)	0
Aleem Ford	26 (21-5)	3 (3-0)	1
Micah Potter	20** (17-3)	4 (4-0)	2
Trevor Anderson	11* (7-4)	0	0
Jonathan Davis	2 (1-1)	2 (1-1)	1
Ben Carlson	1 (1-0)	1 (1-0)	0
Tyler Wahl	1 (1-0)	1 (1-0)	0

*10 GAMES AT GREEN BAY | **5 GAMES AT OHIO STATE

20-POINT SCORING GAMES

	Career	'20-21	Cons.
Brad Davison	9 (6-3)	1 (1-0)	0
D'Mitrik Trice	7 (7-0)	0	0
Nate Reuvers	4 (3-1)	0	0
Micah Potter	1 (1-0)	0	0

30-POINT SCORING GAMES

	Career	'20-21	Cons.
Brad Davison	2 (1-1)	0	0
D'Mitrik Trice	1 (1-0)	0	0

DOUBLE-DIGIT REBOUNDS

	Career	'20-21	Cons.
Micah Potter	4* (3-1)	0	0
Nate Reuvers	2 (2-0)	0	0
Brad Davison	1 (1-0)	0	0
Aleem Ford	1 (1-0)	0	0
D'Mitrik Trice	1 (1-0)	0	0
Tyler Wahl	1 (1-0)	1 (1-0)	0

*1 GAME AT OHIO STATE

DOUBLE-DIGIT ASSISTS

	Career	'20-21	Cons.
None Active	--	--	--

DOUBLE-DOUBLES

	Career	'20-21	Cons.
Micah Potter	4** (3-1)	0	0
Nate Reuvers	2 (2-0)	0	0
D'Mitrik Trice	1 (1-0)	0	0
Tyler Wahl	1 (1-0)	1 (1-0)	1

*1 GAME AT OHIO STATE

SERIES VS. LOUISVILLE

Wisconsin and Louisville will meet for just the 2nd time in history on Saturday. The only other meeting came in 1978 when the Cardinals claimed a 70-53 win in Louisville.

■ Wisconsin is 10-11 all-time in the Big Ten/ACC Challenge, including a mark of 6-3 at home.

- The Badgers' 10 wins trails only Minnesota, Penn State and Purdue for most wins in the event among Big Ten teams.

Most Big Ten/ACC Challenge wins, Big Ten

School	Record	Pct.
1. Penn State	11-9	.550
Purdue	11-9	.550
Minnesota	11-11	.500
4. Wisconsin	10-11	.476
Northwestern	10-12	.455

■ Under Gard, the Badgers are 2-2 in the Challenge and have gone 4-5 vs. the ACC, with wins over Pittsburgh, Virginia Tech, Syracuse and NC State.

■ Including this season, UW has been ranked in 13 of its 22 Challenge games. The Badgers will face a ranked team for the 11th time, going 5-5 all-time against top-25 teams in the Challenge.

■ All-time, UW is 44-45 vs. teams from the ACC.

■ Wisconsin has faced off against Louisville's head coach Chris Mack on two prior occasions while Mack was coaching Xavier.

- The Badgers claimed a 66-63 win over Xavier in the second round of the 2016 NCAA Tournament on a game-winning 3-pointer from Bronson Koenig.
- Two seasons later, Xavier pulled off an 80-70 win at the Kohl Center as part of the Gavitt Games on Nov. 16, 2017.

LAST TIME OUT

WISCONSIN 77, LOYOLA 63

Dec. 15 | Kohl Center | Madison, Wis.

- Wisconsin shot a season-high 55.6% from 3-point range (10-18).
- With the game tied at 33-33 in the second half, Wisconsin went on a 21-3 run to open a 54-36 lead with 11:08 remaining.
- The Badgers held Loyola without a field goal for a stretch of 8:14 during that run.
- UW had just 4 turnovers, its fewest since 4-turnover effort vs. Indiana (12/7/19).
- Seniors **Brad Davison** and **D'Mitrik Trice** led UW with 17 points each. Senior **Micah Potter** added 13 points (3-4 3FGs) and 7 rebounds. Freshman **Jonathan Davis** matched his career high with 12 points.

HIGH HIGH HOPES

Now 5-1 on the season, Wisconsin currently ranks No. 12 in this week's AP Top 25.

- UW checked in at No. 4 earlier this season, marking UW's highest ranking since being ranked No. 3 on March 16, 2015.
- It marked just the fourth season in which Wisconsin has appeared in the AP Top 5.
- For just the fifth time in school history, UW began the season ranked top 10 in the Preseason AP Top 25.

Wisconsin in the Preseason AP Top 10

Season	Preseason	Finished	Final Game
1962-63	#10	NR	--
2006-07	#9	#6	NCAA 2nd Rd
2014-15	#3	#3	NCAA runner-up
2016-17	#9	#25	Lost in Sweet 16
2020-21	#7	--	--

UW IN THE BIG TEN/ACC CHALLENGE

- Record: 10-11
- At Home: 6-3
- On Road: 3-8
- Neutral: 1-0
- Streak: 1 loss
- Vs. Ranked: 5-5

Year	Opponent	Location	Score
1999	UW at Wake Forest	Winston-Salem, N.C.	L, 48-67
2000	UW (#23) vs. Maryland (#13)	Milwaukee, Wis.	W, 78-75 (ot)
2001	UW at Georgia Tech	Atlanta, Ga.	L, 61-62
2002	UW (#23) vs. Wake Forest	Madison, Wis.	L, 80-90
2003	UW (#15) at Maryland	College Park, Md.	L, 67-73 (ot)
2004	UW (#25) vs. Maryland (#12)	Madison, Wis.	W, 69-64
2005	UW (#24) at Wake Forest (#24)	Winston-Salem, N.C.	L, 88-91
2006	UW (#12) vs. Florida State	Madison, Wis.	W, 81-66
2007	UW (#20) at Duke (#6)	Durham, N.C.	L, 58-82
2008	UW at Virginia Tech	Blacksburg, Va.	W, 74-72
2009	UW vs. Duke (#6)	Madison, Wis.	W, 73-69
2010	UW vs. NC State	Madison, Wis.	W, 87-48
2011	UW (#9) at North Carolina (#5)	Chapel Hill, N.C.	L, 57-60
2012	UW vs. Virginia	Madison, Wis.	L, 54-60
2013	UW (#8) at Virginia	Charlottesville, Va.	W, 48-38
2014	UW (#2) vs. Duke (#4)	Madison, Wis.	L, 70-80
2015	UW at Syracuse (#14)	Syracuse, N.Y.	W, 66-58 (ot)
2016	UW (#17) vs. Syracuse (#22)	Madison, Wis.	W, 77-60
2017	UW at Virginia (#18)	Charlottesville, Va.	L, 37-49
2018	UW (#22) vs. NC State	Madison, Wis.	W, 79-75
2019	UW at NC State	Raleigh, N.C.	L, 54-59



SITUATIONAL RECORDS

	2020-21	Under Gard
Ahead at the half	5-0	84-10
Behind at the half	0-1	19-43
Tied at the half	0-0	2-5
FG% of .450 or more	2-0	61-10
FG% less than .450	3-1	44-48
Better FG% than opp.	4-0	90-13
Worse FG% than opp.	1-1	16-44
Same FG% as opp.	0-0	0-1
Opp. FG% less than 45%	5-1	84-24
3FG% of 40% or more	3-0	50-7
3FG% less than 40%	2-1	55-50
Try more than 20 3FGs	2-1	56-31
Try 20 or fewer 3FGs	3-0	49-27
Make at least 70% FT	5-1	61-22
Try at least 20 FTs	4-0	48-13
Try fewer than 20 FTs	1-1	56-44
Out-rebound opponent	2-1	65-18
Tied or out-rebounded	3-0	40-40
Same or fewer TOs than opp.	5-1	78-33
More TOs than opp.	0-0	27-25
Commit fewer than 12 TOs	5-1	77-32
Commit 12 or more TOs	0-0	28-25
Score fewer than 50 pts.	0-0	1-2
Score 50-59 points	0-0	6-27
Score 60-69 points	0-1	32-18
Score 70-79 points	3-0	38-8
Score 80-89 points	1-0	21-3
Score 90 or more pts.	1-0	7-0
Allow fewer than 50 pts.	1-0	17-1
Allow 50-59 pts.	1-0	31-6
Allow 60-69 pts.	3-1	44-23
Allow 70-79 pts.	0-0	11-17
Allow 80-89 pts.	0-0	2-10
Allow 90 or more pts.	0-0	0-1
Overtime	0-0	6-5
vs. AP Top 25 opponents	0-0	18-25
vs. AP Top 25 opp. at home	0-0	9-6
Home games	5-0	65-15
Road games	0-1	27-29
Neutral site games	0-0	13-14
Day games	2-0	36-16
Night games	3-1	69-42

GAMES DECIDED BY

3 points or less	0-1	12-10
4-5 points	0-0	15-11
6-10 points	1-0	22-16
11-19 points	2-0	29-17
20 or more points	2-0	28-2

TELEVISED GAMES

CBS	0-0	9-7
CBS Sports Network	0-0	0-1
FOX	0-0	1-3
FS1	0-1	8-10
ESPN	0-0	13-9
ESPN2	0-0	9-10
ESPNU	0-0	1-2
ESPN+	0-0	3-1
Big Ten Network	5-0	54-12
BTN Plus	0-0	2-0
TBS	0-0	0-3
TNT	0-0	2-0

WISCONSIN'S IRONMAN DAVISON

- Senior **Brad Davison** has been an ironman during his career at Wisconsin. He has appeared in all 103 games he has been eligible, including each of the last 99 consecutive.
- Davison's durability streak included a reoccurring shoulder injury during the 2018-19 season. Then a freshman, Davison dislocated his shoulder during a game against Baylor on Nov. 20, 2018. He was back in the lineup the next night against UCLA, the first of 29 consecutive starts to end the season despite the fact he re-injured his shoulder 5 other times in games that year.
In fact, during one such game against Michigan State on Feb. 25, 2018, Davison separated his shoulder during the second half and returned to score 10 of his career-high 30 points after the injury.
- A start on Saturday against Louisville would make him the 12th player in Wisconsin history to record 100 career starts.

Most Career Starts, Wisconsin

Starts	Player	Years
1. 144	Josh Gasser	2011-15
2. 139	Ethan Happ	2016-19
3. 126	Alando Tucker	2003-07
4. 116	Mike Kelley	1998-01
5. 112	Rick Olson	1983-86
112	Michael Finley	1992-95
112	Nigel Hayes	2014-17
8. 109	Andy Kowske	1998-01
109	Danny Jones	1987-90
10. 108	Joe Chmelich	1977-80
11. 100	Trévon Hughes	2007-10
12. 99	Brad Davison	2018-present

- This season, Davison is averaging 10.8 ppg, shooting 43.5% (10-23) from 3-point range and 89.3% (25-28) at the FT line.
- Davison has led the Badgers in scoring in each of the last 2 games, pouring in 23 points against Rhode Island and 17 vs. Loyola. He has gone 5-for-9 from 3-point range and 19-21 at the foul line in those 2 contests.
- In addition to the career starts, Davison finds himself climbing several lists at Wisconsin (charts page 7):
 - Ranks 34th in UW history with 1,117 points.
 - Ranks 12th with 169 3-point field goals.
 - Ranks 17th with 105 steals.
 - Ranks 5th at the FT line at 82.8% (256-309).
- Davison has scored at least 20 points on 9 different occasions, including a pair of 30-point performances against Michigan State (2/25/18) and Nebraska (1/21/20).
- He is 1 of just 8 Badgers to author multiple 30-point games in the last 25 seasons.
- In his 30-point showing vs. Nebraska, Davison tied UW's single-game school record with 8 made 3FGs.

TRICE AT THE POINT OF IT ALL

Third-Team All-Big Ten honoree **D'Mitrik Trice** has developed into one of the top point guards in the country and his inclusion on the Bob Cousy Award Watch List validated that claim.

- Through 6 games, Trice is averaging 12.0 ppg, 3.3 rpg and 3.5 apg. He is also shooting 37.5% from 3-point range (9-for-24).
- Trice has dished out 21 assists with just 5 TOs playing a team-high 170 minutes this season.
- Trice has seen steady improvement in his assist-to-turnover ratio over his time at UW:

Trice, Assist-to-Turnover Ratio, Career

Year	Ast	TOs	Ratio
2016	63	37	1.7
2017	23	13	1.8 (medical redshirt)
2018	90	45	2.0
2019	131	53	2.5
2020	21	5	4.2
Career	328	153	2.14

- Like Davison, Trice is also quickly climbing the UW record books, rising on several impressive lists (charts page 7):
 - Trice became the first player in UW history to amass 1,000 points, 300 rebounds and 300 assists by his junior season.
 - His 1,072 career points rank 40th in school history.
 - With 191 career 3-pointers, Trice ranks 8th on the all-time list. He needs just 3 to pass Trent Jackson (193) for 7th place.
 - Trice ranks 8th in UW annals with 328 assists, needing just 12 more to pass Tom Molaski for 7th place all time. He's 43 away from the top 5.
 - Trice's 2.14 career assist-to-turnover ratio ranks him 4th all time in UW history.

RELIABLE REUVERS

A third-team All-Big Ten pick last season, **Nate Reuvers** is poised to make that a first-team pick in 2020-21.

- Through 6 games, Reuvers is averaging 11.5 ppg, 4.3 rpg and 2.2 bpg. The big man is shooting 46.3% from the field, 53.3% (8-15) on 3FGs and 73.3% (11-15) at the FT line.
- The senior forward is just 110 points away from joining teammates Brad Davison and D'Mitrik Trice in Wisconsin's 1,000-point club.
- Reuvers recently passed Ethan Happ and became Wisconsin's all-time blocks leader.

UW CAREER BLOCKS LEADERS

Player	Blocks	Seasons
1. Nate Reuvers	157	2017-Pres.
2. Ethan Happ	154	2016-19
3. Frank Kaminsky	153	2012-15
4. Jared Berggren	144	2009-13
5. Rashard Griffith	124	1994-95

- Reuvers posted 58 blocks last year, tied for the 7th-highest single-season mark at UW.

CHARTING THE BADGERS

LED UW IN SCORING

	2020-21	Career
Brad Davison	2 (2-0)	21 (16-5)
Nate Reuvers	1 (1-0)	15 (9-6)
D'Mitrik Trice	2 (1-1)	13 (10-3)
Micah Potter	2 (2-0)	5 (4-1)
Aleem Ford	0	2 (1-1)

LED UW IN REBOUNDING

	2020-21	Career
Nate Reuvers	1 (1-0)	13 (9-4)
Aleem Ford	0	9 (9-0)
D'Mitrik Trice	1 (0-1)	9 (5-4)
Micah Potter	2 (2-0)	9 (7-2)
Brad Davison	0	5 (3-2)
Tyler Wahl	1 (1-0)	3 (2-1)
Jonathan Davis	2 (1-1)	2 (1-1)

LED UW IN ASSISTS

	2020-21	Career
D'Mitrik Trice	5 (5-0)	48 (32-16)
Brad Davison	2 (1-1)	22 (11-11)
Aleem Ford	0	3 (2-1)
Trevor Anderson	0	2 (1-1)
Tyler Wahl	1 (1-0)	2 (2-0)
Micah Potter	1 (1-0)	1 (1-0)
Nate Reuvers	0	1 (0-1)
Jonathan Davis	1 (1-0)	1 (1-0)

LED UW IN MINUTES

	2020-21	Career
D'Mitrik Trice	2 (1-1)	37 (22-15)
Brad Davison	1 (1-0)	30 (22-8)
Nate Reuvers	1 (1-0)	6 (2-4)
Aleem Ford	1 (1-0)	6 (4-2)
Micah Potter	1 (1-0)	1 (1-0)

Record in those contests in parentheses

CHARGES TAKEN

	2020-21	Career
Brad Davison	1	62
D'Mitrik Trice	0	40
Nate Reuvers	1	19
Trevor Anderson	0	4
Aleem Ford	0	4
Tyler Wahl	1	4
Walt McGrory	0	2

2020-21 LINEUP RECORD

Trice, Davison, Ford, Reuvers, Potter..... 5-1

ACTIVE WIN/LOSS STREAKS

Overall	Won 2
Vs. Unranked teams (AP)	Won 2
Vs. Ranked teams (AP)	Won 2
At Home	Won 13
At Home vs. Big Ten	Won 8
At Home vs. ranked Big Ten	Won 2
At Home vs. unranked Big Ten	Won 6
At Home vs. non-conference	Won 20
At Home vs. ranked opp.	Won 2
On Road	Lost 1
On Road vs. Big Ten	Won 3
On Road vs. ranked opp.	Won 1
On Road vs. unranked opp.	Lost 1
Neutral	Lost 5
Neutral vs. ranked opp.	Lost 7
Neutral vs. unranked opp.	Lost 3

BADGERS PUSH FOR CHANGE

Wisconsin student-athletes have an addition to their uniforms across all sports during the 2020-21 season — the school's iconic crest logo with the central "W" changed from its traditional white to black.



An initiative started by Wisconsin's student-athletes of color, the Black Crest is displayed in a show of solidarity between UW's student-athletes and the athletic department as well as minority students across campus. The Black Crest also symbolizes student-athletes' efforts to enhance the campus experience for all students of color by providing additional resources and creating a platform for their voices to be heard.



Among the initiatives in recent months:

- An on-campus rally for unity and equality organized by student-athletes in September. Senior forward **Aleem Ford**, pictured above, was a key leader of this event.
- Creation of an Equity & Diversity Council made up of alumni that is built to assist with UW Athletics' Diversity and Inclusion Strategic Plan
- Big Ten voter registration initiative featuring educational outreach for all Badgers teams is closing in on 100 percent registration rate across population of 800-plus student-athletes
- Partnering with 100 Black Men of Madison to raise funds for technical solutions to assure 3,000 limited-income families have academic success in the current virtual school setting

THE KEY'S IN THE 3s

Last season Wisconsin emerged as one of the best shooting teams in the Big Ten and the trend is continuing this season.

- The Badgers are shooting 39.7% from long range this season (4th in Big Ten), averaging 8.3 triples per game.
- Each of UW's 5 starters are averaging more than 1 made 3FG per game all 5 made at least 20 triples last season.
- A total of 10 different Badgers have made a 3-pointer this season and each of UW's top 8 scorers have hit multiple triples.
- Seniors **D'Mitrik Trice**, **Brad Davison** and **Aleem Ford** have all hit 100+ 3FGs. Trice ranks 8th in school history with 191 career triples and Davison ranks 12th with 169 (chart on page 7).
- Last season, UW ranked 2nd in the Big Ten shooting 36.1% 3FG during conference play.
- UW set a school record in 2019-20 averaging 8.7 3-pointers per game.

Wisconsin Record Book, 3FGs per game

3FGs/Gm	Season	Pct.
8.7	2019-20	269-764 .352
8.2	2010-11	278-744 .374
7.9	2011-12	285-775 .368
7.8	1993-94	225-609 .369
7.8	2013-14	297-790 .376

- During its 8-game win streak, Wisconsin shot 41.0% from 3FG range (10th in NCAA, tops among major conference teams).
UW went 86-for-210 from 3. Only 7 teams made more 3s than UW over that span.
- The Badgers were 13-0 last season when the they made 9 or more 3-pointers in a game.
- UW is already 2-0 this season when doing so.
- Individually, UW had 5 players with at least 25 triples last year, tied for most in the B1G. Michigan and Ohio State also had 5 with 25+.

B1G CHAMPIONSHIP PEDIGREE

- Wisconsin won the program's 19th Big Ten championship last season and first since 2015. Only Purdue (22), Indiana (22) and Ohio State (20) have won more B1G titles.
- The Badgers have won 5 Big Ten titles since 2000, matching Ohio State for the 2nd-most during that span. Only Michigan State (7) has more league titles since 2000.
- UW won 14 Big Ten games for the second-consecutive season, equaling the 3rd-highest single-season total in school history.

Most Big Ten Wins, Wisconsin History

	Wins	Season
1.	16	2007-08
	16	2014-15
3.	14	2018-19
	14	2019-20

- The Badgers finished last season on an 8-game win streak, UW's longest since winning 8 straight in the 2016-17 season.
- UW has won 12+ B1G games in 10 of last 11 seasons, the most of any Big Ten team.
- Including last season, Wisconsin has finished among the top four of the Big Ten standings in 18 of the last 19 seasons. No other Big Ten team can make that claim.
- Since 2001-02, UW has the most Big Ten wins and best win pct. at 230-103 (.692).

Big Ten Win Pct., Since 2001-02 (thru 2019-20)

Team	W-L	Pct.
1. Wisconsin	231-103	.692
2. Michigan State	230-104	.689
3. Maryland	73-39	.652
4. Ohio State	208-126	.623
5. Purdue	192-142	.575

- Over the last 15 seasons, UW is 139-26 (.842) in B1G home games (tops in the B1G).

2020-21 BIG TEN STANDINGS

Team	Conf.	Overall
Michigan (#25)	1-0	6-0
Rutgers (#19)	1-0	5-0
Illinois (#13)	1-0	5-2
Iowa (#3)	0-0	6-0
Michigan State (#4)	0-0	6-0
Ohio State (#20)	0-0	5-0
Wisconsin (#12)	0-0	5-1
Northwestern	0-0	3-1
Indiana (RV)	0-0	4-2
Purdue	0-0	4-2
Nebraska	0-0	3-3
Minnesota (RV)	0-1	6-1
Maryland (RV)	0-1	4-2
Penn State	0-1	3-2

RECORDS THRU DEC. 15, 2020

AP TOP 25 (WEEK 4 - 12/14/20)

Team	Record	Points
1 Gonzaga (54)	3-0	1541
2 Baylor (7)	4-0	1491
3 Iowa	6-0	1427
4 Michigan State	6-0	1307
5 Kansas	6-1	1289
6 Houston	4-0	1169
7 Villanova	5-1	1163
8 West Virginia	6-1	1113
9 Creighton	4-1	1037
10 Tennessee	2-0	941
11 Texas	5-1	873
12 Wisconsin	4-1	846
13 Illinois	4-2	742
14 Texas Tech	6-1	669
15 Florida State	3-0	619
16 Missouri	5-0	491
17 Virginia	3-1	456
18 San Diego State	5-0	455
19 Rutgers	4-0	396
20 Ohio State	5-0	392
21 Duke	2-2	345
22 North Carolina	4-2	328
23 Louisville	4-0	164
24 Clemson	5-0	156
25 Michigan	6-0	142

Others receiving votes: Richmond 140, Saint Louis 121, Virginia Tech 115, Xavier 55, Oklahoma St. 48, Oregon 31, Indiana 22, Florida 18, Arizona St 13, UCLA 9, UConn 7, Arizona 5, Syracuse 4, Georgia 4, Arkansas 4, SMU 1, Minnesota 1.

TAKING CARE OF THE BALL

- Wisconsin leads the NCAA, turning the ball over just 7.8 times per game in 2020-21.
- Last season, the Badgers finished 4th in the NCAA averaging 10.0 turnovers per game.
- Dating back to last season, Wisconsin has committed 11 or fewer turnovers in 24 consecutive games. The Badgers haven't had more than 11 turnovers in a game since finishing with 14 vs. Rider on Dec. 31, 2019.
- Individually, **D'Mitrk Trice** has dished out 21 assists to just 5 turnovers playing a team-high 170 minutes so far this season.
 - Last season, Trice tied for second in the B1G with a 2.5 ast-to-TO ratio (131 ast., 53 TOs).
- Along with **Brad Davison**, UW's starting backcourt has 30 assists with just 8 turnovers in 324 combined minutes on the year.
- Since 2001-02, Wisconsin has averaged 10.1 turnovers per game, the nation's lowest mark.
 - UW set the NCAA record (7.40 TOs per game in 2014-15) and holds 3 of the top 4 spots on the NCAA single-season record list for fewest TOs per game.

D-FENSE! D-FENSE! D-FENSE!

- Wisconsin allowed just 62.2 points per game last season, which led the Big Ten and ranked 13th best in the NCAA.
- The Badgers continue to stifle opponents yet again this season, ranked second in the Big Ten this year allowing just 59.8 points per game.
- UW ranks 7th in the nation in Ken Pomeroy's Adjusted Defensive Efficiency (18th last year), averaging 87.1 points per 100 possessions.
- UW has led the B1G in scoring def. 12 of the last 18 seasons, including 3 of 5 under Gard:

Wisconsin Scoring D (B1G and KenPom Adj.D)

Season	Opp. PPG	B1G Rank	KenPom
2020-21	59.8	2nd	7th
2019-20	62.2	1st	18th
2018-19	61.7	2nd	4th
2017-18	66.0	5th	66th
2016-17	62.4	1st	9th
2015-16	63.8	1st	13th

- Wisconsin is tied for 10th in the nation with 36 blocks on the season.
- **Nate Reuvers** ranks 3rd in the Big Ten and is T24th in the nation with 13 blocks in 6 games.
 - **Tyler Wahl** has 9 blocks; **Jonathan Davis** has 5.
- Opponents are shooting just 31.1% 3FG against the Badgers (ranks 7th in the Big Ten).
- UW is 2-0 this season when holding foes below 60 points (31-6 all-time under Gard).

THE EVOLUTION OF ALEEM FORD

- Wisconsin basketball prides itself on player development. Arguably nobody transformed and stepped up his game more than junior forward **Aleem Ford** did last season for UW.
- Ford entered last season with just 9 career double-digit scoring games, yet he's scored in double figures in 10 of UW's last 15 games dating back to last season.
 - He's scored in double figures 4 straight games.

- During the month of February last season (7 games), Ford averaged 10.9 points, 45.2% 3FG (14-31) and 6.6 rebounds per game.

SOMETHING FRESH

- Wisconsin brought in one of the nation's top-rated recruiting class in 2020 and the group is quickly proving itself deserving of lofty praise.
- In UW's season-opening win over EIU (11/25), freshmen **Ben Carlson**, **Steven Crowl** and **Jonathan Davis** combined for 23 points, the most by a UW freshman class in an opener since 2010 when Josh Gasser, Ben Brust and Dujie Dukan combined for 25 points.
- **Jonathan Davis** has scored 12 points in 2 of UW's last 3 games against Marquette and Loyola. He ranks 5th on the team averaging 8.2 ppg and 3rd with 4.8 rpg.
- For **Ben Carlson**, his 13-point debut marked the most for a freshman in the season opener since 2010 when Gasser scored 21 points.

CLASS OF 2021 RECRUITING CLASS

Greg Gard announced Nov. 11, 2020 that high school seniors **Chucky Hepburn**, **Chris Hodges** and **Matthew Mors** signed National Letters of Intent to play basketball for the Badgers in the fall of 2021.

- **Chucky Hepburn | G | Bellevue, Neb.**
ESPN four-star recruit ... 20th-ranked PG in the nation ... 2020 Nebraska Gatorade Player of the Year led Bellevue West to a 21-3 record and the Class A state championship ... 3x All-Metro First-Team honoree (2018, '19, '20) ... First-Team All-Class All-State in 2019, '20 ... averaged 17.7 pts, 6.1 ast, 4.6 reb, & 3.1 stl per game as a junior ... during his sophomore season, took home 2019 First Team Super-State honors, averaging 18.3 pts, 5.1 reb, 5.0 ast & 3.4 stl per game ... garnered Third-Team All-State in 2018 after leading Bellevue West to the state championship game as a freshman.
- **Chris Hodges | F | Schaumburg, Ill.**
ESPN four-star recruit ... as a junior, named Mid-Suburban League West Player of the Year after leading Schaumburg High School to a 25-7 record, the MSL Championship and advancing to the Regional Finals ... Second-Team Class 4A All-State honors with the Illinois Basketball Coaches Association ... MSL all-conference honoree and all-area selection ... 6-foot-9 power forward averaged 15.5 ppg (69.8% FG), 8.0 rpg & 2.0 bpg last season ... as a sophomore, earned All-Area honors posting 16.0 ppg, 5.2 rpg and 2.0 bpg helping Schaumburg to a regional championship.
- **Matthew Mors | F | Yankton, S.D.**
Consensus top-150 recruit ... enters his senior season as the rare 4x all-state selection and reigning back-to-back South Dakota Gatorade Player of the Year ... joined Yankton varsity team as a 7th grader and helped the Bucks to the 2016 state championship ... 2020 South Dakota Basketball Coaches Association Class AA Player of the Year ... enters senior season as South Dakota's Class AA all-time leading scorer (2,127 pts) and counting ... as a junior,

WISCONSIN BASKETBALL RECORD BOOK WATCH

SCHOOL RECORDS – CAREER

POINTS

30.	1,165	Leon Howard	1971-73
31.	1,156	Scott Roth	1982-85
32.	1,148	Ben Brust	2011-14
33.	1,147	James Johnson	1967-69
34.	1,117	Brad Davison	2018-present
35.	1,115	Brian Butch	2005-08
36.	1,114	Marcus Landry	2006-09
37.	1,084	Ken Siebel	1961-63
38.	1,077	Tim Locum	1988-91
39.	1,075	Josh Gasser	2011-15
40.	1,072	D'Mitrik Trice	2017-present
41.	1,066	Larry Petty	1978-81
	1,066	Mark Vershaw	1998-01
--	890	Nate Reuvers	2018-present

3-POINT FIELD GOALS

1.	270	Bronson Koenig	2014-17
2.	235	Ben Brust	2011-14
3.	227	Tim Locum	1988-91
4.	217	Kirk Penney	2000-03
5.	213	Michael Finley	1992-95
6.	212	Jason Bohannon	2007-10
7.	193	Trent Jackson	1986-89
8.	191	D'Mitrik Trice	2017-present
9.	187	Devin Harris	2002-04
10.	180	Jordan Taylor	2009-12
11.	175	Trévon Hughes	2007-10
12.	169	Brad Davison	2018-present
13.	167	Tracy Webster	1992-94
14.	166	Sean Mason	1995-99
15.	163	Kammron Taylor	2004-07
16.	162	Andy Kilbride	1992-95
17.	157	Josh Gasser	2011-15
18.	142	Sam Dekker	2013-15
19.	140	Brevin Pritzl	2016-20
20.	120	Jon Bryant	1999-00
--	115	Aleem Ford	2018-present

3-POINT FIELD GOAL ATTEMPTS

1.	695	Bronson Koenig	2014-17
2.	631	Michael Finley	1992-95
3.	606	Ben Brust	2011-14
4.	561	Kirk Penney	2000-03
5.	559	Jason Bohannon	2007-10
6.	499	Devin Harris	2002-04
499	D'Mitrik Trice	2017-present	
8.	487	Trévon Hughes	2007-10
9.	484	Jordan Taylor	2009-12
10.	481	Tim Locum	1988-91
--	472	Brad Davison	2018-present

ASSISTS

1.	501	Tracy Webster	1992-94
2.	464	Jordan Taylor	2009-12
3.	423	Ethan Happ	2016-19
4.	388	Mike Heineman	1984-87
5.	371	Michael Finley	1992-95
6.	344	Mike Kelley	1998-01
7.	335	Tom Molaski	1986-89
8.	328	D'Mitrik Trice	2016-present
9.	319	Nigel Hayes	2014-17
10.	311	Mark Vershaw	1998-01

BLOCKS

1.	157	Nate Reuvers	2018-present
2.	154	Ethan Happ	2016-19
3.	153	Frank Kaminsky	2012-15
4.	144	Jared Berggren	2009-13
5.	124	Rashard Griffith	1994-95

STEALS

10.	133	Hennssy Auriantal	1996-99
	133	Nigel Hayes	2014-17
12.	131	Claude Gregory	1978-81
13.	113	Wes Matthews	1978-80
14.	111	Ty Calderwood	1997-99
15.	110	Tom Molaski	1986-89
	110	Zak Showalter	2013-17
17.	105	Brad Davison	2018-present
18.	104	Alando Tucker	2003-07
19.	102	Rick Olson	1983-86
	102	Jordan Taylor	2009-12

FREE THROW PCT. (MIN. 175 FTAS)

1.	.870	Rick Olson (260-299)	1983-86
2.	.856	Tim Locum (166-194)	1988-91
3.	.848	Jason Bohannon (228-269)	2007-10
4.	.837	Josh Gasser (292-349)	2011-15
5.	.828	Brad Davison (256-309)	2018-present
6.	.817	Wes Matthews (273-334)	1978-80
7.	.814	Bronson Koenig (193-237)	2014-17
8.	.804	Mike Carlin (172-214)	1966-68
9.	.801	Dick Miller (246-307)	1954-56
10.	.795	Kammron Taylor (310-390)	2004-07

ASSIST-TO-TURNOVER RATIO (min. 100 assists)

1.	3.01 (464-154)	Jordan Taylor	2009-12
2.	2.57 (344-134)	Mike Kelley	1998-01
3.	2.25 (284-126)	Josh Gasser	2011-15
4.	2.14 (328-153)	D'Mitrik Trice	2017-present
5.	2.08 (250-120)	Travon Davis	1999-02
6.	2.03 (388-191)	Mike Heineman	1984-87
7.	1.92 (296-154)	Bronson Koenig	2014-17
8.	1.90 (501-263)	Tracy Webster	1992-94
9.	1.86 (335-180)	Tom Molaski	1986-89
10.	1.79 (138-77)	Boo Wade	2003-04

GAMES STARTED

1.	144	Josh Gasser	2011-15
2.	139	Ethan Happ	2016-19
3.	126	Alando Tucker	2003-07
4.	116	Mike Kelley	1998-01
5.	112	Rick Olson	1983-86
	112	Michael Finley	1992-95
	112	Nigel Hayes	2014-17
8.	109	Andy Kowske	1998-01
	109	Danny Jones	1987-90
10.	108	Joe Chernelich	1977-80
11.	100	Trévon Hughes	2007-10
--	99	Brad Davison	2017-present

MINUTES PLAYED

10.	3,759	Jason Bohannon	2007-10
11.	3,712	Mike Kelley	1998-01
12.	3,623	Danny Jones	1987-90
13.	3,466	Mark Vershaw	1998-01
14.	3,438	Trevon Hughes	2007-10
15.	3,416	Kirk Penney	2000-03
16.	3,410	Claude Gregory	1978-81
17.	3,392	Larry Petty	1978-81
18.	3,356	Devin Harris	2002-04
19.	3,204	Brad Davison	2017-present
20.	3,118	Andy Kowske	1998-01

COACHING WINS, OVERALL

1.	364-130 (.737)	Bo Ryan (2002-15)
2.	265-267 (.498)	Harold Foster (1935-59)
3.	246-99 (.712)	Walter Meanwell (1912-17, '21-34)
4.	128-165 (.437)	Steve Yoder (1983-92)
5.	106-58 (.646)	Greg Gard (2016-present)
6.	100-114 (.467)	John Erickson (1960-68)
7.	94-68 (.580)	Dick Bennett (1996-00)
8.	88-108 (.449)	John Powless (1969-76)
9.	63-101 (.384)	Bill Cofield (1977-82)
10.	43-15 (.741)	Emmett Angell (1905-08)

COACHING WINS, BIG TEN

1.	172-68 (.717)	Bo Ryan (2002-15)
2.	158-80 (.660)	Walter Meanwell (1912-17, '21-34)
3.	143-182 (.440)	Harold Foster (1935-59)
4.	59-35 (.628)	Greg Gard (2016-present)
5.	52-74 (.413)	John Erickson (1960-68)

SCHOOL RECORDS – SINGLE GAME

3-POINT FIELD GOALS

1.	8	Bronson Koenig vs. Va. Tech	3/16/17
8	Brad Davison at Nebraska	2/15/20	
3.	7	Trent Jackson at Ohio State	1/17/87
	7	Tim Locum vs. Butler	12/5/87
	7	Tim Locum vs. Rollins	12/15/89
	7	Larry Hisle vs. UT-Arlington	12/22/90
	7	Michael Finley at Michigan	1/29/94
	7	Tracy Webster vs. Missouri	3/19/94
	7	Michael Finley at E. Michigan	12/10/94
	7	Jon Bryant vs. Fresno State	3/16/00
	7	Keaton Nankivil at Purdue	1/28/10
	7	Jason Bohannon vs. Indiana	2/13/10
	7	Jordan Taylor at Indiana	3/3/11
	7	Ben Brust vs. BYU	11/26/11
	7	Ben Brust vs. UNLV	12/10/11
	7	Rob Wilson vs. Indiana	3/10/12
7	D'Mitrik Trice vs. Oklahoma	11/22/18	

BLOCKS

1.	9	Brad Sellers vs. Toledo	11/29/82
9	Nate Reuvers vs. Stanford	11/21/18	
3.	8	Kim Hughes vs. Rollins	12/1/73
4.	7	Brad Sellers vs. Minnesota	1/21/82
	7	Brad Sellers vs. Ball State	12/8/82
	7	Jared Berggren vs. Montana	3/15/12
	7	Jared Berggren vs. Iowa	2/6/13
	7	Frank Kaminsky vs. Green Bay	11/19/14

QUICK FACTS

University of Wisconsin
Madison, WI 53711



Founded	1848
Enrollment	42,041
Nickname	Badgers
School Colors	Cardinal and White
Affiliation	NCAA Division I
Conference	Big Ten
Chancellor	Rebecca Blank
Director of Athletics	Barry Alvarez
Website	UWBadgers.com
Twitter	@BadgerMBB
Instagram	badgermbb
Facebook	/WisconsinMensBasketball

HEAD COACH - GREG GARD

Seasons	6th at Wisconsin / 6th overall
Overall Record	106-58 (.646)
Record at Wisconsin	106-58 (.646)
Big Ten Record	59-35 (.628)
NCAA Tourn. Record	4-3 (.571) / 3 Appearances

KOHL CENTER

Opened	Jan. 17, 1998
Capacity	17,287
Student Section	AreaRED
Record at Kohl Center	317-52 (.859)
Gard record at Kohl Center	66-15 (.815)

ALL-TIME RECORD

121st season of Wisconsin Basketball
Years: 1898 to present
Overall Record: 1,641-1,220 (.574)
NCAA Tournament Record: 38-23 (.633)
Big Ten Tournament Record: 25-19 (.568)

BIG TEN CHAMPIONSHIPS (19)

Titles: 1907, 1908, 1912, 1913, 1914, 1916
1918, 1921, 1923, 1924, 1929, 1935, 1941
1947, 2002, 2003, 2008, 2015, 2020

BIG TEN TOURNAMENT TITLES (3)

Titles: 2004, 2008, 2015

NCAA TOURNAMENT HISTORY

Appearances (24): 1941, 1947, 1994, 1997, 1999
2000, 2001, 2002, 2003, 2004, 2005, 2006, 2007
2008, 2009, 2010, 2011, 2012, 2013, 2014, 2015
2016, 2017, 2019
National Championship: 1941
Final Four (4): 1941, 2000, 2014, 2015
Elite Eight (6): 1941, 1947, 2000, 2005, 2014, 2015
Sweet 16 (11): 1941, 2000, 2003, 2005, 2008
2011, 2012, 2014, 2015, 2016, 2017

WISCONSIN BASKETBALL ROSTER 2020-21




0 D'MITRIK TRICE
G, Gr.-Sr., 6-0, 184
Huber Heights, Ohio



1 JONATHAN DAVIS
G, Fr., 6-5, 196
La Crosse, Wis.




2 ALEEM FORD
F, Gr.-Sr., 6-8, 217
Lawrenceville, Ga.




3 WALT MCGRORY
G, Sr., 6-3, 205
Minneapolis, Minn.



4 CARTER HIGGINBOTTOM
G, R.-So., 6-0, 188
Chicago, Ill.



5 TYLER WAHL
F, So., 6-9, 220
Lakeville, Minn.



11 MICAH POTTER
F, G.-Sr., 6-10, 248
Mentor, Ohio



12 TREVOR ANDERSON
G, Gr.-Sr., 6-3, 195
Stevens Point, Wis.



13 JUSTIN TAPHORN
G, Fr., 6-5, 198
Pekin, Ill.



14 CARTER GILMORE
F, Fr., 6-7, 215
Hartland, Wis.



20 BEN CARLSON
F, Fr., 6-9, 218
Woodbury, Minn.



22 STEVEN CROWL
F, Fr., 7-0, 217
Eagan, Minn.



24 JORDAN DAVIS
G, Fr., 6-4, 202
La Crosse, Wis.



32 JOE HEDSTROM
C, R.-Fr., 7-0, 240
Hopkins, Minn.



34 BRAD DAVISON
G, Jr., 6-4, 2-6
Maple Grove, Minn.



35 NATE REUVERS
F, Jr., 6-11, 235
Lakeville, Minn.



GREG GARD
Head Coach
6th season at UW



JOE KRABBHOF
Assistant Coach
5th season at UW



DEAN OLIVER
Assistant Coach
4th season at UW



ALANDO TUCKER
Interim Assistant Coach
2nd season at UW

WISCONSIN BADGERS	POS	HT	WT	YR/ELIG	HOMETOWN (HS/LAST SCHOOL)
0 D'Mitrik Trice***	G	6-0	184	Gr./R.-Sr.	Huber Heights, Ohio (Wayne/IMG Academy)
1 Jonathan Davis	G	6-5	196	Fr./Fr.	La Crosse, Wis. (Central)
2 Aleem Ford***	F	6-8	217	Gr./R.-Sr.	Lawrenceville, Ga. (Archer/IMG Academy)
3 Walt McGrory***	G	6-3	205	Sr./Sr.	Minneapolis, Minn. (Edina)
4 Carter Higginbottom*	G	6-0	188	Jr./R.-So.	Chicago, Ill. (St. Ignatius)
5 Tyler Wahl*	F	6-9	220	So./So.	Lakeville, Minn. (North)
11 Micah Potter*	F	6-10	248	Gr./R.-Sr.	Mentor, Ohio (Monteverde Acad./Ohio State)
12 Trevor Anderson**	G	6-3	195	Gr./R.-Sr.	Stevens Point, Wis. (HS/Green Bay)
13 Justin Taphorn	G	6-5	198	Fr./Fr.	Pekin, Ill. (Pekin)
14 Carter Gilmore	F	6-7	215	Fr./Fr.	Hartland, Wis. (Arrowhead)
20 Ben Carlson	F	6-9	218	Fr./Fr.	Woodbury, Minn. (East Ridge)
22 Steven Crowl	F	7-0	217	Fr./Fr.	Eagan, Minn. (Eastview)
24 Jordan Davis	G	6-4	202	Fr./Fr.	La Crosse, Wis. (Central)
32 Joe Hedstrom*	C	7-0	247	Jr./R.-So.	Hopkins, Minn. (HS)
34 Brad Davison***	G	6-4	202	Sr./Sr.	Maple Grove, Minn. (HS)
35 Nate Reuvers***	F	6-11	235	Sr./Sr.	Lakeville, Minn. (North)

* letters earned at UW | Gr. - Graduate school student

Head Coach: Greg Gard (6th)
Assistant Coaches: Joe Krabbenhoft (5th),
Dean Oliver (4th), Alando Tucker (interim, 2nd)
Dir. of Basketball Operations: Marc VandeWettering

Head Athletic Trainer: Henry Perez-Guerra
Video Director: A.J. Van Handel
Asst. Dir. of Basketball Operations: Kyle Blackburn

WISCONSIN PRONUNCIATION GUIDE)

Brad Davison	DAVE-eh-son	Walt McGrory	muh-GRORE-ee
Aleem Ford	uh-LEEM	Nate Reuvers	REE-vers
Carter Gilmore	GILL-more	D'Mitrik Trice	Duh-MEE-trick
Joe Hedstrom	HEAD-strum	Tyler Wahl	WALL



THE GARD FILE

■ Career Record (6th Season): 106-58 (.646)

- Record at Wisconsin (6th Season): 106-58 (.646)
- Big Ten Record (6th Season): 59-35 (.628)
- NCAA Tournament Appearances/Record: 3 / 4-3 (.572)
- Hometown: Cobb, Wis.
- Alma Mater: UW-Platteville, 1995 (Physical & Health Ed)
Master's Degree: UW-Platteville, 2007 (Counselor Ed)
- Family: Wife Michelle
Daughters, Mackenzie and Peyton; Son, Isaac

COACHING EXPERIENCE

Position	School	Years
Assistant Coach	Southwestern (Wis.) HS	1990-93
Assistant Coach	Platteville (Wis.) HS	1993-94
Assistant Coach	UW-Platteville	1993-99
Assistant Coach	UW-Milwaukee	1999-01
Assoc. Head Coach	Wisconsin	2001-15
Head Coach	Wisconsin	2015-Present

CAREER HIGHLIGHTS

Date	Highlight
Dec. 15, 2015	Assumes role of interim head coach upon the retirement of Bo Ryan
Dec. 23, 2015	First career win, 84-79, vs. Green Bay
Jan. 2, 2016	First Big Ten win, 79-57, vs. Rutgers
Jan. 17, 2016	First ranked win, 77-76, vs. #4 MSU
Jan. 26, 2016	UW claims 82-79 overtime win over eventual Big Ten champion #19 Indiana
Feb. 13, 2016	First road win over ranked team, 70-57, at #2 Maryland
March 7, 2016	Officially named Wisconsin head coach
March 18, 2016	First NCAA tournament win, 47-43, against 10th-seeded Pittsburgh
April 4, 2016	Jim Phelan National Coach of the Year
March 18, 2017	Leads UW to its fourth-ever win over No. 1 team in the nation with a 65-62 victory over top-seeded Villanova in NCAA tournament second round
Feb. 15, 2018	Badgers tally sixth top-10 win in three seasons under Gard (#6 Purdue, 57-53)
Jan. 19, 2019	UW earns fourth win over top-5 team under Gard (#2 Michigan, 64-54)
Jan. 3, 2020	UW wins at #5 Ohio State, 61-47

A coaching veteran of 30 years, Greg Gard will enter his sixth season atop the Wisconsin men's basketball program in 2020-21 after proving himself as one of the best head coaches in the Big Ten. Gard earned 2020 Big Ten Coach of the Year honors after leading the Badgers to the regular season conference championship last season.

Wisconsin's incredible postseason success hasn't wavered on Gard's watch either, participating in the NCAA tournament in three of his first four seasons and earning the Big Ten's automatic qualifier status in the canceled 2020 Big Dance. Gard's postseason ledger includes a pair of Sweet 16 appearances in each of his first two seasons at the helm.

In just five seasons as head coach, Gard has posted a record of 101-57, becoming the second-fastest (157 games) Wisconsin coach to 100 overall wins in the NCAA tournament era. He has also guided the Badgers to a conference record of 59-35, and his .628 conference win percentage ranks sixth among Big Ten coaches of the last 40 years.

After initially taking over on an interim basis midway through the 2015-16 season, Gard would go on to win the Jim Phelan National Coach of the Year Award that season and was officially named head coach of the Badgers on March 7, 2016. Through five seasons, Gard has already risen to fifth on the school's all-time wins list and owns the third-best win percentage at UW.

Gard's most recent season leading the Badgers might have been his best. After opening the season 5-5 overall and then 5-5 in the Big Ten, Wisconsin won nine of its last 10 games, including its final eight games of the season to win a share of the 2020 conference title and claim the No. 1 seed for the later canceled Big Ten tournament. During that run, UW knocked off No. 14 Michigan State, won at No. 19 Michigan and closed the season with a win at Indiana to clinch the title.

In his inaugural season as head coach, Gard led the Badgers to the 2016 NCAA Tournament Sweet 16, becoming just the second-ever first-year coach to win the Jim Phelan National Coach of the Year award. He followed that up by leading UW to the fifth-highest single-season win total in school history (27-10) and making a second-consecutive visit to the Sweet 16.

Gard is just the third coach in the last 20 years to pilot his team to the Sweet 16 in each of his first two seasons, joining UCLA's Steve Lavin (1996-97) and Gonzaga's Mark Few (2000-01).

Gard's Badgers would follow that up with another

12-6 conference campaign in 2017, finishing second in both the regular season and the Big Ten tournament. Wisconsin would cap off its 27-win season with a signature win in the NCAA tournament, knocking off the nation's No. 1 team Villanova, 65-62, to advance to the Sweet 16.

In 2018-19, Gard piloted the Badgers back to the Big Dance, posting a 23-11 overall record. Wisconsin also boasted a mark of 14-6 in Big Ten play, winning 14 conference games for just the 3rd time in school history, joining 16-win seasons in 2008 and 2015.

In 19 total seasons on the Badgers' bench, Gard has seen the Badgers finish lower than fourth in the Big Ten standings just once while amassing a combined mark of 231-103 (.692) in league play.

During his tenure as head coach, Gard has helped a pair of players reach first-team All-Big Ten status: Nigel Hayes earned the nod in 2016 and third-team All-American Ethan Happ received the distinction in both 2017, 2018 and 2019.

Long considered one of the top assistant coaches in the game, Gard served as an assistant at Wisconsin for 14-plus seasons, including the final seven as the associate head coach. During that time, Gard served as the Badgers' recruiting coordinator in addition to on-floor coaching duties, opponent scouting and game preparation, and the constructing of future game schedules. He was also the director of the Badger Boys Basketball Summer Camps.

Gard helped guide the Badgers to back-to-back Final Fours in 2014 and 2015, and in 2015 UW reached its first national championship game since 1941. UW shattered the school's single-season wins record (36) in 2015, becoming one of just 10 teams with at least 36 wins in DI history. In 2014, UW finished 30-8 and won at least 30 games for just the third time in school history.

In fact, Gard has been on the bench for each of the top 13 winningest seasons at Wisconsin.

Prior to coming to Wisconsin in 2001, Gard spent the previous two seasons as Ryan's assistant at UW-Milwaukee. Previously, Gard served as an assistant coach to Ryan at UW-Platteville from 1993-99. During Gard's years on the Pioneer staff, UW-Platteville compiled a 161-13 (.925) record and won three NCAA Division III titles, five straight Wisconsin Intercollegiate Athletic Conference (WIAC) championships and appeared in six consecutive NCAA tournaments.

GARD YEAR-BY-YEAR

Year	School	Record	Pct.	Conf.	Record	Place	Postseason
2015-16	Wisconsin	15-8	.652	Big Ten	12-6	T-3rd	NCAA Sweet 16
2016-17	Wisconsin	27-10	.730	Big Ten	12-6	T-2nd	NCAA Sweet 16
2017-18	Wisconsin	15-18	.455	Big Ten	7-11	9th	--
2018-19	Wisconsin	23-11	.676	Big Ten	14-6	4th	NCAA First Round
2019-20	Wisconsin	21-10	.677	Big Ten	14-6	T-1st	--
2020-21	Wisconsin	5-1	.833	Big Ten	0-0	--	--
Totals (6 seasons)		106-58	(.646)		59-35	(.628)	3 NCAA appearances

GARD vs. DIVISION I TEAMS

Team	Home	Away	Neut.	Total
Arkansas-Pine Bluff	1-0	0-0	0-0	1-0
Baylor	0-0	0-0	0-1	0-1
Central Arkansas	1-0	0-0	0-0	1-0
Chicago State	2-0	0-0	0-0	2-0
Coppin State	1-0	0-0	0-0	1-0
Creighton	0-0	0-1	0-0	0-1
Eastern Illinois	2-0	0-0	0-0	2-0
Florida	0-0	0-0	0-1	0-1
Florida A&M	1-0	0-0	0-0	1-0
Georgetown	0-0	0-0	1-0	1-0
Grambling State	1-0	0-0	0-0	1-0
Green Bay	5-0	0-0	0-0	5-0
Houston Baptist	1-0	0-0	0-0	1-0
Idaho State	1-0	0-0	0-0	1-0
Illinois	3-1	4-0	0-0	7-1
Indiana	4-0	2-2	1-0	7-2
Iowa	1-1	2-2	0-0	3-3
Loyola	1-0	0-0	0-0	1-0
Marquette	1-1	1-2	0-0	2-3
Maryland	3-1	1-2	1-0	5-3
UMass Lowell	1-0	0-0	0-0	1-0
McNeese State	1-0	0-0	0-0	1-0
Michigan	3-1	1-2	0-1	4-4
Michigan State	2-2	0-4	0-2	2-8
Milwaukee	2-0	0-0	0-0	2-0
Minnesota	3-1	3-1	0-0	6-2
Nebraska	2-1	3-1	1-1	6-3
New Mexico	0-0	0-0	0-1	0-1
North Carolina	0-0	0-0	0-1	0-1

Team	Home	Away	Neut.	Total
North Carolina State	1-0	0-1	0-0	1-1
Northwestern	2-2	2-1	1-0	5-3
Notre Dame	0-0	0-0	0-1	0-1
Ohio State	3-1	2-1	0-0	5-2
Oklahoma	1-0	0-0	1-0	2-0
Oregon	0-0	0-0	0-1	0-1
Penn State	2-0	4-0	0-0	6-0
Pittsburgh	0-0	0-0	1-0	1-0
Prairie View A&M	1-0	0-0	0-0	1-0
Purdue	2-2	0-4	0-0	2-6
Rhode Island	1-0	0-0	0-0	1-0
Rider	1-0	0-0	0-0	1-0
Richmond	0-0	0-0	0-1	0-1
Rutgers	4-0	0-2	1-0	5-2
Saint Mary's	0-0	0-0	0-1	0-1
Savannah State	1-0	0-0	0-0	1-0
South Carolina State	1-0	0-0	0-0	1-0
Stanford	0-0	0-0	1-0	1-0
Syracuse	1-0	0-0	0-0	1-0
Temple	0-0	0-1	0-0	0-1
Tennessee	0-0	1-0	1-0	2-0
UCLA	0-0	0-0	0-1	0-1
Villanova	0-0	0-0	1-0	1-0
Virginia	0-0	0-1	0-1	0-2
Virginia Tech	0-0	0-0	1-0	1-0
Western Kentucky	1-0	0-1	0-0	1-1
Xavier	0-1	1-0	1-0	2-1
Yale	1-0	0-0	0-0	1-0
Total	66-15	27-29	13-14	106-58

HOME SWEET HOME

The Badgers are VERY good at the Kohl Center



WISCONSIN AT HOME SINCE 2001-02

279-39 (.877)	Overall Home Record
139-26 (.842)	vs. Big Ten teams
140-13 (.915)	vs. non-conference teams
103-12 (.896)	vs. unranked Big Ten teams
44-18 (.710)	vs. teams ranked in the AP top 25
33-5 (.868)	vs. in-state teams
Undefeated	vs. IND (14-0), PSU (14-0)
One-loss	vs. NEB (4-1), MARY (3-1)
Two-loss	vs. MINN (13-2), MICH (13-2), IOWA (12-2)

NCAA'S TOUGHEST VENUES

Since the Kohl Center opened in 1998, Wisconsin has been nearly unbeatable on its home floor. In fact, among active venues, the Kohl Center is among the toughest for road teams to come in and steal a win.

Team	Record	Pct.
1. Gonzaga (McCarthy Center)	216-15	.935
2. Kentucky (Rupp Arena)	610-72	.894
3. Oregon (Matthew Knight Arena)	156-20	.886
4. Kansas (Allen Fieldhouse)	802-114	.876
Michigan State (Breslin Center)	424-62	.872
6. Belmont (Curb Events Center)	197-29	.872
7. Louisville (KFC Yum! Center)	166-26	.865
8. UCLA (Pauley Pavilion)	763-126	.858
9. Wisconsin (Kohl Center)	315-52	.858
10. Xavier (Cintas Center)	273-46	.856

(games through Dec. 1, 2020)

STREAKING

Of the 9 longest home streaks in school history, 5 have come in the last 18 seasons, including a record 38-game home win streak from 2002 to 2005.

No.	Began	Ended
38	12/7/2002 (UNLV)	1/25/2005 (ILL)
33	3/8/1911 (NW)	1/23/1915 (Chic.)
28	2/8/2006 (IND)	12/8/2007 (Marq.)
24	1/14/1929 (IND)	2/14/1931 (MIN)
23	2/13/2010 (IND)	12/3/2011 (Marq.)
19	1/17/2016 (MSU)	2/12/2017 (NW)
18	2/27/1909 (PUR)	3/1/1911 (MIN)
18	2/19/1915 (PUR)	1/26/1917 (Chic.)
18	2/5/2009 (ILL)	2/9/2010 (ILL)

- Since the 2001-02 season when **Greg Gard** first joined staff, Wisconsin has compiled a 279-39 (.877) record at the Kohl Center.
- Over the last 15 seasons, UW is 139-26 (.842) in Big Ten home games, the best mark in the conference.
- Over the last 15 seasons, 208 of the Badgers' 279 home wins have come by at least 10 points (74.6 percent).
- Wisconsin has trailed at halftime in only 66 of 318 home games since 2001-02. UW has come back to win 40 of those 66 games (60.6 percent).
- In 2019-20, the Badgers led the Big Ten and ranked 6th nationally in attendance, selling out nearly every game (16,912 per game). UW has led the Big Ten in attendance 14 of the last 18 seasons and finished among the nation's top 7 in each of the last 20 years.

BIG KOHL CENTER WINS

Most memorable home wins since opening in 1998:

Jan. 17, 1998 - UW 56, Northwestern 33
First-ever game in the Kohl Center

Dec. 1, 2001 - UW 70, UW-Green Bay 57
Bo Ryan's first victory at the Kohl Center

Dec. 22, 2001 - UW 86, #14 MU 63
Kirk Penney scores 33 points in UW's first win over a ranked team under Bo Ryan

Jan. 5, 2002 - UW 72, #7 Illinois 66
Ryan's first win over a top-10 team at UW

Feb. 27, 2002 - UW 74, Michigan 54
UW clinches share of first Big Ten title since '47

Dec. 7, 2002 - UW 91, UNLV 74
UW begins school-record 38-game home win streak - Alando Tucker 24 points, 18 rebounds

March 5, 2003 - UW 60, #14 Illinois 59
Devin Harris makes 1-of-2 FTs with 0.4 seconds left to clinch outright Big Ten title

Dec. 23, 2004 - UW 85, UNC Green. 53
UW wins school-record 34th-straight home game

Jan. 16, 2005 - UW 62, #15 Mich. St. 59
Wisconsin overcomes 8-point deficit with 1:58 remaining to win its 38th-straight home game

Feb. 9, 2005 - UW 72, Iowa 69
UW overcomes a 13-point deficit with 12:27 remaining in the game

March 1, 2005 - UW 62, Indiana 60
Alando Tucker scores putback as time expires

Feb. 15, 2006 - UW 78, #12 Ohio St. 73
UW overcomes a nine-point halftime deficit to beat No. 12 Ohio State

Dec. 16, 2006 - UW 89, #2 Pitt 75
Alando Tucker and Brian Butch combine for 59 pts

Jan. 9, 2007 - UW 72, #5 Ohio St. 69
Badgers win the first matchup in school history of top-five teams

March 3, 2007 - UW 52, Michigan St. 50
Kammron Taylor wins it on 3fG with 3.9 seconds left

Dec. 2, 2009 - UW 73, #6 Duke 69
Trevon Hughes scores 26 as UW's win clinches Big Ten's first Big Ten/ACC title

Jan. 9, 2010 - UW 73, #4 Purdue 66
Jordan Taylor (23) and Jason Bohannon (20) help end Purdue's undefeated season

Feb. 2, 2010 - UW 67, #5 Michigan State 49
Badgers end MSU's 9-0 Big Ten start

Feb. 12, 2011 - UW 71, #1 Ohio State 67
Stopped OSU's 24-0 start and UW's first win over AP No. 1 since 1962

Feb. 9, 2013 - UW 65, #2 Michigan 62 (OT)
Ben Brust's half-court buzzer-beater sends game to overtime where UW wins

Nov. 19, 2013 - UW 103, North Dakota 85
UW's first 100-point game since '95, Frank Kaminsky scores UW record 43 points

Feb. 9, 2014 - UW 60, #8 Michigan State 58
Treavon Jackson hits game-winning jumper with 2.1 seconds left in Bo Ryan's 150th Big Ten win

March 1, 2015 - #6 UW 68, Michigan State 61
UW claims 18th Big Ten championship and the 4th under Bo Ryan as Frank Kaminsky scores 31

Dec. 23, 2015 - UW 84, Green Bay 79
Greg Gard's first win as interim head coach

Jan. 17, 2016 - UW 77, #4 Michigan State 76
Gard's first ranked win, Koenig/Hayes total 52 pts

Feb. 15, 2018 - UW 57, #6 Purdue 53
Ethan Happ tallies 21 pts and 12 reb as Badgers raise Frank Kaminsky's No. 44 into rafters

Jan. 19, 2019 - UW 64, #2 Michigan 54
UW knocks off 17-0 Michigan behind 26 points, 10 rebounds and 7 assists from Ethan Happ

Feb. 1, 2020 - UW 64, #14 Michigan State 63
UW wins first game over MSU since 2016

0 | D'MITRIK TRICE

R-Senior | Guard | 6-0 | 184
Huber Heights, Ohio | IMG Academy (Fla.)



Twitter: @DMitrikTrice22 | Instagram: dmitrik_trice0

INDIVIDUAL BENCHMARKS		
	SEASON	CAREER
GP/GS	6/6	118/83
10+ POINTS:	4	46
20+ POINTS:	3	7
30+ POINTS:	1	1
3+ 3-PTERS MADE:	2	27
3+ ASSISTS:	4	61
LED UW IN PTS:	2	13
LED UW IN AST:	5	48

GET TO KNOW D'MITRIK

Trice has had a big impact at Wisconsin since stepping onto campus in 2016. Having played in over 115 games, including over 80 career starts, Trice is the most experienced Badger on the roster. A Third-Team All-Big Ten honoree last season, Trice rounded out his game and set new career highs in points, rebounds, assists, blocks and steals while starting all 31 games at point guard.

CAREER

- Currently ranks 4th in school history with a career 2.14 assist-to-turnover ratio (328 assists, 153 TOs).
- Trice ranked second in the Big Ten last season with a 2.5 assist-to-turnover ratio.
- Ranks 9th in school history with 191 career 3FGs.
- Scored his 1,000th career point in UW's Big Ten title-clinching win at Indiana (3/7/20). Became the first player in school history to amass 1,000 pts, 300 reb & 300 ast by his junior season.
- Became just the fifth true freshman to start a game at Wisconsin since 2000, joining Devin Harris, Alando Tucker, Josh Gasser & Sam Dekker.

HONOR

- 2021 Bob Cousy Point Guard of the Year candidate
- 2020 Third-Team All-Big Ten
- 2019 All-Big Ten Honorable Mention
- Big Ten Player of the Week (Dec. 23, 2019)
- 3x Academic All-Big Ten (2018, '19, '20)

TOP SEASON PERFORMANCES

- **LOYOLA (12/15/20):** Led UW with 17 points, while also tallying 2 assists and 0 turnovers in 32 minutes.
- **@ MARQUETTE (12/4/20):** Team-high 17 points (6-14 FG, 3-5 3FG), plus 6 rebounds and 2 assists.
- **ARK.-PINE BLUFF (11/27/20):** 15 points (6-9 FG, 3-6 3FG), plus 3 assists, 0 turnovers and 3 rebounds.

SEASON HIGHS			CAREER HIGHS		
POINTS:	17 (2x) MR vs. Loyola (12/15/20)		POINTS:	31 vs. Milwaukee (12/21/19)	
FIELD GOALS:	6 (3x) MR vs. Loyola (12/15/20)		FIELD GOALS:	11 vs. Milwaukee (12/21/19)	
FG ATTEMPTS:	15 vs. Loyola (12/15/20)		FG ATTEMPTS:	20 vs. Stanford (11/21/18)	
3-POINT FGS:	3 (2x) MR at Marquette (12/4/20)		3-POINT FGS:	7 vs. Oklahoma (11/22/18)	
3-POINT FGAS:	6 vs. Ark.-Pine Bluff (11/27/20)		3-POINT FGAS:	10 vs. Oregon (3/22/19)	
FREE THROWS:	6 vs. Eastern Illinois (11/25/20)		FREE THROWS:	6 (4x) MR E. Illinois (11/25/20)	
FT ATTEMPTS:	8 vs. Eastern Illinois (11/25/20)		FT ATTEMPTS:	9 (2x) MR vs. Mich. State (2/1/20)	
REBOUNDS:	6 at Marquette (12/4/20)		REBOUNDS:	10 vs. Nebraska (1/21/20)	
ASSISTS:	5 (2x) MR vs. Green Bay (12/1/20)		ASSISTS:	9 vs. Rutgers (2/23/20)	
BLOCKS:	--		BLOCKS:	1 (9x) MR at Indiana (3/7/20)	
STEALS:	3 vs. Eastern Illinois (11/25/20)		STEALS:	3 (8x) MR vs. E. Illinois (11/25/20)	
MINUTES:	36 vs. Rhode Island (12/9/20)		MINUTES:	41 at Marquette (12/8/18)	

GAME-BY-GAME STATISTICS

Opponent	Date	gs	min	Total		3-Pointers		Free throws		Rebounds				pf	a	t/o	blk	stl	pts	avg	
				fg-fga	pct	3fg-fga	pct	ft-fa	pct	off	def	tot	avg								
EASTERN ILLINOIS	11/25/20	*	29	2-6	.333	1-4	.250	6-8	.750	0	2	2	2.0	1	5	0	0	3	11	11.0	
ARK.-PINE BLUFF	11/27/20	*	19	6-9	.667	3-6	.500	0-0	.000	0	3	3	2.5	0	3	0	0	0	15	13.0	
GREEN BAY	12/01/20	*	23	2-6	.333	0-1	.000	0-0	.000	0	4	4	3.0	0	5	0	0	0	4	10.0	
at Marquette	12/04/20	*	32	6-14	.429	3-5	.600	2-2	1.000	0	6	6	3.8	1	2	3	0	1	17	11.8	
RHODE ISLAND	12/09/20	*	35	2-8	.250	1-4	.250	3-6	.500	0	4	4	3.8	3	4	2	0	1	8	11.0	
LOYOLA CHICAGO	12/15/20	*	32	6-15	.400	1-4	.250	4-5	.800	0	1	1	3.3	1	2	0	0	2	17	12.0	
Totals			6	170	24-58	.414	9-24	.375	15-21	.714	0	20	20	3.3	6	21	5	0	7	72	12.0

Games played: 6
Minutes/game: 28.3
Points/game: 12.0
FG Pct: 41.4
3FG Pct: 37.5
FT Pct: 71.4

Rebounds/game: 3.3
Assists/game: 3.5
Turnovers/game: 0.8
Assist/turnover ratio: 4.2
Steals/game: 1.2

CAREER STATISTICS																						
Season	gp-gs		Total		3-Point		F-Throws		Rebounds				pf	fo	ast	to	blk	stl	Scoring			
	gp-gs	min/avg	fg-fga	pct	fg-fga	pct	ft-fa	pct	off	def	tot	avg							pts	avg		
2016-17	37-2	677/18.3	70-184	.380	38-91	.418	30-38	.789	7	62	69	1.9	51	0	63	37	3	20	208	5.6		
2017-18	10-10	315/31.5	35-92	.380	12-40	.300	12-17	.706	2	18	20	2.0	13	0	23	13	1	6	94	9.4		
2018-19	34-34	1107/32.6	133-346	.384	76-195	.390	51-68	.750	6	88	94	2.8	65	1	90	45	1	30	393	11.6		
2019-20	31-31	997/32.2	104-274	.380	56-149	.376	41-55	.745	8	117	125	4.0	37	0	131	53	4	24	305	9.8		
2020-21	6-6	170/28.3	24-58	.414	9-24	.375	15-21	.714	0	20	20	3.3	6	0	21	5	0	7	72	12.0		
TOTAL	118-83	3266/27.7	366-954	.384	191-499	.383	149-199	.749	23	305	328	2.8	172	1	328	153	9	87	1072	9.1		

1 | JONATHAN DAVIS

Freshman | Guard | 6-5 | 196
La Crosse, Wis. | La Crosse Central



Twitter: @JonathanCDavis1 | Instagram: jonathancdavis1

INDIVIDUAL BENCHMARKS

	SEASON	CAREER
GP/GS	6/0	6/0
10+ POINTS:	2	2
20+ POINTS:	0	0
2+ 3-PTERS MADE:	0	0
3+ ASSISTS:	0	0
5+ REBOUNDS:	4	4
LED UW IN PTS:	0	0
LED UW IN REB:	2	2

GET TO KNOW JONATHAN

Four-star recruit Jonathan Davis joins the Badgers after a decorated senior season that saw him named "Wisconsin Mr. Basketball." Davis finished his high school career as La Crosse Central's all-time leading scorer with 2,158 points. Along with brother and fellow Badger, Jordan, he helped lead Central to the WIAA Division 2 state tournament each of his three years on the varsity team, capturing the state title in 2017. As a senior, Davis averaged 27.4 points and 9.2 rebounds per game for the Red Raiders, who reached the Division 2 sectional final before the season was ended due to the COVID-19 pandemic. His junior season, Davis was named conference player of the year after averaging 23 points, 9 rebounds and 3 assists per game for Central, also earning unanimous first-team all-state selection and first-team all-conference honors. A standout quarterback on the football field, Davis was a first-team all-state starter and passed for 6,572 yards and 56 touchdowns, while rushing for more than 2,000 yards and scoring another 34 touchdowns on the ground.

HONORS

- 2020 Wisconsin Mr. Basketball
- 2017 WIAA Division 2 State Champion (basketball)
- La Crosse Central all-time leading scorer (2,158 pts)

TOP SEASON PERFORMANCES

- **LOYOLA (12/15/20):** Matched his career high with 12 points (5-10 FG), plus 5 rebounds and 2 assists.
- **@ MARQUETTE (12/4/20):** Set career highs in points (12), FTs and FTAs (4-4) and minutes (30).
- **ARK.-PINE BLUFF (11/27/20):** Set career highs with 9 points, 8 rebounds and 2 assists in 25 minutes.

SEASON HIGHS

POINTS: 12 vs. Loyola (12/15/20)
FIELD GOALS: 5 vs. Loyola (12/15/20)
FG ATTEMPTS: 10 (2x) MR vs. Loyola (12/15/20)
3-POINT FGS: 1 (2x) MR vs. Loyola (12/15/20)
3-POINT FGAS: 2 vs. Ark.-Pine Bluff (11/27/20)
FREE THROWS: 4 at Marquette (12/4/20)
FT ATTEMPTS: 4 at Marquette (12/4/20)
REBOUNDS: 8 vs. Ark.-Pine Bluff (11/27/20)
ASSISTS: 2 (2x) MR vs. Loyola (12/15/20)
BLOCKS: 2 vs. Rhode Island (12/9/20)
STEALS: 1 (3x) MR vs. Loyola (12/15/20)
MINUTES: 30 at Marquette (12/4/20)

CAREER HIGHS

POINTS: 12 vs. Loyola (12/15/20)
FIELD GOALS: 5 vs. Loyola (12/15/20)
FG ATTEMPTS: 10 (2x) MR vs. Loyola (12/15/20)
3-POINT FGS: 1 (2x) MR vs. Loyola (12/15/20)
3-POINT FGAS: 2 vs. Ark.-Pine Bluff (11/27/20)
FREE THROWS: 4 at Marquette (12/4/20)
FT ATTEMPTS: 4 at Marquette (12/4/20)
REBOUNDS: 8 vs. Ark.-Pine Bluff (11/27/20)
ASSISTS: 2 (2x) MR vs. Loyola (12/15/20)
BLOCKS: 2 vs. Rhode Island (12/9/20)
STEALS: 1 (3x) MR vs. Loyola (12/15/20)
MINUTES: 30 at Marquette (12/4/20)

GAME-BY-GAME STATISTICS

Opponent	Date	gs min		Total		3-Pointers		Free throws		Rebounds							
				fg-fga	pct	3fg-fga	pct	ft-fa	pct	off	def	tot	avg	pf	a	t/o	blk
EASTERN ILLINOIS	11/25/20	15	4-7	.571	0-1	.000	0-0	.000	1	1	2	2.0	1	1	2	1	1
ARK.-PINE BLUFF	11/27/20	24	3-10	.300	1-2	.500	2-3	.667	0	8	8	5.0	1	2	0	1	0
GREEN BAY	12/01/20	19	1-4	.250	0-0	.000	0-0	.000	2	3	5	5.0	2	1	1	1	0
at Marquette	12/04/20	30	4-7	.571	0-1	.000	4-4	1.000	4	2	6	5.3	2	0	0	0	1
RHODE ISLAND	12/09/20	17	2-5	.400	0-1	.000	2-2	1.000	1	2	3	4.8	1	1	0	2	0
LOYOLA CHICAGO	12/15/20	23	5-10	.500	1-1	1.000	1-3	.333	2	3	5	4.8	1	2	0	0	1
Totals		0	128	19-43	.442	2-6	.333	9-12	.750	10	19	29	4.8	8	7	3	5

Games played: 6
Minutes/game: 21.3
Points/game: 8.2
FG Pct: 44.2
3FG Pct: 33.3
FT Pct: 75.0

Rebounds/game: 4.8
Assists/game: 1.2
Turnovers/game: 0.5
Assist/turnover ratio: 2.3
Steals/game: 0.5
Blocks/game: 0.8

CAREER STATISTICS

Season	gp-gs		min/avg		Total		3-Point		F-Throws		Rebounds										Scoring	
					fg-fga	pct	fg-fga	pct	ft-fa	pct	off	def	tot	avg	pf	fo	ast	to	blk	stl	pts	avg
2020-21	6-0	128	21.3		19-43	.442	2-6	.333	9-12	.750	10	19	29	4.8	8	0	7	3	5	3	49	8.2
TOTAL	6-0	128	21.3		19-43	.442	2-6	.333	9-12	.750	10	19	29	4.8	8	0	7	3	5	3	49	8.2

2 | ALEEM FORD

R-Junior | Forward | 6-8 | 217
Lawrenceville, Ga. | Archer/IMG Academy



Twitter: @Aleemty2 | Instagram: Aleemty2

INDIVIDUAL BENCHMARKS

	SEASON	CAREER
GP/GS:	6/6	101/55
10+ POINTS:	3	26
3+ 3FGS:	0	11
LED UW IN PTS:	0	2
3+ REBOUNDS:	5	51
DOUBLE-DOUBLES:	0	0
2+ ASSISTS:	3	21

GET TO KNOW ALEEM

The growth and development of senior Aleem Ford has played an integral role in Wisconsin's success, perhaps none more evident than last season. Ford started all 31 games for the Badgers last year, averaging 8.6 points and 4.4 rebounds per game. He entered his junior season with nine career double-digit scoring games, yet posted 14 last season alone (including 7 of the last 10). The 6-foot-8 forward provides an outside shooting threat, while also flashing the strength and skillset to drive to the basket. Coming off breakout months of February and March to close last season, the Lawrenceville, Georgia native appears poised to take it up another level for his senior season in Madison.

CAREER

- Ford's .409 3FG% in 2017-18 ranked 11th in the Big Ten is 3rd-highest ever by a UW freshman
- Ford's 45 3FGs ranks 5th in UW freshman history

TOP SEASON PERFORMANCES

- GREEN BAY (12/1/20): 13 points (5-9 FG) in 16 min, reaching double figures a second-straight game.

SEASON HIGHS

POINTS: 13 vs. Green Bay (12/1/20)
FIELD GOALS: 5 vs. Green Bay (12/1/20)
FG ATTEMPTS: 10 at Marquette (12/4/20)
3-POINT FGS: 2 (4x) MR vs. Rhode Island (12/9/20)
3-POINT FGAS: 7 at Marquette (12/4/20)
FREE THROWS: 2 vs. Ark.-Pine Bluff (11/27/20)
FT ATTEMPTS: 2 (4x) MR vs. Rhode Island (12/9/20)
REBOUNDS: 6 vs. Loyola (12/15/20)
ASSISTS: 2 (3x) MR at Marquette (12/4/20)
BLOCKS: 1 (4x) MR vs. Loyola (12/15/20)
STEALS: 1 (2x) MR at Marquette (12/4/20)
MINUTES: 28 at Marquette (12/4/20)

CAREER HIGHS

POINTS: 19 vs. Purdue (2/18/20)
FIELD GOALS: 7 (2x) MR vs. Purdue (2/18/20)
FG ATTEMPTS: 11 (4x) MR vs. N'western (3/4/20)
3-POINT FGS: 5 vs. Purdue (2/18/20)
3-POINT FGAS: 8 (2x) MR vs. Purdue (2/18/20)
FREE THROWS: 4 (3x) MR at Rutgers (12/11/19)
FT ATTEMPTS: 4 (8x) MR vs. Minnesota (3/1/20)
REBOUNDS: 10 at Nebraska (2/15/20)
ASSISTS: 5 vs. Milwaukee (11/24/17)
BLOCKS: 3 vs. Indiana (12/7/19)
STEALS: 2 (4x) MR vs. Mich. State (2/1/20)
MINUTES: 38 at Maryland (2/4/18)

GAME-BY-GAME STATISTICS

Opponent	Date	gs	min	Total		3-Pointers		Free throws		Rebounds				pf	a	t/o	blk	stl	pts	avg	
				fg-fga	pct	3fg-fga	pct	ft-fa	pct	off	def	tot	avg								
EASTERN ILLINOIS	11/25/20	*	18	0-4	.000	0-2	.000	1-2	.500	1	2	3	3.0	1	2	1	0	1	1	1.0	
ARK.-PINE BLUFF	11/27/20	*	25	3-7	.429	2-3	.667	2-2	1.000	1	3	4	3.5	0	2	0	1	1	10	5.5	
GREEN BAY	12/01/20	*	22	5-9	.556	2-5	.400	1-1	1.000	0	3	3	3.3	2	0	3	1	0	13	8.0	
at Marquette	12/04/20	*	27	3-10	.300	2-7	.286	1-2	.500	2	3	5	3.8	2	2	0	1	1	9	8.3	
RHODE ISLAND	12/09/20	*	25	4-8	.500	2-6	.333	1-2	.500	1	0	1	3.2	4	0	1	0	0	11	8.8	
LOYOLA CHICAGO	12/15/20	*	26	2-6	.333	0-1	.000	0-0	.000	0	6	6	3.7	2	1	1	1	0	4	8.0	
Totals			6	143	17-44	.386	8-24	.333	6-9	.667	5	17	22	3.7	11	7	6	4	2	48	8.0

Games played: 6
Minutes/game: 23.8
Points/game: 8.0
FG Pct: 38.6
3FG Pct: 33.3
FT Pct: 66.7

Rebounds/game: 3.7
Assists/game: 1.2
Turnovers/game: 1.0
Assist/turnover ratio: 1.2
Steals/game: 0.3
Blocks/game: 0.7

CAREER STATISTICS

Season	gp-gs	min/avg	Total		3-Point		F-Throws		Rebounds				pf	fo	ast	to	blk	stl	Scoring	
			fg-fga	pct	fg-fga	pct	ft-fa	pct	off	def	tot	avg							pts	avg
2017-18	33-20	805/24.4	60-150	.400	45-110	.409	27-33	.818	20	71	91	2.8	64	1	30	25	6	11	192	5.8
2018-19	31-0	429/13.8	35-103	.340	23-80	.288	4-4	1.000	11	48	59	1.9	44	0	11	16	4	8	97	3.1
2019-20	31-31	777/25.1	96-222	.432	41-120	.342	34-49	.694	38	99	137	4.4	61	2	33	31	12	15	267	8.6
2020-21	6-6	143/23.8	17-44	.386	8-24	.333	6-9	.667	5	17	22	3.7	11	0	7	6	4	2	48	8.0
TOTAL	101-57	2154/21.3	208-519	.401	117-334	.350	71-95	.747	74	235	309	3.1	180	3	81	78	26	36	604	6.0

5 | TYLER WAHL

Sophomore | Forward | 6-9 | 220
Lakeville, Minn. | Lakeville North High School



Twitter: @tjwahl01 | Instagram: tjwahl01

INDIVIDUAL BENCHMARKS

	SEASON	CAREER
GP/GS:	6/0	37/3
10+ POINTS:	1	1
20+ POINTS:	0	0
5+ REBOUNDS:	3	9
10+ REBOUNDS:	1	1
DOUBLE-DOUBLES:	1	1
2+ BLOCKS:	4	4
LED UW IN PTS:	0	0
LED UW IN REB:	1	1

GET TO KNOW TYLER

Tyler Wahl made an immediate impact as a true freshman for Wisconsin last season, appearing in all 31 games and starting 3 games. The forward from Lakeville, Minnesota leaves his imprint all over the box score, bringing relentless effort and energy off the bench for the Badgers. Having grown 1 inch (to 6-7 ½) and added 15 pounds (to 220) to his frame, Wahl has positioned himself for a strong sophomore season in Madison. As a prep senior at Lakeville North, Wahl averaged 18.0 points, 10.0 rebounds and 6.6 assists per game, leading the Panthers to a 27-5 record, the school's first-ever conference title, and an appearance in the Class AAAA state championship game. Earned back-to-back AP second-team All-State honors as a junior and senior, setting the school record for rebounds (905) and finishing third in Panther history with 1,397 points. Wahl was prep teammates with current Badger teammate, Nate Reuvers.

TOP SEASON PERFORMANCES

- **GREEN BAY (12/1/20):** Recorded his first career double-double by setting career highs with 11 pts and 15 reb, while adding 4 ast, 2 blk and 2 stl.
- **LOYOLA (12/15/20):** Energized UW off the bench with 6 rebounds, 2 blocks and 2 assists in 21 minutes.

SEASON HIGHS

POINTS: 11 vs. Green Bay (12/1/20)
FIELD GOALS: 5 vs. Green Bay (12/1/20)
FG ATTEMPTS: 7 vs. Green Bay (12/1/20)
3-POINT FGS: 1 (2x) MR vs. Green Bay (12/1/20)
3-POINT FGAS: 3 vs. Eastern Illinois (11/25/20)
FREE THROWS: 5 vs. Eastern Illinois (11/25/20)
FT ATTEMPTS: 6 vs. Eastern Illinois (11/25/20)
REBOUNDS: 15 vs. Green Bay (12/1/20)
ASSISTS: 4 vs. Green Bay (12/1/20)
BLOCKS: 2 (3x) MR vs. Loyola (12/15/20)
STEALS: 2 vs. Green Bay (12/1/20)
MINUTES: 29 vs. Rhode Island (12/9/20)

CAREER HIGHS

POINTS: 11 vs. Green Bay (12/1/20)
FIELD GOALS: 7 (3x) MR vs. Green Bay (12/1/20)
FG ATTEMPTS: 7 (3x) MR vs. Green Bay (12/1/20)
3-POINT FGS: 2 vs. Richmond (11/25/19)
3-POINT FGAS: 3 (2x) MR vs. E. Illinois (11/25/20)
FREE THROWS: 5 vs. Eastern Illinois (11/25/20)
FT ATTEMPTS: 6 vs. Eastern Illinois (11/25/20)
REBOUNDS: 15 vs. Green Bay (12/1/20)
ASSISTS: 4 vs. Green Bay (12/1/20)
BLOCKS: 2 (3x) MR vs. Loyola (12/15/20)
STEALS: 3 at Ohio State (1/3/20)
MINUTES: 29 vs. Rhode Island (12/9/20)

GAME-BY-GAME STATISTICS

Opponent	Date	gs	min	Total		3-Pointers		Free throws		Rebounds				pf	a	t/o	blk	stl	pts	avg
				fg	fga	pct	3fg	3fga	pct	ft	fta	pct	off							
EASTERN ILLINOIS	11/25/20	19	2-6	.333	0-3	.000	5-6	.833	0	0	0	0.0	1	0	0	2	1	9	9.0	
ARK.-PINE BLUFF	11/27/20	18	2-3	.667	1-1	1.000	0-0	.000	0	1	1	0.5	1	0	0	2	1	5	7.0	
GREEN BAY	12/01/20	20	5-7	.714	1-2	.500	0-0	.000	3	12	15	5.3	1	4	3	2	2	11	8.3	
at Marquette	12/04/20	25	1-3	.333	0-1	.000	1-2	.500	1	1	2	4.5	3	1	1	1	1	3	7.0	
RHODE ISLAND	12/09/20	29	1-3	.333	0-1	.000	2-4	.500	1	5	6	4.8	4	1	0	0	1	4	6.4	
LOYOLA CHICAGO	12/15/20	22	0-1	.000	0-0	.000	1-2	.500	0	6	6	5.0	4	2	1	2	0	1	5.5	
Totals		0	133	11-23	.478	2-8	.250	9-14	.643	5	25	30	5.0	14	8	5	9	6	33	5.5
Games played: 6										Rebounds/game: 5.0										
Minutes/game: 22.2										Assists/game: 1.3										
Points/game: 5.5										Turnovers/game: 0.8										
FG Pct: 47.8										Assist/turnover ratio: 1.6										
3FG Pct: 25.0										Steals/game: 1.0										
FT Pct: 64.3										Blocks/game: 1.5										

CAREER STATISTICS

Season	gp-gs	min/avg	Total		3-Point		F-Throws		Rebounds				pf	fo	ast	to	blk	stl	Scoring	
			fg	fga	pct	fg	fga	pct	ft	fta	pct	off	def	tot	avg				pts	avg
2019-20	31-3	479/15.5	34-79	.430	6-28	.214	7-18	.389	34	48	.82	2.6	64	0	32	33	5	20	81	2.6
2020-21	6-0	133/22.2	11-23	.478	2-8	.250	9-14	.643	5	25	.30	5.0	14	0	8	5	9	6	33	5.5
TOTAL	37-3	612/16.5	45-102	.441	8-36	.222	16-32	.500	39	73	.112	3.0	78	0	40	38	14	26	114	3.1

11 | MICAH POTTER

R-Junior | Forward | 6-10 | 248
Mentor, Ohio | Montverde Academy



Twitter: @BigJam_23 | Instagram: bigjam_23

INDIVIDUAL BENCHMARKS

	SEASON	CAREER
GP/GS:	6/6	86/26
10+ POINTS:	4	20
20+ POINTS:	0	1
5+ REBOUNDS:	6	33
10+ REBOUNDS:	0	4
DOUBLE-DOUBLES:	0	4
2+ BLOCKS:	0	9
LED TEAM IN PTS:	2	5
LED TEAM IN REB:	2	12

GET TO KNOW MICAH

Micah Potter proved his value from the moment he joined the Badgers active roster last season. Now, the senior forward appears poised to make the most of his first full season with the Badgers. The Ohio State transfer from Mentor, Ohio has appeared in over 85 games, including over 25 starts. Emerging as one of the most valuable reserves during Big Ten play last season, Potter averaged 10.9 points (54.2% FG, 46.9% 3FG) and 6.9 rebounds in just 18.9 minutes per game. Named a preseason candidate for the 2021 Kareem Abdul-Jabbar Center of the Year Award, Potter also stands out in the classroom as a 2x Academic All-Big Ten student.

HONORS

- 2021 Kareem Abdul-Jabbar Award Candidate
- Big Ten Distinguished Scholar (2020)
- 2x Academic All-Big Ten (2018, '20)

TOP SEASON PERFORMANCES

- **ARK-PINE BLUFF (11/27/20):** Led the Badgers with 19 points, adding 5 rebounds, 3 assists, 1 block and matching his career high with 3 steals.
- **GREEN BAY (12/1/20):** Led Wisconsin in scoring for the second-straight game, finishing with 14 points (6-8 FG) and 8 rebounds.

SEASON HIGHS

POINTS: 19 vs. Ark.-Pine Bluff (11/27/20)
FIELD GOALS: 6 (2x) MR vs. Green Bay (12/1/20)
FG ATTEMPTS: 10 vs. Rhode Island (12/9/20)
3-POINT FGS: 3 vs. Loyola (12/15/20)
3-POINT FGAS: 4 (2x) MR vs. Loyola (12/15/20)
FREE THROWS: 6 vs. Ark.-Pine Bluff (11/27/20)
FT ATTEMPTS: 8 vs. Ark.-Pine Bluff (11/27/20)
REBOUNDS: 8 (2x) MR vs. Green Bay (12/1/20)
ASSISTS: 3 vs. Ark.-Pine Bluff (11/27/20)
BLOCKS: 1 vs. Ark.-Pine Bluff (11/27/20)
STEALS: 3 vs. Ark.-Pine Bluff (11/27/20)
MINUTES: 28 vs. Rhode Island (12/9/20)

CAREER HIGHS

POINTS: 24 at Penn State (1/11/20)
FIELD GOALS: 9 at Penn State (1/11/20)
FG ATTEMPTS: 14 at Penn State (1/11/20)
3-POINT FGS: 4 (2x) MR vs. Rutgers (2/23/20)
3-POINT FGAS: 6 (2x) MR at Michigan (2/27/20)
FREE THROWS: 9 vs. Texas Southern (11/16/17)*
FT ATTEMPTS: 10 vs. Texas Southern (11/16/17)*
REBOUNDS: 15 at Minnesota (2/5/20)
ASSISTS: 3 vs. Ark.-Pine Bluff (11/27/20)
BLOCKS: 3 (4x) MR vs. UAPB (11/27/20)
STEALS: 3 (3x) MR vs. UAPB (11/27/20)
MINUTES: 31 vs. Texas Southern (11/16/17)*
*recorded at Ohio State

GAME-BY-GAME STATISTICS

Opponent	Date	gs	min	Total		3-Pointers		Free throws		Rebounds				pf	a	t/o	blk	stl	pts	avg	
				fg-fga	pct	3fg-fga	pct	ft-fa	pct	off	def	tot	avg								
EASTERN ILLINOIS	11/25/20	*	23	3-7	.429	1-2	.500	2-2	1.000	2	6	8	8.0	3	2	2	0	0	9	9.0	
ARK.-PINE BLUFF	11/27/20	*	20	6-9	.667	1-2	.500	6-8	.750	2	3	5	6.5	0	3	1	1	3	19	14.0	
GREEN BAY	12/01/20	*	24	6-8	.750	0-1	.000	2-3	.667	3	5	8	7.0	1	2	2	0	0	14	14.0	
at Marquette	12/04/20	*	22	3-6	.500	1-2	.500	2-2	1.000	0	5	5	6.5	2	0	3	0	0	9	12.8	
RHODE ISLAND	12/09/20	*	28	4-10	.400	1-4	.250	4-6	.667	2	5	7	6.6	3	2	2	0	0	13	12.8	
LOYOLA CHICAGO	12/15/20	*	20	3-6	.500	3-4	.750	4-4	1.000	3	4	7	6.7	3	1	0	0	0	13	12.8	
Totals			6	137	25-46	.543	7-15	.467	20-25	.800	12	28	40	6.7	12	10	10	1	3	77	12.8

Games played: 6
Minutes/game: 22.8
Points/game: 12.8
FG Pct: 54.3
3FG Pct: 46.7
FT Pct: 80.0

Rebounds/game: 6.7
Assists/game: 1.7
Turnovers/game: 1.7
Assist/turnover ratio: 1.0
Steals/game: 0.5
Blocks/game: 0.2

CAREER STATISTICS

Overall ("at Ohio State)				3-Point				Rebounding											
Year	GP-GS	Min/Avg	FG-FGA	Pct	FG-FGA	Pct	FT-FTA	Pct	Off-Def	Tot	Avg	PF-FO	Ast	TO	Blk	Stl	Pts/Avg		
2016-17*	30-12	422/14.1	43-99	.434	17-51	.333	21-35	.600	35-57	92	3.1	68-0	8	20	11	8	124/4.1		
2017-18*	29-4	292/10.1	44-90	.489	6-20	.300	24-30	.800	31-40	71	2.4	39-0	10	12	11	5	118/4.1		
2019-20	21-3	368/17.5	76-144	.528	23-51	.451	37-43	.860	33-98	131	6.2	36-0	8	33	21	8	212/10.1		
2020-21	6-6	137/22.8	25-46	.543	7-15	.467	20-25	.800	12-28	40	6.7	12-0	10	10	1	3	77/12.8		
Total	86-25	1219/14.2	188-379	.496	53-137	.387	102-133	.767	111-223	334	3.9	155	36	75	44	24	531/6.2		

Big Ten ("at Ohio State)				3-Point				Rebounding											
Year	GP-GS	Min/Avg	FG-FGA	Pct	FG-FGA	Pct	FT-FTA	Pct	Off-Def	Tot	Avg	PF-FO	Ast	TO	Blk	Stl	Pts/Avg		
2016-17*	18-1	225/12.5	25-57	.439	9-31	.290	15-20	.750	18-27	45	2.5	43-0	5	9	8	2	74/4.1		
2017-18*	16-0	152/9.5	25-51	.490	4-10	.400	14-17	.824	14-21	35	2.2	29-0	2	5	4	1	68/4.3		
2019-20	18-3	330/18.3	71-131	.542	23-49	.469	31-37	.838	33-84	117	6.5	32-0	8	29	17	8	196/10.9		
2020-21	--	--	--	--	--	--	--	--	--	--	--	--	--	--	--	--	--		
Total	52-4	707/13.6	121-239	.506	36-90	.400	60-74	.811	65-132	197	3.8	104	15	43	29	11	338/6.5		

12 |

TREVOR ANDERSON

R-Senior | Guard | 6-3 | 195
Stevens Point, Wis. | SPASH



Twitter: @TreMamBa15 | Instagram: tremamba15

INDIVIDUAL BENCHMARKS

	SEASON	CAREER
GP/GS:	6/0	65/20
10+ POINTS:	0	11
20+ POINTS:	0	1
5+ ASSISTS:	0	2
3+ STEALS:	0	1

GET TO KNOW TREVOR

Waiting was the hardest part for Trevor Anderson, who redshirted 2017-18 after transferring from Green Bay, then suffered a season-ending knee injury in 2018-19 after appearing in the first eight games for Wisconsin. Anderson began returning to form in 2019-20, appearing in all 31 games for the Badgers averaging 12.2 minutes off the bench as a key reserve. He started 20 games as a freshman at UW-Green Bay in 2016-17, averaging 9.8 points, 2.9 rebounds and 2.7 assists per game. The former Stevens Point Area High School standout was one of the state's most prolific prep players, scoring 2,360 points, the eighth-most in Wisconsin high school basketball history. He finished with a 100-6 career record, helped lead SPASH to the WIAA Division I State Championship in back-to-back years (2015-16) and was named Wisconsin's Mr. Basketball and Associated Press Player of the Year as a senior in 2016.

TOP SEASON PERFORMANCES

- **LOYOLA (12/15/20):** Finished with a +/- of +18 off the bench, scoring 5 points (2-2 FG, 1-1 3FG) playing an efficient 15 minutes.
- **ARK-PINE BLUFF (11/27/20):** Finished with 9 points (3-4 FG, 1-1 3FG), 4 rebounds, 2 steal and 1 assist in 21 minutes off the bench.

SEASON HIGHS

POINTS: 9 vs. Ark.-Pine Bluff (11/27/20)
FIELD GOALS: 3 vs. Ark.-Pine Bluff (11/27/20)
FG ATTEMPTS: 4 vs. Ark.-Pine Bluff (11/27/20)
3-POINT FGS: 1 (2x) MR vs. Loyola (12/15/20)
3-POINT FGAS: 1 (3x) MR vs. Loyola (12/15/20)
FREE THROWS: 2 vs. Ark.-Pine Bluff (11/27/20)
FT ATTEMPTS: 2 (3x) MR vs. Rhode Island (12/9/20)
REBOUNDS: 4 vs. Ark.-Pine Bluff (11/27/20)
ASSISTS: 3 (2x) MR vs. Green Bay (12/1/20)
BLOCKS: --
STEALS: 2 vs. Ark.-Pine Bluff (11/27/20)
MINUTES: 21 vs. Ark.-Pine Bluff (11/27/20)

CAREER HIGHS

POINTS: 23 vs. SIU-Edwardsville (12/19/16)*
FIELD GOALS: 6 (2x) MR vs. SIUE (12/19/16)*
FG ATTEMPTS: 12 vs. SIUE (12/19/16)*
3-POINT FGS: 5 vs. SIUE (12/19/16)*
3-POINT FGAS: 8 vs. SIUE (12/19/16)*
FREE THROWS: 7 vs. Milwaukee (1/7/17)*
FT ATTEMPTS: 8 (2x) MR vs. Milwaukee (1/7/17)*
REBOUNDS: 7 at Bowling Green (11/20/16)*
ASSISTS: 7 at Youngstown St. (12/31/16)*
BLOCKS: 1 (2x) MR at Purdue (1/24/20)
STEALS: 3 vs. UMKC (11/21/16)*
MINUTES: 36 vs. SIUE (12/19/16)*
*recorded at Green Bay

GAME-BY-GAME STATISTICS

Opponent	Date	gs	min	Total		3-Pointers		Free throws		Rebounds				pf	a	t/o	blk	stl	pts	avg
				fg-fga	pct	3fg-fga	pct	ft-fa	pct	off	def	tot	avg							
EASTERN ILLINOIS	11/25/20	11	0-1	.000	0-0	.000	0-2	.000	0	3	3	3.0	1	3	0	0	0	0	0	0.0
ARK.-PINE BLUFF	11/27/20	19	3-4	.750	1-1	1.000	2-2	1.000	0	4	4	3.5	3	1	2	0	2	9	4.5	
GREEN BAY	12/01/20	15	2-2	1.000	0-0	.000	0-0	.000	0	1	1	2.7	1	3	0	0	0	4	4.3	
at Marquette	12/04/20	11	0-1	.000	0-1	.000	0-0	.000	2	0	2	2.5	1	2	1	0	0	0	3.3	
RHODE ISLAND	12/09/20	12	1-1	1.000	0-0	.000	1-2	.500	0	1	1	2.2	0	1	1	0	1	3	3.2	
LOYOLA CHICAGO	12/15/20	15	2-2	1.000	1-1	1.000	0-0	.000	0	1	1	2.0	0	0	1	0	0	5	3.5	
Totals		0	83	8-11	.727	2-3	.667	3-6	.500	2	10	12	2.0	6	10	5	0	3	21	3.5
Games played: 6										Rebounds/game: 2.0										
Minutes/game: 13.8										Assists/game: 1.7										
Points/game: 3.5										Turnovers/game: 0.8										
FG Pct: 72.7										Assist/turnover ratio: 2.0										
3FG Pct: 66.7										Steals/game: 0.5										
FT Pct: 50.0																				

CAREER STATISTICS

Season	gp-gs	min/avg	Total		3-Point		F-Throws		Rebounds				pf	fo	ast	to	blk	stl	Scoring	
			fg-fga	pct	fg-fga	pct	ft-fa	pct	off	def	tot	avg							pts	avg
2016-17*	20-20	570/28.5	58-145	.400	35-93	.376	45-56	.804	11	46	57	2.9	32	0	53	37	1	15	196	9.8
2018-19	8-0	55/6.9	6-10	.600	1-1	1.000	0-0	.000	1	8	9	1.1	3	0	3	1	0	0	13	1.6
2019-20	31-0	379/12.2	19-49	.388	7-25	.280	11-14	.786	7	34	41	1.3	18	0	38	17	1	4	56	1.8
2020-21	6-0	83/13.8	8-11	.727	2-3	.667	3-6	.500	2	10	12	2.0	6	0	10	5	0	3	21	3.5
TOTAL	45-0	517/11.5	33-70	.471	10-29	.345	14-20	.700	10	52	62	1.4	27	0	51	23	1	7	90	2.0
ALL*	65-20	1087/16.7	91-215	.423	45-122	.369	59-76	.776	21	98	119	1.8	59	0	104	60	2	22	286	4.4

20 | BEN CARLSON

Freshman | Forward | 6-9 | 218
Woodbury, Minn. | East Ridge



Twitter: @ben_carlson20 | Instagram: bencarlson20

INDIVIDUAL BENCHMARKS

	SEASON	CAREER
GP/GS:	6/0	6/0
10+ POINTS:	1	1
5+ REBOUNDS:	0	0
10+ REBOUNDS:	0	0
DOUBLE-DOUBLES:	0	0
2+ BLOCKS:	0	0
LED UW IN PTS:	0	0
LED UW IN REB:	0	0
LED UW IN BLK:	0	0

GET TO KNOW BEN

A four-star recruit by ESPN, 247Sports and Rivals, Ben comes to Wisconsin highly touted, including being ranked No. 88 in the ESPN 100 for 2020. A finalist for Minnesota Mr. Basketball last season, the Woodbury native was one of the most decorated players in East Ridge High School history. The 6-foot-9 forward set school records for career points (2,004), rebounds (1,083) and blocked shots (145). Carlson also became the first player in program history to be nominated to the McDonalds All-American Game in 2020. His senior season, Carlson averaged 24.3 points and 11.7 rebounds per game while leading the Raptors to a 20-7 record and a conference title. As a junior, he led East Ridge to the Minnesota Class AA state tournament while averaging a double-double (16 ppg, 11.3 rpg). Off the court, Carlson was a member of National Honors Society.

- HONORS
- No. 88 in ESPN 100 for Class of 2020
 - Finalist for 2020 Minnesota Mr. Basketball
 - East Ridge High School career leader in points (2,004), rebounds (1,083) and blocks (145).
 - National Honors Society

- TOP SEASON PERFORMANCES
- **E. ILLINOIS (11/25/20):** Made his first career appearance, contributing 13 points (4-5 FGs), 2 rebounds and 1 assist in 17 minutes.

SEASON HIGHS

POINTS: 13 vs. Eastern Illinois (11/25/20)
FIELD GOALS: 4 vs. Eastern Illinois (11/25/20)
FG ATTEMPTS: 5 vs. Eastern Illinois (11/25/20)
3-POINT FGS: 1 vs. Eastern Illinois (11/25/20)
3-POINT FGAS: 2 vs. Eastern Illinois (11/25/20)
FREE THROWS: 4 vs. Eastern Illinois (11/25/20)
FT ATTEMPTS: 4 (2x) MR vs. UAPB (11/27/20)
REBOUNDS: 2 (2x) MR vs. UAPB (11/27/20)
ASSISTS: 2 vs. Ark.-Pine Bluff (11/27/20)
BLOCKS: 1 (2x) MR vs. UAPB (11/27/20)
STEALS: 1 vs. Green Bay (12/1/20)
MINUTES: 17 vs. Eastern Illinois (11/25/20)

CAREER HIGHS

POINTS: 13 vs. Eastern Illinois (11/25/20)
FIELD GOALS: 4 vs. Eastern Illinois (11/25/20)
FG ATTEMPTS: 5 vs. Eastern Illinois (11/25/20)
3-POINT FGS: 1 vs. Eastern Illinois (11/25/20)
3-POINT FGAS: 2 vs. Eastern Illinois (11/25/20)
FREE THROWS: 4 vs. Eastern Illinois (11/25/20)
FT ATTEMPTS: 4 (2x) MR vs. UAPB (11/27/20)
REBOUNDS: 2 (2x) MR vs. UAPB (11/27/20)
ASSISTS: 2 vs. Ark.-Pine Bluff (11/27/20)
BLOCKS: 1 (2x) MR vs. UAPB (11/27/20)
STEALS: 1 vs. Green Bay (12/1/20)
MINUTES: 17 vs. Eastern Illinois (11/25/20)

GAME-BY-GAME STATISTICS

Opponent	Date	gs	min	Total		3-Pointers		Free throws		Rebounds				pf	a	t/o	blk	stl	pts	avg
				fg	pct	3fg	pct	ft	pct	off	def	tot	avg							
EASTERN ILLINOIS	11/25/20	17	4-5	.800	1-2	.500	4-4	1.000	0	2	2	2.0	1	1	0	1	0	13	13.0	
ARK.-PINE BLUFF	11/27/20	16	0-1	.000	0-0	.000	3-4	.750	0	2	2	2.0	4	2	1	1	0	3	8.0	
GREEN BAY	12/01/20	16	2-4	.500	0-1	.000	0-0	.000	0	1	1	1.7	1	1	0	1	1	4	6.7	
at Marquette	12/04/20	10	0-1	.000	0-0	.000	0-0	.000	1	0	1	1.5	2	0	0	0	0	0	5.0	
RHODE ISLAND	12/09/20	3	0-0	.000	0-0	.000	0-0	.000	0	0	0	1.2	2	0	0	0	0	0	4.0	
LOYOLA CHICAGO	12/15/20	1	0-0	.000	0-0	.000	0-0	.000	0	0	0	1.0	0	0	0	0	0	0	3.3	
Totals		0	63	6-11	.545	1-3	.333	7-8	.875	1	5	6	1.0	10	4	1	3	1	20	3.3

Games played: 6
Minutes/game: 10.5
Points/game: 3.3
FG Pct: 54.5
3FG Pct: 33.3
FT Pct: 87.5

Rebounds/game: 1.0
Assists/game: 0.7
Turnovers/game: 0.2
Assist/turnover ratio: 4.0
Steals/game: 0.2
Blocks/game: 0.5

CAREER STATISTICS

Season	gp-gs	min/avg	Total		3-Point		F-Throws		Rebounds				pf	fo	ast	to	blk	stl	Scoring	
			fg	pct	fg	pct	ft	pct	off	def	tot	avg							pts	avg
2020-21	6-0	63/10.5	6-11	.545	1-3	.333	7-8	.875	1	5	6	1.0	10	0	4	1	3	1	20	3.3
TOTAL	6-0	63/10.5	6-11	.545	1-3	.333	7-8	.875	1	5	6	1.0	10	0	4	1	3	1	20	3.3

34 | BRAD DAVISON

Junior | Guard | 6-3 | 206

Maple Grove, Minn. | Maple Grove High School



Twitter: @braddavi34 | Instagram: braddavison

INDIVIDUAL BENCHMARKS

	SEASON	CAREER
GP/GS:	6/6	103/99
10+ POINTS:	3	55
20+ POINTS:	1	9
30+ POINTS:	0	2
3+ ASSISTS:	0	31
3+ STEALS:	0	9
LED UW IN PTS:	2	21
LED UW IN AST:	0	18

GET TO KNOW BRAD

Entering his fourth season with the Badgers, senior Brad Davison has grown not only as a team leader, but also as in terms of his production on the court. The Maple Grove, Minnesota native recently played in his 100th career game, starting in over 95 over those appearances. Wisconsin's active scoring leader, Davison became the 43rd Badger to score 1,000 career points and just the 20th to do so by his junior season. Starting all 30 games last season, Davison finished third on the team in scoring with 9.9 points per game. A two-time Academic All-Big Ten student, Davison is a natural leader, a driven competitor and a reliable scorer who will be one of the Badgers catalysts during the 2020-21 season.

HONORS

- 2018 Big Ten All-Freshman Team
- 2x Big Ten Freshman of the Week
- 2x Academic All-Big Ten (2019, '20)

CAREER

- Became the 43rd player in Wisconsin history to score 1,000 career points and just the 20th Badger to do so by his junior season.
- Set UW freshman records for FT% (.818) + 3FGs (60)
- Became just the fourth Badger over the last 20 years to average double figures in his freshman season, joining Ethan Happ (2016), Alando Tucker (2003) and Devin Harris (2002)

TOP SEASON PERFORMANCES

- **RHODE ISLAND (12/9/20):** Finished with a game-high 23 points (3-5 3FG), shooting 12-for-12 on FTs.
- **GREEN BAY (12/1/20):** Scored 17 points (2-4 3FG), moving into 34th place on UW's all-time scoring list, shooting 7-for-9 from the free throw line.

SEASON HIGHS

POINTS: 23 vs. Rhode Island (12/9/20)
 FIELD GOALS: 4 (2x) MR vs. Loyola (12/15/20)
 FG ATTEMPTS: 9 vs. Rhode Island (12/9/20)
 3-POINT FGS: 3 vs. Rhode Island (12/9/20)
 3-POINT FGAS: 5 (2x) MR vs. Rhode Island (12/9/20)
 FREE THROWS: 12 vs. Rhode Island (12/9/20)
 FT ATTEMPTS: 12 vs. Rhode Island (12/9/20)
 REBOUNDS: 5 vs. Eastern Illinois (11/25/20)
 ASSISTS: 3 at Marquette (12/4/20)
 BLOCKS: --
 STEALS: 2 vs. Rhode Island (12/9/20)
 MINUTES: 36 vs. Loyola (12/15/20)

CAREER HIGHS

POINTS: 30 (2x) MR at Nebraska (2/15/20)
 FIELD GOALS: 11 at Nebraska (2/15/20)
 FG ATTEMPTS: 19 vs. Michigan State (2/25/18)
 3-POINT FGS: 8 at Nebraska (2/15/20)
 3-POINT FGAS: 11 at Nebraska (2/15/20)
 FREE THROWS: 12 vs. Rhode Island (12/9/20)
 FT ATTEMPTS: 16 vs. Marquette (12/9/17)
 REBOUNDS: 13 at Penn State (1/11/20)
 ASSISTS: 6 (2x) MR at Northwestern (2/22/18)
 BLOCKS: 1 at Purdue (1/16/18)
 STEALS: 4 (5x) MR vs. McNeese St (11/13/19)
 MINUTES: 44 vs. Minnesota (2/19/18)

GAME-BY-GAME STATISTICS

Opponent	Date	gs	min	Total		3-Pointers		Free throws		Rebounds				pf	a	t/o	blk	stl	pts	avg	
				fg	pct	3fg	pct	ft	pct	off	def	tot	avg								
EASTERN ILLINOIS	11/25/20	*	30	2-8	.250	2-5	.400	0-0	.000	0	5	5	5.0	2	1	1	0	0	6	6.0	
ARK-PINE BLUFF	11/27/20	*	15	2-5	.400	1-3	.333	0-0	.000	1	2	3	4.0	1	2	0	0	1	5	5.5	
GREEN BAY	12/01/20	*	23	3-6	.500	2-3	.667	2-2	1.000	0	3	3	3.7	1	1	0	0	1	10	7.0	
at Marquette	12/04/20	*	18	0-4	.000	0-3	.000	4-5	.800	0	1	1	3.0	5	3	1	0	1	4	6.3	
RHODE ISLAND	12/09/20	*	32	4-9	.444	3-5	.600	12-12	1.000	0	3	3	3.0	1	0	1	0	2	23	9.6	
LOYOLA CHICAGO	12/15/20	*	36	4-7	.571	2-4	.500	7-9	.778	0	2	2	2.8	1	2	0	0	1	17	10.8	
Totals			6	154	15-39	.385	10-23	.435	25-28	.893	1	16	17	2.8	11	9	3	0	6	65	10.8

Games played: 6
 Minutes/game: 25.7
 Points/game: 10.8
 FG Pct: 38.5
 3FG Pct: 43.5
 FT Pct: 89.3

Rebounds/game: 2.8
 Assists/game: 1.5
 Turnovers/game: 0.5
 Assist/turnover ratio: 3.0
 Steals/game: 1.0

CAREER STATISTICS

Season			Total		3-Point		F-Throws		Rebounds				Scoring							
	gp-gs	min/avg	fg-fga	pct	fg-fga	pct	ft-fta	pct	off	def	tot	avg	pf	fo	ast	to	blk	stl	pts	avg
2017-18	33-29	1028/31.2	124-306	.405	60-169	.355	90-110	.818	10	66	76	2.3	109	3	83	59	1	40	398	12.1
2018-19	34-34	1096/32.2	115-299	.385	52-149	.349	76-94	.809	10	101	111	3.3	79	2	62	34	2	36	358	10.5
2019-20	30-30	926/30.9	92-233	.395	47-131	.359	65-77	.844	16	113	129	4.3	73	1	56	27	0	23	296	9.9
2020-21	6-6	154/25.7	15-39	.385	10-23	.435	25-28	.893	1	16	17	2.8	11	1	9	3	0	6	65	10.8
TOTAL	103-99	3204/31.1	346-877	.395	169-472	.358	256-309	.828	37	296	333	3.2	272	7	210	123	3	105	1117	10.8

35 | NATE REUVERS

Junior | Forward | 6-11 | 235
Lakeville, Minn. | Lakeville North High School



Twitter: @Reuvers35 | Instagram: reuvers35

INDIVIDUAL BENCHMARKS

	SEASON	CAREER
GP/GS:	6/6	99/86
10+ POINTS:	4	42
20+ POINTS:	0	4
5+ REBOUNDS:	2	28
10+ REBOUNDS:	0	2
DOUBLE-DOUBLES:	0	2
2+ BLOCKS:	4	44
LED UW IN PTS:	1	16
LED UW IN REB:	1	13

GET TO KNOW NATE

Possessing natural size and a perimeter shooting touch, Nate Reuvers has worked to improve his strength and postgame to set up a big senior year. A Third-Team All-Big Ten honoree last season, Reuvers started all 31 games and led the team in scoring (13.1 ppg) and blocks (1.9), while second in rebounding (4.5 rpg). The forward from Lakeville, Minnesota scored in double figures in 24 of 31 games, including 12 of the final 15. Reuvers asserted his defensive presence with 58 blocks for the Badgers last season, which tied for the seventh-highest single-season total in UW history. He also recorded the fifth-highest single-season blocks total (60) his junior year. An Academic All-Big Ten student, Reuvers is pursuing his master's degree in Business: Supply Chain Management after majoring in Business: Finance and Investment Banking.

HONORS

- 2021 Karl Malone Award Watch List
- 2020-21 Preseason All-Big Ten Team
- 2020 Third-Team All-Big Ten
- 2019 Academic All-Big Ten
- Big Ten Player of the Week (11/11/19)

CAREER

- Needs just 2 blocks to surpass Frank Kaminsky (152) and 3 blocks to break Ethan Happ's school record (154) to become Wisconsin's all-time blocks leader.

TOP SEASON PERFORMANCES

- **E. ILLINOIS (11/25/20):** Finished with a game-high 18 points (2-3 3FGs), 9 rebounds and 5 blocks.

SEASON HIGHS

POINTS: 18 vs. Eastern Illinois (11/25/20)
FIELD GOALS: 6 vs. Eastern Illinois (11/25/20)
FG ATTEMPTS: 10 (3x) MR vs. Loyola (12/15/20)
3-POINT FGS: 3 vs. Green Bay (12/1/20)
3-POINT FGAS: 4 (2x) MR at Marquette (12/4/20)
FREE THROWS: 4 (2x) MR vs. UAPB (11/27/20)
FT ATTEMPTS: 6 vs. Ark.-Pine Bluff (11/27/20)
REBOUNDS: 9 vs. Eastern Illinois (11/25/20)
ASSISTS: 1 (3x) MR at Marquette (12/4/20)
BLOCKS: 5 vs. Eastern Illinois (11/25/20)
STEALS: 1 (2x) MR vs. UAPB (11/27/20)
MINUTES: 30 vs. Eastern Illinois (11/25/20)

CAREER HIGHS

POINTS: 22 (3x) MR vs. Milwaukee (12/21/19)
FIELD GOALS: 8 (4x) MR vs. Milwaukee (12/21/19)
FG ATTEMPTS: 18 (2x) MR at Minn. (2/5/20)
3-POINT FGS: 4 at Maryland (1/14/19)
3-POINT FGAS: 8 at Maryland (1/14/19)
FREE THROWS: 10 at Ohio State (1/3/20)
FT ATTEMPTS: 12 at Ohio State (1/3/20)
REBOUNDS: 14 vs. Eastern Illinois (11/8/19)
ASSISTS: 4 vs. Maryland (2/1/19)
BLOCKS: 9 (2x) MR vs. E. Illinois (11/8/19)
STEALS: 2 (7x) MR vs. Indiana (12/7/19)
MINUTES: 42 vs. Saint Mary's (11/5/19)

GAME-BY-GAME STATISTICS

Opponent	Date	gs	min	Total		3-Pointers		Free throws		Rebounds				pf	a	t/o	blk	stl	pts	avg
				fg-fga	pct	3fg-fga	pct	ft-fa	pct	off	def	tot	avg							
EASTERN ILLINOIS	11/25/20	*	29	6-10	.600	2-3	.667	4-5	.800	2	7	9	9.0	2	1	0	5	1	18	18.0
ARK.-PINE BLUFF	11/27/20	*	22	5-7	.714	0-0	.000	4-6	.667	2	0	2	5.5	4	1	1	1	1	14	16.0
GREEN BAY	12/01/20	*	19	5-9	.556	3-4	.750	0-0	.000	0	4	4	5.0	3	0	1	2	0	13	15.0
at Marquette	12/04/20	*	25	4-10	.400	1-4	.250	2-2	1.000	0	3	3	4.5	4	1	1	2	0	11	14.0
RHODE ISLAND	12/09/20	*	19	2-8	.250	0-1	.000	1-2	.500	2	3	5	4.6	4	0	2	3	0	5	12.2
LOYOLA CHICAGO	12/15/20	*	25	3-10	.300	2-3	.667	0-0	.000	0	3	3	4.3	4	1	1	0	0	8	11.5
Totals		6	139	25-54	.463	8-15	.533	11-15	.733	6	20	26	4.3	21	4	6	13	2	69	11.5

Games played: 6
Minutes/game: 23.2
Points/game: 11.5
FG Pct: 46.3
3FG Pct: 53.3
FT Pct: 73.3

Rebounds/game: 4.3
Assists/game: 0.7
Turnovers/game: 1.0
Assist/turnover ratio: 0.7
Steals/game: 0.3
Blocks/game: 2.2

CAREER STATISTICS

Season	gp-gs	min/avg	Total		3-Point		F-Throws		Rebounds				pf	fo	ast	to	blk	stl	Scoring	
			fg-fga	pct	fg-fga	pct	ft-fa	pct	off	def	tot	avg							pts	avg
2017-18	28-15	466/16.6	58-152	.382	12-47	.255	20-24	.833	19	36	55	2.0	67	0	22	29	26	7	148	5.3
2018-19	34-34	779/22.9	105-234	.449	32-84	.381	26-41	.634	42	91	133	3.9	81	1	34	32	60	10	268	7.9
2019-20	31-31	811/26.2	147-328	.448	30-89	.337	81-103	.786	34	106	140	4.5	97	2	18	46	58	15	405	13.1
2020-21	6-6	139/23.2	25-54	.463	8-15	.533	11-15	.733	6	20	26	4.3	21	0	4	6	13	2	69	11.5
TOTAL	99-86	2195/22.2	335-768	.436	82-235	.349	138-183	.754	101	253	354	3.6	266	3	78	113	157	34	890	9.0

Individual Game by Game

3 | WALT McGRORY

Senior | Guard | 6-3 | 205
Minneapolis, Minn. | Edina High School

GAME-BY-GAME STATISTICS

CAREER STATISTICS

Season	gp-gs	min/avg	Total		3-Point		F-Throws		Rebounds				Scoring			
			fg-fga	pct	fg-fga	pct	ft-fa	pct	off	def	tot	avg	pts	avg	pf	fo
2017-18	9-0	72/8.0	0-5	.000	0-3	.000	5-7	.714	0	8	8	0.9	5	0.6	0	4
2018-19	13-0	31/2.4	2-5	.400	2-4	.500	0-0	.000	0	2	2	0.2	2	0.1	2	0
2019-20	14-0	59/4.2	5-13	.385	2-7	.286	3-4	.750	2	7	9	0.6	9	0.6	5	1
TOTAL	36-0	162/4.5	7-23	.304	4-14	.286	8-11	.727	2	17	19	0.5	16	0.4	10	5

SEASON HIGHS

POINTS: --
FIELD GOALS: --
FG ATTEMPTS: --
3-POINT FGS: --
3-POINT FGAS: --
FREE THROWS: --
FT ATTEMPTS: --
REBOUNDS: --
ASSISTS: --
BLOCKS: --
STEALS: --
MINUTES: --

CAREER HIGHS

POINTS: 9 vs. McNeese State (11/13/19)
FIELD GOALS: 3 vs. McNeese State (11/13/19)
FG ATTEMPTS: 6 vs. McNeese State (11/13/19)
3-POINT FGS: 1 (4x) MR at Purdue (1/24/20)
3-POINT FGAS: 3 vs. McNeese State (11/13/19)
FREE THROWS: 4 vs. Green Bay (12/23/17)
FT ATTEMPTS: 6 vs. Green Bay (12/23/17)
REBOUNDS: 6 vs. Green Bay (12/23/17)
ASSISTS: 2 vs. McNeese State (11/13/19)
BLOCKS: --
STEALS: 3 vs. UMass Lowell (12/30/17)
MINUTES: 24 vs. McNeese State (11/13/19)

4 | CARTER HIGGINBOTTOM

Sophomore | Guard | 6-0 | 188
Chicago, Ill. | St. Ignatius High School

GAME-BY-GAME STATISTICS

Opponent	Date	gs	min	Total		3-Pointers		Free throws		Rebounds				pf	a	t/o	blk	stl	pts	avg
				fg-fga	pct	3fg-fga	pct	ft-fa	pct	off	def	tot	avg							
ARK.-PINE BLUFF	11/27/20	2		0-1	.000	0-0	.000	0-0	.000	0	0	0	0.0	0	0	1	0	0	0	0.0
GREEN BAY	12/01/20	2		0-1	.000	0-0	.000	0-0	.000	0	0	0	0.0	0	1	0	0	0	0	0.0
Totals		0	4	0-2	.000	0-0	.000	0-0	.000	0	0	0	0.0	0	1	1	0	0	0	0.0

Games played: 2
Minutes/game: 2.0
FG Pct: 0.0
Assists/game: 0.5
Turnovers/game: 0.5
Assist/turnover ratio: 1.0

CAREER STATISTICS

Season	gp-gs	min/avg	Total		3-Point		F-Throws		Rebounds				Scoring			
			fg-fga	pct	fg-fga	pct	ft-fa	pct	off	def	tot	avg	pts	avg	pf	fo
2019-20	9-0	9/1.0	0-1	.000	0-0	.000	0-0	.000	0	1	1	0.1	0	0.0	0	1
2020-21	2-0	4/2.0	0-2	.000	0-0	.000	0-0	.000	0	0	0	0.0	0	0.0	0	1
TOTAL	11-0	13/1.2	0-3	.000	0-0	.000	0-0	.000	0	1	1	0.1	0	0.0	0	2

SEASON HIGHS

POINTS: --
FIELD GOALS: --
FG ATTEMPTS: 1 vs. Green Bay (12/1/20)
3-POINT FGS: --
3-POINT FGAS: --
FREE THROWS: --
FT ATTEMPTS: --
REBOUNDS: --
ASSISTS: 1 vs. Green Bay (12/1/20)
BLOCKS: --
STEALS: --
MINUTES: 2 (2x) MR vs. Green Bay (12/1/20)

CAREER HIGHS

POINTS: --
FIELD GOALS: --
FG ATTEMPTS: 1 (3x) MR vs. Green Bay (12/1/20)
3-POINT FGS: --
3-POINT FGAS: --
FREE THROWS: --
FT ATTEMPTS: --
REBOUNDS: 1 vs. Milwaukee (12/21/19)
ASSISTS: --
BLOCKS: --
STEALS: --
MINUTES: 2 (2x) MR vs. Green Bay (12/1/20)

Individual Game by Game

13 | JUSTIN TAPHORN

Freshman | Guard | 6-5 | 198
Pekin, Ill. | Pekin

GAME-BY-GAME STATISTICS

Opponent	Date	gs	min	Total		3-Pointers		Free throws		Rebounds				pf	a	t/o	blk	stl	pts	avg
				fg-fga	pct	3fg-fga	pct	ft-fa	pct	off	def	tot	avg							
ARK.-PINE BLUFF	11/27/20	2		0-0	.000	0-0	.000	0-0	.000	0	0	0	0.0	0	0	0	0	0	0	0.0
GREEN BAY	12/01/20	2		0-1	.000	0-1	.000	0-0	.000	0	0	0	0.0	0	0	0	0	0	0	0.0
Totals		0	4	0-1	.000	0-1	.000	0-0	.000	0	0	0	0.0	0	0	0	0	0	0	0.0

Games played: 2
Minutes/game: 2.0
FG Pct: 0.0
3FG Pct: 0.0

CAREER STATISTICS

Season	gp-gs	min/avg	Total		3-Point		F-Throws		Rebounds				pf	fo	ast	to	blk	stl	Scoring	
			fg-fga	pct	fg-fga	pct	ft-fa	pct	off	def	tot	avg							pts	avg
2020-21	2-0	4/2.0	0-1	.000	0-1	.000	0-0	.000	0	0	0	0.0	0	0	0	0	0	0	0	0.0
TOTAL	2-0	4/2.0	0-1	.000	0-1	.000	0-0	.000	0	0	0	0.0	0	0	0	0	0	0	0	0.0

SEASON HIGHS

POINTS: --
FIELD GOALS: --
FG ATTEMPTS: 1 vs. Green Bay (12/1/20)
3-POINT FGS: --
3-POINT FGAS: 1 vs. Green Bay (12/1/20)
FREE THROWS: --
FT ATTEMPTS: --
REBOUNDS: --
ASSISTS: --
BLOCKS: --
STEALS: --
MINUTES: 2 (2x) MR vs. Green Bay (12/1/20)

CAREER HIGHS

POINTS: --
FIELD GOALS: --
FG ATTEMPTS: 1 vs. Green Bay (12/1/20)
3-POINT FGS: --
3-POINT FGAS: 1 vs. Green Bay (12/1/20)
FREE THROWS: --
FT ATTEMPTS: --
REBOUNDS: --
ASSISTS: --
BLOCKS: --
STEALS: --
MINUTES: 2 (2x) MR vs. Green Bay (12/1/20)

14 | CARTER GILMORE

Freshman | Forward | 6-7 | 215
Hartland, Wis. | Arrowhead

GAME-BY-GAME STATISTICS

Opponent	Date	gs	min	Total		3-Pointers		Free throws		Rebounds				pf	a	t/o	blk	stl	pts	avg
				fg-fga	pct	3fg-fga	pct	ft-fa	pct	off	def	tot	avg							
EASTERN ILLINOIS	11/25/20	2		0-1	.000	0-1	.000	0-0	.000	0	0	0	0.0	1	0	0	0	0	0	0.0
ARK.-PINE BLUFF	11/27/20	3		0-1	.000	0-1	.000	0-0	.000	0	2	2	1.0	0	0	0	0	0	0	0.0
GREEN BAY	12/01/20	4		1-1	1.000	0-0	.000	0-0	.000	0	0	0	0.7	0	0	0	0	0	2	0.7
Totals		0	9	1-3	.333	0-2	.000	0-0	.000	0	2	2	0.7	1	0	0	0	0	2	0.7

Games played: 3
Minutes/game: 3.0
Points/game: 0.7
FG Pct: 33.3
3FG Pct: 0.0

Rebounds/game: 0.7

CAREER STATISTICS

Season	gp-gs	min/avg	Total		3-Point		F-Throws		Rebounds				pf	fo	ast	to	blk	stl	Scoring	
			fg-fga	pct	fg-fga	pct	ft-fa	pct	off	def	tot	avg							pts	avg
2020-21	3-0	9/3.0	1-3	.333	0-2	.000	0-0	.000	0	2	2	0.7	1	0	0	0	0	0	2	0.7
TOTAL	3-0	9/3.0	1-3	.333	0-2	.000	0-0	.000	0	2	2	0.7	1	0	0	0	0	0	2	0.7

SEASON HIGHS

POINTS: 2 vs. Green Bay (12/1/20)
FIELD GOALS: 1 vs. Green Bay (12/1/20)
FG ATTEMPTS: 1 (2x) MR vs. Green Bay (12/1/20)
3-POINT FGS: --
3-POINT FGAS: 1 vs. Ark-Pine Bluff (11/27/20)
FREE THROWS: --
FT ATTEMPTS: --
REBOUNDS: 2 vs. Ark-Pine Bluff (11/27/20)
ASSISTS: --
BLOCKS: --
STEALS: --
MINUTES: 3 (2x) MR vs. Green Bay (12/1/20)

CAREER HIGHS

POINTS: 2 vs. Green Bay (12/1/20)
FIELD GOALS: 1 vs. Green Bay (12/1/20)
FG ATTEMPTS: 1 (2x) MR vs. Green Bay (12/1/20)
3-POINT FGS: --
3-POINT FGAS: 1 vs. Ark-Pine Bluff (11/27/20)
FREE THROWS: --
FT ATTEMPTS: --
REBOUNDS: 2 vs. Ark-Pine Bluff (11/27/20)
ASSISTS: --
BLOCKS: --
STEALS: --
MINUTES: 3 (2x) MR vs. Green Bay (12/1/20)

22 | STEVEN CROWL

Freshman | Forward | 7-0 | 217
Eagan, Minn. | Eastview

GAME-BY-GAME STATISTICS

Opponent	Date	gs	min	Total		3-Pointers		Free throws		Rebounds				pf	a	t/o	blk	stl	pts	avg
				fg-fga	pct	3fg-fga	pct	ft-fa	pct	off	def	tot	avg							
EASTERN ILLINOIS	11/25/20	5	1-2	500	0-0	.000	0-0	.000	1	0	1	1.0	1	0	1	0	0	0	2	2.0
ARK.-PINE BLUFF	11/27/20	11	1-1	1,000	0-0	.000	0-0	.000	0	1	1	1.0	4	1	1	1	0	0	2	2.0
GREEN BAY	12/01/20	7	1-2	500	0-1	.000	0-0	.000	0	0	0	0.7	2	0	0	0	0	0	2	2.0
Totals		0	23	3-5	.600	0-1	.000	0-0	.000	1	1	2	0.7	7	1	2	1	0	6	2.0

Games played: 3
Minutes/game: 7.7
Points/game: 2.0
FG Pct: 60.0
3FG Pct: 0.0

Rebounds/game: 0.7
Assists/game: 0.3
Turnovers/game: 0.7
Assist/turnover ratio: 0.5
Blocks/game: 0.3

CAREER STATISTICS

Season	gp-gs	min/avg	Total		3-Point		F-Throws		Rebounds				pf	fo	ast	to	blk	stl	Scoring	
			fg-fga	pct	fg-fga	pct	ft-fa	pct	off	def	tot	avg							pts	avg
2020-21	3-0	21/7.0	3-5	.600	0-1	.000	0-0	.000	1	1	2	0.7	7	0	1	2	1	0	6	2.0
TOTAL	3-0	21/7.0	3-5	.600	0-1	.000	0-0	.000	1	1	2	0.7	7	0	1	2	1	0	6	2.0

SEASON HIGHS

POINTS: 2 (3x) MR vs. Green Bay (12/1/20)
FIELD GOALS: 1 (3x) MR vs. Green Bay (12/1/20)
FG ATTEMPTS: 2 (2x) MR vs. Green Bay (12/1/20)
3-POINT FGS: --
3-POINT FGAS: 1 vs. Green Bay (12/1/20)
FREE THROWS: --
FT ATTEMPTS: --
REBOUNDS: 1 (2x) MR vs. UAPB (11/27/20)
ASSISTS: 1 vs. Ark.-Pine Bluff (11/27/20)
BLOCKS: 1 vs. Ark.-Pine Bluff (11/27/20)
STEALS: --
MINUTES: 11 vs. Ark.-Pine Bluff (11/27/20)

CAREER HIGHS

POINTS: 2 (3x) MR vs. Green Bay (12/1/20)
FIELD GOALS: 1 (3x) MR vs. Green Bay (12/1/20)
FG ATTEMPTS: 2 (2x) MR vs. Green Bay (12/1/20)
3-POINT FGS: --
3-POINT FGAS: 1 vs. Green Bay (12/1/20)
FREE THROWS: --
FT ATTEMPTS: --
REBOUNDS: 1 (2x) MR vs. UAPB (11/27/20)
ASSISTS: 1 vs. Ark.-Pine Bluff (11/27/20)
BLOCKS: 1 vs. Ark.-Pine Bluff (11/27/20)
STEALS: --
MINUTES: 11 vs. Ark.-Pine Bluff (11/27/20)

24 | JORDAN DAVIS

Freshman | Guard | 6-4 | 202
La Crosse, Wis. | La Crosse Central

GAME-BY-GAME STATISTICS

Opponent	Date	gs	min	Total		3-Pointers		Free throws		Rebounds				pf	a	t/o	blk	stl	pts	avg
				fg-fga	pct	3fg-fga	pct	ft-fa	pct	off	def	tot	avg							
ARK.-PINE BLUFF	11/27/20	3	0-0	.000	0-0	.000	0-0	.000	0	0	0	0.0	0	0	0	0	0	0	0	0.0
GREEN BAY	12/01/20	2	1-1	1,000	1-1	1,000	0-0	.000	0	0	0	0.0	0	0	0	0	0	0	3	1.5
Totals		0	5	1-1	1,000	1-1	1,000	0-0	.000	0	0	0	0.0	0	0	0	0	0	3	1.5

Games played: 2
Minutes/game: 2.5
Points/game: 1.5
FG Pct: 100.0
3FG Pct: 100.0

CAREER STATISTICS

Season	gp-gs	min/avg	Total		3-Point		F-Throws		Rebounds				pf	fo	ast	to	blk	stl	Scoring	
			fg-fga	pct	fg-fga	pct	ft-fa	pct	off	def	tot	avg							pts	avg
2020-21	2-0	5/2.5	1-1	1,000	1-1	1,000	0-0	.000	0	0	0	0.0	0	0	0	0	0	0	3	1.5
TOTAL	2-0	5/2.5	1-1	1,000	1-1	1,000	0-0	.000	0	0	0	0.0	0	0	0	0	0	0	3	1.5

SEASON HIGHS

POINTS: 3 vs. Green Bay (12/1/20)
FIELD GOALS: 1 vs. Green Bay (12/1/20)
FG ATTEMPTS: 1 vs. Green Bay (12/1/20)
3-POINT FGS: 1 vs. Green Bay (12/1/20)
3-POINT FGAS: 1 vs. Green Bay (12/1/20)
FREE THROWS: --
FT ATTEMPTS: --
REBOUNDS: --
ASSISTS: --
BLOCKS: --
STEALS: --
MINUTES: 3 vs. Ark.-Pine Bluff (11/27/20)

CAREER HIGHS

POINTS: 3 vs. Green Bay (12/1/20)
FIELD GOALS: 1 vs. Green Bay (12/1/20)
FG ATTEMPTS: 1 vs. Green Bay (12/1/20)
3-POINT FGS: 1 vs. Green Bay (12/1/20)
3-POINT FGAS: 1 vs. Green Bay (12/1/20)
FREE THROWS: --
FT ATTEMPTS: --
REBOUNDS: --
ASSISTS: --
BLOCKS: --
STEALS: --
MINUTES: 3 vs. Ark.-Pine Bluff (11/27/20)

Individual Game by Game

32 | JOE HEDSTROM

Sophomore | Center | 7-0 | 247
Hopkins, Minn. | Hopkins

GAME-BY-GAME STATISTICS

Opponent	Date	gs	min	Total		3-Pointers		Free throws		Rebounds				pf	a	t/o	blk	stl	pts	avg
				fg-fga	pct	3fg-fga	pct	ft-fa	pct	off	def	tot	avg							
EASTERN ILLINOIS	11/25/20	2		0-0	.000	0-0	.000	0-0	.000	0	0	0	0.0	0	0	0	0	0	0	0.0
ARK.-PINE BLUFF	11/27/20	3		0-1	.000	0-0	.000	1-2	.500	0	0	0	0.0	1	0	0	0	0	1	0.5
GREEN BAY	12/01/20	2		0-0	.000	0-0	.000	0-0	.000	1	0	1	0.3	1	0	0	0	0	0	0.3
Totals		0	7	0-1	.000	0-0	.000	1-2	.500	1	0	1	0.3	2	0	0	0	0	1	0.3

Games played: 3Rebounds/game: 0.3

Minutes/game: 2.3

Points/game: 0.3

FG Pct: 0.0

FT Pct: 50.0

CAREER STATISTICS

Season	gp-gs	min/avg	Total		3-Point		F-Throws		Rebounds				pf	fo	ast	to	blk	stl	Scoring	
			fg-fga	pct	fg-fga	pct	ft-fa	pct	off	def	tot	avg							pts	avg
2019-20	6-0	14/2.3	1-2	.500	0-0	.000	0-0	.000	1	1	2	0.3	3	0	0	1	0	0	2	0.3
2020-21	3-0	7/2.3	0-1	.000	0-0	.000	1-2	.500	1	0	1	0.3	2	0	0	0	0	0	1	0.3
TOTAL	9-0	21/2.3	1-3	.333	0-0	.000	1-2	.500	2	1	3	0.3	5	0	0	1	0	0	3	0.3

SEASON HIGHS

POINTS: --
FIELD GOALS: --
FG ATTEMPTS: 1 vs. Ark.-Pine Bluff (11/27/20)
3-POINT FGS: --
3-POINT FGAS: --
FREE THROWS: 1 vs. Ark.-Pine Bluff (11/27/20)
FT ATTEMPTS: 2 vs. Ark.-Pine Bluff (11/27/20)
REBOUNDS: 1 vs. Ark.-Pine Bluff (11/27/20)
ASSISTS: --
BLOCKS: --
STEALS: --
MINUTES: 3 vs. Ark.-Pine Bluff (11/27/20)

CAREER HIGHS

POINTS: --
FIELD GOALS: --
FG ATTEMPTS: 1 (2x) MR vs. UAPB (11/27/20)
3-POINT FGS: --
3-POINT FGAS: --
FREE THROWS: 1 vs. Ark.-Pine Bluff (11/27/20)
FT ATTEMPTS: 2 vs. Ark.-Pine Bluff (11/27/20)
REBOUNDS: 1 (2x) MR vs. UAPB (11/27/20)
ASSISTS: --
BLOCKS: --
STEALS: --
MINUTES: 3 vs. Ark.-Pine Bluff (11/27/20)

INDIVIDUAL CAREER STATISTICS

Updated Through December 15, 2020

Anderson, Trevor

Season	gp-gs	min/avg	Total		3-Point		F-Throws		Rebounds										Scoring	
			fg-fga	pct	fg-fga	pct	ft-fa	pct	off	def	tot	avg	pf	fo	ast	to	blk	stl	pts	avg
2016-17*	20-20	570/28.5	58-145	.400	35-93	.376	45-56	.804	11	46	57	2.9	32	0	53	37	1	15	196	9.8
2018-19	8-0	55/6.9	6-10	.600	1-1	1.000	0-0	.000	1	8	9	1.1	3	0	3	1	0	0	13	1.6
2019-20	31-0	379/12.2	19-49	.388	7-25	.280	11-14	.786	7	34	41	1.3	18	0	38	17	1	4	56	1.8
2020-21	6-0	83/13.8	8-11	.727	2-3	.667	3-6	.500	2	10	12	2.0	6	0	10	5	0	3	21	3.5
TOTAL	45-0	517/11.5	33-70	.471	10-29	.345	14-20	.700	10	52	62	1.4	27	0	51	23	1	7	90	2.0
All*	65-20	1087/16.7	91-215	.423	45-122	.369	59-76	.776	21	98	119	1.8	59	0	104	60	2	22	286	4.4

* Statistics from prior team/school

Carlson, Ben

Season	gp-gs	min/avg	Total		3-Point		F-Throws		Rebounds										Scoring	
			fg-fga	pct	fg-fga	pct	ft-fa	pct	off	def	tot	avg	pf	fo	ast	to	blk	stl	pts	avg
2020-21	6-0	63/10.5	6-11	.545	1-3	.333	7-8	.875	1	5	6	1.0	10	0	4	1	3	1	20	3.3
TOTAL	6-0	63/10.5	6-11	.545	1-3	.333	7-8	.875	1	5	6	1.0	10	0	4	1	3	1	20	3.3

Crowl, Steven

Season	gp-gs	min/avg	Total		3-Point		F-Throws		Rebounds										Scoring	
			fg-fga	pct	fg-fga	pct	ft-fa	pct	off	def	tot	avg	pf	fo	ast	to	blk	stl	pts	avg
2020-21	3-0	21/7.0	3-5	.600	0-1	.000	0-0	.000	1	1	2	0.7	7	0	1	2	1	0	6	2.0
TOTAL	3-0	21/7.0	3-5	.600	0-1	.000	0-0	.000	1	1	2	0.7	7	0	1	2	1	0	6	2.0

Jonathan Davis

Season	gp-gs	min/avg	Total		3-Point		F-Throws		Rebounds										Scoring	
			fg-fga	pct	fg-fga	pct	ft-fa	pct	off	def	tot	avg	pf	fo	ast	to	blk	stl	pts	avg
2020-21	6-0	128/21.3	19-43	.442	2-6	.333	9-12	.750	10	19	29	4.8	8	0	7	3	5	3	49	8.2
TOTAL	6-0	128/21.3	19-43	.442	2-6	.333	9-12	.750	10	19	29	4.8	8	0	7	3	5	3	49	8.2

Davis, Jordan

Season	gp-gs	min/avg	Total		3-Point		F-Throws		Rebounds										Scoring	
			fg-fga	pct	fg-fga	pct	ft-fa	pct	off	def	tot	avg	pf	fo	ast	to	blk	stl	pts	avg
2020-21	2-0	5/2.5	1-1	1.000	1-1	1.000	0-0	.000	0	0	0	0.0	0	0	0	0	0	0	3	1.5
TOTAL	2-0	5/2.5	1-1	1.000	1-1	1.000	0-0	.000	0	0	0	0.0	0	0	0	0	0	0	3	1.5

Davison, Brad

Season	gp-gs	min/avg	Total		3-Point		F-Throws		Rebounds										Scoring	
			fg-fga	pct	fg-fga	pct	ft-fa	pct	off	def	tot	avg	pf	fo	ast	to	blk	stl	pts	avg
2017-18	33-29	1028/31.2	124-306	.405	60-169	.355	90-110	.818	10	66	76	2.3	109	3	83	59	1	40	398	12.1
2018-19	34-34	1096/32.2	115-299	.385	52-149	.349	76-94	.809	10	101	111	3.3	79	2	62	34	2	36	358	10.5
2019-20	30-30	926/30.9	92-233	.395	47-131	.359	65-77	.844	16	113	129	4.3	73	1	56	27	0	23	296	9.9
2020-21	6-6	154/25.7	15-39	.385	10-23	.435	25-28	.893	1	16	17	2.8	11	1	9	3	0	6	65	10.8
TOTAL	103-99	3204/31.1	346-877	.395	169-472	.358	256-309	.828	37	296	333	3.2	272	7	210	123	3	105	1117	10.8

Aleem Ford

Season	gp-gs	min/avg	Total		3-Point		F-Throws		Rebounds										Scoring	
			fg-fga	pct	fg-fga	pct	ft-fa	pct	off	def	tot	avg	pf	fo	ast	to	blk	stl	pts	avg
2017-18	33-20	805/24.4	60-150	.400	45-110	.409	27-33	.818	20	71	91	2.8	64	1	30	25	6	11	192	5.8
2018-19	31-0	429/13.8	35-103	.340	23-80	.288	4-4	1.000	11	48	59	1.9	44	0	11	16	4	8	97	3.1
2019-20	31-31	777/25.1	96-222	.432	41-120	.342	34-49	.694	38	99	137	4.4	61	2	33	31	12	15	267	8.6
2020-21	6-6	143/23.8	17-44	.386	8-24	.333	6-9	.667	5	17	22	3.7	11	0	7	6	4	2	48	8.0
TOTAL	101-57	2154/21.3	208-519	.401	117-334	.350	71-95	.747	74	235	309	3.1	180	3	81	78	26	36	604	6.0

INDIVIDUAL CAREER STATISTICS

Updated Through December 15, 2020

Gilmore, Carter

Season	gp-gs	min/avg	Total		3-Point		F-Throws		Rebounds				pf	fo	ast	to	blk	stl	Scoring	
			fg-fga	pct	fg-fga	pct	ft-fa	pct	off	def	tot	avg							pts	avg
2020-21	3-0	9/3.0	1-3	.333	0-2	.000	0-0	.000	0	2	2	0.7	1	0	0	0	0	0	2	0.7
TOTAL	3-0	9/3.0	1-3	.333	0-2	.000	0-0	.000	0	2	2	0.7	1	0	0	0	0	0	2	0.7

Hedstrom, Joe

Season	gp-gs	min/avg	Total		3-Point		F-Throws		Rebounds				pf	fo	ast	to	blk	stl	Scoring	
			fg-fga	pct	fg-fga	pct	ft-fa	pct	off	def	tot	avg							pts	avg
2019-20	6-0	14/2.3	1-2	.500	0-0	.000	0-0	.000	1	1	2	0.3	3	0	0	1	0	0	2	0.3
2020-21	3-0	7/2.3	0-1	.000	0-0	.000	1-2	.500	1	0	1	0.3	2	0	0	0	0	0	1	0.3
TOTAL	9-0	21/2.3	1-3	.333	0-0	.000	1-2	.500	2	1	3	0.3	5	0	0	1	0	0	3	0.3

Carter Higginbottom

Season	gp-gs	min/avg	Total		3-Point		F-Throws		Rebounds				pf	fo	ast	to	blk	stl	Scoring	
			fg-fga	pct	fg-fga	pct	ft-fa	pct	off	def	tot	avg							pts	avg
2019-20	9-0	9/1.0	0-1	.000	0-0	.000	0-0	.000	0	1	1	0.1	0	0	0	1	0	0	0	0.0
2020-21	2-0	4/2.0	0-2	.000	0-0	.000	0-0	.000	0	0	0	0.0	0	0	1	1	0	0	0	0.0
TOTAL	11-0	13/1.2	0-3	.000	0-0	.000	0-0	.000	0	1	1	0.1	0	0	1	2	0	0	0	0.0

McGrory, Walt

Season	gp-gs	min/avg	Total		3-Point		F-Throws		Rebounds				pf	fo	ast	to	blk	stl	Scoring	
			fg-fga	pct	fg-fga	pct	ft-fa	pct	off	def	tot	avg							pts	avg
2017-18	9-0	72/8.0	0-5	.000	0-3	.000	5-7	.714	0	8	8	0.9	5	0	4	7	0	4	5	0.6
2018-19	13-0	31/2.4	2-5	.400	2-4	.500	0-0	.000	0	2	2	0.2	2	0	1	2	0	0	6	0.5
2019-20	14-0	59/4.2	5-13	.385	2-7	.286	3-4	.750	2	7	9	0.6	9	0	5	1	0	1	15	1.1
TOTAL	36-0	162/4.5	7-23	.304	4-14	.286	8-11	.727	2	17	19	0.5	16	0	10	10	0	5	26	0.7

Potter, Micah

Season	gp-gs	min/avg	Total		3-Point		F-Throws		Rebounds				pf	fo	ast	to	blk	stl	Scoring	
			fg-fga	pct	fg-fga	pct	ft-fa	pct	off	def	tot	avg							pts	avg
2019-20	21-3	374/17.8	76-144	.528	23-51	.451	37-43	.860	33	98	131	6.2	36	0	8	33	21	8	212	10.1
2020-21	6-6	137/22.8	25-46	.543	7-15	.467	20-25	.800	12	28	40	6.7	12	0	10	10	1	3	77	12.8
TOTAL	27-9	511/18.9	101-190	.532	30-66	.455	57-68	.838	45	126	171	6.3	48	0	18	43	22	11	289	10.7

Reuvers, Nate

Season	gp-gs	min/avg	Total		3-Point		F-Throws		Rebounds				pf	fo	ast	to	blk	stl	Scoring	
			fg-fga	pct	fg-fga	pct	ft-fa	pct	off	def	tot	avg							pts	avg
2017-18	28-15	466/16.6	58-152	.382	12-47	.255	20-24	.833	19	36	55	2.0	67	0	22	29	26	7	148	5.3
2018-19	34-34	779/22.9	105-234	.449	32-84	.381	26-41	.634	42	91	133	3.9	81	1	34	32	60	10	268	7.9
2019-20	31-31	811/26.2	147-328	.448	30-89	.337	81-103	.786	34	106	140	4.5	97	2	18	46	58	15	405	13.1
2020-21	6-6	139/23.2	25-54	.463	8-15	.533	11-15	.733	6	20	26	4.3	21	0	4	6	13	2	69	11.5
TOTAL	99-86	2195/22.2	335-768	.436	82-235	.349	138-183	.754	101	253	354	3.6	266	3	78	113	157	34	890	9.0

Taphorn, Justin

Season	gp-gs	min/avg	Total		3-Point		F-Throws		Rebounds				pf	fo	ast	to	blk	stl	Scoring	
			fg-fga	pct	fg-fga	pct	ft-fa	pct	off	def	tot	avg							pts	avg
2020-21	2-0	4/2.0	0-1	.000	0-1	.000	0-0	.000	0	0	0	0.0	0	0	0	0	0	0	0	0.0
TOTAL	2-0	4/2.0	0-1	.000	0-1	.000	0-0	.000	0	0	0	0.0	0	0	0	0	0	0	0	0.0

INDIVIDUAL CAREER STATISTICS

Updated Through December 15, 2020

D'Mitrik Trice

Season	gp-gs	min/avg	Total		3-Point		F-Throws		Rebounds				pf	fo	ast	to	blk	stl	Scoring	
			fg-fga	pct	fg-fga	pct	ft-fa	pct	off	def	tot	avg							pts	avg
2016-17	37-2	677/18.3	70-184	.380	38-91	.418	30-38	.789	7	62	69	1.9	51	0	63	37	3	20	208	5.6
2017-18	10-10	315/31.5	35-92	.380	12-40	.300	12-17	.706	2	18	20	2.0	13	0	23	13	1	6	94	9.4
2018-19	34-34	1107/32.6	133-346	.384	76-195	.390	51-68	.750	6	88	94	2.8	65	1	90	45	1	30	393	11.6
2019-20	31-31	997/32.2	104-274	.380	56-149	.376	41-55	.745	8	117	125	4.0	37	0	131	53	4	24	305	9.8
2020-21	6-6	170/28.3	24-58	.414	9-24	.375	15-21	.714	0	20	20	3.3	6	0	21	5	0	7	72	12.0
TOTAL	118-83	3266/27.7	366-954	.384	191-499	.383	149-199	.749	23	305	328	2.8	172	1	328	153	9	87	1072	9.1

Tyler Wahl

Season	gp-gs	min/avg	Total		3-Point		F-Throws		Rebounds				pf	fo	ast	to	blk	stl	Scoring	
			fg-fga	pct	fg-fga	pct	ft-fa	pct	off	def	tot	avg							pts	avg
2019-20	31-3	479/15.5	34-79	.430	6-28	.214	7-18	.389	34	48	82	2.6	64	0	32	33	5	20	81	2.6
2020-21	6-0	133/22.2	11-23	.478	2-8	.250	9-14	.643	5	25	30	5.0	14	0	8	5	9	6	33	5.5
TOTAL	37-3	612/16.5	45-102	.441	8-36	.222	16-32	.500	39	73	112	3.0	78	0	40	38	14	26	114	3.1

SEASON STATISTICS

Updated Through December 15, 2020

RECORD:	OVERALL	HOME	AWAY	NEUTRAL
ALL GAMES	5-1	5-0	0-1	0-0
CONFERENCE	0-0	0-0	0-0	0-0
NON-CONFERENCE	5-1	5-0	0-1	0-0

##	Player	gp-gs	min	avg	Total		3-Point		F-Throw		Rebounds				pf	dq	a	to	blk	stl	pts	avg
					fg-fga	fg%	3fg-fga	3fg%	ft-fa	ft%	off	def	tot	avg								
11	Potter, Micah	6-6	137	22.8	25-46	.543	7-15	.467	20-25	.800	12	28	40	6.7	12	0	10	10	1	3	77	12.8
00	D'Mitrik Trice	6-6	170	28.3	24-58	.414	9-24	.375	15-21	.714	0	20	20	3.3	6	0	21	5	0	7	72	12.0
35	Reuvers, Nate	6-6	139	23.2	25-54	.463	8-15	.533	11-15	.733	6	20	26	4.3	21	0	4	6	13	2	69	11.5
34	Davison, Brad	6-6	154	25.7	15-39	.385	10-23	.435	25-28	.893	1	16	17	2.8	11	1	9	3	0	6	65	10.8
01	Jonathan Davis	6-0	128	21.3	19-43	.442	2-6	.333	9-12	.750	10	19	29	4.8	8	0	7	3	5	3	49	8.2
02	Aleem Ford	6-6	143	23.8	17-44	.386	8-24	.333	6-9	.667	5	17	22	3.7	11	0	7	6	4	2	48	8.0
05	Tyler Wahl	6-0	133	22.2	11-23	.478	2-8	.250	9-14	.643	5	25	30	5.0	14	0	8	5	9	6	33	5.5
12	Anderson, Trevor	6-0	83	13.8	8-11	.727	2-3	.667	3-6	.500	2	10	12	2.0	6	0	10	5	0	3	21	3.5
20	Carlson, Ben	6-0	63	10.5	6-11	.545	1-3	.333	7-8	.875	1	5	6	1.0	10	0	4	1	3	1	20	3.3
22	Crowl, Steven	3-0	21	7.0	3-5	.600	0-1	.000	0-0	.000	1	1	2	0.7	7	0	1	2	1	0	6	2.0
24	Davis, Jordan	2-0	5	2.5	1-1	1.000	1-1	1.000	0-0	.000	0	0	0	0.0	0	0	0	0	0	0	3	1.5
14	Gilmore, Carter	3-0	9	3.0	1-3	.333	0-2	.000	0-0	.000	0	2	2	0.7	1	0	0	0	0	0	2	0.7
32	Hedstrom, Joe	3-0	7	2.3	0-1	.000	0-0	.000	1-2	.500	1	0	1	0.3	2	0	0	0	0	0	1	0.3
13	Taphorn, Justin	2-0	4	2.0	0-1	.000	0-1	.000	0-0	.000	0	0	0	0.0	0	0	0	0	0	0	0	0.0
04	Carter Higginbottom	2-0	4	2.0	0-2	.000	0-0	.000	0-0	.000	0	0	0	0.0	0	0	1	1	0	0	0	0.0
Team											6	5	11									
Total.....		6	1200		155-342	.453	50-126	.397	106-140	.757	50	168	218	36.3	109	1	82	47	36	33	466	77.7
Opponents.....		6	1200		121-330	.367	32-103	.311	85-119	.714	49	151	200	33.3	116	4	49	75	17	25	359	59.8

TEAM STATISTICS

	WIS	OPP
SCORING	466	359
Points per game	77.7	59.8
Scoring margin	+17.8	-
FIELD GOALS-ATT	155-342	121-330
Field goal pct	.453	.367
3 POINT FG-ATT	50-126	32-103
3-point FG pct	.397	.311
3-pt FG made per game	8.3	5.3
FREE THROWS-ATT	106-140	85-119
Free throw pct	.757	.714
F-Throws made per game	17.7	14.2
REBOUNDS	218	200
Rebounds per game	36.3	33.3
Rebounding margin	+3.0	-
ASSISTS	82	49
Assists per game	13.7	8.2
TURNOVERS	47	75
Turnovers per game	7.8	12.5
Turnover margin	+4.7	-
Assist/turnover ratio	1.7	0.7
STEALS	33	25
Steals per game	5.5	4.2
BLOCKS	36	17
Blocks per game	6.0	2.8
ATTENDANCE	0	0
Home games-Avg/Game	5-0	1-0
Neutral site-Avg/Game	-	0-0

Date	Opponent		Score	Att.
11/25/20	EASTERN ILLINOIS	w	77-67	0
11/27/20	ARK.-PINE BLUFF	w	92-58	0
12/01/20	GREEN BAY	w	82-42	0
12/04/20	at Marquette	L	65-67	0
12/09/20	RHODE ISLAND	w	73-62	0
12/15/20	LOYOLA CHICAGO	w	77-63	0

* - Conference game

Score by Periods	1st	2nd	Totals
Wisconsin	224	242	466
Opponents	128	231	359

HOME STATISTICS

Updated Through December 15, 2020

RECORD:	OVERALL	HOME	AWAY	NEUTRAL
ALL GAMES	5-0	5-0	0-0	0-0
CONFERENCE	0-0	0-0	0-0	0-0
NON-CONFERENCE	5-0	5-0	0-0	0-0

##	Player	gp-gs	min	avg	Total		3-Point		F-Throw		Rebounds				pf	dq	a	to	blk	stl	pts	avg
					fg-fga	fg%	3fg-fga	3fg%	ft-fa	ft%	off	def	tot	avg								
11	Potter, Micah	5-5	115	23.0	22-40	.550	6-13	.462	18-23	.783	12	23	35	7.0	10	0	10	7	1	3	68	13.6
34	Davison, Brad	5-5	136	27.2	15-35	.429	10-20	.500	21-23	.913	1	15	16	3.2	6	0	6	2	0	5	61	12.2
35	Reuvers, Nate	5-5	114	22.8	21-44	.477	7-11	.636	9-13	.692	6	17	23	4.6	17	0	3	5	11	2	58	11.6
00	D'Mitrik Trice	5-5	138	27.6	18-44	.409	6-19	.316	13-19	.684	0	14	14	2.8	5	0	19	2	0	6	55	11.0
02	Aleem Ford	5-5	116	23.2	14-34	.412	6-17	.353	5-7	.714	3	14	17	3.4	9	0	5	6	3	1	39	7.8
01	Jonathan Davis	5-0	98	19.6	15-36	.417	2-5	.400	5-8	.625	6	17	23	4.6	6	0	7	3	5	2	37	7.4
05	Tyler Wahl	5-0	108	21.6	10-20	.500	2-7	.286	8-12	.667	4	24	28	5.6	11	0	7	4	8	5	30	6.0
12	Anderson, Trevor	5-0	72	14.4	8-10	.800	2-2	1.000	3-6	.500	0	10	10	2.0	5	0	8	4	0	3	21	4.2
20	Carlson, Ben	5-0	53	10.6	6-10	.600	1-3	.333	7-8	.875	0	5	5	1.0	8	0	4	1	3	1	20	4.0
22	Crowl, Steven	3-0	21	7.0	3-5	.600	0-1	.000	0-0	.000	1	1	2	0.7	7	0	1	2	1	0	6	2.0
24	Davis, Jordan	2-0	5	2.5	1-1	1.000	1-1	1.000	0-0	.000	0	0	0	0.0	0	0	0	0	0	0	3	1.5
14	Gilmore, Carter	3-0	9	3.0	1-3	.333	0-2	.000	0-0	.000	0	2	2	0.7	1	0	0	0	0	0	2	0.7
32	Hedstrom, Joe	3-0	7	2.3	0-1	.000	0-0	.000	1-2	.500	1	0	1	0.3	2	0	0	0	0	0	1	0.3
13	Taphorn, Justin	2-0	4	2.0	0-1	.000	0-1	.000	0-0	.000	0	0	0	0.0	0	0	0	0	0	0	0	0.0
04	Carter Higginbottom	2-0	4	2.0	0-2	.000	0-0	.000	0-0	.000	0	0	0	0.0	0	0	1	1	0	0	0	0.0
Team											3	3	6									
Total.....		5	1000		134-286	.469	43-102	.422	90-121	.744	37	145	182	36.4	87	0	71	37	32	28	401	80.2
Opponents.....		5	1000		100-281	.356	27-89	.303	65-91	.714	40	126	166	33.2	99	4	39	64	15	18	292	58.4

TEAM STATISTICS

	WIS	OPP
SCORING	401	292
Points per game	80.2	58.4
Scoring margin	+21.8	-
FIELD GOALS-ATT	134-286	100-281
Field goal pct	.469	.356
3 POINT FG-ATT	43-102	27-89
3-point FG pct	.422	.303
3-pt FG made per game	8.6	5.4
FREE THROWS-ATT	90-121	65-91
Free throw pct	.744	.714
F-Throws made per game	18.0	13.0
REBOUNDS	182	166
Rebounds per game	36.4	33.2
Rebounding margin	+3.2	-
ASSISTS	71	39
Assists per game	14.2	7.8
TURNOVERS	37	64
Turnovers per game	7.4	12.8
Turnover margin	+5.4	-
Assist/turnover ratio	1.9	0.6
STEALS	28	18
Steals per game	5.6	3.6
BLOCKS	32	15
Blocks per game	6.4	3.0
ATTENDANCE	0	0
Home games-Avg/Game	5-0	0-0
Neutral site-Avg/Game	-	0-0

Date Opponent

Date	Opponent	Score	Att.
11/25/20	EASTERN ILLINOIS	w 77-67	0
11/27/20	ARK.-PINE BLUFF	w 92-58	0
12/01/20	GREEN BAY	w 82-42	0
12/09/20	RHODE ISLAND	w 73-62	0
12/15/20	LOYOLA CHICAGO	w 77-63	0

* - Conference game

Score by Periods

	1st	2nd	Totals
Wisconsin	194	207	401
Opponents	93	199	292

AWAY STATISTICS

Updated Through December 4, 2020

RECORD:	OVERALL	HOME	AWAY	NEUTRAL
ALL GAMES	0-1	0-0	0-1	0-0
CONFERENCE	0-0	0-0	0-0	0-0
NON-CONFERENCE	0-1	0-0	0-1	0-0

##	Player	gp-gs	min	avg	Total		3-Point		F-Throw		Rebounds				pf	dq	a	to	blk	stl	pts	avg
					fg-fga	fg%	3fg-fga	3fg%	ft-fga	ft%	off	def	tot	avg								
00	D'Mitrik Trice	1-1	32	32.0	6-14	.429	3-5	.600	2-2	1.000	0	6	6	6.0	1	0	2	3	0	1	17	17.0
01	Jonathan Davis	1-0	30	30.0	4-7	.571	0-1	.000	4-4	1.000	4	2	6	6.0	2	0	0	0	0	1	12	12.0
35	Reuvers, Nate	1-1	25	25.0	4-10	.400	1-4	.250	2-2	1.000	0	3	3	3.0	4	0	1	1	2	0	11	11.0
02	Aleem Ford	1-1	27	27.0	3-10	.300	2-7	.286	1-2	.500	2	3	5	5.0	2	0	2	0	1	1	9	9.0
11	Potter, Micah	1-1	22	22.0	3-6	.500	1-2	.500	2-2	1.000	0	5	5	5.0	2	0	0	3	0	0	9	9.0
34	Davison, Brad	1-1	18	18.0	0-4	.000	0-3	.000	4-5	.800	0	1	1	1.0	5	1	3	1	0	1	4	4.0
05	Tyler Wahl	1-0	25	25.0	1-3	.333	0-1	.000	1-2	.500	1	1	2	2.0	3	0	1	1	1	1	3	3.0
20	Carlson, Ben	1-0	10	10.0	0-1	.000	0-0	.000	0-0	.000	1	0	1	1.0	2	0	0	0	0	0	0	0.0
12	Anderson, Trevor	1-0	11	11.0	0-1	.000	0-1	.000	0-0	.000	2	0	2	2.0	1	0	2	1	0	0	0	0.0
Team											3	2	5									
Total.....		1	200		21-56	.375	7-24	.292	16-19	.842	13	23	36	36.0	22	1	11	10	4	5	65	65.0
Opponents.....		1	200		21-49	.429	5-14	.357	20-28	.714	9	25	34	34.0	17	0	10	11	2	7	67	67.0

TEAM STATISTICS	WIS	OPP	Date	Opponent	Score	Att.
SCORING	65	67	12/04/20	at Marquette	L 65-67	0
Points per game	65.0	67.0				
Scoring margin	-2.0	-				
FIELD GOALS-ATT	21-56	21-49				
Field goal pct	.375	.429				
3 POINT FG-ATT	7-24	5-14				
3-point FG pct	.292	.357				
3-pt FG made per game	7.0	5.0				
FREE THROWS-ATT	16-19	20-28				
Free throw pct	.842	.714				
F-Throws made per game	16.0	20.0				
REBOUNDS	36	34				
Rebounds per game	36.0	34.0				
Rebounding margin	+2.0	-				
ASSISTS	11	10				
Assists per game	11.0	10.0				
TURNOVERS	10	11				
Turnovers per game	10.0	11.0				
Turnover margin	+1.0	-				
Assist/turnover ratio	1.1	0.9				
STEALS	5	7				
Steals per game	5.0	7.0				
BLOCKS	4	2				
Blocks per game	4.0	2.0				
ATTENDANCE	0	0				
Home games-Avg/Game	0-0	1-0				
Neutral site-Avg/Game	-	0-0				

Score by Periods	1st	2nd	Totals
Wisconsin	30	35	65
Opponents	35	32	67

* - Conference game

GAME-BY-GAME STATISTICS

Updated Through December 15, 2020

WISCONSIN

Opponent	Date	Score		Total		3-Pointers		Free throws		Rebounds				pf	a	t/o	blk	stl	pts	avg
				fg-fga	pct	3fg-fga	pct	ft-fta	pct	off	def	tot	avg							
EASTERN ILLINOIS	11/25/20	77-67	W	24-57	.421	7-23	.304	22-29	.759	8	29	37	37.0	15	16	7	10	6	77	77.0
ARK.-PINE BLUFF	11/27/20	92-58	W	31-59	.525	10-19	.526	20-27	.741	7	30	37	37.0	19	17	7	7	9	92	84.5
GREEN BAY	12/01/20	82-42	W	34-61	.557	9-20	.450	5-6	.833	9	36	45	39.7	15	18	10	7	4	82	83.7
at Marquette	12/04/20	65-67	L	21-56	.375	7-24	.292	16-19	.842	13	23	36	38.8	22	11	10	4	5	65	79.0
RHODE ISLAND	12/09/20	73-62	W	20-52	.385	7-22	.318	26-36	.722	7	24	31	37.2	22	9	9	5	5	73	77.8
LOYOLA CHICAGO	12/15/20	77-63	W	25-57	.439	10-18	.556	17-23	.739	6	26	32	36.3	16	11	4	3	4	77	77.7
Wisconsin		466		155-342	.453	50-126	.397	106-140	.757	50	168	218	36.3	109	82	47	36	33	466	77.7
Opponents		359		121-330	.367	32-103	.311	85-119	.714	49	151	200	33.3	116	49	75	17	25	359	59.8

Games played: 6
Points/game: 77.7
FG Pct: 45.3
3FG Pct: 39.7
FT Pct: 75.7

Rebounds/game: 36.3
Assists/game: 13.7
Turnovers/game: 7.8
Assist/turnover ratio: 1.7
Steals/game: 5.5
Blocks/game: 6.0

OPPONENT

Opponent	Date	Score		Total		3-Pointers		Free throws		Rebounds				pf	a	t/o	blk	stl	pts	avg
				fg-fga	pct	3fg-fga	pct	ft-fta	pct	off	def	tot	avg							
EASTERN ILLINOIS	11/25/20	77-67	W	23-66	.348	6-19	.316	15-15	1.000	13	27	40	40.0	20	8	11	4	4	67	67.0
ARK.-PINE BLUFF	11/27/20	92-58	W	18-53	.340	6-14	.429	16-21	.762	7	25	32	36.0	19	7	15	2	3	58	62.5
GREEN BAY	12/01/20	82-42	W	16-57	.281	3-17	.176	7-13	.538	7	18	25	32.3	10	5	10	2	3	42	55.7
at Marquette	12/04/20	65-67	L	21-49	.429	5-14	.357	20-28	.714	9	25	34	32.8	17	10	11	2	7	67	58.5
RHODE ISLAND	12/09/20	73-62	W	22-51	.431	3-13	.231	15-25	.600	6	28	34	33.0	26	4	14	5	5	62	59.2
LOYOLA CHICAGO	12/15/20	77-63	W	21-54	.389	9-26	.346	12-17	.706	7	28	35	33.3	24	15	14	2	3	63	59.8
Opponents		359		121-330	.367	32-103	.311	85-119	.714	49	151	200	33.3	116	49	75	17	25	359	59.8
Wisconsin		466		155-342	.453	50-126	.397	106-140	.757	50	168	218	36.3	109	82	47	36	33	466	77.7

Games played: 6
Points/game: 59.8
FG Pct: 36.7
3FG Pct: 31.1
FT Pct: 71.4

Rebounds/game: 33.3
Assists/game: 8.2
Turnovers/game: 12.5
Assist/turnover ratio: 0.7
Steals/game: 4.2
Blocks/game: 2.8

GAME 1: #7 WISCONSIN 77, EASTERN ILLINOIS 67

Nov. 25, 2020 • Madison, Wis. • Kohl Center



Official Basketball Box Score - Final
Eastern Ill. at Wisconsin
11/25/20 Kohl Center, Madison
2020-21 Men's Basketball

Game Time: 9:00 PM
Game Duration: 2:01

Officials: Mark Riggs, Dan Dorian, Bobby Day

Eastern Ill. - 67

Record: 0-1

NO. Name	Min	FG	3P	FT	Rebounds	Fouls	TP	AS	TO	ST	Blocks	+/
20 Sammy Friday IV	F 11:17	1-2	0-0	0-0	3 1 4	3 0	2	0	1	0	0	1 -8
35 George Dixon	F 24:07	3-9	0-0	2-2	5 5 10	3 4	8	0	1	0	1	1 -8
3 Mack Smith	G 30:49	1-10	1-9	0-0	0 2 2	4 0	3	0	2	1	1	1 -5
5 Junior Farquhar	G 23:33	1-6	1-2	6-6	1 2 3	3 4	9	2	1	0	0	2 -1
22 Josiah Wallace	G 31:01	9-16	1-1	3-3	0 4 4	0 4	22	3	2	0	1	2 -12
21 Madani Diarra	10:14	0-2	0-0	0-0	0 0 0	1 0	0	0	0	0	0	-14
2 Jordan Skipper-Brown	22:38	5-10	2-3	2-2	0 5 5	0 1	14	0	1	3	1	0 0
4 Marvin Johnson	20:25	2-5	0-0	2-2	1 1 2	3 2	6	3	1	0	0	1 2
1 Kashawn Charles	14:43	1-5	1-3	0-0	0 3 3	1 0	3	0	0	0	0	2 -5
11 Barlow Alleruzzo IV	10:13	0-1	0-1	0-0	0 2 2	2 0	0	0	1	0	0	0 1
Team					3 2 5	0	0	1	0	0	0	
Totals	23:66	6-19	15-15	13	27	40	20	15	67	8	11	4 10 -10

Technical Fouls: NONE

Shooting By Period	1st FG%	2nd FG%	3rd FG%	4th FG%	FT%
1st FG%	5.34	23.59			
3PT%	2.7	28.6%			
FT%	2-2	100%			
2nd FG%	15-32	46.9%			
3PT%	4-12	33.3%			
FT%	13-13	100%			
GM FG%	23-66	34.8%			
3PT%	6-19	31.6%			
FT%	15-15	100.0%			
Dead Ball Rebounds:	1, 2				

Wisconsin - 77

Record: 14-0

NO. Name	Min	FG	3P	FT	Rebounds	Fouls	TP	AS	TO	ST	Blocks	+/
2 Aleem Ford	F 18:02	0-4	0-2	1-2	1 2 3	1 1	1	2	1	0	1	1 -1
35 Nate Reuvers	F 29:47	6-10	2-3	4-5	2 7 9	2 6	18	1	0	1	5	1 19
11 Micah Potter	C 23:03	3-7	1-2	2-2	2 6 8	3 1	9	2	2	0	1	22
0 D'Mitrik Trice	G 29:18	2-6	1-4	6-8	0 2 2	1 5	11	5	0	3	0	0 20
34 Brad Davison	G 29:58	2-8	2-5	0-0	0 5 5	2 0	6	1	1	0	0	21
5 Tyler Wahl	18:18	2-6	0-3	5-6	0 0 0	1 4	9	0	0	1	2	11
12 Trevor Anderson	10:42	0-1	0-0	0-2	0 3 3	1 1	0	3	0	0	0	1 -10
20 Ben Carlsson	16:36	4-5	1-2	4-4	0 1 2	1 2	13	1	0	0	1	0 6
1 Jonathan Davis	15:22	4-7	0-1	0-0	1 1 2	1 0	8	1	2	1	1	0 -11
22 Steven Crowl	04:52	1-2	0-0	0-0	1 0 1	1 0	2	0	1	0	0	0 -9
14 Carter Gilmore	01:31	0-1	0-1	0-0	0 0 0	1 0	0	0	0	0	0	0 -9
32 Joe Hedstrom	01:31	0-0	0-0	0-0	0 0 0	0 0	0	0	0	0	0	0 -9
Team					1 1 2	0	0	0	0	0	0	
Totals	24:57	7-23	22-29	8	29	37	15	20	77	16	7	6 10 4 10

Technical Fouls: NONE

Biggest lead	EIU	UW
0 (1st 20:00)	27 (2nd 19:20)	
Best Scoring Run	9 (2nd 14:23)	12 (1st 6:01)
Lead Changes	0	
Times Tied	0	
Time with Lead	00:00	38:20

Points from Turnovers	EIU	UW
9	13	
Paint	24	32
Second Chance	16	6
Fast Breaks	7	7
Bench	23	32

NOTES: Wisconsin opened its 124th season of men's basketball and the 6th under head coach Greg Gard...UW's starting lineup featured 5 seniors for the first time since Feb. 27, 2001...UW tallied 10 blocks, its most since recording 12 vs. EIU in 2019...Ben Carlsson, Steven Crowl and Jonathan Davis combined to score 23 points, the most by a UW freshman class in an opener since 2010 when Josh Gasser, Ben Brust and Dujie Dukan combined for 25 points.

GAME 2: #7 WISCONSIN 92, ARKANSAS-PINE BLUFF 58

Nov. 27, 2020 • Madison, Wis. • Kohl Center



Official Basketball Box Score - Final
Ark.-Pine Bluff at Wisconsin
11/27/20 Kohl Center, Madison
2020-21 Men's Basketball

Game Time: 8:00 PM
Game Duration: 2:01

Officials: Rob Kueneman, Edwin Johnson, Chad Barlow

Ark.-Pine Bluff - 58

Record: 0-2

NO. Name	Min	FG	3P	FT	Rebounds	Fouls	TP	AS	TO	ST	Blocks	+/
3 Markedick Bell	F 25:54	2-11	1-2	4-4	2 3 5	5 3	9	1	3	0	1	1 -21
15 Alvin Stredic Jr.	F 28:57	1-4	0-0	1-2	1 2 3	5 2	3	0	0	0	0	1 -25
4 Joshuaun Johnson	G 26:25	5-9	1-1	2-2	1 6 7	0 1	13	4	0	1	0	3 -12
21 Shaun Doss Jr.	G 33:37	6-17	3-8	1-2	1 3 4	2 3	16	2	7	0	0	0 -25
23 Dequan Morris	G 23:07	2-4	0-0	6-7	1 5 6	2 6	10	2	2	0	0	0 -17
1 Jalen Lynn	11:30	1-3	1-1	0-0	0 0 0	2 2	3	0	1	0	1	0 -22
13 Robert Boyd	25:42	0-2	0-1	0-0	0 2 2	2 0	0	0	0	0	1	0 -27
0 Kshun Stokes	08:07	0-1	0-0	0-0	0 1 1	0 0	0	0	0	0	0	0 -11
30 Cameron Posey	03:21	0-0	0-0	0-0	0 0 0	0 0	0	0	0	1	0	0 -4
40 Nicholas Jones	08:54	1-2	0-0	2-4	0 0 0	0 0	1	2	4	0	1	0 -15
2 Travante Doolittle	02:18	0-0	0-0	0-0	0 0 0	0 0	0	0	0	0	0	0 5
4 George Ivory III	02:08	0-0	0-0	0-0	0 0 0	0 0	0	0	0	0	0	0 4
Team					1 3 4	0	0	0	0	0	0	
Totals	18:53	6-14	16-21	7	25	32	19	19	58	7	15	3 2 7 -34

Technical Fouls: NONE

Wisconsin - 92

Record: 2-0

NO. Name	Min	FG	3P	FT	Rebounds	Fouls	TP	AS	TO	ST	Blocks	+/
2 Aleem Ford	F 24:51	3-7	2-3	2-2	1 3 4	0 1	10	2	0	1	0	0 26
35 Nate Reuvers	F 21:01	5-7	0-0	4-6	2 0 2	4 4	14	1	1	1	0	0 29
11 Micah Potter	C 20:28	6-9	1-2	6-8	2 3 5	0 6	19	3	1	3	1	0 20
0 D'Mitrik Trice	G 19:00	6-9	3-6	0-0	0 3 3	0 0	15	3	0	0	0	0 20
34 Brad Davison	G 14:51	2-5	1-3	0-0	1 2 3	1 1	5	2	0	1	0	0 21
20 Ben Carlsson	16:03	0-1	0-0	3-4	0 2 2	2 4	3	2	1	0	1	1 17
1 Jonathan Davis	24:30	3-10	1-2	2-3	0 8 8	1 3	9	2	0	0	1	0 17
5 Tyler Wahl	17:40	2-3	1-1	0-0	0 1 1	1 0	5	0	0	1	2	1 9
12 Trevor Anderson	18:42	3-4	1-1	2-2	0 4 4	3 1	9	1	2	2	0	0 19
22 Steven Crowl	08:24	1-1	0-0	0-0	0 1 1	4 0	2	1	1	0	1	0 2
14 Carter Gilmore	03:18	0-1	0-0	0-0	0 2 2	0 0	0	0	0	0	0	0 0
24 Jordan Davis	03:18	0-0	0-0	0-0	0 0 0	0 0	0	0	0	0	0	0 0
32 Joe Hedstrom	03:18	0-1	0-0	1-2	0 0 0	0 0	1	1	1	0	0	0 0
4 Carter Higginbottom	02:18	0-1	0-0	0-0	0 0 0	0 0	0	0	1	0	0	0 -5
13 Justin Taphorn	02:18	0-0	0-0	0-0	0 0 0	0 0	0	0	0	0	0	0 -5
Team					1 1 2	0	0	0	0	0	0	
Totals	31:59	10-19	20-27	7	30	37	19	19	92	17	9	7 2 34

Technical Fouls: NONE

Biggest lead	APB	UW
0 (1st 20:00)	40 (2nd 7:08)	
Best Scoring Run	6 (2nd 0:31)	25 (1st 12:37)
Lead Changes	0	
Times Tied	0	
Time with Lead	00:00	39:39

Points from Turnovers	APB	UW
10	20	
Paint	18	38
Second Chance	6	6
Fast Breaks	12	13
Bench	7	29

NOTES: Wisconsin opened the game scoring the first 25 points of the night...UW held UAPB scoreless for the first 9:56...the Badgers had zero turnovers in the first half, marking the sixth time in school history where UW did not commit a TO in a half and the first since 2015...Jonathan Davis set career highs with 9 points, 8 rebounds and 2 assists in a career-high 25 minutes.

GAME 3: WISCONSIN 82, GREEN BAY 42

Dec. 1, 2020 • Madison, Wis. • Kohl Center



Official Basketball Box Score - Final
Green Bay at Wisconsin
12/01/20 Kohl Center, Madison
2020-21 Men's Basketball

Game Time: 4:08 PM
Game Duration: 1:48

Officials: Bo Boroski, Courtney Green, Chris Beaver

Green Bay - 42

Record: 0-2

NO. Name	Min	FG	3P	FT	Rebounds	Fouls	TP	AS	TO	ST	Blocks	+/
3 Japannah Kellogg III	F 27:36	2-6	0-0	0-0	1 2 3	2 3	4	0	2	0	0	0 -25
14 Paris Taylor	F 27:15	4-11	0-0	0-0	1 4 5	2 0	8	0	0	1	3	1 -13
0 Josh Jefferson	G 27:17	4-12	2-7	2-6	0 3 3	2 4	12	1	2	1	1	0 -25
1 Amari Davis	G 29:43	3-12	1-3	2-3	1 1 2	1 2	9	0	2	1	1	1 -33
2 PJ Pipes	G 37:18	2-12	0-5	2-2	0 5 5	1 5	6	2	1	1	0	2 -43
12 Cem Kiricman	13:49	0-2	0-1	0-0	0 0 0	0 0	0	0	1	0	0	0 -18
21 Terrance Thompson	02:32	1-1	0-0	0-0	1 0 1	0 0	2	0	0	0	0	0 -23
5 Lucas Siler	17:11	0-1	0-1	1-2	0 2 2	0 1	1	1	0	0	0	0 -12
11 Jacob Jones	02:42	0-0	0-0	0-0	0 0 0	0 0	0	0	2	0	0	0 3
10 Darnontae Taylor	03:51	0-0	0-0	0-0	0 0 0	0 0	0	0	0	0	0	0 -10
13 Ryan Claffin	01:23	0-0	0-0	0-0	0 0 0	0 0	0	0	0	0	0	0 0
15 Colin Schaefer	01:23	0-0	0-0	0-0	0 1 1	0 0	0	1	0	0	0	0 -1
Team					3 0 3	0	0	0	0	0	0	
Totals	16:57	3-17	7-13	7	18	25	10	15	42	5	10	3 2 7 -40

Technical Fouls: NONE

Wisconsin - 82

Record: 3-0

NO. Name	Min	FG	3P	FT	Rebounds	Fouls	TP	AS	TO	ST	Blocks	+/
2 Aleem Ford	F 22:32	5-9	2-5	1-1	0 3 3	2 2	13	0	3	0	1	0 16
35 Nate Reuvers	F 18:50	5-9	3-4	0-0	0 4 4	3 2	13	0	1	0	2	0 14
11 Micah Potter	C 23:32	0-8	0-1	2-3	3 5 8	1 3	14	2	2	0	0	0 25
0 D'Mitrik Trice	G 22:58	2-6	0-0	0-0	4 4 4	0 1	4	5	0	0	0	0 26
34 Brad Davison	G 22:54	3-6	2-2	2-2	0 3 3	1 2	10	1	0	1	0	0 24
20 Ben Carlsson	16:29	2-4	0-1	0-0	0 1 1	1 0	4	1	0	1	1	1 13</

GAME 5: #13 WISCONSIN 73, RHODE ISLAND 62

Dec. 9, 2020 • Madison, Wis. • Kohl Center



Official Basketball Box Score - Final
Rhode Island at Wisconsin
 12/09/20 Kohl Center, Madison
 2020-21 Men's Basketball

Game Time: 3:30 PM
 Game Duration: 2:27

Officials: Bo Borowski, Courtney Green, Kelly Pfeiffer

Rhode Island - 62

Record: 3-3

NO. Name	Min	FG M-A	3P M-A	FT M-A	Rebounds OR DR TOT	Fouls PF RD	TP AS TO	ST	Blocks BS BA	+/-
5 Antwan Walker	F 28:04	2-6	0-2	0-0	2 8 10	5 0	4 1 4	0 3 0	-10	
22 Makhi Mitchell	F 26:19	2-3	0-0	4-9	2 6 8	3 10	8 0 0	0 0 0	-4	
1 Fatts Russell	G 32:47	3-14	0-4	2-4	0 5 5	1 3	8 1 3	1 0 2	-13	
2 Jeremy Sheppard	G 28:54	5-8	3-4	0-0	0 0 0	1 0	13 1 4	2 1 1	-2	
12 Malik Martin	G 21:07	3-4	0-1	0-0	0 2 2	3 0	6 0 1	1 0 0	-4	
21 Makhi Mitchell	16:23	2-4	0-0	4-6	0 1 1	5 5	8 1 0	0 1 0	-9	
15 Jalen Carey	24:22	4-7	0-0	1-2	0 5 5	2 1	9 0 2	0 0 0	-13	
23 D.J. Johnson	11:02	0-2	0-2	0-0	1 1 4	0 0	0 0 1	0 0 0	-10	
10 Ishmael Leggett	11:02	1-3	0-0	4-4	0 0 0	2 3	6 0 0	0 0 2	2	
Team					2 0 2					
Totals		22-51	3-13	15-25	6 28 34	26 22	62 4 14	5 5 5	-11	

Technical Fouls: Walker 2nd 19:37 Mitchell 2nd 12:48

Shooting By Period	1 st FG%	2 nd FG%	3 rd FG%	4 th FG%	5 th FG%	GM FG%
	2-7 25.9%	0-0 0.0%	0-0 0.0%	0-0 0.0%	0-0 0.0%	2-7 25.9%
	3-13 23.1%	15-24 62.5%	3-5 60.0%	13-23 56.5%	22-51 43.1%	3-13 23.1%
	15-25 60.0%					15-25 60.0%
Dead Ball Rebounds: 7, 0						

Wisconsin - 73

Record: 4-1

NO. Name	Min	FG M-A	3P M-A	FT M-A	Rebounds OR DR TOT	Fouls PF RD	TP AS TO	ST	Blocks BS BA	+/-
2 Aleem Ford	F 24:31	4-8	2-6	1-2	1 0 1	4 2	11 0 1	0 0 0	1	
35 Nate Reuvers	F 19:19	2-8	0-1	1-2	2 3 5	4 2	5 0 2	0 3 2	9	
11 Micah Potter	C 28:08	4-10	1-4	4-6	2 5 7	3 7	13 2 2	0 0 2	2	
0 D'Mitrik Trice	G 35:36	2-8	1-4	3-6	0 4 4	3 3	8 4 2	1 0 0	9	
34 Brad Davison	G 32:25	4-9	3-5	12-12	0 3 3	1 6	23 0 1	2 0 1	9	
5 Tyler Wahl	28:47	1-3	0-1	2-4	1 5 6	4 2	4 1 0	1 0 0	16	
1 Jonathan Davis	17:11	2-5	0-1	2-2	1 2 3	1 2	6 1 0	0 2 0	6	
12 Trevor Anderson	11:19	1-1	0-0	1-2	0 1 1	0 0	3 1 1	1 0 0	6	
20 Ben Carlson	02:44	0-0	0-0	0-0	0 0 0	2 0	0 0 0	0 0 0	-3	
Team					0 1 1					
Totals		20-52	7-22	26-36	7 24 31	22 24	73 9 9	5 5 5	11	

Technical Fouls: NONE

	URI	UW
Biggest lead	2 (1 st 18:51)	22 (2 nd 11:58)
Best Scoring Run	9 (2 nd 5:17)	10 (1 st 15:50)
Lead Changes	1	
Times Tied	0	
Time with Lead	00:42	38:09

Points from	URI	UW
Turnovers	4	15
Paint	34	24
Second Chance	4	6
Fast Breaks	5	8
Bench	23	13

Period by Period Scoring	1st	2nd	TOT
URI	16	46	62
UW	33	40	73

NOTES: Nate Reuvers surpassed Ethan Happ to become the all-time blocks leader Wisconsin history ... the Badgers improved to 3-0 all-time against Rhode Island, including wins in 1998 and 1999 ... UW held URI to a season-low 62 points.

GAME 6: #12 WISCONSIN 77, LOYOLA CHICAGO 63

Dec. 15, 2020 • Madison, Wis. • Kohl Center



Official Basketball Box Score - Final
Loyola Chicago at Wisconsin
 12/15/20 Kohl Center, Madison
 2020-21 Men's Basketball

Game Time: 7:03 PM
 Game Duration: 2:12

Officials: Larry Scrotto, Donnie Epley, Eric Curry

Loyola Chicago - 63

Record: 3-1

NO. Name	Min	FG M-A	3P M-A	FT M-A	Rebounds OR DR TOT	Fouls PF RD	TP AS TO	ST	Blocks BS BA	+/-
30 Aher Uguak	F 19:29	0-1	0-0	0-2	0 4 4	2 1	0 1 0	0 0 0	-10	
25 Cameron Krutwig	C 31:21	7-13	0-0	5-7	2 3 5	2 6	19 2 3	1 2 0	-4	
1 Lucas Williamson	G 33:48	5-9	3-7	2-3	0 5 5	4 3	15 0 2	1 0 1	-11	
4 Braden Norris	G 36:26	2-9	2-8	0-0	1 4 5	4 0	6 3 3	0 0 0	-5	
24 Tate Hall	G 25:11	2-7	1-3	0-0	1 4 5	3 2	5 3 3	1 0 0	1	
12 Marquise Kennedy	11:37	0-1	0-0	2-2	0 2 2	3 2	2 2 1	0 0 1	-3	
5 Keith Clemons	18:57	2-7	1-3	1-1	1 0 1	3 1	6 3 1	0 0 1	-14	
10 Tom Welch	07:22	2-3	1-2	0-0	1 2 3	2 0	5 0 0	0 0 0	-6	
23 Cooper Kailes	13:16	1-3	1-3	0-0	0 0 0	1 0	3 1 0	0 0 0	-12	
13 Baylor Hebb	02:33	0-1	0-0	2-2	0 0 0	0 1	2 0 1	0 0 0	-6	
Team					1 4 5					
Totals		21-54	9-26	12-17	7 28 35	25 16	63 15 14	3 2 3	-14	

Technical Fouls: Bench 2nd 1:17

Shooting By Period	1 st FG%	2 nd FG%	3 rd FG%	4 th FG%	5 th FG%	GM FG%
	0-2 0.0%	0-0 0.0%	0-0 0.0%	0-0 0.0%	0-0 0.0%	0-2 0.0%
	4-6 66.7%	12-30 40.0%	5-14 35.7%	8-11 72.7%	21-54 38.9%	9-26 34.6%
	12-17 70.6%					12-17 70.6%
Dead Ball Rebounds: 5, 1						

Wisconsin - 77

Record: 5-1

NO. Name	Min	FG M-A	3P M-A	FT M-A	Rebounds OR DR TOT	Fouls PF RD	TP AS TO	ST	Blocks BS BA	+/-
2 Aleem Ford	F 26:09	2-6	0-1	0-0	0 6 6	2 0	4 1 1	0 1 0	-4	
35 Nate Reuvers	F 25:07	3-10	2-3	0-0	0 3 3	4 2	8 1 1	0 0 1	-12	
11 Micah Potter	C 20:03	3-6	3-4	4-4	0 3 3	3 3	13 1 0	0 0 1	19	
0 D'Mitrik Trice	G 32:15	6-15	1-4	4-5	0 1 1	1 4	17 2 0	2 0 0	-5	
34 Brad Davison	G 35:43	4-7	2-4	7-9	0 2 2	1 8	17 2 0	1 0 0	6	
5 Tyler Wahl	21:29	0-1	0-0	1-2	0 6 6	4 4	1 2 1	0 2 0	21	
12 Trevor Anderson	15:02	2-2	1-1	0-0	0 1 1	0 0	5 0 1	0 0 0	18	
1 Jonathan Davis	23:11	5-10	1-1	1-3	2 3 5	1 3	12 2 0	1 0 0	27	
20 Ben Carlson	01:01	0-0	0-0	0-0	0 0 0	0 0	0 0 0	0 0 0	0	
Team					1 0 1					
Totals		25-57	10-18	17-23	6 26 32	18 24	77 11 4	4 3 2	14	

Technical Fouls: NONE

	Loyola	UW
Biggest lead	7 (1 st 16:06)	18 (2 nd 11:08)
Best Scoring Run	7 (1 st 16:06)	10 (1 st 12:08)
Lead Changes	1	
Times Tied	3	
Time with Lead	06:22	30:20

Points from	Loyola	UW
Turnovers	5	15
Paint	24	18
Second Chance	4	4
Fast Breaks	10	4
Bench	18	18

Period by Period Scoring	1st	2nd	TOT
Loyola	26	37	63
UW	31	46	77

NOTES: UW turned the ball over a season-low 4 times, the team's fewest since having 4 turnovers in an 84-64 win over Indiana on Dec. 7, 2019 ... Brad Davison scored 17 points and moved into 34th place on UW's all-time scoring list (1,117), passing Marcus Landry (1,114) and Brian Butch (1,115) ... D'Mitrik Trice had 0 turnovers in 32 minutes of action ... freshman Jonathan Davis matched his career high with 12 points, making a career-high 5 field goals.

TEAM SUPERLATIVES

WISCONSIN

HIGH

LOW

• Points	92	ARK.-PINE BLUFF (11/27/20)	65	at Marquette (12/4/20)
• First-Half Points	53	ARK.-PINE BLUFF (11/27/20)	30	at Marquette (12/4/20)
• Second-Half Points	48	GREEN BAY (12/1/20)	34	EASTERN ILLINOIS (11/25/20)
• Field Goals Made	34	GREEN BAY (12/1/20)	20	RHODE ISLAND (12/9/20)
• Field Goal Attempts	61	GREEN BAY (12/1/20)	52	RHODE ISLAND (12/9/20)
• Field Goal Percentage	.557 (34-61)	GREEN BAY (12/1/20)	.375 (21-56)	at Marquette (12/4/20)
• 3-Point Field Goals Made	10	2x; MR LOYOLA (12/15/20)	7	3x; MR RHODE ISLAND (12/9/20)
• 3-Point Field Goal Attempts	24	at Marquette (12/4/20)	18	LOYOLA (12/15/20)
• 3-Point Field Goal Pct. (min. 10 att.)	.556 (10-18)	LOYOLA (12/15/20)	.292 (7-24)	at Marquette (12/4/20)
• Free Throws Made	26	RHODE ISLAND (12/9/20)	5	GREEN BAY (12/1/20)
• Free Throw Attempts	36	RHODE ISLAND (12/9/20)	6	GREEN BAY (12/1/20)
• Free Throw Pct. (min. 12 att.)	.842 (16-19)	at Marquette (12/4/20)	.722 (26-36)	RHODE ISLAND (12/9/20)
• Offensive Rebounds	13	at Marquette (12/4/20)	6	LOYOLA (12/15/20)
• Defensive Rebounds	36	GREEN BAY (12/1/20)	23	2x; MR LOYOLA (12/15/20)
• Total Rebounds	45	GREEN BAY (12/1/20)	31	RHODE ISLAND (12/9/20)
• Assists	18	GREEN BAY (12/1/20)	9	RHODE ISLAND (12/9/20)
• Blocked Shots	10	EASTERN ILLINOIS (11/25/20)	3	LOYOLA (12/15/20)
• Steals	9	ARK.-PINE BLUFF (11/27/20)	4	2x; MR LOYOLA (12/15/20)
• Turnovers	10	2x; MR at Marquette (12/4/20)	4	LOYOLA (12/15/20)
• Fouls	22	2x; MR RHODE ISLAND (12/9/20)	15	2x; MR GREEN BAY (12/1/20)

OPPONENTS

HIGH

LOW

• Points	67	2x; MR at Marquette (12/4/20)	42	GREEN BAY (12/1/20)
• First-Half Points	35	at Marquette (12/4/20)	12	GREEN BAY (12/1/20)
• Second-Half Points	47	EASTERN ILLINOIS (11/25/20)	30	GREEN BAY (12/1/20)
• Field Goals Made	23	EASTERN ILLINOIS (11/25/20)	16	GREEN BAY (12/1/20)
• Field Goal Attempts	66	EASTERN ILLINOIS (11/25/20)	49	at Marquette (12/4/20)
• Field Goal Percentage	.431 (22-51)	RHODE ISLAND (12/9/20)	.281 (16-57)	GREEN BAY (12/1/20)
• 3-Point Field Goals Made	9	LOYOLA (12/15/20)	3	2x; MR RHODE ISLAND (12/9/20)
• 3-Point Field Goal Attempts	26	LOYOLA (12/15/20)	13	RHODE ISLAND (12/9/20)
• 3-Point Field Goal Pct. (min. 10 att.)	.429 (6-14)	ARK.-PINE BLUFF (11/27/20)	.176 (3-17)	GREEN BAY (12/1/20)
• Free Throws Made	20	at Marquette (12/4/20)	7	GREEN BAY (12/1/20)
• Free Throw Attempts	28	at Marquette (12/4/20)	13	GREEN BAY (12/1/20)
• Free Throw Pct. (min. 10 att.)	1.000 (15-15)	EASTERN ILLINOIS (11/25/20)	.538 (7-13)	GREEN BAY (12/1/20)
• Offensive Rebounds	13	EASTERN ILLINOIS (11/25/20)	6	RHODE ISLAND (12/9/20)
• Defensive Rebounds	28	2x; MR LOYOLA (12/15/20)	18	GREEN BAY (12/1/20)
• Total Rebounds	40	EASTERN ILLINOIS (11/25/20)	25	GREEN BAY (12/1/20)
• Assists	15	LOYOLA (12/15/20)	4	RHODE ISLAND (12/9/20)
• Blocked Shots	5	RHODE ISLAND (12/9/20)	2	4x; MR LOYOLA (12/15/20)
• Steals	7	at Marquette (12/4/20)	3	3x; MR LOYOLA (12/15/20)
• Turnovers	15	ARK.-PINE BLUFF (11/27/20)	9	RHODE ISLAND (12/9/20)
• Fouls	26	RHODE ISLAND (12/9/20)	10	GREEN BAY (12/1/20)

MISCELLANEOUS

HIGH

SECOND-HIGHEST

• UW's Largest Deficit Overcome in Win	7 (7-0, 16:06 1H) LOYOLA (12/15/20)	2 (2x) MR (2-0, 18:51 1H) Rhode Island (12/9/20)
• UW's Largest Deficit Overcome in Win (2nd Half/OT)	--	--
• UW's Largest Lead Surrendered in Loss	6 (10-4, 15:34 1H) at Marquette (12/4/20)	--
• UW's Largest Lead Surrendered in Loss (2nd Half/OT)	1 (40-39, 15:36 2H) at Marquette (12/4/20)	--
• UW's Largest Halftime Lead	34 ARK.-PINE BLUFF (11/27/20)	23 EASTERN ILLINOIS (11/25/20)
• UW's Largest Halftime Deficit	5 (35-30) at Marquette (12/4/20)	--
• UW's Largest Lead	43 GREEN BAY (12/1/20)	40 ARK.-PINE BLUFF (11/27/20)
• UW's Largest Deficit	5 at Marquette (12/4/20)	2 (2x) MR RHODE ISLAND (12/9/20)

INDIVIDUAL SUPERLATIVES

WISCONSIN

HIGH

SECOND-HIGHEST

• Points	23	Brad Davison (RHODE ISLAND - 12/9/20)	19	Micah Potter (UAPB - 11/27/20)
• Field Goals Made	6	6x; MR D'Mitrik Trice (LOYOLA - 12/15/20)	5	4x; MR Jonathan Davis (LOYOLA - 12/15/20)
• Field Goal Attempts	15	D'Mitrik Trice (LOYOLA - 12/15/20)	14	D'Mitrik Trice (at Marquette - 12/4/20)
• Field Goal Pct. (min. 5 made)	.750 (6-8)	Micah Potter (GREEN BAY - 12/1/20)	.714 (5-7)	Nate Reuvers (UAPB - 11/27/20)
• 3-Point Field Goals Made	3	5x; MR Micah Potter (LOYOLA - 12/15/20)	2	9x; MR Davison & Reuvers (LOYOLA - 12/15/20)
• 3-Point Field Goal Attempts	7	Aleem Ford (at Marquette - 12/4/20)	6	2x; MR Aleem Ford (RHODE ISLAND - 12/9/20)
• 3-Point FG Pct. (min. 3 made)	.750 (3-4)	2x; MR Micah Potter (LOYOLA - 12/15/20)	.600 (3-5)	2x; MR Brad Davison (RHODE ISLAND - 12/9/20)
• Free Throws Made	12	Brad Davison (RHODE ISLAND - 12/9/20)	7	Brad Davison (LOYOLA - 12/15/20)
• Free Throw Attempts	12	Brad Davison (RHODE ISLAND - 12/9/20)	9	Brad Davison (LOYOLA - 12/15/20)
• Free Throw Pct. (min. 5 made)	1.000 (12-12)	Brad Davison (RHODE ISLAND - 12/9/20)	.833 (5-6)	Tyler Wahl (E. ILLINOIS - 11/25/20)
• Offensive Rebounds	4	Jonathan Davis (at Marquette - 12/4/20)	3	3x; MR Micah Potter (LOYOLA - 12/15/20)
• Total Rebounds	15	Tyler Wahl (GREEN BAY - 12/1/20)	9	Nate Reuvers (E. ILLINOIS - 11/25/20)
• Assists	5	2x; MR D'Mitrik Trice (GREEN BAY - 12/1/20)	4	2x; MR D'Mitrik Trice (RHODE ISLAND - 12/9/20)
• Blocked Shots	5	Nate Reuvers (E. ILLINOIS - 11/25/20)	3	Nate Reuvers (RHODE ISLAND - 12/9/20)
• Steals	3	2x; MR Micah Potter (UAPB - 11/27/20)	2	4x; MR D'Mitrik Trice (LOYOLA - 12/15/20)
• Turnovers	3	4x; MR Potter & Trice (at Marquette - 12/4/20)	2	6x; MR Three Badgers (RHODE ISLAND - 12/9/20)
• Fouls	5	Brad Davison (at Marquette - 12/4/20)	4	9x; MR Reuvers & Wahl (LOYOLA - 12/15/20)

OPPONENTS

HIGH

SECOND-HIGHEST

• Points	22	Josiah Wallace (E. ILLINOIS - 11/25/20)	19	Cameron Krutwig (LOYOLA - 12/15/20)
• Field Goals Made	9	Josiah Wallace (E. ILLINOIS - 11/25/20)	7	Cameron Krutwig (LOYOLA - 12/15/20)
• Field Goal Attempts	17	Shaun Doss Jr. (UAPB - 11/27/20)	14	Fatts Russell (RHODE ISLAND - 12/9/20)
• Field Goal Pct. (min. 5 made)	.625 (5-8)	Jeremy Sheppard (RHODE ISLAND - 12/9/20)	.600 (6-10)	Justin Lewis (at Marquette - 12/4/20)
• 3-Point Field Goals Made	3	3x; MR Lucas Williamson (LOYOLA - 12/15/20)	2	4x; MR Braden Norris (LOYOLA - 12/15/20)
• 3-Point Field Goal Attempts	9	2x; MR Shaun Doss Jr. (UAPB - 11/27/20)	8	Braden Norris (LOYOLA - 12/15/20)
• 3-Point FG Pct. (min. 3 made)	.600 (3-5)	Jeremy Sheppard (RHODE ISLAND - 12/9/20)	.429 (3-7)	Lucas Williamson (LOYOLA - 12/15/20)
• Free Throws Made	6	2x; MR Dequan Morris (UAPB - 11/27/20)	5	2x; MR Cameron Krutwig (LOYOLA - 12/15/20)
• Free Throw Attempts	9	Makhel Mitchell (RHODE ISLAND - 12/9/20)	7	2x; MR Cameron Krutwig (LOYOLA - 12/15/20)
• Free Throw Pct. (min. 5 made)	1.000 (6-6)	Junior Farquhar (E. ILLINOIS - 11/25/20)	.857 (6-7)	Dequan Morris (UAPB - 11/27/20)
• Offensive Rebounds	5	George Dixon (E. ILLINOIS - 11/25/20)	3	2x; MR Justin Lewis (at Marquette - 12/4/20)
• Total Rebounds	10	2x; MR Antwan Walker (RHODE ISLAND - 12/9/20)	8	2x; MR Makhel Mitchell (RHODE ISLAND - 12/9/20)
• Assists	4	2x; MR D.J. Carton (at Marquette - 12/4/20)	3	6x; MR Three Ramblers (LOYOLA - 12/15/20)
• Blocked Shots	3	Antwan Walker (RHODE ISLAND - 12/9/20)	2	2x; MR Cameron Krutwig (LOYOLA - 12/15/20)
• Steals	3	3x; MR Carton & Elliott (at Marquette - 12/4/20)	2	2x; MR Jeremy Sheppard (RHODE ISLAND - 12/9/20)
• Turnovers	7	Shaun Doss Jr. (UAPB - 11/27/20)	4	Sheppard & Walker (RHODE ISLAND - 12/9/20)
• Fouls	5	4x; MR Mitchell & Walker (RHODE ISLAND - 12/9/20)	4	5x; MR Norris & Williamson (LOYOLA - 12/15/20)

THE LAST TIME WISCONSIN...

Wisconsin Team

UW ranked No. 1 in AP Top 25: Feb. 21, 2007
UW ranked in AP Top 25: No. 12 (12/14/20)
UW ranked in USA Today Coaches Poll: No. 12 (12/14/20)
Played AP No. 1-ranked opponent: Win vs. Villanova, 65-62 (3/18/17)
Defeated AP No. 1-ranked opponent: Villanova, 65-62 (3/18/17)
Played AP No. 2-ranked opponent: Win vs. Michigan, 64-54 (1/19/19)
Defeated opponent ranked 3-10 by AP: No. 5 Ohio State, 61-57 (1/3/20)
Defeated opponent ranked 11-25 by AP: No. 19 Michigan, 81-74 (2/27/20)
Defeated AP Top 25 opponent on the road: No. 19 Michigan, 81-74 (2/27/20)

Scoring

Scored 20 or more points: 23, Brad Davison vs. Rhode Island (12/9/20)
Scored 30 or more points: 30, Brad Davison at Nebraska (2/15/20)
Scored 40 or more points: 43, Frank Kaminsky vs. North Dakota (11/19/13)
Two or more Badgers scored 30 points, same game: Joe Franklin (31) and Chuck Nagle (30) vs. Purdue (3/2/68) — only other time this happened in school history was Jack Brens (31) and Ken Siebel (31) vs. Utah (12/28/62)
Two or more Badgers scored 20 points, same game: D'Mitrik Trice and Nate Reuvers (22) vs. Milwaukee (12/21/19)
Three or more Badgers scored 20 points, same game: Jon Leuer (24), Josh Gasser (21), Jordan Taylor (20), vs. PVAMU (11/14/10)
Scored 20 points in one half: Brad Davison (23 in 2nd) vs. Michigan State (2/25/18)
Scored 20 points/two straight games: D'Mitrik Trice (31 vs. Milwaukee, 12/21/19; 21 at Tennessee, 12/28/19)
Scored 20 points/three straight games: Ethan Happ (21 vs. Purdue, 2/15/18; 29 vs. Michigan, 2/11/18; 27 at Illinois, 2/8/18)
Scored 20 points/four straight games: Jordan Taylor (28 vs. Indiana, 1/20/11; 22 vs. Illinois, 1/15/11; 21 at Michigan State, 1/11/11; 20 vs. Michigan, 1/5/11)
Scored 30 points/two straight games: Michael Finley (30 at Michigan, 1/29/94; 32 vs. Michigan State, 2/2/94)
No Badger scored in double figures: vs. Marquette (12/8/12)
One Badger scored in double figures: 15, Ethan Happ at Purdue (1/16/18)
Four players scored in double figures: Brad Davison (17), D'Mitrik Trice (17), Micah Potter (13) and Jonathan Davis (12) vs. Loyola (12/15/20)
Five players scored in double figures: Micah Potter (14), Aleem Ford (13), Nate Reuvers (13), Tyler Wahl (11), Brad Davison (10) vs. Green Bay (12/1/20)
Six players scored in double figures: Reuvers (19), Davison (15), Ford (12), King (12), Trice (11), Pritzl (10) vs. Green Bay (11/21/19)
UW Scored 70 or more points: 77, vs. Loyola (12/15/20)
UW Scored 80 or more points: 82, vs. Green Bay (12/1/20)
UW Scored 90 or more points: 92, vs. Arkansas-Pine Bluff (11/27/20)
UW Scored 100 or more points: 101, vs. Savannah State (12/13/18)

Field Goal Shooting

Shot 90 percent or better (min. 10 att.): .900 (9-10), Carlton McGee vs. Michigan (2/26/92)
UW shot 50 percent or better: .557, vs. Green Bay (12/1/20)
UW shot 60 percent or better: .603, vs. Houston Baptist (11/17/18)
UW shot 70 percent or better: .744, vs. Army (12/30/79)
UW made 30 or more field goals: 34, vs. Green Bay (12/1/20)
UW made 40 or more field goals: 42, vs. Iowa (3/9/94)
UW made 50 or more field goals: Has not happened
UW attempted 60 or more field goals: 61, vs. Green Bay (12/1/20)
UW attempted 70 or more field goals: 73, vs. Ohio State (1/12/17)
UW attempted 80 or more field goals: 83, vs. Northwestern (1/28/95)
UW attempted 100 or more field goals: 102, vs. South Dakota (12/9/72)

3-Point Field Goal Shooting

Made 5 or more 3-point field goals: D'Mitrik Trice (5-6 3FG) at Michigan (2/27/20)
UW shot 40 percent or better (min. 8 att.): .556 (10-18), vs. Loyola (12/15/20)
UW shot 50 percent or better (min. 8 att.): .556 (10-18), vs. Loyola (12/15/20)
UW shot 60 percent or better (min. 8 att.): .636, vs. Oklahoma (11/22/18)
UW shot 70 percent or better (min. 8 att.): .727, at Indiana (2/25/10)
UW shot 80 percent or better (min. 8 att.): .889, vs. North Dakota St. (12/10/86)
UW shot 90 percent or better (min. 8 att.): .900, at Illinois (1/25/97)
UW made 10 or more 3-point field goals: 10, vs. Loyola (12/15/20)
UW made 15 or more 3-point field goals: 15, at Nebraska (2/15/20)
UW attempted 30 or more 3-point field goals: 31, vs. Purdue (2/18/20)
UW attempted 40 or more 3-point field goals: 40, vs. Temple (12/3/01)

Double-Double / Triple-Double

Had a triple-double: Ethan Happ (13 pts, 12 reb, 11 ast) vs. Northwestern (1/26/19)
Had a double-double (Pts/Reb): Tyler Wahl (11 pts, 15 reb) vs. Green Bay (12/1/20)
Had a double-double (Pts/Ast): Ethan Happ (10 p, 11 r, 12a) vs. Coppin St. (11/6/18)
Had a double-double (Ast/Reb): Ethan Happ (10p, 11r, 12a) vs. Coppin St. (11/6/18)
Had a double-double in consecutive games: Happ & Iverson, Two Straight (3/7 - 3/10)
Two with double-double: Potter (24 p, 13 r) & Davison (11 p, 13 r) at Penn State (1/11/20)

Free Throw Shooting

Perfect at the FT line (min. 10 att.): 10-10, Brad Davison vs. Illinois (1/19/18)
UW shot 80 percent or better (min. 12 att.): .842 (16-19), at Marquette (12/4/20)
UW shot 90 percent or better (min. 12 att.): .950, vs. Purdue (2/18/20)
UW shot 100 percent (min. 12 att.): 14-14, at Michigan State (2/16/12)
UW made 20 or more free throws: 26, vs. Rhode Island (12/9/20)
UW made 30 or more free throws: 30, vs. Minnesota (2/13/14)
UW made 40 or more free throws: 40, vs. Minnesota (1/12/53)
UW attempted 30 or more free throws: 36, vs. Rhode Island (12/9/20)
UW attempted 40 or more free throws: 42, at Illinois (2/3/13)
UW attempted 50 or more free throws: 50, at Indiana (2/12/62)
UW attempted 60 or more free throws: 61, at Michigan (2/21/53)

Rebounds

Had 10+ rebounds: 15, Tyler Wahl vs. Green Bay (12/1/20)
Had 15+ rebounds: 15, Tyler Wahl vs. Green Bay (12/1/20)
Had 20+ rebounds: 25, Joe Chrmelich vs. St. Mary's (12/2/76)
Had 30+ rebounds: 30, Paul Morrow vs. Purdue (1/3/53)
Had 10+ reb. in consecutive games: Happ & Iverson, Two Straight (3/7 - 3/10)
UW had 40+ rebounds: 45, vs. Green Bay (12/1/20)
UW had 50+ rebounds: 53, vs. Florida A&M (12/23/16)

Assists

Had 10 or more assists: 11, Ethan Happ vs. Northwestern (1/26/19)
Had 15 or more assists: Has not happened
UW had 20 or more assists: 24, vs. Green Bay (11/21/19)
UW had 30 or more assists: 30, vs. Iowa (3/9/94)

Blocked Shots

Had 5 or more blocked shots: 9 Nate Reuvers vs. Eastern Illinois (11/8/19)
Had 10 or more blocked shots: Has not happened
UW had 10 or more blocked shots: 10 vs. Eastern Illinois (11/25/20)
UW had 15 or more blocked shots: Has not happened

Steals

Had 5 or more steals: 5, Ethan Happ vs. Maryland (2/19/17)
Had 10 or more steals: 10, Mike Kelley vs. Texas (12/7/99)
UW had 10 or more steals: 10, vs. McNeese State (11/13/19)
UW had 15 or more steals: 16, (2x) MR vs. California (12/2/12)

Turnovers

UW had 1 or fewer turnovers: 1, vs. Iowa (1/20/15)
UW had 5 or fewer turnovers: 4, vs. Loyola (12/15/20)
UW had 0 turnovers in a half: 0 in 1H, vs. Arkansas-Pine Bluff (11/27/20)
Opponent committed 15 or more turnovers: 15, vs. Arkansas-Pine Bluff (11/27/20)
Opponent committed 20 or more turnovers: 22, at Nebraska (2/9/17)

Overtime

Won a game in overtime: at Ohio State (73-67), 3/10/19
Lost a game in overtime: vs. Saint Mary's (65-63), 11/5/19
Played a 2-overtime game: at Indiana (75-73), 2/26/19
Played a 3-overtime game: vs. Indiana (85-86), 2/16/87
Played in consecutive OT games: (3) vs. Iowa (2/6/13), vs. Mich. (2/9/13), at Minn. (2/14/13)

Miscellaneous

Hit a buzzer beater: vs. Xavier, 3/20/16 (Bronson Koenig hits 3PT in corner, UW 66-63)
Won after trailing by at least 10 pts in second half: 12 vs. NC State, 11/27/18 (down 41-29, 19:01 remaining - won 79-75)
Won after trailing by at least 15 pts in second half: 15 vs. Ohio State, 2/12/11 (down 47-32, 13:21 remaining - won 71-67)
UW scored 10 straight points or more: 10-0 (16:06 - 12:08 1H) vs. Loyola (12/15/20)
UW scored 15 straight points or more: 25-0 (20:00 - 12:37 1H) vs. Ark.-Pine Bluff (11/27/20)
UW held opp. scoreless 5:00 or longer: 9:56 (20:00 - 10:04 1H) vs. Ark.-Pine Bluff (11/27/20)
UW held opp. scoreless for 8:00 or longer: 9:56 (20:00 - 10:04 1H) vs. Ark.-Pine Bluff (11/27/20)