



WISCONSIN BASKETBALL

24 NCAA TOURNAMENT APPEARANCES ■ 4 FINAL FOURS ■ 18 BIG TEN CHAMPIONSHIPS ■ 21 CONSENSUS ALL-AMERICANS

WISCONSIN BADGERS

12-9, 5-5 BIG TEN



Rankings (AP/Coaches): RV/--
Head Coach: Greg Gard
Record at Wisconsin: 92-56 (5th)
Overall Record: 92-56 (5th)

VS

#14 MICHIGAN STATE SPARTANS

16-5, 8-2 BIG TEN



Rankings (AP/Coaches): 14/14
Head Coach: Tom Izzo
Record at MSU: 622-237 (25th)
Overall Record: 622-237 (25th)

SATURDAY, FEB. 1 ■ NOON (CT) ■ MADISON, WIS. ■ KOHL CENTER (17,287) ■ FOX

BADGERS RETURN HOME LOOKING FOR BIG WIN

- Wisconsin takes aim at its 3rd straight home win and its 4th ranked win of the season when it hosts #14 Michigan State on Saturday.
- The Badgers are 8-6 at home against ranked opponents under Greg Gard, including an earlier 56-54 win over #17 Maryland on Jan. 14.
- Up next, UW travels to Minnesota on Wednesday. Tip is set for 8 p.m. on BTN. The Badgers have won 9 of the last 10 against the Gophers.

FAST BREAK FACTS

- Wisconsin ranks No. 31 in the NET Rankings (as of Jan. 31), which also lists UW as facing the 3rd-toughest schedule in the nation.
 - UW is also No. 31 according to KenPom.com.
- Wisconsin has tallied five Quadrant 1 wins this season, tied for the most in the Big Ten.
 - In fact, only 5 teams in the nation have more.
 - UW has now played 12 Quad 1 games, more than any other team in the country.
- Since taking over as head coach in December of 2015, Greg Gard has led Wisconsin to 16 wins over AP Top 25 teams (3 this season).
 - Of those 16 wins, 8 have come away from home.
- Wisconsin leads the Big Ten and ranks 39th in the NCAA shooting 75.6% at the free throw line (236-for-312 FT) this season, up from 64.8% last season. UW averages 14.9 FTAs per contest.
- In his 5th season at the helm, Greg Gard has led Wisconsin to a mark of 92-56 (.622) overall, 3rd-highest win percentage in program history.
 - Last week, Gard became the 52nd coach in history to reach 50 Big Ten wins and improved his career record to 50-34 (.595) in league play.
 - Gard's current .602 win percentage ranks 4th among active Big Ten coaches (more on page 2).
- Nate Reuvers is tied for 14th in the Big Ten at 13.8 points per game. Tied for 4th in the B1G with 2.1 blocks per game, Reuvers is looking to become just 4th Badger to average at least 2.0 bpg in a season and the first since 2013 (more on page 2).
- UW has clinched a top-4 finish in the Big Ten in 17 of the last 18 seasons. No other Big Ten team can make that claim (more on page 4).
- Gard has led UW to the NCAA tournament in 3 of his first 4 seasons as head coach, making him 1 of only 10 active coaches to do so.
- Since the building opened on Jan. 17, 1998, the Badgers are 306-52 (.855) all-time at the Kohl Center, which ranks as the 10th-highest win percentage among NCAA Division I venues.
 - Under Gard, UW is 55-15 (.786) at the Kohl.
- Wisconsin is 1 of just 5 teams to participate in 20 of the last 21 NCAA tournaments, joined by Duke, Kansas, Michigan State & Gonzaga.



Wisconsin has accumulated 5 Quadrant 1 wins, tied for the most in the Big Ten this season. Only 5 teams in the nation have more Quad 1 wins than UW. In fact, the Badgers have played 12 Quad 1 games, more than any other team in the country.

WISCONSIN'S POTENTIAL STARTERS

No.	Name	Pos.	Yr.	Pts.	Reb.	Ast.	FG%	3FG%	FT%
0	D'MITRIK TRICE	G	Jr.	9.4	4.3	3.5	.393	.362	.800
Averaging 11.8 points, 6.3 rebounds, 4.8 assists the last 4 games, including 11p, 10r, 7a vs. Nebraska (1/21)									
1	BREVIN PRITZL	G	Gr.	7.4	3.3	0.8	.408	.393	.792
Has scored in double figures in 5 games this season; the Badgers are 5-0 in those games (19-6 career)									
2	ALEEM FORD	F	R-Jr.	7.6	3.5	1.1	.411	.306	.710
Has scored in double figures in 7 games this seasons, most recently 14 pts (4-6 3FG) vs. Rider									
5	TYLER WAHL	F	Fr.	2.9	3.0	1.2	.436	.263	.467
Made first career start at Iowa (1/27); has appeared in all 21 games this season									
35	NATE REUVERS	F	Jr.	13.8	5.1	0.5	.465	.313	.750
Team's leading scorer is tied for 14th in Big Ten for scoring, 6th in FT%, 10th in FG%, T-4th blocks (2.1 bpg)									

2019-20 SCHEDULE

Nov. 5	vs. #20 Saint Mary's [^]	L, 63-65 ot
Nov. 8	EASTERN ILLINOIS	W, 65-52
Nov. 13	MCNEESE STATE	W, 83-63
Nov. 17	MARQUETTE	W, 77-61
Nov. 21	GREEN BAY	W, 88-70

LEGENDS CLASSIC - BROOKLYN, NY

Nov. 25	vs. Richmond*	L, 52-62
Nov. 26	vs. New Mexico*	L, 50-59

Dec. 4	at NC State	L, 54-69
Dec. 7	INDIANA	W, 84-64
Dec. 11	at Rutgers	L, 65-72
Dec. 21	MILWAUKEE	W, 83-64
Dec. 28	at Tennessee	W, 68-48
Dec. 31	RIDER	W, 65-37
Jan. 3	at #5 Ohio State	W, 61-57
Jan. 8	ILLINOIS	L, 70-71
Jan. 11	at #20 Penn State	W, 58-49
Jan. 14	#17 MARYLAND	W, 56-54
Jan. 17	at #15 Michigan State	L, 55-67
Jan. 21	NEBRASKA	W, 82-68
Jan. 24	at Purdue	L, 51-70
Jan. 27	at #19 Iowa	L, 62-68
Feb. 1	#14 MICHIGAN STATE	Noon
Feb. 5	at Minnesota	8 p.m.
Feb. 9	OHIO STATE	Noon
Feb. 15	at Nebraska	1:15 p.m.
Feb. 18	PURDUE	6 p.m.
Feb. 23	#25 RUTGERS	Noon
Feb. 27	at Michigan	6 p.m.
Mar. 1	MINNESOTA	5:30 p.m.
Mar. 4	NORTHWESTERN	8 p.m.
Mar. 7	at Indiana	11 a.m.

BIG TEN TOURNAMENT - Indianapolis, Ind.

Mar. 11-15 at Big Ten Tournament

NCAA TOURNAMENT

Mar. 17-18	First Four
Mar. 19-22	Rounds 1-2
Mar. 26-29	Sweet 16 / Elite 8
April 4-6	Final Four (Atlanta, Ga.)

[^] Sanford Pentagon (Sioux Falls, S.D.)

* Barclay's Center (Brooklyn, N.Y.)

Home games in **BOLD CAPS**

FOLLOW THE #BADGERS

TV: FOX

App: FOX Sports GO | Online: foxsportsgo.com

- Play-by-Play: Gus Johnson
- Analyst: Jim Jackson

RADIO: BADGER SPORTS NETWORK

App: iHeartRadio | Satellite: SiriusXM 386

- Play-by-Play: Matt Lepay
- Analyst: Mike Lucas

SOCIAL MEDIA: #ONWISCONSIN

- Twitter: @BadgerMBB
- Instagram: badgermbb
- Facebook: /WisconsinMensBasketball
- YouTube: /WisconsinBadgers

BASKETBALL COMMUNICATIONS

GENERAL INFORMATION

- Address: 1440 Monroe Street, Madison, WI 53711
- Website: UWBadgers.com
- Press Box Phone: (608) 262-7766

BRANDON HARRISON – PRIMARY

- Phone: (608) 279-8653
- Email: bah@athletics.wisc.edu
- Twitter: @BrandonHarrison



PATRICK HERB – DIR. BRAND STRATEGY

- Phone: (608) 957-2085
- Email: pah@athletics.wisc.edu
- Twitter: @PatrickHerb



MEDIA RESOURCES

CREDENTIAL APPLICATIONS

- www.sportssystem.com/Wisconsin

BIG TEN MEDIA EMAIL LIST

- office.bigten.org/media

WISCONSIN BASKETBALL RECORD BOOK

- go.wisc.edu/MBBRecordBook

WIRELESS INTERNET ACCESS (KOHL CENTER)

- BadgerWiFi (connect and register with email address)

LIVE STATS - STATBROADCAST (KOHL CENTER)

- Wisconsin.StatBroadcast.com (password: buckybadger)

OFFICIAL SOCIAL MEDIA CHANNELS

- Twitter: @BadgerMBB
- Instagram: @badgermbb
- Facebook: /WisconsinMensBasketball
- YouTube: /WisconsinBadgers

RADIO

- Radio Station: WIBA (1310 AM)

Play-by-Play Announcer: Matt Lepay

Address: P.O. Box 99
Madison, WI 53701
Phone: 608-274-5450

Color Analyst: Mike Lucas

Address: 1440 Monroe St.
Madison, WI 53711
Phone: 608-252-6474

Credentials: 2019-20 Wisconsin Basketball credentials must be requested online: www.sportssystem.com/Wisconsin

Contact Brandon Harrison with questions (608-279-8653). Approved credentials will be either mailed or made available at the Brand Communications Office or with the parking attendant (white vehicle) at the entrance to Lot 46 on Frances Street, one block north of the Kohl Center

STRONG BODY OF WORK

After beginning the season at 5-5, Wisconsin has been building one of the better resumes in college basketball.

- Wisconsin ranks No. 31 in the NET rankings as well as No. 31 according to KenPom.com.
- As of the Jan. 31 NET rankings, the Badgers have 5 Quadrant 1 wins, knocking off No. 12 Maryland and #22 Marquette at home and winning at #17 Ohio State, #23 Penn State and #62 Tennessee.
- Only 5 teams have more Quad 1 wins than Wisconsin.

MOST QUADRANT 1 WINS (as of Jan. 31)

Wins	Team	Wins	Team
8	Kansas	6	Butler
7	Baylor	6	Oregon
7	Seton Hall	5	Wisconsin

- In fact, UW has played 12 Quad 1 games, more than any other team in the country.
- The Badgers have also tallied 3 wins over AP top-25 teams, winning at #5 Ohio State, vs. #17 Maryland and at #20 Penn State.

GARD SEEKING 50

With last week's win over Nebraska, Greg Gard became the 52nd coach in history to reach 50 Big Ten wins.

- With a record of 50-34 in conference play, Gard's .595 win percentage ranks 9th among Big Ten coaches of the last 40 years (since 1980).

Best Win Pct, B1G Coaches w/ 50+ Wins (since 1980)

Coach (School, Years)	Record	Pct.
1. Bo Ryan, WIS (2002-15)	172-68	.717
2. Bob Knight, IND (1972-2000)	353-151	.700
3. Tom Izzo, MSU (1995-)	295-128	.697
4. Thad Matta, OSU (2005-17)	150-78	.658
5. Mark Turgeon, MD (2011-19)	65-36	.644
6. Matt Painter, PUR (2005-)	162-97	.625
7. Gene Keady, PUR (1981-05)	265-169	.611
8. Bill Frieder, MICH (1981-89)	98-64	.605
9. Steve Fisher, MICH (1989-97)	54-36	.600
10. Greg Gard, WIS (2016-)	50-34	.595

- Gard's current .595 win percentage ranks 4th among active Big Ten coaches. As of games played through Jan. 24, Gard trails only Tom Izzo (.697), Mark Turgeon (.644) and Matt Painter (.625).
- Gard is just 1 Big Ten wins from passing Steve Yoder (50-130) and 5 wins away from John Erickson (52-74) to move into 4th place on Wisconsin's all-time list.

Most Big Ten Wins, Wisconsin Head Coaches

Coach (School, Years)	Record	Pct.
1. Bo Ryan	172-68	.717
2. Walter Meanwell	158-80	.660
3. John Erickson	52-74	.413
4. Steve Yoder	50-130	.278
Greg Gard, WIS (2016-)	50-34	.595

- Gard's 50-34 (.595) Big Ten record equates to the 3rd-best winning percentage in UW history, trailing only Hall of Famers Bo Ryan (.717) Walter Meanwell (.660).

RELIABLE REUVERS

With the departure of Ethan Happ, **Nate Reuvers** has fit in nicely to a larger workload for Wisconsin this season.

- Reuvers has scored in double figures in 17 of 21 games, and has matched his career high (22 pts) on two different occasions this year (vs. #20 Saint Mary's, vs. Milwaukee).
- Reuvers has scored 20+ points 6 times in his career, with 3 of those coming this season.
- He's tied for 14th in the Big Ten averaging 13.8 points per game. He also ranks 10th in FG% (.465) and 6th in FT% (.750).
- Reuvers has posted 44 blocks in 21 games, averaging 2.1 swats per game. That figure is tied for 3rd in the B1G, 38th in the NCAA.
- Reuvers is trying to become just the 4th Badger to average at least 2.0 blocks in a season and the first since Jared Berggren (2.1 bpg) in 2013.
- The UW single-season record for blocks per game is 2.6 by Rashard Griffith in 1995.

BADGERS TO AVERAGE 2.0 BPG, SINGLE SEASON

Player	BPG	Season
Rashard Griffith	2.6	1993-94
Brad Sellers	2.4	1982-83
Rashard Griffith	2.2	1994-95
Nate Reuvers	2.1	2019-20
Jared Berggren	2.1	2012-13

- Reuvers has 130 career blocks, passing Rashard Griffith (124) for 4th place in UW history. Reuvers needs just 25 swats to break Ethan Happ's school record (154).

UW CAREER BLOCKS LEADERS

Player	Blocks	Seasons
1. Ethan Happ	154	2016-19
2. Frank Kaminsky	153	2012-15
3. Jared Berggren	144	2009-13
4. Nate Reuvers	130	2017-Pres.
5. Rashard Griffith	124	1994-95

- Reuvers scored 20 points (8-12 FG, 2-3 3FG) in UW's Big Ten opener vs. Indiana (12/7), while also tallying 4 reb, 2 stl and 2 blk.
- In UW's home opener vs. EIU, Reuvers was 1 block shy of his first career triple-double: 14 points, career-high 14 rebounds and 9 blocks.
- He's the first B1G player since at least 1996-97 with 14 pts, 14 reb and 9 blk in a game.

LAST TIME OUT

IOWA 68, WISCONSIN 62

1/27/20 | Carver-Hawkeye Arena | Iowa City

- Wisconsin led by 12 midway through the second half, but couldn't hold on to the upset, falling at #18 Iowa on Monday.
- UW held Iowa to its 2nd-lowest point total of the season and just 33.3% shooting (3-20 3FGs), but were done in by the Hawkeyes' edge at the FT line. Iowa was 25-for-32, while UW was just 6-for-11.
- D'Mitrik Trice led UW in points (16), rebounds (9) and assists (6). Nate Reuvers also scored 13 points.

THIS WEEK: BADGERS LOOK TO BOUNCE BACK IN B1G WAY HOSTING #14 MICHIGAN STATE

												
at Michigan St.	NEBRASKA	at Iowa	MICHIGAN ST	at Minnesota	OHIO STATE	at Nebraska	PURDUE	RUTGERS	at Michigan	MINNESOTA	N'WESTERN	at Indiana
Jan. 17	Jan. 21	Jan. 27	Feb. 1	Feb. 5	Feb. 9	Feb. 15	Feb. 18	Feb. 23	Feb. 27	March 1	March 4	March 7
L, 55-67	W, 82-68	L, 62-68	Noon FOX	8 p.m. BTN	Noon CBS	1:15 p.m. BTN	6 p.m. ESPN/2	Noon BTN	6 p.m. ESPN/2	5:30 p.m. BTN	8 p.m. BTN	Noon FOX

CHARTING THE BADGERS

CAREER GAMES PLAYED (MIN 15 GAMES)

	Games	Starts	Cons. Starts
Brevin Pritzl	112	22	0
D'Mitrik Trice	102	67	55
Brad Davison	88	84	84
Aleem Ford	85	41	21
Nate Reuvers	83	70	56
Micah Potter*	70	16	0
Kobe King	63	20	19
Trevor Anderson**	49	20	0
Walt McGrory	31	0	0
Owen Hamilton***	27	0	0
Tyler Wahl	21	1	1
Michael Ballard	17	0	0

*59 GAMES AT OHIO STATE | **20 GAMES AT GREEN BAY | ***27 AT NIU

DOUBLE-DIGIT POINTS

	Career	'19-20	Cons.
Brad Davison	47 (31-16)	8 (7-1)	0
D'Mitrik Trice	38 (25-13)	9 (5-4)	3
Brevin Pritzl	26 (20-6)	6 (6-0)	0
Nate Reuvers	33 (19-14)	17 (10-7)	5
Aleem Ford	16 (12-4)	7 (6-1)	0
Kobe King	16 (9-7)	11 (6-5)	0
Trevor Anderson	11* (7-4)	1 (0-1)	0
Micah Potter	10** (8-2)	5 (3-2)	0

*10 GAMES AT GREEN BAY | **5 GAMES AT OHIO STATE

20-POINT SCORING GAMES

	Career	'19-20	Cons.
Brad Davison	6 (3-3)	1 (1-0)	0
D'Mitrik Trice	6 (6-0)	2 (2-0)	0
Nate Reuvers	4 (3-1)	3 (2-1)	0
Kobe King	2 (1-1)	2 (1-1)	0
Micah Potter	1 (1-0)	1 (1-0)	0
Brevin Pritzl	1 (1-0)	0 (0-0)	0

30-POINT SCORING GAMES

	Career	'19-20	Cons.
Brad Davison	1 (0-1)	0	0
D'Mitrik Trice	1 (1-0)	1 (1-0)	0

DOUBLE-DIGIT REBOUNDS

	Career	'19-20	Cons.
Brevin Pritzl	2 (2-0)	1 (1-0)	0
Nate Reuvers	2 (2-0)	1 (1-0)	0
Micah Potter	2 (2-0)	1 (1-0)	0
Brad Davison	1 (1-0)	1 (1-0)	0
D'Mitrik Trice	1 (1-0)	1 (1-0)	0

DOUBLE-DIGIT ASSISTS

	Career	'19-20	Cons.
None Active	--	--	--

DOUBLE-DOUBLES

	Career	'19-20	Cons.
Nate Reuvers	2 (2-0)	1 (1-0)	0
Brevin Pritzl	1 (1-0)	1 (1-0)	0
D'Mitrik Trice	1 (1-0)	1 (1-0)	0

TRIPLE-DOUBLES

	Career	'19-20	Cons.
None Active	--	--	--

ALL-TIME VS. MICHIGAN STATE

Saturday's game will mark the 148th meeting between Wisconsin and Michigan State, with the series dating back to 1922. MSU leads the all-time series, 83-64.

- UW has lost 8 straight to MSU, with the Spartans winning this season's first meeting just two weeks ago, 82-68, in East Lansing.
- Wisconsin leads the all-time series in Madison, 46-26, but the Badgers are looking for their first home win over the Spartans since 2016.
- That 2016 win over Michigan State came in Greg Gard's 7th game as a head coach. The Badgers used a game-winning shot from Ethan Happ to knock off then-No. 4 MSU, 77-76.
- **Brad Davison** scored 30 points against Michigan State in 2018 in a 68-63 loss. He is averaging 11.5 ppg in 6 career meetings with MSU.
- Junior **D'Mitrik Trice's** older brother, Travis, was a 1,000-point scorer at MSU from 2012-15.

LAST TIME VS. MICHIGAN STATE

#15 MSU 82, WISCONSIN 68

Jan. 17, 2020 | East Lansing, Mich. | Breslin Center

- The Badgers saw their 3-game road win streak end last month when they suffered a 67-55 loss against #15 Michigan State at the Breslin Center.
- Wisconsin used a 13-0 run to trim a 19-point halftime deficit to 6, but MSU scored the next 8 points and never looked back.
- UW shot just 35.6% from the floor (21.1% 3FG), while MSU was 46.6% FG. The Spartans also out-scored the Badgers, 38-22, in the paint.
- Junior **F Nate Reuvers** led the Badgers with 19 points, 7 rebounds and 2 blocks.
- Sophomore **G Kobe King** scored 10 points and junior **Brad Davison** had 9 points, 4 reb, 4 ast.

HOME SWEET HOME

- Earlier this season, Wisconsin registered its 300th win in Kohl Center history with a 77-61 win over in-state rival Marquette.
- Since the building opened on Jan. 17, 1998, the Badgers are 306-52 (.855) all-time at the Kohl Center, which ranks as the 10th-highest win percentage among NCAA Division I venues.
- Since 2001-02 when Greg Gard first joined the staff, UW has compiled a 270-39 (.874) record at the Kohl Center. That trails only Michigan State among Big Ten teams.
- With Gard as head coach, UW is 55-15 (.786) at the Kohl Center.

HISTORY VS. MICHIGAN STATE

- Overall: MSU leads, 83-64
- In Madison: UW leads 46-26
- Active Streak: MSU won last 8




LAST 25 MEETINGS (MSU leads 17-8)

Date	Rank	Result	Score	Location
2/28/08	10/20	W	57-42	Madison
3/15/08	8/20	W	65-63	Indianapolis
2/22/09	--/6	L	50-61	E. Lansing
1/6/10	17/10	L	47-54	E. Lansing
2/2/10	16/5	W	67-49	Madison
1/11/11	20/--	L+	61-64	E. Lansing
2/6/11	19/--	W	82-56	Madison
1/3/12	18/10	L+	60-63	Madison
2/16/12	15/7	L	55-69	E. Lansing
3/10/12	14/8	L	52-65	Indianapolis
1/22/13	--/13	L	47-49	Madison
3/7/13	22/10	L	43-58	E. Lansing
2/9/14	--/8	W	60-58	Madison
3/15/14	12/22	L	75-83	Indianapolis
3/1/15	5/--	W	68-61	Madison
3/15/15	6/--	W+	80-69	Chicago
1/9/16	--/4	W	77-76	Madison
2/18/16	--/8	L	57-69	E. Lansing
2/26/17	16/--	L	74-84	E. Lansing
1/26/18	--/6	L	61-76	E. Lansing
2/25/18	--/2	L	63-68	Madison
3/2/18	--/2	L	60-63	New York
2/12/19	20/11	L	59-67	Madison
3/16/19	19/6	L	55-67	Chicago
1/17/20	--/15	L	68-82	E. Lansing

+ overtime

LAST MEETING: MSU 67, WIS 55

Jan. 17, 2020 | East Lansing, Mich.



Cedar Rapids College Basketball

Wisconsin at Michigan State

6:00 PM Saturday, February 17, 2018

Game Time: 10:00 PM

Location: Breslin Center

Attendance: 17,476

Wisconsin - 55

Record: 17-17 (4-3)

NO.	Name	Pos	Min	FG	3P	FT	Rebounds	Ass	TO	ST	Blocks	pts	plus/minus
2	Aleem Ford	F	25:48	0/11	0/11	1/2	1	2	1	0	0	1	12
30	Nate Reuvers	F	28:46	7/16	2/6	3/3	1	6	7	3	0	12	11
0	D'Mitrik Trice	G	25:40	4/9	1/4	0/0	5	5	2	0	0	10	13
25	Kobe King	G	20:15	4/11	0/1	0/0	0	0	0	0	0	10	9
34	Brad Davison	G	20:04	2/8	0/4	0/0	1	4	3	0	0	9	9
5	Tyler Wahl	F	21:05	0/2	0/1	0/0	1	2	3	0	1	8	8
11	Micah Potter	F	15:55	2/7	0/1	0/0	2	3	5	1	0	8	8
11	Brevin Pritzl	F	23:12	1/8	0/1	0/0	0	3	3	0	0	8	10
12	Trevor Anderson	F	13:15	1/1	0/0	0/0	0	0	0	0	0	12	11
<p>Totals</p> <p>21:09 4/19 0/11 0/3 25 11 3 1</p>													

Shooting By Period

FG Pct% 8.91 10.00

FT Pct% 19.11 11.11

3PT Pct% 15.38 33.33

2nd Chance 12.00 40.00

Fast Break 10.00 33.33

Bench 8.00 33.33

DM Pct% 27.00 33.33

PF Pct% 4.00 21.43

FT Pct% 11.11 81.81

Goal Shot Rebounds 0.00

Michigan State - 67

Record: 14-6 (5-1)

NO.	Name	Pos	Min	FG	3P	FT	Rebounds	Ass	TO	ST	Blocks	pts	plus/minus
11	Aaron Henry	F	30:27	5/10	1/2	2/2	1	4	5	1	0	17	37
22	Xavier Tillman	F	28:50	6/14	0/2	2/2	3	9	4	1	0	20	24
30	Marcus Bingham Jr.	F	16:17	1/4	0/1	0/0	1	0	1	1	0	0	6
44	Galen Brown	F	22:06	5/8	2/2	1/1	4	4	0	1	1	6	6
5	Christian Weston	G	31:10	9/12	0/3	2/2	5	2	2	0	0	20	24
15	Thomas Kibler	F	06:30	0/0	0/0	1/1	4	1	0	0	0	0	0
2	Parker Watts	F	16:24	4/7	2/5	0/0	3	1	1	0	0	10	10
3	Foster Loyer	F	08:50	1/2	0/1	0/0	0	0	1	0	0	0	0
34	Julian Martin	F	07:45	0/0	0/0	0/0	2	2	0	0	0	0	0
25	Malik Hall	F	15:29	2/4	0/0	1/1	2	4	6	2	1	4	4
<p>Totals</p> <p>27:58 3/16 1/5 3/3 15 31 15 3</p>													

Shooting By Period

FG Pct% 14.29 10.00

FT Pct% 37.50 42.86

3PT Pct% 16.67 33.33

2nd Chance 10.00 33.33

Fast Break 13.00 40.00

Bench 8.00 33.33

DM Pct% 27.00 42.86

PF Pct% 4.00 21.43

FT Pct% 7.10 70.00

Goal Shot Rebounds 1.00

Technical Fouls

WIS 20 MSU 40

SITUATIONAL RECORDS

	2019-20	Under Gard
Ahead at the half	12-2	71-10
Behind at the half	0-6	18-41
Tied at the half	0-1	2-5
FG% of .450 or more	5-1	56-10
FG% less than .450	7-8	35-46
Better FG% than opp.	11-3	80-13
Worse FG% than opp.	1-6	12-42
Same FG% as opp.	0-0	0-1
Opp. FG% less than 45%	10-3	72-22
3FG% of 40% or more	7-0	43-7
3FG% less than 40%	5-8	48-48
Try more than 20 3FGs	10-6	45-29
Try 20 or fewer 3FGs	2-3	46-27
Make at least 70% FT	11-3	47-21
Try at least 20 FTs	3-2	41-13
Try fewer than 20 FTs	9-7	49-42
Out-rebound opponent	10-3	61-17
Tied or out-rebounded	2-6	30-39
Same or fewer TOs than opp.	9-4	68-32
More TOs than opp.	3-5	23-24
Commit fewer than 12 TOs	9-5	63-30
Commit 12 or more TOs	3-4	28-25
Score fewer than 50 pts.	0-0	1-2
Score 50-59 points	2-5	6-26
Score 60-69 points	4-3	28-17
Score 70-79 points	1-1	32-8
Score 80-89 points	5-0	18-3
Score 90 or more pts.	0-0	6-0
Allow fewer than 50 pts.	3-0	15-1
Allow 50-59 pts.	3-1	28-6
Allow 60-69 pts.	5-5	37-22
Allow 70-79 pts.	1-3	9-16
Allow 80-89 pts.	0-0	2-10
Allow 90 or more pts.	0-0	0-1
Overtime	0-1	6-5
vs. AP Top 25 opponents	3-3	16-25
vs. AP Top 25 opp. at home	1-0	8-6
Home games	9-1	54-15
Road games	3-5	24-27
Neutral site games	0-3	13-14
Day games	4-0	29-16
Night games	8-9	62-40

GAMES DECIDED BY

3 points or less	1-2	10-9
4-5 points	1-0	13-11
6-10 points	1-4	19-16
11-19 points	5-3	24-16
20 or more points	4-0	26-2

TELEVISED GAMES

CBS	1-0	8-7
CBS Sports Network	0-0	0-1
FOX	0-0	0-3
FS1	2-2	8-9
ESPN	0-0	11-9
ESPN2	1-3	8-10
ESPNU	0-1	1-2
ESPN+	0-0	3-1
Big Ten Network	7-3	45-11
BTN Plus	1-0	2-0
TBS	0-0	0-3
TNT	0-0	2-0

BALANCED BADGERS

- Wisconsin has 6 players averaging between 7.0 and nearly 14.0 ppg:
 - That includes starters **Nate Reuvers** (13.8), **Brad Davison** (8.8), **D'Mitrik Trice** (9.4) and **Aleem Ford** (7.6).
 - Off the bench, **Micah Potter** is averaging 9.3 ppg and **Brevin Pritzl** has 7.4 ppg.
- The Badgers had 6 different players score in double figures in back-to-back wins over Marquette and Green Bay earlier this season.
- Since 1995, the Badgers have had 6 players score in double figures in a single game just 7 times, with 2 coming this season.
- The last time UW had at least 5 players averaging 9.0+ points per game was in 2002-03: Kirk Penney (16.2), Devin Harris (12.7), Alando Tucker (12.0), Freddie Owens (10.3) and Mike Wilkinson (10.3).
- UW won the Big Ten title that season.
- UW has had 7 different players lead the team in scoring in games this season.

BIG TEN BEASTS

- Since 2002, Wisconsin has won 7 Big Ten titles (4 regular season and 3 tournament). Only Ohio State (10; 5 reg., 5 tourn.) and Michigan State (9; 5 reg., 4 tourn.) have won more during that span.
- UW has clinched a top-four finish in the Big Ten in 17 of the last 18 seasons. No other Big Ten team can make that claim.
- Since 2001-02, Wisconsin narrowly trails only Michigan State for the most wins and best win% among Big Ten teams at 222-102 (.685).

Big Ten Win Pct., Since 2001-02 (thru Jan. 29)

Team	W-L	Pct.
1. Michigan State	224-100	.691
2. Wisconsin	222-102	.685
3. Ohio State	200-123	.619
4. Maryland	97-61	.614
5. Purdue	187-137	.577

- Over the last 15 seasons, UW is 134-26 (.838) in Big Ten home games, the best mark in the conference.

BADGERS BY THE DECADE

- Wisconsin enjoyed its most successful decade in program history from 2010 to 2019. The Badgers tallied 248 wins, the team's highest total of any decade.
- The Badgers also measured up as not only one of the top programs in the Big Ten over that era, but the NCAA overall.

Wisconsin Basketball, 2010-19

Category	Rank
24.8 Wins per season	4th B1G/20th NCAA
.672 B1G Win Pct.	2nd in B1G
2 B1G Championships	5th in B1G
2 Final Fours	2nd B1G/3rd NCAA
6 NCAA Sweet 16s	1st B1G/3rd NCAA
9 NCAA tournaments	5th NCAA
18 NCAA tourn. wins	8th NCAA
9 First-team All-B1G	2nd B1G
50 Academic All-B1G	1st B1G



TOP-10 TAKEDOWNS

- Wisconsin's 61-57 win at No. 5 Ohio State on Jan. 3 added yet another entry onto the Badgers' impressive list of big victories under head Greg Gard.
- Since taking over as head coach on Dec. 15, 2015, Greg Gard has guided UW to 8 wins over teams ranked in the AP top-10, including 5 wins over the top-5... the most in the Big Ten.

UW's wins over the AP Top-10 under Gard

Rank	Score	Opponent	Date
4	W, 77-76	Michigan State	1/17/16
2	W, 70-57	at Maryland	2/13/16
8	W, 67-59	at Iowa	2/24/16
9	W, 66-63	vs. Xavier*	3/20/16
1	W, 65-62	vs. Villanova*	3/18/17
6	W, 57-53	Purdue	2/15/18
2	W, 64-54	Michigan	1/19/19
5	W, 61-57	at Ohio State	1/3/20

* NCAA Tournament Game

- Wisconsin has now knocked off a top-10 team in each of the last 11 seasons.

TRICE AT THE POINT OF IT ALL

- UW's returning scoring leader from last year, **D'Mitrik Trice** has provided more than points.
- Trice has scored 20+ points 6 times in his career, including 2 of the last 6 games.
 - UW is 6-0 all-time when Trice scores 20+.
- Last 4 games, Trice is averaging 11.8 points, 6.3 rebounds and 4.8 assists per game.
- He broke out with a career-high 31 points vs. Milwaukee (12/21), shooting a blistering 11-for-14 from the floor (5-6 3FG).
- Trice has 74 assists (7th in Big Ten) and is tied for 7th in the Big Ten with a 2.1 assist-to-turnover ratio (74 assists, 36 TOs).
 - His ast-to-TO ratio is more impressive considering he's played 638 minutes (30.4 mpg).
 - Trice has seen steady improvement in his assist-to-turnover ratio over his time at UW:

Trice, Assist-to-Turnover Ratio, Career

Year	Ast	TOs	Ratio
2017	63	37	1.7
2018	23	13	1.8 (medical redshirt)
2019	90	45	2.0
2020	74	36	2.1

- Trice ranks 7th in UW history with a 1.91 career assist-to-TO ratio (250 ast, 131 TOs).

Wisconsin Record Book, A-to-TO, Career

Ratio (Ast-to-TO)	Player	Years
1. 3.01 (464-154)	Jordan Taylor	2009-12
2. 2.57 (344-134)	Mike Kelley	1998-01
3. 2.25 (284-126)	Josh Gasser	2011-15
4. 2.08 (250-120)	Travon Davis	1999-02
5. 2.03 (388-191)	Mike Heineman	1984-87
6. 1.92 (296-154)	Bronson Koenig	2014-17
7. 1.91 (250-131)	D'Mitrik Trice	2016-Pres.
8. 1.90 (501-263)	Tracy Webster	1992-94

- With 893 career points, Trice is now 107 away from the 1,000-point threshold.

WHO'S NEXT AT WISCONSIN?

- Wisconsin basketball is built on player development and a tradition of having its next star player waiting in the wings.
- Including Ethan Happ last season, Wisconsin players have earned 16 first-team all-conference honors during the last 18 seasons – no Big Ten team has had more. The Badgers have boasted a first-team All-Big Ten player in 8 of the last 9 seasons.

2019 Ethan Happ	2008 Brian Butch
2018 Ethan Happ	2007 Alando Tucker
2017 Ethan Happ	2006 Alando Tucker
2016 Nigel Hayes	2005 Mike Wilkinson
2015 Frank Kaminsky	2004 Devin Harris
2014 Frank Kaminsky	2003 Kirk Penney
2012 Jordan Taylor	2002 Kirk Penney
2011 Jordan Taylor	
Jon Leuer	

- During that same time span, Wisconsin has also produced 76 Academic All-Big Ten hon-ors, trailing only PUR and NW in that span.

POTTER MAGIC?

- Junior transfer **Micah Potter** made his debut for Wisconsin this season on Dec. 21 in an 83-64 win over Milwaukee.
 - Potter finished with 12 points, 5 rebounds and 1 block in 13 minutes off the bench. He led UW in rebounding (4th time career).
- It had been 644 days since Potter last played a game at Ohio State, where he appeared in 59 games (16 starts), averaging 4.1 points, 2.4 rebounds, 10.1 minutes per game in 2017-18.
- Potter broke out at #20 Penn State with his first double-double as a Badger, finishing with career highs in pts (24) and reb (13).
- In 13 minutes off the bench vs. #17 Maryland, Potter scored 14 points (6-7 FG, 2-3 3FG).
- With Potter in the lineup, Wisconsin has seen a boost in defensive efficiency, plus 3FG%:

	Without Potter	With Potter
Record	5-5	7-4
Opp. PPG	63.7	59.4
Opp. FG%	43.0%	39.3%
UW 3FG%	31.1%	35.9%

DAVISON TAKES THE LEAD

- Team captain **Brad Davison** has led the Badgers both on and off the court. Through 21 games, he's 1 of 4 Badgers avg. 8.8+ ppg.
 - 2nd for UW in both assists (36) and steals (18).
- Davison leads UW shooting 88.6% FT (39-44).
- Has scored in double figures 3 of the last 6 games, averaging 9.3 ppg and 34.0% FG.
- vs. #17 Maryland, Davison scored 14 points, including the game-winning 3 with 9.1 sec. left.
- In UW's win over Marquette, Davison led six different Badgers in double-figure scoring (15).
- Wisconsin's active career scoring leader, Davison has 940 points, 60 shy of becoming the 43rd 1,000-point scorer in UW history.

NEW BADGER ON THE BLOCK

- True freshman forward **Tyler Wahl** has stepped in and earned valuable playing time, recently making his first career start.
- Wahl became just the 8th true freshman to start a game at Wisconsin since 2000, joining a list that includes: Devin Harris, Alando Tucker, Josh Gasser, Sam Dekker, D'Mitrik Trice, Aleem Ford and Nate Reuvers.
- Having played in all 21 games this season, Wahl is averaging 2.9 points, 3.0 rebounds and 1.2 assists in 17.0 minutes per game.
- Wahl has been finding his spots and scoring efficiently, averaging 43.6% FG (24-55).
- Arguably the player of the game in UW's win at #5 Ohio State with 7 rebounds (5 off. reb.), 4 points, career high 3 steals, 2 assists.
- He's led UW in rebounding in two games this season, including 5 vs. Milwaukee (12/21).
- Wahl was high school teammates with current Badger, Nate Reuvers, at Lakeville North.

PRITZL'S SENIOR LEADERSHIP

- The lone senior on this year's UW roster, **Brevin Pritzl** is finding his senior prime.
- As a key reserve, Pritzl has scored in double figures in 5 games this season off the bench.
 - UW is 5-0 in those games (19-6 career).
- Scored a season-high 17 points off the bench for the Badgers in their win at Tennessee, including 4 triples, plus 3 steals, 3 rebounds.
- Pritzl has led the Badgers in scoring 7 times in his career, including 1 standout performance already this year against Marquette (11/17).
 - Tallied the first double-double of his career vs. Marquette, finishing with 15 points and a career-high 13 rebounds (6 offensive).
- Leads the team shooting 39.8% 3FG (33-83).
- Pritzl led the Big Ten in 3FG percentage during conference play last season (53.5%).

CHARTING THE BADGERS

LED UW IN SCORING

	2019-20	Career
Brad Davison	3 (3-0)	17 (12-5)
Nate Reuvers	8 (4-4)	10 (5-5)
D'Mitrik Trice	4 (2-2)	10 (8-2)
Brevin Pritzl	1 (1-0)	7 (6-1)
Kobe King	4 (2-2)	4 (2-2)
Micah Potter	2 (1-1)	2 (1-1)
Aleem Ford	1 (0-1)	1 (0-1)

LED UW IN REBOUNDING

	2019-20	Career
Nate Reuvers	10 (6-4)	12 (8-4)
D'Mitrik Trice	6 (3-3)	8 (5-3)
Micah Potter	4 (3-1)	7* (4-3)
Brevin Pritzl	1 (1-0)	5 (4-1)
Aleem Ford	1 (1-0)	4 (4-0)
Brad Davison	3 (1-2)	3 (1-2)
Tyler Wahl	2 (1-1)	2 (1-1)
D'Mitrik Trice	1 (1-0)	1 (1-0)

*3 GAMES AT OHIO STATE

LED UW IN ASSISTS

	2019-20	Career
D'Mitrik Trice	12 (7-5)	33 (18-15)
Brad Davison	4 (3-1)	19 (9-10)
Kobe King	5 (2-3)	5 (2-3)
Brevin Pritzl	0 (0-0)	3 (2-1)
Aleem Ford	2 (1-1)	3 (2-1)
Trevor Anderson	2 (1-1)	2 (1-1)
Tyler Wahl	1 (1-0)	1 (1-0)
Nate Reuvers	0 (0-0)	1 (0-1)

LED UW IN MINUTES

	2019-20	Career
D'Mitrik Trice	11 (6-5)	31 (18-13)
Brad Davison	5 (4-1)	28 (20-8)
Brevin Pritzl	0 (0-0)	10 (6-4)
Kobe King	3 (1-2)	5 (2-3)
Nate Reuvers	3 (1-2)	5 (1-4)
Aleem Ford	0 (0-0)	3 (1-2)

Record in those contests in parentheses

CHARGES TAKEN

	2019-20	Career
Brad Davison	10	58
D'Mitrik Trice	3	36
Nate Reuvers	1	18
Kobe King	2	6
Brevin Pritzl	3	5
Trevor Anderson	2	4
Aleem Ford	2	4
Tyler Wahl	3	3
Walt McGrory	0	2

2019-20 LINEUP RECORD

Trice, Davison, King, Ford, Reuvers	11-8
Trice, Davison, Pritzl, Ford, Reuvers	1-0
Trice, Davison, Ford, Wahl, Reuvers	0-1

ACTIVE WIN/LOSS STREAKS

Overall	Lost 2
Vs. Unranked teams (AP)	Lost 1
Vs. Ranked teams (AP)	Lost 2
At Home	Won 2
At Home vs. Big Ten	Won 2
At Home vs. ranked Big Ten	Won 1
At Home vs. unranked Big Ten	Won 1
At Home vs. non-conference	Won 15
At Home vs. ranked opp.	Won 1
On Road	Lost 3
On Road vs. Big Ten	Lost 3
On Road vs. ranked opp.	Lost 2
On Road vs. unranked opp.	Lost 1
Neutral	Lost 5
Neutral vs. ranked opp.	Lost 7
Neutral vs. unranked opp.	Lost 3

BIG TEN STANDINGS

Team	Conf.	Overall
Illinois (#19)	8-2	16-5
Michigan State (#14)	8-2	16-5
Maryland (#15)	7-3	17-4
Rutgers (#24)	7-3	16-5
Iowa (#19)	6-4	15-6
Penn State	5-4	15-5
Indiana	5-5	15-6
Wisconsin	5-5	12-9
Minnesota	5-6	11-10
Purdue	4-6	11-10
Ohio State	3-6	13-7
Michigan	3-6	12-8
Nebraska	2-8	7-14
Northwestern	1-9	6-14

UPDATED THROUGH GAMES 1/30/2020

AP TOP 25 (1/27/20)

Team	Record	Points
1 Baylor (44)	17-1	1578
2 Gonzaga (19)	21-1	1552
3 Kansas (1)	16-3	1434
4 San Diego State	21-0	1408
5 Florida State	17-2	1318
6 Louisville	17-3	1277
7 Dayton	18-2	1163
8 Villanova	16-3	1110
9 Duke	16-3	1084
10 Seton Hall	15-4	1055
11 Oregon	17-4	926
12 West Virginia	16-3	874
13 Kentucky	15-4	839
14 Michigan State	15-5	751
15 Maryland	16-4	650
16 Butler	16-4	631
17 Auburn	17-2	619
18 Iowa	14-5	545
19 Illinois	15-5	483
20 Colorado	16-4	314
21 Houston	16-4	296
22 LSU	15-4	260
23 Wichita State	17-3	161
24 Penn State	14-5	114
25 Rutgers	15-5	102

Others receiving votes:

Creighton 59, Arizona 55, Texas Tech 33, Ohio State 16, Indiana 15, East Tennessee State 14, Northern Iowa 13, Memphis 11, USC 9, Rhode Island 6, Purdue 6, Florida 4, Arkansas 3, Tulsa 3, SMU 3, Saint Mary's 3, Wisconsin 1, Akron 1, Harvard 1

NCAA TOURNEY REGULARS

- Wisconsin is 1 of 5 schools to participate in 20 of last 21 NCAA tournaments, joining Kansas, Duke, Michigan State and Gonzaga.

NCAA Tournament Appearances
(last 21 years, since 1999)

Team	Appearances
Kansas.....	21
Duke	21
Michigan State.....	21
Gonzaga	21
Wisconsin.....	20

- That stretch includes a run of 19 consecutive NCAA tournament appearances, which is the 6th-longest stretch in NCAA history.

All-Time Longest NCAA Tourn. Streaks

# Seasons	Team	Years
30	Kansas	1990-present
27	UNC	1975-2001
24	Duke	1996-present
22	MSU	1998-present
21	Gonzaga	1999-present
19	Wisconsin	1999-2017

- UW is one of 3 teams to reach the Sweet 16 in 6 of the last 9 seasons, advancing to the second weekend in 2011, 2012, 2014, 2015, 2016 and 2017. Kansas and Kentucky are the only other schools to reach 6 of the last 9 seasons.
- UW has won 13 NCAA tournament games since 2014, equaling the most of any Big Ten team (6th-most in nation). Only Kentucky, UNC, Gonzaga, Villanova & Duke have more.

TOP-TEN RECRUITING CLASS

Coach Greg Gard announced Nov. 13, 2019 that high school seniors **Lorne Bowman, Ben Carlson, Steven Crowl, Jonathan Davis** and **Jordan Davis** will attend the University of Wisconsin and play basketball for the Badgers in the fall of 2020.

- When signed, Wisconsin's 2020 class was ranked the **No. 8 class in the nation** (ESPN.com), UW's highest in the online rankings era (since 2003).
- **Lorne Bowman | G | Detroit, Mich.**
Four-star recruit...No. 94 in the ESPN 100...two-time Class A All-State honoree at St. Mary's HS, earning first team honors in 2019 and honorable mention in 2018...23.1 ppg and 5.1 apg per game during his junior season...22.5 ppg and 4.9 apg as sophomore.
- **Ben Carlson | F | Woodbury, Minn.**
Four-star recruit...No. 88 in the ESPN 100...entered senior season with 1,299 career points, 745 career rebounds and 109 career blocks, making him the top rebounder and shot blocker in East Ridge HS history...as a junior, led team to the Minnesota Class AA state tournament while averaging a double-double (16 ppg, 11.3 rpg)...two-time all-SEC conference player...an AP scholar with a 4.1 GPA.



4 MOORE

On the night of May 25th, our Wisconsin basketball family was forever changed. Assistant coach Howard Moore and his family were involved in a horrific auto accident that claimed the lives of Moore's wife, Jen, and 9-year old daughter, Jaidyn.

■ His 13-year old son, Jerell, survived with minor injuries, while Moore sustained severe burns and later endured a heart attack that has left him facing a long and challenging recovery.

■ Throughout the season, our team will be honoring the Moore family through a simple motto:

DO MOORE. BE MOORE. 4 MOORE.

■ The number 4 represents the four members of the family. The six words represent far more than a saying, but instead a symbol of strength and an inspiration for how to live our lives.

■ Our game uniforms will feature a "4MOORE" patch, (includes the names of Jen and Jaidyn). Also featuring on shooting shirts & wristbands.

■ An assistance fund has been established: "The Howard Moore Family Fund." Text the word "MOORE," to 69050 to donate.

■ Steven Crowl | C | Eagan, Minn.

Three-star recruit...led Eastview High School to the Minnesota Class 4A state tournament as a junior while averaging 19.7 ppg (39% 3FGs), 8.1 rpg and 1.6 bpg...entered senior year with 1,100 career point ...first-team South Suburban All-Conference in 2019, second-team in 2018.

■ Jonathan Davis | G | La Crosse, Wis.

Four-star recruit...23 ppg, 9 rpg and 3 apg as a junior for La Crosse Central, earning unanimous first-team all-state and first-team all-conference honors...helped lead Central to WIAA Div. 2 state tournament each of the three years on varsity, winning the state title in 2017...on the football field, standout 3-year starting QB passed for 6,572 yards and 56 TDs, while rushing for more than 2,000 yards and scoring another 34 TDs on the ground.

■ Jordan Davis | G | La Crosse, Wis.

Three-star recruit...first-team all-conference as a sophomore and junior at La Crosse Central...averaged 12 ppg, 5 rpg and 3 spg as a junior...helped lead Central to three WIAA Division 2 state tournament appearances, including a title in 2017...on the football field, Davis is also an impressive wide receiver for the Red Raiders, posting 358 receiving yards with 5 TDs through three games before suffering a season-ending injury ... hauled in 49 receptions for 873 yards and 10 touchdowns as a junior.

QUICK FACTS

University of Wisconsin
Madison, WI 53711



Founded	1848
Enrollment	42,041
Nickname	Badgers
School Colors	Cardinal and White
Affiliation	NCAA Division I
Conference	Big Ten
Chancellor	Rebecca Blank
Director of Athletics	Barry Alvarez
Website	UWBadgers.com
Twitter	@BadgerMBB
Instagram	badgermbb
Facebook	/WisconsinMensBasketball

HEAD COACH - GREG GARD

Seasons	5th at Wisconsin / 5th overall
Overall Record	92-56 (.622)
Record at Wisconsin	92-56 (.622)
Big Ten Record	50-34 (.595)
NCAA Tourn. Record	4-3 (.571) / 3 Appearances

KOHL CENTER

Opened	Jan. 17, 1998
Capacity	17,287
Student Section	AreaRED
Record at Kohl Center	306-52 (.855)
Gard record at Kohl Center	55-15 (.786)

ALL-TIME RECORD

121st season of Wisconsin Basketball
Years: 1898 to present
Overall Record: 1,629-1,219 (.572)
NCAA Tournament Record: 38-23 (.633)
Big Ten Tournament Record: 25-19 (.568)

BIG TEN CHAMPIONSHIPS (18)

Titles: 1907, 1908, 1912, 1913, 1914, 1916
1918, 1921, 1923, 1924, 1929, 1935, 1941
1947, 2002, 2003, 2008, 2015

BIG TEN TOURNAMENT TITLES (3)

Titles: 2004, 2008, 2015

NCAA TOURNAMENT HISTORY

Appearances (24): 1941, 1947, 1994, 1997, 1999
2000, 2001, 2002, 2003, 2004, 2005, 2006, 2007
2008, 2009, 2010, 2011, 2012, 2013, 2014, 2015
2016, 2017, 2019

National Championship: 1941

Final Four (4): 1941, 2000, 2014, 2015

Elite Eight (6): 1941, 1947, 2000, 2005, 2014, 2015

Sweet 16 (11): 1941, 2000, 2003, 2005, 2008

2011, 2012, 2014, 2015, 2016, 2017

WISCONSIN BASKETBALL ROSTER 2019-20



0 D'MITRIK TRICE
G, R-Jr., 6-0, 184
Huber Heights, Ohio



1 BREVIN PRITZL
G, Gr., 6-3, 204
De Pere, Wis.



2 ALEEM FORD
F, R-Jr., 6-8, 217
Lawrenceville, Ga.



3 WALT MCGRORY
G, Jr., 6-3, 205
Minneapolis, Minn.



4 CARTER HIGGINBOTTOM
G, R-Fr., 6-0, 187
Chicago, Ill.



5 TYLER WAHL
F, Fr., 6-7, 214
Lakeville, Minn.



11 MICAH POTTER
F, R-Jr., 6-10, 248
Mentor, Ohio




12 TREVOR ANDERSON
G, R-Jr., 6-2, 200
Stevens Point, Wis.



15 COURTLAND CUEVAS
F, Jr., 6-5, 190
Madison, Wis.



20 SAMAD QAWI
F, Jr., 6-6, 195
Racine, Wis.



30 OWEN HAMILTON
C, R-So., 7-0, 266
Prescott, Wis.



31 MICHAEL BALLARD
G, R-Jr., 6-4, 202
Oak Park, Ill.



32 JOE HEDSTROM
C, R-Fr., 7-0, 240
Hopkins, Minn.



34 BRAD DAVISON
G, Jr., 6-4, 2-6
Maple Grove, Minn.



35 NATE REUVERS
F, Jr., 6-11, 235
Lakeville, Minn.



GREG GARD
Head Coach
5th season at UW



JOE KRABbenhOFT
Assistant Coach
4th season at UW



DEAN OLIVER
Assistant Coach
3rd season at UW



ALANDO TUCKER
Interim Assistant Coach
1st season at UW

WISCONSIN BADGERS	POS	HT	WT	YR/ELIG	HOMETOWN (HS/LAST SCHOOL)
0 D'Mitrik Trice**	G	6-0	184	Sr./Jr.	Huber Heights, Ohio (Wayne/IMG Academy)
1 Brevin Pritzl***	G	6-3	204	Gr./Sr.	De Pere, Wis. (HS)
2 Aleem Ford**	F	6-8	217	Sr./Jr.	Lawrenceville, Ga. (Archer/IMG Academy)
3 Walt McGrory**	G	6-3	205	Jr./Jr.	Minneapolis, Minn. (Edina)
4 Carter Higginbottom	G	6-0	187	So./Fr.	Chicago, Ill. (St. Ignatius)
5 Tyler Wahl	F	6-7	214	Fr./Fr.	Lakeville, Minn. (North)
11 Micah Potter	F	6-10	248	Sr./Jr.	Mentor, Ohio (Monteverde Acad./Ohio St.)
12 Trevor Anderson*	G	6-2	200	Sr./Jr.	Stevens Point, Wis. (HS/Green Bay)
15 Courtland Cuevas	F	6-5	190	Sr./Jr.	Madison, Wis. (Madison East)
20 Samad Qawi	F	6-6	195	Sr./Jr.	Racine, Wis. (Horlick)
30 Owen Hamilton	C	7-0	266	Jr./So.	Prescott, Wis. (HS/Northern Illinois)
31 Michael Ballard**	G	6-4	202	Sr./Jr.	Oak Park, Ill. (Fenwick)
32 Joe Hedstrom	C	7-0	240	So./Fr.	Hopkins, Minn. (HS)
34 Brad Davison**	G	6-4	206	Jr./Jr.	Maple Grove, Minn. (HS)
35 Nate Reuvers**	F	6-11	235	Jr./Jr.	Lakeville, Minn. (North)

* letters earned at UW | Gr. - Graduate school student

Head Coach: Greg Gard (5th)

Assistant Coaches: Joe Krabbenhoft (4th),
Dean Oliver (3rd), Alando Tucker (interim, 1st)

Dir. of Basketball Operations: Marc VandeWettering

Strength & Conditioning Coach: Erik Helland

Head Athletic Trainer: Henry Perez-Guerra

Video Director: A.J. Van Handel

Asst. Dir. of Basketball Operations: Kyle Blackburn

WISCONSIN PRONUNCIATION GUIDE)

Courtland Cuevas - QWAY-vaas
Aleem Ford - UH-leem
Brevin Pritzl - PRITTS-ull
Samad Qawi - suh-MAAD COW-ee

Nate Reuvers - REE-vers
D'Mitrik Trice - Duh-MEE-trick
Tyler Wahl - WALL



THE GARD FILE

■ Career Record (5th Season): 92-56 (.622)

- Record at Wisconsin (5th Season): 92-56 (.622)
- Big Ten Record (5th Season): 50-34 (.595)
- NCAA Tournament Appearances/Record: 3 / 4-3 (.572)
- Hometown: Cobb, Wis.
- Alma Mater: UW-Platteville, 1995 (Physical & Health Ed)
Master's Degree: UW-Platteville, 2007 (Counselor Ed)
- Family: Wife Michelle
Daughters, Mackenzie and Peyton; Son, Isaac

COACHING EXPERIENCE

Position	School	Years
Assistant Coach	Southwestern (Wis.) HS	1990-93
Assistant Coach	Platteville (Wis.) HS	1993-94
Assistant Coach	UW-Platteville	1993-99
Assistant Coach	UW-Milwaukee	1999-01
Assoc. Head Coach	Wisconsin	2001-15
Head Coach	Wisconsin	2015-Present

CAREER HIGHLIGHTS

Date	Highlight
Dec. 15, 2015	Assumes role of interim head coach upon the retirement of Bo Ryan
Dec. 23, 2015	First career win, 84-79, vs. Green Bay
Jan. 2, 2016	First Big Ten win, 79-57, vs. Rutgers
Jan. 17, 2016	First ranked win, 77-76, vs. #4 MSU
Jan. 26, 2016	UW claims 82-79 overtime win over eventual Big Ten champion #19 Indiana
Feb. 13, 2016	First road win over ranked team, 70-57, at #2 Maryland
March 7, 2016	Officially named Wisconsin head coach
March 18, 2016	First NCAA tournament win, 47-43, against 10th-seeded Pittsburgh
April 4, 2016	Jim Phelan National Coach of the Year
March 18, 2017	Leads UW to its fourth-ever win over No. 1 team in the nation with a 65-62 victory over top-seeded Villanova in NCAA tournament second round
Feb. 15, 2018	Badgers tally sixth top-10 win in three seasons under Gard (#6 Purdue, 57-53)
Jan. 19, 2019	UW earns fourth win over top-5 team under Gard (#2 Michigan, 64-54)
Jan. 3, 2020	UW wins at #5 Ohio State, 61-47

HEAD COACH GREG GARD

■ 2016 JIM PHELAN NATIONAL COACH OF THE YEAR

A coaching veteran of nearly 30 years, Greg Gard has expertly made the jump from assistant coach to head coach at Wisconsin. After assuming the head coaching reins on Dec. 15, 2015, Gard has led the Badgers to the NCAA tournament in three of his four seasons, including a pair of Sweet 16 appearances in each of his first two seasons. Owner of one of the highest win percentages in Wisconsin history, Gard now enters his fifth season as the head coach in 2019-20.

After initially taking over on an interim basis, Gard was officially named head coach of the Badgers on March 7, 2016. In four seasons, he owns the third-highest winning percentage in UW history, piloting the Badgers to a record of 80-47 (.630).

In just four seasons as head coach, Gard is quickly climbing Wisconsin's win charts. Gard is already 45-29 in Big Ten play, surpassing Dick Bennett for seventh on UW's all-time wins list. He enters 2019-20 just eight conference wins away from fourth place on the school's all-time ledger. Gard's .608 Big Ten win percentage equates to the third-best mark in Badger annals.

Gard reached 40 conference wins in a mere 66 games, making him the third-fastest active Big Ten coach to 40 conference wins. That number trails only Maryland's Mark Turgeon and MSU's Tom Izzo, who did it in 57 and 62 games, respectively.

In his inaugural season as head coach, Gard led the Badgers to the 2016 NCAA Tournament Sweet 16, becoming just the second-ever first-year coach to win the Jim Phelan National Coach of the Year award. He followed that up by leading UW to its fifth-highest single-season win total in school history (27-10) and making a second-consecutive visit to the Sweet 16.

Gard is just the third coach in the last 20 years to pilot his team to the Sweet 16 in each of his first two seasons, joining UCLA's Steve Lavin (1996-97) and Gonzaga's Mark Few (2000-01).

Wisconsin maintained its place among the top of the Big Ten during the transition to Gard as well. In his first season, the Badgers finished the regular season in a tie for third place in the Big Ten standings — extending its streak of top-four finishes to a league-record 16th-consecutive season — with a 12-6 conference record. Gard led the Badgers to the most Big Ten wins by a first-year coach since 2004 (Bruce Weber, Illinois).

Gard's Badgers would post another 12-6 conference campaign in 2017, finishing second in both the regular season and the Big Ten tournament. Wisconsin would cap off its 27-win season with a signature win in the NCAA tournament, knocking off the nation's No. 1 team Villanova, 65-62, to advance to the Sweet 16.

In 2018-19, Gard piloted the Badgers back to the Big Dance, posting a 23-11 overall record. Wisconsin also boasted a mark of 14-6 in Big Ten play, winning 14 conference games for just the third time in school history, joining 16-win seasons in 2008 and 2015.

In 18 total seasons on the Badgers' bench, Gard has seen the Badgers finish lower than fourth in the Big Ten standings just once while amassing a combined mark of 217-97 (.691) in league play.

During his tenure as head coach, Gard has helped a pair of players reach first-team All-Big Ten status: Nigel Hayes (2016) and third-team All-American Ethan Happ (2017, '18, '19).

Long considered one of the top assistant coaches in the game, Gard served as an assistant at Wisconsin for 14-plus seasons, including the final seven as the associate head coach.

Prior to coming to Wisconsin in 2001, Gard spent the previous two seasons as an assistant at UW-Milwaukee and served as an assistant coach at UW-Platteville from 1993-99.

Prior to joining Ryan's staff in Platteville, Gard spent three seasons at Southwestern High School and one at Platteville High School, where he served in junior high and assistant varsity coaching capacities.

In 2016, Gard and his wife, Michelle, partnered with the University of the Wisconsin and Wisconsin Foundation and Alumni Association, to launch Garding Against Cancer. This fundraising initiative raises funds and awareness for cancer research and care within the state of Wisconsin. In its first two years of hosting fundraising events across the state, GAC raised more than \$2 million dollars in the fight against cancer.

Gard is a 1995 graduate of UW-Platteville with a degree in physical and health education. He received a master's degree in counselor education from Platteville in 2007. Gard and his wife, Michelle, have two daughters, Mackenzie and Peyton, and a son, Isaac.

GARD YEAR-BY-YEAR

Year	School	Record	Pct.	Conf.	Record	Place	Postseason
2015-16	Wisconsin	15-8	.652	Big Ten	12-6	T-3rd	NCAA Sweet 16
2016-17	Wisconsin	27-10	.730	Big Ten	12-6	T-2nd	NCAA Sweet 16
2017-18	Wisconsin	15-18	.455	Big Ten	7-11	9th	--
2018-19	Wisconsin	23-11	.676	Big Ten	14-6	4th	NCAA First Round
2019-20	Wisconsin	12-9	.595	Big Ten	5-5	--	--
Totals (5 seasons)		92-56	(.622)		50-34		3 NCAA appearances

GARD vs. DIVISION I TEAMS

Team	Home	Away	Neut.	Total	Team	Home	Away	Neut.	Total
Baylor	0-0	0-0	0-1	0-1	North Carolina State	1-0	0-1	0-0	1-1
Central Arkansas	1-0	0-0	0-0	1-0	Northwestern	1-2	2-1	1-0	4-3
Chicago State	2-0	0-0	0-0	2-0	Notre Dame	0-0	0-0	0-1	0-1
Coppin State	1-0	0-0	0-0	1-0	Ohio State	2-1	2-1	0-0	4-2
Creighton	0-0	0-1	0-0	0-1	Oklahoma	1-0	0-0	1-0	2-0
Eastern Illinois	1-0	0-0	0-0	1-0	Oregon	0-0	0-0	0-1	0-1
Florida	0-0	0-0	0-1	0-1	Penn State	2-0	4-0	0-0	6-0
Florida A&M	1-0	0-0	0-0	1-0	Pittsburgh	0-0	0-0	1-0	1-0
Georgetown	0-0	0-0	1-0	1-0	Prairie View A&M	1-0	0-0	0-0	1-0
Grambling State	1-0	0-0	0-0	1-0	Purdue	1-2	0-4	0-0	1-6
Green Bay	4-0	0-0	0-0	4-0	Rider	1-0	0-0	0-0	1-0
Houston Baptist	1-0	0-0	0-0	1-0	Richmond	0-0	0-0	0-1	0-1
Idaho State	1-0	0-0	0-0	1-0	Rutgers	3-0	0-2	1-0	4-2
Illinois	3-1	4-0	0-0	7-1	Saint Mary's	0-0	0-0	0-1	0-1
Indiana	4-0	1-2	1-0	6-2	Savannah State	1-0	0-0	0-0	1-0
Iowa	1-1	2-2	0-0	3-3	South Carolina State	1-0	0-0	0-0	1-0
Marquette	1-1	1-1	0-0	2-2	Stanford	0-0	0-0	1-0	1-0
Maryland	3-1	1-2	1-0	5-3	Syracuse	1-0	0-0	0-0	1-0
UMass Lowell	1-0	0-0	0-0	1-0	Temple	0-0	0-1	0-0	0-1
McNeese State	1-0	0-0	0-0	1-0	Tennessee	0-0	1-0	1-0	2-0
Michigan	3-1	0-2	0-1	3-4	UCLA	0-0	0-0	0-1	0-1
Michigan State	1-2	0-4	0-2	1-8	Villanova	0-0	0-0	1-0	1-0
Milwaukee	2-0	0-0	0-0	2-0	Virginia	0-0	0-1	0-1	0-2
Minnesota	2-1	3-0	0-0	5-1	Virginia Tech	0-0	0-0	1-0	1-0
Nebraska	2-1	2-1	1-1	5-3	Western Kentucky	1-0	0-1	0-0	1-1
New Mexico	0-0	0-0	0-1	0-1	Xavier	0-1	1-0	1-0	2-1
North Carolina	0-0	0-0	0-1	0-1	Yale	1-0	0-0	0-0	1-0
					Total	55-15	24-27	13-14	92-56

HOME SWEET HOME

The Badgers are VERY good at the Kohl Center



WISCONSIN AT HOME SINCE 2001-02

270-39 (.874)	Overall Home Record
134-26 (.838)	vs. Big Ten teams
136-13 (.913)	vs. non-conference teams
99-12 (.892)	vs. unranked Big Ten teams
43-18 (.705)	vs. teams ranked in the AP top 25
32-5 (.865)	vs. in-state teams
Undefeated	vs. IND (14-0), PSU (14-0)
One-loss	vs. NEB (4-1), MARY (3-1)
Two-loss	vs. MINN (13-2), MICH (13-2), IOWA (12-2)

NCAA'S TOUGHEST VENUES

Since the Kohl Center opened in 1998, Wisconsin has been nearly unbeatable on its home floor. In fact, among active venues, the Kohl Center is among the toughest for road teams to come in and steal a win.

Team	Record	Pct.
1. Gonzaga (McCarthy Center)	209-15	.933
2. Kentucky (Rupp Arena)	603-70	.896
3. Oregon (Matthew Knight Arena)	149-20	.882
4. Kansas (Allen Fieldhouse)	794-114	.874
Michigan State (Breslin Center)	418-60	.874
6. Belmont (Curb Events Center)	190-29	.868
7. Xavier (Cintas Center)	266-43	.861
8. UCLA (Pauley Pavilion)	756-125	.858
9. Louisville (KFC Yum! Center)	155-26	.856
10. Wisconsin (Kohl Center)	304-52	.854

(games through Jan. 11, 2020)

STREAKING

Of the 9 longest home streaks in school history, 5 have come in the last 17 seasons, including a record 38-game home win streak from 2002 to 2005.

No.	Began	Ended
38	12/7/2002 (UNLV)	1/25/2005 (ILL)
33	3/8/1911 (NW)	1/23/1915 (Chic.)
28	2/8/2006 (IND)	12/8/2007 (Marq.)
24	1/14/1929 (IND)	2/14/1931 (MIN)
23	2/13/2010 (IND)	12/3/2011 (Marq.)
19	1/17/2016 (MSU)	2/12/2017 (NW)
18	2/27/1909 (PUR)	3/1/1911 (MIN)
18	2/19/1915 (PUR)	1/26/1917 (Chic.)
18	2/5/2009 (ILL)	2/9/2010 (ILL)

- Since the 2001-02 season when **Greg Gard** first joined staff, Wisconsin has compiled a 270-39 (.874) record at the Kohl Center.
- Over the last 15 seasons, UW is 134-26 (.838) in Big Ten home games, the best mark in the conference.
- Over the last 15 seasons, 202 of the Badgers' 270 home wins have come by at least 10 points (74.8 percent).
- Wisconsin has trailed at halftime in only 66 of 309 home games since the 2001-02 season. UW has come back to win 40 of those 66 games (60.6 percent).
- In 2018-19, the Badgers led the Big Ten and ranked 5th nationally in attendance, selling out nearly every game (17,170 per game). UW has led the Big Ten in attendance 13 of the last 17 seasons and finished among the nation's top 7 in each of the last 19 years.
- This season, UW sold out its 2,100-person AreaRED student section for the 7th straight season (3rd-largest student section in the Big Ten).

BIG KOHL CENTER WINS

Most memorable home wins since opening in 1998:

Jan. 17, 1998 - UW 56, Northwestern 33
First-ever game in the Kohl Center

March 5, 2000 - UW 56, #14 Indiana 53
UW wins in Bob Knight's final Big Ten game

Dec. 1, 2001 - UW 70, UW-Green Bay 57
Bo Ryan's first victory at the Kohl Center

Dec. 22, 2001 - UW 86, #14 MU 63
Kirk Penney scores 33 points in UW's first win over a ranked team under Bo Ryan

Jan. 5, 2002 - UW 72, #7 Illinois 66
Ryan's first win over a top-10 team at UW

Feb. 27, 2002 - UW 74, Michigan 54
UW clinches share of first Big Ten title since '47

Dec. 7, 2002 - UW 91, UNLV 74
UW begins school-record 38-game home win streak - Alando Tucker 24 points, 18 rebounds

March 5, 2003 - UW 60, #14 Illinois 59
Devin Harris makes 1-of-2 FTs with 0.4 seconds left to clinch outright Big Ten title

Dec. 23, 2004 - UW 85, UNC Green. 53
UW wins school-record 34th-straight home game

Jan. 16, 2005 - UW 62, #15 Mich. 59
Wisconsin overcomes 8-point deficit with 1:58 remaining to win its 38th-straight home game

Feb. 9, 2005 - UW 72, Iowa 69
UW overcomes a 13-point deficit with 12:27 remaining in the game

March 1, 2005 - UW 62, Indiana 60
Alando Tucker scores putback as time expires

Feb. 15, 2006 - UW 78, #12 Ohio St. 73
UW overcomes a nine-point halftime deficit to beat No. 12 Ohio State

Dec. 16, 2006 - UW 89, #2 Pitt 75
Alando Tucker and Brian Butch combine for 59 pts

Jan. 9, 2007 - UW 72, #5 Ohio St. 69
Badgers win the first matchup in school history of top-five teams

March 3, 2007 - UW 52, Michigan St. 50
Kammron Taylor wins it on 3fG with 3.9 seconds left

Dec. 2, 2009 - UW 73, #6 Duke 69
Trevon Hughes scores 26 as UW's win clinches Big Ten's first Big Ten/ACC title

Jan. 9, 2010 - UW 73, #4 Purdue 66
Jordan Taylor (23) and Jason Bohannon (20) help end Purdue's undefeated season

Feb. 2, 2010 - UW 67, #5 Michigan State 49
Badgers end MSU's 9-0 Big Ten start

Feb. 12, 2011 - UW 71, #1 Ohio State 67
Stopped OSU's 24-0 start and UW's first win over AP No. 1 since 1962

Feb. 9, 2013 - UW 65, #2 Michigan 62 (OT)
Ben Brust's half-court buzzer-beater sends game to overtime where UW wins

Nov. 19, 2013 - UW 103, North Dakota 85
UW's first 100-point game since '95, Frank Kaminsky scores UW record 43 points

Feb. 9, 2014 - UW 60, #8 Michigan State 58
Treavon Jackson hits game-winning jumper with 2.1 seconds left in Bo Ryan's 150th Big Ten win

March 1, 2015 - #6 UW 68, Michigan State 61
UW claims 18th Big Ten championship and the 4th under Bo Ryan as Frank Kaminsky scores 31

Dec. 23, 2015 - UW 84, Green Bay 79
Greg Gard's first win as interim head coach

Jan. 17, 2016 - UW 77, #4 Michigan State 76
Gard's first ranked win, Koenig/Hayes total 52 pts

Feb. 15, 2018 - UW 57, #6 Purdue 53
Ethan Happ tallies 21 pts and 12 reb as Badgers raise Frank Kaminsky's No. 44 into rafters

Jan. 19, 2019 - UW 64, #2 Michigan 54
UW knocks off 17-0 Michigan behind 26 points, 10 rebounds and 7 assists from Ethan Happ.

0 | D'MITRIK TRICE

R-Junior | Guard | 6-0 | 184
Huber Heights, Ohio | IMG Academy (Fla.)



Twitter: @DMitrikTrice22 | Instagram: dmitrik_trice0

INDIVIDUAL BENCHMARKS		
	SEASON	CAREER
GP/GS	21/21	102/67
10+ POINTS:	9	38
20+ POINTS:	2	6
30+ POINTS:	1	1
3+ 3-PTERS MADE:	6	23
3+ ASSISTS:	14	47
LED UW IN PTS:	4	10
LED UW IN AST:	12	33

GET TO KNOW D'MITRIK

Trice has had a big impact at Wisconsin since stepping onto campus in 2016. With 102 games and 67 starts, Trice is among the most experienced Badgers on the roster. Now in his redshirt junior season, Trice has developed into a leading scorer. The Huber Heights, Ohio native started all 34 games in 2018-19, earning All-Big Ten honorable mention after averaging 11.6 points per game, 39% 3FG shooting and 2.8 assists per game.

- Needs just 107 points to reach 1,000 in his career.

HONOR

- 2019 All-Big Ten Honorable Mention
- 1x Big Ten Player of the Week (12/23/19)
- 2x Academic All-Big Ten (2018, '19)

CAREER

- Currently tied for 7th in UW history with a career 1.90 assist-to-turnover ratio (250 assists, 131 TOs).
- Ranks 15th in UW history with 160 career 3-point field goals, recently passing Josh Gasser (157). Needs just 2 more to tie Andy Kilbride for 14th.
- His .418 3FG% in 2016-17 ranks 2nd-highest ever by a UW freshman.
- Just the 5th true freshman to start a game at UW since 2000 (joining Devin Harris, Alando Tucker, Josh Gasser & Sam Dekker).

TOP SEASON PERFORMANCES

- vs. Nebraska (1/21/20):** First UW guard to post at least 10 pts, 10 reb and 5 ast in a game since 2011.
- Scored **vs. Indiana (12/21/19):** Scored a career-high 31 points, while adding 5 rebounds and 3 assists.
- vs. Green Bay (11/21/19):** Finished the game with 11 points, 8 rebounds and 7 assists.

SEASON HIGHS			CAREER HIGHS		
POINTS:	31 vs. Milwaukee (12/21/19)		POINTS:	31 vs. Milwaukee (12/21/19)	
FIELD GOALS:	11 vs. Milwaukee (12/21/19)		FIELD GOALS:	11 vs. Milwaukee (12/21/19)	
FG ATTEMPTS:	14 (2x) MR at Tennessee (12/28/19)		FG ATTEMPTS:	20 vs. Stanford (11/21/18)	
3-POINT FGS:	5 vs. Milwaukee (12/21/19)		3-POINT FGS:	7 vs. Oklahoma (11/22/18)	
3-POINT FGAS:	8 (2x) MR at Tennessee (12/28/19)		3-POINT FGAS:	10 vs. Oregon (3/22/19)	
FREE THROWS:	5 at Tennessee (12/28/19)		FREE THROWS:	6 (2x) MR at Indiana (2/26/19)	
FT ATTEMPTS:	6 (2x) MR at Tennessee (12/28/19)		FT ATTEMPTS:	9 at Indiana (2/26/19)	
REBOUNDS:	10 vs. Nebraska (1/21/20)		REBOUNDS:	10 vs. Nebraska (1/21/20)	
ASSISTS:	7 (3x) MR vs. Nebraska (1/21/20)		ASSISTS:	7 (3x) MR vs. Nebraska (1/21/20)	
BLOCKS:	1 (2x) MR at Purdue (1/24/20)		BLOCKS:	1 (7x) MR at Purdue (1/24/20)	
STEALS:	3 (3x) MR vs. Nebraska (1/21/20)		STEALS:	3 (7x) MR vs. Nebraska (1/21/20)	
MINUTES:	39 vs. Saint Mary's (11/5/19)		MINUTES:	41 at Marquette (12/8/18)	

GAME-BY-GAME STATISTICS

Opponent	Date	gs	min	Total		3-Pointers		Free throws		Rebounds				pf	a	t/o	blk	stl	pts	avg	
				fg-fga	pct	3fg-fga	pct	ft-fa	pct	off	def	tot	avg								
vs Saint Mary's (CA)	11/05/19	*	39	3-7	.429	2-4	.500	2-2	1.000	0	3	3	3.0	2	3	3	0	0	10	10.0	
EASTERN ILL.	11/08/19	*	27	2-6	.333	0-1	.000	0-0	.000	1	3	4	3.5	1	1	2	0	1	4	7.0	
MCNEESE	11/13/19	*	27	3-9	.333	2-7	.286	0-0	.000	0	3	3	3.3	0	3	1	0	1	8	7.3	
MARQUETTE	11/17/19	*	33	4-9	.444	2-5	.400	0-0	.000	0	2	2	3.0	1	2	1	0	3	10	8.0	
GREEN BAY	11/21/19	*	32	3-7	.429	3-5	.600	2-2	1.000	0	8	8	4.0	0	7	1	0	0	11	8.6	
vs Richmond	11/25/19	*	36	2-10	.200	1-6	.167	0-0	.000	0	7	7	4.5	0	5	1	0	1	5	8.0	
vs New Mexico	11/26/19	*	32	4-12	.333	1-7	.143	2-2	1.000	0	7	7	4.9	1	1	0	0	1	11	8.4	
at NC State	12/04/19	*	36	3-9	.333	2-8	.250	0-0	.000	1	3	4	4.8	1	4	1	0	1	8	8.4	
INDIANA	12/07/19	*	30	2-7	.286	0-3	.000	4-4	1.000	1	4	5	4.8	2	4	2	0	0	8	8.3	
at Rutgers	12/11/19	*	23	1-2	.500	0-1	.000	0-1	.000	0	3	3	4.6	1	1	3	0	2	2	7.7	
MILWAUKEE	12/21/19	*	32	11-14	.786	5-6	.833	4-6	.667	1	4	5	4.6	2	3	2	0	1	31	9.8	
at Tennessee	12/28/19	*	30	6-14	.429	4-8	.500	5-6	.833	0	3	3	4.5	0	3	3	0	1	21	10.8	
RIDER	12/31/19	*	30	3-9	.333	3-7	.429	0-0	.000	0	3	3	4.4	0	7	3	1	3	9	10.6	
at Ohio St.	01/03/20	*	31	2-10	.200	0-4	.000	2-2	1.000	0	3	3	4.3	3	2	1	0	0	6	10.3	
ILLINOIS	01/08/20	*	33	2-10	.200	0-1	.000	3-4	.750	0	3	3	4.2	3	4	1	0	0	7	10.1	
at Penn St.	01/11/20	*	13	0-2	.000	0-1	.000	0-0	.000	0	0	0	3.9	0	1	1	0	0	0	9.4	
MARYLAND	01/14/20	*	26	0-5	.000	0-3	.000	0-0	.000	0	2	2	3.8	2	4	1	0	0	0	8.9	
at Michigan St.	01/17/20	*	26	4-9	.444	1-4	.250	0-0	.000	0	5	5	3.9	2	4	1	0	1	9	8.9	
NEBRASKA	01/21/20	*	36	4-6	.667	3-4	.750	0-0	.000	1	9	10	4.2	0	7	3	0	3	11	9.0	
at Purdue	01/24/20	*	29	4-6	.667	2-3	.667	1-2	.500	0	1	1	4.1	0	2	4	1	0	11	9.1	
at Iowa	01/27/20	*	37	5-10	.500	3-6	.500	3-4	.750	1	8	9	4.3	4	6	1	0	1	16	9.4	
Totals			21	638	68-173	.393	34-94	.362	28-35	.800	6	84	90	4.3	25	74	36	2	20	198	9.4

Games played: 21
Minutes/game: 30.4
Points/game: 9.4
FG Pct: 39.3
3FG Pct: 36.2
FT Pct: 80.0

Rebounds/game: 4.3
Assists/game: 3.5
Turnovers/game: 1.7
Assist/turnover ratio: 2.1
Steals/game: 1.0
Blocks/game: 0.1

CAREER STATISTICS																				
Season	gp-gs	min/avg	Total		3-Point		F-Throws		Rebounds				Scoring							
			fg-fga	pct	fg-fga	pct	ft-fa	pct	off	def	tot	avg	pf	fo	ast	to	blk	stl	pts	avg
2016-17	37-2	677/18.3	70-184	.380	38-91	.418	30-38	.789	7	62	69	1.9	51	0	63	37	3	20	208	5.6
2017-18	10-10	315/31.5	35-92	.380	12-40	.300	12-17	.706	2	18	20	2.0	13	0	23	13	1	6	94	9.4
2018-19	34-34	1107/32.6	133-346	.384	76-195	.390	51-68	.750	6	88	94	2.8	65	1	90	45	1	30	393	11.6
2019-20	21-21	638/30.4	68-173	.393	34-94	.362	28-35	.800	6	84	90	4.3	25	0	74	36	2	20	198	9.4
TOTAL	102-67	2737/26.8	306-795	.385	160-420	.381	121-158	.766	21	252	273	2.7	154	1	250	131	7	76	893	8.8

1 |

BREVIN PRITZL

Graduate Student | Guard | 6-3 | 204 | De Pere, Wis.
De Pere High School



Twitter: @LilB_Pritzl | Instagram: lilb_pritzl

INDIVIDUAL BENCHMARKS

	SEASON	CAREER
GP/GS	21/1	112/22
10+ POINTS:	6	26
3+ 3-PTERS MADE:	4	16
2+ STEALS:	1	10
LED UW IN PTS:	1	7
LED UW IN REB:	1	5

GET TO KNOW BREVIN

The Badgers' lone senior this season, Pritzl brings both leadership and scoring ability to the Badgers in 2019-20. The lethal veteran shooter is back as a graduate student at UW-Madison after leading the Big Ten in 3-point FG percentage during conference play last season (53.5%). The all-time leading scorer in De Pere High School history, Pritzl brings relentless energy and effort on defense while also finding teammates in scoring situations. Pritzl appeared in every game last season, shooting a team-high 41% from 3-point range and scoring in double figures four times as one of UW's featured players off the bench.

HONORS

- 2x; Academic All-Big Ten (2017, '19)

TOP SEASON PERFORMANCES

- **at Tennessee (12/28/19):** Contributed 17 points (4 3FGs) off the bench, as well as 3 reb and 3 stl.
- **vs. Marquette (11/17/19):** Scored 15 pts with a career-high 13 reb in UW's in-state rivalry win.
- **vs. McNeese St. (11/13/19):** Scored 13 pts and added 3 reb in his lone start this season.

SEASON HIGHS

- POINTS: 17 at Tennessee (12/28/19)
- FIELD GOALS: 6 at Tennessee (12/28/19)
- FG ATTEMPTS: 10 at Tennessee (12/28/19)
- 3-POINT FGS: 4 (2x) MR vs. Nebraska (1/21/20)
- 3-POINT FGAS: 8 (2x) MR vs. Nebraska (1/21/20)
- FREE THROWS: 4 (2x) MR vs. Illinois (1/8/20)
- FT ATTEMPTS: 4 (3x) MR vs. Illinois (1/8/20)
- REBOUNDS: 13 vs. Marquette (11/17/19)
- ASSISTS: 2 (5x) MR at Iowa (1/27/20)
- BLOCKS: 1 (3x) MR vs. Rider (12/31/19)
- STEALS: 3 at Tennessee (12/28/19)
- MINUTES: 32 (2x) MR at Iowa (1/27/20)

CAREER HIGHS

- POINTS: 20 vs. Minnesota (2/19/18)
- FIELD GOALS: 6 (6x) MR at Tennessee (12/28/19)
- FG ATTEMPTS: 13 vs. Illinois (1/19/18)
- 3-POINT FGS: 6 vs. Minnesota (2/19/18)
- 3-POINT FGAS: 9 (3x) MR vs. Minnesota (2/19/18)
- FREE THROWS: 6 at Illinois (2/8/18)
- FT ATTEMPTS: 6 (3x) MR vs. Houston Baptist (11/17/18)
- REBOUNDS: 13 vs. Marquette (11/17/19)
- ASSISTS: 4 vs. Green Bay (12/23/17)
- BLOCKS: 1 (12x) MR vs. Rider (12/31/19)
- STEALS: 3 (7x) MR at Tennessee (12/28/19)
- MINUTES: 39 (2x) MR vs. Michigan State (3/2/18)

GAME-BY-GAME STATISTICS

Opponent	Date	gs	min	Total		3-Pointers		Free throws		Rebounds				pf	a	t/o	blk	stl	pts	avg
				fg-fga	pct	3fg-fga	pct	ft-fa	pct	off	def	tot	avg							
vs Saint Mary's (CA)	11/05/19	22	0-0	.000	0-0	.000	0-0	.000	1	2	3	3.0	0	1	0	0	0	0	0	0.0
EASTERN ILL.	11/08/19	26	3-9	.333	1-6	.167	2-2	1.000	2	5	7	5.0	3	0	2	1	0	0	9	4.5
MCNEESE	11/13/19	21	4-9	.444	2-6	.333	3-4	.750	2	1	3	4.3	2	2	0	1	0	0	13	7.3
MARQUETTE	11/17/19	26	4-6	.667	3-4	.750	4-4	1.000	6	7	13	6.5	2	0	2	0	0	0	15	9.3
GREEN BAY	11/21/19	32	4-9	.444	2-4	.500	0-0	.000	1	4	5	6.2	3	2	0	0	0	0	10	9.4
vs Richmond	11/25/19	26	2-5	.400	1-3	.333	0-0	.000	0	5	5	6.0	3	0	2	0	0	0	5	8.7
vs New Mexico	11/26/19	22	2-7	.286	1-6	.167	1-2	.500	1	1	2	5.4	2	1	0	0	0	1	6	8.3
at NC State	12/04/19	22	0-2	.000	0-2	.000	0-0	.000	1	3	4	5.3	0	0	0	0	0	1	0	7.3
INDIANA	12/07/19	22	3-6	.500	2-5	.400	1-2	.500	0	1	1	4.8	2	2	0	0	0	0	9	7.4
at Rutgers	12/11/19	26	2-5	.400	2-5	.400	0-0	.000	0	1	1	4.4	1	0	1	0	0	0	6	7.3
MILWAUKEE	12/21/19	17	1-4	.250	1-3	.333	0-0	.000	0	0	0	4.0	4	1	1	0	0	0	3	6.9
at Tennessee	12/28/19	28	6-10	.600	4-8	.500	1-1	1.000	0	3	3	3.9	1	1	1	0	0	3	17	7.8
RIDER	12/31/19	20	4-7	.571	3-5	.600	0-1	.000	0	1	1	3.7	1	1	2	1	0	0	11	8.0
at Ohio St.	01/03/20	29	3-8	.375	2-5	.400	1-2	.500	1	2	3	3.6	3	0	0	0	0	1	9	8.1
ILLINOIS	01/08/20	20	1-2	.500	1-2	.500	4-4	1.000	0	2	2	3.5	1	0	1	0	0	1	7	8.0
at Penn St.	01/11/20	19	1-5	.200	1-4	.250	0-0	.000	0	1	1	3.4	1	1	0	0	0	0	3	7.7
MARYLAND	01/14/20	24	1-2	.500	1-1	1.000	0-0	.000	0	3	3	3.4	0	2	0	0	0	1	3	7.4
at Michigan St.	01/17/20	23	1-5	.200	0-1	.000	0-0	.000	0	3	3	3.3	0	0	0	0	0	0	2	7.1
NEBRASKA	01/21/20	22	4-11	.364	4-8	.500	0-0	.000	0	3	3	3.3	0	0	2	0	0	0	12	7.4
at Purdue	01/24/20	28	2-5	.400	2-5	.400	2-2	1.000	0	2	2	3.3	1	0	0	0	1	0	8	7.4
at Iowa	01/27/20	32	3-8	.375	2-6	.333	0-0	.000	0	4	4	3.3	3	2	1	0	0	0	8	7.4
Totals		1	507	51-125	.408	35-89	.393	19-24	.792	15	54	69	3.3	33	16	15	4	8	156	7.4

Games played: 21
Minutes/game: 24.1
Points/game: 7.4
FG Pct: 40.8
3FG Pct: 39.3
FT Pct: 79.2

Rebounds/game: 3.3
Assists/game: 0.8
Turnovers/game: 0.7
Assist/turnover ratio: 1.1
Steals/game: 0.4
Blocks/game: 0.2

CAREER STATISTICS

Season	gp-gs	min/avg	Total		3-Point		F-Throws		Rebounds				pf	fo	ast	to	blk	stl	Scoring	
			fg-fga	pct	fg-fga	pct	ft-fa	pct	off	def	tot	avg							pts	avg
2015-16	1-0	4/4.0	0-0	.000	0-0	.000	0-0	.000	0	0	0	0.0	0	0	0	1	0	0	0	0.0
2016-17	24-0	195/8.1	13-38	.342	5-21	.238	14-19	.737	14	12	26	1.1	18	0	2	5	0	7	45	1.9
2017-18	32-21	938/29.3	93-234	.397	53-149	.356	47-55	.855	30	92	122	3.8	56	1	33	17	7	26	286	8.9
2018-19	34-0	668/19.6	50-108	.463	32-78	.410	30-36	.833	15	68	83	2.4	36	0	17	10	3	10	162	4.8
2019-20	21-1	507/24.1	51-125	.408	35-89	.393	19-24	.792	15	54	69	3.3	33	0	16	15	4	8	156	7.4
TOTAL	112-22	2312/20.6	207-505	.410	125-337	.371	110-134	.821	74	226	300	2.7	143	1	68	48	14	51	649	5.8

2 | ALEEM FORD

R-Junior | Forward | 6-8 | 217
Lawrenceville, Ga. | Archer/IMG Academy



Twitter: @Aleemty2 | Instagram: Aleemty2

INDIVIDUAL BENCHMARKS

	SEASON	CAREER
GP/GS:	21/21	85/41
10+ POINTS:	7	16
3+ 3FGS:	2	9
LED UW IN PTS:	1	1
3+ REBOUNDS:	12	36
DOUBLE-DOUBLES:	--	0
2+ ASSISTS:	7	16

GET TO KNOW ALEEM

After missing the opening three games with a knee injury last season, Aleem Ford returned to the court – and form – as one of Wisconsin’s key contributors off the bench. The redshirt junior averaged over three points per game while averaging 13.8 minutes played, scoring in double figures three times. Ford provides a shooting threat from the outside, while also flashing the skillset to drive and slash to the basket. The Lawrenceville, Georgia native appears poised for a breakout season in his third campaign in Madison.

CAREER

- His .409 3FG% in 2017-18 ranked third-highest ever by a UW freshman
- His 45 3FGs as a freshman ranks fifth-highest in school history

TOP SEASON PERFORMANCES

- **vs. Indiana (12/7/19):** Scored 13 pts on 4-6 shooting from the floor including going 3-5 from three-point range.
- **vs. McNeese St. (11/13/19):** Tallied a season-high 16 pts with 2 rebs, a block and a steal.

SEASON HIGHS

POINTS: 16 vs. McNeese State (11/13/19)
FIELD GOALS: 7 vs. McNeese State (11/13/19)
FG ATTEMPTS: 11 (2x) MR vs. Green Bay (11/21/19)
3-POINT FGS: 4 vs. Rider (12/31/19)
3-POINT FGAS: 6 (2x) MR vs. Rider (12/31/19)
FREE THROWS: 4 at Rutgers (12/11/19)
FT ATTEMPTS: 4 (5x) MR at Rutgers (12/11/19)
REBOUNDS: 7 (2x) MR at NC State (12/4/19)
ASSISTS: 3 at Tennessee (12/28/19)
BLOCKS: 3 vs. Indiana (12/7/19)
STEALS: 2 vs. Milwaukee (12/21/19)
MINUTES: 34 vs. Saint Mary’s (11/5/19)

CAREER HIGHS

POINTS: 16 vs. McNeese State (11/13/19)
FIELD GOALS: 7 vs. McNeese State (11/13/19)
FG ATTEMPTS: 11 (2x) MR vs. Green Bay (11/21/19)
3-POINT FGS: 4 (5x) MR vs. Rider (12/31/19)
3-POINT FGAS: 8 vs. Minnesota (2/19/18)
FREE THROWS: 4 (3x) MR at Rutgers (12/11/19)
FT ATTEMPTS: 4 (7x) MR at Rutgers (12/11/19)
REBOUNDS: 7 (4x) MR at. NC State (12/4/19)
ASSISTS: 5 vs. Milwaukee (11/24/17)
BLOCKS: 3 vs. Indiana (12/7/19)
STEALS: 2 (3x) MR vs. Milwaukee (12/21/19)
MINUTES: 38 at Maryland (2/4/18)

GAME-BY-GAME STATISTICS

Opponent	Date	gs	min	Total		3-Pointers		Free throws		Rebounds				pf	a	t/o	blk	stl	pts	avg	
				fg-fga	pct	3fg-fga	pct	ft-fla	pct	off	def	tot	avg								
vs Saint Mary's (CA)	11/05/19	*	34	3-9	.333	1-6	.167	0-0	.000	2	3	5	5.0	3	2	3	0	1	7	7.0	
EASTERN ILL.	11/08/19	*	17	4-10	.400	1-5	.200	2-3	.667	0	4	4	4.5	0	1	0	1	11	9.0		
MCNEESE	11/13/19	*	26	7-11	.636	2-4	.500	0-0	.000	1	1	2	3.7	3	1	0	1	1	16	11.3	
MARQUETTE	11/17/19	*	27	4-10	.400	1-4	.250	3-4	.750	1	6	7	4.5	3	1	2	2	0	12	11.5	
GREEN BAY	11/21/19	*	28	5-11	.455	2-5	.400	0-0	.000	2	3	5	4.6	2	2	2	0	0	12	11.6	
vs Richmond	11/25/19	*	27	0-5	.000	0-3	.000	3-4	.750	0	4	4	4.5	0	1	1	0	0	3	10.2	
vs New Mexico	11/26/19	*	29	2-7	.286	0-3	.000	3-4	.750	5	1	6	4.7	2	2	4	0	1	7	9.7	
at NC State	12/04/19	*	28	5-10	.500	1-3	.333	2-4	.500	4	3	7	5.0	2	0	2	1	1	13	10.1	
INDIANA	12/07/19	*	26	4-6	.667	3-5	.600	2-2	1.000	1	4	5	5.0	4	1	0	3	0	13	10.4	
at Rutgers	12/11/19	*	22	2-5	.400	1-3	.333	4-4	1.000	0	1	1	4.6	0	1	2	1	1	9	10.3	
MILWAUKEE	12/21/19	*	22	2-3	.667	2-2	1.000	1-2	.500	0	4	4	4.5	0	2	0	0	2	7	10.0	
at Tennessee	12/28/19	*	19	2-7	.286	0-3	.000	1-2	.500	1	2	3	4.4	5	3	0	0	0	5	9.6	
RIDER	12/31/19	*	21	5-9	.556	4-6	.667	0-0	.000	1	4	5	4.5	2	2	2	0	1	14	9.9	
at Ohio St.	01/03/20	*	17	2-4	.500	1-3	.333	0-0	.000	0	1	1	4.2	1	1	0	0	0	5	9.6	
ILLINOIS	01/08/20	*	23	2-7	.286	0-3	.000	0-0	.000	1	1	2	4.1	0	1	0	0	0	4	9.2	
at Penn St.	01/11/20	*	22	1-3	.333	0-1	.000	0-0	.000	0	2	2	3.9	4	0	0	0	0	2	8.8	
MARYLAND	01/14/20	*	17	0-3	.000	0-3	.000	0-0	.000	0	1	1	3.8	0	1	0	1	0	0	8.2	
at Michigan St.	01/17/20	*	6	0-1	.000	0-1	.000	0-0	.000	1	1	2	3.7	1	1	0	1	0	0	7.8	
NEBRASKA	01/21/20	*	22	3-7	.429	2-4	.500	0-0	.000	2	2	4	3.7	1	2	0	0	1	8	7.8	
at Purdue	01/24/20	*	21	3-5	.600	0-2	.000	0-0	.000	0	1	1	3.6	0	0	0	0	1	6	7.7	
at Iowa	01/27/20	*	19	2-8	.250	1-3	.333	1-2	.500	1	1	2	3.5	3	0	1	0	0	6	7.6	
Totals			21	473	58-141	.411	22-72	.306	22-31	.710	23	50	73	3.5	41	24	20	10	11	160	7.6

Games played: 21
Minutes/game: 22.5
Points/game: 7.6
FG Pct: 41.1
3FG Pct: 30.6
FT Pct: 71.0

Rebounds/game: 3.5
Assists/game: 1.1
Turnovers/game: 1.0
Assist/turnover ratio: 1.2
Steals/game: 0.5
Blocks/game: 0.5

CAREER STATISTICS

Season	gp-gs	min/avg	Total		3-Point		F-Throws		Rebounds				pf	fo	ast	to	blk	stl	Scoring	
			fg-fga	pct	fg-fga	pct	ft-fla	pct	off	def	tot	avg							pts	avg
2017-18	33-20	805/24.4	60-150	.400	45-110	.409	27-33	.818	20	71	91	2.8	64	1	30	25	6	11	192	5.8
2018-19	31-0	429/13.8	35-103	.340	23-80	.288	4-4	1.000	11	48	59	1.9	44	0	11	16	4	8	97	3.1
2019-20	21-21	473/22.5	58-141	.411	22-72	.306	22-31	.710	23	50	73	3.5	41	2	24	20	10	11	160	7.6
TOTAL	85-41	1707/20.1	153-394	.388	90-262	.344	53-68	.779	54	169	223	2.6	149	3	65	61	20	30	449	5.3

11 | MICAH POTTER

R-Junior | Forward | 6-10 | 248
Mentor, Ohio | Montverde Academy



Twitter: @BigJam_23 | Instagram: bigjam_23

INDIVIDUAL BENCHMARKS

	SEASON	CAREER
GP/GS:	11/0	70/16
10+ POINTS:	5	10
20+ POINTS:	1	1
5+ REBOUNDS:	7	19
10+ REBOUNDS:	1	2
DOUBLE-DOUBLES:	1	2
2+ BLOCKS:	3	7
LED TEAM IN PTS:	2	2
LED TEAM IN REB:	4	7

GET TO KNOW MICAH

Junior transfer Micah Potter made his debut for Wisconsin this December in a 83-64 win over Milwaukee (12/21). Potter finished with 12 points, 5 rebounds and 1 block in just 13 minutes off the bench, flashing the potential of what he could bring to the Badgers. It had been 644 days since Potter had last played a game at Ohio State, where he appeared in 59 games (16 starts) and averaged 4.1 points, 2.4 rebounds and 10.1 minutes per game in 2017-18. Stretching the floor with his inside-outside game, while also providing a physical, defensive presence in the paint, Potter brings a defensive boost and valuable minutes to UW's rotation.

HONORS

- 2018 Academic All-Big Ten

TOP SEASON PERFORMANCES

- **at #20 Penn State (1/11/20):** Scored a career-high 24 points (9-14 FGs), including 18 in the first half. Recorded his first double-double as a Badger, also posting a career-best 13 rebounds. He knocked down a career-high four 3-pointers (4-6 3FG).
- **vs. #17 Maryland (1/14/20):** Finished with 14 points on efficient 6-for-7 FG shooting (2-3 3FG), plus 3 rebounds and 1 steal in 13 minutes off the bench.

SEASON HIGHS

POINTS: 24 at Penn State (1/11/20)
FIELD GOALS: 9 at Penn State (1/11/20)
FG ATTEMPTS: 14 at Penn State (1/11/20)
3-POINT FGS: 4 at Penn State (1/11/20)
3-POINT FGAS: 6 at Penn State (1/11/20)
FREE THROWS: 8 vs. Illinois (1/8/20)
FT ATTEMPTS: 8 vs. Illinois (1/8/20)
REBOUNDS: 13 at Penn State (1/11/20)
ASSISTS: 1 (2x) MR at Iowa (1/27/20)
BLOCKS: 3 (2x) MR vs. Illinois (1/8/20)
STEALS: 1 (3x) MR at Iowa (1/27/20)
MINUTES: 27 at Penn State (1/11/20)

CAREER HIGHS

POINTS: 24 at Penn State (1/11/20)
FIELD GOALS: 9 at Penn State (1/11/20)
FG ATTEMPTS: 14 at Penn State (1/11/20)
3-POINT FGS: 4 at Penn State (1/11/20)
3-POINT FGAS: 6 at Penn State (1/11/20)
FREE THROWS: 8 vs. Illinois (1/8/20)
FT ATTEMPTS: 8 vs. Illinois (1/8/20)
REBOUNDS: 13 at Penn State (1/11/20)
ASSISTS: 2 (3x) MR vs. Citadel (12/19/17)*
BLOCKS: 3 (2x) MR vs. Illinois (1/8/20)
STEALS: 3 (2x) MR vs. Citadel (12/19/17)*
MINUTES: 31 vs. Texas Southern (11/16/17)*

*Recorded at Ohio State

GAME-BY-GAME STATISTICS

Opponent	Date	gs	min	Total		3-Pointers		Free throws		Rebounds			pf	a	t/o	blk	stl	pts	avg	
				fg-fga	pct	3fg-fga	pct	ft-fa	pct	off	def	tot								avg
MILWAUKEE	12/21/19	13	3-6	.500	0-1	.000	6-6	1.000	0	5	5	5.0	0	0	3	1	0	12	12.0	
at Tennessee	12/28/19	7	0-1	.000	0-0	.000	0-0	.000	0	2	2	3.5	4	0	1	0	0	0	6.0	
RIDER	12/31/19	19	2-6	.333	0-1	.000	0-0	.000	0	7	7	4.7	0	0	0	3	0	4	5.3	
at Ohio St.	01/03/20	11	2-4	.500	0-1	.000	0-0	.000	0	3	3	4.3	2	0	2	0	0	4	5.0	
ILLINOIS	01/08/20	15	2-6	.333	1-2	.500	8-8	1.000	3	6	9	5.2	0	0	1	3	1	13	6.6	
at Penn St.	01/11/20	28	9-14	.643	4-6	.667	2-2	1.000	3	10	13	6.5	1	0	2	1	0	24	9.5	
MARYLAND	01/14/20	13	6-7	.857	2-3	.667	0-1	.000	0	3	3	6.0	1	0	1	0	1	14	10.1	
at Michigan St.	01/17/20	20	2-7	.286	0-1	.000	0-0	.000	2	3	5	5.9	0	0	3	0	1	4	9.4	
NEBRASKA	01/21/20	13	3-3	1.000	2-2	1.000	1-2	.500	1	4	5	5.8	1	1	0	0	0	9	9.3	
at Purdue	01/24/20	14	5-7	.714	1-2	.500	0-0	.000	0	2	2	5.4	2	0	0	0	1	11	9.5	
at Iowa	01/27/20	15	3-7	.429	0-2	.000	1-1	1.000	3	3	6	5.5	4	1	1	2	1	7	9.3	
Totals		0	168	37-68	.544	10-21	.476	18-20	.900	12	48	60	5.5	15	2	14	10	5	102	9.3

Games played: 11	Rebounds/game: 5.5
Minutes/game: 15.3	Assists/game: 0.2
Points/game: 9.3	Turnovers/game: 1.3
FG Pct: 54.4	Assist/turnover ratio: 0.1
3FG Pct: 47.6	Steals/game: 0.5
FT Pct: 90.0	Blocks/game: 0.9

CAREER STATISTICS

Overall (*at Ohio State)					3-Point				Rebounding										
Year	GP-GS	Min/Avg	FG-FGA	Pct	FG-FGA	Pct	FT-FTA	Pct	Off-Def	Tot	Avg	PF-FO	Ast	TO	Blk	Stl	Pts/Avg		
2016-17*	30-12	422/14.1	43-99	.434	17-51	.333	21-35	.600	35-57	92	3.1	68-0	8	20	11	8	124/4.1		
2017-18*	29-4	292/10.1	44-90	.489	6-20	.300	24-30	.800	31-40	71	2.4	39-0	10	12	11	5	118/4.1		
2019-20	11-0	164/14.9	37-68	.544	10-21	.476	18-20	.900	12-48	60	5.5	15-0	2	14	10	5	102/9.3		
Total	70-16	878/12.5	124-257	.482	33-92	.359	63-85	.741	78-145	223	3.2	122	20	46	32	18	344/4.9		

Big Ten (at Ohio State)					3-Point				Rebounding										
Year	GP-GS	Min/Avg	FG-FGA	Pct	FG-FGA	Pct	FT-FTA	Pct	Off-Def	Tot	Avg	PF-FO	Ast	TO	Blk	Stl	Pts/Avg		
2016-17*	18-1	225/12.5	25-57	.439	9-31	.290	15-20	.750	18-27	45	2.5	43-0	5	9	8	2	74/4.1		
2017-18*	16-0	152/9.5	25-51	.490	4-10	.400	14-17	.824	14-21	35	2.2	29-0	2	5	4	1	68/4.3		
2019-20	8-0	126/15.8	32-55	.582	10-19	.526	12-14	.857	12-34	46	5.8	11-0	2	10	6	5	86/10.8		
Total	41-1	503/12.0	82-163	.503	23-60	.383	41-51	.804	44-82	126	3.0	83	9	24	18	8	228/5.4		

34 | BRAD DAVISON

Junior | Guard | 6-3 | 206

Maple Grove, Minn. | Maple Grove High School



Twitter: @braddavi34 | Instagram: braddavison

INDIVIDUAL BENCHMARKS

	SEASON	CAREER
GP/SG:	21/21	88/84
10+ POINTS:	8	47
20+ POINTS:	1	6
30+ POINTS:	--	1
3+ ASSISTS:	6	28
3+ STEALS:	1	8
LED UW IN PTS:	3	17
LED UW IN AST:	3	17

GET TO KNOW BRAD

Entering his third season with the Badgers, Davison has grown as a team leader, not only vocally but also as in terms of production on the court. The Maple Grove, Minn. native has played in 88 career games, with a team-high 84 starts. Last season, Davison started all 34 games and finished third on the team in scoring (10.5 ppg), while also averaging 3.3 rebounds and 1.1 steals per game. A 2019 Academic All-Big Ten student, Davison is a natural leader, fierce competitor and electrifying scorer who will be one of the Badgers catalysts during the 2019-20 season.

- Needs just 60 points to reach 1,000 in his career.

HONORS

- 2019 Academic All-Big Ten
- 2018 Big Ten All-Freshman Team
- 2x Big Ten Freshman of the Week

CAREER

- Set UW freshman records for Free Throw % (.818) and 3FGs (60)
- Just the fourth Badger over the last 20 years to average double-figure scoring in his freshman season, joining Ethan Happ (2016), Alando Tucker (2003) and Devin Harris (2002)

TOP SEASON PERFORMANCES

- **vs. #17 Maryland (1/14/20):** Hit a game-winning 3 with 11 seconds left after getting a steal to clinch UW's upset. Finished with 14 pts, 3 reb and 1 stl.
- **vs. McNeese St. (11/13/19):** Tallied 24 points, 3 rebounds and 2 assists.
- **vs. Marquette (11/17/19):** Finished with 15 points and added 3 rebounds, 2 assists.

SEASON HIGHS

POINTS: 24 vs. McNeese State (11/13/19)
 FIELD GOALS: 7 vs. McNeese State (11/13/19)
 FG ATTEMPTS: 13 (2x) MR vs. Marquette (11/17/19)
 3-POINT FGS: 4 vs. Nebraska (1/21/20)
 3-POINT FGAS: 9 vs. Nebraska (1/21/20)
 FREE THROWS: 7 vs. McNeese State (11/13/19)
 FT ATTEMPTS: 7 vs. McNeese State (11/13/19)
 REBOUNDS: 13 at Penn State (1/11/20)
 ASSISTS: 5 vs. Milwaukee (12/21/19)
 BLOCKS: --
 STEALS: 4 vs. McNeese State (11/13/19)
 MINUTES: 37 vs. Saint Mary's (11/5/19)

CAREER HIGHS

POINTS: 30 vs. Michigan State (2/25/18)
 FIELD GOALS: 10 vs. Michigan State (2/25/18)
 FG ATTEMPTS: 19 vs. Michigan State (2/25/18)
 3-POINT FGS: 6 vs. Savannah State (12/13/18)
 3-POINT FGAS: 9 (2x) MR vs. Nebraska (1/21/20)
 FREE THROWS: 11 vs. Marquette (12/9/17)
 FT ATTEMPTS: 16 vs. Marquette (12/9/17)
 REBOUNDS: 13 at Penn State (1/11/20)
 ASSISTS: 6 (2x) MR at Northwestern (2/22/18)
 BLOCKS: 1 at Purdue (1/16/18)
 STEALS: 4 (5x) MR vs. McNeese St (11/13/19)
 MINUTES: 44 vs. Minnesota (2/19/18)

GAME-BY-GAME STATISTICS

Opponent	Date	gs	min	Total		3-Pointers		Free throws		Rebounds				pf	a	t/o	blk	stl	pts	avg	
				fg-fga	pct	3fg-fga	pct	ft-fa	pct	off	def	tot	avg								
vs Saint Mary's (CA)	11/05/19	*	38	6-13	.462	1-4	.250	3-4	.750	1	3	4	4.0	4	0	1	0	0	16	16.0	
EASTERN ILL.	11/08/19	*	30	3-6	.500	0-2	.000	2-2	1.000	2	1	3	3.5	1	4	2	0	1	8	12.0	
MCNEESE	11/13/19	*	33	7-8	.875	3-4	.750	7-7	1.000	0	3	3	3.3	0	2	3	0	4	24	16.0	
MARQUETTE	11/17/19	*	34	6-13	.462	1-3	.333	2-2	1.000	0	3	3	3.3	3	2	0	0	1	15	15.8	
GREEN BAY	11/21/19	*	24	4-8	.500	3-6	.500	4-4	1.000	0	5	5	3.6	2	3	1	0	1	15	15.6	
vs Richmond	11/25/19	*	30	2-6	.333	1-4	.250	0-0	.000	1	4	5	3.8	3	0	4	0	2	5	13.8	
vs New Mexico	11/26/19	*	36	0-9	.000	0-6	.000	2-2	1.000	1	5	6	4.1	4	0	1	0	1	2	12.1	
at NC State	12/04/19	*	27	1-5	.200	1-4	.250	0-0	.000	1	2	3	4.0	0	2	0	0	0	3	11.0	
INDIANA	12/07/19	*	27	1-6	.167	0-1	.000	0-0	.000	0	4	4	4.0	0	2	0	0	1	2	10.0	
at Rutgers	12/11/19	*	30	3-7	.429	2-4	.500	1-2	.500	0	5	5	4.1	3	0	0	0	1	9	9.9	
MILWAUKEE	12/21/19	*	32	0-3	.000	0-2	.000	3-4	.750	0	4	4	4.1	3	5	0	0	1	3	9.3	
at Tennessee	12/28/19	*	30	3-6	.500	2-4	.500	0-0	.000	1	1	2	3.9	3	3	0	0	1	8	9.2	
RIDER	12/31/19	*	21	4-7	.571	3-5	.600	0-0	.000	0	6	6	4.1	3	4	0	0	0	11	9.3	
at Ohio St.	01/03/20	*	28	0-4	.000	0-2	.000	0-0	.000	0	5	5	4.1	2	1	1	0	1	0	8.6	
ILLINOIS	01/08/20	*	31	1-3	.333	1-2	.500	4-5	.800	1	2	3	4.1	4	0	0	0	0	7	8.5	
at Penn St.	01/11/20	*	35	3-12	.250	1-6	.167	4-5	.800	2	11	13	4.6	3	1	2	0	1	11	8.7	
MARYLAND	01/14/20	*	36	5-9	.556	2-5	.400	2-2	1.000	0	3	3	4.5	1	1	2	0	1	14	9.0	
at Michigan St.	01/17/20	*	30	2-8	.250	0-4	.000	5-5	1.000	1	3	4	4.5	3	4	1	0	0	9	9.0	
NEBRASKA	01/21/20	*	29	5-11	.455	4-9	.444	0-0	.000	0	6	6	4.6	4	1	0	0	1	14	9.3	
at Purdue	01/24/20	*	22	1-5	.200	0-3	.000	0-0	.000	2	2	4	4.6	3	0	1	0	0	2	8.9	
at Iowa	01/27/20	*	33	2-8	.250	2-7	.286	0-0	.000	1	4	5	4.6	5	1	2	0	0	6	8.8	
Totals			21	636	59-157	.376	27-87	.310	39-44	.886	14	82	96	4.6	54	36	21	0	18	184	8.8

Games played: 21
 Minutes/game: 30.3
 Points/game: 8.8
 FG Pct: 37.6
 3FG Pct: 31.0
 FT Pct: 88.6

Rebounds/game: 4.6
 Assists/game: 1.7
 Turnovers/game: 1.0
 Assist/turnover ratio: 1.7
 Steals/game: 0.9

CAREER STATISTICS

Season	gp-gs		min/avg		Total		3-Point		F-Throws		Rebounds				Scoring										
	gp	gs	min	avg	fg-fga	pct	fg-fga	pct	ft-fa	pct	off	def	tot	avg	pf	fo	ast	to	blk	stl	pts	avg			
2017-18	33	29	1028	31.2	124	306	.405	60	169	.355	90	110	.818	10	66	76	2.3	109	3	83	59	1	40	398	12.1
2018-19	34	34	1096	32.2	115	299	.385	52	149	.349	76	94	.809	10	101	111	3.3	79	2	62	34	2	36	398	12.5
2019-20	21	21	636	30.3	59	157	.376	27	87	.310	39	44	.886	14	82	96	4.6	54	1	36	21	0	18	184	8.8
TOTAL	88	84	2760	31.4	298	762	.391	139	405	.343	205	248	.827	34	249	283	3.2	242	6	181	114	3	94	940	10.7

35

NATE REUVERS

Junior | Forward | 6-11 | 235

Lakeville, Minn. | Lakeville North High School



Twitter: @Reuvers35 | Instagram: reuvers35

INDIVIDUAL BENCHMARKS

	SEASON	CAREER
GP/GS:	21/21	83/70
10+ POINTS:	17	31
20+ POINTS:	3	4
5+ REBOUNDS:	12	24
10+ REBOUNDS:	1	2
DOUBLE-DOUBLES:	1	2
2+ BLOCKS:	12	35
LED UW IN PTS:	8	11
LED UW IN REB:	10	12

GET TO KNOW NATE

Reuvers looks to build off of a productive sophomore season during which the stretch forward averaged 7.0 points and 3.9 rebounds per game with 60 blocks. The Lakeville, Minnesota native started all 34 games last season. Possessing size and a perimeter shooting, Reuvers has worked to improve his strength and post game to become a well-rounded player and make a leap in his junior season. A 2019 Academic All-Big Ten student, Reuvers has an instinctive feel for the game and has become a skilled shot blocker.

HONORS

- Big Ten Player of the Week (11/11/19)
- 2019 Academic All-Big Ten
- 2018 Big Ten All-Freshman Team
- 2x Big Ten Freshman of the Week

CAREER

- Ranks 4th on UW's all-time blocks list with 130. Needs 14 more to pass Jared Berggren for 3rd place.
- Reuvers has tied UW's single-game record for blocks (9) 2x: Stanford (11/21/18), EIU (11/8/19).
- As a sophomore, Reuvers averaged 13.2 ppg in games where he posted double-figure shot attempts, a total of 6 games.

TOP SEASON PERFORMANCES

- **at #5 Ohio State (1/3/20):** Near double-double with team highs in pts (17), reb (13), including career highs in FTs (10) and FTAs (12).
- **vs. #20 Saint Mary's (11/5/19):** Scored a season-high 22 pts and added 6 reb and 4 blks.
- **vs. Eastern Illinois (11/8/19):** Nearly reached a triple-double with 14 pts, 14 reb and 9 blks.

SEASON HIGHS

POINTS: 22 (2x) MR vs. Milwaukee (12/21/19)
FIELD GOALS: 8 (4x) MR vs. Milwaukee (12/21/19)
FG ATTEMPTS: 18 vs. Saint Mary's (11/5/19)
3-POINT FGS: 3 at Michigan State (1/17/20)
3-POINT FGAS: 6 at Michigan State (1/17/20)
FREE THROWS: 10 at Ohio State (1/3/20)
FT ATTEMPTS: 12 at Ohio State (1/3/20)
REBOUNDS: 14 vs. Eastern Illinois (11/8/19)
ASSISTS: 2 (2x) MR vs. Green Bay (11/21/19)
BLOCKS: 9 vs. Eastern Illinois (11/8/19)
STEALS: 2 (2x) MR vs. Indiana (12/7/19)
MINUTES: 42 vs. Saint Mary's (11/5/19)

CAREER HIGHS

POINTS: 22 (3x) MR vs. Milwaukee (12/21/19)
FIELD GOALS: 8 (4x) MR vs. Milwaukee (12/21/19)
FG ATTEMPTS: 18 vs. Saint Mary's (11/5/19)
3-POINT FGS: 4 at Maryland (1/14/19)
3-POINT FGAS: 8 at Maryland (1/14/19)
FREE THROWS: 10 at Ohio State (1/3/20)
FT ATTEMPTS: 12 at Ohio State (1/3/20)
REBOUNDS: 14 vs. Eastern Illinois (11/8/19)
ASSISTS: 4 vs. Maryland (2/1/19)
BLOCKS: 9 (2x) MR vs. Eastern Illinois (11/8/19)
STEALS: 2 (7x) MR vs. Indiana (12/7/19)
MINUTES: 42 vs. Saint Mary's (11/5/19)

GAME-BY-GAME STATISTICS

Opponent	Date	gs	min	Total		3-Pointers		Free throws		Rebounds				pf	a	t/o	blk	stl	pts	avg	
				fg-fga	pct	3fg-fga	pct	ft-fa	pct	off	def	tot	avg								
vs Saint Mary's (CA)	11/05/19	*	41	8-18	.444	1-4	.250	5-7	.714	2	4	6	6.0	2	0	3	4	0	22	22.0	
EASTERN ILL.	11/08/19	*	33	4-8	.500	1-2	.500	5-5	1.000	3	11	14	10.0	2	0	3	9	0	14	18.0	
MCNEESE	11/13/19	*	21	4-9	.444	0-2	.000	2-3	.667	2	2	4	8.0	4	2	1	1	1	10	15.3	
MARQUETTE	11/17/19	*	31	2-9	.222	2-4	.500	4-4	1.000	0	1	1	6.3	3	1	3	1	1	10	14.0	
GREEN BAY	11/21/19	*	20	8-12	.667	2-5	.400	1-2	.500	2	1	3	5.6	4	2	5	1	0	19	15.0	
vs Richmond	11/25/19	*	37	6-14	.429	1-4	.250	4-4	1.000	2	5	7	5.8	3	1	1	1	2	17	15.3	
vs New Mexico	11/26/19	*	30	7-9	.778	0-1	.000	2-4	.500	1	4	5	5.7	5	0	5	1	0	16	15.4	
at NC State	12/04/19	*	27	5-14	.357	0-4	.000	1-2	.500	1	2	3	5.4	3	0	3	3	0	11	14.9	
INDIANA	12/07/19	*	28	8-12	.667	2-3	.667	2-2	1.000	1	3	4	5.2	4	0	0	2	2	20	15.4	
at Rutgers	12/11/19	*	28	2-8	.250	1-4	.250	1-2	.500	1	4	5	5.2	4	1	3	2	0	6	14.5	
MILWAUKEE	12/21/19	*	27	8-12	.667	2-4	.500	4-4	1.000	1	4	5	5.2	3	0	0	3	0	22	15.2	
at Tennessee	12/28/19	*	32	4-6	.667	1-1	1.000	0-0	.000	1	6	7	5.3	1	1	1	2	1	9	14.7	
RIDER	12/31/19	*	22	6-11	.545	0-2	.000	3-4	.750	1	5	6	5.4	1	0	1	2	0	15	14.7	
at Ohio St.	01/03/20	*	27	3-12	.250	1-4	.250	10-12	.833	4	5	9	5.6	3	1	2	0	0	17	14.9	
ILLINOIS	01/08/20	*	26	3-9	.333	0-2	.000	1-2	.500	1	4	5	5.6	4	0	1	2	1	7	14.3	
at Penn St.	01/11/20	*	11	1-3	.333	0-1	.000	2-3	.667	1	1	2	5.4	3	0	1	0	0	4	13.7	
MARYLAND	01/14/20	*	27	7-15	.467	2-5	.400	1-2	.500	1	4	5	5.4	2	0	1	1	1	17	13.9	
at Michigan St.	01/17/20	*	29	7-15	.467	3-6	.500	2-3	.667	1	6	7	5.4	3	0	0	2	1	19	14.2	
NEBRASKA	01/21/20	*	19	4-8	.500	1-2	.500	2-2	1.000	1	3	4	5.4	4	1	1	4	0	11	14.0	
at Purdue	01/24/20	*	27	4-11	.364	1-5	.200	1-2	.500	0	2	2	5.2	1	1	2	1	0	10	13.8	
at Iowa	01/27/20	*	28	6-15	.400	0-2	.000	1-3	.333	0	3	3	5.1	4	0	0	2	0	13	13.8	
Totals			21	571	107-230	.465	21-67	.313	54-72	.750	27	80	107	5.1	63	11	37	44	10	289	13.8

Games played: 21
Minutes/game: 27.2
Points/game: 13.8
FG Pct: 46.5
3FG Pct: 31.3
FT Pct: 75.0

Rebounds/game: 5.1
Assists/game: 0.5
Turnovers/game: 1.8
Assist/turnover ratio: 0.3
Steals/game: 0.5
Blocks/game: 2.1

CAREER STATISTICS

Season	gp-gs	min/avg	Total		3-Point		F-Throws		Rebounds				Scoring							
			fg-fga	pct	fg-fga	pct	ft-fa	pct	off	def	tot	avg	pf	o	ast	to	blk	stl	pts	avg
2017-18	28-15	466/16.6	58-152	.382	12-47	.255	20-24	.833	19	36	55	2.0	67	0	22	29	26	7	148	5.3
2018-19	34-34	779/22.9	105-234	.449	32-84	.381	26-41	.634	42	91	133	3.9	81	1	34	32	60	10	268	7.9
2019-20	21-21	571/27.2	107-230	.465	21-67	.313	54-72	.750	27	80	107	5.1	63	1	11	37	44	10	289	13.8
TOTAL	83-70	1816/21.9	270-616	.438	65-198	.328	100-137	.730	88	207	295	3.6	211	2	67	98	130	27	705	8.5

Individual Game by Game

3 | WALT McGRORY

Junior | Guard | 6-3 | 205
Minneapolis, Minn. | Edina High School

GAME-BY-GAME STATISTICS

Opponent	Date	gs	min	Total		3-Pointers		Free throws		Rebounds				pf	a	t/o	blk	stl	pts	avg
				fg-fga	pct	3fg-fga	pct	ft-fa	pct	off	def	tot	avg							
MCNEESE	11/13/19	24		3-6	.500	1-3	.333	2-2	1.000	0	2	2	2.0	1	2	1	0	0	9	9.0
MARQUETTE	11/17/19	1		0-0	.000	0-0	.000	0-0	.000	0	0	0	1.0	0	0	0	0	0	0	4.5
GREEN BAY	11/21/19	9		1-2	.500	0-1	.000	0-0	.000	0	3	3	1.7	2	1	0	0	0	2	3.7
INDIANA	12/07/19	2		0-0	.000	0-0	.000	0-0	.000	0	0	0	1.3	2	0	0	0	0	0	2.8
MILWAUKEE	12/21/19	4		0-1	.000	0-1	.000	0-0	.000	0	0	0	1.0	1	0	0	0	0	0	2.2
at Tennessee	12/28/19	2		0-0	.000	0-0	.000	0-0	.000	0	0	0	0.8	0	0	0	0	0	0	1.8
RIDER	12/31/19	8		0-2	.000	0-1	.000	0-0	.000	2	2	4	1.3	2	0	0	0	0	0	1.6
NEBRASKA	01/21/20	1		0-0	.000	0-0	.000	0-0	.000	0	0	0	1.1	0	0	0	0	0	0	1.4
at Purdue	01/24/20	2		1-1	1.000	1-1	1.000	0-0	.000	0	0	0	1.0	1	1	0	0	0	3	1.6
Totals		0	53	5-12	.417	2-7	.286	2-2	1.000	2	7	9	1.0	9	4	1	0	0	14	1.6

Games played: 9
Minutes/game: 5.9
Points/game: 1.6
FG Pct: 41.7
3FG Pct: 28.6
FT Pct: 100.0

Rebounds/game: 1.0
Assists/game: 0.4
Turnovers/game: 0.1
Assist/turnover ratio: 4.0

CAREER STATISTICS

Season	gp-gs	min/avg	Total		3-Point		F-Throws		Rebounds				pf	fo	ast	to	blk	stl	Scoring	
			fg-fga	pct	fg-fga	pct	ft-fa	pct	off	def	tot	avg							pts	avg
2017-18	9-0	72/8.0	0-5	.000	0-3	.000	5-7	.714	0	8	8	0.9	5	0	4	7	0	4	5	0.6
2018-19	13-0	31/2.4	2-5	.400	2-4	.500	0-0	.000	0	2	2	0.2	2	0	1	2	0	0	6	0.5
2019-20	9-0	53/5.9	5-12	.417	2-7	.286	2-2	1.000	2	7	9	1.0	9	0	4	1	0	0	14	1.6
TOTAL	31-0	156/5.0	7-22	.318	4-14	.286	7-9	.778	2	17	19	0.6	16	0	9	10	0	4	25	0.8

SEASON HIGHS

POINTS: 9 vs. McNeese State (11/13/19)
FIELD GOALS: 3 vs. McNeese State (11/13/19)
FG ATTEMPTS: 6 vs. McNeese State (11/13/19)
3-POINT FGS: 1 (2x) MR at Purdue (1/24/20)
3-POINT FGAS: 3 vs. McNeese State (11/13/19)
FREE THROWS: 2 vs. McNeese State (11/13/19)
FT ATTEMPTS: 2 vs. McNeese State (11/13/19)
REBOUNDS: 4 vs. Rider (12/31/19)
ASSISTS: 2 vs. McNeese State (11/13/19)
BLOCKS: --
STEALS: --
MINUTES: 24 vs. McNeese State (11/13/19)

CAREER HIGHS

POINTS: 9 vs. McNeese State (11/13/19)
FIELD GOALS: 3 vs. McNeese State (11/13/19)
FG ATTEMPTS: 6 vs. McNeese State (11/13/19)
3-POINT FGS: 1 (4x) MR at Purdue (1/24/20)
3-POINT FGAS: 3 vs. McNeese State (11/13/19)
FREE THROWS: 4 vs. Green Bay (12/23/17)
FT ATTEMPTS: 6 vs. Green Bay (12/23/17)
REBOUNDS: 6 vs. Green Bay (12/23/17)
ASSISTS: 2 vs. McNeese State (11/13/19)
BLOCKS: --
STEALS: 3 vs. UMass Lowell (12/30/17)
MINUTES: 24 vs. McNeese State (11/13/19)

4 | CARTER HIGGINBOTTOM

R-Freshman | Guard | 6-0 | 187
Chicago, Ill. | St. Ignatius High School

GAME-BY-GAME STATISTICS

Opponent	Date	gs	min	Total		3-Pointers		Free throws		Rebounds				pf	a	t/o	blk	stl	pts	avg
				fg-fga	pct	3fg-fga	pct	ft-fa	pct	off	def	tot	avg							
MCNEESE	11/13/19	1		0-0	.000	0-0	.000	0-0	.000	0	0	0	0.0	0	0	0	0	0	0	0.0
MARQUETTE	11/17/19	1		0-0	.000	0-0	.000	0-0	.000	0	0	0	0.0	0	0	0	0	1	0	0.0
INDIANA	12/07/19	1		0-0	.000	0-0	.000	0-0	.000	0	0	0	0.0	0	0	0	0	0	0	0.0
MILWAUKEE	12/21/19	1		0-0	.000	0-0	.000	0-0	.000	0	1	1	0.3	0	0	0	0	0	0	0.0
at Tennessee	12/28/19	1		0-0	.000	0-0	.000	0-0	.000	0	0	0	0.2	0	0	0	0	0	0	0.0
RIDER	12/31/19	1		0-0	.000	0-0	.000	0-0	.000	0	0	0	0.2	0	0	0	0	0	0	0.0
NEBRASKA	01/21/20	1		0-1	.000	0-0	.000	0-0	.000	0	0	0	0.1	0	0	0	0	0	0	0.0
Totals		0	7	0-1	.000	0-0	.000	0-0	.000	0	1	1	0.1	0	0	1	0	0	0	0.0

Games played: 7
Minutes/game: 1.0
FG Pct: 0.0

Rebounds/game: 0.1
Turnovers/game: 0.1

CAREER STATISTICS

Season	gp-gs	min/avg	Total		3-Point		F-Throws		Rebounds				pf	fo	ast	to	blk	stl	Scoring	
			fg-fga	pct	fg-fga	pct	ft-fa	pct	off	def	tot	avg							pts	avg
2019-20	7-0	7/1.0	0-1	.000	0-0	.000	0-0	.000	0	1	1	0.1	0	0	0	1	0	0	0	0.0
TOTAL	7-0	7/1.0	0-1	.000	0-0	.000	0-0	.000	0	1	1	0.1	0	0	0	1	0	0	0	0.0

SEASON HIGHS

POINTS: --
FIELD GOALS: --
FG ATTEMPTS: 1 (2x) MR Nebraska (1/21/20)
3-POINT FGS: --
3-POINT FGAS: --
FREE THROWS: --
FT ATTEMPTS: --
REBOUNDS: 1 vs. Milwaukee (12/21/19)
ASSISTS: --
BLOCKS: --
STEALS: --
MINUTES: 1 (7x) MR Nebraska (1/21/20)

CAREER HIGHS

POINTS: --
FIELD GOALS: --
FG ATTEMPTS: 1 (2x) MR Nebraska (1/21/20)
3-POINT FGS: --
3-POINT FGAS: --
FREE THROWS: --
FT ATTEMPTS: --
REBOUNDS: 1 vs. Milwaukee (12/21/19)
ASSISTS: --
BLOCKS: --
STEALS: --
MINUTES: 1 (7x) MR Nebraska (1/21/20)

Individual Game by Game

5 | TYLER WAHL

Freshman | Forward | 6-7 | 214
Lakevill, Minn. | Lakeville North

GAME-BY-GAME STATISTICS

Opponent	Date	gs	min	Total		3-Pointers		Free throws		Rebounds				pf	a	t/o	blk	stl	pts	avg
				fg-fga	pct	3fg-fga	pct	ft-fa	pct	off	def	tot	avg							
vs Saint Mary's (CA)	11/05/19	12	1-3	.333	0-1	.000	0-0	.000	0	0	0	0.0	1	1	0	0	0	2	2.0	
EASTERN ILL.	11/08/19	10	0-1	.000	0-1	.000	0-0	.000	0	0	0	0.0	1	0	1	1	0	0	1.0	
MCNEESE	11/13/19	26	1-2	.500	0-1	.000	1-2	.500	1	2	3	1.0	2	3	1	0	2	3	1.7	
MARQUETTE	11/17/19	5	1-1	1.000	1-1	1.000	0-0	.000	1	2	3	1.5	4	0	2	0	0	3	2.0	
GREEN BAY	11/21/19	15	2-4	.500	1-2	.500	0-0	.000	1	2	3	1.8	1	3	2	0	1	5	2.6	
vs Richmond	11/25/19	16	2-2	1.000	2-2	1.000	1-2	.500	1	1	2	1.8	3	0	0	0	1	7	3.3	
vs New Mexico	11/26/19	10	0-0	.000	0-0	.000	0-0	.000	0	0	0	1.6	0	0	2	0	0	0	2.9	
at NC State	12/04/19	20	2-2	1.000	0-0	.000	1-4	.250	4	4	8	2.4	4	1	1	0	0	5	3.1	
INDIANA	12/07/19	17	2-3	.667	0-0	.000	2-2	1.000	1	1	2	2.3	1	1	1	0	2	6	3.4	
at Rutgers	12/11/19	14	2-4	.500	0-1	.000	0-0	.000	2	1	3	2.4	3	1	1	1	0	4	3.5	
MILWAUKEE	12/21/19	17	0-3	.000	0-1	.000	2-2	1.000	2	3	5	2.6	2	3	0	0	1	2	3.4	
at Tennessee	12/28/19	21	2-7	.286	0-1	.000	0-0	.000	1	4	5	2.8	2	1	1	0	1	4	3.4	
RIDER	12/31/19	16	0-0	.000	0-0	.000	0-0	.000	0	3	3	2.8	4	1	2	0	0	0	3.2	
at Ohio St.	01/03/20	25	2-5	.400	0-1	.000	0-0	.000	5	2	7	3.1	2	2	1	0	3	4	3.2	
ILLINOIS	01/08/20	16	2-3	.667	0-1	.000	0-0	.000	0	2	2	3.1	2	0	1	0	0	4	3.3	
at Penn St.	01/11/20	19	1-3	.333	0-1	.000	0-1	.000	1	0	1	2.9	4	0	0	0	0	2	3.2	
MARYLAND	01/14/20	22	0-1	.000	0-1	.000	0-1	.000	2	0	2	2.9	3	1	0	0	1	0	3.0	
at Michigan St.	01/17/20	21	0-2	.000	0-1	.000	0-0	.000	1	2	3	2.9	3	1	1	0	1	0	2.8	
NEBRASKA	01/21/20	11	2-2	1.000	1-1	1.000	0-0	.000	2	2	4	2.9	3	3	3	0	0	5	2.9	
at Purdue	01/24/20	19	0-1	.000	0-0	.000	0-0	.000	0	0	0	2.8	0	2	1	0	1	0	2.8	
at Iowa	01/27/20	*	26	2-6	.333	0-2	.000	0-1	.000	2	5	7	3.0	3	1	2	0	0	4	2.9
Totals		1	358	24-55	.436	5-19	.263	7-15	.467	27	36	63	3.0	48	25	23	2	14	60	2.9

Games played: 21
Minutes/game: 17.0
Points/game: 2.9
FG Pct: 43.6
3FG Pct: 26.3
FT Pct: 46.7

Rebounds/game: 3.0
Assists/game: 1.2
Turnovers/game: 1.1
Assist/turnover ratio: 1.1
Steals/game: 0.7
Blocks/game: 0.1

CAREER STATISTICS

			Total		3-Point		F-Throws		Rebounds									Scoring		
Season	gp-gs	min/avg	fg-fga	pct	fg-fga	pct	ft-fa	pct	off	def	tot	avg	pf	fo	ast	to	blk	stl	pts	avg
2019-20	21-1	358/17.0	24-55	.436	5-19	.263	7-15	.467	27	36	63	3.0	48	0	25	23	2	14	60	2.9
TOTAL	21-1	358/17.0	24-55	.436	5-19	.263	7-15	.467	27	36	63	3.0	48	0	25	23	2	14	60	2.9

SEASON HIGHS

POINTS: 7 vs. Richmond (11/25/19)
FIELD GOALS: 2 (11x) MR at Iowa (1/27/20)
FG ATTEMPTS: 7 at Tennessee (12/28/19)
3-POINT FGs: 2 vs. Richmond (11/25/19)
3-POINT FGAS: 2 (3x) MR at Iowa (1/27/20)
FREE THROWS: 2 (2x) MR vs. Milwaukee (12/21/19)
FT ATTEMPTS: 4 at NC State (12/6/19)
REBOUNDS: 8 at NC State (12/6/19)
ASSISTS: 3 (5x) MR Nebraska (1/21/20)
BLOCKS: 1 (2x) MR at Rutgers (12/11/19)
STEALS: 3 at Ohio State (1/3/20)
MINUTES: 26 (2x) MR at Iowa (1/27/20)

CAREER HIGHS

POINTS: 7 vs. Richmond (11/25/19)
FIELD GOALS: 2 (11x) MR at Iowa (1/27/20)
FG ATTEMPTS: 7 at Tennessee (12/28/19)
3-POINT FGs: 2 vs. Richmond (11/25/19)
3-POINT FGAS: 2 (3x) MR at Iowa (1/27/20)
FREE THROWS: 2 (2x) MR vs. Milwaukee (12/21/19)
FT ATTEMPTS: 4 at NC State (12/6/19)
REBOUNDS: 8 at NC State (12/6/19)
ASSISTS: 3 (5x) MR Nebraska (1/21/20)
BLOCKS: 1 (2x) MR at Rutgers (12/11/19)
STEALS: 3 at Ohio State (1/3/20)
MINUTES: 26 (2x) MR at Iowa (1/27/20)

Individual Game by Game

12 | TREVOR ANDERSON

R-Junior | Guard | 6-2 | 200
Stevens Point, Wis. | Stevens Point Area Public High School (SPASH)

GAME-BY-GAME STATISTICS

Opponent	Date	gs	min	Total		3-Pointers		Free throws		Rebounds				pf	a	t/o	blk	stl	pts	avg
				fg-fga	pct	3fg-fga	pct	ft-fa	pct	off	def	tot	avg							
vs Saint Mary's (CA)	11/05/19	8	0-0	.000	0-0	.000	0-0	.000	0	1	1	1.0	0	0	0	0	0	0	0.0	
EASTERN ILL.	11/08/19	14	0-2	.000	0-0	.000	1-2	.500	1	2	3	2.0	0	2	0	0	0	1	0.5	
MCNEESE	11/13/19	13	0-0	.000	0-0	.000	0-0	.000	0	2	2	2.0	1	4	0	0	1	0	0.3	
MARQUETTE	11/17/19	7	0-0	.000	0-0	.000	2-2	1.000	0	1	1	1.8	2	1	0	0	0	2	0.8	
GREEN BAY	11/21/19	9	0-0	.000	0-0	.000	0-0	.000	0	3	3	2.0	0	0	0	0	0	0	0.6	
vs Richmond	11/25/19	2	0-1	.000	0-1	.000	0-0	.000	0	0	0	1.7	0	0	1	0	0	0	0.5	
vs New Mexico	11/26/19	14	0-0	.000	0-0	.000	2-2	1.000	1	1	2	1.7	1	2	0	0	0	2	0.7	
at NC State	12/04/19	9	1-3	.333	1-1	1.000	0-0	.000	0	1	1	1.6	0	0	0	0	0	3	1.0	
INDIANA	12/07/19	14	0-1	.000	0-0	.000	0-0	.000	0	1	1	1.6	0	2	0	0	0	0	0.9	
at Rutgers	12/11/19	24	4-5	.800	2-3	.667	1-1	1.000	0	1	1	1.5	1	2	3	0	0	11	1.9	
MILWAUKEE	12/21/19	13	1-3	.333	0-2	.000	1-2	.500	1	1	2	1.5	2	2	2	0	1	3	2.0	
at Tennessee	12/28/19	9	0-1	.000	0-1	.000	0-0	.000	0	0	0	1.4	1	1	0	0	0	0	1.8	
RIDER	12/31/19	14	0-2	.000	0-2	.000	0-0	.000	0	2	2	1.5	1	2	2	0	0	0	1.7	
at Ohio St.	01/03/20	10	1-2	.500	1-2	.500	0-0	.000	0	1	1	1.4	0	1	0	0	0	3	1.8	
ILLINOIS	01/08/20	7	0-0	.000	0-0	.000	0-0	.000	0	1	1	1.4	0	0	1	0	0	0	1.7	
at Penn St.	01/11/20	22	1-2	.500	0-1	.000	0-0	.000	0	1	1	1.4	0	3	1	0	1	2	1.7	
MARYLAND	01/14/20	8	0-0	.000	0-0	.000	0-0	.000	0	0	0	1.3	1	1	0	0	0	0	1.6	
at Michigan St.	01/17/20	13	1-1	1.000	0-0	.000	0-1	.000	0	0	0	1.2	0	0	1	0	0	2	1.6	
NEBRASKA	01/21/20	13	1-2	.500	1-2	.500	0-0	.000	0	0	0	1.2	0	3	0	0	0	3	1.7	
at Purdue	01/24/20	11	0-0	.000	0-0	.000	0-0	.000	0	1	1	1.2	0	2	1	1	0	0	1.6	
at Iowa	01/27/20	10	1-2	.500	0-0	.000	0-0	.000	1	1	2	1.2	2	1	1	0	0	2	1.6	
Totals		0	244	11-27	.407	5-15	.333	7-10	.700	4	21	25	1.2	12	29	13	1	3	34	1.6

CAREER STATISTICS

Season				Total		3-Point		F-Throws		Rebounds				Scoring							
	gp-gs	min/avg		fg-fga	pct	fg-fga	pct	ft-fa	pct	off	def	tot	avg	pf	fo	ast	to	blk	stl	pts	avg
2016-17*	20-20	570/28.5		58-145	.400	35-93	.376	45-56	.804	11	46	57	2.9	32	0	53	37	1	15	196	9.8
2018-19	8-0	55/6.9		6-10	.600	1-1	1.000	0-0	.000	1	8	9	1.1	3	0	3	1	0	0	13	1.6
2019-20	21-0	244/11.6		11-27	.407	5-15	.333	7-10	.700	4	21	25	1.2	12	0	29	13	1	3	34	1.6
TOTAL	29-0	299/10.3		17-37	.459	6-16	.375	7-10	.700	5	29	34	1.2	15	0	32	14	1	3	47	1.6
All*	49-20	869/17.7		75-182	.412	41-109	.376	52-66	.788	16	75	91	1.9	47	0	85	51	2	18	243	5.0

15 | COURTLAND CUEVAS

Junior | Forward | 6-5 | 190
Madison, Wis. | Madison East

GAME-BY-GAME STATISTICS

#15 Cuevas, Courtland

Opponent	Date	gs	min	Total		3-Pointers		Free throws		Rebounds				pf	a	t/o	blk	stl	pts	avg
				fg-fga	pct	3fg-fga	pct	ft-fa	pct	off	def	tot	avg							
EASTERN ILL.	11/08/19	1	0-0	.000	0-0	.000	0-0	.000	0	0	0	0.0	0	0	0	0	0	0	0	0.0
MCNEESE	11/13/19	1	0-1	.000	0-1	.000	0-0	.000	0	0	0	0.0	0	0	0	0	0	0	0	0.0
MILWAUKEE	12/21/19	1	0-0	.000	0-0	.000	0-0	.000	0	0	0	0.0	0	0	0	0	0	0	0	0.0
RIDER	12/31/19	1	0-0	.000	0-0	.000	1-2	.500	0	0	0	0.0	0	0	0	0	0	1	1	0.3
NEBRASKA	01/21/20	1	0-0	.000	0-0	.000	0-0	.000	0	0	0	0.0	0	0	0	0	0	0	0	0.2
Totals		0	5	0-1	.000	0-1	.000	1-2	.500	0	0	0	0.0	0	0	0	0	1	1	0.2

Games played: 5

Minutes/game: 1.0

Points/game: 0.2

FG Pct: 0.0

3FG Pct: 0.0

FT Pct: 50.0

Steals/game: 0.2

CAREER STATISTICS

			Total		3-Point		F-Throws		Rebounds											Scoring	
Season	gp-gs	min/avg	fg-fga	pct	fg-fga	pct	ft-fa	pct	off	def	tot	avg	pf	fo	ast	to	blk	stl	pts	avg	
2019-20	5-0	5/1.0	0-1	.000	0-1	.000	1-2	.500	0	0	0	0.0	0	0	0	0	0	1	1	0.2	
TOTAL	5-0	5/1.0	0-1	.000	0-1	.000	1-2	.500	0	0	0	0.0	0	0	0	0	0	1	1	0.2	

SEASON HIGHS

POINTS: 11 at Rutgers (12/11/19)

FIELD GOALS: 4 at Rutgers (12/11/19)

FG ATTEMPTS: 5 at Rutgers (12/11/19)

3-POINT FGS: 2 at Rutgers (12/11/19)

3-POINT FGAS: 3 at Rutgers (12/11/19)

FREE THROWS: 2 (2x) MR vs. New Mexico (11/26/19)

FT ATTEMPTS: 2 (4x) MR Nebraska (1/21/20)

REBOUNDS: 3 (2x) MR vs. Green Bay (11/21/19)

ASSISTS: 4 vs. McNeese State (11/13/19)

BLOCKS: 1 at Purdue (1/24/20)

STEALS: 1 (3x) MR at Penn State (1/11/20)

MINUTES: 24 at Rutgers (12/11/19)

CAREER HIGHS

POINTS: 23 vs. SIU-Edwardsville (12/19/16)*

FIELD GOALS: 6 (2x) MR vs. SIU-Edwardsville (12/19/16)*

FG ATTEMPTS: 12 vs. SIU-Edwardsville (12/19/16)*

3-POINT FGS: 5 vs. SIU-Edwardsville (12/19/16)*

3-POINT FGAS: 8 vs. SIU-Edwardsville (12/19/16)*

FREE THROWS: 7 vs. Milwaukee (1/6/17)*

FT ATTEMPTS: 8 (2x) MR vs. Milwaukee (1/6/17)*

REBOUNDS: 7 at Bowling Green (11/20/16)*

ASSISTS: 7 at Youngstown State (12/31/16)*

BLOCKS: 1 (2x) MR at Purdue (1/24/20)

STEALS: 3 vs. UMKC (11/21/16)*

MINUTES: 36 vs. SIU-Edwardsville (12/19/16)

*recorded at Green Bay

SEASON HIGHS

POINTS: 1 vs. Rider (12/31/19)

FIELD GOALS: --

FG ATTEMPTS: 1 vs. McNeese State (11/13/19)

3-POINT FGS: --

3-POINT FGAS: 1 vs. McNeese State (11/13/19)

FREE THROWS: 1 vs. Rider (12/31/19)

FT ATTEMPTS: 2 vs. Rider (12/31/19)

REBOUNDS: --

ASSISTS: --

BLOCKS: --

STEALS: 1 vs. Rider (12/31/19)

MINUTES: 1 (4x) MR Nebraska (1/21/20)

CAREER HIGHS

POINTS: 1 vs. Rider (12/31/19)

FIELD GOALS: --

FG ATTEMPTS: 1 vs. McNeese State (11/13/19)

3-POINT FGS: --

3-POINT FGAS: 1 vs. McNeese State (11/13/19)

FREE THROWS: 1 vs. Rider (12/31/19)

FT ATTEMPTS: 2 vs. Rider (12/31/19)

REBOUNDS: --

ASSISTS: --

BLOCKS: --

STEALS: 1 vs. Rider (12/31/19)

MINUTES: 1 (4x) MR Nebraska (1/21/20)

Individual Game by Game

20 | SAMAD QAWI

Junior | Forward | 6-6 | 195
Racine, Wis. | Horlick High School

GAME-BY-GAME STATISTICS

Opponent	Date	gs	min	Total		3-Pointers		Free throws		Rebounds				pf	a	t/o	blk	stl	pts	avg
				fg-fga	pct	3fg-fga	pct	ft-fa	pct	off	def	tot	avg							
EASTERN ILL.	11/08/19	1		0-0	.000	0-0	.000	0-0	.000	0	0	0	0.0	0	0	0	0	0	0	0.0
MCNEESE	11/13/19	1		0-0	.000	0-0	.000	0-0	.000	0	0	0	0.0	0	0	1	0	0	0	0.0
MARQUETTE	11/17/19	1		0-0	.000	0-0	.000	0-0	.000	0	0	0	0.0	0	0	0	0	0	0	0.0
RIDER	12/31/19	1		0-0	.000	0-0	.000	0-0	.000	0	0	0	0.0	0	0	0	0	0	0	0.0
NEBRASKA	01/21/20	1		0-1	.000	0-0	.000	0-0	.000	1	0	1	0.2	2	0	0	0	0	0	0.0
Totals		0	5	0-1	.000	0-0	.000	0-0	.000		0	1	0.2	2	0	1	0	0	0	0.0

Games played: 5

Minutes/game: 1.0

FG Pct: 0.0

Rebounds/game: 0.2

Turnovers/game: 0.2

CAREER STATISTICS

Season	gp-gs	min/avg	Total		3-Point		F-Throws		Rebounds				pf	fo	ast	to	blk	stl	Scoring	
			fg-fga	pct	fg-fga	pct	ft-fa	pct	off	def	tot	avg							pts	avg
2019-20	5-0	5/1.0	0-1	.000	0-0	.000	0-0	.000	1	0	1	0.2	2	0	0	1	0	0	0	0.0
TOTAL	5-0	5/1.0	0-1	.000	0-0	.000	0-0	.000	1	0	1	0.2	2	0	0	1	0	0	0	0.0

SEASON HIGHS

POINTS: --
FIELD GOALS: --
FG ATTEMPTS: 1 Nebraska (1/21/20)
3-POINT FGS: --
3-POINT FGAS: --
FREE THROWS: --
FT ATTEMPTS: --
REBOUNDS: 1 Nebraska (1/21/20)
ASSISTS: --
BLOCKS: --
STEALS: --
MINUTES: 1 (3x) MR Rider (12/31/19)

CAREER HIGHS

POINTS: --
FIELD GOALS: --
FG ATTEMPTS: 1 Nebraska (1/21/20)
3-POINT FGS: --
3-POINT FGAS: --
FREE THROWS: --
FT ATTEMPTS: --
REBOUNDS: 1 Nebraska (1/21/20)
ASSISTS: --
BLOCKS: --
STEALS: --
MINUTES: 1 (3x) MR Rider (12/31/19)

31 | MICHAEL BALLARD

R-Junior | Guard | 6-4 | 202
Oak Park, Ill. | Fenwick

GAME-BY-GAME STATISTICS

Opponent	Date	gs	min	Total		3-Pointers		Free throws		Rebounds				pf	a	t/o	blk	stl	pts	avg
				fg-fga	pct	3fg-fga	pct	ft-fa	pct	off	def	tot	avg							
EASTERN ILL.	11/08/19	1		0-0	.000	0-0	.000	0-0	.000	0	0	0	0.0	0	0	0	0	0	0	0.0
MCNEESE	11/13/19	1		0-0	.000	0-0	.000	0-0	.000	0	1	1	0.5	0	0	0	0	0	0	0.0
MARQUETTE	11/17/19	1		0-0	.000	0-0	.000	0-0	.000	0	0	0	0.3	0	0	0	0	0	0	0.0
INDIANA	12/07/19	1		0-0	.000	0-0	.000	2-2	1.000	0	0	0	0.3	0	0	0	0	0	2	0.5
MILWAUKEE	12/21/19	1		0-0	.000	0-0	.000	0-0	.000	0	0	0	0.2	0	0	0	0	0	0	0.4
at Tennessee	12/28/19	1		0-0	.000	0-0	.000	0-0	.000	0	0	0	0.2	0	0	0	0	0	0	0.3
RIDER	12/31/19	1		0-0	.000	0-0	.000	0-0	.000	0	0	0	0.1	0	0	0	0	0	0	0.3
NEBRASKA	01/21/20	1		0-0	.000	0-0	.000	0-0	.000	0	0	0	0.1	0	0	0	0	0	0	0.3
Totals		0	8	0-0	.000	0-0	.000	2-2	1.000	0	1	1	0.1	0	0	0	0	0	2	0.3

Games played: 8

Minutes/game: 1.0

Points/game: 0.3

FT Pct: 100.0

Rebounds/game: 0.1

CAREER STATISTICS

Season	gp-gs	min/avg	Total		3-Point		F-Throws		Rebounds				pf	fo	ast	to	blk	stl	Scoring	
			fg-fga	pct	fg-fga	pct	ft-fa	pct	off	def	tot	avg							pts	avg
2017-18	1-0	1/1.0	0-0	.000	0-0	.000	0-0	.000	0	0	0	0.0	0	0	0	0	0	0	0	0.0
2018-19	9-0	17/1.9	0-4	.000	0-3	.000	2-2	1.000	2	1	3	0.3	2	0	0	0	0	0	2	0.2
2019-20	8-0	8/1.0	0-0	.000	0-0	.000	2-2	1.000	0	1	1	0.1	0	0	0	0	0	0	2	0.3
TOTAL	18-0	26/1.4	0-4	.000	0-3	.000	4-4	1.000	2	2	4	0.2	2	0	0	0	0	0	4	0.2

SEASON HIGHS

POINTS: 2 vs. Indiana (12/7/19)
FIELD GOALS: --
FG ATTEMPTS: --
3-POINT FGS: --
3-POINT FGAS: --
FREE THROWS: 2 vs. Indiana (12/7/19)
FT ATTEMPTS: 2 vs. Indiana (12/7/19)
REBOUNDS: 1 vs. McNeese State (11/13/19)
ASSISTS: --
BLOCKS: --
STEALS: --
MINUTES: 1 (8x) MR Nebraska (1/21/20)

CAREER HIGHS

POINTS: 2 (2x) MR vs. Indiana (12/7/19)
FIELD GOALS: --
FG ATTEMPTS: 2 vs. Savannah State (12/13/18)
3-POINT FGS: --
3-POINT FGAS: 2 vs. Savannah State (12/13/18)
FREE THROWS: 2 (2x) MR vs. Indiana (12/7/19)
FT ATTEMPTS: 2 (2x) MR vs. Indiana (12/7/19)
REBOUNDS: 1 (4x) MR vs. McNeese State (11/13/19)
ASSISTS: --
BLOCKS: --
STEALS: --
MINUTES: 3 (2x) MR vs. Grambling (12/22/18)

INDIVIDUAL CAREER STATISTICS

Updated Through January 27, 2020

Anderson, Trevor

Season	gp-gs	min/avg	Total		3-Point		F-Throws		Rebounds										Scoring	
			fg-fga	pct	fg-fga	pct	ft-fa	pct	off	def	tot	avg	pf	fo	ast	to	blk	stl	pts	avg
2016-17*	20-20	570/28.5	58-145	.400	35-93	.376	45-56	.804	11	46	57	2.9	32	0	53	37	1	15	196	9.8
2018-19	8-0	55/6.9	6-10	.600	1-1	1.000	0-0	.000	1	8	9	1.1	3	0	3	1	0	0	13	1.6
2019-20	21-0	244/11.6	11-27	.407	5-15	.333	7-10	.700	4	21	25	1.2	12	0	29	13	1	3	34	1.6
TOTAL	29-0	299/10.3	17-37	.459	6-16	.375	7-10	.700	5	29	34	1.2	15	0	32	14	1	3	47	1.6
All*	49-20	869/17.7	75-182	.412	41-109	.376	52-66	.788	16	75	91	1.9	47	0	85	51	2	18	243	5.0

* Statistics from prior team/school

Ballard, Michael

Season	gp-gs	min/avg	Total		3-Point		F-Throws		Rebounds										Scoring	
			fg-fga	pct	fg-fga	pct	ft-fa	pct	off	def	tot	avg	pf	fo	ast	to	blk	stl	pts	avg
2017-18	1-0	1/1.0	0-0	.000	0-0	.000	0-0	.000	0	0	0	0.0	0	0	0	0	0	0	0	0.0
2018-19	9-0	17/1.9	0-4	.000	0-3	.000	2-2	1.000	2	1	3	0.3	2	0	0	0	0	0	2	0.2
2019-20	8-0	8/1.0	0-0	.000	0-0	.000	2-2	1.000	0	1	1	0.1	0	0	0	0	0	0	2	0.3
TOTAL	18-0	26/1.4	0-4	.000	0-3	.000	4-4	1.000	2	2	4	0.2	2	0	0	0	0	0	4	0.2

Cuevas, Courtland

Season	gp-gs	min/avg	Total		3-Point		F-Throws		Rebounds										Scoring	
			fg-fga	pct	fg-fga	pct	ft-fa	pct	off	def	tot	avg	pf	fo	ast	to	blk	stl	pts	avg
2019-20	5-0	5/1.0	0-1	.000	0-1	.000	1-2	.500	0	0	0	0.0	0	0	0	0	0	1	1	0.2
TOTAL	5-0	5/1.0	0-1	.000	0-1	.000	1-2	.500	0	0	0	0.0	0	0	0	0	0	1	1	0.2

Davison, Brad

Season	gp-gs	min/avg	Total		3-Point		F-Throws		Rebounds										Scoring	
			fg-fga	pct	fg-fga	pct	ft-fa	pct	off	def	tot	avg	pf	fo	ast	to	blk	stl	pts	avg
2017-18	33-29	1028/31.2	124-306	.405	60-169	.355	90-110	.818	10	66	76	2.3	109	3	83	59	1	40	398	12.1
2018-19	34-34	1096/32.2	115-299	.385	52-149	.349	76-94	.809	10	101	111	3.3	79	2	62	34	2	36	358	10.5
2019-20	21-21	636/30.3	59-157	.376	27-87	.310	39-44	.886	14	82	96	4.6	54	1	36	21	0	18	184	8.8
TOTAL	88-84	2760/31.4	298-762	.391	139-405	.343	205-248	.827	34	249	283	3.2	242	6	181	114	3	94	940	10.7

Ford, Aleem

Season	gp-gs	min/avg	Total		3-Point		F-Throws		Rebounds										Scoring	
			fg-fga	pct	fg-fga	pct	ft-fa	pct	off	def	tot	avg	pf	fo	ast	to	blk	stl	pts	avg
2017-18	33-20	805/24.4	60-150	.400	45-110	.409	27-33	.818	20	71	91	2.8	64	1	30	25	6	11	192	5.8
2018-19	31-0	429/13.8	35-103	.340	23-80	.288	4-4	1.000	11	48	59	1.9	44	0	11	16	4	8	97	3.1
2019-20	21-21	473/22.5	58-141	.411	22-72	.306	22-31	.710	23	50	73	3.5	41	2	24	20	10	11	160	7.6
TOTAL	85-41	1707/20.1	153-394	.388	90-262	.344	53-68	.779	54	169	223	2.6	149	3	65	61	20	30	449	5.3

Higginbottom, Carter

Season	gp-gs	min/avg	Total		3-Point		F-Throws		Rebounds										Scoring	
			fg-fga	pct	fg-fga	pct	ft-fa	pct	off	def	tot	avg	pf	fo	ast	to	blk	stl	pts	avg
2019-20	7-0	7/1.0	0-1	.000	0-0	.000	0-0	.000	0	1	1	0.1	0	0	0	1	0	0	0	0.0
TOTAL	7-0	7/1.0	0-1	.000	0-0	.000	0-0	.000	0	1	1	0.1	0	0	0	1	0	0	0	0.0

McGrory, Walt

Season	gp-gs	min/avg	Total		3-Point		F-Throws		Rebounds										Scoring	
			fg-fga	pct	fg-fga	pct	ft-fa	pct	off	def	tot	avg	pf	fo	ast	to	blk	stl	pts	avg
2017-18	9-0	72/8.0	0-5	.000	0-3	.000	5-7	.714	0	8	8	0.9	5	0	4	7	0	4	5	0.6
2018-19	13-0	31/2.4	2-5	.400	2-4	.500	0-0	.000	0	2	2	0.2	2	0	1	2	0	0	6	0.5
2019-20	9-0	53/5.9	5-12	.417	2-7	.286	2-2	1.000	2	7	9	1.0	9	0	4	1	0	0	14	1.6

INDIVIDUAL CAREER STATISTICS

Updated Through January 27, 2020

Potter, Micah

Season	gp-gs	min/avg	Total		3-Point		F-Throws		Rebounds				pf	fo	ast	to	blk	stl	Scoring	
			fg-fga	pct	fg-fga	pct	ft-fa	pct	off	def	tot	avg							pts	avg
2019-20	11-0	168/15.3	37-68	.544	10-21	.476	18-20	.900	12	48	60	5.5	15	0	2	14	10	5	102	9.3
TOTAL	11-0	168/15.3	37-68	.544	10-21	.476	18-20	.900	12	48	60	5.5	15	0	2	14	10	5	102	9.3

Pritzl, Brevin

Season	gp-gs	min/avg	Total		3-Point		F-Throws		Rebounds				pf	fo	ast	to	blk	stl	Scoring	
			fg-fga	pct	fg-fga	pct	ft-fa	pct	off	def	tot	avg							pts	avg
2015-16	1-0	4/4.0	0-0	.000	0-0	.000	0-0	.000	0	0	0	0.0	0	0	0	1	0	0	0	0.0
2016-17	24-0	195/8.1	13-38	.342	5-21	.238	14-19	.737	14	12	26	1.1	18	0	2	5	0	7	45	1.9
2017-18	32-21	938/29.3	93-234	.397	53-149	.356	47-55	.855	30	92	122	3.8	56	1	33	17	7	26	286	8.9
2018-19	34-0	668/19.6	50-108	.463	32-78	.410	30-36	.833	15	68	83	2.4	36	0	17	10	3	10	162	4.8
2019-20	21-1	507/24.1	51-125	.408	35-89	.393	19-24	.792	15	54	69	3.3	33	0	16	15	4	8	156	7.4
TOTAL	112-22	2312/20.6	207-505	.410	125-337	.371	110-134	.821	74	226	300	2.7	143	1	68	48	14	51	649	5.8

Qawi, Samad

Season	gp-gs	min/avg	Total		3-Point		F-Throws		Rebounds				pf	fo	ast	to	blk	stl	Scoring	
			fg-fga	pct	fg-fga	pct	ft-fa	pct	off	def	tot	avg							pts	avg
2019-20	5-0	5/1.0	0-1	.000	0-0	.000	0-0	.000	1	0	1	0.2	2	0	0	1	0	0	0	0.0
TOTAL	5-0	5/1.0	0-1	.000	0-0	.000	0-0	.000	1	0	1	0.2	2	0	0	1	0	0	0	0.0

Reuvers, Nate

Season	gp-gs	min/avg	Total		3-Point		F-Throws		Rebounds				pf	fo	ast	to	blk	stl	Scoring	
			fg-fga	pct	fg-fga	pct	ft-fa	pct	off	def	tot	avg							pts	avg
2017-18	28-15	466/16.6	58-152	.382	12-47	.255	20-24	.833	19	36	55	2.0	67	0	22	29	26	7	148	5.3
2018-19	34-34	779/22.9	105-234	.449	32-84	.381	26-41	.634	42	91	133	3.9	81	1	34	32	60	10	268	7.9
2019-20	21-21	571/27.2	107-230	.465	21-67	.313	54-72	.750	27	80	107	5.1	63	1	11	37	44	10	289	13.8
TOTAL	83-70	1816/21.9	270-616	.438	65-198	.328	100-137	.730	88	207	295	3.6	211	2	67	98	130	27	705	8.5

Trice, D'Mitrik

Season	gp-gs	min/avg	Total		3-Point		F-Throws		Rebounds				pf	fo	ast	to	blk	stl	Scoring	
			fg-fga	pct	fg-fga	pct	ft-fa	pct	off	def	tot	avg							pts	avg
2016-17	37-2	677/18.3	70-184	.380	38-91	.418	30-38	.789	7	62	69	1.9	51	0	63	37	3	20	208	5.6
2017-18	10-10	315/31.5	35-92	.380	12-40	.300	12-17	.706	2	18	20	2.0	13	0	23	13	1	6	94	9.4
2018-19	34-34	1107/32.6	133-346	.384	76-195	.390	51-68	.750	6	88	94	2.8	65	1	90	45	1	30	393	11.6
2019-20	21-21	638/30.4	68-173	.393	34-94	.362	28-35	.800	6	84	90	4.3	25	0	74	36	2	20	198	9.4
TOTAL	102-67	2737/26.8	306-795	.385	160-420	.381	121-158	.766	21	252	273	2.7	154	1	250	131	7	76	893	8.8

Wahl, Tyler

Season	gp-gs	min/avg	Total		3-Point		F-Throws		Rebounds				pf	fo	ast	to	blk	stl	Scoring	
			fg-fga	pct	fg-fga	pct	ft-fa	pct	off	def	tot	avg							pts	avg
2019-20	21-1	358/17.0	24-55	.436	5-19	.263	7-15	.467	27	36	63	3.0	48	0	25	23	2	14	60	2.9
TOTAL	21-1	358/17.0	24-55	.436	5-19	.263	7-15	.467	27	36	63	3.0	48	0	25	23	2	14	60	2.9

SEASON STATISTICS

Updated Through January 27, 2020

RECORD:	OVERALL	HOME	AWAY	NEUTRAL
ALL GAMES	12-9	9-1	3-5	0-3
CONFERENCE	5-5	3-1	2-4	0-0
NON-CONFERENCE	7-4	6-0	1-1	0-3

##	Player	gp-gs	min	avg	Total		3-Point		F-Throw		Rebounds				pf	dq	a	to	blk	stl	pts	avg
					fg-fga	fg%	3fg-fga	3fg%	ft-fa	ft%	off	def	tot	avg								
35	Reuvers, Nate	21-21	571	27.2	107-230	.465	21-67	.313	54-72	.750	27	80	107	5.1	63	1	11	37	44	10	289	13.8
23	King, Kobe	19-19	538	28.3	73-159	.459	7-28	.250	37-55	.673	22	32	54	2.8	27	0	30	29	6	10	190	10.0
00	Trice, D'Mitrik	21-21	638	30.4	68-173	.393	34-94	.362	28-35	.800	6	84	90	4.3	25	0	74	36	2	20	198	9.4
11	Potter, Micah	11-0	168	15.3	37-68	.544	10-21	.476	18-20	.900	12	48	60	5.5	15	0	2	14	10	5	102	9.3
34	Davison, Brad	21-21	636	30.3	59-157	.376	27-87	.310	39-44	.886	14	82	96	4.6	54	1	36	21	0	18	184	8.8
02	Ford, Aleem	21-21	473	22.5	58-141	.411	22-72	.306	22-31	.710	23	50	73	3.5	41	2	24	20	10	11	160	7.6
01	Pritzl, Brevin	21-1	507	24.1	51-125	.408	35-89	.393	19-24	.792	15	54	69	3.3	33	0	16	15	4	8	156	7.4
05	Wahl, Tyler	21-1	358	17.0	24-55	.436	5-19	.263	7-15	.467	27	36	63	3.0	48	0	25	23	2	14	60	2.9
12	Anderson, Trevor	21-0	244	11.6	11-27	.407	5-15	.333	7-10	.700	4	21	25	1.2	12	0	29	13	1	3	34	1.6
03	McGrory, Walt	9-0	53	5.9	5-12	.417	2-7	.286	2-2	1.000	2	7	9	1.0	9	0	4	1	0	0	14	1.6
32	Hedstrom, Joe	6-0	14	2.3	1-2	.500	0-0	.000	0-0	.000	1	1	2	0.3	3	0	0	1	0	0	2	0.3
31	Ballard, Michael	8-0	8	1.0	0-0	.000	0-0	.000	2-2	1.000	0	1	1	0.1	0	0	0	0	0	0	2	0.3
15	Cuevas, Courtland	5-0	5	1.0	0-1	.000	0-1	.000	1-2	.500	0	0	0	0.0	0	0	0	0	0	1	1	0.2
04	Higginbottom, Carter	7-0	7	1.0	0-1	.000	0-0	.000	0-0	.000	0	1	1	0.1	0	0	0	1	0	0	0	0.0
20	Qawi, Samad	5-0	5	1.0	0-1	.000	0-0	.000	0-0	.000	1	0	1	0.2	2	0	0	1	0	0	0	0.0
Team											18	36	54					9				
Total.....		21	4225		494-1152	.429	168-500	.336	236-312	.756	172	533	705	33.6	332	4	251	221	79	100	1392	66.3
Opponents.....		21	4225		475-1156	.411	128-385	.332	212-306	.693	184	521	705	33.6	346	5	228	247	61	105	1290	61.4

TEAM STATISTICS	WIS	OPP
SCORING	1392	1290
Points per game	66.3	61.4
Scoring margin	+4.9	-
FIELD GOALS-ATT	494-1152	475-1156
Field goal pct	.429	.411
3 POINT FG-ATT	168-500	128-385
3-point FG pct	.336	.332
3-pt FG made per game	8.0	6.1
FREE THROWS-ATT	236-312	212-306
Free throw pct	.756	.693
F-Throws made per game	11.2	10.1
REBOUNDS	705	705
Rebounds per game	33.6	33.6
Rebounding margin	+0.0	-
ASSISTS	251	228
Assists per game	12.0	10.9
TURNOVERS	221	247
Turnovers per game	10.5	11.8
Turnover margin	+1.2	-
Assist/turnover ratio	1.1	0.9
STEALS	100	105
Steals per game	4.8	5.0
BLOCKS	79	61
Blocks per game	3.8	2.9
ATTENDANCE	167500	118730
Home games-Avg/Game	10-16750	8-14429
Neutral site-Avg/Game	-	3-1100

Date	Opponent		Score	Att.
11/05/19	vs Saint Mary's (CA)	Lot	63-65	3301
11/08/19	EASTERN ILL.	W	65-52	17106
11/13/19	MCNEESE	W	83-63	16816
11/17/19	MARQUETTE	W	77-61	17287
11/21/19	GREEN BAY	W	88-70	16837
11/25/19	vs Richmond	L	52-62	0
11/26/19	vs New Mexico	L	50-59	0
12/04/19	at NC State	L	54-69	16035
* 12/07/19	INDIANA	W	84-64	17287
* 12/11/19	at Rutgers	L	65-72	6361
12/21/19	MILWAUKEE	W	83-64	17030
12/28/19	at Tennessee	W	68-48	21678
12/31/19	RIDER	W	65-37	16016
* 01/03/20	at Ohio St.	W	61-57	19049
* 01/08/20	ILLINOIS	L	70-71	16108
* 01/11/20	at Penn St.	W	58-49	10139
* 01/14/20	MARYLAND	W	56-54	16157
* 01/17/20	at Michigan St.	L	55-67	14797
* 01/21/20	NEBRASKA	W	82-68	16856
* 01/24/20	at Purdue	L	51-70	14804
* 01/27/20	at Iowa	L	62-68	12566

* - Conference game

Score by Periods	1st	2nd	OT	Totals
Wisconsin	670	713	9	1392
Opponents	612	667	11	1290

BIG TEN STATISTICS

Updated Through January 27, 2020

RECORD:	OVERALL	HOME	AWAY	NEUTRAL
ALL GAMES	5-5	3-1	2-4	0-0
CONFERENCE	5-5	3-1	2-4	0-0
NON-CONFERENCE	0-0	0-0	0-0	0-0

#	Player	gp-gs	min	avg	Total		3-Point		F-Throw		Rebounds								a	to	blk	stl	pts	avg
					fg-fga	fg%	3fg-fga	3fg%	ft-fa	ft%	off	def	tot	avg	pf	dq								
23	King, Kobe	9-9	260	28.9	48-92	.522	3-12	.250	14-23	.609	9	11	20	2.2	14	0	19	12	4	3	113	12.6		
35	Reuvers, Nate	10-10	250	25.0	45-108	.417	11-34	.324	23-33	.697	11	35	46	4.6	32	0	4	11	16	5	124	12.4		
11	Potter, Micah	8-0	129	16.1	32-55	.582	10-19	.526	12-14	.857	12	34	46	5.8	11	0	2	10	6	5	86	10.8		
34	Davison, Brad	10-10	301	30.1	23-73	.315	12-43	.279	16-19	.842	7	45	52	5.2	28	1	11	9	0	6	74	7.4		
00	Trice, D'Mitrik	10-10	284	28.4	24-67	.358	9-30	.300	13-17	.765	3	38	41	4.1	17	0	35	18	1	7	70	7.0		
01	Pritzl, Brevin	10-0	245	24.5	21-57	.368	17-42	.405	8-10	.800	1	22	23	2.3	12	0	7	5	1	3	67	6.7		
02	Ford, Aleem	10-10	195	19.5	19-49	.388	8-28	.286	7-8	.875	6	15	21	2.1	14	0	8	3	6	3	53	5.3		
05	Wahl, Tyler	10-1	190	19.0	13-30	.433	1-9	.111	2-5	.400	16	15	31	3.1	24	0	12	11	1	8	29	2.9		
12	Anderson, Trevor	10-0	132	13.2	9-15	.600	4-8	.500	1-2	.500	1	7	8	0.8	4	0	15	8	1	1	23	2.3		
03	McGrory, Walt	3-0	5	1.7	1-1	1.000	1-1	1.000	0-0	.000	0	0	0	0.0	3	0	1	0	0	0	3	1.0		
31	Ballard, Michael	2-0	2	1.0	0-0	.000	0-0	.000	2-2	1.000	0	0	0	0.0	0	0	0	0	0	0	2	1.0		
32	Hedstrom, Joe	1-0	3	3.0	0-0	.000	0-0	.000	0-0	.000	0	0	0	0.0	1	0	0	0	0	0	0	0.0		
20	Qawi, Samad	1-0	1	1.0	0-1	.000	0-0	.000	0-0	.000	1	0	1	1.0	2	0	0	0	0	0	0	0.0		
04	Higginbottom, Carter	2-0	2	1.0	0-1	.000	0-0	.000	0-0	.000	0	0	0	0.0	0	0	0	0	0	0	0	0.0		
15	Cuevas, Courtland	1-0	1	1.0	0-0	.000	0-0	.000	0-0	.000	0	0	0	0.0	0	0	0	0	0	0	0	0.0		
Team											9	15	24				5							
Total.....		10	2000		235-549	.428	76-226	.336	98-133	.737	76	237	313	31.3	162	1	114	92	36	41	644	64.4		
Opponents.....		10	2000		233-554	.421	59-189	.312	115-164	.701	103	256	359	35.9	156	1	113	110	31	44	640	64.0		

TEAM STATISTICS	WIS	OPP
SCORING	644	640
Points per game	64.4	64.0
Scoring margin	+0.4	-
FIELD GOALS-ATT	235-549	233-554
Field goal pct	.428	.421
3 POINT FG-ATT	76-226	59-189
3-point FG pct	.336	.312
3-pt FG made per game	7.6	5.9
FREE THROWS-ATT	98-133	115-164
Free throw pct	.737	.701
F-Throws made per game	9.8	11.5
REBOUNDS	313	359
Rebounds per game	31.3	35.9
Rebounding margin	-4.6	-
ASSISTS	114	113
Assists per game	11.4	11.3
TURNOVERS	92	110
Turnovers per game	9.2	11.0
Turnover margin	+1.8	-
Assist/turnover ratio	1.2	1.0
STEALS	41	44
Steals per game	4.1	4.4
BLOCKS	36	31
Blocks per game	3.6	3.1
ATTENDANCE	66408	77716
Home games-Avg/Game	4-16602	6-12953
Neutral site-Avg/Game	-	0-0

Score by Periods	1st	2nd	Totals
Wisconsin	308	336	644
Opponents	295	345	640

Date	Opponent		Score	Att.
* 12/07/19	INDIANA	W	84-64	17287
* 12/11/19	at Rutgers	L	65-72	6361
* 01/03/20	at Ohio St.	W	61-57	19049
* 01/08/20	ILLINOIS	L	70-71	16108
* 01/11/20	at Penn St.	W	58-49	10139
* 01/14/20	MARYLAND	W	56-54	16157
* 01/17/20	at Michigan St.	L	55-67	14797
* 01/21/20	NEBRASKA	W	82-68	16856
* 01/24/20	at Purdue	L	51-70	14804
* 01/27/20	at Iowa	L	62-68	12566

* - Conference game

HOME STATISTICS

Updated Through January 21, 2020

RECORD:	OVERALL	HOME	AWAY	NEUTRAL
ALL GAMES	9-1	9-1	0-0	0-0
CONFERENCE	3-1	3-1	0-0	0-0
NON-CONFERENCE	6-0	6-0	0-0	0-0

##	Player	gp-gs	min	avg	Total		3-Point		F-Throw		Rebounds				pf	dq	a	to	blk	stl	pts	avg
					fg-fga	fg%	3fg-fga	3fg%	ft-fa	ft%	off	def	tot	avg								
35	Reuvers, Nate	10-10	254	25.4	54-105	.514	12-31	.387	25-30	.833	13	38	51	5.1	31	0	6	16	26	6	145	14.5
23	King, Kobe	9-9	259	28.8	38-79	.481	5-15	.333	21-26	.808	15	14	29	3.2	12	0	17	10	3	6	102	11.3
34	Davison, Brad	10-10	297	29.7	36-74	.486	17-39	.436	24-26	.923	3	37	40	4.0	21	0	24	8	0	11	113	11.3
11	Potter, Micah	5-0	73	14.6	16-28	.571	5-9	.556	15-17	.882	4	25	29	5.8	2	0	1	5	7	2	52	10.4
00	Trice, D'Mitrik	10-10	306	30.6	34-82	.415	18-42	.429	13-16	.813	4	41	45	4.5	11	0	42	17	1	12	99	9.9
02	Ford, Aleem	10-10	229	22.9	36-77	.468	17-41	.415	8-11	.727	9	30	39	3.9	20	1	13	7	7	6	97	9.7
01	Pritzl, Brevin	10-1	230	23.0	29-65	.446	20-44	.455	14-17	.824	11	27	38	3.8	18	0	10	10	3	2	92	9.2
05	Wahl, Tyler	10-0	155	15.5	10-20	.500	3-9	.333	5-7	.714	10	17	27	2.7	23	0	15	13	1	7	28	2.8
03	McGrory, Walt	7-0	49	7.0	4-11	.364	1-6	.167	2-2	1.000	2	7	9	1.3	8	0	3	1	0	0	11	1.6
12	Anderson, Trevor	10-0	112	11.2	2-10	.200	1-6	.167	4-6	.667	2	13	15	1.5	7	0	17	5	0	2	9	0.9
32	Hedstrom, Joe	5-0	13	2.6	1-2	.500	0-0	.000	0-0	.000	1	1	2	0.4	3	0	0	1	0	0	2	0.4
31	Ballard, Michael	7-0	7	1.0	0-0	.000	0-0	.000	2-2	1.000	0	1	1	0.1	0	0	0	0	0	0	2	0.3
15	Cuevas, Courtland	5-0	5	1.0	0-1	.000	0-1	.000	1-2	.500	0	0	0	0.0	0	0	0	0	0	1	1	0.2
20	Qawi, Samad	5-0	5	1.0	0-1	.000	0-0	.000	0-0	.000	1	0	1	0.2	2	0	0	1	0	0	0	0.0
04	Higginbottom, Carter	6-0	6	1.0	0-1	.000	0-0	.000	0-0	.000	0	1	1	0.2	0	0	0	1	0	0	0	0.0
Team											6	17	23				3					
Total.....		10	2000		260-556	.468	99-243	.407	134-162	.827	81	269	350	35.0	158	1	148	98	48	55	753	75.3
Opponents.....		10	2000		221-547	.404	63-184	.342	99-148	.669	74	227	301	30.1	181	2	104	119	23	45	604	60.4

TEAM STATISTICS	WIS	OPP	Date	Opponent	Score	Att.
SCORING	753	604	11/08/19	EASTERN ILL.	w 65-52	17106
Points per game	75.3	60.4	11/13/19	MCNEESE	w 83-63	16816
Scoring margin	+14.9	-	11/17/19	MARQUETTE	w 77-61	17287
FIELD GOALS-ATT	260-556	221-547	11/21/19	GREEN BAY	w 88-70	16837
Field goal pct	.468	.404	* 12/07/19	INDIANA	w 84-64	17287
3 POINT FG-ATT	99-243	63-184	12/21/19	MILWAUKEE	w 83-64	17030
3-point FG pct	.407	.342	12/31/19	RIDER	w 65-37	16016
3-pt FG made per game	9.9	6.3	* 01/08/20	ILLINOIS	L 70-71	16108
FREE THROWS-ATT	134-162	99-148	* 01/14/20	MARYLAND	w 56-54	16157
Free throw pct	.827	.669	* 01/21/20	NEBRASKA	w 82-68	16856
F-Throws made per game	13.4	9.9	* - Conference game			
REBOUNDS	350	301				
Rebounds per game	35.0	30.1				
Rebounding margin	+4.9	-				
ASSISTS	148	104				
Assists per game	14.8	10.4				
TURNOVERS	98	119				
Turnovers per game	9.8	11.9				
Turnover margin	+2.1	-				
Assist/turnover ratio	1.5	0.9				
STEALS	55	45				
Steals per game	5.5	4.5				
BLOCKS	48	23				
Blocks per game	4.8	2.3				
ATTENDANCE	167500	0				
Home games-Avg/Game	10-16750	0-0				
Neutral site-Avg/Game	-	0-0				

Score by Periods	1st	2nd	Totals
Wisconsin	371	382	753
Opponents	289	315	604

AWAY/NEUTRAL STATISTICS

Updated Through January 27, 2020

RECORD:	OVERALL	HOME	AWAY	NEUTRAL
ALL GAMES	3-8	0-0	3-5	0-3
CONFERENCE	2-4	0-0	2-4	0-0
NON-CONFERENCE	1-4	0-0	1-1	0-3

##	Player	gp-gs	min	avg	Total		3-Point		F-Throw		Rebounds				pf	dq	a	to	blk	stl	pts	avg
					fg-fga	fg%	3fg-fga	3fg%	ft-fga	ft%	off	def	tot	avg								
35	Reuvers, Nate	11-11	317	28.8	53-125	.424	9-36	.250	29-42	.690	14	42	56	5.1	32	1	5	21	18	4	144	13.1
00	Trice, D'Mitrik	11-11	332	30.2	34-91	.374	16-52	.308	15-19	.789	2	43	45	4.1	14	0	32	19	1	8	99	9.0
23	King, Kobe	10-10	279	27.9	35-80	.438	2-13	.154	16-29	.552	7	18	25	2.5	15	0	13	19	3	4	88	8.8
11	Potter, Micah	6-0	95	15.8	21-40	.525	5-12	.417	3-3	1.000	8	23	31	5.2	13	0	1	9	3	3	50	8.3
34	Davison, Brad	11-11	339	30.8	23-83	.277	10-48	.208	15-18	.833	11	45	56	5.1	33	1	12	13	0	7	71	6.5
01	Pritzl, Brevin	11-0	277	25.2	22-60	.367	15-45	.333	5-7	.714	4	27	31	2.8	15	0	6	5	1	6	64	5.8
02	Ford, Aleem	11-11	244	22.2	22-64	.344	5-31	.161	14-20	.700	14	20	34	3.1	21	1	11	13	3	5	63	5.7
05	Wahl, Tyler	11-1	203	18.5	14-35	.400	2-10	.200	2-8	.250	17	19	36	3.3	25	0	10	10	1	7	32	2.9
12	Anderson, Trevor	11-0	132	12.0	9-17	.529	4-9	.444	3-4	.750	2	8	10	0.9	5	0	12	8	1	1	25	2.3
03	McGrory, Walt	2-0	4	2.0	1-1	1.000	1-1	1.000	0-0	.000	0	0	0	0.0	1	0	1	0	0	0	3	1.5
04	Higginbottom, Carter	1-0	1	1.0	0-0	.000	0-0	.000	0-0	.000	0	0	0	0.0	0	0	0	0	0	0	0	0.0
32	Hedstrom, Joe	1-0	1	1.0	0-0	.000	0-0	.000	0-0	.000	0	0	0	0.0	0	0	0	0	0	0	0	0.0
31	Ballard, Michael	1-0	1	1.0	0-0	.000	0-0	.000	0-0	.000	0	0	0	0.0	0	0	0	0	0	0	0	0.0
Team											12	19	31					6				
Total.....		11	2225		234-596	.393	69-257	.268	102-150	.680	91	264	355	32.3	174	3	103	123	31	45	639	58.1
Opponents.....		11	2225		254-609	.417	65-201	.323	113-158	.715	110	294	404	36.7	165	3	124	128	38	60	686	62.4

TEAM STATISTICS	WIS	OPP
SCORING	639	686
Points per game	58.1	62.4
Scoring margin	-4.3	-
FIELD GOALS-ATT	234-596	254-609
Field goal pct	.393	.417
3 POINT FG-ATT	69-257	65-201
3-point FG pct	.268	.323
3-pt FG made per game	6.3	5.9
FREE THROWS-ATT	102-150	113-158
Free throw pct	.680	.715
F-Throws made per game	9.3	10.3
REBOUNDS	355	404
Rebounds per game	32.3	36.7
Rebounding margin	-4.5	-
ASSISTS	103	124
Assists per game	9.4	11.3
TURNOVERS	123	128
Turnovers per game	11.2	11.6
Turnover margin	+0.5	-
Assist/turnover ratio	0.8	1.0
STEALS	45	60
Steals per game	4.1	5.5
BLOCKS	31	38
Blocks per game	2.8	3.5
ATTENDANCE	0	118730
Home games-Avg/Game	0-0	8-14429
Neutral site-Avg/Game	-	3-1100

Date	Opponent		Score	Att.
11/05/19	vs Saint Mary's (CA)	Lot	63-65	3301
11/25/19	vs Richmond	L	52-62	0
11/26/19	vs New Mexico	L	50-59	0
12/04/19	at NC State	L	54-69	16035
* 12/11/19	at Rutgers	L	65-72	6361
12/28/19	at Tennessee	W	68-48	21678
* 01/03/20	at Ohio St.	W	61-57	19049
* 01/11/20	at Penn St.	W	58-49	10139
* 01/17/20	at Michigan St.	L	55-67	14797
* 01/24/20	at Purdue	L	51-70	14804
* 01/27/20	at Iowa	L	62-68	12566

* - Conference game

Score by Periods	1st	2nd	OT	Totals
Wisconsin	299	331	9	639
Opponents	323	352	11	686

GAME-BY-GAME STATISTICS

Updated Through January 27, 2020

WISCONSIN

Opponent	Date	Score		Total		3-Pointers		Free throws		Rebounds				pf	a	t/o	blk	stl	pts	avg
				fg-fga	pct	3fg-fga	pct	ft-fa	pct	off	def	tot	avg							
vs Saint Mary's (CA)	11/05/19	63-65	Lot	22-52	.423	5-19	.263	14-20	.700	7	21	28	28.0	14	8	14	4	1	63	63.0
EASTERN ILL.	11/08/19	65-52	W	21-55	.382	3-18	.167	20-24	.833	12	30	42	35.0	13	7	11	12	6	65	64.0
MCNEESE	11/13/19	83-63	W	29-55	.527	10-28	.357	15-18	.833	7	21	28	32.7	15	19	9	3	10	83	70.3
MARQUETTE	11/17/19	77-61	W	24-56	.429	11-23	.478	18-20	.900	9	28	37	33.8	19	11	12	3	6	77	72.0
GREEN BAY	11/21/19	88-70	W	32-62	.516	15-31	.484	9-10	.900	9	30	39	34.8	15	24	13	1	3	88	75.2
vs Richmond	11/25/19	52-62	L	17-50	.340	7-27	.259	11-14	.786	8	28	36	35.0	14	7	15	2	6	52	71.3
vs New Mexico	11/26/19	50-59	L	18-53	.340	2-26	.077	12-16	.750	12	22	34	34.9	16	6	14	1	5	50	68.3
at NC State	12/04/19	54-69	L	21-56	.375	5-23	.217	7-15	.467	14	23	37	35.1	11	7	9	4	3	54	66.5
INDIANA	12/07/19	84-64	W	30-56	.536	8-20	.400	16-18	.889	8	21	29	34.4	18	13	4	6	5	84	68.4
at Rutgers	12/11/19	65-72	L	23-48	.479	8-23	.348	11-16	.688	3	23	26	33.6	17	9	14	4	5	65	68.1
MILWAUKEE	12/21/19	83-64	W	26-52	.500	10-22	.455	21-26	.808	7	29	36	33.8	19	17	9	4	6	83	69.5
at Tennessee	12/28/19	68-48	W	25-57	.439	11-26	.423	7-9	.778	6	26	32	33.7	20	13	9	2	7	68	69.3
RIDER	12/31/19	65-37	W	24-55	.436	13-31	.419	4-7	.571	5	38	43	34.4	14	18	14	7	6	65	69.0
at Ohio St.	01/03/20	61-57	W	21-56	.375	6-23	.261	13-16	.813	12	22	34	34.4	16	8	10	0	5	61	68.4
ILLINOIS	01/08/20	70-71	L	23-53	.434	4-15	.267	20-23	.870	10	22	32	34.2	16	5	8	6	3	70	68.5
at Penn St.	01/11/20	58-49	W	22-55	.400	6-21	.286	8-14	.571	9	31	40	34.6	17	10	9	2	3	58	67.9
MARYLAND	01/14/20	56-54	W	22-49	.449	7-21	.333	5-8	.625	4	20	24	33.9	13	11	7	2	5	56	67.2
at Michigan St.	01/17/20	55-67	L	21-59	.356	4-19	.211	9-11	.818	9	23	32	33.8	12	11	9	3	5	55	66.5
NEBRASKA	01/21/20	82-68	W	29-63	.460	18-34	.529	6-8	.750	10	30	40	34.2	16	23	11	4	5	82	67.3
at Purdue	01/24/20	51-70	L	20-46	.435	7-22	.318	4-8	.500	2	14	16	33.2	9	12	11	5	3	51	66.5
at Iowa	01/27/20	62-68	L	24-64	.375	8-28	.286	6-11	.545	9	31	40	33.6	28	12	9	4	2	62	66.3
Wisconsin		1392		494-1152	.429	168-500	.336	236-312	.756	172	533	705	33.6	332	251	221	79	100	1392	66.3
Opponents		1290		475-1156	.411	128-385	.332	212-306	.693	184	521	705	33.6	346	228	247	61	105	1290	61.4

Games played: 21

Points/game: 66.3

FG Pct: 42.9

3FG Pct: 33.6

FT Pct: 75.6

Rebounds/game: 33.6

Assists/game: 12.0

Turnovers/game: 10.5

Assist/turnover ratio: 1.1

Steals/game: 4.8

Blocks/game: 3.8

GAME-BY-GAME STATISTICS

Updated Through January 27, 2020

OPPONENT

Opponent	Date	Score		Total		3-Pointers		Free throws		Rebounds				pf	a	t/o	blk	stl	pts	avg
				fg-fga	pct	3fg-fga	pct	ft-fa	pct	off	def	tot	avg							
vs Saint Mary's (CA)	11/05/19	63-65	Lot	24-61	.393	8-18	.444	9-13	.692	13	23	36	36.0	20	10	15	2	6	65	65.0
EASTERN ILL.	11/08/19	65-52	W	21-63	.333	7-19	.368	3-8	.375	11	24	35	35.5	22	10	11	4	6	52	58.5
MCNEESE	11/13/19	83-63	W	21-45	.467	8-21	.381	13-17	.765	5	19	24	31.7	21	13	18	2	4	63	60.0
MARQUETTE	11/17/19	77-61	W	19-51	.373	9-19	.474	14-17	.824	5	24	29	31.0	16	9	15	3	2	61	60.2
GREEN BAY	11/21/19	88-70	W	29-61	.475	4-20	.200	8-11	.727	3	22	25	29.8	16	16	9	3	8	70	62.2
vs Richmond	11/25/19	52-62	L	26-56	.464	6-17	.353	4-6	.667	4	27	31	30.0	16	12	10	3	7	62	62.2
vs New Mexico	11/26/19	50-59	L	22-50	.440	3-13	.231	12-15	.800	8	26	34	30.6	17	13	13	1	3	59	61.7
at NC State	12/04/19	54-69	L	27-56	.482	8-20	.400	7-10	.700	8	24	32	30.8	10	6	6	6	7	69	62.6
INDIANA	12/07/19	84-64	W	21-50	.420	5-14	.357	17-26	.654	10	18	28	30.4	19	12	12	3	3	64	62.8
at Rutgers	12/11/19	65-72	L	29-63	.460	5-19	.263	9-13	.692	14	26	40	31.4	19	10	11	3	8	72	63.7
MILWAUKEE	12/21/19	83-64	W	22-52	.423	8-17	.471	12-19	.632	6	21	27	31.0	22	9	11	2	3	64	63.7
at Tennessee	12/28/19	68-48	W	16-46	.348	6-18	.333	10-19	.526	10	27	37	31.5	14	12	17	3	5	48	62.4
RIDER	12/31/19	65-37	W	15-61	.246	2-14	.143	5-7	.714	8	28	36	31.8	16	5	12	1	10	37	60.5
at Ohio St.	01/03/20	61-57	W	19-47	.404	6-20	.300	13-17	.765	8	24	32	31.9	17	8	14	1	4	57	60.2
ILLINOIS	01/08/20	70-71	L	28-57	.491	7-16	.438	8-15	.533	8	21	29	31.7	22	11	7	2	1	71	60.9
at Penn St.	01/11/20	58-49	W	17-52	.327	5-21	.238	10-14	.714	6	27	33	31.8	14	8	10	5	6	49	60.2
MARYLAND	01/14/20	56-54	W	19-47	.404	7-22	.318	9-13	.692	10	25	35	31.9	14	7	14	0	2	54	59.8
at Michigan St.	01/17/20	55-67	L	27-58	.466	6-16	.375	7-10	.700	10	31	41	32.4	13	20	12	2	4	67	60.2
NEBRASKA	01/21/20	82-68	W	26-60	.433	6-22	.273	10-15	.667	8	25	33	32.5	13	12	10	3	6	68	60.6
at Purdue	01/24/20	51-70	L	27-60	.450	9-19	.474	7-9	.778	16	26	42	33.0	10	15	11	5	8	70	61.1
at Iowa	01/27/20	62-68	L	20-60	.333	3-20	.150	25-32	.781	13	33	46	33.6	15	10	9	7	2	68	61.4
Opponents		1290		475-1156	.411	128-385	.332	212-306	.693	184	521	705	33.6	346	228	247	61	105	1290	61.4
Wisconsin		1392		494-1152	.429	168-500	.336	236-312	.756	172	533	705	33.6	332	251	221	79	100	1392	66.3

Games played: 21

Points/game: 61.4

FG Pct: 41.1

3FG Pct: 33.2

FT Pct: 69.3

Rebounds/game: 33.6

Assists/game: 10.9

Turnovers/game: 11.8

Assist/turnover ratio: 0.9

Steals/game: 5.0

Blocks/game: 2.9

GAME 1: #20 SAINT MARY'S 65, WISCONSIN 63 (OT)

Nov. 5, 2019 • Sioux Falls, S.D. • Sanford Pentagon



Official Basketball Box Score - Final
Saint Mary's (CA) at Wisconsin
11/05/19 Sanford Pentagon, Sioux Falls, SD
2019-20 Men's Basketball

Game Time: 8:00 PM
Game Duration: 2:14
Attendance: 3,301

Officials: John Higgins, Eric Curry, Kelly Pfeiffer

Saint Mary's (CA) - 65

Record: 1-0

NO. Name	Min	FG	3P	FT	Rebounds	Fouls	TP	AS	TO	ST	Blocks	+/-			
11 Matthias Tass	F 26:19	2-6	0-0	1-2	3	7	10	5	3	5	4	2	0	0	1
24 Malik Fitts	F 39:19	6-13	1-2	3-5	2	3	5	0	3	16	1	3	0	1	6
0 Tanner Krebs	G 39:37	3-6	1-3	2-2	1	7	8	4	2	9	0	1	1	1	0
1 Logan Johnson	G 35:35	1-7	1-3	2-2	1	1	2	1	1	5	0	3	1	0	0
3 Jordan Ford	G 45:00	11-24	4-8	0-0	1	1	2	2	3	26	3	4	3	0	2
23 Kristers Zorkis	09:25	0-1	0-0	0	2	2	1	0	0	1	0	0	0	0	1
14 Kyle Bowen	07:57	0-1	0-1	1-2	1	0	1	0	1	1	0	0	0	0	1
42 Dan Fotu	15:11	0-1	0-0	0-0	0	1	1	5	0	0	1	1	1	0	0
41 Aaron Menzies	01:14	0-0	0-0	0	0	0	1	0	0	0	0	0	0	0	-3
44 Alex Ducas	05:23	1-2	1-1	0-0	2	0	2	1	1	3	0	0	0	0	8
Team					2	1	3	0	0	1	0	0	0	0	8
Totals		24-61	8-18	9-13	13	23	36	20	14	65	10	15	6	2	4

Technical Fouls: NONE

Shooting By Period	1st FG%	2nd FG%	3rd FG%	OT FG%	FT%	GM FG%	FT%
1st FG%	11-27	40.7%					
2nd FG%	11-26	42.3%					
3rd FG%	1-5	20.0%					
OT FG%	1-1	100%					
FT%	2-8	25.0%					
GM FG%	1-2	50.0%					
FT%	6-8	75%					
GM FG%	24-61	39.3%					
FT%	9-13	69.2%					

Dead Ball Rebounds: 4, 0

Wisconsin - 63

Record: 0-1

NO. Name		Min	FG	3P	FT	Reb	T	BL	FO	TP	AS	TO	ST	Blocks	+/-	
2 Aleem Ford	F	34:03	3-9	1-6	0-0	2	3	5	3	0	7	2	3	1	0	9
35 Nate Reuvers	F	41:31	8-18	1-4	5-7	2	4	6	2	5	22	0	3	0	4	0
0 D'Mitric Trice	G	38:42	3-7	2-4	2-2	0	3	3	2	2	10	3	3	0	0	3
23 Kobe King	G	30:05	1-2	0-0	4-7	0	4	4	2	5	6	1	4	0	0	-9
34 Brad Davison	G	37:21	6-13	1-4	3-4	1	3	4	4	6	16	0	1	0	0	-1
12 Trevor Anderson		08:44	0-0	0-0	0-0	0	1	1	0	1	0	0	0	0	0	-7
1 Brevin Pritzl		21:45	0-0	0-0	0-0	0	1	2	3	0	1	0	0	0	0	5
5 Tyler Wahl		12:08	1-3	0-1	0-0	0	0	0	1	0	2	0	0	0	0	-15
32 Joe Hedstrom		00:41	0-0	0-0	0-0	0	0	0	0	0	0	0	0	0	0	0
Team						1	1	2	0	0	0	0	0			
Totals			22-52	5-19	14-20	7	21	28	14	20	63	8	14	1	4	-2

Technical Fouls: NONE

Shooting By Period	1st FG%	2nd FG%	3rd FG%	OT FG%	FT%	GM FG%	FT%
1st FG%	10-25	40.0%					
2nd FG%	10-22	45.5%					
3rd FG%	3-10	30.0%					
OT FG%	7-7	100%					
FT%	2-5	40.0%					
GM FG%	2-2	0.0%					
FT%	5-6	83.3%					
GM FG%	22-52	42.3%					
FT%	5-19	26.3%					
FT%	14-20	70.0%					

Dead Ball Rebounds: 6, 3

	SMC	WIS
Biggest lead	10 (1st 1:14)	8 (1st 7:38)
Best Scoring Run	13 (1st 2:10)	9 (2nd 3:29)
Lead Changes	8	
Times Tied	5	
Time with Lead	24:55	16:47

Points from Turnovers	SMC	WIS
1st	16	14
2nd	20	28
Second Chance	14	6
Fast Breaks	8	0
Bench	4	2

Period by Period Scoring	1st	2nd	OT1	TOT
SMC	30	24	11	65
WIS	24	30	9	63

NOTES: Wisconsin opened its season facing a ranked opponent for the first time since 1995... Nate Reuvers finished with career highs in points (22), FG (8), FGA (18), FT (7) and minutes played (42)...Kobe King had a career high 7 FTA...Joe Hedstrom played his first career game.

GAME 3: WISCONSIN 83, McNEESE STATE 63

Nov. 13, 2019 • Madison, Wis. • Kohl Center

Official Basketball Box Score - Final
McNeese at Wisconsin
11/13/19 Kohl Center, Madison
2019-20 Men's Basketball

Game Time: 6:00 PM
Game Duration: 1:56
Attendance: 15,616

Officials: Lamont Simpson, Bill Be, Edwin Young

McNeese - 63

Record: 1-3

NO. Name		Min	FG	3P	FT	Reb	TO	Fouls	PF	AS	TO	ST	Blocks	Bs	+/-		
23 Shamarius Kennedy	F	31:14	6-9	0-0	8-10	1	4	5	3	8	20	3	1	0	1	-12	
0 Dru Kuehseisen	G	30:26	3-9	3-6	0-0	0	3	3	1	0	9	1	1	0	0	-3	
12 A.J. Lawson	G	26:30	4-6	2-2	0-0	0	1	1	3	1	10	3	6	1	0	-12	
13 Trey Johnson	G	24:32	1-3	1-2	0-0	0	1	1	1	0	3	1	1	1	1	-20	
22 Roydell Brown	G	20:29	3-5	0-0	1-2	0	3	3	4	1	7	0	1	1	0	0	
24 Chris Orlina		16:10	2-2	1-1	2-3	2	1	3	2	3	7	0	2	0	0	-21	
44 Truman Moore		08:37	0-0	0-0	0	0	1	0	1	2	1	0	1	0	0	-6	
2 Sam Baker		16:14	1-5	1-5	0-0	0	0	0	0	2	0	3	3	0	0	-16	
3 Leondre Washington		16:22	0-3	0-3	2-2	0	4	4	3	1	2	2	2	1	0	-2	
20 Jalen Poyser		06:59	1-3	0-2	0-0	0	0	0	0	2	0	0	0	0	0	-3	
11 Myles Hutchinson		02:27	0-0	0-0	0-0	0	0	0	0	0	0	0	0	0	0	5	
Team						1	2	3			0	0					
Totals			21-45	8-21	13-17	5	19	24	21	15	63	13	18	4	2	3	-20

Technical Fouls: NONE

Shooting By Period	1st FG%	2nd FG%	3rd FG%	OT FG%	FT%	GM FG%	FT%
1st FG%	10-22	45.5%					
2nd FG%	11-23	47.8%					
3rd FG%	5-14	35.7%					
OT FG%	2-3	66.7%					
GM FG%	21-45	46.7%					
FT%	8-21	38.1%					
FT%	13-17	76.5%					

Dead Ball Rebounds: 2, 1

Wisconsin - 83

Record: 2-1

NO. Name		Min	FG M-A	3P M-A	FT M-A	Re OR	Bnds DR	Fouls PF	FT	TP	AS	TO	ST	Blocks BS	+/-		
2 Aleem Ford	F	25:48	7-11	2-4	0-0	1	1	2	3	0	16	1	0	1	1	14	
35 Nate Reuvers	F	20:29	4-9	0-2	2-3	2	2	4	4	10	2	1	1	0	0	9	
0 D'Mitric Trice	G	27:37	3-9	2-7	0-0	0	3	3	0	2	8	3	1	1	0	0	
1 Brevin Pritzl	G	21:09	4-9	2-6	3-4	2	1	3	2	3	13	2	0	0	1	13	
34 Brad Davison	G	33:18	7-8	3-4	7-7	0	3	3	0	6	24	2	3	4	0	20	
5 Tyler Wahl		26:01	1-2	0-1	1-2	1	2	3	2	4	3	3	1	2	0	23	
3 Walt McGrogy		23:54	3-6	1-3	2-2	0	2	2	1	1	9	2	1	0	0	13	
12 Trevor Anderson		12:42	0-0	0-0	0	0	2	2	1	1	0	4	0	1	0	19	
32 Joe Hedstrom		04:38	0-0	0-0	0	0	1	1	2	0	0	0	1	0	0	-8	
4 Carter Higginbottom		01:06	0-0	0-0	0-0	0	0	0	0	0	0	0	0	0	0	-2	
15 Courtland Cuevas		01:06	0-1	0-0	0-0	0	0	0	0	0	0	0	0	0	0	-2	
20 Samad Qawi		01:06	0-0	0-0	0-0	0	0	0	0	0	0	1	0	0	0	-2	
31 Michael Ballard		01:06	0-0	0-0	0-0	0	1	1	0	0	0	0	0	0	0	-2	
Team						1	3	4		0	0	0	0	0	0	0	
Totals			29-55	10-28	15-18	7	21	28	15	21	83	19	9	10	3	2	20

Technical Fouls: NONE

	McNees	UW
Biggest lead	8 (1st 15:39)	26 (2nd 2:27)
Best Scoring Run	6 (1st 18:24)	11 (2nd 7:11)
Lead Changes	9	
Times Tied	8	
Time with Lead	14:31	23:37

Points from Turnovers	McNees	UW
1st	2	30
2nd	26	32
Second Chance	2	8
Fast Breaks	7	14
Bench	14	12

Period by Period Scoring	1st	2nd	TOT
McNees	34	29	63
UW	37	46	83

NOTES: Wisconsin scored a season-high 83 points...Brad Davison reached the 20-point threshold for the 6th time in his career; double figures the 41st time... Davison matched a career high 4 steals...Brevin Pritzl made his 22nd career start... Aleem Ford scored a career high 16 points...Nate Reuvers reached double figures for the 3rd time in 3 games.

GAME 2: WISCONSIN 65, EASTERN ILLINOIS 52

Nov. 8, 2019 • Madison, Wis. • Kohl Center



Official Basketball Box Score - Final
Eastern Ill. at Wisconsin
11/08/19 Kohl Center, Madison
2019-20 Men's Basketball

Game Time: 7:01 PM
Game Duration: 2:01
Attendance: 17,106

Officials: Don Dalry, Steve McJunkins, Lewis Garrison

Eastern Ill. - 52

Record: 0-2

NO. Name	Min	FG	3P	FT	Rebounds	Fouls	TP	AS	TO	ST	Blocks	+/-				
		M	A	M	DR	OT										
2 Jordan Skipper-Brown	24:43	3-6	0-1	0-0	0	2	2	4	1	6	0	2	1	2	1	-14
3 Mack Smith	G 27:30	2-6	1-4	0-0	0	3	3	1	0	5	0	2	1	0	0	-5
4 Marvin Johnson	G 28:37	5-17	2-4	0-0	2	1	3	1	1	12	1	0	0	3	0	-2
22 Josiah Wallace	G 25:59	2-12	1-3	0-0	0	5	5	1	0	5	1	0	0	1	3	-17
35 George Dixon	G 31:45	4-8	1-1	2-6	5	3	8	4	8	11	4	0	2	1	3	-1
5 Shaereel Smith	18:25	2-7	1-4	0-0	0	2	2	4	1	5	3	1	0	1	0	-4
25 Deang Deang	25:36	2-6	1-2	1-2	0	5	5	1	1	6	1	2	1	0	1	-11
32 JaQualis Matlock	12:29	1-1	0-0	0-0	3	2	5	4	1	2	0	0	0	0	0	-7
12 Jermire Duffin	04:08	0-0	0-0	0-0	0	0	0	0	1	0	0	0	0	0	0	-5
21 Broston Shaw	00:49	0-0	0-0	0-0	0	0	0	1	0	0	0	0	0	0	0	-1
Totals					1	2			0	0						
Totals		21-63	7-19	3-8	11	24	35	22	13	52	10	11	6	4	12	-13

GAME 5: WISCONSIN 88, GREEN BAY 70

Nov. 21, 2019 • Madison, Wis. • Kohl Center



Official Basketball Box Score - Final
Green Bay at Wisconsin
11/21/19 Kohl Center, Madison
2019-20 Men's Basketball

Game Time: 8:07 PM
Game Duration: 1:53
Attendance: 16,837

Officials: Larry Scrotto, Lewis Garrison, Brooks Wells

Green Bay - 70

Record: 1-3

NO. Name	Min	FG	3P	FT	Rebounds	Fouls	TP	AS	TO	ST	Blocks	+/-		
					OR	DR								
12 Josh McNair	F 23:51	4-8	0-0	2-2	1 4	5 3	2	10	2	2	2	0	-26	
15 Manny Patterson	F 07:17	1-1	0-0	0-0	0 0	1 2	2	0	1	1	0	0	-15	
2 PJ Pipes	G 34:17	3-9	1-4	1-2	0 2	2 0	1	8	3	1	0	0	-22	
11 JayQuan McCloud	G 29:15	5-11	2-6	1-1	0 4	4 5	2	13	6	1	3	0	-8	
21 Kameron Hankerson	G 27:16	2-7	1-4	0-0	0 4	4 0	0	5	0	2	0	0	-27	
13 Trevian Bell	20:21	2-5	0-2	0-0	0 1	1 2	1	4	0	2	0	0	3	
30 Hunter Crist	06:08	0-0	0-0	0-0	0 1	1 1	0	0	3	0	0	0	4	
33 Cody Schwartz	28:31	4-10	0-4	4-5	1 4	5 1	6	12	1	0	1	1	0	2
1 Amari Davis	23:04	6-10	0-0	0-1	0 1	3 1	1	16	1	0	1	0	-1	
Team					0 2	2	0	0	0	0	0	0		
Totals		29-61	4-20	8-11	3 22	25	16	70	16	9	8	3	-18	

Technical Fouls: NONE

Shooting By Period	
1st FG%	13-31 41.9%
3PT%	2-12 16.7%
FT%	1-2 50%
2nd FG%	16-30 53.3%
3PT%	2-8 25.0%
FT%	7-9 77.8%
GM FG%	29-61 47.5%
3PT%	4-20 20.0%
FT%	8-11 72.7%
Dead Ball Rebounds:	2 0

Wisconsin - 88

Record: 4-1

NO. Name	Min	FG	3P	FT	Rebounds	Fouls	TP	AS	TO	ST	Blocks	+/-		
2 Aleem Ford	F 27:53	5-11	2-5	0-0	2 3	5 2	2	12	2	2	0	0	7	
35 Nate Reuvers	F 20:00	8-12	2-5	1-2	2 1	3 4	4	19	2	5	0	1	0	
0 D'Mitrik Trice	G 32:15	3-7	3-5	2-2	0 8	8 0	2	11	7	1	0	0	21	
23 Kobe King	G 30:54	4-8	2-3	2-2	1 1	2 1	4	12	4	2	1	0	0	
34 Brad Davison	G 23:58	4-8	3-6	4-4	0 5	5 2	2	15	3	1	1	0	25	
5 Tyler Wahl	14:46	2-4	1-2	0-0	1 2	3 1	0	5	3	2	1	0	13	
1 Brevin Pritzl	31:38	4-9	2-4	0-0	1 4	5 3	0	10	2	0	0	0	4	
12 Trevor Anderson	08:54	0-0	0-0	0-0	0 3	3 0	1	0	0	0	0	0	-4	
3 Walt McGrooy	08:44	1-2	0-1	0-0	0 3	3 2	1	2	1	0	0	0	-5	
32 Joe Hedstrom	00:58	1-1	0-0	0-0	1 0	1 0	0	2	0	0	0	0	4	
Team					1 0	1	0	0	0	0				
Totals		32-62	15-31	9-10	9 30	39	15	88	24	13	3	1	3	18

Technical Fouls: NONE

Biggest lead		Points from Turnovers		Period by Period Scoring	
0 (1st 20:00)	25 (2nd 19:48)	Paint	36	26	17
Best Scoring Run	9 (2nd 11:25)	Second Chance	5	6	6
Lead Changes	0	Fast Breaks	10	2	2
Times Tied	0	Bench	32	19	19
Time with Lead	00:00				

Game Notes: ROMAN LEGENDS CLASSIC - MADISON REGIONAL ROUND - GAME 2

NOTES: Wisconsin improved to 24-1 all-time vs. Green Bay, including 21-0 in Madison...6 Badgers scored in double figures for the second straight game...UW was 1 triple shy of the school record for 3FG in a half (11)...UW had 24 assists on 32 FGs...Reuvers led UW in scoring for the second time on the season.

GAME 7: NEW MEXICO 59, WISCONSIN 50

Nov. 26, 2019 • Brooklyn, N.Y. • Barclays Center



Official Basketball Box Score - Final
Wisconsin at New Mexico
11/26/19 Barclays Center, Brooklyn
2019-20 Men's Basketball

Game Time: 10:00 PM
Game Duration: 1:52

ROMAN LEGENDS CLASSIC presented by OLD TRAPPER - Consolation Game

Officials: D.J. Carstensen, Larry Scrotto, Rob Riley

Wisconsin - 50

Record: 4-3

NO.	Name	Min	FG	3P	FT	Rebounds	Fouls	TP	AS	TO	ST	Blocks	+/-
		M-A	M-A	M-A		DR TOT	PF F					BS	BS
2	Aleem Ford	F 29:21	2-7	0-3	3-4	5 1 6	2 3	7	2	4	1	0	0
35	Nate Reuvers	F 30:13	7-9	0-1	2-4	1 4 5	5 8	16	0	5	0	1	0
0	D'Mitrik Trice	G 32:24	4-12	1-7	2-2	0 7 7	1 1	11	1	0	0	0	-4
23	Kobe King	G 26:43	3-9	0-3	0-0	2 3 5	1 0	6	0	0	1	0	-9
34	Brad Davison	G 35:58	0-9	0-6	2-2	1 5 6	4 3	2	0	1	1	0	-8
5	Tyler Wahl	09:49	0-0	0-0	0-0	0 0 0	0 0	0	0	2	0	0	-2
1	Brevin Pritzl	22:05	2-7	1-6	1-2	1 1 2	2 1	6	1	0	1	0	-5
12	Trevor Anderson	13:27	0-0	0-0	2-2	1 1 2	1 2	2	0	0	0	0	-2
Team						1 0 1		0	2				
Totals			18-53	2-26	12-16	12 22 34	16 17 50	6 14 5	1 1 1	1 1 1	1 1 1	1 1 1	1 1 1
Technical Fouls: 0/													

Technical Fouls: NONE

Shooting By Period	
1st FG%	7-18 38.9%
3PT%	1-8 12.5%
FT%	5-7 71.4%
2nd FG%	11-35 31.4%
3PT%	1-18 5.6%
FT%	7-9 77.8%
GM FG%	18-53 34.0%
3PT%	2-26 7.7%
FT%	12-16 75.0%
Dead Ball Rebounds:	1 0

New Mexico - 59

Record: 6-2

No. Name	Min	FG	3P	FT	Rebounds	Fouls	TP	AS	TO	ST	Blocks	+/-
15 Carlton Bragg	F 31:28	5-8	0-0	2-2	1 5	6 4	1	12	0	1	0	0
2 Vance Jackson	G 27:39	1-5	1-5	0-0	0 2	2 2	0	3	2	1	0	8
5 Jaquan Lyle	G 36:54	5-14	1-4	3-5	2 7	2 5	14	2	1	0	0	11
10 Makuach Maluach	G 16:33	1-3	0-1	0-0	1 0	1 0	2	2	2	0	0	3
11 JJ Caldwell	G 33:00	4-5	1-1	3-4	0 5	5 2	3	12	3	4	0	15
0 Zane Martin	22:38	4-10	0-2	4-4	0 3	3 4	12	3	2	1	0	-3
1 Corey Manigault	15:21	1-4	0-0	0-0	3 1	4 0	2	2	1	2	0	-3
3 Keith McGee	09:34	1-1	0-0	0-0	0 0	0 1	1	2	0	0	0	-1
4 Tavian Percy	06:53	0-0	0-0	0-0	0 1	1 0	0	0	0	0	0	5
Team					1 2	3	0	0	0	0	0	
Totals		22-50	3-13	12-15	8 26	34	17	16	59	13	13	1

Technical Fouls: NONE

Biggest lead		Points from Turnovers		Period by Period Scoring	
2 (1st 9:07)	11 (1st 0:57)	Paint	18	34	10
Best Scoring Run	5 (2nd 18:42)	Second Chance	5	13	13
Lead Changes	6	Fast Breaks	9	12	12
Times Tied	3	Bench	8	16	16
Time with Lead	04:20				

Game Notes: Test comment

GAME 6: RICHMOND 62, WISCONSIN 52

Nov. 25, 2019 • Brooklyn, N.Y. • Barclays Center



Official Basketball Box Score - Final
Wisconsin at Richmond
11/26/19 Barclays Center, Brooklyn
2019-20 Men's Basketball

Game Time: 12:00 AM
Game Duration: 1:47

ROMAN LEGENDS CLASSIC presented by OLD TRAPPER - Semifinal Game 1

Officials: Randy McCall, Earl Walton, Donnie Eppley

Wisconsin - 52

Record: 4-2

NO. Name	Min	FG M-A	3P M-A	FT M-A	Rebounds		Fouls P-F	TP	AS	TO	ST	Blocks B-A	+/-			
2 Aleem Ford	F 27:35	0-5	0-3	3-4	0	4	4	3	1	1	0	0	-4			
35 Nate Reuvers	F 36:43	6-14	1-4	4-4	2	5	7	3	5	17	1	2	1	-12		
0 D'Mitrik Trice	G 35:44	2-10	1-6	0-0	0	7	7	0	1	5	5	1	1	0	-6	
23 Kobe King	G 25:26	3-7	1-4	3-4	2	2	4	2	3	10	0	0	0	1	0	
34 Brad Davison	G 30:03	2-6	1-4	0-0	1	4	5	3	2	5	0	4	2	0	1	-14
1 Brevin Pritzl	26:26	2-5	1-3	0-0	0	5	5	3	0	5	0	2	0	0	0	-13
5 Tyler Wahl	15:49	2-2	2-2	1-2	1	1	2	3	1	7	0	0	1	0	0	-1
12 Trevor Anderson	02:14	0-1	0-1	0-0	0	0	0	0	0	0	0	1	0	0	0	-6
Team					2	0	2		0	0	2					
Totals		17-50	7-27	11-14	8	28	36	14	16	52	7	15	6	2	3	-10
														Trinidad Est. 10-10		

Technical Fouls: NONE

Shooting By Period	
1st FG%	10-26 38.5%
3PT%	3-15 20.0%
FT%	6-8 75%
2nd FG%	7-24 29.2%
3PT%	4-12 33.3%
FT%	5-6 83.3%
GM FG%	17-50 34.0%
3PT%	7-27 25.9%
FT%	11-14 78.6%
Dead Ball Rebounds:	1 0

Richmond - 62

Record: 5-0

NO.	Name	Min	FG	3P	FT	Rebounds	Fouls	TP	AS	TO	ST	Blocks	BS	+				
			M-A	M-A	M-A	OR	DR	PF	FT									
4	Nathan Cayo	F 25:07	5-6	0-0	0-0	2	2	3	1	10	0	0	1	1	0			
33	Grant Golden	F 26:59	7-12	0-0	2-4	2	10	12	4	3	16	1	1	1	1			
0	Jacob Gilyard	G 38:05	1-5	1-3	2-2	0	3	3	1	2	5	5	3	1	0			
1	Blake Francis	G 35:17	8-18	3-9	0-0	0	0	0	0	4	19	6	2	1	0			
5	Nick Sherod	G 34:22	3-9	2-4	0-0	0	4	4	2	1	8	0	1	1	0			
	Souleymane Koureissi	08:30	1-1	0-0	0-0	1	2	3	4	1	2	0	1	0	7			
22	Andre Gustavson	13:36	1-3	0-0	0-0	1	1	2	1	2	0	1	0	1	0			
3	Tyler Burton	08:25	0-2	0-1	0-0	0	4	4	0	0	0	1	0	0	-3			
15	Matt Grace	04:31	0-0	0-0	0-0	0	0	0	1	0	0	0	0	0	-3			
11	Jake Wojcik	05:08	0-0	0-0	0-0	0	1	1	0	1	0	0	0	0	-4			
Team						0	0	0		0	0	0	0	0				
Totals				26-56	6-17	4-6	4	27	31	16	14	62	12	10	7	3	2	10

Technical Fouls: NONE

Biggest lead		Points from Turnovers		Period by Period Scoring	
2 (2nd 9:56)	10 (2nd 1:00)	Paint	10	28	17
Best Scoring Run	8 (2nd 9:56)	Second Chance	4	2	2
Lead Changes	4	Fast Breaks	4	6	6
Times Tied	5	Bench	12	4	4
Time with Lead	04:01				

GAME 8: NC STATE 69, WISCONSIN 54

Dec. 4, 2019 • Raleigh, N.C. • PNC Arena



Official Basketball Box Score - Final
Wisconsin at NC State
12/04/19 PNC Arena, Raleigh
2019-20 Men's Basketball

Game Time: 9:15 PM
Game Duration: 1:51
Attendance: 16,035

Wisconsin - 54

Record: 4-4

NO. Name	Min	FG	3P	FT	Rebounds	Fouls	TP	AS	TO	ST	Blocks	+/-																																																																																																																																																																																																																																																																																																																																																																																																																																																																																																																																																																																																																																																																																																																																																																																																																																																																																																																																																																																																																																																																					
2 Aleem Ford	F 28:24	5-10	1-3	2-4	4 3	7 2	2	13	0	2	1	1	-11																																																																																																																																																																																																																																																																																																																																																																																																																																																																																																																																																																																																																																																																																																																																																																																																																																																																																																																																																																																																																																																																				
35 Nate Reuvers	F 27:39	5-14	0-4	1-2	1 2	3 3	2	1	0	2	1	0	-19																																																																																																																																																																																																																																																																																																																																																																																																																																																																																																																																																																																																																																																																																																																																																																																																																																																																																																																																																																																																																																																																				
0 D'Ante Trice	G 35:48	3-9	2-8	1 3	4 4	1 0	0	1	0	1	0	0	-15																																																																																																																																																																																																																																																																																																																																																																																																																																																																																																																																																																																																																																																																																																																																																																																																																																																																																																																																																																																																																																																																				
23 Kobe King	G 31:07	4-11	0-1	3-5	1 3	4 1	1	1	2	0	0	0	-8																																																																																																																																																																																																																																																																																																																																																																																																																																																																																																																																																																																																																																																																																																																																																																																																																																																																																																																																																																																																																																																																				
34 Brad Davison	G 23:52	1-5	1-4	0-0	1 2	3 0	0	1	3	2	0	0	-14																																																																																																																																																																																																																																																																																																																																																																																																																																																																																																																																																																																																																																																																																																																																																																																																																																																																																																																																																																																																																																																																				
1 Brevin Pritzel	21:02	0-2	0-2	0	1 3	4 0	0	0	0	0	1	0	-3																																																																																																																																																																																																																																																																																																																																																																																																																																																																																																																																																																																																																																																																																																																																																																																																																																																																																																																																																																																																																																																																				
5 Tyler Wahl	19:11	2-2	0-0	1-4	4 4	8 2	5	1	1	0	0	0	1																																																																																																																																																																																																																																																																																																																																																																																																																																																																																																																																																																																																																																																																																																																																																																																																																																																																																																																																																																																																																																																																				
12 Trevor Anderson	09:17	1-3	1-1	0-0	0 1	1 0	0	3	0	0	0	0	-2																																																																																																																																																																																																																																																																																																																																																																																																																																																																																																																																																																																																																																																																																																																																																																																																																																																																																																																																																																																																																																																																				
Team					1 2	3 0	0	0	0	0																																																																																																																																																																																																																																																																																																																																																																																																																																																																																																																																																																																																																																																																																																																																																																																																																																																																																																																																																																																																																																																																							
Totals		21-56	5-23	7-15	14	23	37	11	10	54	7	9	3	4	6	-15																																																																																																																																																																																																																																																																																																																																																																																																																																																																																																																																																																																																																																																																																																																																																																																																																																																																																																																																																																																																																																																																	
Technical Fouls													0	0	0	0	0	0	0	0	0	0	0	0	0	0	0	0	0	0	0	0	0	0	0	0	0	0	0	0	0	0	0	0	0	0	0	0	0	0	0	0	0	0	0	0	0	0	0	0	0	0	0	0	0	0	0	0	0	0	0	0	0	0	0	0	0	0	0	0	0	0	0	0	0	0	0	0	0	0	0	0	0	0	0	0	0	0	0	0	0	0	0	0	0	0	0	0	0	0	0	0	0	0	0	0	0	0	0	0	0	0	0	0	0	0	0	0	0	0	0	0	0	0	0	0	0	0	0	0	0	0	0	0	0	0	0	0	0	0	0	0	0	0	0	0	0	0	0	0	0	0	0	0	0	0	0	0	0	0	0	0	0	0	0	0	0	0	0	0	0	0	0	0	0	0	0	0	0	0	0	0	0	0	0	0	0	0	0	0	0	0	0	0	0	0	0	0	0	0	0	0	0	0	0	0	0	0	0	0	0	0	0	0	0	0	0	0	0	0	0	0	0	0	0	0	0	0	0	0	0	0	0	0	0	0	0	0	0	0	0	0	0	0	0	0	0	0	0	0	0	0	0	0	0	0	0	0	0	0	0	0	0	0	0	0	0	0	0	0	0	0	0	0	0	0	0	0	0	0	0	0	0	0	0	0	0	0	0	0	0	0	0	0	0	0	0	0	0	0	0	0	0	0	0	0	0	0	0	0	0	0	0	0	0	0	0	0	0	0	0	0	0	0	0	0	0	0	0	0	0	0	0	0	0	0	0	0	0	0	0	0	0	0	0	0	0	0	0	0	0	0	0	0	0	0	0	0	0	0	0	0	0	0	0	0	0	0	0	0	0	0	0	0	0	0	0	0	0	0	0	0	0	0	0	0	0	0	0	0	0	0	0	0	0	0	0	0	0	0	0	0	0	0	0	0	0	0	0	0	0	0	0	0	0	0	0	0	0	0	0	0	0	0	0	0	0	0	0	0	0	0	0	0	0	0	0	0	0	0	0	0	0	0	0	0	0	0	0	0	0	0	0	0	0	0	0	0	0	0	0	0	0	0	0	0	0	0	0	0	0	0	0	0	0	0	0	0	0	0	0	0	0	0	0	0	0	0	0	0	0	0	0	0	0	0	0	0	0	0	0	0	0	0	0	0	0	0	0	0	0	0	0	0	0	0	0	0	0	0	0	0	0	0	0	0	0	0	0	0	0	0	0	0	0	0	0	0	0	0	0	0	0	0	0	0	0	0	0	0	0	0	0	0	0	0	0	0	0	0	0	0	0	0	0	0	0	0	0	0	0	0	0	0	0	0	0	0	0	0	0	0	0	0	0	0	0	0	0	0	0	0	0	0	0	0	0	0	0	0	0	0	0	0	0	0	0	0	0	0	0	0	0	0	0	0	0	0	0	0	0	0	0	0	0	0	0	0	0	0	0	0	0	0	0	0	0	0	0	0	0	0	0	0	0	0	0	0	0	0	0	0	0	0	0	0	0	0	0	0	0	0	0	0	0	0	0	0	0	0	0	0	0	0	0	0	0	0	0	0	0	0	0	0	0	0	0	0	0	0	0	0	0	0	0	0	0	0	0	0	0	0	0	0	0	0	0	0	0	0	0	0	0	0	0	0	0	0	0	0	0	0	0	0	0	0	0	0	0	0	0	0	0	0	0	0	0	0	0	0	0	0	0	0	0	0	0	0	0	0	0	0	0	0	0	0	0	0	0	0	0	0	0	0	0	0	0	0	0	0	0	0	0	0	0	0	0	0	0	0	0	0	0	0	0	0	0	0	0	0	0	0	0	0	0	0	0	0	0	0	0	0	0	0	0	0	0	0	0	0	0	0	0	0	0	0	0	0	0	0	0	0	0	0	0	0	0	0	0	0	0	0	0	0	0	0	0	0	0	0	0	0	0	0	0	0	0	0	0	0	0	0	0	0	0	0	0	0	0	0	0	0	0	0	0	0	0	0	0	0	0	0	0	0	0	0	0	0	0	0	0	0	0	0	0	0	0	0	0	0	0	0	0	0	0	0	0	0	0	0	0	0	0	0	0	0	0	0	0	0	0	0	0	0	0	0	0	0	0	0	0	0	0	0	0	0	0	0	0	0	0	0	0	0	0	0	0	0	0	0	0	0	0	0	0	0	0	0	0	0	0	0	0	0	0	0	0	0	0	0	0	0	0	0	0	0	0	0	0	0	0	0	0	0	0	0	0	0	0	0	0	0	0	0	0	0	0	0	0	0	0	0	0	0	0	0	0	0	0	0	0	0	0	0	0	0	0	0	0	0	0	0	0	0	0	0	0	0	0	0	0	0	0	0	0	0	0	0	0	0	0

GAME 9: WISCONSIN 84, INDIANA 64

Dec. 7, 2019 • Madison, Wis. • Kohl Center



Official Basketball Box Score - Final
Indiana at Wisconsin
12/07/19 Kohl Center, Madison
2019-20 Men's Basketball

Game Time: 3:31 PM
Game Duration: 2:02
Attendance: 17,287

Officials: Larry Scrotto, Steve McKinley, Kelly Pfeiffer

Indiana - 64

Record: 8-1 (0-1)

NO. Name	Min	FG	3P	FT	Rebounds	Fouls	TP	AS	TO	ST	Blocks	BB	+	-
3 Justin Smith	F 24:23	4-6	0-1	2-4	1 1 2	1 2	10	1	2	0	0	0	0	-12
4 Trayce Jackson-Davis	F 25:54	3-6	0-0	3-3	1 2 3	2 3	9	0	1	0	1	1	1	-28
50 Joey Brunk	C 16:41	1-4	0-0	0-0	1 5 6	3 1	2	1	2	1	0	2	0	-9
1 Aljami Durham	G 32:48	3-7	3-4	8-8	0 1 1	1 4	17	2	3	0	0	0	-19	
2 Armaan Franklin	G 23:36	2-5	0-2	1-2	0 0 0	4 1	5	1	0	0	0	0	-17	
11 Devonte Green	21:57	3-8	1-2	3-4	3 1 4	1 2	10	3	1	1	0	1	-8	
23 Damezi Anderson	19:59	2-7	1-3	0-0	1 3 4	2 1	5	2	0	1	1	0	-2	
25 Race Thompson	16:17	2-3	0-0	0-1	1 3 4	2 1	4	0	1	0	0	0	-6	
20 DeRon Davis	04:11	0-1	0-0	0-4	1 0 1	1 2	0	0	0	0	0	0	-2	
21 Jerome Hunter	14:01	1-3	0-2	0-0	1 2 3	2 1	2	2	2	0	1	0	-3	
0 Cooper Bybee	00:13	0-0	0-0	0-0	0 0 0	0 0	0	0	0	0	0	0	0	0
Team					0 0 0	0	0	0	0	0	0			
Totals		21-50	5-14	17-26	10 18 28	19 18	64	12	12	3	3	6	-20	

Technical Fouls: NONE

Shooting By Period	1st FG%	2nd FG%	3rd FG%	GM FG%	3PT%	FT%
1st FG%	10-30	33.3%				
2nd FG%	11-20	55.0%				
3rd FG%	11-20	55.0%				
GM FG%	21-50	42.0%				
3PT%	5-14	35.7%				
FT%	17-26	65.4%				

Dead Ball Rebounds: 6, 1

Wisconsin - 84

Record: 5-4 (1-0)

NO. Name	Min	FG	3P	FT	Rebounds	Fouls	TP	AS	TO	ST	Blocks	BS	+	-
2 Aleem Ford	F 26:29	4-6	3-5	2-2	1 4 5	4 3	13	1	0	0	3	0	33	20
35 Nate Reuvers	F 28:03	8-12	2-3	2-2	1 3 4	4 3	20	0	0	2	2	0	20	13
0 D'Mitrik Trice	G 30:34	2-7	0-3	4-4	1 4 5	2 8	8	4	2	0	0	0	13	23
23 Kobe King	G 28:59	10-15	1-3	3-4	2 2 4	2 4	24	1	1	0	1	1	23	21
34 Brad Davison	G 26:38	1-6	0-1	0-0	0 4 4	0 2	2	1	0	1	1	0	21	0
1 Brevin Pritzl	22:19	3-6	2-5	1-2	0 1 1	2 3	9	2	0	0	0	0	0	0
5 Tyler Wahl	16:14	2-3	0-0	2-2	1 1 2	1 1	6	1	1	2	0	0	-5	0
12 Trevor Anderson	14:15	0-1	0-0	0-0	0 1 1	0 0	2	0	0	0	0	1	0	0
32 Joe Hedstrom	03:05	0-0	0-0	0-0	0 0 0	1 0	0	0	0	0	0	0	-2	0
31 Walt McGrony	01:46	0-0	0-0	0-0	0 0 0	2 0	0	0	0	0	0	0	0	-1
31 Michael Ballard	01:01	0-0	0-0	2-2	0 0 0	0 1	2	0	0	0	0	0	0	-1
4 Carter Higinbottom	00:37	0-0	0-0	0-0	0 0 0	0 0	0	0	0	0	0	0	0	-1
Team					2 1 3	0	0	0	0	0	0			
Totals		30-56	8-20	16-18	8 21 29	18 19	84	13	4	5	6	3	20	

Technical Fouls: NONE

Shooting By Period	1st FG%	2nd FG%	3rd FG%	GM FG%	3PT%	FT%
1st FG%	20-32	62.5%				
2nd FG%	6-13	46.2%				
3rd FG%	1-2	50%				
GM FG%	10-24	41.7%				
3PT%	2-7	28.6%				
FT%	15-16	93.8%				
GM FG%	30-56	53.6%				
3PT%	6-20	30.0%				
FT%	16-18	88.9%				

Dead Ball Rebounds: 1, 1

	IU	UW
Biggest lead	2 (1st 19:11)	31 (2nd 11:40)
Best Scoring Run	10 (2nd 8:25)	14 (1st 13:31)
Lead Changes	1	
Times Tied		
Time with Lead	00:24	38:01

Points from	Turnovers	Period by Period Scoring
Turnovers	6 18	1st 2nd TOT
Paint	30 32	
Second Chance	12 11	IU 27 37 64
Fast Breaks	11 5	
Bench	21 17	UW 47 37 84

NOTES: Wisconsin recorded its 8th straight home win (dating back to last season)...the Badgers recorded their largest win over Indiana since Feb. 25, 2010 (78-46 @ IU)...UW tallied its 17th consecutive home win over Indiana, dating back to 1999...UW has beaten IU 20 of the last 23 meetings (6 of last 7).

GAME 11: WISCONSIN 83, MILWAUKEE 64

Dec. 21, 2019 • Madison, Wis. • Kohl Center



Official Basketball Box Score - Final
Milwaukee at Wisconsin
12/21/19 Kohl Center, Madison
2019-20 Men's Basketball

Game Time: 4:01 PM
Game Duration: 2:01
Attendance: 17,030

Officials: D.J. Carstensen, Donnie Eppley, Brian McNair

Milwaukee - 64

Record: 5-7

NO. Name	Min	FG M-A	3P M-A	FT M-A	Rebounds GR DR TR	Fouls PF	TP	AS	TO	ST	Blocks	BBs	+	
5 C.J. Wilbourn	F 10:04	0-2	0-0	0-0	0 0 0	2 0 0	0	0	2	0	0	0	-12	
12 Amir Allen	F 05:16	0-1	0-0	0-0	1 0 1	2 0 0	0	0	0	0	0	0	-10	
3 TeJon Lucas	G 34:14	4-10	2-5	0-1	1 3 4	1 6	10	4	2	1	0	-14		
20 Darius Roy	G 35:06	7-13	3-5	8-10	0 4 4	2 6	25	0	2	0	0	-18		
24 Josh Thomas	G 27:21	4-8	0-0	0-2	1 3 4	2 2	8	2	1	0	0	-2	-18	
4 Wil Sessoms	21:07	1-3	0-0	2-4	2 4 6	3 3	4	1	1	1	1	7		
1 DeAndre Abram	23:08	4-8	1-2	0-0	0 4 4	4 1	9	2	1	0	1	0	6	
13 Courtney Brown Jr.	22:26	2-4	2-3	0-0	0 2 2	2 0	6	0	1	0	0	-14		
2 Harrison Henderson	08:44	0-2	0-0	2-2	1 0 1	3 1	2	0	1	0	0	0	-11	
34 Tyler Behrendt	04:40	0-0	0-0	0-0	0 0 0	0 0	0	0	0	1	0	0	-8	
22 Shae Mitchell	06:01	0-1	0-0	0-0	0 0 0	0 0	0	0	0	0	0	0	-2	
10 Arturo Bingham	01:53	0-0	0-0	0-0	0 0 0	0 0	0	0	0	0	0	0	-3	
Team					0 1 1	0	0	0	0	0	0			
Totals	22:52	8-17	12-19	6 21	27	22	19	64	9	11	3	2	4	-19

Technical Fouls: NONE

Shooting By Period	1st FG%	2nd FG%	3rd FG%	GM FG%	3PT%	FT%
1st FG%	16-23	55.2%				
2nd FG%	6-23	26.1%				
3rd FG%	1-6	16.7%				
GM FG%	22-52	42.3%				
3PT%	8-17	47.1%				
FT%	12-19	63.2%				

Dead Ball Rebounds: 2, 0

Wisconsin - 83

Record: 6-5

NO. Name	Min	FG	3P	FT	Rebounds	Fouls	TP	AS	TO	ST	Blocks	BS	+/-	
2 Aleem Ford	F 22:21	2-3	2-2	1-2	0 4 4	0 1	7	2	0	2	0	0	18	
35 Nate Reuvers	F 27:26	8-12	2-4	4-4	1 4 5	3 4	22	0	0	0	3	0	18	
0 D'Mitrik Trice	G 31:25	11-14	5-6	4-6	1 4 5	2 7	31	3	2	1	0	0	21	
23 Kobe King	G 20:42	0-3	0-0	0-0	2 1 3	2 1	0	1	1	0	0	0	12	
34 Brad Davison	G 32:26	0-3	0-2	3-4	0 4 4	3 4	3	0	1	0	0	0	18	
11 Micah Potter	12:34	3-6	0-1	6-6	0 5 5	0 3	12	0	3	1	1	1		
12 Trevor Anderson	13:29	1-3	0-2	1-2	1 1 2	2 1	3	2	2	1	0	0	-7	
5 Tyler Wahl	17:02	0-3	0-1	2-2	2 3 5	2 1	2	3	0	1	0	0	1	
1 Brevin Pritzl	16:35	1-4	1-3	0-0	0 0 0	4 0	3	1	1	0	0	0	9	
3 Walt McGrony	03:45	0-1	0-1	0-0	0 0 0	1 0	0	0	0	0	0	0	4	
4 Carter Higinbottom	00:45	0-0	0-0	0-0	0 1 1	0 0	0	0	0	0	0	0	0	
15 Courtland Cuevas	00:45	0-0	0-0	0-0	0 0 0	0 0	0	0	0	0	0	0	0	
31 Michael Ballard	00:45	0-0	0-0	0-0	0 0 0	0 0	0	0	0	0	0	0	0	
Team					0 2 2	0	0	0	0	0	0			
Totals	26:52	10-22	21-26	7 29	36	19	22	83	17	9	6	4	2	19

Technical Fouls: NONE

	MKE	UW
Biggest lead	4 (1st 8:42)	20 (2nd 7:54)
Best Scoring Run	10 (1st 15:12)	11 (2nd 9:28)
Lead Changes	14	
Times Tied	5	
Time with Lead	07:39	30:26

Points from	Turnovers	Period by Period Scoring
Turnovers	14 12	1st 2nd TOT
Paint	14 26	
Second Chance	5 5	MKE 41 23 64
Fast Breaks	6 5	
Bench	21 20	UW 43 40 83

NOTES: D'Mitrik Trice scored a career-high 31 points...Trice was first Badger to score 31 in a game since Ethan Happ last season vs. Purdue...Nate Reuvers matched his career high with 22 points.

GAME 10: RUTGERS 72, WISCONSIN 65

Dec. 11, 2019 • Piscataway, N.J. • Rutgers Athletic Center



Official Basketball Box Score - Final
Wisconsin at Rutgers
12/11/19 Rutgers Athletic Center, Piscataway
2019-20 Men's Basketball

Game Time: 7:00 PM
Game Duration: 2:01
Attendance: 6,361

Officials: Terry Wymer, Larry Scrotto, Eric Curry

Wisconsin - 65

Record: 5-5 (1-1)

NO. Name	Min	FG	3P	FT	Rebounds	Fouls	TP	AS	TO	ST	Blocks	+	-
		M-A	M-A	M-A	OR TR OT	FF PF							
2 Aleem Ford	21:18	2-5	1-3	4-4	0 1 1	0 2	9	1	2	1	1	0	-11
35 Nate Reuvers	F 28:18	2-8	1-4	1-2	1 4 5	4 3	6	1	3	0	2	0	-2
0 D'Mitrik Trice	G 22:31	1-2	0-1	0-1	0 3 3	1 3	2	1	3	2	0	0	-10
23 Kobe King	G 32:37	7-12	0-2	4-6	0 3 3	4 4	18	3	1	1	0	-14	
34 Brad Davison	G 30:10	3-7	2-4	1-2	0 5 5	3 2	9	0	0	1	0	-4	
5 Tyler Wahl	13:58	2-4	0-1	0-0	2 1 3	3 3	4	1	1	0	1	0	-2
1 Brevin Pritzl	26:36	2-5	2-5	0-0	0 1 1	1 1	6	0	1	0	0	0	7
12 Trevor Anderson	24:32	4-5	2-3	1-1	0 0 1	1 1	11	2	3	0	0	0	-1
Team					0 4 4	0	0	0	0	0	0		
Totals	23:48	9-23	11-16	3 23	26 17	19	65	9	14	5	4	3	-7

Technical Fouls: NONE

Shooting By Period			
1st	FG%	12-22	54.5%
	3PT%	5-11	45.5%
	FT%	4-7	57.1%
2nd	FG%	11-26	42.3%
	3PT%	3-12	25.0%
	FT%	7-9	77.8%
GM	FG%	23-48	47.9%
	3PT%	8-23	34.8%
	FT%	11-16	68.8%

GAME 13: WISCONSIN 65, RIDER 37

Dec. 31, 2019 • Madison, Wis. • Kohl Center



Official Basketball Box Score - Final
Rider at Wisconsin
12/31/19 Kohl Center, Madison
2019-20 Men's Basketball

Game Time: 6:03 PM
Game Duration: 1:51
Attendance: 16,016

Officials: Rob Riley, Steve McJunkins, Rob Kamen

Rider - 37		Record: 7-4												
NO. Name		Min	FG M-A	3P M-A	FT M-A	Rebounds OR DR TOT	Fouls PF FO	TP	AS	TO	ST	Blocks BS BA	+/-	
13 Frederick Scott	F	24:14	3-9	1-3	0-0	1 5 6	2	0	7	0	1	1	1 0 -22	
14 Dimencio Vaughn	F	28:08	3-8	0-1	1-2	1 7 8	2	3	7	2	3	1	0 1 -14	
20 Tyere Marshall	F	19:03	0-8	0-0	1-2	4 6 1	4	1	4	1	0	1	0 3 -15	
11 Wily Nunez Jr.	G	21:16	2-3	1-2	0-0	0 1 1	1 0	5	0	0	1	0	0 -23	
23 Stevie Jordan	G	29:13	3-13	0-3	0-0	0 4 4	2 3	6	1	3	2	0	0 -1	
0 Christian Ings		19:49	1-4	0-0	0-0	0 2 2	1 0	2	1	1	1	0	0 -12	
10 Ajiri Ogemuno-Johnson		13:03	0-1	0-0	2-2	0 1 1	3 1	2	0	0	2	0	0 -12	
5 Tyrel Randall		18:07	1-6	0-4	0-0	0 0 0	1 0	2	0	2	1	0	1 -7	
21 Tyrel Bladen		05:24	0-3	0-0	0-0	1 2 3	2 0	0	0	0	0	0	1 -3	
22 Kimar Williams		12:24	2-5	0-0	1-1	0 0 0	3 0	5	1	0	1	0	0 -4	
2 Allen Powell		07:13	0-1	0-0	0-0	0 1 1	0 0	0	0	0	0	0	0 -2	
3 Khalil Turner		02:06	0-0	0-0	0-0	0 0 0	1 0	0	0	1	0	0	0 -3	
Team						3 1 4		0						
Totals		15-61	2-14	5-7	8 28 36	16 14	37	5	12	10	1 7	-28		

Technical Fouls: NONE

Wisconsin - 65		Record: 8-5													
NO. Name		Min	FG M-A	M-A	3P F-T	Rebounds OR DR TOT	Fouls FF FO	TP	AS	TO	ST	Blocks BS BA	+/-		
2 Aleem Ford	F	21:28	5-9	4-6	0-0	1 4	5	2	14	2	2	1	0	16	
35 Nate Reuvers	F	21:58	6-11	0-2	3-4	1 5	6	1	8	15	0	1	0	25	
0 D'Mitric Trice	G	29:16	3-9	3-7	0-0	0 3	3	0	1	9	7	3	3	30	
23 Kobe King	G	25:16	0-2	0-0	1-1	2 0	1	0	1	2	1	0	0	-10	
34 Brad Davison	G	20:35	4-7	3-5	0-0	0 6	6	3	2	11	4	0	0	25	
1 Brevin Pritzl		20:38	4-7	3-5	0-1	0 1	1	2	11	1	2	0	1	9	
5 Tyler Wahl		15:55	0-0	0-0	0-0	0 3	3	4	0	0	1	2	0	13	
11 Micah Potter		18:21	2-6	0-1	0-0	0 7	7	0	1	4	0	0	0	3	4
12 Trevor Anderson		13:33	0-2	0-2	0-0	0 2	2	1	0	0	2	2	0	0	4
3 Walt McGroby		08:24	0-2	0-1	0-0	2 2	4	2	0	0	0	0	0	0	0
4 Carter Higginbottom		01:09	0-0	0-0	0-0	0 0	0	0	0	0	0	0	0	0	-1
15 Courtland Cuevas		01:09	0-0	0-0	1-2	0 0	0	0	1	1	0	0	1	0	-1
20 Samad Qawi		01:09	0-0	0-0	0-0	0 0	0	0	0	0	0	0	0	0	-1
31 Michael Ballard		01:09	0-0	0-0	0-0	0 0	0	0	0	0	0	0	0	0	-1
Team						0 4 4		0		0					
Totals			24-55	13-31	4-7	5 38 43	14 16	65	18	14	6	7 1	-28		

Technical Fouls: NONE

	Rider	UW	Period by Period Scoring						
Biggest lead	2 (1 st 19:08)	31 (2 nd 3:39)	Points from	Rider	UW				
Best Scoring Run	4 (2 nd 0:50)	10 (1 st 6:03)	Turnovers	2	9		1st	2nd	TOT
Lead Changes	5		Paint	20	20	Rider	11	26	37
Times Tied	1		Second Chance	4	2				
Time with Lead	04:09	33:37	Fast Breaks	4	2	UW	22	43	65
			Bench	11	16				

Technical Fouls: NONE

NOTES: Wisconsin held Rider to 11 points in the first half, tied for the sixth-lowest total in school history and fewest allowed in a half since 2011... Rider finished the game with 37 points, the fewest allowed by UW since 2016... The Badgers improved to 7-0 at home this season and won their 10th-straight home game dating back to last season...UW has won 15 straight non-conference home games.

GAME 15: ILLINOIS 71, WISCONSIN 70

Jan. 8, 2020 • Madison, Wis. • Kohl Center



Official Basketball Box Score - Final
Illinois at Wisconsin
01/08/20 Kohl Center, Madison
2019-20 Men's Basketball

Game Time: 8:12 PM
Game Duration: 2:08
Attendance: 16,108

Officials: D.J. Carstensen, Larry Scortto, Eric Cury

Illinois - 71													
Record: 11-5 (3-2)													
NO. Name	Min	FG	3P	FT	Rebounds	Fouls	TP	AS	TO	ST	Blocks	+/-	
		MA	MA	MA	OR DR	OR					BS BA		
15 Giorgi Bezhanishvili	F 24:29	4-4	0-0	0-1	0 1	1	4	3	8	1	1	0	7
21 Kofi Cockburn	C 24:20	6-9	0-0	3-6	1 5	6	4	4	15	0	1	0	0
1 Trent Frazier	G 31:27	2-9	1-3	1-2	1 2	3	0	4	6	2	0	1	-3
11 Ayio Dosunmu	G 37:12	7-15	2-3	2-2	1 4	5	2	2	18	6	1	0	2
20 Da'Monte Williams	G 18:53	0-1	0-1	0-0	0 2	2	2	0	0	0	0	0	-6
0 Alan Griffin	18:27	4-5	3-4	1-2	0 2	2	4	2	12	0	0	0	9
2 Kipper Nichols	19:51	2-5	0-1	0-0	2 0	2	2	0	4	1	3	0	-7
10 Andres Feliz	23:47	3-9	1-4	1-2	1 5	3	1	0	8	1	1	0	-2
34 Jermaine Hamlin	01:34	0-0	0-0	0-0	0 0	0	1	0	0	0	0	0	-2
Team					2 1 3		0		0				
Totals		28-57	7-16	8-15	8 21	29	22	16	71	11	7 1	2 6	1
Shooting By Period													
1st FG% 12-31 38.7%													
2nd FG% 2-9 22.2%													
3rd FG% 7-14 50%													
4th FG% 16-26 61.5%													
5th FG% 5-7 71.4%													
6th FG% 6-11 54.5%													
GM FG% 28-57 48.1%													
7th FG% 7-16 43.8%													
8th FG% 7-15 46.7%													
Dead Ball Rebounds: 5/0													

Technical Fouls: NONE

Wisconsin - 70													
Record: 9-6 (2-2)													
NO. Name	Min	FG	3P	FT	Rebounds	Fouls	TP	AS	TO	ST	Blocks	+/-	
		M/A	M/A	M/A	OR DR	PF					BS BA		
2 Aleem Ford	F 23:18	2-7	0-3	0-0	1 1	2	0	1	4	1	0	0	1
35 Nate Reuvers	F 25:09	3-9	0-2	1-2	1 4	5	4	2	7	0	1	1	2
0 D'Mitric Trice	G 33:13	2-10	0-1	3-4	0 3	3	3	7	4	1	0	0	-2
23 Kobe King	G 29:16	10-13	1-2	0-0	3 1	4	2	4	21	0	1	0	1
34 Brad Davison	G 30:43	1-3	1-2	4-5	1 2	3	4	3	7	0	0	0	5
11 Micah Potter	14:51	2-6	1-2	8-8	3 6	9	4	4	13	0	1	3	-3
1 Brevin Pritzl	20:34	1-2	1-2	4-4	0 2	2	1	3	7	0	1	1	0
5 Tyler Wahl	16:08	2-3	0-1	0-0	2 2	2	0	4	0	1	1	0	-4
12 Trevor Anderson	06:47	0-0	0-0	0-0	0 1	1	0	2	0	0	1	0	1
Team					1 0 1		0		1				
Totals		23-53	4-15	20-23	10 22	32	16	22	70	5 8	3 6	2	-1
Shooting By Period													
1st FG	12:24	50.0%											
2nd FG	2-6	33.3%											
3rd FG	7-8	100%											
4th FG	11-29	37.9%											
2nd FT	9-9	22.2%											
3rd FT	12-15	80%											
GM FG	23-53	43.4%											
3PT	4-15	26.7%											
FT	20-23	87.0%											
Dead Ball Rebounds: 2; 1													

Technical Fouls: NONE

	ILL	UW							
Biggest lead	4 (2 nd 0:46)	7 (1 st 3:57)	Points from	ILL	UW	Period by Period Scoring			
			Turnovers	9	6		1st	2nd	TOT
Best Scoring Run	7 (2 nd 3:22)	7 (1 st 3:57)	Paint	30	22	ILL	28	43	71
Lead Changes		13	Second Chance	9	9				
Times Tied	6		Fast Breaks	13	2	UW	34	36	70
Time with Lead	05:38	31:35	Bench	24	24				

Technical Fouls: NONE

Biggest lead														
Record: 11-3 (1-2)														
NO.	Name	Min	FG	3P	FT	Rebounds	Fouls	TP	AS	TO	ST	Blocks	+/-	
2	Aleem Ford	F 16:51	2-4	1-3	0-0	1 1	1	0	5	1	0	0	0	-8
35	Nate Reuvers	F 27:23	3-12	1-4	10-12	4 5	9	3	7	17	1	2	0	-6
0	D'Mitric Trice	G 31:15	2-10	0-4	2-2	0 3	3	1	6	2	2	1	0	-7
23	Kobe King	G 22:33	6-7	1-1	0-0	0 0	0	0	13	0	1	0	0	1

GAME 17: WISCONSIN 56, #17 MARYLAND 54

Jan. 14, 2019 • Madison, Wis. • Kohl Center



Official Basketball Box Score - Final
Maryland at Wisconsin
 01/14/20 Kohl Center, Madison
 2019-20 Men's Basketball

Game Time: 8:05 PM
 Game Duration: 2:20
 Attendance: 16,157

Officials: Terry Wymer, Lewis Garrison, Brian O'Connell

Maryland - 54

Record: 13-4 (3-3)

NO.	Name	Min	FG	3P	FT	Rebounds	Fouls	TP	AS	TO	ST	Blocks	+/-				
			M/A	M/A	M/A	OR	DR	PF				BS	BA				
24	Donta Scott	F 26:43	0-4	0-4	2-2	1	6	7	3	1	2	0	1	0	0	0	
25	Jalen Smith	F 34:29	7-11	2-3	2-5	5	4	9	1	4	18	0	1	0	0	-2	
1	Anthony Cowan	G 38:05	6-14	2-5	2-2	0	3	3	1	4	16	3	1	0	0	1	
5	Eric Ayala	G 28:56	1-4	0-3	0-0	1	1	2	1	1	2	2	2	0	0	-2	
11	Darryl Morsell	G 17:05	1-5	0-1	0-0	0	4	4	3	1	2	0	4	0	0	-14	
2	Aaron Wiggins	33:42	4-8	3-6	2-2	1	4	5	2	1	13	1	3	1	0	1	
4	Ricky Lindo Jr.	06:47	0-0	0-0	1-2	2	1	3	0	1	1	1	1	0	0	-4	
10	Semrel Smith Jr.	08:42	0-1	0-0	0-0	0	1	1	1	0	0	0	1	0	0	2	
15	Chol Marial	05:31	0-0	0-0	0-0	0	1	1	2	0	0	0	1	0	0	0	
Team						0	0	0	0	0	0	0	0	0	0	0	
Totals			19-47	7-22	9-13	10	25	35	14	13	54	7	14	2	0	-2	-2

Shooting By Period		
1st FG%	9-25	36.0%
3PT%	4-12	33.3%
FT%	3-6	50%
2nd FG%	10-22	45.5%
3PT%	3-10	30.0%
FT%	6-7	85.7%
GM FG%	19-47	40.4%
3PT%	7-22	31.8%
FT%	9-13	69.2%
Dead Ball Rebounds: 1, 0		

Dead Ball Rebounds: 1, 0

Technical Fouls: NONE

Wisconsin - 56

Record: 11-6 (4-2)

NO.	Name		Min	FG	3P	FT	Rebounds	Fouls	TP	AS	TO	ST	Blocks	B/A				
				M/A	M/A	M/A	OR	DR	PF				BS	BA				
2	Aleem Ford	F	16:47	0-3	0-3	0-0	0	1	1	0	1	0	1	0				
35	Nate Reuvers		26:58	7-15	2-5	1-2	1	4	5	2	17	0	1	1	0	8		
0	D'Mitrik Trice	G	26:02	0-5	0-3	0-0	0	2	2	0	4	1	0	0	0	-5		
23	Kobe King	G	27:26	3-7	0-0	2-2	1	3	4	3	2	8	1	1	0	10		
34	Brad Davison	G	35:35	5-9	2-5	2-2	0	3	3	1	3	14	1	2	1	9		
5	Tyler Wahl		21:43	0-1	0-1	0-2	0	2	3	3	0	1	1	0	0	-7		
11	Micah Potter		13:02	6-7	2-3	0-1	0	3	3	1	3	14	0	1	1	0	-6	
1	Brevin Pritzl		24:01	1-2	1-1	0-0	0	3	3	0	0	3	2	0	1	0	-11	
12	Trevor Anderson		08:26	0-0	0-0	0-0	0	0	0	1	0	1	0	0	0	0	-2	
Team							0	1	1	0	0	1						
Totals				22-49	7-21	5-8	4	20	24	13	14	56	11	7	5	2	0	2

Shooting By Period		
1st FG%	13-28	46.4%
3PT%	4-10	40.0%
FT%	0-1	0%
2nd FG%	9-21	42.9%
3PT%	3-11	27.3%
FT%	5-7	71.4%
GM FG%	22-49	44.9%
3PT%	7-21	33.3%
FT%	5-8	62.5%
Dead Ball Rebounds: 1, 1		

Dead Ball Rebounds: 1, 1

Technical Fouls: NONE

UMD		UW	
Biggest lead	5 (2nd 9:17)	8 (1st 1:57)	
Best Scoring Run	8 (2nd 14:41)	9 (1st 15:09)	
Lead Changes	5		
Times Tied	2		
Time with Lead	15:18	22:34	

Points from		UMD	UW
Turnovers		8	12
Paint		22	20
Second Chance		9	2
Fast Breaks		0	4
Bench		14	17

Period by Period Scoring			
	1st	2nd	TOT
UMD	25	29	54
UW	30	26	56

NOTES: Wisconsin scored its 3rd consecutive win over a ranked opponent (No. 5 Ohio State, No. 20 Penn State, No. 17 Maryland) for the first time since 2015-16... UW held an opponent under 60 points for the 7th time this season... UW turned the ball over just 7 times, its 3rd straight outing with single-digit turnovers...with 1 block, Reuvers moved into 5th place all-time in blocks at Wisconsin, with 121 for his career.

GAME 19: WISCONSIN 82, NEBRASKA 68

Jan. 21, 2019 • Madison, Wis. • Kohl Center



Official Basketball Box Score - Final
Nebraska at Wisconsin
 01/21/20 Kohl Center, Madison
 2019-20 Men's Basketball

Game Time: 8:01 PM
 Game Duration: 1:51
 Attendance: 16,856

Officials: Chris Beaver, Kelly Pfaff, Donnie Epley

Nebraska - 68

Record: 7-12 (2-6)

NO.	Name	Min	FG	3P	FT	Rebounds	Fouls	PF	TP	AS	TO	ST	Blocks	BS	BA		
			M/A	M/A	M/A	OR	DR	PF									
24	Yvan Ouedraogo	F 19:41	0-2	0-0	3-4	5	3	8	1	2	3	2	2	0	0	-12	
3	Cam Mack	G 36:42	5-15	2-7	2-3	0	7	7	1	2	14	6	3	0	1	-22	
11	Dachon Burke	G 35:43	10-14	0-2	0-0	0	8	8	2	5	20	1	2	1	1	0	-12
22	Haanif Cheatham	G 20:59	1-5	0-1	0-0	0	0	0	0	0	2	2	0	0	0	-22	
34	Thorir Thorjarnsson	G 32:06	4-8	1-5	3-5	2	1	3	3	3	12	0	1	1	0	0	-20
1	Kevin Cross	20:19	6-11	3-5	2-3	0	2	2	3	2	17	1	0	3	0	0	-2
30	Charlie Easley	21:58	0-2	0-1	0-0	0	2	2	2	2	0	0	1	0	0	0	3
23	Jervay Green	11:45	0-3	0-1	0-0	0	2	2	1	0	0	0	1	1	0	0	13
0	Khalil Arop	00:47	0-0	0-0	0-0	1	0	1	0	0	0	0	0	1	0	0	0
Team						0	0	0	0	0	0	0	0	0	0	0	0
Totals			26-60	6-22	10-15	8	25	33	13	16	68	12	10	6	3	4	-14

Shooting By Period		
1st FG%	15-27	55.6%
3PT%	4-9	44.4%
FT%	4-6	66.7%
2nd FG%	11-33	33.3%
3PT%	2-13	15.4%
FT%	6-9	66.7%
GM FG%	26-60	43.3%
3PT%	6-22	27.3%
FT%	10-15	66.7%
Dead Ball Rebounds: 1, 0		

Dead Ball Rebounds: 1, 0

Technical Fouls: NONE

Wisconsin - 82

Record: 12-7 (5-3)

No.	Name	Min	FG M-A	3P M-A	FT M-A	Rebounds OR DR TOT	Fouls PF	TP	AS	TO	ST	Blocks BS	+/-
2	Aleem Ford	F 21:30	3-7	2-4	0-0	2 2 4	1 1 8	2	1	0	0	1	0
35	Nate Reuvers	F 18:43	4-8	1-2	2-2	1 3 4	4 3 11	1	1	0	4	0	9
0	D'Mitrik Trice	G 35:55	4-6	3-4	0-0	1 9 10	0 0 11	7	3	3	0	0	24
23	Kobe King	G 30:18	3-11	0-2	3-4	1 0 1	1 1 2	9	5	1	0	0	25
34	Brad Davison	G 28:50	5-11	4-9	0-0	0 6 6	4 2 14	1	0	1	0	0	13
5	Tyler Wahl	11:33	2-2	1-1	0-0	2 2 4	3 0 5	3	3	0	0	0	5
12	Trevor Anderson	13:41	1-2	1-2	0-0	0 0 0	0 2 3	3	0	0	0	0	-1
11	Micah Potter	13:23	3-3	2-2	1-2	1 4 5	1 1 9	1	0	0	0	0	2
1	Brevin Pritzl	22:12	4-11	4-8	0-0	0 3 3	0 2 12	0	2	0	0	1	0
3	Walt McGarry	00:47	0-0	0-0	0-0	0 0 0	0 0 0	0	0	0	0	0	-4
4	Carter Higginbottom	00:47	0-1	0-0	0-0	0 0 0	0 0 0	0	0	0	0	0	-4
15	Courtland Cuevas	00:47	0-0	0-0	0-0	0 0 0	0 0 0	0	0	0	0	0	-4
20	Samad Qawi	00:47	0-1	0-0	0-0	1 0 1	2 0 0	0	0	0	0	1	-4
31	Michael Ballard	00:47	0-0	0-0	0-0	0 0 0	0 0 0	0	0	0	0	0	-4
Team						1 1 2	0 0 0	1 0 0	0 0 0	0 0 0	0 0 0	0 0 0	
Totals			29-63	18-34	6-8	10 30 40	16 13 82	23 11 5	4 3 14				

Shooting By Period		
1st FG%	14-31	45.2%
3PT%	8-16	50.0%
FT%	3-4	75%
2nd FG%	15-32	46.9%
3PT%	10-18	55.6%
FT%	3-4	75%
GM FG%	29-63	46.0%
3PT%	18-34	52.9%
FT%	6-8	75.0%
Dead Ball Rebounds: 1, 0		

Dead Ball Rebounds: 1, 0

Technical Fouls: NONE

NEB		UW	
Biggest lead	4 (1st 17:38)	18 (2nd 1:04)	
Best Scoring Run	4 (1st 5:53)	10 (2nd 17:51)	
Lead Changes	5		
Times Tied	7	5	
Time with Lead	03:14	34:35	

Points from		NEB	UW
Turnovers		19	9
Paint		36	16
Second Chance		10	12
Fast Breaks		7	5
Bench		17	29

Period by Period Scoring			
	1st	2nd	TOT
NEB	38	30	68
UW	39	43	82

NOTES: Greg Gard earned his 50th career Big Ten win, becoming the 52nd coach in history to reach the milestone...UW connected on a school record 18 three-pointers (by 8 different players), shooting a season-high 52.9% from 3-point range...Nate Reuvers moved into 4th place on UW's career blocks list...D'Mitrik Trice became the first Wisconsin guard to post at least 10 points, 10 rebounds and 5 assists in a game since Josh Gasser's triple-double on Jan. 23, 2011.

GAME 18: #15 MICHIGAN STATE 67, WISCONSIN 55

Jan. 17, 2020 • East Lansing, Mich. • Breslin Center



Official Basketball Box Score - Final
Wisconsin at Michigan St.
 01/18/20 Breslin Events Center, East Lansing
 2019-20 Men's Basketball

Game Time: 12:00 AM
 Game Duration: 1:56
 Attendance: 14,797


Officials: Courtney Green, Earl Walton, Keith Kintle

Wisconsin - 55

Record: 11-7 (4-3)

NO.	Name	Min	FG	3P	FT	Rebounds	Fouls	TP	AS	TO	ST	Blocks	+/-
			M/A	M/A	M/A	OR	DR	PF				BS	BA

GAME 21: #18 IOWA 68, WISCONSIN 62
 Jan. 27, 2019 • Iowa City, Iowa • Carver-Hawkeye Arena



Official Basketball Box Score - Final

Wisconsin at Iowa
01/27/20 Carver-Hawkeye Arena, Iowa City
2019-20 Men's Basketball

Game Time: 7:31 PM
Game Duration: 2:09
Attendance: 12,566

Wisconsin - 62

Record: 12-9 (5-5)

NO.	Name	Min	FG M-A	3P M-A	FT M-A	Rebounds OR DR TOT	Fouls PF FO	TP	AS	TO	ST	Blocks BS BA	+/-
2	Aleem Ford	19:07	2-8	1-3	1-2	1 1 2	3 2	6	0	1	0	0 1	-3
5	Tyler Wahl	25:52	2-6	0-2	0-1	2 5 7	3 3	4	1	2	0	0 2	-2
35	Nate Reuvers	28:33	6-15	0-2	1-3	0 3 3	4 2	13	0	0	0	2 1	-8
0	D'Mitrik Trice	36:46	5-10	3-6	3-4	1 8 9	4 3	16	6	1	1	0 1	-5
34	Brad Davison	33:03	2-8	2-7	0-0	1 4 5	5 2	6	1	2	0	0 0	-7
11	Micah Potter	14:55	3-7	0-2	1-1	3 3 6	4 2	7	1	1	1	2 1	3
1	Brevin Pritzl	31:33	3-8	2-6	0-0	0 4 4	3 0	8	2	1	0	0 0	-8
12	Trevor Anderson	10:11	1-2	0-0	0-0	1 1 2	2 0	2	1	1	0	0 1	0
Team						0 2 2		0					
Totals		24-64	8-28	6-11	9 31 40	28 14	62	12	9	2	4	7	-6

Shooting By Period

1 st FG%	11-33	33.3%
3PT%	4-12	33.3%
FT%	4-7	57.1%
2 nd FG%	13-31	41.9%
3PT%	4-16	25.0%
FT%	2-4	50%
GM FG%	24-64	37.5%
3PT%	8-28	28.6%
FT%	6-11	54.5%

Dead Ball Rebounds: 3, 0

Iowa - 68

Record: 15-5 (6-3)

Technical Fouls: Davison 2nd 0:32

NO.	Name	Min	FG M-A	3P M-A	FT M-A	Rebounds OR DR TOT	Fouls PF FO	TP	AS	TO	ST	Blocks BS BA	+/-
55	Luka Garza	36:54	6-17	0-2	9-13	6 12 18	3 12	21	0	4	0	3 1	7
1	Joe Toussaint	25:19	4-8	0-1	3-3	0 2 2	2 4	11	4	1	1	0 1	16
5	CJ Fredrick	36:51	5-11	2-5	5-6	3 1 4	2 4	17	2	2	1	0 0	6
10	Joe Wieskamp	34:45	4-12	1-5	3-4	1 9 10	0 4	12	1	0	0	1 2	7
30	Connor McCaffery	30:32	0-4	0-4	3-4	1 5 6	2 2	3	2	1	0	0 0	2
4	Bakari Evelyn	10:50	0-2	0-1	0-0	0 0 0	1 0	0	1	0	0	0 0	-3
15	Ryan Kriener	20:07	1-5	0-2	2-2	0 1 1	4 1	4	0	1	0	2 0	-3
35	Cordell Pemsli	04:42	0-1	0-0	0-0	0 1 1	1 0	0	0	0	0	1 0	-2
Team						2 2 4		0					
Totals		20-60	3-20	25-32	13 33 46	15 27	68	10	9	2	7	4	6

Shooting By Period

1 st FG%	11-31	35.5%
3PT%	1-11	9.1%
FT%	7-10	70%
2 nd FG%	9-29	31.0%
3PT%	2-9	22.2%
FT%	18-22	81.8%
GM FG%	20-60	33.3%
3PT%	3-20	15.0%
FT%	25-32	78.1%

Dead Ball Rebounds: 3, 0

Technical Fouls: Garza 2nd 0:02

	WIS	IOWA
Biggest lead	12 (2 nd 7:13)	7 (2 nd 0:14)
Best Scoring Run	7 (2 nd 13:39)	12 (2 nd 2:18)
Lead Changes	5	
Times Tied	7	
Time with Lead	22:24	14:09

Points from	WIS	IOWA
Turnovers	9	9
Paint	20	28
Second Chance	6	16
Fast Breaks	4	25
Bench	17	4

Period by Period Scoring			
	1st	2nd	TOT
WIS	30	32	62
IOWA	30	38	68

SPECIAL STATISTICS

Updated Through January 27, 2020

Game (Wis/Opp)	Pts off T/O	Pts in Paint	2nd Chance Pts	Fast Break Pts	Bench Pts
11/5/19 vs. #20 Saint Mary's	14 / 16	28 / 20	6 / 14	0 / 8	2 / 4
11/8/19 vs. Eastern Illinois	17 / 15	28 / 20	13 / 16	3 / 7	10 / 13
11/13/19 vs. McNeese St.	30 / 2	32 / 26	8 / 2	14 / 7	12 / 14
11/17/19 vs. Marquette	19 / 5	24 / 10	14 / 3	9 / 7	20 / 19
11/21/19 vs. Green Bay	13 / 17	26 / 36	6 / 5	2 / 10	19 / 32
11/25/19 vs. Richmond	5 / 17	10 / 28	4 / 2	4 / 6	12 / 4
11/26/19 vs. New Mexico	5 / 10	18 / 34	5 / 13	9 / 12	8 / 16
12/4/19 vs. NC State	6 / 6	28 / 26	11 / 8	2 / 6	8 / 18
12/7/19 vs. Indiana	18 / 6	32 / 30	11 / 12	5 / 11	17 / 21
12/11/19 at Rutgers	10 / 22	28 / 42	5 / 23	10 / 18	21 / 18
12/21/19 vs. Milwaukee	12 / 14	26 / 14	5 / 5	5 / 6	20 / 21
12/28/19 at Tennessee	12 / 7	22 / 18	5 / 8	3 / 2	21 / 17
12/31/19 vs. Rider	9 / 2	20 / 20	2 / 4	2 / 4	16 / 11
1/3/20 at #5 Ohio State	16 / 6	22 / 24	8 / 9	5 / 5	20 / 2
1/8/20 vs. Illinois	6 / 9	22 / 30	9 / 9	2 / 13	24 / 24
1/11/20 at #20 Penn State	10 / 8	20 / 12	7 / 9	0 / 7	31 / 15
1/14/20 vs. #17 Maryland	12 / 8	20 / 22	2 / 9	4 / 0	17 / 14
1/17/20 at #15 Michigan St.	22 / 38	8 / 8	10 / 9	7 / 19	8 / 18
1/21/20 vs. Nebraska	9 / 19	16 / 36	12 / 10	5 / 7	29 / 17
1/24/20 at Purdue	12 / 15	20 / 28	2 / 19	7 / 5	22 / 30
1/27/20 at #18 Iowa	9 / 9	20 / 28	6 / 16	4 / 25	17 / 4
RUNNING TOTAL	266 / 251	468 / 512	151 / 205	102 / 185	354 / 332
PER GAME AVERAGE	12.7 / 11.9	22.3 / 24.4	7.2 / 9.8	4.9 / 8.8	16.9 / 15.8

TEAM SUPERLATIVES

WISCONSIN

HIGH

LOW

• Points	88	GREEN BAY (11/22/19)	50	vs. New Mexico (11/26/19)
• First-Half Points	51	GREEN BAY (11/22/19)	15	at Purdue (1/24/20)
• Second-Half Points	46	McNEESE STATE (11/13/19)	23	vs. Richmond (11/25/19)
• Field Goals Made	32	GREEN BAY (11/22/19)	17	vs. Richmond (11/25/19)
• Field Goal Attempts	64	at Iowa (1/27/20)	46	at Purdue (1/24/20)
• Field Goal Percentage	.536 (30-56)	McNEESE STATE (11/13/19)	.340	2x; MR vs. New Mexico (11/26/19)
• 3-Point Field Goals Made	18	NEBRASKA (1/21/20)	2	vs. New Mexico (11/26/19)
• 3-Point Field Goal Attempts	34	NEBRASKA (1/21/20)	15	ILLINOIS (1/8/20)
• 3-Point Field Goal Pct. (min. 10 att.)	.529 (18-34)	NEBRASKA (1/21/20)	.007 (2-26)	vs. New Mexico (11/26/19)
• Free Throws Made	21	MILWAUKEE (12/21/19)	4	2x; MR at Purdue (1/24/20)
• Free Throw Attempts	26	MILWAUKEE (12/21/19)	7	RIDER (12/31/19)
• Free Throw Pct. (min. 12 att.)	.900	MARQUETTE (11/17/19)	.467 (7-15)	at NC State (12/4/19)
• Offensive Rebounds	14	at NC State (12/4/19)	2	at Purdue (1/24/20)
• Defensive Rebounds	38	RIDER (12/31/19)	14	at Purdue (1/24/20)
• Total Rebounds	43	RIDER (12/31/19)	16	at Purdue (1/24/20)
• Assists	24	GREEN BAY (11/22/19)	5	ILLINOIS (1/8/20)
• Blocked Shots	12	EASTERN ILLINOIS (11/8/19)	0	at Ohio State (1/3/20)
• Steals	10	McNEESE STATE (11/13/19)	1	vs. Saint Mary's (11/5/19)
• Turnovers	15	vs. Richmond (11/25/19)	4	INDIANA (12/7/19)
• Fouls	28	at Iowa (1/27/20)	9	at Purdue (1/24/20)

OPPONENTS

HIGH

LOW

• Points	72	at Rutgers (12/11/19)	37	RIDER (12/31/19)
• First-Half Points	41	MILWAUKEE (12/21/19)	11	RIDER (12/31/19)
• Second-Half Points	43	ILLINOIS (1/8/20)	23	MILWAUKEE (12/21/19)
• Field Goals Made	29	2x; MR at Rutgers (12/11/19)	15	RIDER (12/31/19)
• Field Goal Attempts	63	2x; MR at Rutgers (12/11/19)	45	McNEESE STATE (11/13/19)
• Field Goal Percentage	.491 (28-57)	ILLINOIS (1/8/20)	.246 (15-61)	RIDER (12/31/19)
• 3-Point Field Goals Made	9	2x; MR at Purdue (1/24/20)	2	RIDER (12/31/19)
• 3-Point Field Goal Attempts	22	2x; MR NEBRASKA (1/21/20)	13	vs. New Mexico (11/26/19)
• 3-Point Field Goal Pct. (min. 10 att.)	.474 (9-19)	2x; MR at Purdue (1/24/20)	.143 (2-14)	RIDER (12/31/19)
• Free Throws Made	25	at Iowa (1/27/20)	3	EASTERN ILLINOIS (11/8/19)
• Free Throw Attempts	32	at Iowa (1/27/20)	6	vs. Richmond (11/25/19)
• Free Throw Pct. (min. 10 att.)	.824 (14-17)	MARQUETTE (11/17/19)	.526 (10-19)	at Tennessee (12/28/19)
• Offensive Rebounds	16	at Purdue (1/24/20)	3	GREEN BAY (11/22/19)
• Defensive Rebounds	33	at Iowa (1/27/20)	18	INDIANA (12/7/19)
• Total Rebounds	46	at Iowa (1/27/20)	24	McNEESE STATE (11/13/19)
• Assists	20	at Michigan State (1/17/20)	5	RIDER (12/31/19)
• Blocked Shots	6	at NC State (12/4/19)	0	MARYLAND (1/14/20)
• Steals	10	RIDER (12/31/19)	1	ILLINOIS (1/8/20)
• Turnovers	18	McNEESE STATE (11/13/19)	6	at NC State (12/4/19)
• Fouls	22	3x; MR ILLINOIS (1/8/20)	10	2x; MR at Purdue (1/24/20)

MISCELLANEOUS

HIGH

SECOND-HIGHEST

• UW's Largest Deficit Overcome in Win	8 (10-2, 15:39 1H) McNEESE STATE (11/13/19)	7 (7-0, 16:33 1H) at Ohio State (1/3/20)
• UW's Largest Deficit Overcome in Win (2nd Half/OT)	7 (38-31, 16:58 2H) at Ohio State (1/3/20)	4 (43-39, 10:43 2H) MARYLAND (1/14/20)
• UW's Largest Lead Surrendered in Loss	12 (57-45, 7:13 2H) at Iowa (1/27/20)	8 (17-9, 7:38 1H) vs. Saint Mary's (11/5/19)
• UW's Largest Lead Surrendered in Loss (2nd Half/OT)	12 (57-45, 7:13 2H) at Iowa (1/27/20)	7 (63-56, 4:50 2H) ILLINOIS (1/8/20)
• UW's Largest Halftime Lead	22 GREEN BAY (11/22/19)	20 INDIANA (12/7/19)
• UW's Largest Halftime Deficit	18 at Purdue (1/24/20)	15 at Michigan State (1/17/20)
• UW's Largest Lead	31 (2x); MR (64-33, 3:39 2H) RIDER (12/31/19)	28 (57-29, 9:08 2H) at Tennessee (12/28/19)
• UW's Largest Deficit	28 (45-17, 16:14 2H) at Purdue (1/24/20)	25 (67-42, 5:46 2H) at Michigan State (1/17/20)

INDIVIDUAL SUPERLATIVES

WISCONSIN

HIGH

SECOND-HIGHEST

• Points	31	D'Mitrik Trice (MILWAUKEE - 12/21/19)	24	3x; MR Micah Potter (at Penn State - 1/11/20)
• Field Goals Made	11	D'Mitrik Trice (MILWAUKEE - 12/21/19)	10	2x; MR Kobe King (ILLINOIS - 1/8/20)
• Field Goal Attempts	18	Nate Reuvers (vs. Saint Mary's - 11/5/19)	15	4x; MR Nate Reuvers (at Iowa - 1/27/20)
• Field Goal Pct. (min. 5 made)	.875 (7-8)	Brad Davison (McNEESE STATE - 11/13/19)	.857 (6-7)	2x; MR Micah Potter (MARYLAND - 1/14/20)
• 3-Point Field Goals Made	5	D'Mitrik Trice (MILWAUKEE - 12/21/19)	4	5x; MR Davison & Pritzl (Nebraska - 1/21/20)
• 3-Point Field Goal Attempts	9	Brad Davison (Nebraska - 1/21/20)	8	4x; MR Brevin Pritzl (Nebraska - 1/21/20)
• 3-Point FG Pct. (min. 4 made)	.833 (5-6)	D'Mitrik Trice (MILWAUKEE - 12/21/19)	.667 (4-6)	Micah Potter (at Penn State - 1/11/20)
• Free Throws Made	10	Nate Reuvers (at Ohio State - 1/3/20)	8	2x; MR Micah Potter (ILLINOIS - 1/8/20)
• Free Throw Attempts	12	Nate Reuvers (at Ohio State - 1/3/20)	10	Kobe King (EASTERN ILLINOIS - 11/8/19)
• Free Throw Pct. (min. 8 made)	1.000 (8-8)	MR Micah Potter (ILLINOIS - 1/8/20)	.833 (10-12)	Nate Reuvers (at Ohio State - 1/3/20)
• Offensive Rebounds	6	Brevin Pritzl (MARQUETTE - 11/17/19)	5	2x; MR Tyler Wahl (at Ohio State - 1/3/20)
• Total Rebounds	14	Nate Reuvers (EASTERN ILLINOIS - 11/8/19)	13	3x; MR Davison & Potter (at Penn State - 1/11/20)
• Assists	7	3x; MR D'Mitrik Trice (Nebraska - 1/21/20)	6	D'Mitrik Trice (at Iowa - 1/27/20)
• Blocked Shots	9	Nate Reuvers (EASTERN ILLINOIS - 11/8/19)	4	2x; Nate Reuvers (Nebraska - 1/21/20)
• Steals	4	Brad Davison (McNEESE STATE - 11/13/19)	3	6x; MR D'Mitrik Trice (Nebraska - 1/21/20)
• Turnovers	5	2x; MR Nate Reuvers (vs. New Mexico - 11/26/19)	4	4x; MR D'Mitrik Trice (at Purdue - 1/24/20)
• Fouls	5	4x; MR Brad Davison (at Iowa - 1/27/20)	4	21x; MR Three Badgers (at Iowa - 1/27/20)

OPPONENTS

HIGH

SECOND-HIGHEST

• Points	26	Jordan Ford (vs. Saint Mary's - 11/5/19)	25	Darius Roy (MILWAUKEE - 12/21/19)
• Field Goals Made	11	Jordan Ford (vs. Saint Mary's - 11/5/19)	10	Dachon Burke (Nebraska - 1/21/20)
• Field Goal Attempts	24	Jordan Ford (vs. Saint Mary's - 11/5/19)	21	Markus Howard (MARQUETTE - 11/17/19)
• Field Goal Pct. (min. 5 made)	1.000 (5-5)	2x; MR Gabe Brown (at Michigan St. - 1/17/20)	.800 (8-10)	Amari Davis (GREEN BAY - 11/21/19)
• 3-Point Field Goals Made	4	4x; MR Duane Washington Jr. (at Ohio State - 1/3/20)	3	9x; MR Sasha Stefanovic (at Purdue - 1/24/20)
• 3-Point Field Goal Attempts	10	Duane Washington Jr. (at Ohio State - 1/3/20)	9	Blake Francis (vs. Richmond - 11/25/19)
• 3-Point FG Pct. (min. 3 made)	1.000 (4-4)	Koby McEwen (MARQUETTE - 11/17/19)	.750 (3-4)	2x; MR Alan Griffin (ILLINOIS - 1/8/20)
• Free Throws Made	9	Luke Garza (at Iowa - 1/27/20)	8	3x; MR Darius Roy (MILWAUKEE - 12/21/19)
• Free Throw Attempts	13	Luke Garza (at Iowa - 1/27/20)	10	2x; MR Darius Roy (MILWAUKEE - 12/21/19)
• Free Throw Pct. (min. 8 made)	1.000 (8-8)	Aljami Durham (INDIANA - 12/7/19)	.800 (8-10)	Darius Roy (MILWAUKEE - 12/21/19)
• Offensive Rebounds	7	Evan Boudreaux (at Purdue - 1/24/20)	6	Luke Garza (at Iowa - 1/27/20)
• Total Rebounds	18	Luke Garza (at Iowa - 1/27/20)	13	3x; MR Evan Boudreaux (at Purdue - 1/24/20)
• Assists	6	5x; MR Eric Hunter Jr. (at Purdue - 1/24/20)	5	2x; MR Josiah-Jordan James (at Tennessee - 12/28/19)
• Blocked Shots	3	3x; MR Luke Garza (at Iowa - 1/27/20)	2	5x; MR Ryan Kriener (at Iowa - 1/27/20)
• Steals	3	4x; MR Kevin Cross (Nebraska - 1/21/20)	2	14x; MR 3 Boilermakers (at Purdue - 1/24/20)
• Turnovers	6	A.J. Lawson (McNEESE STATE - 11/13/19)	5	Cassius Winston (at Michigan St. - 1/17/20)
• Fouls	5	5x; MR Akwasi Yeboah (at Rutgers - 12/11/19)	4	22x; MR Ryan Kriener (at Iowa - 1/27/20)

THE LAST TIME WISCONSIN...

Wisconsin Team

UW ranked No. 1 in AP Top 25: Feb. 21, 2007
UW ranked in AP Top 25: No. 19 (3/11/19)
UW ranked in USA Today Coaches Poll: No. 19 (3/11/19)
Played AP No. 1-ranked opponent: Win vs. Villanova, 65-62 (3/18/17)
Defeated AP No. 1-ranked opponent: Villanova, 65-62 (3/18/17)
Played AP No. 2-ranked opponent: Win vs. Michigan, 64-54 (1/19/19)
Defeated opponent ranked 3-10 by AP: No. 5 Ohio State, 61-57 (1/3/20)
Defeated opponent ranked 11-25 by AP: No. 17 Maryland, 56-54 (1/14/20)
Defeated AP Top 25 opponent on the road: No. 20 Penn State, 58-49 (1/11/20)

Scoring

Scored 20 or more points: Micah Potter (24) at Penn State (1/11/20)
Scored 30 or more points: 31, D'Mitrik Trice vs. Milwaukee (12/21/19)
Scored 40 or more points: 43, Frank Kaminsky vs. North Dakota (11/19/13)
Two or more Badgers scored 30 points, same game: Joe Franklin (31) and Chuck Nagle (30) vs. Purdue (3/2/68) — only other time this happened in school history was Jack Brens (31) and Ken Siebel (31) vs. Utah (12/28/62)
Two or more Badgers scored 20 points, same game: D'Mitrik Trice and Nate Reuvers (22) vs. Milwaukee (12/21/19)
Three or more Badgers scored 20 points, same game: Jon Leuer (24), Josh Gasser (21), Jordan Taylor (20), vs. PVAMU (11/14/10)
Scored 20 points in one half: Brad Davison (23 in 2nd) vs. Michigan State (2/25/18)
Scored 20 points/two straight games: D'Mitrik Trice (31 vs. Milwaukee, 12/21/19; 21 at Tennessee, 12/28/19)
Scored 20 points/three straight games: Ethan Happ (21 vs. Purdue, 2/15/18; 29 vs. Michigan, 2/11/18; 27 at Illinois, 2/8/18)
Scored 20 points/four straight games: Jordan Taylor (28 vs. Indiana, 1/20/11; 22 vs. Illinois, 1/15/11; 21 at Michigan State, 1/11/11; 20 vs. Michigan, 1/5/11)
Scored 30 points/two straight games: Michael Finley (30 at Michigan, 1/29/94; 32 vs. Michigan State, 2/2/94)
No Badger scored in double figures: vs. Marquette (12/8/12)
One Badger scored in double figures: 15, Ethan Happ at Purdue (1/16/18)
Four players scored in double figures: Davison (14), Pritzl (12), Reuvers (11) and Trice (11) vs. Nebraska (1/21/20)
Five players scored in double figures: Reuvers (19), Davison (15), Ford (12), King (12), Trice (11), Pritzl (10) vs. Green Bay (11/21/19)
Six players scored in double figures: Reuvers (19), Davison (15), Ford (12), King (12), Trice (11), Pritzl (10) vs. Green Bay (11/21/19)
UW Scored 70 or more points: 70 vs. Nebraska (1/21/20)
UW Scored 80 or more points: 82 vs. Nebraska (1/21/20)
UW Scored 90 or more points: 101 vs. Savannah State (12/13/18)
UW Scored 100 or more points: 101 vs. Savannah State (12/13/18)

Field Goal Shooting

Shot 90 percent or better (min. 10 att.): .900 (9-10), Carlton McGee vs. Michigan (2/26/92)
UW shot 50 percent or better: .500, vs. Milwaukee (12/21/19)
UW shot 60 percent or better: .603, vs. Houston Baptist (11/17/18)
UW shot 70 percent or better: .744, vs. Army (12/30/79)
UW made 30 or more field goals: 30, vs. Indiana (12/7/19)
UW made 40 or more field goals: 42, vs. Iowa (3/9/94)
UW made 50 or more field goals: Has not happened
UW attempted 60 or more field goals: 64, at Iowa (1/27/20)
UW attempted 70 or more field goals: 73, vs. Ohio State (1/12/17)
UW attempted 80 or more field goals: 83, vs. Northwestern (1/28/95)
UW attempted 100 or more field goals: 102, vs. South Dakota (12/9/72)

3-Point Field Goal Shooting

Made 5 or more 3-point field goals: 5, Brad Davison vs. Nebraska (1/21/20)
UW shot 40 percent or better (min. 8 att.): .436, vs. Rider (12/31/19)
UW shot 50 percent or better (min. 8 att.): .529, vs. Nebraska (1/21/20)
UW shot 60 percent or better (min. 8 att.): .636, vs. Oklahoma (11/22/18)
UW shot 70 percent or better (min. 8 att.): .727, at Indiana (2/25/10)
UW shot 80 percent or better (min. 8 att.): .889, vs. North Dakota St. (12/10/86)
UW shot 90 percent or better (min. 8 att.): .900, at Illinois (1/25/97)
UW made 10 or more 3-point field goals: 18, vs. Nebraska (1/21/20)
UW made 15 or more 3-point field goals: 18, vs. Nebraska (1/21/20)
UW attempted 30 or more 3-point field goals: 34, vs. Nebraska (1/21/20)
UW attempted 40 or more 3-point field goals: 40, vs. Temple (12/3/01)

Double-Double / Triple-Double

Had a triple-double: Ethan Happ (13 pts, 12 reb, 11 ast) vs. Northwestern (1/26/19)
Had a double-double (Pts/Reb): D'Mitrik Trice (11p, 10r) vs. Nebraska (1/21/20)
Had a double-double (Pts/Ast): Ethan Happ (10 p, 11 r, 12a) vs. Coppin St. (11/6/18)
Had a double-double (Ast/Reb): Ethan Happ (10p, 11r, 12a) vs. Coppin St. (11/6/18)
Had a double-double in consecutive games: Happ & Iverson, Two Straight (3/7 - 3/10)
Two with double-double: Potter (24 p, 13 r) & Davison (11 p, 13 r) at Penn State (1/11/20)

Free Throw Shooting

Perfect at the FT line (min. 10 att.): 10-10, Brad Davison vs. Illinois (1/19/18)
UW shot 80 percent or better (min. 12 att.): .870, vs. Illinois (1/8/20)
UW shot 90 percent or better (min. 12 att.): .900, vs. Marquette (11/17/19)
UW shot 100 percent (min. 12 att.): 14-14, at Michigan State (2/16/12)
UW made 20 or more free throws: 20, vs. Illinois (1/8/20)
UW made 30 or more free throws: 30, vs. Minnesota (2/13/14)
UW made 40 or more free throws: 40, vs. Minnesota (1/12/53)
UW attempted 30 or more free throws: 31, vs. Nebraska (1/29/18)
UW attempted 40 or more free throws: 42, at Illinois (2/3/13)
UW attempted 50 or more free throws: 50, at Indiana (2/12/62)
UW attempted 60 or more free throws: 61, at Michigan (2/21/53)

Rebounds

Had 10+ rebounds: D'Mitrik Trice (11) vs. Nebraska (1/21/20)
Had 15+ rebounds: 15, Ethan Happ vs. Virginia (11/23/18)
Had 20+ rebounds: 25, Joe Chrmelich vs. St. Mary's (12/2/76)
Had 30+ rebounds: 30, Paul Morrow vs. Purdue (1/3/53)
Had 10+ reb. in consecutive games: Happ & Iverson, Two Straight (3/7 - 3/10)
UW had 40+ rebounds: 40, at Iowa (1/27/20)
UW had 50+ rebounds: 53, vs. Florida A&M (12/23/16)

Assists

Had 10 or more assists: 11, Ethan Happ vs. Northwestern (1/26/19)
Had 15 or more assists: Has not happened
UW had 20 or more assists: 24, vs. Green Bay (11/21/19)
UW had 30 or more assists: 30, vs. Iowa (3/9/94)

Blocked Shots

Had 5 or more blocked shots: 9, Nate Reuvers vs. Eastern Illinois (11/8/19)
Had 10 or more blocked shots: Has not happened
UW had 10 or more blocked shots: 12, vs. Eastern Illinois (11/8/19)
UW had 15 or more blocked shots: Has not happened

Steals

Had 5 or more steals: 5, Ethan Happ vs. Maryland (2/19/17)
Had 10 or more steals: 10, Mike Kelley vs. Texas (12/7/99)
UW had 10 or more steals: 10, vs. McNeese State (11/13/19)
UW had 15 or more steals: 16, (2x) MR vs. California (12/2/12)

Turnovers

UW had 1 or fewer turnovers: 1, vs. Iowa (1/20/15)
UW had 5 or fewer turnovers: 5, vs. Penn State (3/2/19)
Opponent committed 15 or more turnovers: 17, at Tennessee (12/28/19)
Opponent committed 20 or more turnovers: 22, at Nebraska (2/9/17)

Overtime

Won a game in overtime: at Ohio State (73-67), 3/10/19
Lost a game in overtime: vs. Saint Mary's (65-63), 11/5/19
Played a 2-overtime game: at Indiana (75-73), 2/26/19
Played a 3-overtime game: vs. Indiana (85-86), 2/16/87
Played in consecutive OT games: (3) vs. Iowa (2/6/13), vs. Mich. (2/9/13), at Minn. (2/14/13)

Miscellaneous

Hit a buzzer beater: vs. Xavier, 3/20/16 (Bronson Koenig hits 3PT in corner, UW 66-63)
Won after trailing by at least 10 pts in second half: 12 vs. NC State, 11/27/18 (down 41-29, 19:01 remaining - won 79-75)
Won after trailing by at least 15 pts in second half: 15 vs. Ohio State, 2/12/11 (down 47-32, 13:21 remaining - won 71-67)
UW scored 10 straight points or more: 10-0 (17:51 2H) vs. Nebraska (1/21/20)
UW scored 15 straight points or more: 15-0 (8:56 - 4:01 2H) vs. Eastern Illinois (11/8/19)
UW held opp. scoreless 5:00 or longer: 8:36 (20:00 - 12:24 1H) at Penn State (1/11/20)
UW held opp. scoreless for 8:00 or longer: 8:36 (20:00 - 12:24 1H) at Penn State (1/11/20)