

N

NEBRASKA BASKETBALL

2019-20 GAME NOTES

The Nebraska men's basketball team hits the road to begin a two-game road trip on Tuesday evening, as the Huskers travel to Madison, Wis., for a matchup with the Wisconsin Badgers.

Tipoff at the Kohl Center is slated for shortly after 8 p.m. and the matchup will be carried nationally on BTN with Dave Revsine and Robbie Hummel on the call. The game can also be streamed via the web, smartphones, tablets and connected devices through the Fox Sports app.

Fans can follow all of the action around the state of Nebraska on the Learfield IMG College Husker Sports Network with Kent Pavelka and Jake Muhleisen on the call. The game will also be available on Huskers.com, the Huskers app and TuneIn radio. The pregame show begins one hour prior to tipoff.

Nebraska (7-11, 2-5 Big Ten) looks to snap a three-game losing streak after an 82-74 loss to Indiana on Saturday night. The Hoosiers used a 16-2 spurt to open the second half to build a 19-point cushion. Nebraska battled back and got to within six points and had a couple of opportunities to make it a one-possession game, but could not complete the rally. Indiana hit 51 percent from the field and hit eight 3-pointers, after entering the game shooting 25 percent from 3-point range in Big Ten play.

For Nebraska, sophomore Cam Mack led NU with 20 points and nine assists to pace four Huskers in double figures. It was Mack's second 20-point game of the year and the sixth time he has dished out at least eight assists in a game. Thorir Thorbjarnarson added 13 points and nine boards, while Dachon Burke Jr. (12) and Haanif Cheatham (10) also finished in double figures.

On the year, Mack is third in the Big Ten in assists (6.8 apg) as he guides an attack that has six players averaging at least 7.0 points per game. With 123 assists, Mack needs just 13 assists to crack NU's single-season top-10 list and is one assist away from matching NU's highest assist total since joining the Big Ten (Tai Webster, 124, 2016-17).

Wisconsin (11-7, 4-3) looks to bounce back following a 67-55 loss at No. 15 Michigan State on Friday evening. Nate Ruevers had 19 points and seven rebounds, while Kobe King added 10 points against MSU. Wisconsin shot just 35 percent, while Michigan State shot 47 percent and out-rebounded the Badgers 41-32. Ruevers leads a balanced Wisconsin attack with 14.2 points per game.

GAME MATCHUP

NEBRASKA CORNHUSKERS

2019-20 Record: 7-11 (2-5 Big Ten)
Head coach: Fred Hoiberg
Record at Nebraska: 7-11 (1st year)
Career NCAA Record: 122-67 (6th year)

WISCONSIN BADGERS


2019-20 Record: 11-7 (4-3 Big Ten)
Head coach: Greg Gard
Record at Wisconsin: 91-54 (5th year)
Career Record: Same

BROADCAST INFO

Television: BTN
Play-by-play: Dave Revsine
Analyst: Robbie Hummel
Online Broadcast: Fox Sports App
Radio: Learfield IMG College Husker Sports Network, including 590 AM (Omaha), 1400 AM (Lincoln) and 880 AM (Lexington)
Play-by-play: Kent Pavelka
Analyst: Jake Muhleisen
Online Radio: Available on Huskers.com, Huskers App, TuneIn.com/Huskers and TuneIn App.
SiriusXM (Internet): Ch. 385 **XM:** Ch. 975

PLAYER SPOTLIGHT

Junior guard Thorir Thorbjarnarson is averaging 12.5 points on 55 percent shooting, 7.8 rebounds, 2.3 assists and 1.8 steals per game over Nebraska's last four contests.



NEBRASKA AT WISCONSIN

19

GAME DETAILS

Date: Tuesday, Jan. 21
Time: 8 p.m. (CT)
Location: Madison, Wis.
Arena: Kohl Center

MEDIA INFO

TV: BTN
Online Video: Fox Sports App
Radio: Learfield IMG College
Internet Audio: Huskers.com
Huskers app/TuneIn

2019-20 SCHEDULE

Date	Opponent	TV/Internet	Result
Tues., Nov. 5	UC Riverside	BTN	L, 47-66
Sat., Nov. 9	Southern Utah	BTN+	L, 78-79 (2OT)
Fri., Nov. 15	South Dakota St.	BTN	W, 90-73
Fri., Nov. 22	Southern	BTN+	W, 93-86 (OT)

CAYMAN ISLANDS CLASSIC

Mon., Nov. 25	vs. Washington St.	FloHoops.com	W, 82-71
Tues., Nov. 26	vs. George Mason	FloHoops.com	L, 66-85
Wed., Nov. 27	vs. South Florida	FloHoops.com	W, 74-67

BIG/ACC CHALLENGE

Wed., Dec. 4	at Georgia Tech	ESPNU	L, 56-73
Sat., Dec. 7	at Creighton	FS1	L, 74-95
Fri., Dec. 13	at Indiana*	BTN	L, 90-96 (OT)
Sun., Dec. 15	Purdue*	BTN	W, 70-56
Sat., Dec. 21	North Dakota	BTN+	L, 74-75
Sun., Dec. 29	TAMU-Corpus Christi	BTN	W, 73-52
Fri., Jan. 3	Rutgers*	BTN	L, 62-79
Tues., Jan. 7	Iowa*	BTN	W, 76-70
Sat., Jan. 11	at Northwestern*	BTN	L, 57-62
Tues., Jan. 14	at No. 21 Ohio State*	FS1	L, 68-80
Sat., Jan. 18	Indiana*	BTN	L, 74-82
Tues., Jan. 21	at Wisconsin*	BTN	8 p.m.
Sat., Jan. 25	at Rutgers*	BTN	1 p.m.
Tues., Jan. 28	Michigan*	ESPN/2/U	6 p.m.
Sat., Feb. 1	Penn State*	BTN	6 p.m.
Sat., Feb. 8	at Iowa*	BTN	5 p.m.
Tues., Feb. 11	at Maryland*	BTN	7:30 p.m.
Sat., Feb. 15	Wisconsin*	BTN	1:15 p.m.
Thurs., Feb. 20	Michigan State*	FS1	7:30 p.m.
Mon., Feb. 24	at Illinois*	BTN	7 p.m.
Thurs., Feb. 27	Ohio State*	ESPN/2	8 p.m.
Sun., March 1	Northwestern*	BTN	3:15 p.m.
Thurs., March 5	at Michigan*	FS1	5:30 p.m.
Sun., March 8	at Minnesota*	BTN	Noon

Big Ten Tournament

Wed., March 11	at Big Ten First Round	BTN	TBA
Thurs., March 12	at Big Ten Second Round	BTN	TBA
Fri., March 13	at Big Ten Quarterfinals	BTN	TBA
Sat., March 14	at Big Ten Semifinals	CBS	TBA
Sun., March 15	at Big Ten Championship	CBS	2:30 p.m.

NCAA Tournament

March 17-April 6	NCAA Tournament	TBD	TBA
------------------	-----------------	-----	-----

Notes: *Big Ten Conference Game; All times listed are central and subject to change. **Home games** are in red and bold.

2019-20 ROSTER AT A GLANCE

No	Name	Pos.	Ht.	Wt.	Yr.	Hometown	GP/GS	MPG	PPG	RPG	APG
0	Akol Arop	F	6-6	200	Fr.	Omaha, Neb.	8/0	1.4	0.3	0.9	0.0
1	Kevin Cross	F	6-8	240	Fr.	Little Rock, Ark.	18/0	18.3	7.0	4.1	1.0
3	Cam Mack	G	6-2	175	So.	Austin, Texas	18/16	35.4	12.9	4.6	6.8
4	Shamuel Stevenson - #	G/F	6-6	245	Jr.	Toronto, Ontario, Canada	Will sit out 2019-20 season				
11	Dachon Burke Jr.	G	6-4	180	Jr.	Orange, N.J.	18/18	28.2	11.7	4.0	1.2
13	Derrick Walker - #	F	6-8	235	Jr.	Kansas City, Mo.	Will sit out 2019-20 season				
21	Jace Piatkowski	G	6-3	175	Fr.	Omaha, Neb.	Will redshirt in 2019-20				
22	Haanif Cheatham	G	6-5	194	Sr.	Fort Lauderdale, Fla.	18/18	33.2	12.7	4.1	1.3
23	Jervay Green	G	6-3	210	Jr.	Denver, Colo.	14/9	26.6	8.7	4.2	2.1
24	Yvan Ouedraogo	F	6-9	260	Fr.	Bordeaux, France	18/18	21.3	5.9	6.2	0.7
25	Matej Kavaz	G	6-8	205	Sr.	Ljubljana, Slovenia	18/1	14.9	5.1	1.1	0.5
30	Charlie Easley	G	6-2	190	Fr.	Lincoln, Neb.	14/0	6.1	1.8	0.3	0.3
34	Thorir Thorbjarnarson	G	6-6	206	Jr.	Reykjavik, Iceland	18/10	25.4	8.1	4.4	1.1
44	Bret Porter	F	6-6	215	Fr.	Omaha, Neb.	Will redshirt in 2019-20				
45	Dalano Banton - #	G	6-8	195	So.	Toronto, Ontario, Canada	Will sit out 2019-20 season				

#-Sitting out after transferring

2019-20 NUMERICAL ROSTER

No.	VL	Name	Pronunciation	Pos.	Ht.	Wt.	Yr.	Hometown	Previous School
0		Akol Arop	A-call uh-rope	F	6-6	200	Fr.	Omaha, Neb.	Creighton Prep HS
1		Kevin Cross		F	6-8	240	Fr.	Little Rock, Ark.	Mills University Studies HS
3		Cam Mack		G	6-2	175	So.	Austin, Texas	Salt Lake CC
4		Shamuel Stevenson	Sha-meal	G	6-6	245	Jr.	Toronto, Ontario, Canada	University of Nevada
11		Dachon Burke Jr.	DAY-shawn	G	6-4	180	Jr.	Orange, N.J.	Robert Morris
13		Derrick Walker		F	6-8	235	Jr.	Kansas City, Mo.	University of Tennessee
21		Jace Piatkowski	Pie-it-COW-ski	G	6-3	175	Fr.	Omaha, Neb.	Elkhorn South HS
22		Haanif Cheatham	Hah-NEEF CHEE-tum	G	6-5	194	Sr.	Fort Lauderdale, Fla.	Florida Gulf Coast University
23		Jervay Green		G	6-3	210	Jr.	Denver, Colo.	Western Nebraska CC
24		Yvan Ouedraogo	I-van WOO-drah-oh-goh	F	6-9	260	Fr.	Bordeaux, France	INSEP
25		Matej Kavas	MAH-tey KAH-vahs	G	6-8	205	Sr.	Ljubljana, Slovenia	Seattle University
30		Charlie Easley		G	6-2	190	Fr.	Lincoln, Neb.	Pius X HS
34	**	Thorir Thorbjarnarson	Thor-EAR thorb-YAR-nar-son	G	6-6	206	Jr.	Reykjavik, Iceland	Menntaskólinn i Reykjavik
44		Bret Porter		F	6-6	215	Fr.	Omaha, Neb.	Millard North HS
45		Dalano Banton	duh-LAH-no BAN-ten	G	6-8	195	So.	Toronto, Ontario, Canada	Western Kentucky University

2019-20 COACHING STAFF

Name	Pronunciation	Title	Year at Nebraska	Alma Mater (Year)
Fred Hoiberg		Head Coach	First	Iowa State (1995)
Matt Abdelmassih	Abdel-massey	Assistant Coach	First	St. John's (2007)
Doc Sadler		Assistant Coach	First as Asst./Seventh	Arkansas (1982)
Armon Gates		Assistant Coach	Second	Kent State (2006)
Bobby Lutz	Lootz	Special Assistant to the Head Coach	First	UNC Charlotte (1980)
Tim Wilson		Basketball Strength Coach	Ninth	Nebraska (1981)
Matt Holt		Video Coordinator	Third	New Haven (2013)
Luca Virgilio	Vir-Jill-e-o	Director of Basketball Operations	First	Universita degli Studi di Roma Tre (2012)
Bertram "Buzzy" Caruthers		Director of Player Development	First	Hampton (2006)
Vince Fritz		Graduate Manager	Second	Missouri Southern (2018)
John Harris Jr.		Graduate Manager	First	Benedictine (2017)

TEAM COMPARISON

Nebraska Cornhuskers			Wisconsin Badgers		
2019-20 Team Statistics (Record: 7-11, 2-5)			2019-20 Team Statistics (Record: 11-7, 4-3)		
Category	Nebraska	OPP	Category	Wisconsin	OPP
SCORING	1306	1347	SCORING	1197	1084
Points per game	72.6	74.8	Points Per Game	66.5	60.2
Scoring margin	-2.3	-	Margin	+6.3	--
FIELD GOALS-ATT	468-1123	527-1221	FIELD GOALS-ATT	421-979	402-976
Field goal pct	.417	.432	Field Goal Percentage	.430	.412
3 POINT FG-ATT	154-461	137-468	3-POINT FG-ATT	135-416	110-324
3-point FG pct	.334	.293	3-Point FG Percentage	.325	.340
3-pt FG made per game	8.6	7.6	3-Point FG made per game	7.5	6.1
FREE THROWS-ATT	216-363	156-238	FREE THROWS-ATT	220-285	170-250
Free throw pct	.595	.655	Free Throw Percentage	.772	.680
F-Throws made per game	12.0	8.7	F-Throws made per game	12.2	9.4
REBOUNDS	648	836	REBOUNDS	609	584
Rebounds per game	36.0	46.4	Rebounds Per Game	33.8	32.4
Rebounding margin	-10.4	-	Rebounding Margin	+1.4	--
ASSISTS	262	249	ASSISTS	204	191
Assists per game	14.6	13.8	Assists Per Game	11.3	10.6
TURNOVERS	200	256	TURNOVERS	190	217
Turnovers per game	11.1	14.2	Turnovers Per Game	10.6	12.1
Turnover margin	+3.1	-	Turnover Margin	+1.5	--
Assist/turnover ratio	1.3	1.0	Assist/Turnover Ratio	1.1	0.9
STEALS	117	91	STEALS	90	89
Steals per game	6.5	5.1	Steals Per Game	5.0	4.9
BLOCKS	47	92	BLOCKS	66	46
Blocks per game	2.6	5.1	Blocks Per Game	3.7	2.6

NUMBERS TO KNOW

.459 - Thorir Thorbjarnarson is third in the Big Ten in 3-point percentage entering Tuesday's game with Wisconsin. He has 28 3-pointers in 2019-20 after going a combined 6-of-28 behind the 3-point stripe in his first two years.

3.1 - Nebraska enters the week leading the Big Ten in turnover margin at +3.1 per game. NU has committed 12 or fewer turnovers in each of the last 10 contests. NU is third in the Big Ten by committing 11.1 turnovers per game.

3.52 - Cam Mack ranks fourth nationally among all power conference players with a 3.52-to-1 assist-to-turnover ratio in conference play. As of Jan. 19, only seven power conference players have better than a 3.0-to-1 assist-to-turnover ratio in league contests.

No.	Name	School	Conf Asst-to-TO
1.	Quincy McKnight	Seton Hall	3.76
2.	Jordan Goldwire	Duke	3.67
3.	Tyger Campbell	UCLA	3.60
4.	Cam Mack	Nebraska	3.52
5.	Connor McCaffery	Iowa	3.50
6.	Zavier Simpson	Michigan	3.35
7.	McKinley Wright	Colorado	3.00

4 - Double-figure assist games for Cam Mack, which is the most by a Husker since Brian Carr had five in the 1985-86 season.

13 - Double figure scoring runs that Nebraska has had in 2019-20 following an 11-0 first-half run against Indiana.


PROBABLE STARTERS (BASED ON LAST GAME STARTERS)



#3 Cam Mack | G | So. | 6-2 | 175 | Austin, Texas

2019-20 Averages: PPG: 12.9 | RPG: 4.6 | APG: 6.8 | SPG: 1.2

Worth Noting: Ranks third in B1G in assists and second in assist-to-TO ratio...Has five double-doubles, including four in Big Ten play...Finished with 20 points and nine assists vs. Indiana...Posted 11 points, 10 rebounds and seven assists at Northwestern...Had 15 points and 10 assists vs. Iowa...Posted first triple-double in program history with 11 points, 10 rebounds and 12 assists vs. Purdue...Totaled 15 points and 10 assists at Indiana...Scored a season-high 24 points vs. South Dakota State...Rated the top point guard & No. 3 overall recruit by JUCORECruiting.com in 2019...Averaged 19.1 ppg, 7.6 apg, 5.9 rpg and 2.4 spg at Salt Lake City CC...Totaled five 30-point games, including a 40-point outburst against Casper College.

Collegiate Career Bests: Pts: 24 | Reb: 10 (2x) | Ast: 12 | Stl: 3 (2x)

#11 Dachon Burke Jr. | G | Jr. | 6-4 | 180 | Orange, N.J.

2019-20 Averages: PPG: 11.7 | RPG: 4.0 | APG: 1.2 | SPG: 1.4

Worth Noting: Is third in B1G in steals...10 double-figure games, including a pair of 20-point efforts...Had 12 points, four rebounds and two steals vs. Indiana...Totaled 18 points and seven caroms against Purdue...Led Nebraska with 25 points, including 4-of-8 from 3-point range, at Indiana...Scored 21 points vs. USF...Sat out 2018-19 season after two years at Robert Morris...Was a second-team All-Northeast Conference pick in 2017-18, averaging 17.6 points, 5.8 rebounds and 2.1 steals per game...Was fourth in the NEC in scoring and led the lead in steals as a sophomore...Played in 33 games as a freshman and averaged 7.6 ppg...Prepped at Coastal Academy, where he averaged 17.2 points, 6.0 assists and 4.0 rebounds per game.

Collegiate Career Bests (including Robert Morris): Pts: 29 | Reb: 14 | Ast: 6 | Stl: 6

#34 Thorir Thorbjarnarson | G | Jr. | 6-6 | 206 | Reykjavik, Iceland

2019-20 Averages: PPG: 8.1 | RPG: 4.4 | APG: 1.1 | SPG: 1.1

Worth Noting: Started last 10 contests, averaging 10.7 ppg and 4.9 rpg in that span...Finished with 13 points, nine rebounds and three steals vs. Indiana...Hit a career-high five 3-pointers as part of a 15-point night at No. 21 Ohio State...Matched career high with 17 points and added nine rebounds vs. Iowa...Had 17 points at Indiana, including 3-of-5 from 3-point range...Had 12 points, including 4-of-5 from 3-point range, at Creighton...Averaged 10 ppg playing for Iceland National Team at the Games of the Small States of Europe...Started seven times in 2019, including all five postseason games...Grabbed a career-high 10 rebounds against No. 24 Wisconsin in 2018-19...NU's first scholarship player from Iceland.

Collegiate Career Bests: Pts: 17 (2x) | Reb: 10 | Ast: 5 | Stl: 5

#22 Haanif Cheatham | G | Sr. | 6-5 | 194 | Fort Lauderdale, Fla.

2019-20 Averages: PPG: 12.7 | RPG: 4.1 | APG: 1.3

Worth Noting: Reached double figures in 12 of last 14 games after scoring 10 points vs. Indiana...Went over 1,000 career points with 17 points vs. TAMU-CC...Had 21 points, six boards and three assists at Indiana...Recorded first career double-double with 14 points and 11 boards at Georgia Tech...Had a career-high 26-point effort vs. USF...Spent 2018-19 season at FGCU, averaging 13.2 ppg and 4.8 rpg before shoulder surgery...Spent two-plus seasons at Marquette where he started 63 games...Chosen as the team's best defender in 2015-16 and 2016-17...Averaged 11.8 ppg as a freshman to earn Big East All-Freshman team honors...Was a top-100 recruit at Pembroke Pines Charter High School, where he averaged 24.0 points, 5.0 rebounds and 3.0 assists per game.

Collegiate Career Bests (including Marquette/FGCU): Pts: 26 | Reb: 11 | Ast: 6 (3x) | Stl: 3 (4x)

#24 Yvan Ouedraogo | F | Fr. | 6-9 | 260 | Bordeaux, France

2019-20 Averages: PPG: 5.9 | RPG: 6.2

Worth Noting: Held to four points and five boards vs. Indiana...Reached double figures for third time with 10 points and five boards at No. 21 Ohio State...Recorded first career double-double with 11 points and 14 rebounds vs. TAMU-CC...Led NU with nine boards and added nine points vs. UND...Finished with nine points and 10 boards at Indiana...Grabbed 12 boards vs. South Dakota State...Top 150 recruit by 247Sports...Played for the French U-18 team at the European Championships, averaging 4.0 points and 3.6 rebounds despite being the second-youngest player on the roster...Attended the National Institute of Sport, Expertise and Performance (INSEP), the same program which produced Clint Capela, Boris Diaw and Tony Parker.

Collegiate Career Bests: Pts: 11 (2x) | Reb: 14 | Ast: 2 | Stl: 2 | Bl: 2

NATIONAL POLLS

AP TOP 25 (JAN. 13)

No	Team (1st)	Record	Points	Prev.
1	Gonzaga (30)	18-1	1,574	1
2	Baylor (31)	13-1	1,567	4
3	Duke (4)	15-1	1,567	2
4	Auburn	15-0	1,359	5
5	Butler	15-1	1,299	6
6	Kansas	12-3	1,286	3
7	San Diego State	17-0	1,286	7
8	Oregon	14-3	1,163	9
9	Florida State	14-2	1,093	10
10	Kentucky	12-3	960	14
11	Louisville	13-3	943	13
12	West Virginia	13-2	911	17
13	Dayton	14-2	842	15
14	Villanova	12-3	822	16
15	Michigan State	13-4	735	8
16	Wichita State	15-1	629	23
17	Maryland	13-3	616	12
18	Seton Hall	12-4	496	NR
19	Michigan	11-5	358	19
20	Colorado	13-3	345	25
21	Ohio State	11-5	270	11
22	Memphis	13-3	232	21
23	Texas Tech	10-5	111	22
24	Illinois	12-5	109	NR
25	Creighton	13-4	97	NR

Others receiving votes: Iowa 88, Stanford 77, Arkansas 65, Indiana 50, Virginia 41, Penn State 36, LSU 30, Arizona 20, Wisconsin 19, Liberty 11, Northern Iowa 10, Purdue 10, Duquesne 9, Washington 9, TCU 8, Rutgers 8, Virginia Tech 5, Oregon State 4, Houston 4, BYU 3, East Tennessee State 2, Saint Mary's 1, Harvard 1, Akron 1, USC 1

USA TODAY COACHES POLL (JAN. 13)

No	Team (1st)	Record	Points	Prev.
1	Gonzaga (16)	18-1	775	1
2	Baylor (10)	13-1	764	4
3	Duke (6)	15-1	757	2
4	Auburn	15-0	685	5
5	Butler	15-1	660	6
6	San Diego St.	17-0	622	7
7	Kansas	12-3	586	3
8	Oregon	14-3	543	9
9	Florida State	14-2	508	10
10	Louisville	13-3	469	11
11	Dayton	14-2	452	15
12	Kentucky	12-3	449	13
13	West Virginia	13-2	432	17
14	Michigan St	13-4	391	8
15	Villanova	12-3	356	16
16	Wichita St.	15-1	309	23
17	Maryland	13-3	301	14
17	Seton Hall	12-4	279	25
19	Ohio St.	11-5	137	12
20	Michigan	11-5	131	19
21	Colorado	13-3	120	NR
22	Memphis	13-3	73	22
23	Texas Tech	10-5	72	21
24	Iowa	11-5	60	NR
25	Stanford	14-2	59	NR

Others receiving votes: Creighton 53; Virginia 51; Arkansas 44; Indiana 38; Arizona 37; Illinois 33; Penn St. 23; Louisiana State 22; Rutgers 19; Houston 18; Wisconsin 17; Purdue 15; Northern Iowa 10; Texas Christian 7; St. Mary's 6; Marquette 6; Xavier 4; New Mexico 3; Liberty 2; Yale 1; Providence 1

BIG TEN STANDINGS/SCHEDULE (as of Jan. 19)

Team	B1G	Pct.	Overall	Pct.
Michigan State	6-1	.857	14-4	.778
Rutgers	5-2	.714	14-4	.778
Illinois	5-2	.714	13-5	.722
Indiana	4-3	.571	14-4	.778
Maryland	4-3	.571	14-4	.778
Iowa	4-3	.571	13-5	.722
Wisconsin	4-3	.571	11-7	.611
Minnesota	4-4	.500	10-8	.556
Penn State	3-4	.429	13-5	.722
Purdue	3-4	.429	10-8	.556
Michigan	2-4	.333	11-6	.647
Ohio State	2-5	.286	12-6	.667
Nebraska	2-5	.286	7-11	.389
Northwestern	1-6	.143	6-11	.353

SCHEDULE

Jan.

17	*Michigan State 67, Wisconsin 55 *Iowa 90, Michigan 83		
18	*Penn State 90, Ohio State 76 *Maryland 57, Purdue 50 *Illinois 75, Northwestern 71 *Indiana 82, Nebraska 74		
19	*Rutgers 64, Minnesota 56		
21	*Maryland at Northwestern *Illinois at Purdue *Nebraska at Wisconsin	6 p.m. 6 p.m. 8 p.m.	FS1 ESPN BTN
22	*Penn State at Michigan *Rutgers at Iowa	6 p.m. 8 p.m.	BTN BTN
23	*Minnesota at Ohio State	5:30 p.m.	FS1
24	*Wisconsin at Purdue	6 p.m.	FS1
25	*Illinois at Michigan *Nebraska at Rutgers	11 a.m. 1 p.m.	FS1 BTN
26	*Maryland at Indiana *Michigan State at Minnesota *Ohio State at Northwestern	Noon 2 p.m. 5:30 p.m.	CBS FOX BTN
27	*Wisconsin at Iowa	7:30 p.m.	BTN
28	*Michigan at Nebraska *Purdue at Rutgers	6 p.m. 7 p.m.	ESPN/2/U BTN
29	*Northwestern at Michigan State *Indiana at Penn State	5:30 p.m. 7:30 p.m.	BTN BTN
30	*Minnesota at Illinois *Iowa at Maryland	6:30 p.m. 7:30 p.m.	FS1 BTN

Feb.

1	*Indiana at Ohio State *Michigan State at Wisconsin *Rutgers vs. Michigan *Penn State at Nebraska *Purdue at Northwestern	11 a.m. Noon 3:30 p.m. 6 p.m. 8 p.m.	ESPN/2 FOX BTN BTN BTN
---	---	--	------------------------------------

*-Conference game

WISCONSIN PROBABLE STARTERS (based on last game)

No.	Name	Pos.	Yr.	Ht.	Wt.	G/GS	PPG	RPG	Other
0	D'Mitrik Trice	G	Jr.	6-0	184	18/18	8.9	3.9	3.3 apg
23	Kobe King	G	So.	6-4	205	17/17	10.6	3.0	1.2 apg
34	Brad Davison	G	Jr.	6-4	206	18/18	9.0	4.5	1.9 apg
2	Aleem Ford	F	Jr.	6-8	217	18/18	7.8	3.7	1.2 apg
35	Nate Reuvers	F	Jr.	6-11	235	18/18	14.2	5.2	2.1 bpg

SCOUTING WISCONSIN

Under fifth-year coach Greg Gard, the Badgers are 11-7 overall and 4-3 in Big Ten play and is tied for fourth in the Big Ten entering this week's action. The Badgers returned three starters from a team that won 23 games and reached the NCAA Tournament in 2019. UW got off to a slow start and was 3-4 following a loss to NC State, but has posted a 7-3 mark in its last 10 games, including road wins at Ohio State and Penn State. The Badgers have three wins over ranked teams on the season and also have a 20-point non-conference win at Tennessee.

Wisconsin's stretch is its ability to control the pace, as the Badger are 14th in scoring offense, but are third in scoring defense and lead the conference by committing just 10.6 turnovers per game. UW also leads the Big Ten, hitting 77.2 percent from the line. The Badgers rely on a nine-player rotation with seven player averaging over 7.0 points per game. Junior Nate Reuvers leads UW in scoring at 14.2 ppg, while Kobe King averaged 10.6 ppg. Ohio State transfer Micah Potter has been a boost, averaging 9.4 ppg and 5.8 rpg in eight games since becoming eligible. UW also has five players who average at least one 3-pointer per game.

Series History: Tuesday's matchup is the 31st meeting between the two programs, as Wisconsin has a 16-14 advantage. The series dates back to the 1903-04 season, as Nebraska won the first meeting, 25-22 over the Badgers in Lincoln before Wisconsin took five of the next six meetings from 1907 to 1955. Nebraska then won eight straight games before the Badgers won the next five meetings, including the first four in Big Ten play, before the Huskers topped the No. 9 Badgers in the final regular-season game in 2013-14. The Badgers won both meetings in 2018-19, including a 66-62 in the Big Ten Tournament quarterfinals. The Huskers are 4-10 against Wisconsin since joining the Big Ten (3-9 in regular season; 1-1 in Big Ten Tournament).

LAST TIME OUT

Nebraska's second-half comeback fell just short, as Indiana posted an 82-74 win over the Huskers Saturday night.

Indiana used a fast start to the second half, as a 16-2 Hoosier run turned a 46-41 halftime lead into a 19-point bulge only to see Nebraska rally in the final 15 minutes. The Huskers slowed the Hoosiers on the defensive end and got to within six and had several chances to pull closer, but Indiana held on for a crucial road win.

Cam Mack scored a game-high 20 points and dished out nine assists to lead the Husker offense against the Hoosiers. Mack was one of four Huskers in double digits, along with Thorir Thorbjarnarson (13 points), Dachon Burke Jr. (12) and Haanif Cheatham (10). Thorbjarnarson also added a season-high nine rebounds and three steals.

Indiana's Trayce Jackson-Davis led the Hoosier offense with 18 points on 6-of-7 shooting from the field and 13 boards. IU also got double-digit efforts from Joey Brunk (16 points) and Justin Smith (15).

STORYLINES

• ESPN's BPI has Nebraska with the second-hardest strength of schedule remaining as of Jan. 19. In fact, the top seven and 10 of the top 12 are from the Big Ten. All 14 conference teams

NEBRASKA-WISCONSIN AT A GLANCE

All-Time: Wisconsin leads 16-14

• In Lincoln: Nebraska leads, 7-6

At Pinnacle Bank Arena: Wisconsin leads, 3-2

• In Madison: Wisconsin leads, 8-5

Kohl Center: Wisconsin leads, 4-1

• In Honolulu, Hawaii: Nebraska leads 1-0

• In Fairbanks, Alaska: Wisconsin leads 1-0

• In Big Ten Conference games: Wisconsin leads, 9-3

• In Big Ten Tournament games: Tied, 1-1

Husker-Badger Superlatives

• Most consecutive wins (year ended): Nebraska 8 (1956-91); Wisconsin 5 (1998-2013)

• Most points scored: Nebraska, 101, at Madison, Wis., Dec. 1, 1965; Wisconsin, 88, at Madison, Wis., Dec. 1, 1965

• Highest combined score: 189, Nebraska, 101, Wisconsin 88, at Madison, Wis., Dec. 1, 1965

• Biggest winning margin: Nebraska, 21, at Lincoln, Neb., Dec. 11, 1991; Wisconsin, 39, at Madison, Wis., March 3, 1908

Big Ten Era (2011-Present)

Date	Site	Rankings	Result	Neb.	Wis.
12-27-11	H	-/11	L	40	64
1-15-12	A	-/-	L	45	50
1-6-13	H	-/-	L	41	47
2-26-13	A	-/17	L	46	77
3-9-14	H	-/9	W	77	68
1-15-15	A	-/7	L	55	70
2-10-15	H	-/5	L	55	65
2-10-16	A	-/-	L	61	72
3-10-16	N	-/-	W	70	58
2-9-17	H	-/7	L (OT)	69	70
1-9-18	H	-/-	W	63	59
1-29-18	A	-/-	W	74	63
1-29-19	H	-/24	L	51	62
3-15-19	N	-/19	L	62	66

WORTH NOTING

• Nebraska had an 11-0 run in a 1:19 stretch the first half, the Huskers' 13th double-digit run this season.

• Nebraska had eight steals, its most in a Big Ten Conference game this season.

• Cam Mack had 20 points and nine rebounds to lead the Huskers. It marked the second 20-point game of his career and first in conference play.

• Thorir Thorbjarnarson narrowly missed his first career double-double, finishing with 13 points and a season-high-tying nine rebounds.

• Charlie Easley scored a career-high eight points. He knocked down both of his 3-point attempts after entering the game 1-for-8 from beyond the arc this season.

• Nebraska's 41-point first half is its highest in Big Ten play this season and the most since scoring 51 in the first half against South Dakota State.

are in the top 25.

- Nebraska is in a stretch where it will play 14 straight games against teams currently ranked in the top 50 of the NET. In all, 12 of the 14 Big Ten teams are ranked in the top 50 of the NET as of Jan. 19.

- Nebraska enters the Wisconsin game averaging 72.6 points per game, which is on pace to be Nebraska's highest scoring average since the 1996-97 squad averaged 72.9 points per game.

- Senior Haanif Cheatham played Wisconsin twice during his career at Marquette, averaging 12.0 ppg and 5.5 rpg against the Badgers. He shot 50 percent from the field in the two games. Thorir Thorbjarnarson averaged 4.0 ppg and 6.0 rpg in two games against Wisconsin last year, grabbing a career-high 10 rebounds off the bench in the first meeting.

- Nebraska has relied on its balance during the first half of the season. In its first 18 games, NU has put at least four players in double figures 13 times. The Huskers put five players in double figures three times, most recently against Iowa on Jan. 7. The Huskers currently have three players averaging double figures overall, and four in conference games.

- Despite being undersized and having just one player who had played in a Big Ten game entering the season, Nebraska's play in Big Ten action is starting to resemble the team's that Coach Hoiberg had at Iowa State, especially with ball movement and limiting turnovers. NU is in the top four in six offensive categories entering the week, including assist-to-turnover ratio and 3-point shooting.

Big Strides in Conference Play

Category	2019-20 (B1G)	2018-19 (B1G)	Times Leading Big 12 during Hoiberg's tenure
3-Pt./GM	9.8 (1st)	6.8 (8th)	(3) 2011-12; 2012-13; 2014-15
3-Pt. Pct.	.338 (4th)	.322 (9th)	(2) 2011-12; 2012-13
Asst/GM	16.7 (3rd)	11.7 (10th)	(2) 2013-14; 2014-15
Asst-to-TO Ratio	1.8-to-1 (2nd)	1.2-to-1 (5th)	(2) 2013-14; 2014-15
Turnover Margin	+3.4 (1st)	+2.0 (4th)	(0) None
Turnovers/Gm	9.1 (2nd)	9.6 (3rd)	(1) 2014-15

- Sophomore Cam Mack has made an impact in his first season at Nebraska. He is 11th nationally with 6.8 assists per game, which is on pace to be the most by a Husker since the 1984-85 season, and ranks 26th nationally with his 2.56-to-1 assist-to-turnover ratio. Mack's assist-to-turnover ratio is on pace to be one of the best in school history.

Best Assist/Turnover Ratios (Since 1979)

No.	Ratio	Player	Asst.-TO	Year
1.	3.05	Brian Carr	201-66	1985-86
2.	2.73	Jamar Johnson	123-45	1993-94
3.	2.58	Brian Carr	237-92	1984-85
-	2.56	Cam Mack	114-45	2019-20
4.	2.54	Jack Moore	109-43	1981-82
5.	2.52	Charles Richardson Jr.	179-71	2006-07

min. 3.0 assists/gm

- Cam Mack is the only Husker in the last 30 years to have multiple points-assists double-doubles in the same season as he has four this season, including three in Big Ten play. From 1989-90 to the end of the 2018-19 season, it had happened just five times. Mack's consecutive points-assists double-doubles against Indiana and Purdue were the first since Brian Carr in December of 1985 (vs. UC-Irvine and Creighton).

Husker Points/Assists Double-Doubles (Last 30 years)

No.	Pts.	Asst.	Opponent
Cam Mack	15	10	vs. Iowa, 1/7/20
Cam Mack	11	12	vs. Purdue, 12/13/19
Cam Mack	15	10	at Indiana, 12/13/19
Cam Mack	13	11	vs. Southern Utah, 11/11/19
Glynn Watson Jr.	10	10	vs. Cal State Fullerton, 12/20/18
Lance Jeter	10	10	vs. Kansas, 2/5/11
Lance Jeter	12	12	at Kansas State, 2/7/10
Sek Henry	11	11	at TCU, 11/21/09
Tom Wald	11	11	vs. Appalachian State, 12/31/94

- It is not surprising that Nebraska has relied on its 3-point shooting, as Hoiberg's Iowa State teams led the Big 12 in 3-pointers in four of his five seasons at the school. The Huskers, who are fifth in the Big Ten in 3-point shooting, are on pace to average 8.6 3-pointers per game, a total which would rank second in school history and be the most since the 2001-02 campaign.

Most 3-Pointers/Game in School History

No.	School	Games	3-Pointers/Game
1.	2001-02	28	9.54
-	2019-20	18	8.55
2.	2006-07	31	7.87
3.	2018-19	36	7.50

- Nebraska enters Tuesday's game leading the Big Ten in turnover margin with +3.1 per game. The Huskers have forced an average of 14.2 turnovers per game to rank third in the Big Ten while averaging 11.1 turnovers per game to also rank third in that category. During his tenure at Iowa State, Hoiberg's teams ranked in the top three in the Big 12 in fewest turnovers per game in four of his five seasons at the school.

- Freshman Yvan Ouedraogo leads the Huskers in rebounding at 6.2 per game, which would be highest season average by a Husker freshman in 15 years (Aleks Maric, 6.3 rpg in 2004-05). Ouedraogo's 14 rebounds vs. Texas A&M-Corpus

LEARFIELD IMG COLLEGE HUSKER SPORTS NETWORK

Kent Pavelka

- Is in his 33rd season of calling Husker basketball
- Called NU basketball for two stretches from 1974-1996 before returning to play-by-play duties in 2006-07
- Called his 1,000th Husker basketball game in 2018-19
- Six-time Nebraska Sportcaster of the Year who was inducted into the Nebraska Broadcasters Hall of Fame in 2019

Jake Muhleisen

- Is in his second season as full-time color analyst after filling in part time for several seasons
- Four-year starter at Nebraska from 2002-05
- Three-year team captain during his career

Ben McLaughlin

- Co-hosts Sports Nightly and works on the HSN football and baseball broadcasts

2019-20 Network Affiliates

City	Station	Location
Ainsworth	KBRB	1400 AM
Alliance	KCOW	1400 AM
Beatrice	KWBE	1450 AM
Broken Bow	KBBN	95.3 FM
Chadron	KCSR	610 AM
Columbus	KJSK	900 AM
Fairbury	KGMT	1310 AM
Falls City	KTNC	1230 AM
Fremont	KFMT	105.5 FM
Grand Island	KRGI	1430 AM
Hastings	KHAS	1230 AM
Holdrege	KUVR	1380 AM
Kearney	KGFV	1340 AM
Lexington	KRVN	880 AM
Lincoln	KLIN	1400 AM
McCook	KSWN	93.9 AM
Nebraska City	KNCY	1600 AM
Nebraska City	KBIE	103.1 FM
Norfolk	KNEN	94.7 FM
North Platte	KODY	1240 AM
North Platte	KXNP	106.1 FM
O'Neill	KRBX	102.9 FM
Omaha	KXSP	590 AM
Scottsbluff	KNEB	960 AM
Sidney	KSID	1340 AM
Superior	KRFS	1600 AM
Superior	KRFS	103.9 FM
Valentine	KVSH	940 AM

Nationwide

- Huskers.com and Huskers App
- TuneIn.com/Huskers and TuneIn App
- SiriusXM Satellite Radio

QUICK FACTS

University of Nebraska Information

Location	Lincoln, Neb.
Founded	1869
Enrollment	25,332
Nickname	Cornhuskers, Huskers
Colors	Scarlet & Cream
Affiliation	NCAA Division I
Conference	Big Ten Conference
Home Arena	Pinnacle Bank Arena
Capacity/Year Opened	15,000/2013
Chancellor	Ronnie Green
Faculty Rep.	Josephine Potuto, J.D.
Athletics Director	Bill Moos
Deputy A.D./Chief of Staff	John Johnson
Athletic Dept. Phone	(402) 472-4224
Assistant A.D./Ticketing	Holly Adam
Ticket Office Phone	(402) 472-3111 or 1-800-8BIGRED
Website	Huskers.com

Basketball History

First year of basketball	1896-97
Regular-season conference titles (last)	7 (1950)
Postseason conference titles (last)	1 (1994)
All-time postseason appearances	26
All-time postseason record	24-25
NCAA Appearances (last)	7 (2014)
NIT Appearances (last)	19 (2019)

Basketball Staff

Head Coach	Fred Hoiberg
Alma Mater (Year)	Iowa State (1995)
Record at Nebraska	7-11 (1st season)
Overall NCAA Coaching Record	122-67 (6th season)
Assistant Coaches	Matt Abdelmassih (1st season)
.....	Armon Gates (2nd season)
.....	Doc Sadler (1st season as asst./7th season overall)
Special Assistant to the Head Coach	Bobby Lutz (1st season)
Strength Coach	Tim Wilson
Graduate Managers	Vince Fritz and Jon Harris Jr.
Director of Operations	Luca Virgilio
Asst. Director of Operations	Sheryl Burbach
Video Coordinator	Matt Holt
Director of Player Development	Buzzy Caruthers
Assistant Athletic Trainer	R.J. Pietig
Equipment Manager	Pat Norris

2019-20 Team Information

2018-19 Record	19-17 (13-5 H, 2-10 A, 4-2 N)
Big Ten Record (Finish)	6-14 (13th)
Big Ten Championship	2-1, def. Rutgers, 68-61
.....	def. Maryland, 69-61; lost to Wisconsin, 62-66
Postseason	NIT 1-1; def. Butler, 80-76; lost at TCU, 72-88
Starters Returning/Lost	0/5
Lettermen Returning/Lost	1/11
Scholarship Newcomers	11

Communications Contact

Sr. Assoc. Director/MBB Contact	Shamus McKnight
Office Phone	(402) 472-777
Cell Phone	(402) 540-0268
E-Mail	smcknight@huskers.com
Press Row Phone	(402) 904-5925
Communications Mailing Address	One Memorial Stadium, P.O. Box 880123,
.....	800 Stadium Drive, Lincoln, NE 68588-0123

Christi on Dec. 29 were the most by a Husker freshman since 2004 (15, Maric vs. UAB) and tied for the third-highest total by a Husker freshman in the last 20 years.

- The Huskers have played three overtime games in 2019-20, posting a 1-2 record. NU's single-season record is four, set five times, most recently in 2007-08. As of Jan. 17, Nebraska has played in three of the Big Ten's nine overtime games in 2019-20, including the first meeting with Indiana.

- Freshman guard Charlie Easley was put on scholarship for the spring semester. Easley has played in 14 games as a backup guard, including each of Nebraska's seven Big Ten contests. He had a career-high eight points in Saturday's loss to Indiana.

- Nebraska returns a national-low 1.9 percent of its scoring from last season and the 50 returning points is the lowest by any power conference team since 2009 according to noted statistician Ken Pomeroy.

Fewest Returning PPG from 2018-19

No.	School	Returning PPG	Pct. of Scoring
1	Nebraska	2.0 PPG	1.9%
2	Tulane	10.8 PPG	12.2%
3	South Dakota St.	15.8 PPG	16.9%
4	Virginia Tech	13.3 PPG	18.1%
5	Washington	13.9 PPG	19.8%

Courtesy: Virginia Tech SID office

SETTING A FAST PACE

Not only are the Huskers adjusting to a whole new roster, but playing at a significantly faster pace than in previous years. The Huskers are 13th nationally in offensive tempo, as their average possession is 15.3 seconds per possession as of Jan. 19.

- The only power conference schools that plays at a faster pace are St. John's (10th) and Alabama (11th).

- In his five full seasons as a college coach, Hoiberg's teams have ranked in the top 20 in offensive tempo four times, including top-10 rankings in both 2014 and 2015.

- Hoiberg's first Iowa State team in 2010-11 jumped from 67th to 20th nationally in offensive pace and ranked in the top 40 nationally in adjusted tempo in four of his five seasons in Ames, including top-15 nationally in his last two campaigns.

- In the KenPom era (1997-present), only one Husker team has ranked among the top 100 nationally in adjusted tempo - the 1999-2000 Huskers under Danny Nee. The Huskers' quickest offensive tempo in the last decade was in 2017-18 when the Huskers were 140th in offensive tempo.

MACK DELIVERS AS HUSKERS' LEAD GUARD

Junior college transfer Cam Mack was the cornerstone of the Huskers' recruiting class, and has lived up to the billing during the first half of the year.

Mack was the No. 3 JUCO recruit in the country last year at Salt Lake CC and has made an impact in his first season at Nebraska.

Mack, who was listed as the top JC point guard recruit in the country, enters the Wisconsin contest averaging 12.9 points per game while leading the Huskers in assists (6.8) and assist-to-turnover ratio (2.6-to-1).

- He is third in the Big Ten in assists per game, while also 10th in the Big Ten steals per game (1.3). Mack, who is 11th nationally in assists, is one of four Big Ten players - joining Cassius Winston (Michigan State), CJ Walker (Ohio State) and Geo Baker (Rutgers) - to rank in the top 10 of the Big Ten in both assists and steals as of Jan. 19.

- Mack is tied for the national lead with four games with at least 10 points and 10 assists. In fact, only eight players in Division I have at least three double-doubles with points and assists this season as of Jan. 19.

- His 6.8 assists per game is on pace to rank second in school history, trailing only Brian Carr, who averaged 7.9 assists per game in 1984-85.

- Mack has been even better in Big Ten play, leading the conference in assists (8.6 apg) and assist-to-turnover ratio (3.6-to-1) in conference games only. He has four double-doubles in seven Big Ten contests.

- He recorded the first triple-double in program history against Purdue on Dec. 15 with 11 points, 10 rebounds and 12 assists, setting season bests in both rebounds and assists in NU's 70-54 win.

- He's reached double figures 15 times, including a season-high 24-point performance against South Dakota State on Nov. 15 and a 20-point, nine-assist effort against Indiana on Jan. 18.

- Last season at Salt Lake CC, Mack averaged 19.1 points, 7.6 assists and 5.9 rebounds per game, ranking fifth nationally in assists per game. He totaled nine double-doubles and three triple-doubles as a freshman and dished out 10-or-more assists nine times.

CHEATHAM MAKES IMPACT ON BOTH ENDS

Fifth-year senior Haanif Cheatham has been one of the leaders for a young Husker team. The guard from Fort Lauderdale, Fla., is NU's most experienced player, as he played in 80 games between Marquette and Florida Gulf Coast before coming to Nebraska for his final year.

PACE UNDER HOIBERG

Year	Avg. Poss.	Length	NCAA Rank
2010-11	15.9		20th
2011-12	16.9		62nd
2012-13	15.8		12th
2013-14	15.2		8th
2014-15	14.6		2nd
2019-20	15.3		13th

as of Jan. 19

ASSISTS PER GAME

No.	Name	APG
1.	Brian Carr (1985)	7.90
-	Cam Mack (2020)	6.83
2.	Brian Carr (1986)	6.70
3.	Charles Richardson Jr. (2007)	5.77
4.	Brian Carr (1987)	5.03

POINTS/ASSISTS DOUBLE-DOUBLES

No.	Name	School	10+
1.	Cam Mack	Nebraska	4
	Charlie Moore	DePaul	4
	Cameron Parker	Sacred Heart	4
	Jason Preston	Ohio	4

as of Jan. 19

CHEATHAM TRACKER

Category	1st 4 Games	Since
PPG	6.8	14.4
RPG	5.0	3.8
FG Pct.	.500	.493
3-Pt. Pct.	.000	.400
FT Pct.	.385	.690

After a slow start, Cheatham has been one of NU's most consistent offensive threats. Over the last 14 games, he is 14.4 points while typically guarding the opponent's top scoring threat.

- Cheatham has reached double figures in 12 of the Huskers' last 14 games, including a 21-point, six-rebound performance at Indiana on Dec. 13. He had six straight double-figure efforts from Nov. 25-Dec. 13, the second-longest streak of his collegiate career. In the two games he didn't reach double figures, he had nine points in both contests.

- He went over 1,000 career points with a 17-point performance against Texas A&M-Corpus Christi on Dec. 29.
- Cheatham posted his first career double-double with 14 points and a career-high 11 rebounds at Georgia Tech on Dec. 4.

- He was in double figures all three games of the Cayman Islands Classic, averaging 19.0 ppg including a career-best 26-point effort against South Florida to garner all-tournament honors.

A former top-100 recruit out of high school, he was named Marquette's top defensive performer in each of his two full seasons at Marquette.

THOR EMERGES AS SCORING THREAT

Over the last 11 games, junior Thorir Thorbjarnarson emerged as a vital part of the Huskers' offensive attack. The 6-foot-6 guard is fifth on the team in scoring at 8.1 ppg, while shooting 50 percent from the field and 46 percent from 3-point range.

- He has been in double figures seven times in NU's last 11 games after not reaching double figures in his first 41 contests at Nebraska. Since Dec. 4, he has tied or set a career high in points four times.

- Thorbjarnarson is third in the Big Ten in 3-point percentage (.459) after shooting just 21.4 percent from 3-point range in his first two seasons. His 3-point mark would be the highest since Jay-R Strowbridge shot 47.3 percent in 2006-07 and would rank fourth on NU's single-season chart.

- He nearly had a double-double in the win over Iowa, finishing with 17 points, including three 3-pointers, and a season-high nine rebounds. He tied his season high originally set at Indiana on Dec. 13.

- Thorbjarnarson played one of his best all-around games against Indiana on Jan. 18, finishing with 13 points, nine rebounds, three steals and three assists in 37 minutes of work.

BURKE SHOWS SCORING TOUCH

The other returnee from the 2018-19 season, Dachon Burke Jr. waited in the wings after transferring from Robert Morris. A 6-foot-4 guard, Burke has quickly shown the skills to flourish in Fred Hoiberg's attack, averaging 11.7 points, 4.0 rebounds per game and 1.4 steals per game. He is third in the Big Ten in steals and paces the Huskers in blocked shots (13) and is third in both scoring and 3-pointers (21).

Burke has reached double figures 10 times, including a 25-point effort against Indiana on Dec. 13 and a 21-point performance against South Florida on Nov. 27.

Two years ago, Burke was one of the best players in the Northeast Conference, averaging 17.6 points per game while adding 5.8 rebounds and a conference-best 2.1 steals per contest.

OUEDRAOGO ADDS NAME TO SHORT LIST OF TRUE FROSH

Freshman Yvan Ouedraogo became the first true freshman to start a season opener at Nebraska since 2013 and has been a mainstay of the Husker lineup.

- He is one of the youngest players in the country, as he won't turn 18 until after the 2020 Big Ten Tournament.

- Ouedraogo has started all 18 games for the Huskers, averaging 5.9 points and a team-high 6.2 rebounds per game in just over 21 minutes per game. He is third among Big Ten true freshmen in rebounding.

- He is on track to be the third freshman to lead NU in rebounding in a season, joining Aleks Maric (2005-06) and John Turek (2001-02).

- Ouedraogo has played some of his best basketball recently, averaging 6.9 points and 7.4 rebounds per game over the Huskers' last nine contests dating back to Dec. 13. He has grabbed seven or more rebounds five times in that stretch.

- He reached double figures for the third time this season at Ohio State, finishing with 10 points and five boards.

- He picked up his first career double-double against Texas A&M-Corpus Christi on Dec. 29 with 11 points and 14 rebounds. His double-double was the first by a Husker freshman since Shavon Shields in 2013 and Ouedraogo became just the 10th NU freshman to ever record a double-double.

- His 10 rebounds against Indiana marked the second-highest rebounding total for a Husker freshman in his first conference game, trailing only Dave Hoppen in 1983.

- He enjoyed his best offensive effort of the season with 11 points, including six in overtime, and four rebounds against Southern on Nov. 22. He snared a team-high 12 rebounds against South Dakota State on Nov. 15.

- He is just the 11th true freshman and 13th freshman overall to start a season opener in the last 25 years at Nebraska, joining a group which includes 1,000-point scorers Tai Webster, Ryan Anderson, Cookie Belcher and Tyrone Lue.

- Ouedraogo played for the French U-18 squad at the 2019 European Championships in July, as France went 6-1 and finished fifth in the competition.

CROSS LIFTS BENCH PRODUCTION

Freshman Kevin Cross has been a key contributor for the Huskers. The 6-foot-8 freshman from Little Rock, Ark., has been the first Husker off the bench in all 18 games and is averaging 7.0 points and 4.1 rebounds per game.

- Cross is sixth among Big Ten true freshman in scoring and fourth in rebounding as of Jan. 19.

- He has improved his rebounding in recent weeks, averaging 4.8 rebounds per game over the Huskers' last nine contests dating back to Dec. 13. He has grabbed five-or-more rebounds 10 times this season.

TOP-10 PINNACLE BANK ARENA CROWDS

No.	Attend.	Opponent	Date
1.	15,998	Wisconsin	March 9, 2014
2.	15,991	Penn State	Feb. 25, 2018
3.	15,987	Tennessee-Martin	Nov. 28, 2014
4.	15,978	Northwestern	March 1, 2014
5.	15,952	Iowa	Jan. 27, 2018
6.	15,950	Creighton	Dec. 8, 2018
7.	15,949	Arkansas State	Dec. 14, 2013
8.	15,946	South Dakota State	Nov. 15, 2019
9.	15,945	Minnesota	Jan. 26, 2014
10.	15,933	Iowa	Feb. 22, 2015

RECORD AT PINNACLE BANK ARENA

Season	Wins	Losses	Pct.
2013-14	15	1	.938
2014-15	10	6	.625
2015-16	10	8	.556
2016-17	8	8	.500
2017-18	16	1	.941
2018-19	13	5	.722
2019-20	5	5	.500
Totals	77	34	.694

ROBY EARNS SECOND-ROUND SELECTION

Isaiah Roby ended Nebraska's NBA Draft drought, as he was selected in the second round by the Detroit Pistons (No. 45 overall) before his rights were traded to Dallas. It was the highest a Husker basketball player had been picked since Tyrone Lue went with the No. 23 pick in the 1998 NBA Draft.

HUSKERS IN THE PROS

NBA or NBA G League

Player (Years at NU)	Current Team	League
Isaiah Roby (2017-19)	Dallas Mavericks	NBA/G League
Andrew White III (2015-16)	Westchester Knicks	G League
Evan Taylor (2017-18)	Agua Caliente Clippers	G League
James Palmer Jr. (2018-19)	Agua Caliente Clippers	G League
Isaac Copeland Jr. (2018-19)	Texas Legends	G League

Overseas

Player (Years at NU)	Current Team	Country
Jason Dourisseau (2003-06)	Donar Groningen	Holland
Kris Douse (2007)	BC Mess	Luxembourg
Sek Henry (2007-10)	New Zealand Breakers	Australia
Ryan Anderson (2007-10)	Niagara River Lions	Canada
Christian Stanhardinger (2010-11)	San Miguel	Philippines
Toney McCray (2009-12)	Club Doha	Qatar
Caleb Walker (2011-12)	Fos Provence	France
Jorge Brian Diaz (2010-12)	Quebradillas	Puerto Rico
Bo Spencer (2012)	Abejas	Mexico
Ray Gallegos (2010-14)	Laguneros	Mexico
Terran Petteway (2014-15)	Pistoria	Italy
Tarin Smith (2015)	Orzi Basket	Italy
Shavon Shields (2013-16)	Baskonia	Spain
Tai Webster (2014-17)	Galatasaray	Turkey
Jack McVeigh (2016-18)	Adelaide	Australia
Duby Okeke (2018)	Hestia Menorca	Spain
Anton Gill (2017-18)	Raales	Dominican Republic
Glynn Watson Jr. (2016-19)	Lavrio	Greece

Big Ten Team Rankings (Jan. 19)

Category	Overall (Rk.)	B1G (Rk.)
Scoring Offense	72.6 (9)	71.0 (6)
Scoring Defense	74.8 (14)	75.0 (12)
Scoring Margin	-2.3 (14)	-4.0 (11)
Free Throw Pct.	.595 (14)	.634 (13)
Field Goal Pct.	.417 (12)	.400 (12)
Field Goal Pct. Def.	.432 (14)	.446 (12)
3-Point Pct.	.334 (5)	.338 (4)
3-Point Pct. Def	.293 (4)	.259 (3)
Rebounding Margin	-10.4 (14)	-11.9 (14)
Blocked Shots	2.6 (13)	1.6 (14)
Assists	14.6 (6)	16.7 (4)
Steals	6.5 (5)	6.0 (3)
Turnover Margin	+3.1 (1)	+3.3 (1)
3-Pointers/Gm	8.6 (3)	9.7 (1)

Big Ten Individual Leaders (Jan. 19)

Category	Name	Overall (Rk.)	B1G (Rk.)
Scoring	Cheatham	12.7 (10)	12.7 (22)
	Burke	11.7 (24)	12.7 (22)
	Mack	12.8 (18)	13.3 (17)
	Thorbjarnarson	-	12.1 (26)
Rebounding	Ouedraogo	6.2 (17)	6.3 (11)
Assists	Mack	6.8 (3)	8.6 (1)
FG PCT.	Thorbjarnarson	-	.517 (14)
3-Pt. Pct.	Thorbjarnarson	.459 (3)	.457 (4)
3-Pt/Gm	Burke	-	-
	Thorbjarnarson	-	2.3 (2)
	Mack	-	2.0 (4)
	Cheatham	-	1.7 (11)
Steals	Mack	1.2 (10)	-
	Burke	1.4 (3)	1.4 (5)
Asst./To Ratio	Mack	2.6 (2)	3.5 (1)
Minutes	Mack	35.4 (2)	38.0 (3)
	Cheatham	33.1 (7)	-

HUSKERS TO PARTICIPATE IN 2020 MYRTLE BEACH INVITATIONAL

A potential old conference matchup could be on the horizon, as ESPN announced the field for the 2020 Myrtle Beach Invitational on Nov. 21.

The third-annual event is held in the HTC Center on the campus of Coastal Carolina and takes place Nov. 19, 20 and 22, 2020. The eight-team field for the event includes Charlotte (Conference USA), Dayton (Atlantic 10), Loyola (Missouri Valley), Missouri (Southeastern), Penn (Ivy), Pittsburgh (Atlantic Coast) and Utah State (Mountain West).

In all, four of the eight teams reached postseason play last season, including Utah State, Dayton and Loyola (Chicago) along with the Huskers.

The Huskers and Missouri have a long history that dates back to 1908. The teams have squared off 219 times over the years, but have not met since the Huskers joined the Big Ten in 2011. NU topped Dayton in the 2016 Wooden Legacy, while a potential matchup with Penn could be the first since the Quakers upset the Huskers in the 1994 NCAA Tournament.

NU has played Pitt just four times, but not since 2000, while the Huskers and Utah State have not played since 1978. Charlotte is the only team in the field the Huskers have not played.

• Cross has been in double figures five times off the bench, including a season-high 19 points against Southern Utah, which is the most by a Husker freshman since the 2016-17 season. Cross became the first freshman in 73 games to pace the Huskers in scoring with his 19-point game against Southern Utah on Nov. 9. That 19-point effort was the highest by a Husker rookie since Shavon Shields in 2013.

- Against Iowa, Cross had eight of his 11 points in the second half and added five rebounds.
- Cross hit a season-high three 3-pointers as part of his nine-point, five-rebound effort against Northwestern.
- He played a complete game in the win over Washington State, scoring 14 points, grabbing a season-high eight rebounds and blocking two shots in 27 minutes
- Cross played a big role in NU's comeback against Southern, scoring all eight of his points in the second half as the Huskers overcame an eight-point deficit.

KAVAS IS ONE OF NATION'S TOP SHOOTERS

Senior transfer Matej Kavas comes to Nebraska with a reputation as one of the nation's top 3-point shooters. The 6-foot-8 guard is a career 43 percent shooter from 3-point range, and shot 40 percent or better in all three of his seasons at Seattle. Kavas' .430 career percentage ranks 12th among active Division I players as of Jan. 19.

• To put Kavas' shooting in perspective, Nebraska's career mark for career 3-point percentage is .432 by Brian Conklin (2001-04) and only five players in school history have shot 40 percent in their Husker career with a minimum of 100 3-pointers.

• Kavas had his best performance of the year against North Dakota on Dec. 21, hitting 4-of-5 3-pointers. It was the 18th time in his career he had 4-or-more 3-pointers in a game. Kavas had nine points off the bench last Saturday's loss at Northwestern.

- As a sophomore at Seattle, Kavas led the WAC in both 3-point percentage (.464) and 3-pointers per game (2.8).
- Kavas' 195 career 3-pointers would rank third on NU's career list while his 91 3-pointers as a sophomore would top NU's single-season mark (Cary Cochran, 89, 2001-02).

NABC SUITS AND SNEAKERS WEEK

Nebraska coaches and staff will be in suits and sneakers this week, as well as the Feb. 1 game against Penn State, to raise awareness for the American Cancer Society's Suits and Sneakers Week.

- Coaches vs. Cancer is a collaboration between the American Cancer Society and the National Association of Basketball Coaches (NABC).
- For more information or to donate to the NABC's Coaches vs. Cancer, visit suitsandsneakers.org.

WHAT'S BACK FOR THE HUSKERS

Nebraska returns one letterwinner and one other player from last year's team that went 19-17 and reached the second round of the NIT. Junior guard Thorir Thorbjarnarson was the only player who has seen regular-season action for the Huskers entering the 2019-20 campaign. He averaged 2.0 points and 2.1 rebounds per game last year.

• According to research by noted basketball statistician Ken Pomeroy, the 50 returning points on Nebraska's 2019-20 roster is the lowest total for a power conference team since 2009, when Indiana returned just 28 points from the previous season.

• Since 2000, it is only the fourth time where the Huskers have returned less than 40 percent of the team's scoring output from the previous year (also 2012-13, 2009-10 and 2001-02). In that stretch, the lowest was 24 percent in 2012-13.

• The seven returning starts for the Huskers are the lowest in at least 20 years. The previous low in that stretch was 41 entering 2001-02.

What's Returning (Last Five Seasons)

Category	2019-20	2018-19	2017-18	2016-17	2015-16
Pct. of scoring	1.9	73.4	50.0	45.8	40.0
Pct. of rebounding	4.2	61.4	44.9	51.9	33.3
Pct. of assists	6.2	71.5	48.9	52.6	51.1
Pct. of blocked shots	3.3	67.2	47.4	64.3	15.6
Pct. of steals	5.4	68.0	61.1	51.6	52.6
Pct. of minutes	4.2	74.5	55.4	52.4	42.4

RETOOLING A ROSTER IN SIX WEEKS

Fred Hoiberg and his staff rebuilt the Nebraska roster following his introduction in early April. The Huskers signed a recruiting class that was in the top 50 nationally in just six weeks. The 14-member class included 11 scholarship players and three walk-ons and is a mixture of grad transfers, transfers, JUCOs and freshmen.

2019 Recruiting Class Highlights

- Ranked No. 41 nationally by 247Sports, the program's second-highest class ranking since joining the Big Ten.
- Featured two of the top-10 recruits nationally by JUCOREcruiting.com, the highest two JC signees NU has signed this decade.
- Included five Division I transfers who have combined for more than 2,300 points, 1,000 rebounds and 350 assists at their previous schools.
- Had two Division I transfers (Dalano Banton and Haanif Cheatham) who were top-100 recruits in high school and two freshmen who were both top-150 recruits in 2019 by 247Sports (Kevin Cross and Ivan Ouedraogo).
- Contained two high school state players of the year (Akol Arop and Samari Curtis) and two others who were first-team all-state in 2019 (Cross and Charlie Easley). Curtis transferred at the end of the fall semester.
- Included players from seven states (Arkansas, Colorado, Florida, Missouri, Nebraska, Ohio and Texas) and three countries (Canada, France and Slovenia).

FROM COLLEGE TO THE NBA AND BACK AGAIN

Nebraska's Fred Hoiberg is in an exclusive club, as he is one of just 10 current Division I coaches to coach in Division I and in the NBA. He spent three-plus seasons with the Chicago Bulls, guiding the Bulls to the NBA Playoffs in 2016. Hoiberg's 270 regular-season NBA games are the most of the 10 former NBA coaches in the collegiate ranks. Hoiberg also brings five years of NBA front office experience, as he worked with the Minnesota Timberwolves from 2005 to 2010.

<u>Coach, School</u>	<u>NBA Head Coach, Years</u>
Fred Hoiberg, Nebraska	Chicago, 2015-18
Larry Krystkowiak, Utah	Milwaukee, 2007-08
Terry Porter, Portland	Milwaukee, 2003-05; Phoenix 2008-09
Lon Kruger, Oklahoma	Atlanta, 2000-03
Eric Musselman, Arkansas	Golden State, 2002-04; Sacramento, 2006-07
Mike Dunlap, Loyola Marymount	Charlotte, 2012-13
Darrell Walker, Ark. Little Rock	Toronto, 1996-98; Washington, 1999-2000
John Calipari, Kentucky	New Jersey, 1996-99
Leonard Hamilton, Miami	Washington, 2000-01
Lindsey Hunter, Miss. Valley State	Phoenix, 2013

HUSKER FAMILY TIES RUN DEEP FOR HOIBERG

While Fred Hoiberg grew up in Ames and played his high school (Ames High School) and college basketball (Iowa State) there, he was born in Lincoln and has numerous ties to the city and to the University of Nebraska.

- Fred's father (Eric) and mother (Karen) both earned their undergraduate degrees from Nebraska in 1966. In fact, Eric earned his undergraduate degree, Master's degree, and Ph.D. in sociology from the university.
- His maternal grandfather was former Husker basketball coach Jerry Bush. Known as the "Big Bear of the Coliseum," Bush guided NU from 1955 to 1963, and directed two of the greatest upsets ever – a 43-41 victory over top-ranked Kansas and Wilt Chamberlain, and a 55-48 victory over No. 4 Kansas State and Olympian Bob Boozer during the 1957-58 campaign.
- His paternal grandfather (Otto) received his Master's Degree and Ph.D from Nebraska. He joined the faculty of the University of Nebraska in 1948, where he taught sociology and served as director of the community development program in the University of Nebraska Extension Division.

YOU CAN GO HOME AGAIN: PART 2

Assistant Coach Doc Sadler brings a unique perspective to the Husker basketball staff, as he returns to Lincoln after serving as the head coach at Southern Miss for the last five seasons. Sadler helped Southern Miss improve its win total in each of the last four seasons, including a 20-13 mark and Conference USA semifinal appearance in 2018-19. Sadler returns to a program that he served as head coach for six seasons, guiding the Huskers to 101 wins and three postseason appearances in his six-year tenure.

It is rare for a coach to return to a program as an assistant coach, as the only other known example is Marty Wilson, who was the interim head coach at Pepperdine in 1996 before returning to the school as an assistant coach in 2008.

FAMILIAR FACES FOR HOIBERG ON HUSKER STAFF

One strength of the Husker coaching staff is a familiarity with each other, as three staff members had worked with Hoiberg as assistant coaches during his previous stint at Iowa State from 2010 to 2015. Matt Abdelmassih also worked under Hoiberg in the front office with the Minnesota Timberwolves, while Bobby Lutz was an assistant coach with the Windy City Bulls in the G League while Hoiberg coached the Chicago Bulls.

Previous Experience with Fred Hoiberg

<u>Staff Member</u>	<u>Coaching Experience with Hoiberg</u>
Matt Abdelmassih, Assistant Coach	Iowa State (2010-15)
Doc Sadler, Assistant Coach	Iowa State (2013-14)
Bobby Lutz, Special Assistant to the Head Coach	Iowa State (2010-11)

PINNACLE BANK ARENA SOLD OUT FOR 2019-20 SEASON

Since moving into Pinnacle Bank Arena in 2013-14, the Huskers have ranked in the top 15 in attendance nationally in each of the past six seasons. The streak will continue into 2019-20, as all available season tickets were sold out in August.

- Last season, Nebraska averaged 15,341 fans per home game to rank 10th nationally in attendance, matching the highest rank in school history.
- Nebraska is one of nine schools in the country to average 15,000+ fans per contest in each of the last six seasons, joining Kentucky, Syracuse, Louisville, North Carolina, Wisconsin, Indiana, Kansas and Creighton.
- The Big Ten Conference has led NCAA Basketball in attendance for 43 straight years, dating back to the 1976-77 season. Last season, Big Ten schools drew more than a combined three million fans for the fifth straight year.

Filling Up Pinnacle Bank Arena

<u>Season</u>	<u>Average</u>	<u>NCAA Rank</u>
2013-14 (1st year of PBA)	15,419	13th
2014-15	15,569	10th
2015-16	15,430	11th
2016-17	15,427	11th
2017-18	15,494	11th
2018-19	15,341	10th
2019-20	15,475	11th

STEVENS DENIED NCAA WAIVER

Nebraska Athletics announced Nov. 26 that men's basketball player Shamiel Stevenson was denied a waiver and will not be eligible to compete until the start of the 2020-21 season.

Stevenson, a junior guard/forward from Toronto, Canada, will have two full years of eligibility remaining. He joins fellow transfers Dalano Banton and Derrick Walker as being eligible for the start of the 2020-21 season.

Stevenson transferred to Nebraska in May of 2019 from Nevada after Head Coach Eric Musselman took the Arkansas head coaching position. Stevenson began his career at Pittsburgh, where he played as a freshman, as well as four games as a sophomore before transferring at the end of the 2018 fall semester. Stevenson averaged 8.0 points and 4.1 rebounds per game in 36 games at Pittsburgh, and did not play at Nevada.

CURTIS TRANSFERS AFTER FALL SEMESTER

Nebraska freshman guard Samari Curtis has decided to transfer from the men's basketball program, head coach Fred Hoiberg announced on Dec. 7.

Curtis, a 6-foot-4, 190-pound guard from Xenia, Ohio, appeared in NU's first eight games this year, averaging 1.8 points and 0.9 rebounds per game.

HUSKERS POST PERFECT ITALIAN TRIP

The Huskers got a head start on the 2019-20 season by traveling to Italy for 10 days last August. NU visited Rome, Florence and Como during the trip while also going 4-0 against teams from Italy and Lithuania.

2019 Italian Summer Tour Results

<u>Date</u>	<u>Opponent</u>	<u>Result</u>
Aug. 5	Stella Azzurra Academy	W, 87-56
Aug. 7	Silute BC (Lithuania)	W, 83-58
Aug. 8	Silute BC (Lithuania)	W, 73-70
Aug. 12	Italian Select	W, 84-62

TRANSFERS BRING MUCH-NEEDED EXPERIENCE

While Nebraska has only one player who has previously played at Nebraska (Thorir Thorbjarnarson), a good portion of the roster has Division I experience. The Huskers feature six transfers who have combined for more than 3,000 points at the Division I level. Dachon Burke Jr. is the only returnee in the group after he began his collegiate career at Robert Morris before sitting out the 2018-19 season at Nebraska.

Experienced Additions (Entering 2019-20)

<u>Player</u>	<u>Last School</u>	<u>Pts</u>	<u>Reb</u>	<u>Asst.</u>
Dalano Banton ^	Western Kentucky	105	92	65
Dachon Burke Jr.	Robert Morris	813	312	104
Haanif Cheatham	FGCU	842	296	170
Matej Kavas	Seattle	980	358	72
Shamiel Stevenson ^	Nevada	288	148	36
Derrick Walker ^	Tennessee	92	107	16
Totals		3,120	1,313	463

^ - Will not be eligible until 2020-21

NEBRASKA HEAD COACH FRED HOIBERG

AT NEBRASKA (2019-PRESENT)

- Hired as Nebraska's 28th men's basketball coach on March 30, 2019, a position his grandfather (Jerry Bush) held for nine seasons from 1954 to 1963.

CHICAGO BULLS (2015-18)

- Coached the Chicago Bulls for three-plus seasons, posting a 115-155 record.
- Became just the fifth coach in franchise history to post a winning record in his debut season.
- Took the Bulls to the 2017 NBA Playoffs where they won the first two games against the top-seeded Boston Celtics, as the Bulls were the first No. 8 seed to take a 2-0 lead against a No. 1 seed since 1993
- Was the fifth coach in NBA history to have each of his first two career playoff victories come on the road.

IOWA STATE (2010-15)

- Served as head coach at his alma mater for five seasons, posting a 115-56 record, which is the top winning percentage in school history (.673).
- Led the Cyclones to four straight NCAA Tournament appearances - a program record - while his 115 wins were the most in a five-year stretch in school history.
- Guided Iowa State to back-to-back Big 12 Tournament titles in 2014 and 2015.
- Produced four All-Americans, 12 All-Big 12 honorees and 10 players who played in the NBA.
- Named Big 12 Coach of the Year in 2012, as the Cyclones went from three conference wins to 12 in one season.
- Won 28 games and reached the NCAA Sweet 16 in 2014.
- Led the Big 12 in scoring offense in two of his last four seasons and topped the conference in 3-pointers four times in five years.

MINNESOTA TIMBERWOLVES (2005-10)

- Served as Vice President of Basketball Operations in 2009-10, overseeing the day-to-day operations of basketball programs including college and pro scouting, salary cap management and NBA Draft preparations.
- Was the Assistant General Manager for three seasons, helping the Timberwolves orchestrate a draft-day trade for five-time all-star Kevin Love in 2008.

AS AN NBA PLAYER (1995-2005)

- Spent 10 years in the NBA with the Indiana Pacers (four seasons), Chicago Bulls (four seasons) and Minnesota Timberwolves (two seasons) after being selected in the second round of the 1995 NBA Draft.
- Was a member of three NBA Playoff Teams, including a Timberwolves team that reached the 2004 Western Conference Finals.
- Shot 40 percent from 3-point range during his career and led the NBA in 3-point shooting in his final season (48.3, 2004-05).
- Ended his NBA career abruptly at the age of 33 after undergoing open-heart surgery to repair an aneurysm in his aortic root.

IOWA STATE PLAYING CAREER (1991-95)

- Started all four seasons at Iowa State, averaging 15.8 points, 6.9 rebounds, 2.8 assists and 1.6 steals per game in his collegiate career.
- His No. 32 was retired by Iowa State in 1997 and Hoiberg is a member of the ISU Hall of Fame.
- Garnered third-team All-America honors as a senior in 1994-95, averaging 19.9 points per game to help the Cyclones win a then-school-record 23 games and was named Big Eight Co-Male Athlete of the Year in 1995.
- Two-time Academic All-American who was inducted into the CoSIDA Academic Hall of Fame in 2016.



FRED HOIBERG'S COLLEGIATE COACHING RECORD

Year	School	Overall Record	Pct.	Conf. Record	Pct	Conf. Finish	Postseason
2010-11	Iowa State	16-16	.500	3-13	.188	12th	None
2011-12	Iowa State	23-11	.676	12-6	.677	T-3rd	NCAA Third Round
2012-13	Iowa State	23-12	.657	11-7	.611	T-4th	NCAA Third Round
2013-14	Iowa State	28-8	.778	11-7	.611	T-3rd	NCAA Sweet 16
2014-15	Iowa State	25-9	.735	12-6	.677	T-2nd	NCAA Second Round
2019-20	Nebraska	7-11	.389	2-5	.286		
Totals		122-67	.646	51-44	.537	-	

2019-20 TELEVISION/RADIO ROSTER




0 | AKOL AROP
Fr. | F | 6-6 | 190




1 | KEVIN CROSS
Fr. | F | 6-8 | 240



3 | CAM MACK
So. | G | 6-2 | 175



4 | SHAMIEL STEVENSON
Jr. | G/F | 6-6 | 245



11 | DACHON BURKE JR.
Jr. | G | 6-4 | 180



13 | DERRICK WALKER
Jr. | F | 6-8 | 235



21 | JACE PIATKOWSKI
Jr. | G | 6-3 | 175



22 | HAANIF CHEATHAM
Sr. | G | 6-5 | 195



23 | JERVAY GREEN
Jr. | G | 6-3 | 210



24 | YVAN OUEDRAOGO
Fr. | F | 6-9 | 260



25 | MATEJ KAVAS
Sr. | G | 6-8 | 200



30 | CHARLIE EASLEY
Fr. | G | 6-2 | 190



34 | THORIR THORBJARNARSON
Jr. | G | 6-6 | 206



44 | BRET PORTER
Fr. | F | 6-6 | 215



45 | DALANO BANTON
So. | G | 6-8 | 195



FRED HOIBERG
Head Coach



MATT ABDELMASSIH
Assistant Coach



ARMON GATES
Assistant Coach



DOC SADLER
Assistant Coach



BOBBY LUTZ
Special Assistant to the
Head Coach



LUCA VIRGILIO
Director of Basketball
Operations



TIM WILSON
Strength Coach



MATT HOLT
Video Coordinator



BUZZY CARUTHERS
Director of Player
Development



R.J. PIETIG
Athletic Trainer



PAT NORRIS
Equipment Manager



SHERYL BURBACH
Assistant Director of
Basketball Operations



JOHN HARRIS JR.
Graduate Manager



VINCE FRITZ
Graduate Manager

Nebraska Team

Ranked in the top 5 (AP Poll) Never Happened
 Ranked in the top 10 (AP Poll) March 1, 1966
 Ranked in the top 20 (AP Poll) Jan. 2, 1995
 Ranked in the top 25 (AP Poll) Dec. 31, 2018 (No. 24)
 Ranked in the top 25 (USA Today Coaches Poll) Dec. 31, 2018 (No. 23)

Played AP Poll No. 1 ranked team lost at No. 1 Indiana (47-76), 2/13/2013
 Defeated AP Poll No. 1 ranked team at No. 1 Missouri (67-51), 2/6/1982
 Played AP Poll No. 2 ranked team lost at No. 2 Michigan (47-62), 1/9/13
 Defeated AP Poll No. 2 ranked team vs. No. 2 Oklahoma State (85-69), 2/5/1992
 Played Team Ranked 1-5 by AP lost at No. 3 Michigan State (57-86), 12/3/2017
 Defeated Team Ranked 1-5 by AP vs. No. 3 Texas (70-67), 2/19/2011
 Played Team Ranked 6-10 by AP lost to No. 9 Michigan State (76-91), 3/5/2019
 Defeated Team Ranked 6-10 by AP vs. No. 9 Wisconsin (77-68), 3/9/2014
 Defeated Team Ranked 11-25 by AP vs. No. 21 Maryland (68-61), 3/14/2019
 Defeated Team Ranked 1-10 by AP on Road at No. 9 Michigan State (60-51), 2/16/2014
 Defeated Ranked Team by AP on Road vs. No. 25 Indiana (66-51), 1/14/2019

Scored 100 or more points 106; vs. Mississippi Valley State, 11/6/2018
 Scored 90 or more points 90; at Indiana, 12/13/2019
 Scored 80 or more points 90; at Indiana, 12/13/2019
 Scored less than 50 points 47; vs. UC Riverside, 11/5/2019
 Scored less than 40 points 38; at Oregon, 12/15/2012
 Shot 75% from the field750, vs. Nebraska-Omaha (42-56), 1/25/1988 \$
 Shot 70% from the field723; vs. UNC Wilmington (34-47), 12/5/1997
 Shot 60% from the field628; vs. Northwestern (27-43), 2/3/2015

Made 50 or more free throws Never Happened
 Made 40 or more free throws 43; vs. Texas (43-59), 1/3/1996 - \$
 Made 30 or more free throws 37; vs. UTSA (37-50), 12/20/2017
 Made 25 or more free throws 25; vs. Illinois (25-30), 12/2/2018
 Attempted 60 or more free throws 60; vs. Kansas State (36-60), 1/11/1954 - \$
 Attempted 50 or more free throws 50; vs. UTSA (37-50), 12/20/2017
 Attempted 40 or more free throws 50; vs. UTSA (37-50), 12/20/2017
 Attempted 30 or more free throws 37; Southern (19-37), 11/22/2019
 Shot 100% from the foul line (min 10 att.) 1.000; at Penn State (16-16), 1/19/2013
 Shot 95% from the foul line (min 10 att.) 1.000; at Penn State, (16-16), 1/19/2013
 Shot 90% from the foul line (min 10 att.)913; vs. Oklahoma State (21-23), 12/16/2018

Made 20 or more 3-pointers Never Happened
 Made 15 or more 3-pointers 15; vs. Mississippi Valley State (15-37), 11/6/2018
 Made 10 or more 3-pointers 10; Iowa (10-26), 1/7/2020
 Made 0 3-pointers 0; vs. Jacksonville State (0-5), 12/18/2012
 Held Opponent to 0 3-pointers 0; Southeastern Louisiana, 11/22/2015
 Attempted 40 or more 3-pointers Never Happened
 Attempted 30 or more 3-pointers 30; vs. Indiana (9-30), 1/18/2020
 Attempted 20 or more 3-pointers 22; vs. Indiana (9-30), 1/18/2020
 Shot 75% from 3-point range (min. 10 att.)750, vs. UT-Pan American (9-12), 12/2/2009 - \$
 Shot 60% from 3-point range (min. 10 att.)647; vs. USC (11-17), 12/3/2012
 Shot 50% from 3-point range (min. 10 att.)500; vs. Washington State (9-18), 11/25/2019
 Shot 50% from 3-point range (min. 20 att.)571; vs. Southern (12-21), 11/22/2019

Had 60 or more rebounds 60; vs. Oral Roberts, 12/22/1999
 Had 50 or more rebounds 50; at Illinois, 2/2/2019

Had 30 or more assists 35, vs. Northeastern Illinois, 12/21/1994
 Had 25 or more assists 28; vs. North Carolina A&T, 12/19/2005
 Had 20 or more assists 22; vs. Purdue, 12/22/2019
 Had 15 or more assists 16; vs. Indiana, 1/18/2020

Had 20 or more steals 23, vs. Texas Tech, 3/4/1999 - \$
 Had 15 or more steals 15, Texas A&M-CC, 12/29/2019
 Had 10 or more steals 15, Texas A&M-CC, 12/29/2019

Had 15 or more blocked shots 15, vs. Coppin State, Dec. 6, 1996 - \$
 Had 10 or more blocked shots 14; at Northwestern, 1/2/2018

Had 30 or more turnovers 31, at Creighton, 12/11/2005
 Had 20 or more turnovers 22; vs. Wisconsin, 2/9/2017
 Had less than 5 turnovers 5; vs. Purdue, 2/23/2019

Nebraska Player...

Had 20 or more points: 25; Dachon Burke Jr. and 21; Haanif Cheatham at Indiana, 12/13/2019
Had 25 or more points: 25; Dachon Burke Jr. at Indiana, 12/13/2019
Had 30 or more points: 34; James Palmer Jr. vs. Rutgers, 3/13/2019
Had 40 or more points: 41; Aleks Maric vs. Kansas State, 2/13/2007

Had No Player in Double Figures: vs. Ohio State, 1/21/2012
Had Five Players with 10 or more points vs. Iowa, 1/7/2020
 Thorir Thorbjarnarson (17); Cam Mack (15); Haanif Cheatham (14); Dachon Burke Jr. (13); Kevin Cross (11)
Had Six Players with 10 or more points vs. Southeastern Louisiana, 11/11/2018
 James Palmer Jr (17); Glynn Watson Jr. (16); Isaac Copeland (11);
 Isaiah Roby (10); Thomas Allen (10); Brady Heiman (10)
Two Huskers with 20 or more points, same game: at Indiana, 12/13/2019
 Haanif Cheatham (21) and Dachon Burke (25)
Three Huskers with 20 or more points, same game: Iowa, 3/10/2019
 James Palmer Jr. (30), Glynn Watson Jr. (23), Isaiah Roby (23)
Two Huskers with 30 or more points, same game: vs. Oregon, 11/25/1995
 Tyronn Lue (30) & Jaron Boone (30) - only time in school history

Had 10 or more rebounds: 10; Cam Mack at Northwestern, 1/11/2020
Had 15 or more rebounds: 16; Isaiah Roby vs. Northwestern, 2/16/2019
Had 20 or more rebounds: 21; Kimani Ffriend vs. Oral Roberts, 12/22/1999
Had 25 or more rebounds: 26; Bill Johnson vs. Iowa State, 1/4/1954 - \$
Two Huskers with 10 or more rebounds, same game: vs. Stetson, 12/29/2017
 (Tanner Borchardt, 10; Jordy Tshimanga, 10)
Three Huskers with 10 or more rebounds, same game: vs. Texas Tech, 1/19/2000
 (Steffon Bradford 16; Kimani Ffriend 12; Louis Truscott 11)

Had 5 or more 3-pointers: 5; Thorir Thorbjarnarson at Ohio State (5-8), 1/14/2020
Had 6 or more 3-pointers: 7; Glynn Watson Jr. vs. Iowa (7-12), 3/10/2019
Had 7 or more 3-pointers: 7; Glynn Watson Jr. vs. Iowa (7-12), 3/10/2019
Had 8 or more 3-pointers: 8; Cary Cochran, vs. Baylor (8-13), 2/27/2002 - \$

Had 5 or more assists: 9; Cam Mack vs. Indiana, 1/18/2020
Had 10 or more assists: 12; Cam Mack vs. Iowa, 1/7/2020
Had 15 or more assists: 15; Charles Richardson vs. Rutgers, 12/2/2006
Had 18 or more assists: 18; Brian Carr, at Evansville, 1/3/1985 - \$

Had 5 or more blocked shots: 5; Isaiah Roby vs. Northwestern, 2/16/2019
Had 6 or more blocked shots: 6; Isaiah Roby vs. Eastern Illinois, 11/11/2017
Had 7 or more blocked shots: 7; John Turek vs. Colorado, 3/2/2005
Had 9 or more blocked shots: 9; Mikki Moore vs. Coppin State, 12/6/1996 - \$
Had 10 or more blocked shots: Never Happened

Had 5 or more steals: 6; Dachon Burke vs. George Mason, 11/26/2019
Had 6 or more steals: 6; Glynn Watson Jr. vs. Long Beach State, 11/26/2017
Had 7 or more steals: 7; Brandon Richardson at Ohio State, 1/3/2012
Had 8 or more steals: 8; Cookie Belcher vs. Oklahoma St., 2/7/2001 - \$
Had 10 or more steals: Never Happened

Had Triple-Double (Points/Rebounds/Assists): Cam Mack vs. Purdue, 12/15/2019 (11/10/12)
Had Double-Double (Points/Assists): Cam Mack vs. Iowa, 1/7/2019 (15/10)
Had Double-Double (Points/Rebounds): Cam Mack at Northwestern, 1/11/2020 (11/10)
Had Double-Double (Points/Steals): Never Happened
Had Double-Double (Points/Blocks): Never Happened

\$ - School Record - # - Tied School record
 As of 1/20/2020

2019-20 GAME-BY-GAME COMPARISON

Team	FG-FGA	Pct.	3FG-3FGA	Pct.	FT-FTA	Pct.	O-D	Reb.	PF	A	TO	B	S	Pts.	W/L
UC Riverside Nebraska	23-55 16-55	.418 .291	12-25 6-26	.480 .231	8-9 9-19	.889 .474	13-36 9-20	49 29	18 11	12 12	18 11	2 6	8 6	66 47	L
Southern Utah Nebraska	31-76 27-73	.408 .370	4-23 5-26	.174 .192	13-21 19-23	.619 .655	15-43 10-34	58 44	23 17	10 15	18 13	7 5	7 9	79 78	L (2OT)
South Dakota State Nebraska	29-70 35-71	.414 .493	3-21 7-26	.143 .269	12-18 13-23	.667 .565	14-30 13-32	44 45	20 19	7 16	13 11	4 3	5 5	73 90	W
Southern Nebraska	34-83 31-54	.419 .574	9-29 12-21	.310 .571	9-10 19-37	.900 .514	25-29 4-24	54 28	25 12	20 19	14 9	4 5	5 5	86 93	W (OT)
vs. Washington State Nebraska	27-73 30-57	.370 .526	6-27 9-18	.222 .500	11-16 13-25	.688 .520	15-29 7-34	44 41	23 16	9 11	13 15	3 2	6 5	71 82	W
vs. George Mason Nebraska	32-65 24-61	.492 .321	11-25 10-30	.440 .333	10-14 8-13	.714 .615	15-34 7-19	49 26	12 13	14 12	19 15	6 4	7 9	85 66	L
vs. South Florida Nebraska	27-70 27-49	.366 .551	8-27 6-14	.296 .429	5-6 14-19	.833 .737	17-22 3-26	39 29	15 10	12 10	8 9	3 1	4 2	67 74	W
at Georgia Tech Nebraska	32-73 21-65	.438 .323	5-23 6-26	.217 .231	4-8 8-18	.500 .444	12-35 12-31	47 43	17 14	19 14	16 18	8 2	9 7	73 56	L
at Creighton Nebraska	35-66 27-65	.530 .415	13-30 9-27	.433 .333	12-15 13-24	.800 .542	7-35 8-26	42 34	22 13	18 9	15 12	4 3	6 4	95 76	L
at Indiana Nebraska	32-68 33-75	.471 .440	5-25 12-32	.200 .375	27-38 12-18	.711 .667	19-35 11-20	54 31	14 23	14 19	15 9	6 0	5 5	96 90	L (OT)
Purdue at Nebraska	24-79 26-61	.304 .426	6-35 11-30	.171 .367	2-5 7-9	.400 .778	19-30 7-38	49 45	15 9	12 22	9 11	7 2	5 6	56 70	W
North Dakota at Nebraska	29-61 28-59	.475 .475	11-31 9-21	.355 .429	6-8 9-16	.750 .563	10-24 12-23	34 35	16 14	11 14	13 11	1 1	2 8	75 74	L
Texas A&M-Corpus Christi at Nebraska	20-63 23-66	.317 .348	7-22 7-25	.318 .280	5-13 20-28	.385 .714	14-33 15-34	47 49	20 15	9 13	21 12	7 4	7 15	52 73	W
Rutgers at Nebraska	34-63 20-63	.540 .317	5-15 8-31	.333 .258	6-12 14-21	.500 .667	16-32 15-16	48 31	16 11	16 15	13 7	4 2	3 7	79 62	L
Iowa at Nebraska	32-77 26-53	.416 .491	4-33 10-26	.121 .385	2-5 14-26	.400 .538	19-29 6-28	48 34	21 14	17 16	11 11	3 1	6 7	70 76	W
at Northwestern Nebraska	25-63 21-67	.397 .313	10-29 9-30	.345 .300	2-5 6-11	.400 .545	8-38 9-33	46 42	11 14	11 14	11 6	6 2	2 7	62 57	L
at No. 21 Ohio State Nebraska	30-55 28-66	.545 .424	10-22 9-22	.455 .409	10-15 3-5	.667 .600	8-27 12-20	35 32	13 15	17 15	12 9	9 3	2 2	80 68	L
Indiana at Nebraska	31-61 25-63	.508 .397	8-25 9-30	.308 .300	12-20 15-22	.600 .662	12-36 8-22	48 30	17 18	21 16	16 11	8 1	2 8	82 74	L-

2019-20 SUPERLATIVES

2019-20 NEBRASKA TEAM GAME HIGHS

POINTS	93	SOUTHERN U. (11/22/19)
	90	at Indiana (12/13/19)
	90	SOUTH DAKOTA ST. (11/15/19)
FIELD GOALS MADE	35	SOUTH DAKOTA ST. (11/15/19)
	33	at Indiana (12/13/19)
FIELD GOAL ATTEMPTS	75	at Indiana (12/13/19)
FIELD GOAL PERCENTAGE	.574 (31-54)	SOUTHERN U. (11/22/19)
	.551 (27-49)	vs South Fla. (11/27/19)
3 PT FIELD GOALS MADE	12	at Indiana (12/13/19)
	12	SOUTHERN U. (11/22/19)
3 PT FG ATTEMPTS	32	at Indiana (12/13/19)
3 PT FG PERCENTAGE	.571 (12-21)	SOUTHERN U. (11/22/19)
	.500 (9-18)	vs Washington St. (11/25/19)
FREE THROWS MADE	20	A&M-CORPUS CHRISTI (12/29/19)
	19	SOUTHERN U. (11/22/19)
	19	SOUTHERN UTAH (11/09/19)
FREE THROW ATTEMPTS	37	SOUTHERN U. (11/22/19)
FREE THROW PERCENTAGE	.778 (7-9)	PURDUE (12/15/19)
	.737 (14-19)	vs South Fla. (11/27/19)
REBOUNDS	49	A&M-CORPUS CHRISTI (12/29/19)
	45	PURDUE (12/15/19)
	45	SOUTH DAKOTA ST. (11/15/19)
ASSISTS	22	PURDUE (12/15/19)
	19	at Indiana (12/13/19)
	19	SOUTHERN U. (11/22/19)
STEALS	15	A&M-CORPUS CHRISTI (12/29/19)
	9	vs George Mason (11/26/19)
	9	SOUTHERN UTAH (11/09/19)
BLOCKED SHOTS	6	UC RIVERSIDE (11/05/19)
TURNOVERS	18	at Georgia Tech (12/04/19)
FOULS	23	at Indiana (12/13/19)

2019-20 OPPONENT TEAM GAME HIGHS

POINTS	96	at Indiana (12/13/19)
	95	at Creighton (12-07-19)
FIELD GOALS MADE	35	at Creighton (12-07-19)
	34	RUTGERS (01/03/20)
	34	SOUTHERN U. (11/22/19)
FIELD GOAL ATTEMPTS	83	SOUTHERN U. (11/22/19)
FIELD GOAL PERCENTAGE	.545 (30-55)	at Ohio St. (01/14/20)
	.540 (34-63)	RUTGERS (01/03/20)
3 PT FIELD GOALS MADE	13	at Creighton (12-07-19)
	12	UC RIVERSIDE (11/05/19)
3 PT FG ATTEMPTS	35	PURDUE (12/15/19)
3 PT FG PERCENTAGE	.480 (12-25)	UC RIVERSIDE (11/05/19)
	.455 (10-22)	at Ohio St. (01/14/20)
FREE THROWS MADE	27	at Indiana (12/13/19)
	13	SOUTHERN UTAH (11/09/19)
FREE THROW ATTEMPTS	38	at Indiana (12/13/19)
FREE THROW PERCENTAGE	.900 (9-10)	SOUTHERN U. (11/22/19)
	.889 (8-9)	UC RIVERSIDE (11/05/19)
REBOUNDS	58	SOUTHERN UTAH (11/09/19)
	54	at Indiana (12/13/19)
	54	SOUTHERN U. (11/22/19)
ASSISTS	21	INDIANA (01/18/20)
	20	SOUTHERN U. (11/22/19)
STEALS	9	at Georgia Tech (12/04/19)
	8	UC RIVERSIDE (11/05/19)
BLOCKED SHOTS	9	at Ohio St. (01/14/20)
	8	INDIANA (01/18/20)
	8	at Georgia Tech (12/04/19)
TURNOVERS	21	A&M-CORPUS CHRISTI (12/29/19)
FOULS	25	SOUTHERN U. (11/22/19)

2019-20 NEBRASKA TEAM GAME LOWS

POINTS	47	UC RIVERSIDE (11/05/19)
	56	at Georgia Tech (12/04/19)
FIELD GOALS MADE	16	UC RIVERSIDE (11/05/19)
	20	RUTGERS (01/03/20)
FIELD GOAL ATTEMPTS	49	vs South Fla. (11/27/19)
FIELD GOAL PERCENTAGE	.291 (16-55)	UC RIVERSIDE (11/05/19)
	.313 (21-67)	at Northwestern (01/11/20)
3 PT FIELD GOALS MADE	5	SOUTHERN UTAH (11/09/19)
	6	UC RIVERSIDE (11/05/19)
	6	vs South Fla. (11/27/19)
	6	at Georgia Tech (12/04/19)
3 PT FG ATTEMPTS	14	vs South Fla. (11/27/19)
3 PT FG PERCENTAGE	.192 (5-26)	SOUTHERN UTAH (11/09/19)
	.231 (6-26)	UC RIVERSIDE (11/05/19)
	.231 (6-26)	at Georgia Tech (12/04/19)
FREE THROWS MADE	3	at Ohio St. (01/14/20)
	6	at Northwestern (01/11/20)
FREE THROW ATTEMPTS	5	at Ohio St. (01/14/20)
FREE THROW PERCENTAGE	.444 (8-18)	at Georgia Tech (12/04/19)
	.474 (9-19)	UC RIVERSIDE (11/05/19)
REBOUNDS	26	vs George Mason (11/26/19)
	28	SOUTHERN U. (11/22/19)
ASSISTS	9	at Creighton (12-07-19)
	10	vs South Fla. (11/27/19)
STEALS	2	vs South Fla. (11/27/19)
	2	at Ohio St. (01/14/20)
BLOCKED SHOTS	0	at Indiana (12/13/19)
TURNOVERS	6	at Northwestern (01/11/20)
FOULS	9	PURDUE (12/15/19)

2019-20 OPPONENT TEAM GAME LOWS

POINTS	52	A&M-CORPUS CHRISTI (12/29/19)
	56	PURDUE (12/15/19)
FIELD GOALS MADE	20	A&M-CORPUS CHRISTI (12/29/19)
	23	UC RIVERSIDE (11/05/19)
FIELD GOAL ATTEMPTS	55	UC RIVERSIDE (11/05/19)
	55	at Ohio St. (01/14/20)
FIELD GOAL PERCENTAGE	.304 (24-79)	PURDUE (12/15/19)
	.317 (20-63)	A&M-CORPUS CHRISTI (12/29/19)
3 PT FIELD GOALS MADE	3	SOUTH DAKOTA ST. (11/15/19)
3 PT FG ATTEMPTS	15	RUTGERS (01/03/20)
3 PT FG PERCENTAGE	.121 (4-33)	IOWA (01/07/20)
	.143 (3-21)	SOUTH DAKOTA ST. (11/15/19)
FREE THROWS MADE	2	PURDUE (12/15/19)
	2	IOWA (01/07/20)
	2	at Northwestern (01/11/20)
FREE THROW ATTEMPTS	5	PURDUE (12/15/19)
	5	IOWA (01/07/20)
	5	at Northwestern (01/11/20)
FREE THROW PERCENTAGE	.385 (5-13)	A&M-CORPUS CHRISTI (12/29/19)
REBOUNDS	34	NORTH DAKOTA (12/21/19)
	35	at Ohio St. (01/14/20)
ASSISTS	7	SOUTH DAKOTA ST. (11/15/19)
STEALS	2	NORTH DAKOTA (12/21/19)
	2	at Northwestern (01/11/20)
	2	at Ohio St. (01/14/20)
	2	INDIANA (01/18/20)
BLOCKED SHOTS	1	NORTH DAKOTA (12/21/19)
TURNOVERS	9	vs South Fla. (11/27/19)
	9	PURDUE (12/15/19)
FOULS	11	at Northwestern (01/11/20)

2019-20 SUPERLATIVES

NEBRASKA WIN/LOSS MARGIN

	1	2	3	4	5	6	7	8	9	10	11	12	13	14	15	16	17	18	19	20	+20
Husker Wins	0	0	0	0	0	1	2	0	0	0	1	0	0	1	0	0	1	0	0	0	1
Husker Losses	2	0	0	0	1	1	0	1	0	0	0	1	0	0	0	0	2	0	3	0	0

2019-20 NEBRASKA INDIVIDUAL GAME HIGHS

Points	26	Haanif Cheatham vs South Fla. (11/27/19)
	25	Dachon Burke at Indiana (12/13/19)
	24	Cam Mack vs South Dakota St. (11/15/19)
Field Goals Made	9	Dachon Burke at Indiana (12/13/19)
	8	Haanif Cheatham vs South Fla. (11/27/19)
	8	Dachon Burke vs South Fla. (11/27/19)
	8	Haanif Cheatham vs Washington St. (11/25/19)
	8	Cam Mack vs South Dakota St. (11/15/19)
	8	Haanif Cheatham vs South Dakota St. (11/15/19)
	8	Kevin Cross vs Southern Utah (11/09/19)
Field Goal Att.	18	Jervay Green vs Southern Utah (11/09/19)
	16	Dachon Burke at Indiana (12/13/19)
FG Pct (min 5 made)	.800 (8-10)	Haanif Cheatham vs Washington St. (11/25/19)
	.778 (7-9)	Cam Mack vs North Dakota (12/21/19)
3-Point FG Made	5	Thor Thorbjarnarson at Ohio St. (01/14/20)
	4	Matej Kavas vs North Dakota (12/21/19)
	4	Dachon Burke vs Purdue (12/15/19)
	4	Dachon Burke at Indiana (12/13/19)
	4	Thor Thorbjarnarson at Creighton (12-07-19)
	4	Jervay Green vs Southern U. (11/22/19)
3-Point FG Att.	10	Jervay Green at Georgia Tech (12/04/19)
	8	Cam Mack vs Indiana (01/18/20)
	8	Thor Thorbjarnarson at Ohio St. (01/14/20)
	8	Dachon Burke at Indiana (12/13/19)
	8	Cam Mack at Indiana (12/13/19)
	8	Jervay Green vs Southern Utah (11/09/19)
3-Pt FG Pct (min 2 made)	1.000 (2-2)	Thor Thorbjarnarson vs Southern U. (11/22/19)
	.800 (4-5)	Matej Kavas vs North Dakota (12/21/19)
	.800 (4-5)	Thor Thorbjarnarson at Creighton (12-07-19)
Free Throws Made	9	Haanif Cheatham vs South Fla. (11/27/19)
	8	Haanif Cheatham vs A&M-Corpus Christi (12/29/19)
Free Throw Att.	11	Cam Mack vs Indiana (01/18/20)
	11	Haanif Cheatham vs South Fla. (11/27/19)
	11	Cam Mack vs Washington St. (11/25/19)
FT Pct (min 4 made)	1.000 (4-4)	Dachon Burke vs Southern Utah (11/09/19)
	.889 (8-9)	Haanif Cheatham vs A&M-Corpus Christi (12/29/19)
Rebounds	14	Yvan Ouedraogo vs A&M-Corpus Christi (12/29/19)
	12	Yvan Ouedraogo vs South Dakota St. (11/15/19)
Assists	12	Cam Mack vs Purdue (12/15/19)
	11	Cam Mack vs Southern Utah (11/09/19)
Steals	5	Dachon Burke vs George Mason (11/26/19)
	4	Thor Thorbjarnarson vs A&M-Corpus Christi (12/29/19)
Blocked Shots	3	Dachon Burke vs A&M-Corpus Christi (12/29/19)
	3	Jervay Green vs UC Riverside (11/05/19)
Turnovers	5	Cam Mack vs North Dakota (12/21/19)
	5	Cam Mack vs Washington St. (11/25/19)
	5	Yvan Ouedraogo vs South Dakota St. (11/15/19)
Minutes	46	Jervay Green vs Southern Utah (11/09/19)
	45	Cam Mack at Indiana (12/13/19)

2019-20 OPPONENT INDIVIDUAL GAME HIGHS

Points	31	Micah Bradford vs Southern U. (11/22/19)
	30	Marcus Zegarowski at Creighton (12-07-19)
	27	CJ Elleby vs Washington St. (11/25/19)
Field Goals Made	13	Marcus Zegarowski at Creighton (12-07-19)
	11	Micah Bradford vs Southern U. (11/22/19)
Field Goal Att.	23	Joe Wieskamp vs Iowa (01/07/20)
	21	CJ Elleby vs Washington St. (11/25/19)
FG Pct (min 5 made)	1.000 (8-8)	Caleb McConnell vs Rutgers (01/03/20)
	.875 (7-8)	Joey Brunk vs Indiana (01/18/20)
3-Point FG Made	6	Micah Bradford vs Southern U. (11/22/19)
	5	Jamal Hartwell II vs George Mason (11/26/19)
3-Point FG Att.	11	Micah Bradford vs Southern U. (11/22/19)
	10	Miller Kopp at Northwestern (01/11/20)
	10	Joe Wieskamp vs Iowa (01/07/20)
	10	Jamal Hartwell II vs George Mason (11/26/19)
3-Pt FG Pct (min 2 made)	1.000 (2-2)	Caleb McConnell vs Rutgers (01/03/20)
	.667 (4-6)	DJ McDonald vs UC Riverside (11/05/19)
	.667 (2-3)	Jerome Hunter vs Indiana (01/18/20)
	.667 (2-3)	CJ Walker at Ohio St. (01/14/20)
	.667 (2-3)	Pat Spencer at Northwestern (01/11/20)
	.667 (2-3)	Damien Jefferson at Creighton (12-07-19)
	.667 (2-3)	Rashun Williams vs South Fla. (11/27/19)
Free Throws Made	7	Trayce Jackson-Davis at Indiana (12/13/19)
	7	CJ Elleby vs Washington St. (11/25/19)
	7	Dwayne Morgan vs Southern Utah (11/09/19)
Free Throw Att.	11	Trayce Jackson-Davis at Indiana (12/13/19)
	10	Justin Smith at Indiana (12/13/19)
FT Pct (min 4 made)	1.000 (7-7)	CJ Elleby vs Washington St. (11/25/19)
	1.000 (6-6)	Ty-Shon Alexander at Creighton (12-07-19)
	1.000 (4-4)	Aljami Durham at Indiana (12/13/19)
	1.000 (4-4)	Jordan Miller vs George Mason (11/26/19)
Rebounds	18	Luka Garza vs Iowa (01/07/20)
	18	George Willborn III vs UC Riverside (11/05/19)
Assists	7	Michael Devoe at Georgia Tech (12/04/19)
	6	Marcus Zegarowski at Creighton (12-07-19)
	6	Jamal Hartwell II vs George Mason (11/26/19)
Steals	4	Javon Greene vs George Mason (11/26/19)
	4	Jakolby Long vs Southern Utah (11/09/19)
Blocked Shots	5	AJ Wilson vs George Mason (11/26/19)
	4	Irshaad Hunte vs A&M-Corpus Christi (12/29/19)
	4	Matt Haarms vs Purdue (12/15/19)
Turnovers	6	Pat Spencer at Northwestern (01/11/20)
	6	Michael Devoe at Georgia Tech (12/04/19)
	6	George Willborn III vs UC Riverside (11/05/19)
Fouls	5	Aljami Durham at Indiana (12/13/19)
	5	Christian Bishop at Creighton (12-07-19)
	5	Jayden Saddler vs Southern U. (11/22/19)
	5	Micah Bradford vs Southern U. (11/22/19)

2019-20 RECORD BY STARTING LINEUP

No.	Starting Lineup	Record
1.	Burke, Cheatham, Green, Mack, Ouedraogo	3-4
2.	Burke, Cheatham, Green, Kavas, Ouedraogo	1-0
3.	Burke, Cheatham, Green, Ouedraogo, Thorbjarnarson	0-1
4.	Burke, Cheatham, Mack, Ouedraogo, Thorbjarnarson	3-6

RECAPS

(-----Nebraska Individual Leaders-----)

Date	Opponent	Result	Record (B1G)	Attend.	Points	Rebounds	Assists	Steals
11/5	UC Riverside	L, 47-66	0-1 (0-0)	15,745	(11) Mack	(9) Mack	(3) Mack, Cheatham	(2) Green, Ouedraogo
11/9	Southern Utah	L, 78-79 (2OT)	0-2 (0-0)	15,828	(19) Cross	(8) Green	(11) Mack	(3) Green
11/15	South Dakota State	W, 90-73	1-2 (0-0)	15,946	(24) Mack	(12) Ouedraogo	(5) Green	(3) Mack
11/22	Southern	W, 93-86 (OT)	2-2 (0-0)	15,931	(22) Green	(7) Cheatham	(8) Mack	(2) Green
11/25	vs. Washington State	W, 82-71	3-2 (0-0)	660	(19) Cheatham	(8) Mack, Green, Cross	(6) Mack	(3) Mack
11/26	vs. George Mason	L, 66-85	3-3 (0-0)	1,066	(14) Burke	(5) Ouedraogo, Cross	(5) Green	(5) Burke
11/27	vs. South Florida	W, 74-67	4-3 (0-0)	512	(26) Cheatham	(5) Ouedraogo	(7) Mack	(2) Mack
12/4	at Georgia Tech	L, 56-73	4-4 (0-0)	5,133	(14) Cheatham	(11) Cheatham	(6) Mack	(2) Cheatham, Thorbjarnarson
12/7	at Creighton	L, 76-95	4-5 (0-0)	18,068	(14) Cheatham	(7) Burke	(3) Mack	(2) Burke
12/13	at Indiana*	L, 90-96 (OT)	4-6 (0-1)	17,222	(25) Burke	(10) Ouedraogo	(10) Mack	(2) Burke, Mack
12/15	Purdue*	W, 70-54	5-6 (1-1)	15,654	(18) Burke	(10) Mack	(12) Mack	(2) Burke, Cheatham
12/21	North Dakota	L, 74-75	5-7 (1-1)	15,010	(19) Mack	(9) Ouedraogo	(7) Mack	(3) Burke
12/29	Texas A&M-Corpus Christi	W, 73-52	6-7 (1-1)	14,968	(17) Cheatham	(14) Ouedraogo	(5) Mack	(4) Thorbjarnarson
1/3	Rutgers*	L, 62-79	6-8 (1-2)	15,024	(16) Cheatham	(5) Mack, Burke	(6) Mack	(2) Green
1/7	Iowa *	W, 76-70	7-8 (2-2)	14,722	(17) Thorbjarnarson	(9) Thorbjarnarson	(10) Mack	(2) Thorbjarnarson, Easley
1/11	at Northwestern *	L, 57-62	7-9 (2-3)	5,664	(11) Mack	(10) Mack	(7) Mack	(3) Cheatham
1/14	at No. 21 Ohio State *	L, 68-80	7-10 (2-4)	12,954	(15) Thorbjarnarson	(6) Thorbjarnarson	(6) Mack	(1) Mack, Burke
1/18	Indiana *	L, 74-82	7-11 (2-5)	15,925	(20) Mack	(9) Thorbjarnarson	(9) Mack	(3) Thorbjarnarson, Easley

THE LAST TIME...

Nebraska...	A Nebraska Opponent...
Scored 100 or more points.....106; vs. Mississippi Valley State, 11/6/18	101; TCU, 3/15/99
Scored 90 or more points.....90; at Indiana, 12/13/19	96; at Indiana, 12/13/19
Scored 41 to 50 points.....47; UC Riverside, 11/5/19	50; Northwestern, 2/16/19
Scored 40 or fewer points.....38; at Oregon, 12/15/12	38; Southwest Minnesota State, 12/28/18
Shot 70% from the field......723; vs. UNC Wilmington 12/5/97 (34-47)	.723; Kansas, 2/2/85 (34-47)
Shot 60% from the field......628; vs. Northwestern, 2/3/15 (27-43)	.630; Michigan, 3/5/17 (34-54)
Shot 90% from the free throw line (Min 10 attempts)......909; vs. Southwest Minnesota State, 12/28/18 (10-11)	.917; vs. Wisconsin (BTT), 3/15/19 (11-12)
Made 10, 3-Point Field Goals.....10; Iowa, 1/7/20 (10-26)	10; Northwestern, 1/11/20 (10-29)
Had 60 rebounds.....60; vs. Oral Roberts, 12/22/99	62; Colorado, 2/15/75
Had 50 rebounds.....50; at Illinois, 2/2/19	54; at Indiana, 12/13/19
Had 30 assists.....35, vs. Northeastern Illinois, 12/21/94	30; Iowa State, 2/3/93
Had 15 steals.....15, vs. Texas A&M-Corpus Christi 12/29/19	15; Florida State, 12/31/05
Had 10 blocked shots.....14; at Northwestern, 1/2/18	11; at Michigan State, 12/3/17
Had 10 or fewer turnovers.....6, at Northwestern, 1/11/20	9; Purdue, 12/15/19
Had 20 or more turnovers.....22; vs. Wisconsin, 2/9/17	22; vs. Rutgers (BTT), 3/13/19
Had three players with 20 points.....vs. Iowa, 3/10/19	Michigan, 1/14/17
.....(Palmer Jr. 27; Watson Jr. 23; Roby 23)	(Wagner 23, Irvin 21, Walton 20)
Had three players with 10 rebounds.....vs. Texas Tech, 1/19/00	at Kansas, 1/9/02
.....(Bradford 16, Friend 12, Truscott 11)	(Collison 13, Gooden 12, Simien 10)
Had five players reach double-figure points.....vs. Iowa, 1/7/2020	at Ohio State, 1/14/20
.....(Thorbjarnarson 17; Mack 15; Cheatham 14; Burke 13; Cross 11)	(A.Wesson 11; Young 10; K. Wesson 13, Carton 13; Walker 18; Liddel 10)
Had a player score 40 points.....41; Aleks Maric, vs. Kansas State, 2/13/07	41; Jarrius Jackson, Texas Tech, 2/18/06
Had a player score 30 points.....30; James Palmer Jr. vs. Rutgers (BTT), 3/13/19	30; Marcus Zegarowski, Creighton, 12/7/19
Had a player grab 15 rebounds.....16; Isaiah Roby vs. Northwestern, 2/16/19	18; Luka Garza, Iowa 1/7/20
Had a player dish out 10 assists.....10; Cam Mack vs. Iowa, 1/7/20	10; Xavier Simpson, Michigan, 2/28/19
Had a player collect five steals.....5; Dachon Burke vs. George Mason, 11/26/18	7; Josh Reeves, Penn State, 2/25/18
Had a player block five shots.....5; Isaiah Roby vs. Maryland, 2/6/18	5; AJ Wilson, George Mason, 11/26/19
Had a player with a triple double.....11 pt/10 reb/12 asst.; Cam Mack v. Purdue, 12/15/19	

MISC REVIEW

Nebraska Record When:	All (W)	All (L)	H (W)	H (L)	A (W)	A (L)						
Ahead at Halftime	5	1	5	1	0	0	Rebounds are Even	0	0	0	0	0
Behind at Halftime	2	10	0	4	2	6	Committing More TOs than Opp	2	1	1	0	1
Tied at Halftime	0	0	0	0	0	0	Committing Fewer TOs than Opp	3	10	3	5	0
Bench Outscores Opponent's	4	5	3	1	1	4	Turnovers are Even	2	0	1	0	1
Opponent Bench Outscores NU	3	5	2	4	1	1	Leading with 5:00 left	7	1	5	1	2
Bench scoring is even	0	1	0	0	0	1	Trailing with 5:00 left	0	10	0	4	0
Shooting 50% or Better	3	0	1	0	2	0	Tied with 5:00 left	0	0	0	0	0
Shooting Under 50%	4	11	4	5	0	6	In Overtime	1	2	1	1	0
Opp. Shoots 50% or Better	0	4	0	2	0	2	Scoring 80 or more points	3	1	2	0	1
Opp. Shoots Under 50%	7	7	5	3	2	4	Scoring 61 to 79 points	4	7	3	4	1
Outshooting Opponent (pct.)	6	0	5	0	1	0	Scoring 60 or fewer points	0	3	0	1	0
Outshot by Opponent (pct.)	1	10	0	4	1	6	Allowing 80 or more points	1	5	1	1	0
Shooting is even	0	1	0	1	0	0	Allowing 61 to 79 points	4	6	2	4	2
Outrebounding Opponent	2	1	2	1	0	0	Allowing 60 or fewer points	2	0	2	0	0
Outrebounded by Opponent	5	10	3	4	2	6						

MISC REVIEW

Biggest margin of victory	21, Texas A&M-Corpus Christi (12/29)	Biggest halftime lead surrendered in loss	11, Southern Utah (11/9)
Biggest margin of defeat	19, UC Riverside (11/5); vs. George Mason (11/26); at Creighton (12/7)	Largest lead at any time	31, South Dakota State (11/15)
Largest deficit overcome in win.....	8, Southern (11/22)	Largest deficit at any time	32, at Creighton (12/7)
Largest halftime deficit overcome in win	N/A	Largest runs without opponent scoring	13, South Dakota State (8:10-4:22, 1st)
Largest lead surrendered in loss.....	14, Southern Utah (11/9)	Largest opponent run without NU scoring.....	13, Southern (3:40-1:14, 1st)

SPECIALITY STATS

Opponent	NU-Opp Paint	NU-Opp off TO	NU-Opp 2nd Ch.	NU-Opp Bench	Largest Lead	Largest Deficit	Tip	1st Sub(s)
UC Riverside	18-22	14-3	0-11	14-18	9, (13:12, 1st)	20 (1:19, 2nd)	Won	Cross, Kavas
Southern Utah	42-48	12-13	3-9	28-29	15 (4:10, 1st)	4 (0:05, 2nd)	Lost	Cross
South Dakota State	50-48	16-7	11-13	20-24	31 (4:50, 1st)	-	Won	Cross
Southern	38-38	18-11	3-16	30-23	13 (5:07, 1st)	8 (14:06, 2nd)	Lost	Cross, Kavas
vs. Washington State	40-42	19-17	4-20	19-14	16 (7:22, 2nd)	6 (6:44, 1st)	Won	Cross
vs. George Mason	24-34	15-11	9-17	26-15	2 (10:44, 1st)	21 (2nd, 1:23)	Lost	Cross
vs. South Florida	32-34	12-10	2-15	12-19	8 (8:14, 1st)	8 (2nd, 6:42)	Lost	Cross
at Georgia Tech	30-48	10-18	5-7	13-10	4 (12:32, 1st)	20 (2nd, 0:16)	Lost	Cross
at Creighton	34-38	11-11	10-7	29-12	-	32 (2nd, 18:36)	Won	Mack, Cross
at Indiana	42-52	21-10	10-26	3-28	4 (7:04, 1st)	9 (1st, 16:57)	Lost	Cross
Purdue	26-32	13-12	9-12	13-17	16 (0:24, 2nd)	3 (1st, 6:19)	Lost	Cross, Kavas
North Dakota	36-30	15-16	6-11	24-8	4 (18:33, 1st)	8 (2nd, 10:37)	Won	Cross, Green
Texas A&M-Corpus Christi	32-22	24-13	17-6	23-21	24 (5:18, 2nd)	1 (1st, 17:52)	Won	Cross, Green
Rutgers	24-52	11-15	0-12	21-24	5 (13:06, 1st)	22 (2nd, 10:58)	Lost	Cross
Iowa	26-52	10-16	3-17	12-4	12 (8:03, 1st)	1 (2nd, 12:41)	Lost	Cross, Kavas
at Northwestern	22-22	7-6	2-11	20-15	5 (17:13, 1st)	18 (1st, 1:13)	Lost	Cross
at No. 21 Ohio State	38-34	17-15	13-12	15-15	4 (17:29, 1st)	25 (2nd, 8:25)	Lost	Cross
Indiana	30-40	13-10	9-15	15-21	9 (12:18, 1st)	19 (2nd, 15:02)	Lost	Cross

NEBRASKA SEASON/CAREER BESTS

#0 AKOL AROP

Points

Season: 2 at Creighton (12/7)

Career: Same

Rebounds

Season: 4 at Creighton (12/7)

Career: Same

Field Goals

Season: None

Career: Same

Field Goal Attempts

Season: 1 vs. UC Riverside (11/5); at Creighton (12/7)

Career: Same

3-Point Field Goals

Season: None

Career: Same

3-Point Field Goal Attempts

Season: 1 vs. UC Riverside (11/5)

Career: Same

Free Throws

Season: 2 at Creighton (12/7)

Career: Same

Free Throw Attempts

Season: 2 at Creighton (12/7)

Career: Same

Assists

Season: None

Career: Same

Steals

Season: None

Career: Same

Blocks

Season: 1 at Creighton (12/7)

Career: Same

Minutes Played

Season: 3 at Creighton (12/7)

Career: Same

#1 KEVIN CROSS

Points

Season: 19 vs. Southern Utah (11/9)

Career: Same

Rebounds

Season: 8 vs. Washington State (11/25)

Career: Same

Field Goals

Season: 8 vs. Southern Utah (11/9)

Career: Same

Field Goal Attempts

Season: 15 vs. Southern Utah (11/9)

Career: Same

3-Point Field Goals

Season: 3 at Northwestern (1/11)

Career: Same

3-Point Field Goal Attempts

Season: 7 at Northwestern (1/11)

Career: Same

Free Throws

Season: 3 vs. Rutgers (1/4)

Career: Same

Free Throw Attempts

Season: 3 vs. Rutgers (1/4)

Career: Same

Assists

Season: 3 vs. Purdue (12/15); vs. TAMU-CC (12/29)

Career: Same

Steals

Season: 1 vs. Purdue (12/15); vs. TAMU-CC (12/29)

Career: Same

Blocks

Season: 2 vs. SDSU (11/15); vs. Washington State (11/25)

Career: Same

Minutes Played

Season: 36 vs. Southern Utah (11/9)

Career: Same

#3 CAM MACK

Points

Season: 24 vs. SDSU (11/15)

Career: Same

Rebounds

Season: 10 vs. Purdue (12/15); at Northwestern (1/11)

Career: Same

Field Goals

Season: 8 vs. SDSU (11/15)

Career: Same

Field Goal Attempts

Season: 15 at Ohio State (1/14)

Career: Same

3-Point Field Goals

Season: 3 five times, last vs. Indiana (1/18)

Career: Same

3-Point Field Goal Attempts

Season: 8 at Indiana (12/13); vs. Indiana (1/18)

Career: Same

Free Throws

Season: 7 vs. Indiana (1/18)

Career: Same

Free Throw Attempts

Season: 11 vs. Washington State (11/25); vs. Indiana (1/18)

Career: Same

Assists

Season: 12 vs. Purdue (12/15)

Career: Same

Steals

Season: 3 three times, last vs. TAMU-CC (12/29)

Career: Same

Blocks

Season: 2 four times, last at Ohio State (1/14)

Career: Same

Minutes Played

Season: 45 at Indiana (12/13)

Career: Same

#11 DACHON BURKE JR.

Points

Season: 25 at Indiana (12/13)

Career: Same

Rebounds

Season: 7 vs. SDSU (11/15); vs. Purdue (12/15)

Career: Same

Field Goals

Season: 9 at Indiana (12/13)

Career: Same

Field Goal Attempts

Season: 14 at Northwestern (1/11)

Career: Same

3-Point Field Goals

Season: 4 at Indiana (12/13); vs. Purdue (12/15)

Career: Same

3-Point Field Goal Attempts

Season: 9 at Indiana (12/13)

Career: Same

Free Throws

Season: 6 vs. SDSU (11/15)

Career: Same

Free Throw Attempts

Season: 9 vs. SDSU (11/15)

Career: Same

Assists

Season: 2 seven times, last at Ohio State (1/14)

Career: Same

Steals

Season: 5 vs. George Mason (11/26)

Career: Same

Blocks

Season: 3 vs. TAMU-CC (12/29)

Career: Same

Minutes Played

Season: 40 at Indiana (12/13)

Career: Same

#22 HAANIF CHEATHAM

Points

Season: 26 vs. South Florida (11/27/19)

Career: Same

Rebounds

Season: 11 at Georgia Tech (12/4)

Career: Same

Field Goals

Season: 9 vs. South Florida (11/27/19)

Career: Same

Field Goal Attempts

Season: 15 at Indiana (12/13)

Career: Same

3-Point Field Goals

Season: 2 five times, last vs. Indiana (1/18)

Career: Same

3-Point Field Goal Attempts

Season: 6 at Indiana (12/13)

Career: Same

Free Throws

Season: 9 vs. South Florida (11/27/19)

Career: Same

Free Throw Attempts

Season: 11 vs. South Florida (11/27/19)

Career: Same

Assists

Season: 4 vs. Purdue (12/15)

Career: Same

Steals

Season: 3 at Northwestern (1/11)

Career: Same

Blocks

Season: 1 vs. Southern Utah (11/9); vs. SDSU (11/15)

Career: Same

Minutes Played

Season: 41 at Indiana (12/13)

Career: Same

#23 JERVAY GREEN

Points

Season: 22 vs. Southern (11/22)

Career: Same

Rebounds

Season: 8 vs. So. Utah (11/9); vs. Washington State (11/25)

Career: Same

Field Goals

Season: 7 vs. Southern (11/22)

Career: Same

Field Goal Attempts

Season: 18 vs. Southern Utah (11/9)

Career: Same

3-Point Field Goals

Season: 4 vs. Southern (11/22)

Career: Same

3-Point Field Goal Attempts

Season: 10 at Georgia Tech (12/4)

Career: Same

Free Throws

Season: 4 vs. Southern Utah (11/9); vs. Southern (11/22)

Career: Same

Free Throw Attempts

Season: 7 vs. Southern (11/22)

Career: Same

Assists

Season: 6 vs. Southern (11/22)

Career: Same

Steals

Season: 3 vs. Southern Utah (11/9)

Career: Same

Blocks

Season: 3 vs. UC Riverside (11/5)

Career: Same

Minutes Played

Season: 46 vs. Southern Utah (11/9)

Career: Same

#24 YVAN OUEDRAOGO

Points

Season: 11 vs. Southern (11/22); vs. TAMU-CC (12/29)

Career: Same

Rebounds

Season: 14 vs. TAMU-CC (12/29)

Career: Same

Field Goals

Season: 4 three times, last at Ohio State (1/14)

Career: Same

Field Goal Attempts

Season: 11 at Indiana (12/13)

Career: Same

3-Point Field Goals

Season: None

Career: Same

3-Point Field Goal Attempts

Season: None

Career: Same

Free Throws

Season: 5 vs. Southern (11/22); vs. TAMU-CC (12/29)

Career: Same

Free Throw Attempts

Season: 7 vs. Southern (11/22); vs. TAMU-CC (12/29)

Career: Same

Assists

Season: 3 vs. Iowa (1/7/20)

Career: Same

Steals

Season: 2 vs. UC Riverside (11/5); vs. George Mason (11/26)

Career: Same

Blocks

Season: 2 vs. George Mason (11/26)

Career: Same

Minutes Played

Season: 32 at Indiana (12/13)

Career: Same

#25 MATEJ KAVAS

Points

Season: 12 vs. North Dakota (12/21)

Career: Same

Rebounds

Season: 5 vs. TAMU-CC (12/29)

Career: Same

Field Goals

Season: 4 three times, last vs. TAMU-CC (12/29)

Career: Same

Field Goal Attempts

Season: 9 vs. TAMU-CC (12/29)

Career: Same

3-Point Field Goals

Season: 4 vs. North Dakota (12/21)

Career: Same

3-Point Field Goal Attempts

Season: 7 at Creighton (12/7)

Career: Same

Free Throws

Season: 5 vs. George Mason (11/26)

Career: Same

Free Throw Attempts

Season: 6 vs. George Mason (11/26)

Career: Same

Assists

Season: 1 seven times, last at Northwestern (1/11)

Career: Same

Steals

Season: 1 three times, last vs. TAMU-CC (12/29)

Career: Same

Blocks

Season: 1 vs. Southern (11/22)

Career: Same

Minutes Played

Season: 25 vs. UC Riverside (11/5)

Career: Same

NEBRASKA SEASON/CAREER BESTS

#30 CHARLIE EASLEY

Points

Season: 8 vs. Indiana (1/18)

Career: Same

Rebounds

Season: 1 three times, last vs. Indiana (1/18)

Career: Same

Field Goals

Season: 2 at Creighton (12/7); vs. Indiana (1/18)

Career: Same

Field Goal Attempts

Season: 4 vs. Indiana (1/18)

Career: Same

3-Point Field Goals

Season: 2 vs. Indiana (1/18)

Career: Same

3-Point Field Goal Attempts

Season: 3 three times, last vs. Indiana (1/18)

Career: Same

Free Throws

Season: 3 vs. Rutgers (1/4)

Career: Same

Free Throw Attempts

Season: 3 vs. Rutgers (1/4)

Career: Same

Assists

Season: 1 three times, last at Ohio State (1/14)

Career: Same

Steals

Season: 3 vs. Indiana (1/18)

Career: Same

Blocks

Season: None

Career: Same

Minutes Played

Season: 16 vs. Iowa (1/7/20); vs. Indiana (1/18)

Career: Same

#34 THORIR THORBJARNARSON

Points

Season: 17 at Indiana (12/13); vs. Iowa (1/7/20)

Career: same

Rebounds

Season: 9 vs. Iowa (1/7/20); vs. Indiana (1/18)

Career: 10 vs. Wisconsin (1/29/18)

Field Goals

Season: 7 at Indiana (12/13)

Career: same

Field Goal Attempts

Season: 12 at Indiana (12/13)

Career: same

3-Point Field Goals

Season: 5 at Ohio State (1/14)

Career: same

3-Point Field Goal Attempts

Season: 8 at Ohio State (1/14)

Career: same

Free Throws

Season: 5 vs. Purdue (12/15)

Career: same

Free Throw Attempts

Season: 6 vs. Purdue (12/15)

Career: same

Assists

Season: 5 vs. Rutgers (1/4)

Career: same

Steals

Season: 4 vs. TAMU-CC (12/29)

Career: 5 vs. Maryland (3/14/19)

Blocks

Season: 1 vs. Southern (11/22)

Career: 2 vs. Iowa (3/10/19)

Minutes Played

Season: 41 at Indiana (12/13)

Career: same



#0 AKOL AROP | 6-6 | 195 | Fr. | F | Omaha, Neb.

CAREER STATS

Year	GP	GS	Min	Avg	Total						Rebounds								PF	FO	Ast	TO	Blk	Stl	Pts	Avg
					FG	FGA	Pct	3FG	3FGA	Pct	FT	FTA	Pct	Off	Def	Tot	Avg									
2019-20	8	0	11	1.4	0	2	.000	0	1	.000	2	2	1.000	0	7	7	0.9	0	0	0	2	1	0	2	0.3	
TOTAL	8	0	11	1.4	0	2	.000	0	1	.000	2	2	1.000	0	7	7	0.9	0	0	0	2	1	0	2	0.3	

2019-20 GAME BY GAME

Opponent	Date	GS	Min	TOTAL			3-PTS			FT	FTA	Pct	REBOUNDS				PF	FO	A	TO	Blk	Stl	Pts	Avg
				FG	FGA	Pct	3FG	FGA	Pct				Off	Def	Tot	Avg								
UC Riverside	11/5/19		1	0	1	.000	0	1	.000	0	0	.000	0	0	0	1.0	0	0	0	0	0	0	0	0.0
Southern Utah	11/9/19		DNP																					
South Dakota St.	11/15/19		1	0	0	.000	0	0	.000	0	0	.000	0	1	1	1.0	0	0	0	0	0	0	0	0.0
Southern	11/22/19		DNP																					
vs. Washington State	11/25/19		DNP																					
vs. George Mason	11/26/19		DNP																					
vs. South Florida	11/27/19		DNP																					
at Georgia Tech	12/04/19		1	0	0	.000	0	0	.000	0	0	.000	0	0	0	0.7	0	0	0	0	0	0	0	0.0
at Creighton	12/7/19		3	0	1	.000	0	0	.000	2	2	1.000	0	4	4	1.5	0	0	0	1	1	0	2	0.5
at Indiana	12/13/19		0+	0	0	.000	0	0	.000	0	0	.000	0	0	0	1.2	0	0	0	0	0	0	0	0.4
Purdue	12/15/19		DNP																					
North Dakota	12/21/19		DNP																					
TAMU-Corpus Christi	12/29/19		2	0	0	.000	0	0	.000	0	0	.000	0	1	1	1.2	0	0	0	1	0	0	0	0.3
Rutgers	1/3/20		2	0	0	.000	0	0	.000	0	0	.000	0	0	0	1.0	0	0	0	0	0	0	0	0.3
Iowa	1/7/20		DNP																					
at Northwestern	1/11/20		DNP																					
at No. 21 Ohio State	1/14/20		1	0	0	.000	0	0	.000	0	0	.000	0	0	0	0.9	0	0	0	0	0	0	0	0.3
Indiana	1/18/20		DNP																					
Totals		0	11	0	2	.000	0	1	.000	2	2	1.000	0	7	7	0.9	0	0	0	2	1	0	2	0.3

NOTING AROP

- True freshman who has seen limited duty in his first season at Nebraska, playing in eight games
- Played the final two minutes against Rutgers
- Grabbed a rebound in the final two minutes against Texas A&M-Corpus Christi
- Was used as a defensive sub against Indiana late in the game
- Earned his most extensive time against Creighton, totaling two points, four rebounds and a blocked shot in four minutes
- Played the final minute against Georgia Tech
- Had a rebound in a minute of work against South Dakota State
- Grabbed a rebound in his collegiate debut against UC Riverside
- 2019 Gatorade Player of the Year in Nebraska who averaged 19.4 points, 10.9 rebounds and 2.6 blocks per game as a senior at Omaha Creighton Prep High School
 - First-team all-state selection by the Omaha World-Herald and Lincoln Journal Star after recording 19 double-doubles as a senior
- Totaled 1,268 points on 66 percent shooting, 733 rebounds and 162 blocks in three seasons at Creighton Prep
- Was AAU teammates with fellow Husker freshmen Jace Piatkowski, Charlie Easley and Bret Porter
- One of nine kids in the family, including older brother, Aguek, who plays basketball at San Diego State

MISC. STATS

Category	2019-20	Career
Double-Figure Scoring	0	0
Double-Figure Rebounding	0	0
Double-Figure Assists	0	0
Double-Doubles	0	0
Led NU in Scoring	0	0
Led NU in Rebounding	0	0
Led NU in Assists	0	0
20+ Point Games	0	0
30+ Point Games	0	0

TOP PERFORMANCES OF 2019-20

Category	No.	Opponent (Date)
Points	2	at Creighton (12/7/19)
Rebounds	4	at Creighton (12/7/19)
	1	Texas A&M-CC (12/29/19)
	1	UC Riverside (11/5/19)
	1	South Dakota State (11/15/19)
Assists	NA	



#1 KEVIN CROSS | 6-8 | 240 | Fr. | F | Little Rock, Ark.

CAREER STATS

Year	GP	GS	Min	Avg	Total					Rebounds										PF	FO	Ast	TO	Blk	Stl	Pts	Avg
					FG	FGA	Pct	3FG	3FGA	Pct	FT	FTA	Pct	Off	Def	Tot	Avg										
2019-20	18	0	329	18.3	47	127	.370	16	57	.281	16	26	.615	23	51	74	4.1	33	1	18	21	6	3	126	7.0		
TOTAL	18	0	329	18.3	47	127	.370	16	57	.281	16	26	.615	23	51	74	4.1	33	1	18	21	6	3	126	7.0		

2019-20 GAME BY GAME

Opponent	Date	GS	Min	TOTAL			3-PTS			FT	FTA	Pct	REBOUNDS				PF	FO	A	TO	Blk	Stl	Pts	Avg
				FG	FGA	Pct	3FG	FGA	Pct				Off	Def	Tot	Avg								
UC Riverside	11/05/19	14	1	10	.100	1	6	.167	1	2	.500	3	0	3	3.0	2	0	0	0	0	0	4	4.0	
Southern Utah	11/09/19	36	8	15	.533	1	3	.333	2	2	1.000	3	2	5	4.0	1	0	0	2	1	0	19	11.5	
South Dakota St.	11/15/19	17	4	5	.800	1	1	1.000	1	1	1.000	0	2	2	3.3	4	0	0	1	2	0	10	11.0	
Southern	11/22/19	23	4	6	.667	0	2	.000	0	2	.000	0	1	1	2.8	0	0	2	0	0	0	8	10.3	
vs. Washington St.	11/25/19	26	6	8	.750	2	4	.500	0	2	.000	0	8	8	3.8	0	0	1	3	2	0	14	11.0	
vs. George Mason	11/26/19	20	4	8	.500	3	5	.600	0	0	.000	1	4	5	4.0	1	0	1	2	1	0	11	11.0	
vs. South Florida	11/27/19	16	0	5	.000	0	2	.000	0	0	.000	0	1	1	3.6	0	0	1	1	0	0	0	9.4	
at Georgia Tech	12/04/19	17	1	6	.167	0	3	.000	0	0	.000	1	4	5	3.8	1	0	1	2	0	0	2	8.5	
at Creighton	12/7/19	10	0	3	.000	0	2	.000	0	2	.000	0	1	1	3.4	1	0	0	1	0	0	0	7.6	
at Indiana	12/13/19	13	1	3	.333	0	2	.000	1	2	.500	3	4	7	3.8	2	0	2	0	0	0	3	7.1	
Purdue	12/15/19	23	3	8	.375	1	4	.250	0	0	.000	1	6	7	4.1	1	0	3	1	0	1	7	7.1	
North Dakota	12/21/19	15	3	9	.333	1	4	.250	2	3	.667	3	2	5	4.2	4	0	1	3	0	0	9	7.3	
TAMU-Corpus Christi	12/29/19	15	1	4	.250	0	1	.000	0	0	.000	2	4	6	4.3	2	0	3	1	0	1	2	6.8	
Rutgers	1/3/20	19	2	9	.222	0	4	.000	3	3	1.000	2	2	4	4.3	1	0	0	0	0	0	7	6.9	
Iowa	1/7/20	18	3	8	.375	1	3	.333	4	5	.800	1	4	5	4.3	3	0	0	1	0	1	11	7.1	
at Northwestern	1/11/20	21	3	11	.273	3	7	.429	0	0	.000	2	3	5	4.4	1	0	2	0	0	0	9	7.3	
at No. 21 Ohio State	1/14/20	10	2	4	.500	1	1	1.000	0	0	.000	1	1	2	4.2	4	0	0	1	0	0	5	7.1	
Indiana	1/18/20	16	1	5	.200	1	3	.333	2	2	1.000	0	2	2	4.1	5	1	1	2	0	0	5	7.0	
Totals		0	329	47	127	.370	16	57	.281	16	26	.615	23	51	74	4.1	33	1	18	21	6	3	126	7.0

NOTING CROSS

- True freshman who is splitting time at center and can step out to 3-point range
- Battled foul trouble as he had five points and two boards in 16 minutes against Indiana
- Finished with nine points, including a career-high three 3-pointers, at Northwestern
- Made a big contribution off the bench with 11 points, including eight in the second half, and five boards vs. Iowa
- Tallied seven points and four boards in 19 minutes off the bench against Rutgers
- Turned in a solid effort against Texas A&M-CC with six rebounds and three assists in 15 minutes of work
- Came off the bench to score nine points and grab five rebounds against North Dakota
- Finished with seven points, seven rebounds and three assists in a win over Purdue
- Had three points, but chipped in seven rebounds and two assists at Indiana
- Totaled 11 points - all in the second half - and tied for team high with five rebounds against George Mason
- Finished with 14 points on 6-of-8 shooting and a season-high eight rebounds in a win over Washington State
- Scored all eight points of his in the second half against Southern and added two assists in the overtime win
- Came off the bench with 10 points on 4-of-5 shooting in 17 minutes against South Dakota State
- Led Nebraska with 19 points on 8-of-15 shooting against Southern Utah, as his 19 points were the most by a Husker freshman since 2013
- Two-time all-state performer at Mills University Studies High School helping his team to state runner-up finishes in 2018 and 2019
- Averaged 18 points, 10 rebounds and two assists per game as a senior, earning second-team all-state (all classes) recognition by the Arkansas Democrat Gazette

MISC. STATS

Category	2019-20	Career
Double-Figure Scoring	5	5
Double-Figure Rebounding	0	0
Double-Figure Assists	0	0
Double-Doubles	0	0
Led NU in Scoring	1	1
Led NU in Rebounding	2	2
Led NU in Assists	0	0
20+ Point Games	0	0
30+ Point Games	0	0

TOP PERFORMANCES OF 2019-20

Category	No.	Opponent (Date)
Points	19	Southern Utah (11/9/19)
	14	vs. Washington State (11/25/19)
	11	Iowa (1/7/19)
	11	vs. George Mason (11/26/19)
Rebounds	8	vs. Washington State (11/25/19)
	7	at Indiana (12/13/19)
	7	Purdue (12/15/19)
Assists	3	Purdue (12/15/19)
	3	Texas A&M-CC (12/29/19)
	2	at Indiana (12/13/19)
	2	Southern (11/22/19)
	2	at Northwestern



#3 CAM MACK | 6-2 | 175 | So. | G | Austin, Texas

CAREER STATS

Year	GP	GS	Min	Avg	Total					Rebounds					PF	FO	Ast	TO	Blk	Stl	Pts	Avg			
					FG	FGA	Pct	3FG	3FGA	Pct	FT	FTA	Pct	Off									Def	Tot	Avg
2019-20	18	16	638	35.4	81	197	.411	26	79	.329	45	77	.584	19	64	83	4.6	46	1	123	48	7	22	233	12.9
TOTAL	18	16	638	35.4	81	197	.411	26	79	.329	45	77	.584	19	64	83	4.6	46	1	123	48	7	22	233	12.9

2019-20 GAME BY GAME

Opponent	Date	GS	Min	TOTAL			3-PTS			FT			REBOUNDS				PF	FO	A	TO	Blk	Stl	Pts	Avg
				FG	FGA	Pct	3FG	FGA	Pct	FT	FTA	Pct	Off	Def	Tot	Avg								
UC Riverside	11/05/19	*	32	4	13	.308	2	5	.400	1	2	.500	3	6	9	9.0	1	0	3	2	0	0	11	11.0
Southern Utah	11/09/19	*	42	5	14	.357	0	6	.000	3	6	.500	1	6	7	8.0	2	0	11	3	1	2	13	12.0
South Dakota St.	11/15/19	*	35	8	14	.571	3	6	.500	5	7	.714	1	1	2	6.0	2	0	4	1	0	3	24	16.0
Southern	11/22/19	*	36	6	11	.545	0	0	.000	4	7	.571	1	1	2	5.0	3	0	8	3	0	1	16	16.0
vs Washington St.	11/25/19	*	37	2	8	.250	0	2	.000	6	11	.545	1	7	8	5.6	5	1	6	5	0	3	10	14.8
vs George Mason	11/26/19	*	30	4	9	.444	1	3	.333	0	0	.000	1	1	2	5.0	4	0	3	4	0	0	9	13.8
vs. South Florida	11/27/19	*	27	2	5	.400	0	0	.000	1	2	.500	1	3	4	4.9	1	0	7	1	0	2	5	12.6
at Georgia Tech	12/04/19	*	35	4	11	.364	1	3	.333	2	4	.500	1	1	2	4.5	4	0	6	3	1	1	11	12.4
at Creighton	12/7/19	*	30	4	9	.444	1	3	.333	3	5	.600	0	2	2	4.2	3	0	3	2	1	1	12	12.3
at Indiana	12/13/19	*	45	5	14	.357	3	8	.375	2	2	1.000	0	3	3	4.1	3	0	10	4	0	2	15	12.6
Purdue	12/15/19	*	35	4	7	.571	3	4	.750	0	0	.000	2	8	10	4.6	2	0	12	3	1	1	11	12.5
North Dakota	12/21/19	*	38	7	9	.778	3	5	.600	2	4	.500	2	5	7	4.8	4	0	7	5	0	1	19	13.0
TAMU-Corpus Christi	12/29/19	*	31	3	9	.333	1	4	.250	3	4	.750	0	3	3	4.7	1	0	5	2	0	3	10	12.8
Rutgers	1/3/20	*	32	3	8	.375	2	5	.400	3	5	.600	2	3	5	4.7	3	0	6	2	0	1	11	12.6
Iowa	1/7/20	*	39	6	13	.462	2	7	.286	1	2	.500	0	2	2	4.5	0	0	10	1	0	0	15	12.8
at Northwestern	1/11/20	*	40	4	13	.308	1	6	.167	2	5	.400	2	8	10	4.9	1	0	7	3	0	0	11	12.7
at No. 21 Ohio State	1/14/20	*	37	5	15	.333	0	4	.000	0	0	.000	1	1	2	4.7	4	0	6	1	2	1	10	12.5
Indiana	1/18/20	*	37	5	15	.333	3	8	.375	7	11	.636	0	3	3	4.6	3	0	9	3	1	0	20	12.9
Totals			16	638	81	197	.411	26	79	.329	45	77	.584	19	64	83	4.6	46	1	123	48	7	22	233 12.9

NOTING MACK

- Junior college transfer who has emerged as the Huskers' starting point guard
- Posted his second 20-point game of the year with 20 points and nine assists against Indiana
- Nearly posted a triple double with 11 points, 10 rebounds and seven assists at Northwestern
- Posted his fourth double-double of the season with 15 points and 10 assists vs. Iowa
- Finished with 11 points, six assists and five boards against Rutgers
- Had 10 points, five assists and three steals in the win over Texas A&M-Corpus Christi
- Totaled a team-high 19 points along with seven rebounds and seven assists against North Dakota
- Recorded the first triple-double in school history against Purdue with 11 points, 12 assists and 10 rebounds and is the first Husker in at least 30 years with a points-assists double-double in consecutive games
- Shined against Indiana with a double-double, finishing with 15 points, including a trio of 3-pointers, and 10 assists
- Came off the bench with 12 points and three assists at Creighton
- Finished with 11 points and six assists in the loss at Georgia Tech
- Came off the bench in the win over South Florida and had seven assists and five points in 27 minutes
- Nearly posted his second double-double of the season with 10 points, eight rebounds and six assists vs. Washington State
- Finished with 16 points and eight assists in the win over Southern
- Posted his first 20-point game with 24 points, four assists and three steals in the win over South Dakota State
- Dished out 11 assists - the most by a Husker since 2010 - while scoring 13 points and snaring seven rebounds against Southern Utah
- Nearly posted a double-double in his Husker debut with 11 points and nine rebounds against UC Riverside
- Rated as the top point guard and No. 3 overall JC player in the country according to JUCORecruiting.com
- Garnered first-team All-Region 18 honors at Salt Lake Community College, averaging 19.1 points, 7.6 assists, 5.9 rebounds and 2.4 steals per game in 2018-19
- Ranked fifth nationally in NJCAA in assists per game while finishing 24th nationally in steals per game
- Totaled five 30-point games and had 10-or-more assists nine times in his year at the school
- Led Christian Life Preparatory High School to a Texas Christian Athletic League Class 4A state championship as a senior, averaging 24.5 points, 2.5 rebounds, 1.5 steals and 1.2 assists per game

MISC. STATS

Category	2019-20	Career
Double-Figure Scoring	16	16
Double-Figure Rebounding	2	2
Double-Figure Assists	4	4
Double-Doubles	5	5
Triple-Doubles	1	1
Led NU in Scoring	5	5
Led NU in Rebounding	5	5
Led NU in Assists	17	17
20+ Point Games	2	2
30+ Point Games	0	0

TOP PERFORMANCES OF 2019-20

Category	No.	Opponent (Date)
Points	24	South Dakota State (11/15/19)
	20	Indiana (1/18/20)
	19	North Dakota (12/21/19)
Rebounds	10	Purdue (12/15/19)
	10	at Northwestern (1/11/20)
	9	UC Riverside (11/5/19)
Assists	12	Purdue (12/15)
	11	Southern Utah (11/9/19)
	10	at Indiana (12/13/19)
	10	Iowa (1/7/20)



#11 DACHON BURKE JR. | 6-4 | 180 | Jr. | G | Orange, N.J.

CAREER STATS

	Total													Rebounds											
Year	GP	GS	Min	Avg	FG	FGA	Pct	3FG	3FGA	Pct	FT	FTA	Pct	Off	Def	Tot	Avg	PF	FO	Ast	TO	Blk	Stl	Pts	Avg
2016-17*	33	17	755	22.9	95	226	.420	14	44	.318	47	64	.734	49	79	128	3.9	74	4	24	58	11	51	251	7.6
2017-18*	32	32	1044	32.6	210	458	.459	44	130	.338	98	156	.628	59	125	184	5.8	81	0	80	86	16	67	562	17.6
2019-20	18	18	508	28.2	78	201	.388	21	72	.292	34	63	.540	18	54	72	4.0	30	0	21	21	13	26	211	11.7
TOTAL	18	18	508	28.2	78	201	.388	21	72	.292	34	63	.540	18	54	72	4.0	30	0	21	21	13	26	211	11.7
All*	83	67	2307	27.8	383	885	.433	79	246	.321	179	283	.633	126	258	384	4.6	185	4	125	165	40	144	1024	12.3

2019-20 GAME BY GAME

Opponent	Date	GS	Min	TOTAL			3-PTS			FT	FTA	Pct	REBOUNDS				PF	FO	A	TO	Blk	Stl	Pts	Avg
				FG	FGA	Pct	3FG	FGA	Pct				Off	Def	Tot	Avg								
UC Riverside	11/05/19	*	23	2	7	.286	0	3	.000	3	4	.750	0	2	2	2.0	0	0	0	2	1	1	7	7.0
Southern Utah	11/09/19	*	33	4	10	.400	1	4	.250	4	4	1.000	0	4	4	3.0	4	0	2	1	1	1	13	10.0
South Dakota State	11/15/19	*	28	5	13	.385	1	4	.250	6	9	.667	3	4	7	4.3	2	0	1	0	0	1	17	12.3
Southern	11/22/19	*	17	3	6	.500	2	3	.667	1	6	.167	1	2	3	4.0	1	0	1	0	2	0	9	11.5
vs Washington St.	11/25/19	*	29	5	13	.385	1	2	.500	3	4	.750	1	4	5	4.2	0	0	2	0	0	1	14	12.0
vs George Mason	11/26/19	*	31	5	12	.417	2	5	.400	2	4	.500	0	2	2	3.8	1	0	1	4	1	5	14	12.3
vs. South Florida	11/27/19	*	31	8	11	.727	3	5	.600	2	4	.500	1	3	4	3.9	2	0	1	1	1	0	21	13.6
at Georgia Tech	12/04/19	*	20	1	9	.111	1	5	.200	1	2	.500	0	1	1	3.5	1	0	1	0	0	0	4	12.4
at Creighton	12/7/19	*	29	4	12	.333	0	2	.000	1	3	.333	1	6	7	3.9	2	0	2	2	0	2	9	12.0
at Indiana	12/13/19	*	40	9	16	.563	4	8	.500	3	4	.750	0	1	1	3.6	4	0	2	2	0	2	25	13.3
Purdue	12/15/19	*	32	7	13	.538	4	7	.571	0	1	.000	1	6	7	3.9	3	0	2	1	1	2	18	13.7
North Dakota	12/21/19	*	32	5	12	.417	0	2	.000	0	1	.000	1	2	3	3.8	1	0	1	0	0	3	10	13.4
TAMU-Corpus Christi	12/29/19	*	21	1	13	.077	0	4	.000	2	4	.500	2	4	6	4.0	1	0	0	1	3	2	4	12.7
Rutgers	1/3/20	*	26	2	9	.222	0	4	.000	1	4	.250	4	1	5	4.1	1	0	1	2	2	1	5	12.1
Iowa	1/7/20	*	28	5	8	.625	1	3	.333	2	3	.667	0	1	1	3.9	4	0	0	2	0	0	13	12.2
at Northwestern	1/11/20	*	33	3	14	.214	1	5	.200	0	0	.000	0	6	6	4.0	1	0	2	0	1	2	7	11.9
at No. 21 Ohio State	1/14/20	*	27	4	11	.364	0	2	.000	1	2	.500	2	2	4	4.0	1	0	2	2	0	1	9	11.7
Indiana	1/18/20	*	28	5	12	.417	0	4	.000	2	4	.500	1	3	4	4.0	1	0	0	1	0	2	12	11.7
Totals		18	508	78	201	.388	21	72	.292	34	63	.540	18	54	72	4.0	30	0	21	21	13	26	211	11.7

NOTING BURKE

- Has started all 18 games as Nebraska has utilized a four-guard lineup in 2019-20
- Finished with 12 points, four rebounds and two steals against Indiana
- Totaled nine points and four boards at No. 21 Ohio State
- Had seven points, six rebounds and two assists at Northwestern
- Finished with 13 points in the win over Iowa
- Held to just four points, but grabbed six rebounds and blocked a season-high three shots vs. Texas A&M-CC
- Finished with 10 points, three rebounds and three steals vs. North Dakota
- Led Nebraska with 18 points, including 4-of-7 from 3-point range, and seven rebounds in a win over Purdue
- Scored a season-high 25 points at Indiana, including a game-tying 3-pointer with 1.0 second left in regulation, as went 9-of-16 from the field and had four 3-pointers
- Nearly had a double-double with nine points and a season-high seven boards at Creighton
- Enjoyed a strong performance at the Cayman Islands Classic, averaging 16.3 points per game on 50 percent shooting, 3.7 steals and 2.0 steals per game
- Totaled a season-high 21 points on 8-of-11 shooting including two crucial 3-pointers after South Florida pulled within one in the second half
- Totaled 14 points - including Nebraska's first 12 points - and a season-high five steals in the loss to George Mason
- Had 14 points and five rebounds in the win over Washington State
- Finished with nine points and two blocked shots in the overtime win over Southern
- Tallied a season-high 17 points and seven boards in 28 minutes of work against South Dakota State
- Reached double figures for the first time at Nebraska with 13 points and four rebounds vs. Southern Utah
- Sat out the 2018-19 season after transferring from Robert Morris
- Earned second-team All-Northeast Conference honors in 2017-18, averaging 17.6 points, 5.8 rebounds and 2.1 assists per game, as he led the NEC in steals and was fourth in scoring
- Four-time conference player of the week who reached double figures 30 times as a sophomore

MISC. STATS

Category	2019-20	Career*
Double-Figure Scoring	10	51
Double-Figure Rebounding	0	3
Double-Figure Assists	0	0
Double-Doubles	0	3
Led NU in Scoring	3	3
Led NU in Rebounding	2	2
Led NU in Assists	0	0
20+ Point Games	2	12
30+ Point Games	0	0

*Includes Robert Morris

TOP PERFORMANCES OF 2019-20

Category	No.	Opponent (Date)
Points	25	at Indiana (12/13/19)
	21	vs. South Florida (11/27/19)
	18	Purdue (12/15/19)
	17	South Dakota State (11/15/19)
Rebounds	7	Purdue (12/15/19)
	7	South Dakota State (11/15/19)
	7	at Creighton (12/7/19)
Assists	2	at Northwestern (1/11)
	2	Purdue (12/15/19)
	2	Southern Utah (11/9/19)
	2	vs. Washington State (11/25/19)
	2	at Creighton (12/7/19)
	2	at Indiana (12/13/19)



#22 HAANIF CHEATHAM

6-5 | 195 | Sr. | G | Fort Lauderdale, Fla.

CAREER STATS

CAREER STATS																										
Year					Total									Rebounds												
	GP	GS	Min	Avg	FG	FGA	Pct	3FG	3FGA	Pct	FT	FTA	Pct	Off	Def	Tot	Avg	PF	FO	Ast	TO	Blk	Stl	Pts	Avg	
2015-16*	33	33	974	29.5	131	268	.489	29	75	.387	100	122	.820	13	98	111	3.4	67	1	73	88	1	34	391	11.8	
2016-17*	32	25	814	25.4	93	203	.458	13	40	.325	79	103	.767	22	101	123	3.8	49	0	71	51	4	23	278	8.7	
2017-18*	5	5	131	26.2	16	37	.432	5	13	.385	4	7	.571	2	12	14	2.8	7	0	7	8	0	5	41	8.2	
2018-19*	10	10	273	27.3	49	108	.454	8	22	.364	26	40	.650	4	44	48	4.8	12	0	19	24	2	12	132	13.2	
2019-20	18	18	597	33.2	83	168	.494	18	50	.360	45	71	.634	8	65	73	4.1	23	0	24	21	5	17	229	12.7	
TOTAL	18	18	597	33.2	83	168	.494	18	50	.360	45	71	.634	8	65	73	4.1	23	0	24	21	5	17	229	12.7	
All*	98	91	2789	28.5	372	784	.474	73	200	.365	254	343	.741	49	320	369	3.8	158	1	194	192	12	91	1071	10.9	

2019-20 GAME BY GAME

Opponent	Date	GS	Min	TOTAL			3-PTS			FT			REBOUNDS				PF	FO	A	TO	Blk	Stl	Pts	Avg
				FG	FGA	Pct	3FG	FGA	Pct	FT	FTA	Pct	Off	Def	Tot	Avg								
UC Riverside	11/05/19	*	26	0	3	.000	0	2	.000	1	2	.500	0	2	2	2.0	0	0	3	1	0	1	1	1.0
Southern Utah	11/09/19	*	35	1	3	.333	0	0	.000	2	5	.400	0	5	5	3.5	3	0	1	1	1	2	4	2.5
South Dakota St.	11/15/19	*	30	8	11	.727	0	2	.000	1	3	.333	1	5	6	4.3	1	0	3	1	1	0	17	7.3
Southern	11/22/19	*	34	2	5	.400	0	1	.000	1	3	.333	0	7	7	5.0	1	0	2	0	0	1	5	6.8
vs. Washington St.	11/25/19	*	34	8	10	.800	2	3	.667	1	2	.500	1	6	7	5.4	3	0	0	3	0	0	19	9.2
vs. George Mason	11/26/19	*	31	5	9	.556	2	4	.500	1	2	.500	0	1	1	4.7	0	0	0	0	0	1	13	9.8
vs. South Florida	11/27/19	*	37	8	11	.727	1	1	1.000	9	11	.818	0	3	3	4.4	3	0	0	2	0	0	26	12.1
at Georgia Tech	12/04/19	*	35	6	11	.545	0	1	.000	2	4	.500	2	9	11	5.3	2	0	2	3	0	2	14	12.4
at Creighton	12/7/19	*	32	5	12	.417	0	2	.000	4	5	.800	1	4	5	5.2	1	0	1	1	0	0	14	12.6
at Indiana	12/13/19	*	41	7	15	.467	2	6	.333	5	6	.833	0	6	6	5.3	2	0	3	0	0	0	21	13.4
Purdue	12/15/19	*	36	4	11	.364	1	5	.200	0	0	.000	0	1	1	4.9	1	0	4	2	0	2	9	13.0
North Dakota	12/21/19	*	33	4	7	.571	0	1	.000	2	2	1.000	0	2	2	4.7	2	0	0	1	1	1	10	12.8
TAMU-Corpus Christi	12/29/19	*	30	4	8	.500	1	1	1.000	8	9	.889	0	3	3	4.5	0	0	0	0	1	2	17	13.1
Rutgers	1/3/20	*	34	5	12	.417	2	4	.500	4	6	.667	1	2	3	4.4	1	0	1	0	0	1	16	13.3
Iowa	1/7/20	*	34	4	8	.500	3	4	.750	3	8	.375	2	4	6	4.5	0	0	0	2	0	1	14	13.3
at Northwestern	1/11/20	*	31	4	12	.333	1	4	.250	1	2	.500	0	1	1	4.3	2	0	0	2	1	3	10	13.1
at No. 21 Ohio State	1/14/20	*	30	4	10	.400	1	4	.250	0	0	.000	0	3	3	4.2	1	0	1	1	0	0	9	12.9
Indiana	1/18/20	*	34	4	10	.400	2	5	.400	0	1	.000	0	1	1	4.1	0	0	3	1	0	0	10	12.7
Totals		18	597	83	168	.494	18	50	.360	45	71	.634	8	65	73	4.1	23	0	24	21	5	17	229	12.7

• Cayman Islands Classic All-Tournament Team

NOTING CHEATHAM

• One of NU's most experienced players, as he has made 91 career starts and totaled over 1,000 career points in his college career

• Totaled 10 points, including a pair of 3-pointers, and three assists against Indiana

• Held to nine points and three boards in the loss to No. 21 Ohio State, snapping a streak of five straight games in double figures

• Totaled 10 points and three steals at Northwestern

• Had 13 of his 14 points in the first half in the win over Iowa and added six boards

• Paced NU with 16 points and three rebounds against Rutgers

• Led Nebraska with 17 points, including 8-of-9 from the foul line, in the win over Texas A&M-CC

• Finished with nine points and a season-high four assists in the win over Purdue

• Came up big at Indiana, finishing with 21 points and six rebounds in a season-high 41 minutes of work

• Led NU with 14 points and added five boards at Creighton

• Recorded his first career double-double with 14 points and a career-high 11 rebounds at Georgia Tech

• Earned a spot on the Cayman Islands Classic All-Tournament team, averaging 19.3 points per game on 70 percent shooting along with 3.7 rebounds per game

• Scored a career-high 26 points in the win over South Florida, hitting 8-of-11 shots from the field and 9-of-11 from the foul line.

• Led NU with 19 points on 8-of-10 shooting along with seven rebounds in the victory over Washington State

• Grabbed a team-high seven rebounds and had five points in the win over Southern

• Shined in the win over South Dakota State with 17 points on 8-of-11 shooting, six boards and three assists

• Spent the 2018-19 season at Florida Gulf Coast, averaging 13.2 points and 4.8 rebounds per game, as he reached double figures eight times in 10 games before missing the rest of the season with a shoulder injury

• Began his collegiate career at Marquette, where he spent two-plus seasons, and was named the team's best defensive player in 2015-16 and 2016-17

• Earned All-Big East Freshman team honors, averaging 11.8 points, 3.4 rebounds and 2.2 assists per game as he started all 33 games

• Was a top-100 recruit by all the major recruiting services at Pembroke Pines Charter High School, where he averaged 24.0 points, 5.0 rebounds and 3.0 assists per game

MISC. STATS

Category	2019-20	Career*
Double-Figure Scoring	13	58
Double-Figure Rebounding	1	1
Double-Figure Assists	0	0
Double-Doubles	1	1
Led NU in Scoring	6	6
Led NU in Rebounding	2	2
Led NU in Assists	1	1
20+ Point Games	2	10
30+ Point Games	0	0

*Includes Marquette and Florida Gulf Coast

TOP PERFORMANCES OF 2019-20

Category	No.	Opponent (Date)
Points	26	vs. South Florida (11/27/19)
	21	at Indiana (12/13/19)
	19	vs. Washington State (11/25/19)
	17	South Dakota State (11/15/19)
	17	Texas A&M-CC (12/29/19)
Rebounds	11	at Georgia Tech (12/4/19)
	7	Southern (11/22/19)
	7	vs. Washington State (11/25/19)
Assists	4	Purdue (12/15/19)
	3	Indiana (1/18/20)
	3	UC Riverside (11/5/19)
	3	South Dakota State (11/15/19)
	3	at Indiana (12/13/19)



#23 JERVAY GREEN

6-3 | 210 | Jr. | G | Denver, Colo.

CAREER STATS

Year	GP GS		Min Avg		Total					Rebounds																
					FG	FGA	Pct	3FG	3FGA	Pct	FT	FTA	Pct	Off	Def	Tot	Avg	PF	FO	Ast	TO	Blk	Stl	Pts	Avg	
2019-20	14	9	372	26.6	43	113	.381	20	64	.313	16	29	.552	13	46	59	4.2	30	1	30	26	5	14	122	8.7	
TOTAL	14	9	372	26.6	43	113	.381	20	64	.313	16	29	.552	13	46	59	4.2	30	1	30	26	5	14	122	8.7	

2019-20 GAME BY GAME

Opponent	Date	GS	Min	TOTAL			3-PTS			FT			REBOUNDS								Blk	Stl	Pts	Avg
				FG	FGA	Pct	3FG	FGA	Pct	FT	FTA	Pct	Off	Def	Tot	Avg	PF	FO	A	TO				
UC Riverside	11/05/19	*	33	2	9	.222	1	5	.200	0	2	.000	1	1	2	2.0	5	1	2	3	3	2	5	5.0
Southern Utah	11/09/19	*	46	6	18	.333	2	8	.250	4	6	.667	2	6	8	5.0	2	0	1	2	1	3	18	11.5
South Dakota St.	11/15/19	*	24	3	7	.429	0	3	.000	0	0	.000	0	4	4	4.7	2	0	5	2	0	0	6	9.7
Southern	11/22/19	*	36	7	12	.583	4	6	.667	4	7	.571	1	3	4	4.5	2	0	6	3	0	2	22	12.8
vs. Washington St.	11/25/19	*	27	5	9	.556	3	5	.600	3	4	.750	2	6	8	5.2	3	0	2	1	0	0	16	13.4
vs. George Mason	11/26/19	*	24	1	7	.143	0	5	.000	0	0	.000	1	3	4	5.0	3	0	5	2	0	1	2	11.5
vs. South Florida	11/27/19	*	27	1	4	.250	1	3	.333	0	0	.000	0	3	3	4.7	1	0	0	3	0	0	3	10.3
at Georgia Tech	12/04/19	*	34	4	13	.308	3	10	.300	0	2	.000	1	4	5	4.8	3	0	2	3	0	1	11	10.4
at Creighton	12/7/19	*	32	3	8	.375	1	6	.167	3	5	.600	2	4	6	4.9	1	0	1	2	1	1	10	10.3
at Indiana	12/13/19	DNP-Susp.																						
Purdue	12/15/19	DNP-Susp.																						
North Dakota	12/21/19		16	1	2	.500	1	1	1.000	0	0	.000	0	4	4	4.8	1	0	2	0	0	0	3	9.6
TAMU-Corpus Christi	12/29/19		26	3	8	.375	0	2	.000	2	3	.667	1	2	3	4.6	3	0	2	2	0	2	8	9.5
Rutgers	1/3/20		23	2	8	.250	2	6	.333	0	0	.000	1	2	3	4.5	2	0	2	1	0	2	6	9.2
Iowa	1/7/20	DNP																						
at Northwestern	1/11/20	DNP																						
at No. 21 Ohio State	1/14/20		17	4	6	.667	2	3	.667	0	0	.000	1	3	4	4.5	0	0	0	1	0	0	10	9.2
Indiana	1/18/20		7	1	2	.500	0	1	.000	0	0	.000	0	1	1	4.2	2	0	0	1	0	0	2	8.7
Totals		9	372	43	113	.381	20	64	.313	16	29	.552	13	46	59	4.2	30	1	30	26	5	14	122	8.7

NOTING GREEN

- Junior college transfer who has been an impact addition to the Husker backcourt
- Hit 4-of-6 shots, including a pair of 3-pointers, in 17 minutes off the bench at No. 21 Ohio State
- Did not play in the win over Iowa or at Northwestern
- Finished with six points, three boards and a pair of assists against Rutgers
- Had eight points, two assists, two steals and two rebounds in 26 minutes vs. Texas A&M-Corpus Christi
- Missed the Indiana and Purdue games because of a violation of team rules, but returned to action against North Dakota and had three points and four rebounds in 15 minutes
- Had 10 points and six boards at Creighton
- Finished with 11 points, including a trio of 3-pointers and five rebounds against Georgia Tech
- Dished out five assists and grabbed four rebounds in the loss to George Mason
- Totaled 16 points and tied for the team lead with eight rebounds in the win over Washington State
- Keyed Nebraska's overtime win over Southern with a season-high 22 points, including four 3-pointers, along with six assists and four rebounds, as he scored six points in overtime
- Turned in a solid all-around effort against South Dakota State with six points, five assists and four boards in 24 minutes
- Nearly totaled a double-double against Southern Utah with 18 points and eight boards in 46 minutes
- Rated as the top combo guard and No. 8 overall JC player in the country according to JUCOREcruiting.com
- Spent two seasons at Western Nebraska Community College, where he totaled 1,278 points to rank second in school history, while also finishing in the top-10 on career charts for assists (fifth, 297), steals (seventh, 114) and 3-pointers (sixth, 134)
- Earned NJCAA All-America honors as a sophomore, averaging 23.6 points, 5.7 rebounds and 5.3 assists per game
- Region IX Co-Player of the Year finished eighth nationally in scoring and totaled six 30-point games in 2018-19
- Third Western Nebraska CC product to play at NU, joining Bernard Garner, who played on a pair of postseason squads in the mid-1990s and Mike Peltz, who walked on the team during the 2012-13 and 2013-14 seasons
- Attended George Washington High School in Denver where he averaged nearly 20 points, four rebounds, four assists and three steals for a team that went 25-3 and was the Class 5A runner-up as a senior
- Set the school's single-game scoring record with 64 points, breaking the mark held by former NBA star Chauncey Billups.

MISC. STATS

Category	2019-20	Career
Double-Figure Scoring	6	6
Double-Figure Rebounding	0	0
Double-Figure Assists	0	0
Double-Doubles	0	0
Led NU in Scoring	1	1
Led NU in Rebounding	1	1
Led NU in Assists	2	2
20+ Point Games	1	1
30+ Point Games	0	0

TOP PERFORMANCES OF 2019-20

Category	No.	Opponent (Date)
Points	22	Southern (11/22/19)
	18	Southern Utah (11/9/19)
	16	vs. Washington State (11/25/19)
Rebounds	8	Southern Utah (11/9/19)
	8	vs. Washington State (11/25/19)
	6	at Creighton (12/7/19)
Assists	6	Southern (11/22/19)
	5	vs. George Mason (11/26/19)
	5	South Dakota State (11/15/19)



#24 YVAN OUEDRAOGO

6-9 | 260 | Fr. | F | Bordeaux, France

CAREER STATS

Year	GP	GS	Total				Rebounds												PF	FO	Ast	TO	Blk	Stl	Pts	Avg
			Min	Avg	FG	FGA	Pct	3FG	3FGA	Pct	FT	FTA	Pct	Off	Def	Tot	Avg									
2019-20	18	18	384	21.3	43	100	.430	0	0	.000	21	44	.477	46	66	112	6.2	28	0	12	27	5	7	107	5.9	
TOTAL	18	18	384	21.3	43	100	.430	0	0	.000	21	44	.477	46	66	112	6.2	28	0	12	27	5	7	107	5.9	

2019-20 GAME BY GAME

Opponent	Date	GS	Min	TOTAL			3-PTS			FT			REBOUNDS				PF	FO	A	TO	Blk	Stl	Pts	Avg
				FG	FGA	Pct	3FG	FGA	Pct	FT	FTA	Pct	Off	Def	Tot	Avg								
UC Riverside	11/05/19	*	21	4	6	.667	0	0	.000	1	4	.250	0	3	3	3.0	1	0	1	1	1	2	9	9.0
Southern Utah	11/09/19	*	14	1	6	.167	0	0	.000	0	0	.000	2	3	5	4.0	1	0	0	2	0	0	2	5.5
South Dakota St.	11/15/19	*	21	3	7	.429	0	0	.000	0	1	.000	6	6	12	6.7	4	0	2	5	0	0	6	5.7
Southern	11/22/19	*	22	3	4	.750	0	0	.000	5	7	.714	1	3	4	6.0	0	0	0	0	1	0	11	7.0
vs. Washington St.	11/25/19	*	14	2	4	.500	0	0	.000	0	2	.000	1	0	1	5.0	1	0	0	2	0	0	4	6.4
vs. George Mason	11/26/19	*	20	1	2	.500	0	0	.000	0	0	.000	3	2	5	5.0	1	0	0	1	2	2	2	5.7
vs. South Florida	11/27/19	*	24	2	3	.667	0	0	.000	2	2	1.000	1	4	5	5.0	2	0	0	1	0	0	6	5.7
at Georgia Tech	12/04/19	*	23	1	5	.200	0	0	.000	1	4	.250	4	3	7	5.3	0	0	1	2	0	1	3	5.4
at Creighton	12/7/19	*	12	1	5	.200	0	0	.000	0	2	.000	1	2	3	5.0	1	0	0	1	0	0	2	5.0
at Indiana	12/13/19	*	32	4	11	.364	0	0	.000	1	4	.250	5	5	10	5.5	4	0	1	2	0	1	9	5.4
Purdue	12/15/19	*	17	3	6	.500	0	0	.000	0	0	.000	0	5	5	5.5	0	0	0	0	0	0	6	5.5
North Dakota	12/21/19	*	25	3	10	.300	0	0	.000	3	6	.500	4	5	9	5.8	1	0	1	1	0	0	9	5.8
TAMU-Corpus Christi	12/29/19	*	25	3	5	.600	0	0	.000	5	7	.714	6	8	14	6.4	3	0	1	2	0	0	11	6.2
Rutgers	1/3/20	*	21	2	5	.400	0	0	.000	0	0	.000	3	1	4	6.2	1	0	0	1	0	0	4	6.0
Iowa	1/7/20	*	22	2	4	.500	0	0	.000	1	2	.500	0	7	7	6.3	2	0	3	3	0	1	5	5.9
at Northwestern	1/11/20	*	19	2	5	.400	0	0	.000	0	0	.000	3	5	8	6.4	3	0	0	0	0	0	4	5.8
at No. 21 Ohio State	1/14/20	*	30	4	8	.500	0	0	.000	2	3	.667	4	1	5	6.3	2	0	2	2	1	0	10	6.1
Indiana	1/18/20	*	22	2	4	.500	0	0	.000	0	0	.000	2	3	5	6.2	1	0	0	1	0	0	4	5.9
Totals		18	384	43	100	.430	0	0	.000	21	44	.477	46	66	112	6.2	28	0	12	27	5	7	107	5.9

NOTING OUEDRAOGO

- Freshman who doesn't turn 18 until following the Big Ten Tournament and is believed to be the youngest player in the Big Ten
- Tallied 10 points and five rebounds in 30 minutes in the loss at No. 21 Ohio State
- Grabbed eight rebounds and had four points in 19 minutes at Northwestern
- Finished with five points and seven rebounds in the Huskers' win over Iowa
- Recorded his first double-double - and the first by a Husker freshman since 2013 - with 11 points and a career-high 14 rebounds against Texas A&M-Corpus Christi
- Came come to a double double with nine points and nine rebounds in 25 minutes vs. North Dakota
- Totaled six points and five rebounds in 16 minutes in the win over Purdue
- Nearly posted a double-double in his Big Ten debut, finishing with nine points and a team-high 10 boards in a career-high 33 minutes at Indiana
- Grabbed seven rebounds and added three points at Georgia Tech
- Totaled six points and a team-high five rebounds in the win over South Florida
- Reached double figures for the first time in his career with 11 points, including six in overtime, and four rebounds against Southern
- Grabbed a season-high 12 rebounds and scored six points in 21 minutes vs. South Dakota State
- Totaled nine points and five boards in his collegiate debut against UC Riverside
- Spent the summer playing for the French U-18 National Team, helping France to a 6-1 record and fifth-place finish at the European Championships
- Attended the National Institute of Sport, Expertise and Performance (INSEP), a program which produced Clint Capela, Boris Diaw and Tony Parker, among others
- Represented France in the 2018 FIBA U-16 European Championships, when he averaged 12.7 points and 9.7 rebounds per game to earn team MVP honors

MISC. STATS

Category	2019-20	Career
Double-Figure Scoring	3	3
Double-Figure Rebounding	3	3
Double-Figure Assists	0	0
Double-Doubles	1	1
Led NU in Scoring	0	0
Led NU in Rebounding	6	6
Led NU in Assists	0	0
20+ Point Games	0	0
30+ Point Games	0	0

TOP PERFORMANCES OF 2019-20

Category	No.	Opponent (Date)
Points	11	Texas A&M-CC (12/29/19)
	11	Southern (11/22/19)
	10	at Ohio State (1/14/20)
Rebounds	14	Texas A&M-CC (12/29/19)
	12	South Dakota State (11/15/19)
	10	at Indiana (12/13/19)
Blocks	2	vs. George Mason (11/26/19)
	1	UC Riverside (11/5/19)
	1	Southern (11/22/19)


#25 MATEJ KAVAS | 6-8 | 200 | Sr. | F | Ljubljana, Slovenia

CAREER STATS

	Total												Rebounds												
Year	GP	GS	Min	Avg	FG	FGA	Pct	3FG	3FGA	Pct	FT	FTA	Pct	Off	Def	Tot	Avg	PF	FO	Ast	TO	Blk	Stl	Pts	Avg
2016-17*	27	0	549	20.3	81	185	.438	42	104	.404	29	42	.690	11	68	79	2.9	51	2	15	23	9	6	233	8.6
2017-18*	33	31	1038	31.5	171	361	.474	91	196	.464	68	86	.791	38	131	169	5.1	100	1	41	67	7	13	501	15.2
2018-19*	24	16	555	23.1	82	179	.458	44	96	.458	38	48	.792	14	96	110	4.6	33	0	16	20	1	6	246	10.3
2019-20	18	1	269	14.9	30	83	.361	18	57	.316	13	19	.684	1	18	19	1.1	19	0	9	8	2	3	91	5.1
TOTAL	18	1	269	14.9	30	83	.361	18	57	.316	13	19	.684	1	18	19	1.1	19	0	9	8	2	3	91	5.1
All*	102	48	2417	23.7	364	808	.450	195	453	.430	148	195	.759	64	313	377	3.7	203	3	81	118	19	28	1071	10.5

2019-20 GAME BY GAME

Opponent	Date	GS	Min	TOTAL			3-PTS			FT	FTA	Pct	REBOUNDS				PF	FO	A	TO	Blk	Stl	Pts	Avg	
				FG	FGA	Pct	3FG	FGA	Pct				Off	Def	Tot	Avg									
UC Riverside	11/05/19		25	3	5	.600	2	3	.667	2	3	.667	0	1	1	1.0	1	0	1	1	0	0	10	10.0	
Southern Utah	11/09/19		19	0	3	.000	0	2	.000	2	4	.500	0	2	2	1.5	2	0	0	0	0	0	2	6.0	
South Dakota St.	11/15/19		17	1	6	.167	0	4	.000	0	0	.000	0	3	3	2.0	1	0	0	1	0	0	2	4.7	
Southern	11/22/19		21	3	6	.500	3	6	.500	1	1	1.000	0	1	1	1.8	0	0	0	2	1	1	10	6.0	
vs. Washington St.	11/25/19		14	1	3	.333	0	1	.000	0	0	.000	0	0	0	1.4	2	0	0	0	0	0	2	5.2	
vs. George Mason	11/26/19		16	2	7	.286	1	4	.250	5	6	.833	0	2	2	1.5	2	0	2	0	0	0	10	6.0	
vs. South Florida	11/27/19	*	17	3	4	.750	0	0	.000	0	0	.000	0	0	0	1.3	0	0	1	0	0	0	6	6.0	
at Georgia Tech	12/04/19		12	0	3	.000	0	2	.000	0	0	.000	0	1	1	1.3	1	0	1	0	0	0	0	5.3	
at Creighton	12/7/19		24	4	8	.500	3	7	.429	0	0	.000	0	0	0	1.1	2	0	1	1	0	0	11	5.9	
at Indiana	12/13/19		10	0	3	.000	0	3	.000	0	0	.000	0	0	0	1.0	2	0	0	0	0	0	0	5.3	
Purdue	12/15/19		18	2	8	.250	0	4	.000	0	0	.000	0	3	3	1.2	0	0	1	1	0	0	4	5.2	
North Dakota	12/21/19		17	4	5	.800	4	5	.800	0	0	.000	0	0	0	1.1	1	0	0	0	0	1	12	5.8	
TAMU-Corpus Christi	12/29/19		18	4	9	.444	2	6	.333	0	1	.000	1	4	5	1.4	3	0	1	2	0	1	10	6.1	
Rutgers	1/3/20		12	1	5	.200	1	5	.200	0	0	.000	0	0	0	1.3	1	0	0	0	0	0	3	5.9	
Iowa	1/7/20		7	0	0	.000	0	0	.000	0	0	.000	0	0	0	1.2	0	0	1	0	1	0	0	5.5	
at Northwestern	1/11/20		12	2	5	.400	2	4	.500	3	4	.750	0	1	1	1.2	1	0	0	0	0	0	9	5.7	
at No. 21 Ohio State	1/14/20		7	0	1	.000	0	0	.000	0	0	.000	0	0	0	1.1	0	0	0	0	0	0	0	5.4	
Indiana	1/18/20		3	0	2	.000	0	1	.000	0	0	.000	0	0	0	1.1	0	0	0	0	0	0	0	5.1	
Totals			1	269	30	83	.361	18	57	.316	13	19	.684	1	18	19	1.1	19	0	9	8	2	3	91	5.1

NOTING KAVAS

- Graduate transfer who is an excellent shooter and gives NU scoring punch off the bench
- Came off the bench and had nine points in 13 minutes at Northwestern
- Reached double figures for the second straight game with 10 points and a season-high five boards against Texas A&M-Corpus Christi
- Nearly rallied the Huskers back against North Dakota, hitting three of his four 3-pointers in the final eight minutes, including one which gave the Huskers a 71-69 lead, as he finished with a season-high 12 points on 4-of-5 shooting
- Set then-season highs in points (11) and 3-pointers (three) in 24 minutes at Creighton
- Made his first start as a Husker against South Florida, finishing with six points on 3-of-4 shooting in 17 minutes
- Had 10 points, two rebounds and two assists in the loss to George Washington
- Went over 1,000 career points with 10 points, including a trio of 3-pointers, in 21 minutes against Southern
- Reached double figures in his Husker debut with 10 points in 25 minutes against UC Riverside
- Spent four seasons at Seattle University before graduating in the summer of 2019, totaling nearly 1,000 points, including 177 3-pointers
- Was a pre-season All-WAC pick before missing significant time with a shin injury in 2018-19, but still averaged 10.3 points and 4.6 rebounds per game while shooting 46 percent from 3-point range
- Named second-team All-WAC as a sophomore, averaging 15.2 points, 5.1 rebounds and 1.2 assists per game while pacing the conference in both 3-point percentage (.464) and 3-pointers per game (2.8)
- Was WAC Freshman of the Year in 2016-17, averaging 8.6 points per game while shooting 40 percent from 3-point range
- His older brother (Andraz) plays professionally overseas after his college career at Harding (Ark.) University

MISC. STATS

Category	2019-20	Career*
Double-Figure Scoring	6	61
Double-Figure Rebounding	0	3
Double-Figure Assists	0	0
Double-Doubles	0	2
Led NU in Scoring	0	0
Led NU in Rebounding	0	0
Led NU in Assists	0	0
20+ Point Games	0	12
30+ Point Games	0	0

**Includes Seattle*
TOP PERFORMANCES OF 2019-20

Category	No.	Opponent (Date)
Points	12	North Dakota (12/21/19)
	11	at Creighton (12/7/19)
	10	UC Riverside (11/5/19)
	10	Southern (11/22/19)
	10	vs. George Mason (11/26/19)
	10	Texas A&M-CC (12/29/19)
Rebounds	5	Texas A&M-CC (12/29/19)
	3	Purdue (12/15/19)
	3	South Dakota State (11/15/19)
Assists	2	vs. George Mason (11/26/19)



#30 CHARLIE EASLEY | 6-2 | 190 | Fr. | G | Lincoln, Neb.

CAREER STATS

Year	GP	GS	Min	Avg	Total					Rebounds															
					FG	FGA	Pct	3FG	3FGA	Pct	FT	FTA	Pct	Off	Def	Tot	Avg	PF	FO	Ast	TO	Blk	Stl	Pts	Avg
2019-20	14	0	86	6.1	7	18	.389	3	11	.273	8	11	.727	2	2	4	0.3	7	0	4	3	0	6	25	1.8
TOTAL	14	0	86	6.1	7	18	.389	3	11	.273	8	11	.727	2	2	4	0.3	7	0	4	3	0	6	25	1.8

2019-20 GAME BY GAME

Opponent	Date	GS	Min	TOTAL			3-PTS			FT	FTA	Pct	REBOUNDS				PF	FO	A	TO	Blk	Stl	Pts	Avg	
				FG	FGA	Pct	3FG	FGA	Pct				Off	Def	Tot	Avg									
UC Riverside	11/05/19		1	0	0	.000	0	0	.000	0	0	.000	1	0	1	1.0	0	0	0	1	0	0	0	0.0	
Southern Utah	11/9/19		DNP																						
South Dakota St.	11/15/19		1	0	0	.000	0	0	.000	0	2	.000	0	0	0	0.5	0	0	0	0	0	0	0	0.0	
Southern	11/22/19		DNP																						
vs. Washington State	11/25/19		DNP																						
vs. George Mason	11/26/19		1	0	0	.000	0	0	.000	0	0	.000	0	0	0	0.3	0	0	0	0	0	0	0	0.0	
vs. South Florida	11/27/19		DNP																						
at Georgia Tech	12/04/19		1	0	0	.000	0	0	.000	0	0	.000	0	0	0	0.3	0	0	0	1	0	0	0	0.0	
at Creighton	12/7/19		4	2	2	1.000	0	0	.000	0	0	.000	0	0	0	0.2	0	0	1	0	0	0	4	0.8	
at Indiana	12/13/19		2	0	1	.000	0	0	.000	0	0	.000	0	0	0	0.2	2	0	0	0	0	0	0	0.7	
Purdue	12/15/19		10	0	0	.000	0	0	.000	2	2	1.000	0	1	1	0.3	0	0	0	0	0	0	2	0.9	
North Dakota	12/21/19		2	0	0	.000	0	0	.000	0	0	.000	0	0	0	0.3	0	0	0	0	0	0	0	0.8	
TAMU-Corpus Christi	12/29/19		8	1	3	.333	1	3	.333	0	0	.000	0	0	0	0.2	0	0	0	1	0	0	3	1.0	
Rutgers	1/3/20		3	1	2	.500	0	1	.000	3	3	1.000	0	0	0	0.2	0	0	0	0	0	1	5	1.4	
Iowa	1/7/20		16	0	3	.000	0	3	.000	1	2	.500	0	1	1	0.3	2	0	1	0	0	2	1	1.4	
at Northwestern	01/11/20		12	1	3	.333	0	1	.000	0	0	.000	0	0	0	0.3	0	0	1	0	0	0	2	1.4	
at No. 21 Ohio State	1/14/20		9	0	0	.000	0	0	.000	0	0	.000	0	0	0	0.2	1	0	1	0	0	0	0	1.3	
Indiana	1/18/20		16	2	4	.500	2	3	.667	2	2	1.000	1	0	1	0.3	2	0	0	0	0	3	8	1.8	
Totals			0	86	7	18	.389	3	11	.273	8	11	.727	2	2	4	0.3	7	0	4	3	0	6	25	1.8

NOTING EASLEY

- True freshman who walked on to the team after a prolific high school career at Lincoln Pius X High School
- Was put on scholarship for the spring semester on Jan. 10
- Keyed NU's second-half comeback against Indiana with a career-high eight points and three steals in 16 minutes
- Dished out an assist in nine minutes at No. 21 Ohio State
- Had two points and an assist in 12 minutes at Northwestern
- Played a key role in the win over Iowa, playing a career-high 16 minutes and recording a pair of steals
- Had a season-high five points and a steal in three minutes of work against Rutgers
- Played eight minutes in the win over Texas A&M-CC, hitting his first career 3-pointer in the process
- Saw his most extensive action in the win over Purdue, playing nine minutes and scoring a pair of points
- Played two minutes against Indiana, but missed his only shot from the field
- Had four points and an assist in four minutes against Creighton
- Saw action in the loss at Georgia Tech
- Played against George Mason, but had no stats in the loss to the Patriots
- Saw action in NU's win over South Dakota State, but did not score
- Played the final minute of NU's season opener against UC Riverside
- Was a three-year starter who finished with a school-record 1,412 points
- Guided Pius X to a 27-2 record and a Class B state title in 2019 after averaging 23.3 points, 6.1 rebounds, 4.1 assists and 3.1 steals per game
- Was AAU teammates with fellow Husker freshmen Akol Arop, Jace Piatkowski and Bret Porter

MISC. STATS

Category	2019-20	Career
Double-Figure Scoring	0	0
Double-Figure Rebounding	0	0
Double-Figure Assists	0	0
Double-Doubles	0	0
Led NU in Scoring	0	0
Led NU in Rebounding	0	0
Led NU in Assists	0	0
20+ Point Games	0	0
30+ Point Games	0	0

TOP PERFORMANCES OF 2019-20

Category	No.	Opponent (Date)
Points	8	Indiana (1/18/20)
	5	Rutgers (1/3/20)
	4	at Creighton (12/7/19)
Rebounds	1	Iowa (1/3/20)
	1	Indiana (1/18/20)
	1	UC Riverside (11/5/19)
	1	Purdue (12/15/19)
Assists	1	at Creighton (12/7/19)
	1	at Northwestern (1/11/20)


#34 THORIR THORBJARNARSON | 6-6 | 205 | Jr. | G | Reykjavik, Iceland

CAREER STATS

			Total											Rebounds															
Year	GP	GS	Min	Avg	FG	FGA	Pct	3FG	3FGA	Pct	FT	FTA	Pct	Off	Def	Tot	Avg	PF	FO	Ast	TO	Blk	Stl	Pts	Avg				
2017-18	9	0	19	2.1	3	7	.429	2	5	.400	0	0	.000	1	3	4	0.4	4	0	3	1	0	1	8	0.9				
2018-19	25	7	307	12.3	19	56	.339	4	23	.174	8	12	.667	10	43	53	2.1	25	0	29	13	5	14	50	2.0				
2019-20	18	10	458	25.4	52	104	.500	28	61	.459	14	19	.737	5	74	79	4.4	37	1	20	17	2	19	146	8.1				
TOTAL	52	17	784	15.1	74	167	.443	34	89	.382	22	31	.710	16	120	136	2.6	66	1	52	31	7	34	204	3.9				

2019-20 GAME BY GAME

Opponent	Date	GS	Min	TOTAL			3-PTS						REBOUNDS																			
				FG	FGA	Pct	3FG	FGA	Pct	FT	FTA	Pct	Off	Def	Tot	Avg	PF	FO	A	TO	Blk	Stl	Pts	Avg	PF	FO	A	TO	Blk	Stl	Pts	Avg
UC Riverside	11/05/19		15	0	0	.000	0	0	.000	0	0	.000	1	3	4	4.0	0	0	1	0	0	0	0	0.0								
Southern Utah	11/09/19		22	2	3	.667	1	2	.500	2	2	1.000	0	4	4	4.0	1	0	0	1	0	1	7	3.5								
South Dakota St.	11/15/19		16	2	6	.333	1	4	.250	0	0	.000	0	4	4	4.0	2	0	1	0	0	1	5	4.0								
Southern	11/22/19		24	2	3	.667	2	2	1.000	1	2	.500	0	2	2	3.5	3	0	0	0	1	0	7	4.8								
vs. Washington St.	11/25/19		17	1	2	.500	1	1	1.000	0	0	.000	0	2	2	3.2	2	0	0	1	0	1	3	4.4								
vs. George Mason	11/26/19		20	1	3	.333	0	1	.000	0	1	.000	0	4	4	3.3	1	0	0	1	0	0	2	4.0								
vs. South Florida	11/27/19		17	2	5	.400	0	2	.000	0	0	.000	0	3	3	3.3	1	0	0	0	0	0	4	4.0								
at Georgia Tech	12/04/19		21	4	7	.571	1	2	.500	2	2	1.000	2	5	7	3.8	2	0	0	3	1	2	11	4.9								
at Creighton	12/7/19	*	24	4	5	.800	4	5	.800	0	0	.000	0	3	3	3.7	2	0	0	1	0	0	12	5.7								
at Indiana	12/13/19	*	42	7	12	.583	3	5	.600	0	0	.000	0	1	1	3.4	4	0	1	1	0	0	17	6.8								
Purdue	12/15/19	*	29	3	8	.375	2	6	.333	5	6	.833	0	5	5	3.5	2	0	0	2	0	0	13	7.4								
North Dakota	12/21/19	*	22	1	5	.200	0	3	.000	0	0	.000	0	1	1	3.3	0	0	2	1	0	2	2	6.9								
TAMU-Corpus Christi	12/29/19	*	24	3	7	.429	2	4	.500	0	0	.000	0	4	4	3.4	2	0	1	0	0	4	8	7.0								
Rutgers	1/3/20	*	28	2	5	.400	1	2	.500	0	0	.000	0	4	4	3.4	1	0	5	1	0	1	5	6.9								
Iowa	1/7/20	*	36	6	9	.667	3	6	.500	2	4	.500	1	8	9	3.8	3	0	1	2	0	2	17	7.5								
at Northwestern	1/11/20	*	32	2	4	.500	1	3	.333	0	0	.000	0	7	7	4.0	5	1	2	1	0	2	5	7.4								
at No. 21 Ohio State	1/14/20	*	32	5	11	.455	5	8	.625	0	0	.000	0	6	6	4.1	2	0	3	0	0	0	15	7.8								
Indiana	1/18/20	*	37	5	9	.556	1	5	.200	2	2	1.000	1	8	9	4.4	4	0	3	2	0	3	13	8.1								
Totals		10	458	52	104	.500	28	61	.459	14	19	.737	5	74	79	4.4	37	1	20	17	2	19	146	8.1								

NOTING THORBJARNARSON

- Junior guard with a high basketball IQ and Big Ten experience
- Played one of his best all-around games with 13 points, a team-high nine rebounds, three assists and three steals against Indiana
- Connected on a career-high five 3-pointers, as he finished with 15 points and a team-high six boards at No. 21 Ohio State
- Fouled out at Northwestern and finished with five points, seven boards and two assists in 32 minutes
- Propelled the Huskers to a win over Iowa with season highs in points (17) and rebounds (nine), hitting consecutive 3-pointers after Iowa tied the score at 59
- Finished with five points, a career-high five assists and four rebounds vs. Rutgers
- Totaled 13 points, including a pair of 3-pointers, and five rebounds in a start against Purdue
- Put together a career night at Indiana with 17 points, including three 3-pointers, in 42 minutes, marking his third straight career high in scoring
- Posted his second straight career high with 12 points on 4-of-5 shooting from 3-point range at Creighton
- Totaled 11 points on 4-of-7 shooting and seven boards in 21 minutes at Georgia Tech
- Played in all three games in the Cayman Islands Classic, averaging 3.0 points and 3.0 rebounds per game
- Played a big role in NU's comeback over Southern, scoring seven second-half points, including back-to-back 3-pointers in a 7-0 spurt that trimmed an eight-point deficit to one.
- Gave a spark with five points and four rebounds in 16 minutes off the bench in the win over South Dakota State
- Came off the bench with seven points and four rebounds in 22 minutes against Southern Utah
- Played for the Iceland National Team during the Games of the Small States of Europe in the summer of 2019, averaging 10 points per game
- Was in the rotation during the second half of the 2018-19 season, playing in 25 contests, including seven starts
- Averaged 2.0 points, 2.1 rebounds and 1.2 assists per game, while posting a 2.2-to-1 assist-to-turnover ratio
- Closed his sophomore year with eight points, three assists and two steals in a start against TCU in the 2019 NIT
- Saw limited time as a freshman, appearing in nine games and totaling eight points, four rebounds and three assists
- Nebraska's first scholarship player from Iceland and one of the few players from the nation on Division I teams
- Played for KR Reykjavik in the Icelandic League for three years (2015-17), helping the team to three straight titles and a pair of Icelandic Cups in 2016 and 2017
- Averaged 10.2 points, 2.6 rebounds and 1.9 assists per game for a team that went 26-8 and won the league championship in the top pro league in the country in 2016-17

MISC. STATS

Category	2019-20	Career
Double-Figure Scoring	7	7
Double-Figure Rebounding	0	1
Double-Figure Assists	0	0
Double-Doubles	0	0
Led NU in Scoring	2	2
Led NU in Rebounding	3	4
Led NU in Assists	0	1
20+ Point Games	0	0
30+ Point Games	0	0

TOP PERFORMANCES OF 2019-20

Category	No.	Opponent (Date)
Points	17	at Indiana (12/13/19)
	17	Iowa (1/3/20)
	15	at Ohio State (1/14/20)
	13	Purdue (12/15/19)
	13	Indiana (1/18/20)
Rebounds	9	Iowa (1/3/20)
	9	Indiana (1/18/20)
	7	at Georgia Tech (12/4/19)
	7	at Northwestern (1/11/20)
Assists	5	Rutgers (1/3/20)
	3	at Ohio State (1/14/20)
	3	Indiana (1/18/20)



#21 JACE PIATKOWSKI | 6-4 | 175 | Fr. | G | Omaha, Neb.

CAREER STATS

Year	GP	GS	Min	Avg	Total									Rebounds												
					FG	FGA	Pct	3FG	3FGA	Pct	FT	FTA	Pct	Off	Def	Tot	Avg	PF	FO	Ast	TO	Blk	Stl	Pts	Avg	
2019-20	Has not played																									

Has not played

2019-20 GAME BY GAME

NOTING PIATKOWSKI

- Walk-on who is expected to redshirt during the 2019-20 season
- Played at Elkhorn South, averaging 18.6 points and 3.3 rebounds per game as a senior, highlighted by a 36-point performance against Lincoln High, to earn honorable-mention all-state honors from the Omaha World-Herald
- Was AAU teammates with fellow Husker freshmen Akol Arop, Charlie Easley and Bret Porter
- His father (Eric) played at Nebraska from 1991-94 and spent 14 years in the NBA
- The elder Piatkowski ranks second in school history with 1,934 points and was a two-time All-Big Eight pick and 1994 Big Eight Tournament MVP



#44 BRET PORTER | 6-6 | 215 | Fr. | F | Omaha, Neb.

CAREER STATS


Year	GP	GS	Min	Avg	Total									Rebounds									
					FG	FGA	Pct	3FG	3FGA	Pct	FT	FTA	Pct	Off	Def	Tot	Avg	PF	FO	Ast	TO	Blk	Stl
2019-20	Has not played																						

Has not played

2019-20 GAME BY GAME

NOTING PORTER

- Walk-on who is expected to redshirt during the 2019-20 season
- Returned from a torn ACL in June of 2018 to play as a senior, averaging 6.2 points and 4.4 rebounds as Millard North High School reached the district final
- Enjoyed a strong junior season, averaging 13.5 points and 7.5 rebounds per game for the Mustangs
- Was AAU teammates with fellow Husker freshmen Akol Arop, Jace Piatkowski and Charlie Easley
- Is a fourth-generation athlete at Nebraska, as his father (Budge, 1975) grandfather (Mort, 1943, 1946-47) and great grandfather (Grove, 1913-15) all played football for the Cornhuskers


#4 SHAMIEL STEVENSON | 6-6 | 245 | Jr. | G/F | Toronto, Ontario, Canada

CAREER STATS

	Total												Rebounds												
Year	GP	GS	Min	Avg	FG	FGA	Pct	3FG	3FGA	Pct	FT	FTA	Pct	Off	Def	Tot	Avg	PF	FO	Ast	TO	Blk	Stl	Pts	Avg
2017-18*	32	13	761	23.8	95	188	.505	15	40	.375	68	112	.607	27	114	141	4.4	50	0	33	72	8	16	273	8.5
2018-19*	4	0	32	8.0	7	12	.583	1	1	1.000	0	1	.000	0	7	7	1.8	3	0	3	1	1	3	15	3.8
All*	36	13	793	22.0	102	200	.510	16	41	.390	68	113	.602	27	121	148	4.1	53	0	36	73	9	19	288	8.0

NOTING STEVENSON

- Will sit out this season following his NCAA appeal being denied on Nov. 26, 2019 and will have two seasons of eligibility remaining
- Played in 32 games, including 13 starts at Pittsburgh in 2017-18, averaging 8.5 points on 51 percent shooting and 4.4 rebounds per game to rank second on the Panthers in rebounds
- Reached double figures 13 times, including a career-high 19 points against Montana
- Played at Hillcrest (Ariz.) Prep, averaging 14.2 points and 6.3 rebounds and was selected to play in the 2017 BioSteel All-Canadian Game


#13 DERRICK WALKER | 6-8 | 235 | Jr. | F | Kansas City, Mo.

CAREER STATS

Year	GP	GS	Min	Avg	Total									Rebounds				PF	FO	Ast	TO	Blk	Stl	Pts	Avg
					FG	FGA	Pct	3FG	3FGA	Pct	FT	FTA	Pct	Off	Def	Tot	Avg								
2017-18*	34	0	299	8.8	28	47	.596	0	0	.000	10	25	.400	29	46	75	2.2	43	0	9	21	7	3	66	1.9
2018-19*	30	0	160	5.3	10	19	.526	0	0	.000	5	19	.263	8	24	32	1.1	28	0	7	6	3	6	25	0.8
All*	64	0	459	7.2	38	66	.576	0	0	.000	15	44	.341	37	70	107	1.7	71	0	16	27	10	9	91	1.4

2019-20 GAME BY GAME
NOTING WALKER

- Walker is sitting out the 2019-20 season after transferring from Tennessee and will have two seasons of eligibility remaining
- Played in 30 games at Tennessee in 2018-19 as the Volunteers reached the NCAA Sweet 16
- Helped the Volunteers to an SEC title in 2017-18, playing in 34 games and averaging 1.9 points and 2.2 rebounds per outing
- A four-star prospect by ESPN who played at Sunrise (Kan.) Christian Academy, averaging 14 points and seven rebounds per game in 2016-17
- Played on MOKAN Elite AAU program with NBA first-round picks Trae Young and Michael Porter Jr.
- Spent freshman-junior years at Raytown High School, the alma mater of former Husker great Tyrone Lue


#45 DALANO BANTON | 6-8 | 195 | So. | G | Toronto, Ontario, Canada

CAREER STATS

Year	GP	GS	Min	Avg	Total						FT	FTA	Pct	Rebounds				PF	FO	Ast	TO	Blk	Stl	Pts	Avg
					FG	FGA	Pct	3FG	3FGA	Pct				Off	Def	Tot	Avg								
2018-19*	31	12	469	15.1	39	96	.406	8	37	.216	19	34	.559	16	76	92	3.0	27	0	65	52	16	14	105	3.4
All*	31	12	469	15.1	39	96	.406	8	37	.216	19	34	.559	16	76	92	3.0	27	0	65	52	16	14	105	3.4

NOTING BANTON

- Transfer from Western Kentucky who will sit out the 2019-20 season and have three years of eligibility remaining
- Reclassified to the class of 2018 to play at Western Kentucky, where he averaged 3.4 points, 3.0 rebounds and 2.1 assists per game
- Made 12 starts and his best performance was a 13-rebound, 10-assist, eight-point effort in a win over No. 15 Wisconsin
- Top 100 recruit (Rivals and 247Sports) who played at Redemption (N.Y.) Christian Academy and was named conference MVP in his final year at the school
- Played in the BioSteel All-Canadian Game, finishing with 19 points on 9-of-16 shooting, eight rebounds and three steals

UC RIVERSIDE 66, NEBRASKA 47



Official Basketball Box Score - Final
UC Riverside at Nebraska
11/09/19 Pinnacle Bank Arena, Lincoln
Nebraska vs. UC Riverside

Game Time: 8:06 PM
Game Duration: 1:54
Attendance: 15,745

Officials: Larront Simpson, Chris Beaver, Steve Honsack

UC Riverside - 66

Record: 1-0

NO. Name	Min	FG M-A	3P M-A	FT M-A	Rebounds OR DR TOT	Fouls PF FD	TP	AS	TO	ST	Blocks BS BA	+/
25 Callum McRae	C 29:01	4-9	0-0	1-2	4 6	4 2	9	2	3	2	1 3	9
0 Dragan Elkaz	G 31:20	5-9	4-8	0-0	1 4	5 4	0	14	0	0	0 0	14
13 Khy Kabellis	G 16:34	1-6	0-1	0-0	0 2	2 0	2	2	1	1	0 2	2
22 Dominick Pickett	G 25:43	2-7	2-4	4-5	0 1	1 2	3	10	0	1	0 0	1
35 George Willborn III	G 29:18	6-11	1-2	0-0	4 14	18	4	0	13	2	6 3	0
3 DJ McDonald	22:48	4-6	4-6	3-3	0 2	2 1	3	15	0	2	0 0	0
5 Zyron Pullin	26:18	1-4	1-3	0-0	0 0	0 0	1	3	2	0	0 0	22
11 Zac Watson	18:58	0-3	0-1	0-0	4 8	12	2	0	0	4	1 2	1
Team					2 1	3	0	0	1	2	1	0
Totals		23-55	12-25	5-9	13 36	49	18	11	66	12 18	8 2	6 19

Technical Fouls: NONE

Nebraska - 47

Record: 6-1

NO. Name	Min	FG M-A	3P M-A	FT M-A	Rebounds OR DR TOT	Fouls PF FD	TP	AS	TO	ST	Blocks BS BA	+/
24 Yvan Ouedraogo	F 20:45	4-6	0-0	1-4	0 3	3	1	3	1	1	2 1	0
3 Cam Mack	G 32:22	4-13	2-5	1-2	3 6	9	1	4	11	3	2 0	0
11 Dachon Burke	G 22:42	2-7	0-3	3-4	0 2	2 0	2	1	7	0	2 1	1
22 Haanif Cheatham	G 25:59	0-3	0-2	1-2	0 2	2 0	2	1	3	1	1 0	0
23 Jerry Green	G 32:20	2-9	1-5	0-2	1 1	2 5	2	5	2	3	2 3	0
1 Kevin Cross	14:01	1-10	1-6	1-2	3 0	3	2	1	4	0	0 0	1
25 Matej Kavas	24:39	3-5	2-3	2-3	0 1	1 1	2	10	1	1	0 0	0
34 Thorir Thorbjarnarson	15:03	0-0	0-0	0-0	1 3	4	0	0	1	0	0 0	0
15 Samari Curtis	09:31	0-1	0-1	0-0	0 0	0 0	0	1	0	0	1 0	0
0 Akol Arop	01:19	0-1	0-1	0-0	0 1	1	0	0	0	0	0 0	0
30 Charlie Easley	01:19	0-0	0-0	0-0	1 0	1	0	0	0	0	0 0	0
Team					0 1	1	0	0	0	0	0	0
Totals		16-55	6-26	9-19	9 20	29	11	18	47	12 11	6 2	6 19

Technical Fouls: NONE

	UCR	NEB
Biggest lead	20 (2 nd 1:19)	9 (1 st 13:12)
Best Scoring Run	9 (2 nd 13:09)	9 (1 st 13:12)
Lead Changes	4	
Times Tied	5	
Time with Lead	24:14	12:38

Game Notes: Actual Attendance 11,725 +

SOUTHERN UTAH 79, NEBRASKA 78 (2OT)



Official Basketball Box Score - Final
Southern Utah at Nebraska
11/09/19 Pinnacle Bank Arena, Lincoln, NE
Nebraska vs. Southern Utah

Game Time: 1:01 PM
Game Duration: 2:32
Attendance: 15,928

Officials: Bill B, Donnie Eppley, Brandon Cruz

Southern Utah - 79

Record: 2-0

NO. Name	Min	FG M-A	3P M-A	FT M-A	Rebounds OR DR TOT	Fouls PF FD	TP	AS	TO	ST	Blocks BS BA	+/
25 Dwayne Morgan	F 35:11	6-16	0-4	7-11	4 5	19	1	4	2	1	1	-3
32 Andre Adams	F 25:10	4-7	0-0	1-1	3 8	11	4	1	8	0	1 0	0
3 John Knight III	G 21:12	1-7	0-1	0-0	1 1	2 1	1	2	1	3	0 3	1
4 Dre Marin	G 37:56	3-10	2-8	2-2	0 5	5	2	1	10	3	1 0	1
23 Cameron Oluyitan	G 37:54	5-11	1-4	0-0	1 6	7	3	2	11	0	1 1	0
1 Jakob Long	36:48	4-8	0-1	2-2	1 1	2	4	1	10	2	3 4	0
15 Harrison Butler	22:27	3-7	0-0	0-2	0 5	5	4	2	6	2	0 0	2
12 Maizen Fausett	23:11	5-15	2-6	2 6	8	0	4	13	1	3	0 1	0
14 Daouda Ndiaye	10:10	0-0	0-0	1 1	2	1	0	0	0	0	1 0	-1
Team					2 3	5	0	2				
Totals		31-76	4-23	13-21	15 43	58	23	17	79	10	18	7 5 1

Technical Fouls: Marin 2nd OT 2:39

Nebraska - 78

Record: 9-2

NO. Name	Min	FG M-A	3P M-A	FT M-A	Rebounds OR DR TOT	Fouls PF FD	TP	AS	TO	ST	Blocks BS BA	+/
24 Yvan Ouedraogo	F 13:59	1-6	0-0	0-0	2 3	5	1	0	2	0	2 0	3
3 Cam Mack	G 41:41	5-14	0-6	3-6	1 6	7	2	5	13	11	3 2	1
11 Dachon Burke	G 33:58	4-10	1-4	4-4	0 4	4	3	13	2	1	1 1	0
22 Haanif Cheatham	G 35:34	1-3	0-0	2-5	0 5	5	3	5	4	1	1 2	1
23 Jerry Green	G 45:34	6-18	2-8	4-6	2 6	8	2	4	18	1	2 3	1
1 Kevin Cross	35:50	8-15	1-3	2-2	3 2	5	1	2	19	0	2 0	1
25 Matej Kavas	18:47	0-3	0-2	2-4	0 2	2	2	2	0	0	0 0	0
15 Samari Curtis	03:06	0-1	0-0	0-0	0 0	1	0	0	0	1	0 0	0
34 Thorir Thorbjarnarson	21:31	2-3	1-2	2-2	0 4	4	1	2	7	0	1 1	0
Team					2 2	4	0	0				
Totals		27-73	5-26	19-29	10 34	44	17	23	78	15	13	9 5 7

Technical Fouls: NONE

	SU	NEB
Biggest lead	3 (2 nd 0:05)	14 (1 st 4:10)
Best Scoring Run	7 (2 nd 14:12)	9 (1 st 4:10)
Lead Changes	9	
Times Tied	7	
Time with Lead	05:22	37:14

Game Notes: Actual Attendance 11,473 +

NEBRASKA 90, SOUTH DAKOTA STATE 73



Official Basketball Box Score - Final
South Dakota St. at Nebraska
11/15/19 Pinnacle Bank Arena, Lincoln
Nebraska vs. South Dakota State

Game Time: 8:05 PM
Game Duration: 1:55
Attendance: 15,946

Officials: Steve McMunkins, Lewis Garrison, Edwin Young

South Dakota St. - 73

Record: 3-2

NO. Name	Min	FG M-A	3P M-A	FT M-A	Rebounds OR DR TOT	Fouls PF FD	TP	AS	TO	ST	Blocks BS BA	+/
32 Matt Dentlinger	F 21:17	4-6	0-0	0-0	1 1	2	1	4	8	0	2 0	0
35 Douglas Wilson	F 32:31	6-12	0-0	3-6	8 6	14	1	5	15	1	2 0	2
0 Brandon Key	G 30:27	3-10	0-1	6-8	1 1	2	3	5	12	3	1 1	1
11 Noah Freidel	G 16:01	3-7	0-2	0-0	1 1	2	3	0	6	0	1 0	1
3 Alex Arians	G 22:27	3-7	2-5	0-0	0 4	4	1	1	8	0	3 1	0
3 Baylor Scheierman	23:31	3-10	0-4	0-0	0 8	8	4	0	6	2	0 0	0
23 Owen King	09:12	0-1	0-0	0-0	0 1	1	2	1	0	0	0 0	0
50 David Wingett	22:08	2-8	1-5	0-1	0 4	4	3	1	5	1	2 1	0
2 Tray Buchanan	17:08	5-8	0-2	3-3	0 2	3	2	1	13	0	1 1	0
1 Matt Mims	04:00	0-1	0-1	0-0	0 0	0	0	0	1	0	0 0	0
22 Aaron Fliegen	01:18	0-0	0-0	0-0	0 0	0	0	0	0	0	0 0	0
Team					3 2	5	0	1				
Totals		29-70	3-21	12-18	14 30	44	20	19	73	7	13	5 4 3

Technical Fouls: NONE

Nebraska - 90

Record: 1-2

NO. Name	Min	FG M-A	3P M-A	FT M-A	Rebounds OR DR TOT	Fouls PF FD	TP	AS	TO	ST	Blocks BS BA	+/
24 Yvan Ouedraogo	F 20:23	3-7	0-0	0-1	6 6	12	4	2	6	5	0 0	1
3 Cam Mack	G 36:04	8-14	3-6	5-7	1 1	2	7	24	4	1	3 0	1
11 Dachon Burke	G 27:53	5-13	1-4	6-9	3 4	7	2	6	17	0	1 0	2
22 Haanif Cheatham	G 29:22	8-11	0-2	1-3	1 5	6	1	2	17	3	1 0	1
23 Jerry Green	G 24:52	3-7	0-3	0-0	0 4	4	2	1	6	5	2	0
1 Kevin Cross	16:55	4-5	1-1	1-1	0 2	2	4	1	10	0	1 0	2
25 Matej Kavas	16:33	1-6	0-4	0-0	0 3	3	1	0	2	1	0 0	0
34 Thorir Thorbjarnarson	16:21	2-6	1-4	0-0	0 4	4	2	0	5	1	0 1	0
15 Samari Curtis	10:01	1-2	1-2	0-0	0 2	2	1	0	3	0	0 0	0
0 Akol Arop	01:18	0-0	0-0	0-0	0 1	1	0	0	0	0	0 0	0
30 Charlie Easley	01:18	0-0	0-0	0-2	0 0	0	0	1	0	0	0 0	0
Team					2 0	2	0	0				
Totals		35-71	7-26	13-23	13 32	45	19	20	90	16	11	5 3 4

Technical Fouls: NONE

	SDS	NEB
Biggest lead	0 (1 st 20:00)	31 (1 st 4:50)
Best Scoring Run	7 (2 nd 10:29)	13 (1 st 4:50)
Lead Changes	0	
Times Tied	1	
Time with Lead	00:00	37:53

Game Notes: Actual Attendance 12,947 +

NEBRASKA 93, SOUTHERN 86 (OT)



Official Basketball Box Score - Final
Southern U. at Nebraska
11/22/19 Pinnacle Bank Arena, Lincoln
Nebraska vs. Southern U.

Game Time: 7:01 PM
Game Duration: 2:17
Attendance: 15,931

Officials: Terry Oglesty, Brian McNutt, Kelly Pfeifer

Southern U. - 86

Record: 2-3

NO. Name		Min	FG M-A	3P M-A	FT M-A	Rebounds OR DR TOT	Fouls PF FD	TP	AS	TO	ST	Blocks BS BA	+/-
12 Darius Williams	F	38:31	7-12	0-0	0-0	6 7 13	2 2 1	14	4	1	0	0 1	-1
40 Amel Kuljuhovic	C	14:55	2-5	1-1	0-0	3 3 6	2 0 0	5	0	0	0	0 0	-4
1 Ahsante Shivers	G	32:55	1-8	1-4	3-3	1 3 4	4 1 4	6	4	3	0	2 1	-2
5 Jayden Saddler	G	26:35	3-7	0-2	1-2	1 4 5	5 3 3	7	5	3	0	0 0	0
13 Meah Bradford	G	41:54	11-20	6-11	3-3	1 2 3	5 6 31	3	4	0	3	2 3	-3
3 Skyler Baggs		13:26	1-1	0-0	0-0	0 4 4	2 0 0	0	0	1	0	0 0	0
11 Montese Blake		11:05	1-8	0-5	0-0	0 1 1	1 0 2	2	0	0	0	0 0	-11
20 Lamarus Lee		18:38	2-10	1-5	0-0	2 2 4	2 0 5	2	0	1	2	1 1	-7
2 Damir Burns		22:14	6-10	0-0	2-2	4 3 7	2 2 1	14	0	0	0	0 0	-11
4 Isaiah Rollins		03:05	0-1	0-0	0-0	0 0 0	0 0 0	0	2	0	1	0 0	4
24 Osa Wilson		00:54	0-0	0-0	0-0	0 0 0	0 0 0	0	0	0	0	0 0	-3
25 Brendon Brook		00:48	0-1	0-0	0-0	0 0 0	0 0 0	0	0	0	0	0 0	1
Team						7 0 7	0	0	2				

NEBRASKA 82, WASHINGTON STATE 71



Official Basketball Box Score - Final
Washington St. at Nebraska
11/25/19
2019-20 Men's Basketball

Game Time: 6:30 PM
Game Duration: 2:01
Attendance: 690

Officials: John Higgins, John Garney, Jeff Anderson

Washington St. - 71

Record: 2-3

NO. Name	Min	FG M-A	3P M-A	FT M-A	Rebounds	Fouls	TP	AS	TO	ST	Blocks	+/-
4 Aliaz Kunc	28:16	1-5	0-3	0-0	2 4 6	3 2	2	1	0	1	1	-15
13 Jeff Pollard	15:46	2-2	0-0	0-0	1 0 1	2 0	4	0	0	0	1	-1
1 Jervae Robinson	31:10	3-13	1-6	0-1	0 4 4	1 1	7	1	2	0	0	-8
2 C.J. Elleby	28:33	9-21	2-7	7-7	2 4 6	3 6	27	1	3	2	1	-13
10 Isaac Bonton	30:20	6-19	3-9	2-3	0 7 7	2 3	17	0	4	2	0	-7
20 Deion James	03:21	1-1	0-0	0-0	0 0 0	0 0	2	0	0	0	0	-4
23 Jaylen Shead	26:43	1-5	0-2	1-1	4 4 5	2 1	3	4	2	1	0	-9
11 D.J. Rodman	10:11	0-0	0-0	0-0	0 1 1	0 0	0	2	1	0	0	7
15 Volodymyr Markovetskyi	08:11	3-5	0-0	0-2	6 1 7	2 1	6	0	1	0	0	-6
32 Tony Miller	04:41	0-0	0-0	1-2	0 2 2	4 1	1	0	0	0	0	-1
24 Noah Williams	05:06	0-1	0-0	0-0	0 0 0	4 0	0	0	0	0	0	1
5 Marvin Cannon	07:42	1-1	0-0	0-0	0 0 0	0 0	2	0	0	0	0	1
Team					0 2 2	0	0					
Totals	27:73	6-27	11-16	15-29	44	23	15	71	9	13	6	3 2 -11

Technical Fouls: NONE

Nebraska - 82

Record: 3-2

NO. Name	Min	FG M-A	3P M-A	FT M-A	Rebounds	Fouls	TP	AS	TO	ST	Blocks	+/-
24 Yvan Ouedraogo	13:24	2-4	0-0	0-2	1 0 1	1 1	4	0	2	0	0	-2
3 Cam Mack	36:48	2-8	0-2	6-11	1 7 8	5 7	10	6	5	3	0	2 19
11 Dachon Burke	6:10	1-3	0-0	0-0	1 4 5	2 1	4	2	1	0	0	14
22 Haanif Cheatham	33:58	8-10	2-3	1-2	1 6 7	3 5	19	0	3	0	0	18
23 Jervay Green	27:58	5-9	3-5	3-4	2 6 8	3 2	16	2	1	0	0	11
1 Kevin Cross	26:36	6-8	2-4	0-2	0 8 8	0 4	14	1	3	0	2	13
25 Matej Kavas	14:13	1-3	0-1	0-0	0 0 0	2 0	2	0	0	0	0	-5
34 Thorir Thorbjarnarson	16:32	1-2	1-1	0-0	0 2 2	0 0	3	0	1	1	0	-1
15 Samari Curtis	02:03	0-0	0-0	0-0	0 0 0	0 0	0	0	0	0	0	-5
Team					1 1 2	0	0					
Totals	30:57	9-18	13-25	7 34	41	16	23	82	11	15	5	2 3 11

Technical Fouls: Mack 2nd 0:53

	WSU	UNL
Biggest lead	6 (1 st 6:44)	16 (2 nd 7:22)
Best Scoring Run	10 (1 st 6:44)	8 (2 nd 7:22)
Lead Changes	3	2
Times Tied	2	0
Time with Lead	12:10	25:50

Points from Turnovers	WSU	UNL
	17	19
Paint	42	40
Second Chance	20	4
Fast Breaks	13	13
Bench	14	19

Period by Period Scoring	1st	2nd	TOT
WSU	37	34	71
UNL	34	48	82

GEORGE MASON 85, NEBRASKA 66



Official Basketball Box Score - Final
George Mason at Nebraska
11/25/19 John Gray Gymnasium, George Town, Grand Cayman
2019-20 Men's Basketball

Game Time: 6:30 PM
Game Duration: 1:50
Attendance: 1,066

Officials: Jeff Anderson, Ron Groover, Matt Peter

George Mason - 85

Record: 7-1

NO. Name	Min	FG M-A	3P M-A	FT M-A	Rebounds	Fouls	TP	AS	TO	ST	Blocks	+/-
12 AJ Wilson	33:34	4-9	0-0	0-2	7 7 14	2 1	8	2	3	1	5	1 27
13 Josh Odure	19:22	1-2	0-0	0-0	1 4 5	1 2	2	0	1	0	0	-4
10 Jamal Hartwell II	36:24	8-15	5-10	2-2	1 2 3	2 1	23	6	2	0	0	21
11 Jordan Miller	26:32	7-11	2-4	4-4	1 7 8	2 3	20	1	4	2	1	24
23 Javon Greene	33:36	7-17	2-6	1-2	1 5 6	4 2	17	3	4	4	0	1 29
0 Goanar Mar	29:07	2-5	1-2	3-4	2 4 6	1 3	8	2	2	0	0	8
2 Xavier Johnson	09:12	0-1	0-1	0-0	0 1 1	0 1	0	0	2	0	0	-9
1 Justin Kier	09:22	3-4	1-1	0-0	0 3 3	0 0	7	5	1	0	0	5
20 Jason Douglas-Stanley	00:57	0-1	0-1	0-0	0 0 0	0 0	0	0	0	0	0	-1
21 Jack Tempchin	00:57	0-0	0-0	0-0	0 0 0	0 0	0	0	1	0	0	-2
22 Mehki McCray	00:57	0-0	0-0	0-0	0 0 0	0 0	0	0	0	0	0	-2
Team					2 1 3	0	0					
Totals	32:65	11-25	10-14	15 34	49	12	13	85	14	19	7	6 4 19

Technical Fouls: NONE

Nebraska - 66

Record: 3-3

NO. Name	Min	FG M-A	3P M-A	FT M-A	Rebounds	Fouls	TP	AS	TO	ST	Blocks	+/-
24 Yvan Ouedraogo	20:34	1-2	0-0	0-0	1 2 5	1 0	2	0	1	2	2	1 -21
3 Cam Mack	30:07	4-9	1-3	0-0	1 1 2	4 0	9	3	4	0	0	1 -21
11 Dachon Burke	30:45	5-12	2-5	2-4	0 2 2	1 2	14	1	4	5	1	2 -14
22 Haanif Cheatham	31:58	5-8	2-4	1-2	0 1 1	0 1	19	0	0	0	0	-12
23 Jervay Green	24:29	1-7	0-5	0-0	1 3 4	3 2	7	5	2	1	0	-26
1 Kevin Cross	19:21	4-8	3-5	0-0	1 4 5	1 0	11	1	2	0	1	1
25 Matej Kavas	16:03	2-7	1-4	5-6	0 2 2	2 2	10	2	0	0	0	-2
34 Thorir Thorbjarnarson	19:34	1-3	0-1	0-1	0 4 4	1 1	2	0	1	0	0	-4
15 Samari Curtis	07:01	1-4	1-3	0-0	0 0 0	0 0	3	0	0	0	0	0
30 Charlie Easley	00:57	0-0	0-0	0-0	0 0 0	0 0	0	0	0	0	0	2
Team					1 0 1	0	0	1				
Totals	24:61	10-30	8-13	7 19	26	13	12	66	12	15	9	4 6 -19

Technical Fouls: NONE

	GMU	UNL
Biggest lead	21 (2 nd 1:23)	2 (1 st 10:44)
Best Scoring Run	10 (1 st 8:17)	9 (1 st 10:44)
Lead Changes	4	0
Times Tied	2	0
Time with Lead	36:01	01:05

Points from	GMU	UNL
Turnovers	11	15
Paint	34	24
Second Chance	17	9
Fast Breaks	2	18
Bench	15	26

Period by Period Scoring			
	1st	2nd	TOT
GMU	37	48	85
UNL	28	38	66

Period by Period Scoring	1st	2nd	TOT
GMU	37	48	85
UNL	28	38	66

NEBRASKA 74, SOUTH FLORIDA 67



Official Basketball Box Score - Final
South Fla. at Nebraska
11/27/19 John Gray Gymnasium, George Town, Grand Cayman
2019-20 Men's Basketball

Game Time: 4:00 PM
Game Duration: 1:52
Attendance: 512

Officials: Ron Groover, Pat Adams, Tony Chazza

South Fla. - 67

Record: 3-4

NO. Name	Min	FG M-A	3P M-A	FT M-A	Rebounds	Fouls	TP	AS	TO	ST	Blocks	+/-
4 Michael Durr	28:29	4-11	0-0	0-0	5 6 11	1 0	8	0	1	0	0	-10
00 David Collins	26:18	6-15	2-7	2-2	0 3 3	3 4	16	0	1	1	0	-8
2 Ezacuras Dawson	19:36	2-5	1-3	0-0	0 0 0	3 0	5	2	1	0	0	4
3 Laquincy Rideau	38:41	7-18	1-5	0-0	1 2 3	4 3	15	5	2	1	0	-12
13 Justin Brown	31:51	1-8	1-5	1-2	6 2 8	2 2	4	2	1	1	0	-9
1 Xavier Castaneda	28:35	2-6	1-3	2-2	0 5 5	1 1	7	3	0	0	0	-2
34 Antun Moricovic	11:31	2-2	0-0	0-0	1 2 3	1 0	4	0	0	0	2	3
5 Rashun Williams	11:45	3-4	2-3	0-0	2 2 4	0 0	8	0	2	0	0	0
24 Jamir Chaplin	03:14	0-1	0-1	0-0	1 0 1	0 0	0	0	0	0	0	-4
Team					1 0 1	0	0	1				
Totals	27:70	8-27	5-6	17 22	39	15	10	67	12	9	4	3 1 -7

Technical Fouls: NONE

Nebraska - 74

Record: 4-3

NO. Name	Min	FG M-A	3P M-A	FT M-A	Rebounds	Fouls	TP	AS	TO	ST	Blocks	+/-
24 Yvan Ouedraogo	24:03	2-3	0-0	2-2	1 4 5	2 2	6	0	1	0	0	19
11 Dachon Burke	30:53	8-11	3-5	2-4	1 3 4	2 2	21	1	1	0	1	10
22 Haanif Cheatham	36:50	8-11	1-1	9-11	0 3 3	3 6	26	0	2	0	0	12
23 Jervay Green	27:21	1-4	1-3	0-0	0 3 3	1 0	3	0	3	0	0	7
25 Matej Kavas	17:00	3-4	0-0	0-0	0 0 0	0 0	6	1	0	0	0	1
1 Kevin Cross	15:57	0-5	0-2	0-0	0 1 1	0 1	0	1	1	0	0	-12
3 Cam Mack	26:25	2-5	0-0	1-2	1 3 4	1 4	5	7	1	2	0	2
34 Thorir Thorbjarnarson	16:59	2-5	0-2	0-0	0 3 3	1 0	4	0	0	0	0	1
15 Samari Curtis	04:32	1-1	1-1	0-0	0 1 1	0 0	3	0	0	0	0	-6
Team					0 5 5	0	0					
Totals	27:49	6-14	14-19	3 26	29	10	15	74	10	9	2	1 3 7

Technical Fouls: NONE

	USF	UNL
Biggest lead	8 (1 st 8:14)	8 (2 nd 6:42)
Best Scoring Run	9 (1 st 8:14)	13 (2 nd 9:10)
Lead Changes	8	5
Times Tied	5	0
Time with Lead	18:05	19:32

Points from Turnovers	USF	UNL
	10	12
Paint	32	34
Second Chance	15	2
Fast Breaks	4	17
Bench	19	12

Period by Period Scoring	1st	2nd	TOT
USF	35	32	67
UNL	33	41	74

GEORGIA TECH 73, NEBRASKA 56



Official Basketball Box Score - Final
Nebraska at Georgia Tech
12/05/19 McCamish Pavilion, Atlanta, GA
2019-20 Men's Basketball

Game Time: 12:15 AM
Game Duration: 1:58
Attendance: 5,133

Officials: Bill Covington, Jr., Bert Smith, Tony Henderson

Nebraska - 56

Record: 4-4

NO. Name	Min	FG	3P	FT	Reb	Fouls	TP	AS	TO	ST	Blocks	+/-
		M-A	M-A	M-A	OR DR	PF						
24 Yvan Ouedraogo	F 22:42	1-5	0-0	1-4	4 3 7	0 3	3	1	2	1	0	3 -11
3 Cam Mack	G 34:30	4-11	1-3	2-4	1 1 2	4 5	11	6	3	1	1	-14
11 Dachon Burke	G 19:53	1-9	1-5	1-2	0 1 1	1 1	4	1	0	0	0	-10
22 Haanif Cheadam	G 35:17	6-11	0-1	2-4	2 9 11	2 3	14	2	3	2	0	-21
23 Jervay Green	G 33:35	4-13	0-3	0-2	0 1 4	5 3	12	1	2	3	1	0 -13
1 Kevin Cross	17:18	1-6	0-0	0-0	0 1 4	5 1	0	2	1	2	0	-1
25 Matej Kavas	11:39	0-3	0-2	0-0	0 0 1	1 1	0	0	0	0	0	0
34 Thorir Thorgeirsson	20:54	4-7	1-2	2-2	2 5 7	2 3	11	0	0	3	2	1 0
0 Akol Arop	01:24	0-0	0-0	0-0	0 0 0	0 0	0	0	0	0	0	-1
15 Samari Curtis	01:24	0-0	0-0	0-0	0 0 0	0 0	0	0	0	0	0	0
20 Charlie Easley	01:24	0-0	0-0	0-0	0 0 0	0 0	0	0	0	0	0	-1
Team					1 3 4	4	0	0	1			
Total		24 65	0 6 0	10 12	43 42	14 17	56	14	19	7	2	8

CREIGHTON 95, NEBRASKA 76

Official Basketball Box Score -- Game Totals -- Final Statistics
Nebraska vs Creighton
12-07-19 1:30 pm at Omaha, Neb. (CHI Health Center Omaha)

Nebraska 76 • 4-5

#	Player		Total		3-Ptr		Rebounds		PF	TP	A	TO	Blk	Stl	Min
			FG-FGA	FG-FGA	FT-FTA	Off Def	Tot								
24	Yvan Ouedraogo	f	1-5	0-0	0-2	1 2	3	1	2	0	1	0	0	0	12
11	Dachon Burke	g	4-12	0-2	1-3	1 6	7	2	9	2	2	0	2	2	29
22	Haanif Cheatham	g	5-12	0-2	4-5	1 4	5	1	14	1	1	0	0	0	32
32	Jervay Green	g	3-8	1-6	3-5	2 4	6	1	10	1	2	1	1	1	32
34	Thor Thorbjarnarson	g	4-5	4-5	0-0	0 3	3	2	12	0	1	0	0	0	24
00	Akol Arop		0-1	0-0	2-2	0 4	4	0	2	0	1	1	0	0	3
01	Kevin Cross		0-3	0-2	0-2	0 1	1	0	0	0	1	0	0	0	10
03	Cam Mack		4-9	1-3	3-5	0 2	2	2	12	3	2	1	1	0	30
25	Matej Kavas		4-8	3-7	0-0	0 0	0	2	11	1	1	0	0	0	24
30	Charlie Easley		2-2	0-0	0-0	0 0	0	0	4	1	0	0	0	0	4
Team						3 0	3								
Totals			27-65	9-27	13-24	8 26	34	13	76	9	12	3	4	200	

FG % 1st Half: 8-34 23.5% 2nd half: 19-31 61.3% Game: 27-65 41.5%
3FG % 1st Half: 3-14 21.4% 2nd half: 6-13 46.2% Game: 9-27 33.3%
FT % 1st Half: 3-7 42.9% 2nd half: 10-17 58.8% Game: 13-24 54.2%

Creighton 95 • 7-2

#	Player		Total		3-Ptr		Rebounds		PF	TP	A	TO	Blk	Stl	Min
			FG-FGA	FG-FGA	FT-FTA	Off Def	Tot								
13	BISHOP, Christian	f	5-8	0-0	0-0	2 7	9	5	10	0	1	1	1	1	16
32	JEFFERSON, Damien	f	3-7	2-3	0-3	0 8	8	3	8	3	2	0	1	0	31
05	ALEXANDER, Ty-Shon	g	6-13	4-9	6-6	1 5	6	3	22	2	2	0	1	0	34
11	ZEGAROWSKI, Marcus	g	13-19	4-7	0-0	0 9	9	1	30	6	4	0	0	0	35
24	BALLOCK, Mitch	g	4-9	3-7	2-2	0 3	3	3	13	3	1	3	1	1	36
04	MITCHELL, Shereef	g	2-3	0-0	1-1	1 1	2	5	3	3	0	2	2	2	23
10	CANFIELD, Jett		0-1	0-1	0-0	0 0	0	2	0	1	1	0	0	0	6
10	SCURRY, Jordan		0-1	0-1	0-0	1 0	1	1	0	0	0	0	0	0	4
20	ZELL, Nic		1-2	0-1	0-0	0 0	0	1	2	0	0	0	0	0	5
21	WINDHAM, Jalen		1-3	0-1	3-3	0 2	2	1	5	0	1	0	0	0	10
Totals			35-66	13-30	12-15	7 36	43	22	95	18	15	4	6	200	

FG % 1st Half: 17-33 51.5% 2nd half: 18-33 54.5% Game: 35-66 53.0%
3FG % 1st Half: 8-16 50.0% 2nd half: 5-14 35.7% Game: 13-30 43.3%
FT % 1st Half: 6-8 75.0% 2nd half: 6-7 85.7% Game: 12-15 80.0%

Officials: James Breeding, Jeffrey Anderson, Earl Walton
Technical fouls: Nebraska-None. Creighton-None.
Attendance: 18068
Fouled out: Home #13 with 5:08 left in 2nd half.

Score by periods			1st	2nd	Total
Nebraska			22	54	76
Creighton			48	47	95

Last FG - NEB 2nd-00:22, CU 2nd-01:45.
Largest lead - NEB None, CU by 32 2nd-18:36.
NEB led for 00:00. CU led for 39:24. Game was tied for 00:36.

Points		In	Off	2nd	Fast	Bench
NEB		34	11	10	8	29
CU		38	11	7	15	12

Score tied - 0 times.
Lead changed - 0 times.

INDIANA 96, NEBRASKA 90 (OT)



Official Basketball Box Score - Final
Nebraska at Indiana
12/14/19 Simon Skjott Assembly Hall, Bloomington
2019-20 Men's Basketball

Game Time: 1:00 AM
Game Duration: 2:15
Attendance: 17,222

Officials: Larry Schroto, Paul Szabo, Keith Kimble

Nebraska - 90

Record: 4-6 (0-1)

NO.	Name		Min		FG		3P		FT		Rebounds		Fouls		TP	AS	TO	ST	Blocks		+/-
			M-A	M-A	M-A	M-A	M-A	M-A	M-A	M-A	OR	DR	PF	PD					BS	BA	
24	Yvan Ouedraogo	F	32:38	4-11	0-0	1-4	5	5	10	4	3	9	1	2	1	2	1	0	2	-2	
3	Cam Mack	G	44:31	5-14	3-8	2-2	0	3	3	3	2	15	10	4	2	0	2	5			
11	Dachon Burke	G	40:28	9-16	4-8	3-4	0	1	1	4	3	25	2	2	2	0	1	-6			
22	Haanif Cheatham	G	41:10	7-15	2-6	5-6	0	6	6	2	3	21	3	0	0	0	1	-3			
34	Thor Thorbjarnarson	G	41:01	7-12	3-5	0-0	0	1	1	4	1	17	1	1	0	0	0	-1			
1	Kevin Cross		12:22	1-3	0-2	1-2	3	4	7	2	2	3	2	0	0	0	0	-4			
25	Matej Kavas		10:34	0-3	0-3	0-0	0	0	0	2	0	0	0	0	0	0	0	-8			
30	Charlie Easley		02:15	0-1	0-0	0-0	0	0	0	0	2	0	0	0	0	0	0	-1			
00	Akol Arop		00:01	0-0	0-0	0-0	0	0	0	0	0	0	0	0	0	0	0	0			
Team											3	0	3								
Totals				33-75	12-32	12-18	11	20	31	23	14	90	19	9	5	0	6	-6			

Technical Fouls: NONE

Shooting By Period			1st	FG%	1st	FG%	1st	FG%	1st	FG%	1st	FG%	1st	FG%	1st	FG%	1st	FG%	1st	FG%	1st	FG%
1st FG%			14-32	43.8%																		
3PT%			4-13	30.8%																		
FT%			9-15	60%																		
2nd FG%			16-36	44.4%																		
3PT%			6-14	42.9%																		
FT%			5-9	55.6%																		
OT FG%			2-6	33.3%																		
3PT%			2-5	40.0%																		
FT%			2-4	50%																		
GM FG%			33-75	44.0%																		
3PT%			12-32	37.5%																		
FT%			12-18	66.7%																		
Dead Ball Rebounds:			2																			

Indiana - 96

Record: 10-1 (1-1)

NO.	Name		Min		FG		3P		FT		Rebounds		Fouls		TP	AS	TO	ST	Blocks		+/-
			M-A	M-A	M-A	M-A	M-A	M-A	M-A	M-A	OR	DR	PF	PD					BS	BA	
3	Justin Smith	F	40:17	5-9	0-2	6-10	3	7	10	1	5	16	2	2	2	0	1	0	13		
4	Trayce Jackson-Davis	F	34:55	9-12	0-0	7-11	6	9	15	0	6	25	2	1	1	3	0	11			
50	Joey Brunk	C	17:15	3-4	0-0	2-2	1	4	5	2	1	8	0	4	0	0	0	0			
1	Aljami Durham	G	32:17	4-10	2-5	4-4	0	3	3	5	14	3	2	0	0	0	0	5			
11	Devonte Green	G	14:31	2-7	1-5	0-0	0	1	1	0	1	1	0	5	1	2	1	0	17		
2	Armaan Franklin	G	16:43	0-4	0-4	0-0	0	1	1	0	1	0	1	0	2	1	0	0	-2		
10	Rob Phinisee	G	26:29	6-10	2-4	2-2	0	2	2	1	1	16	4	1	1	1	0	0			
23	Damezi Anderson	G	16:10	0-4	0-3	5-6	2	4	6	2	3	5	0	1	1	0	0	-4			
25	Race Thompson	G	08:31	1-4	0-1	1-2	2	2	4	1	1	3	0	0	0	1	0	0			
20	DeRon Davis	G	07:27	1-1	0-0	0-0	0	0	0	0	1	2	0	0	0	1	0	0			
21	Jerome Hunter	G	10:25	1-3	0-1	0-1	2	1	3	0	1	2	0	0	0	0	0	-4			
Team											3	1	4			0	1				
Totals				32-68	5-25	27-38	19	35	54	14	23	96	14	15	5	6	0	8			

Technical Fouls: NONE

	NEB	IND								
Biggest lead	4 (1st 7:05)	9 (1st 16:57)	Points from Turnovers	NEB	IND	Period by Period Scoring				
Best Scoring Run	12 (1st 13:30)	6 (1st 16:57)	Paint	42	52		1st	2nd	OT1	TOT
Lead Changes	12		Second Chance	10	26	NEB	39	43	8	90
Times Tied	8		Fast Breaks	18	19	IND	40	42	14	96
Time with Lead	07:45	33:28	Bench	3	28					

NEBRASKA 73, TEXAS A&M-CORPUS CHRISTI 52



Official Basketball Box Score - Final
A&M-Corpus Christi at Nebraska
12/29/19 Pinnacle Bank Arena, Lincoln
Nebraska - TAMU-Corpus Christi

Game Time: 1:03 PM
Game Duration: 1:57
Attendance: 14,968

Officials: Bill Bk, Steve McJunkins, Steve Horacki

A&M-Corpus Christi - 52 Record: 4-9

NO. Name	Min	FG	3P	FT	Rebounds	Fouls	TP	AS	TO	Blocks	+
M-A	M-A	M-A	M-A	DR	DR	PF	FD		ST	BS	BA
14 Elijah Schmidt	F 20:24	1-4	0-0	1-2	3 4 7	2 2 3	6	1	2	0	-15
35 Tony Lewis	F 29:53	3-9	0-2	0-0	2 9 11	0 0 0	6	1	2	1	-7
1 Jordan Hairston	G 38:35	7-17	3-5	2-2	2 4 6	2 2 19	1	2	3	0	-21
2 Myles Smith	G 14:02	0-2	0-0	0-0	0 4 4	2 0 0	0	3	0	0	-8
4 Jashawn Talton	G 25:04	1-6	1-3	0-1	1 4 5	4 4 3	2	5	0	0	-17
10 Perry Francois	06:44	0-4	0-0	0-0	2 0 2	4 0 0	0	1	1	0	-8
12 Peyton Smith	20:19	0-3	0-3	1-2	0 2 2	3 3 1	2	2	1	0	-9
24 Edgars Kaufmanis	13:55	1-4	1-4	0-0	0 1 1	1 0 0	3	1	2	1	-13
0 Aristotelis Sotiriou	02:25	0-1	0-0	0-0	0 0 0	0 0 0	0	0	0	0	-2
15 Ishaad Hunte	17:36	5-9	0-1	1-6	2 3 5	2 4 11	1	2	0	4	2
5 Javae Lampkins	11:03	2-4	2-4	0-0	0 0 0	0 0 0	6	0	0	0	-7
Team					2 2 4		0	0			
Totals		20-63	7-22	5-13	14 33 47	20 15	52	9	21	7 7 4	-21

Technical Fouls: NONE

Nebraska - 73 Record: 6-7

NO. Name	Min	FG	3P	FT	Rebounds	Fouls	TP	AS	TO	Blocks	+
M-A	M-A	M-A	M-A	DR	DR	PF	FD		ST	BS	BA
24 Yvan Ouedraogo	F 25:07	3-5	0-0	5-7	6 8 14	3 4 11	1	2	0	0	7
3 Cam Mack	G 31:18	3-9	1-4	3-4	0 3 3	1 3 10	5	2	3	0	18
11 Dachon Burke	G 20:30	1-13	0-4	2-4	2 4 6	1 3 4	0	1	2	3	5
22 Haanif Cheatham	G 29:58	4-8	1-1	8-9	0 3 3	0 5 17	0	0	2	1	9
34 Thorir Thorbjarnarson	G 23:38	3-7	2-4	0-0	0 4 4	2 0 8	1	0	4	0	1
1 Kevin Cross	15:13	1-4	0-1	0-0	2 4 6	2 2 2	3	1	1	0	14
23 Jervey Green	26:22	3-8	0-2	2-3	1 2 3	3 2 8	2	2	2	0	16
25 Matej Kavvas	18:25	4-9	2-6	0-1	1 4 5	3 1 10	1	2	1	0	17
30 Charlie Easley	07:42	1-3	1-3	0-0	0 0 0	0 0 3	0	1	0	0	2
0 Akol Arop	01:47	0-0	0-0	0-0	0 1 1	0 0 0	0	1	0	0	2
Team					3 1 4		0	0			
Totals		23-66	7-25	20-28	15 34 49	15 20	73	13	12	15 4 7	21

Technical Fouls: NONE

	ACC	NEB
Biggest lead	1 (1 st 17:52)	24 (2 nd 5:18)
Best Scoring Run	7 (1 st 1:52)	11 (1 st 11:17)
Lead Changes	2	
Times Tied	3	
Time with Lead	00:17	35:21

Game Notes: Actual Attendance 10,473 •

RUTGERS 79, NEBRASKA 62



Official Basketball Box Score - Final
Rutgers at Nebraska
01/03/20 Pinnacle Bank Arena, Lincoln
Nebraska vs. Rutgers

Game Time: 7:01 PM
Game Duration: 1:56
Attendance: 15,034

Officials: Larry Scrotto, Kelly Pfeiffer, Lewis Garrison

Rutgers - 79 Record: 11-3 (2-1)

NO. Name	Min	FG	3P	FT	Rebounds	Fouls	TP	AS	TO	Blocks	+
M-A	M-A	M-A	M-A	DR	DR	PF	FD		ST	BS	BA
1 Akwasi Yeboah	F 22:40	2-7	0-4	0-0	1 3 4	3 1 4	1	0	0	0	-2
15 Myles Johnson	G 30:27	9-13	0-0	0-2	9 5 14	2 2 18	0	3	0	2	18
22 Caleb McConnell	G 34:07	8-8	2-2	2-2	1 4 5	2 0 20	5	3	1	0	15
23 Montez Mathis	G 22:30	1-7	0-2	0-0	0 2 2	3 0 2	2	1	0	0	8
24 Ron Harper Jr.	G 29:25	4-10	3-6	0-0	0 10 10	1 1 11	3	0	1	2	14
4 Paul Mulcahy	22:47	1-1	0-0	0-2	1 3 4	4 2 2	3	1	0	0	9
42 Jacob Young	28:31	6-12	0-1	4-5	3 2 5	0 3 16	2	1	1	0	24
13 Shaq Carter	09:33	3-5	0-0	0-1	0 0 0	1 1 6	0	2	0	0	-1
Team					1 3 4		0	2			
Totals		34-63	5-15	6-12	16 32 48	16 10	79	16	13	3 4 2	17

Technical Fouls: Mulcahy 1st 6:06

Nebraska - 62 Record: 6-8 (1-2)

ROSEBOM - 62											
ROSEBOM - 62-152											
NO. Name		Min	FG	3P	FT	Rebounds	Fouls	TP	AS	TO	Blocks
						DR	OR	DT			BS
24 Yvan Ouedraogo	F	21:07	2-5	0-0	0-0	3 1 4	1	0	4	0	1
3 Cam Mack	C	32:33	3-8	2-5	3-5	2 3 5	3 4	11	6	2	0
11 Dachon Burke	G	25:17	2-9	0-4	1-4	4 1 5	1	5	1	2	1
22 Haanif Cheatham	G	33:33	5-12	2-4	4-6	1 2 3	1	2	16	1	0
34 Thorir Thorbjarnarson	G	28:09	2-5	1-2	0-0	0 4 4	1	0	5	1	0
1 Kevin Cross	F	18:53	2-9	0-4	3-3	2 2 4	1	2	7	0	0
23 Jervey Green	F	23:53	2-8	2-6	0-0	1 2 3	2	0	6	2	1
25 Matej Kavvas	F	11:51	1-5	1-5	0-0	0 0 0	1	0	3	0	0
30 Charlie Easley	C	03:00	1-2	0-1	3-3	0 0 0	0	2	5	0	0
0 Akol Arop	F	01:44	0-0	0-0	0-0	0 0 0	0	0	0	0	0
Team						2 1 3					
Totals			20-63	8-31	14-21	15 16 31	11 15	62	15	7	2 4 -17

Technical Fouls: Green 2nd 7:55

	RUT	NEB
Biggest lead	22 (2 nd 10:58)	5 (1 st 13:06)
Best Scoring Run	11 (2 nd 18:50)	8 (1 st 4:25)
Lead Changes	2	
Times Tied	2	
Time with Lead	33:04	05:02

Game Notes: Actual Attendance 12,142 •

NEBRASKA 76, IOWA 70



Official Basketball Box Score - Final
Iowa at Nebraska
01/07/20 Pinnacle Bank Arena, Lincoln, NE
Nebraska vs. Iowa

Game Time: 8:12 PM
Game Duration: 1:59
Attendance: 14,722

Officials: DJ Carstensen, Chris Beaver, Rob Kusenauer

Iowa - 70 Record: 10-5 (1-3)

NO. Name	Min	FG	3P	FT	Rebounds	Fouls	TP	AS	TO	Blocks	+
M-A	M-A	M-A	M-A	DR	DR	PF	FD		ST	BS	BA
15 Ryan Kriener	F 28:27	3-7	0-3	0-0	3 4 7	2 1 6	2	1	1	0	-7
55 Luka Garza	C 36:01	7-15	0-4	2-3	6 12 18	2 6 16	2	0	1	1	0
1 Joe Toussaint	G 34:34	7-18	0-5	0-0	3 3 6	4 2 14	4	4	0	0	-15
10 Joe Wieskamp	G 35:33	10-23	1-10	0-0	3 4 7	2 0 21	2	3	1	0	-1
30 Connor McCaffery	G 37:17	3-8	3-7	0-2	0 2 2	4 4 9	4	0	3	0	0
4 Bakari Ewell	14:36	0-3	0-3	0-0	0 0 0	3 1 0	2	0	0	0	-4
35 Cordell Pernal	09:11	2-3	0-1	0-0	1 2 3	0 0 4	1	2	0	0	2
20 Riley Till	04:18	0-0	0-0	0-0	0 0 0	0 3 0	0	0	1	0	-5
Team					3 2 5		0	0			
Totals		32-77	4-33	2-5	19 29 48	21 14	70	17	11	6 3 1	-6

Technical Fouls: Coach 1st 17:23

Nebraska - 76 Record: 7-8 (2-2)

NO. Name	Min	FG	3P	FT	Rebounds	Fouls	TP	AS	TO	Blocks	+
M-A	M-A	M-A	M-A	DR	DR	PF	FD		ST	BS	BA
24 Yvan Ouedraogo	F 21:50	2-4	0-0	1-2	0 7 7	2 1 5	3	3	1	0	-5
3 Cam Mack	G 39:26	6-13	2-7	1-2	0 2 2	0 2 15	10	1	0	0	6
11 Dachon Burke	G 28:25	5-8	1-3	2-3	0 1 1	4 3 13	0	2	0	0	-2
22 Haanif Cheatham	G 33:25	4-8	3-4	3-8	2 4 6	3 3 14	0	2	1	0	1
34 Thorir Thorbjarnarson	G 35:40	6-9	3-6	2-4	1 8 9	3 3 17	1	2	2	0	8
1 Kevin Cross	18:10	3-8	1-3	4-5	1 4 5	3 6 11	0	1	1	0	11
25 Matej Kavvas	07:23	0-0	0-0	0-0	0 0 0	0 0 1	0	1	0	1	0
30 Charlie Easley	15:41	0-3	0-3	-1-2	0 1 1	2 2 3	1	1	0	2	0
Team					2 1 3		0	0			
Totals		26-53	10-26	14-26	6 28 34	14 20	76	16	11	7 1 3	6

Technical Fouls: NONE

	IOWA	NEB
Biggest lead	1 (2 nd 12:41)	12 (1 st 8:03)
Best Scoring Run	8 (2 nd 18:08)	8 (1 st 10:59)
Lead Changes	2	
Times Tied	4	
Time with Lead	00:38	37:41

Game Notes: Actual Attendance 11,814 •

NORTHWESTERN 62, NEBRASKA 57



Official Basketball Box Score - Final
Nebraska at Northwestern
01/11/20 Welsh-Ryan Arena, Evanston
2019-20 Men's Basketball

Game Time: 12:00 AM
Game Duration: 1:52
Attendance: 5,064

Officials: Paul Szcz, Kelly Pfeiffer, Mike Eades

Nebraska - 57 Record: 7-9 (2-3)

NO. Name	Min	FG	3P	FT	Rebounds	Fouls	TP	AS	TO	Blocks	+
M-A	M-A	M-A	M-A	DR	DR	PF	FD		ST	BS	BA
24 Yvan Ouedraogo	F 18:55	2-5	0-0	0-0	3 5 8	3 0 4	4	0	0	0	7
3 Cam Mack	G 40:00	4-13	1-6	2-5	2 8 10	1 4 11	7	3	0	0	-5
11 Dachon Burke	G 32:15	3-14	1-5	0-0	0 6 6	1 2 7	2	0	2	1	1
22 Haanif Cheatham	G 31:39	4-12	1-4	1-2	0 1 1	2 3 10	0	2	3	1	-6
34 Thorir Thorbjarnarson	G 31:42	2-4	1-3	0-0	0 7 7	5 0 5	2	1	2	0	1
1 Kevin Cross	21:05	3-11	3-7	0-0	2 3 5	1 0 9	2	0	0	0	-12
30 Charlie Easley	11:53	1-3	0-1	0-0	0 0 0	0 0 2	1	0	0	0	-13
25 Matej Kavvas	12:31	2-5	2-4	3-4	0 1 1	1 2 9	0	0	0	0	2
Team					2 2 4		0	0			
Totals		21-67	9-30	6-11	9 33 42	14 11	57	14	6	7 2 6	-5

Technical Fouls: NONE

Northwestern - 62 Record: 6-9 (1-4)

NO. Name	Min	FG M-A	3P M-A	FT M-A	Rebounds CR DR TR	Fouls PF	TP	AS	TO	Blocks BS	+/-
10 Miller Kopp	F 36:25	5-15	3-10	2-3	1 4 5	1 3 15	0	0	1	0	0
22 Pete Nance	F 27:28	3-10	0-4	0-0	1 8 9	2 1 6	4	0	0	2	0
31 Robbie Beran	F 27:15	4-8	2-4	0-0	4 6 10	1 0 10	1	0	1	0	-10
15 Ryan Young	C 22:13	1-4	0-1	0-1	0 3 3	1 2 2	0	0	1	0	-1
21 Al Spencer	G 34:09	6-12	2-3	0-1	0 8 8	3 4 14	2	6	1	0	1
21 A.J. Turner	34:10	4-9	3-7	0-0	0 5 5	2 2 2	11	2	2	0	0
4 Jared Jones	09:51	2-5	0-0	0-0	2 2 2	1 0 4	0	0	0	1	5
2 Ryan Green	08:29	0-0	0-0	0-0	0 2 2	0 2 2	0	0	0	0	11
Team					0 2 2	0	0	0			
Totals		25-63	10-29	2-5	8 38 46	11 14 62	11	11	2	6	2

NO. 21 OHIO STATE 80, NEBRASKA 68



Official Basketball Box Score - Final
Nebraska at Ohio State
01/14/20 Value City Arena, Columbus
2019-20 Men's Basketball

Game Time: 5:30 PM
Game Duration: 1:50
Attendance: 12,954

Officials: Rob Riley, Terry O'Grady, Donnie Eppley

Nebraska - 68

Record: 7-10 (2-4)

NO.	Name	Min	FG	3P	FT	Reb	TO	PF	TP	AS	TO	ST	Blocks	B+	B-					
24	Yvan Ouedraogo	F 29:40	4-8	0-0	2-3	4	1	5	2	4	10	2	2	0	1	0				
3	Cam Mack	G 36:51	5-15	0-4	0-0	1	1	2	4	3	10	6	1	1	2	-9				
11	Dachon Burke	G 27:12	4-11	0-2	1-2	2	2	4	1	3	9	2	2	1	0	-3				
22	Hasaif Chestham	G 29:22	4-10	1-4	0-0	0	3	3	1	0	9	1	1	0	0	-22				
34	Thorir Thorbjarnarson	G 31:54	5-11	5-8	0-0	0	6	6	2	0	15	3	0	0	0	-9				
1	Kevin Cross	10:20	2-4	1-1	0-0	1	1	2	4	1	5	0	1	0	0	-12				
25	Matej Kavas	07:14	0-1	0-0	0-0	0	0	0	0	1	0	0	0	0	0	-6				
30	Charlie Easley	09:19	0-0	0-0	0-0	0	0	0	0	1	0	1	0	1	0	-4				
23	Jervay Green	17:16	4-6	2-3	0-0	1	3	4	0	1	10	0	1	0	0	2				
0	Alon Arop	00:32	0-0	0-0	0-0	0	0	0	0	0	0	0	0	0	0	3				
Team						3			6			0			1					
Totals			28-66			9-22			3-5			12			20			32		

Technical Fouls: NONE

Ohio State - 80

Record: 12-5 (2-4)

NO.	Name	FG	3P	FT	Rebounds	Fouls	TP	AS	TO	ST	Blocks	+/-
		M-A	M-A	M-A	OR	DR	TOT					
24	Andre Wesson	F 29:49	4-7	3-5	0-0	3	3	2	0	11	3	15
25	Kyle Young	F 24:45	5-9	0-2	0-0	1	5	6	2	3	10	-2
34	Kaleb Wesson	F 34:44	5-7	1-2	2-3	6	8	14	4	4	13	13
3	D.J. Canton	G 37:56	4-12	2-7	3-4	0	3	3	0	3	13	13
13	C.J. Walker	G 37:28	7-12	2-3	2-2	0	5	5	2	1	18	10
32	E.J. Liddell	14:17	3-5	1-1	3-6	0	2	2	0	3	10	3
10	Justin Ahrens	13:25	2-3	1-2	0-0	0	1	1	2	1	5	-1
40	Danny Hummer	02:04	0-0	0-0	0-0	0	0	0	0	1	0	-1
0	Alonzo Gaffney	05:32	0-0	0-0	0-0	0	0	0	0	0	0	10
Team			30-55	10-22	10-15	8	27	35	13	5	80	12
Totals			30-55	10-22	10-15	8	27	35	13	5	80	12

Technical Fouls: NONE

	NEB	OSU
Biggest lead	4 (1 st 17:29)	25 (2 nd 8:25)
Best Scoring Run	7 (2 nd 1:30)	12 (2 nd 8:25)
Lead Changes	1	
Times Tied	0	
Time with Lead	02:47	36:12

Points from	NEB	OSU
Turnovers	17	15
Paint	38	34
Second Chance	13	12
Fast Breaks	4	4
Bench	15	15

Period by Period Scoring			
	1st	2nd	TOT
NEB	25	43	68
OSU	38	42	80



Official Basketball Box Score - Final
Indiana at Nebraska
01/19/20 Pinnacle Bank Arena, Lincoln
Nebraska vs. Indiana

Game Time: 6:08 PM
Game Duration: 2:12
Attendance: 15,925

Officials: Terry Wymer, Rob Kueneman, Steve Hnacki

Indiana - 82

Record: 14-4 (4-3)

NO.	Name	Min	FG	3P	FT	Rebounds	Fouls	TP	AS	TO	ST	Blocks	+/-							
			M/A	M/A	M/A	OR	DR													
3	Justin Smith	F 32:23	7-12	1-3	0-1	3	4	7	2	1	15	2	1	0	3					
4	Trayce Jackson-Davis	F 36:10	6-7	0-0	6-8	2	11	13	0	4	18	4	0	0	12					
10	Joey Brunk	G 28:21	7-8	0-0	2-5	2	3	5	1	4	16	2	2	0	13					
1	Ajamiri Durham	G 20:55	1-6	1-5	4-6	0	0	0	3	3	7	1	2	0	-13					
10	Rob Phinisee	G 23:55	2-7	1-5	0-0	0	1	1	4	2	5	4	4	1	1	0	13			
11	Devonte Green	14:10	1-6	1-4	0-0	0	4	4	2	0	3	4	2	0	1	0	-4			
25	Race Thompson	07:37	0-2	0-1	0-0	1	2	3	0	0	0	0	0	0	1	0	-11			
2	Armaan Franklin	22:43	3-8	2-5	0-0	0	6	6	3	4	8	4	3	1	1	1	18			
21	Jerome Hunter	08:05	2-3	2-3	0-0	0	0	0	2	0	6	0	1	0	0	0	5			
20	DeRon Davis	05:41	2-2	0-0	0-0	0	3	3	0	0	4	0	0	0	0	0	4			
Team																				
Totals			31-61			8-26			12-20			12			36			48		

Technical Fouls: NONE

Nebraska - 74

Record: 7-11 (2-5)

NO.	Name	Min	FG	3P	FT	Reb	OR	Fouls	TP	AS	TO	ST	Blocks	+/-
24	Yvan Ouedraogo	F 22:23	2-4	0-0	2-3	5	1	4	0	1	0	1	-5	
3	Cam Mack	G 37:19	5-15	3-8	7-11	0	3	3	7	20	9	3	0	1 2 -11
11	Dachon Burke	G 27:50	5-12	0-4	2-4	1	3	4	1	5	12	0	1	2 0 -14
22	Hasaif Chestham	G 34:13	4-10	2-5	0-1	0	1	1	0	1	10	3	1	0 0 -8
34	Thorir Thorbjarnarson	G 37:19	5-9	1-5	2-2	1	8	9	4	1	13	3	2	3 0 -3
1	Kevin Cross	15:54	1-5	1-3	2-2	0	2	2	5	1	5	1	2	0 0 -4
30	Charlie Easley	16:08	2-4	2-3	2-2	1	0	1	2	1	8	0	0	3 0 1 4
25	Matej Kavas	02:41	0-2	0-1	0-0	0	0	0	0	0	0	0	0	0 0 1 -5
23	Jervay Green	06:13	1-2	0-1	0-0	0	0	1	1	2	0	2	0	1 0 0 6
Team														
Totals			25-63			9-30			15-22			8 22 30		

Technical Fouls: NONE

	IND	NEB
Biggest lead	19 (2 nd 15:02)	9 (1 st 12:18)
Best Scoring Run	10 (2 nd 15:02)	11 (1 st 12:18)
Lead Changes	12	
Times Tied	4	
Time with Lead	27:23	11:21

Points from	IND	NEB
Turnovers	10	13
Paint	40	30
Second Chance	15	9
Fast Breaks	9	11
Bench	21	15

Period by Period Scoring			
	1st	2nd	TOT
IND	46	36	82
NEB	41	33	74

Game Notes: Actual Attendance 12,943 *



2019-20 Nebraska Men's Basketball Combined Team Statistics In Conference games

Page 1/1
as of Jan 19, 2020

Game Records

Record	Overall	Home	Away	Neutral
ALL GAMES	2-5	2-2	0-3	0-0
CONFERENCE	2-5	2-2	0-3	0-0
NON-CONFERENCE	0-0	0-0	0-0	0-0

Score by Periods

Team	1st	2nd	OT	TOT
Nebraska	232	257	8	497
Opponents	261	250	14	525

Team Box Score

No. Player					Total		3-Point		F-Throw		Rebounds														
		GP-GS	MIN	AVG	FG-FGA	FG%	3FG-FGA	3FG%	FT-FTA	FT%	OFF	DEF	TOT	AVG	PF	DQ	A	TO	BLK	STL	PTS	AVG			
3	MACK, Cam	7-7	266:03	38.0	32-85	.376	14-42	.333	15-25	.600	7	28	35	5.0	16	0	60	17	4	5	93	13.3			
11	BURKE, Dachon	7-7	213:29	30.5	35-83	.422	10-33	.303	9-18	.500	8	20	28	4.0	15	0	9	10	4	10	89	12.7			
22	CHEATHAM, Haanif	7-7	239:42	34.2	32-78	.410	12-32	.375	13-23	.565	3	18	21	3.0	7	0	12	8	1	7	89	12.7			
34	THORBJARNARSON, Thorir	7-7	234:36	33.5	30-58	.517	16-35	.457	9-12	.750	2	39	41	5.9	21	1	15	9	0	8	85	12.1			
1	CROSS, Kevin	7-0	120:16	17.2	15-48	.313	7-24	.292	10-12	.833	10	22	32	4.6	17	1	8	5	0	2	47	6.7			
24	OUEDRAOGO, Yvan	7-7	163:01	23.3	19-43	.442	0-0	.000	4-9	.444	17	27	44	6.3	13	0	6	9	1	2	42	6.0			
23	GREEN, Jervay	3-0	47:21	15.8	7-16	.438	4-10	.400	0-0	.000	2	6	8	2.7	4	0	2	3	0	2	18	6.0			
30	EASLEY, Charlie	7-0	67:48	9.7	4-13	.308	2-8	.250	8-9	.889	1	2	3	0.4	7	0	3	0	0	6	18	2.6			
25	KAVAS, Matej	7-0	70:05	10.0	5-24	.208	3-17	.176	3-4	.750	0	4	4	0.6	4	0	2	1	1	0	16	2.3			
0	AROP, Akol	3-0	02:37	0.9	0-0	.000	0-0	.000	0-0	.000	0	0	0	0.0	0	0	0	0	0	0	0	0.0			
Team											18	11	29					2							
Total		7	1425		179-448	.400	68-201	.338	71-112	.634	68	177	245	35.0	104	2	117	64	11	42	497	71.0			
Opponents		7	1425		208-466	.446	48-185	.259	61-100	.610	101	227	328	46.9	106	1	108	87	43	25	525	75.0			

Team Statistics

	NEBR	OPP
Scoring	497	525
Points per game	71.0	75.0
Scoring margin	-4.0	-
Field goals-att	179-448	208-466
Field goal pct	.400	.446
3 point fg-att	68-201	48-185
3-point FG pct	.338	.259
3-pt FG made per game	9.7	6.9
Free throws-att	71-112	61-100
Free throw pct	.634	.610
F-Throws made per game	10.1	8.7
Rebounds	245	328
Rebounds per game	35.0	46.9
Rebounding margin	-11.9	-
Assists	117	108
Assists per game	16.7	15.4
Turnovers	64	87
Turnovers per game	9.1	12.4
Turnover margin	+3.3	-
Assist/turnover ratio	1.8	1.2
Steals	42	25
Steals per game	6.0	3.6
Blocks	11	43
Blocks per game	1.6	6.1
Winning streak	0	-
Home win streak	0	-
Attendance	61325	35840
Home games-Avg/Game	4-15331	3-11947
Neutral site-Avg/Game	-	0-0

Team Results

Date	Opponent		Score	Att.
12/13/2019	at Indiana	Lot	90-96	17222
12/15/2019	Purdue	W	70-56	15654
01/03/2020	Rutgers	L	62-79	15024
01/07/2020	Iowa	W	76-70	14722
01/11/2020	at Northwestern	L	57-62	5664
01/14/2020	at Ohio St.	L	68-80	12954
01/18/2020	Indiana	L	74-82	15925



2019-20 Nebraska Men's Basketball Combined Team Statistics

Page 1/1
as of Jan 19, 2020

Game Records

Record	Overall	Home	Away	Neutral
ALL GAMES	7-11	5-5	0-5	2-1
CONFERENCE	2-5	2-2	0-3	0-0
NON-CONFERENCE	5-6	3-3	0-2	2-1

Score by Periods

Team	1st	2nd	OT	TOT
Nebraska	597	679	30	1306
Opponents	629	688	30	1347

Team Box Score

No.	Player				Total		3-Point		F-Throw		Rebounds											
		GP-GS	MIN	AVG	FG-FGA	FG%	3FG-FGA	3FG%	FT-FTA	FT%	OFF	DEF	TOT	AVG	PF	DQ	A	TO	BLK	STL	PTS	AVG
3	MACK, Cam	18-16	637:17	35.4	81-197	.411	26-79	.329	45-77	.584	19	64	83	4.6	46	1	123	48	7	22	233	12.9
22	CHEATHAM, Haanif	18-18	597:05	33.2	83-168	.494	18-50	.360	45-71	.634	8	65	73	4.1	23	0	24	21	5	17	229	12.7
11	BURKE, Dachon	18-18	506:12	28.1	78-201	.388	21-72	.292	34-63	.540	18	54	72	4.0	30	0	21	21	13	26	211	11.7
23	GREEN, Jervay	14-9	373:14	26.7	43-113	.381	20-64	.313	16-29	.552	13	46	59	4.2	30	1	30	26	5	14	122	8.7
34	THORBJARNARSON, Thorir	18-10	455:47	25.3	52-104	.500	28-61	.459	14-19	.737	5	74	79	4.4	37	1	20	17	2	19	146	8.1
1	CROSS, Kevin	18-0	329:19	18.3	47-127	.370	16-57	.281	16-26	.615	23	51	74	4.1	33	1	18	21	6	3	126	7.0
24	OUEDRAOGO, Yvan	18-18	383:40	21.3	43-100	.430	0-0	.000	21-44	.477	46	66	112	6.2	28	0	12	27	5	7	107	5.9
25	KAVAS, Matej	18-1	269:57	15.0	30-83	.361	18-57	.316	13-19	.684	1	18	19	1.1	19	0	9	8	2	3	91	5.1
30	EASLEY, Charlie	14-0	86:45	6.2	7-18	.389	3-11	.273	8-11	.727	2	2	4	0.3	7	0	4	3	0	6	25	1.8
15	CURTIS, Samari	8-0	49:18	6.2	4-10	.400	4-9	.444	2-2	1.000	0	7	7	0.9	5	0	1	2	1	0	14	1.8
0	AROP, Akol	8-0	11:25	1.4	0-2	.000	0-1	.000	2-2	1.000	0	7	7	0.9	0	0	0	2	1	0	2	0.3
Team											33	26	59					4				
Total		18			468-1123	.417	154-461	.334	216-363	.595	168	480	648	36.0	258	4	262	200	47	117	1306	72.6
Opponents		18			527-1221	.432	137-468	.293	156-238	.655	258	578	836	46.4	317	-	249	256	92	92	1347	74.8

Team Statistics

	Nebr	OPP
Scoring	1306	1347
Points per game	72.6	74.8
Scoring margin	-2.2	-
Field goals-att	468-1123	527-1221
Field goal pct	.417	.432
3 point fg-att	154-461	137-468
3-point FG pct	.334	.293
3-pt FG made per game	8.6	7.6
Free throws-att	216-363	156-238
Free throw pct	.595	.655
F-Throws made per game	12.0	8.7
Rebounds	648	836
Rebounds per game	36.0	46.4
Rebounding margin	-10.4	-
Assists	262	249
Assists per game	14.6	13.8
Turnovers	200	256
Turnovers per game	11.1	14.2
Turnover margin	+3.1	-
Assist/turnover ratio	1.3	1.0
Steals	117	92
Steals per game	6.5	5.1
Blocks	47	92
Blocks per game	2.6	5.1
Winning streak	0	-
Home win streak	0	-
Attendance	154753	59041
Home games-Avg/Game	10-15475	5-11808
Neutral site-Avg/Game	-	3-746

Team Results

Date	Opponent		Score	Att.
11/05/19	UC Riverside	L	47-66	15745
11/09/19	Southern Utah	L	78-79	15828
11/15/19	South Dakota St.	W	90-73	15946
11/22/19	Southern U.	W	93-86	15931
11/25/19	vs Washington St.	W	82-71	660
11/26/19	vs George Mason	L	66-85	1066
11/27/19	vs South Fla.	W	74-67	512
12/04/19	at Georgia Tech	L	56-73	5133
12/07/19	at Creighton	L	76-95	18068
12/13/19	at Indiana	L	90-96	17222
12/15/19	Purdue	W	70-56	15654
12/21/19	North Dakota	L	74-75	15010
12/29/19	A&M-Corpus Christi	W	73-52	14968
01/03/20	Rutgers	L	62-79	15024
01/07/20	Iowa	W	76-70	14722
01/11/20	at Northwestern	L	57-62	5664
01/14/20	at Ohio St.	L	68-80	12954
01/18/20	Indiana	L	74-82	15925