

# WISCONSIN BASKETBALL

24 NCAA TOURNAMENT APPEARANCES ■ 4 FINAL FOURS ■ 18 BIG TEN CHAMPIONSHIPS ■ 21 CONSENSUS ALL-AMERICANS

## WISCONSIN BADGERS

4-4, 0-0 BIG TEN



**Rankings (AP/Coaches):** --/--  
**Head Coach:** Greg Gard  
**Record at Wisconsin:** 84-51 (5th)  
**Overall Record:** 84-51 (5th)

VS

## INDIANA HOOSIERS

8-0, 0-0 BIG TEN



**Rankings (AP/Coaches):** --/--  
**Head Coach:** Archie Miller  
**Record at Indiana:** 43-31 (3rd)  
**Overall Record:** 182-94 (9th)

SATURDAY, DEC. 7 ■ 3:30 PM (CT) ■ MADISON, WIS. ■ KOHL CENTER (17,287) ■ BTN

### BADGERS HOST B1G OPENER AGAINST UNDEFEATED HOOSIERS

- Wisconsin returns home to tip off Big Ten Conference play, hosting undefeated Indiana on Saturday at the Kohl Center. The Badgers have won 17 of the last 20 games against the Hoosiers. IU claimed the most recent meeting, however, a 75-73 double overtime win last season.
- The Badgers have won 16 straight over the Hoosiers in Madison, including a 71-61 win in the most recent meeting at the Kohl Center (1/2/18).
- The Badgers are 14-2 in their last 16 Big Ten openers.
- Before finishing up non-conference play at the end of the month, the Badgers will play their second of two Big Ten games when they travel to Rutgers next week for a contest on Wednesday, Dec. 11.



Through 8 games, Nate Reuvers leads UW and ranks 11th in the Big Ten averaging 14.9 ppg. He also ranks 3rd in the Big Ten averaging 2.6 blocks per game.

### FAST BREAK FACTS

- In his 5th season at the helm, **Greg Gard** has led Wisconsin to a mark of 84-51 (.622) overall, the 3rd-highest win percentage in program history.  
 Under Gard, UW has tallied 4 wins over top-5 teams, most in the Big Ten during that span. UW has 7 wins over AP Top 10 teams (7-8, .467).
- Wisconsin has 5 players averaging at least 8.0 ppg and has twice had games where all 6 players scored in double figures. Since 1995, UW has had 6 score in double figures in the same game just 7 times. Two of those being this season, back-to-back.
- The Badgers rank 24th in the NCAA shooting 77.4% (106-for-137) at the free throw line this season (avg. 17.1 FTAs/game). Both are big improvements from a year ago when UW shot 64.8% and averaged 15.6 FTAs per game.
- Wisconsin ranks 34th in the NCAA in adjusted defensive efficiency, according to KenPom.com. UW has finished among the top 15 in 3 of Gard's 4 seasons (#4 in 2018-19).
- Since 2002, Wisconsin has won 7 Big Ten championships (4 reg. season, 3 tourn.). Only OSU (10; 5 reg., 5 tourn.) and MSU have won more titles during that era (9; 5 reg, 4 tourn.).

- UW is 131-25 (.840) over the last 15 seasons in Big Ten home games, best in the conference.
- Gard has led UW to the NCAA tournament in 3 of his first 4 seasons as head coach, making him 1 of only 10 active coaches to do so.  
**Gard (Wisconsin)**, Jim Boeheim (Syracuse), Mark Few (Gonzaga), Bob Huggins (West Virginia), Lon Kruger (Oklahoma), Matt Painter (Purdue), Steve Prohm (Iowa State), Bill Self (Kansas), Mike White (Florida) and Roy Williams (North Carolina).
- Wisconsin is 1 of just 5 teams to participate in 20 of the last 21 NCAA tournaments, joined by Duke, Kansas, Michigan State & Gonzaga.  
 The Badgers are 1 of 3 teams to reach the Sweet 16 in 6 of the last 9 seasons (2011, 2012, 2014, 2015, 2016 and 2017).  
 Kansas and Kentucky are the only other 2 schools to reach 6 of the last 9 seasons.
- UW players have earned 16 first-team All-Big Ten honors over the last 18 seasons. That is 3 more than any other team in the conference.

### WISCONSIN'S POTENTIAL STARTERS

No.	Name	Pos.	Yr.	Pts.	Reb.	Ast.	FG%	3FG%	FT%
0	D'MITRIK TRICE	G	Jr.	8.4	4.8	3.3	.328	.348	1.000
2.6 assist-to-turnover ratio this season (2nd in Big Ten); team-leading 13 made 3-pointers (30.2% 3FG)									
2	ALEEM FORD	F	R-Jr.	10.1	5.0	1.1	.411	.242	.684
Scored in double figures in 5 of 8 games (14 career); had 12 pts, matched career high in reb (7) vs. Marquette									
23	KOBE KING	G	R-So.	10.4	4.0	1.1	.404	.286	.719
Scored in double figures 5 of the last 6 games, including career high 18p and 6r vs. EIU; 23-for-32 on FTs									
34	BRAD DAVISON	G	Jr.	11.0	4.0	1.6	.426	.303	.952
71 career starts in 75 games played; has scored 15+ pts in 4 of 8 games, inc. season-high 24 pts vs. McNeese									
35	NATE REUVERS	F	Jr.	14.9	5.4	0.8	.473	.269	.774
Scored in double figures all 8 games; ranks 11th in Big Ten in scoring, 3rd in blocks (2.6 bpg), 12th in FG% (.473)									

### 2019-20 SCHEDULE

Nov. 1	UW-LA CROSSE (Ex.)	W, 82-53
Nov. 5	vs. #20 Saint Mary's^	L, 63-65 (ot)
Nov. 8	EASTERN ILLINOIS	W, 65-52
Nov. 13	McNEESE STATE	W, 83-63
Nov. 17	MARQUETTE	W, 77-61
Nov. 21	GREEN BAY	W, 88-70

### LEGENDS CLASSIC - BROOKLYN, NY

Nov. 25	vs. Richmond*	L, 52-62
Nov. 26	vs. New Mexico*	L, 50-59

Dec. 4	at NC State	L, 54-69
Dec. 7	INDIANA	3:30 p.m.
Dec. 11	at Rutgers	6 p.m.
Dec. 21	MILWAUKEE	4 p.m.
Dec. 28	at Tennessee [21]	TBA
Dec. 31	RIDER	6 p.m.
Jan. 3	Ohio State [6]	6 p.m.
Jan. 8	ILLINOIS	8 p.m.
Jan. 11	at Penn State	TBA
Jan. 14	MARYLAND [3]	8 p.m.
Jan. 17	Michigan State [11]	6 p.m.
Jan. 21	NEBRASKA	8 p.m.
Jan. 24	at Purdue	6 p.m.
Jan. 27	at Iowa	7:30 p.m.
Feb. 1	MICHIGAN STATE [11]	Noon
Feb. 5	at Minnesota	8 p.m.
Feb. 9	OHIO STATE [6]	Noon
Feb. 15	at Nebraska	1:15 p.m.
Feb. 18	PURDUE	6 p.m.
Feb. 23	RUTGERS	Noon
Feb. 27	at Michigan [4]	6 p.m.
Mar. 1	MINNESOTA	5:30 p.m.
Mar. 4	NORTHWESTERN	8 p.m.
Mar. 7	at Indiana	11 a.m.

### BIG TEN TOURNAMENT - Chicago, Ill.

Mar. 11-15 at Big Ten Tournament

### NCAA TOURNAMENT

Mar. 17-18	First Four
Mar. 19-22	Rounds 1-2
Mar. 26-29	Sweet 16 / Elite 8
April 4-6	Final Four (Atlanta, Ga.)

^ Sanford Pentagon (Sioux Falls, S.D.)

\* Barclay's Center (Brooklyn, N.Y.)

Home games in **BOLD CAPS**

### FOLLOW THE #BADGERS

#### TV: BTN

App: FOX Sports | Online: FOXSports.com

- Play-by-Play: Brian Anderson
- Analyst: Robbie Hummel
- Sideline: Andy Katz

#### RADIO: BADGER SPORTS NETWORK

App: iHeartRadio | Satellite: SiriusXM 386

- Play-by-Play: Lane Grindle
- Analyst: Andy North

#### SOCIAL MEDIA: #ONWISCONSIN

- Twitter: @BadgerMBB
- Instagram: badgermbb
- Facebook: /WisconsinMensBasketball
- YouTube: /WisconsinBadgers

## BASKETBALL COMMUNICATIONS

### GENERAL INFORMATION

- Address: 1440 Monroe Street, Madison, WI 53711
- Website: UWBadgers.com
- Press Box Phone: (608) 262-7766

### BRANDON HARRISON — PRIMARY

- Phone: (608) 279-8653
- Email: bah@athletics.wisc.edu
- Twitter: @BrandonHarrison



### PATRICK HERB — DIR. BRAND STRATEGY

- Phone: (608) 957-2085
- Email: pah@athletics.wisc.edu
- Twitter: @PatrickHerb



## MEDIA RESOURCES

### CREDENTIAL APPLICATIONS

- www.sportssystem.com/Wisconsin

### BIG TEN MEDIA EMAIL LIST

- office.bigten.org/media

### WISCONSIN BASKETBALL RECORD BOOK

- go.wisc.edu/MBBRecordBook

### WIRELESS INTERNET ACCESS (KOHL CENTER)

- BadgerWiFi (connect and register with email address)

### LIVE STATS - STATBROADCAST (KOHL CENTER)

- Wisconsin.StatBroadcast.com (password: buckybadger)

### OFFICIAL SOCIAL MEDIA CHANNELS

- Twitter: @BadgerMBB
- Instagram: @badgermbb
- Facebook: /WisconsinMensBasketball
- YouTube: /WisconsinBadgers

### RADIO

- Radio Station: WIBA (1310 AM)

### Play-by-Play Announcer: Matt Lepay

Address: P.O. Box 99  
Madison, WI 53701  
Phone: 608-274-5450

### Color Analyst: Mike Lucas

Address: 1440 Monroe St.  
Madison, WI 53711  
Phone: 608-252-6474

**Credentials:** 2019-20 Wisconsin Basketball credentials must be requested online: [www.sportssystem.com/Wisconsin](http://www.sportssystem.com/Wisconsin)

Contact Brandon Harrison with questions (608-279-8653). Approved credentials will be either mailed or made available at the Brand Communications Office or with the parking attendant (white vehicle) at the entrance to Lot 46 on Frances Street, one block north of the Kohl Center

## BIG TEN BEASTS

- Since 2002, Wisconsin has won 7 Big Ten championships (4 reg. season and 3 tourn.). Only Ohio State (10; 5 reg., 5 tourn.) and Michigan State have won more titles during that era (9; 5 reg., 4 tourn.).
- UW has clinched a top-four finish in the Big Ten in 17 of the last 18 seasons. No other Big Ten team can make that claim.
- Since 2001-02, Wisconsin owns the best win percentage and most wins among Big Ten teams, posting a mark of 217-97 (.691):

### Big Ten Win Pct., Since 2001-02 (thru 2018-19)

Team	W-L	Pct.
1. Wisconsin	217-97	.691
2. Michigan State	216-98	.688
3. Ohio State	197-117	.627
4. Purdue	183-131	.583
5. Michigan	169-145	.538

- Over the last 15 seasons, UW is 131-25 (.840) in Big Ten home games, the best mark in the conference.

## BALANCED BADGERS

- UW has 5 players averaging at least 8.0 ppg:
  - Nate Reuvers** (14.9), **Brad Davison** (11.0 ppg), **Kobe King** (10.4), **Aleem Ford** (10.1) and **D'Mitrik Trice** (8.4).
  - Brevin Pritzl** is close behind (7.3 ppg).
- The Badgers had 6 different players score in double figures in back-to-back games earlier this season in wins over Marquette and Green Bay.
- Since 1995, the Badgers have had 6 players score in double figures in a single game just 7 times, with 2 coming this season.
- The last time UW had at least 6 players averaging 8.0+ ppg was in 1995-96, when Sam Okey (13.2), Mosezell Peterson (11.5), Sean Daugherty (10.4), Darnell Hoskins (9.4), Hennssy Auriantal (8.7) and Sean Mason (8.6) each did so.
- UW has had 5 different players lead the team in scoring in games this season.

## RELIABLE REUVERS

- With the departure of Ethan Happ, **Nate Reuvers** figures to have a bigger workload for Wisconsin this season. So far, the junior forward has shown he's ready for the role.
- Reuvers has scored in double figures all 8 games, including a career-high 22 points in UW's opener vs. #20 Saint Mary's.
- He ranks 11th in the Big Ten averaging 14.9 points per contest, while also ranked 9th for FT% (.774) and 12th FG% (.473) in the B1G.
- Averaging 2.6 blocks per game, Reuvers ranks 3rd in the B1G & T22nd in the NCAA.
- In UW's home opener vs. EIU, Reuvers was 1 block shy of his first career triple-double: 14 points, career-high 14 rebounds and 9 blocks.
  - He's the first B1G player since at least 1996-97 with 14 pts, 14 reb and 9 blk in a game.

- With 21 blocks in 7 games, Reuvers now has 107 in his career, passing Kurt Portmann for 7th place on UW's all-time list.
- He is 10 blocks from tying Mike Wilkinson (117) for 6th and only 47 away from Ethan Happ's school record 154 blocked shots.

## WHO'S NEXT AT WISCONSIN?

- Wisconsin basketball is built on player development and a tradition of having its next star player waiting in the wings.
- Including Ethan Happ last season, Wisconsin players have earned 16 first-team all-conference honors during the last 18 seasons – no Big Ten team has had more. The Badgers have boasted a first-team All-Big Ten player in 8 of the last 9 seasons.

2019 Ethan Happ	2008 Brian Butch
2018 Ethan Happ	2007 Alando Tucker
2017 Ethan Happ	2006 Alando Tucker
2016 Nigel Hayes	2005 Mike Wilkinson
2015 Frank Kaminsky	2004 Devin Harris
2014 Frank Kaminsky	2003 Kirk Penney
2012 Jordan Taylor	2002 Kirk Penney
2011 Jordan Taylor	Jon Leuer

- During that same time span, Wisconsin has also produced 76 Academic All-Big Ten honors, a figure that trails only Purdue and Northwestern in the Big Ten over that span.














## FORD FEELING IT

- Junior forward **Aleem Ford** entered the year with 9 career games scoring in double figures. He's had 10+ pts in 5 of 8 games this season.
- He's 1 of 5 Badgers shooting over 40.0% FG (min. 19 FGA). Ford is 22-for-40 (.550) on 2-pt FGs.
- Ford led the Badgers in scoring for the first time in his career with 13 points at NC State (12/4). He also matched a career high with 8 rebounds.
- Scored a career-high 16 points (7-11 FG, 2-4 3FG) against McNeese State (11/13).
- Against rival Marquette, Ford finished with 12 pts, 2 blk and matced a career best 7 reb.

## STEADY AS TRICE GOES

- UW's returning scoring leader from last year, **D'Mitrik Trice** is providing more than just points this season.
- Trice leads UW with 26 assists compared to just 10 turnovers. His 2.6 assist-to-turnover ratio is tied for 2nd best in the Big Ten.
  - Trice's assist-to-turnover ratio is even more impressive considering that he's played 264 minutes (33.0 mpg), 4th-most in the Big Ten.
- Trice posted an impressive line vs. Green Bay (11/21), finishing with a season-high 11 points, career-high 8 reb and matched his career best with 7 assists (just 1 turnover).
- Trice is T-6th in UW history with a 1.92 career assist-to-TO ratio (202 ast, 105 TOs).
- Just 238 points from 1,000 for his career.

## SCHEDULE AHEAD: BADGERS JUMP INTO BIG TEN PLAY AFTER TRIP TO NC STATE

												
Ex: UWL Nov. 1	v. Saint Mary's Nov. 5	E. ILLINOIS Nov. 8	McNEESE ST Nov. 13	MARQUETTE Nov. 17	GREEN BAY Nov. 21	v. Richmond Nov. 25	v. New Mexico Nov. 26	at NC State Dec. 4	INDIANA Dec. 7	at Rutgers Dec. 11	MILWAUKEE Dec. 21	at Tennessee Dec. 28
W, 82-53	L, 63-65 (OT)	W, 65-52	W, 83-63	W, 77-61	W, 88-70	L, 52-62	L, 50-59	L, 54-69	3:30 p.m. BTN	6 p.m. BTN	4 p.m. BTN	TBA

### CHARTING THE BADGERS

#### CAREER GAMES PLAYED

	Games	Starts	Cons. Starts
Brevin Pritzl	99	23	0
D'Mitrik Trice	89	54	42
Brad Davison	75	71	71
Aleem Ford	72	28	8
Nate Reuvers	70	57	43
Kobe King	51	8	7
Trevor Anderson*	36	20	0
Owen Hamilton**	27	0	0
Walt McGrory	24	0	0
Michael Ballard	13	0	0
Tyler Wahl	8	0	0
Joe Hedstrom	5	0	0
Samad Qawi	3	0	0
Courtland Cuevas	2	0	0
Carter Higginbottom	1	0	0

\*20 GAMES/STARTS AT GREEN BAY | \*27 GAMES AT NIU

#### DOUBLE-DIGIT POINTS

	Career	'19-20	Cons.
Brad Davison	43 (27-16)	4 (3-1)	0
D'Mitrik Trice	33 (22-11)	4 (2-2)	1
Brevin Pritzl	23 (17-6)	3 (3-0)	0
Nate Reuvers	24 (13-11)	8 (4-4)	8
Aleem Ford	14 (10-4)	5 (4-1)	1
Kobe King	10 (6-4)	5 (3-2)	1

#### 20-POINT SCORING GAMES

	Career	'19-20	Cons.
Brad Davison	6 (3-3)	1 (1-0)	0
D'Mitrik Trice	4 (4-0)	0 (0-0)	0
Nate Reuvers	2 (1-1)	1 (0-1)	0
Brevin Pritzl	1 (1-0)	0 (0-0)	0

#### 30-POINT SCORING GAMES

	Career	'19-20	Cons.
Brad Davison	1 (0-1)	0	0

#### DOUBLE-DIGIT REBOUNDS

	Career	'19-20	Cons.
Brevin Pritzl	2 (2-0)	1 (1-0)	0
Nate Reuvers	2 (2-0)	1 (1-0)	0

#### DOUBLE-DIGIT ASSISTS

	Career	'19-20	Cons.
None Active	--	--	--

#### DOUBLE-DOUBLES

	Career	'19-20	Cons.
Nate Reuvers	2 (2-0)	1 (1-0)	0
Brevin Pritzl	1 (1-0)	1 (1-0)	0

#### TRIPLE-DOUBLES

	Career	'19-20	Cons.
None Active	--	--	--

#### 2019-20 LINEUP RECORD

Trice, Davison, King, Ford, Reuvers	3-4
Trice, Davison, Pritzl, Ford, Reuvers	1-0

### SERIES VS. INDIANA

- Saturday's game marks the 171st meeting between Wisconsin and Indiana dating back to 1910. The Hoosiers lead the all-time series, 97-74, but the Badgers hold a 43-40 edge for games played in Madison.
- UW has won 19 of the last 22 matchups with Indiana, including 5 of the last 6 meetings.
- The Badgers have won 16 straight over the Hoosiers in Madison, including a 71-61 win in the most recent meeting at the Kohl Center on Jan. 2, 2018.
- In fact, Indiana's last win at the Kohl Center was in 1998, the first year of the Kohl Center.
- Since 2002, Wisconsin is 25-6 (.806) all-time against the Hoosiers. Prior to that, UW was 49-90 (.353) all-time vs. Indiana.
- Six current Badgers have seen action vs. IU:

PLAYER	GM	PTS	REB	AST	MPG
Trice	4	8.3	2.3	2.5	24.5
Pritzl	3	4.0	0.3	0.0	14.3
Davison	2	8.5	3.0	2.0	39.5
Reuvers	2	5.0	4.5	0.5	24.5
Ford	2	6.0	3.0	0.0	21.0
King	1	4.0	3.0	2.0	14.0

### LAST MEETING

#### INDIANA 75, #19 WISCONSIN 73 (2OT)

Feb. 26, 2019 | Assembly Hall | Bloomington, Ind.

- Romeo Langford made a go-ahead layup with under a second to go in double overtime, and Indiana upset #19 Wisconsin, 75-73, in a close contest at Assembly Hall.
- Ethan Happ had 23 points and 11 rebounds, while Khalil Iverson finished with 15 points.
- D'Mitrik Trice scored 12 points for the Badgers, including two free throws with 5 seconds left in regulation to tie it at 62 and force the first overtime.
- Trice also hit a 3-pointer to tie the game at 68 and force another overtime.
- Nate Reuvers finished with 7 points, 7 rebounds and 2 blocks for the Badgers.
- Brad Davison (3 pts), Aleem Ford (3), Kobe King (4) and Brevin Pritzl (6) also saw action.

### HISTORY VS. INDIANA

- Overall: IU leads, 97-74
- In Madison: UW leads, 43-40
- Gard vs. IU: 5-2
- Active Streak: IU won last 1



#### LAST 20 MEETINGS (UW is 17-3)

Date	Rank	Result	Score	Location
2/19/09	--/--	W	68-51	Bloomington
3/8/09	--/--	W	85-61	Madison
2/13/10	11/--	W	83-55	Madison
2/25/10	17/--	W	78-46	Bloomington
1/20/11	18/--	W	69-60	Madison
3/3/11	10/--	W	77-67	Bloomington
1/26/12	12/16	W	57-50	Madison
3/9/12	14/15	W	79-71	Indianapolis
1/15/13	--/2	W	64-59	Bloomington
3/16/13	22/3	W	68-56	Chicago
1/14/14	3/--	L	72-75	Bloomington
2/25/14	14/--	W	69-58	Madison
2/3/15	5/--	W	92-78	Madison
1/5/16	--/--	L	58-59	Bloomington
1/26/16	--/19	W	82-79 (ot)	Madison
1/3/17	13/25	W	75-68	Bloomington
2/5/17	10/--	W	65-50	Madison
3/10/17	24/--	W	70-60	Wash. DC
1/2/18	--/--	W	71-61	Madison
2/26/19	19/--	L	73-75(2ot)	Bloomington

#### LAST MEETING: IU 75, #19 UW 73 (2OT)

Feb. 26, 2019 | BLOOMINGTON, IND.

Official Basketball Box Score -- Game Totals -- Final Statistics  
NC State vs Wisconsin  
11/27/18 8:00 pm at

##### NC State 75 • 6-1

		Total		3-Pr		Rebounds								
##	Player	FG	FTA	FG	FTA	Off	Def	PF	TP	A	TO	Bk	Stl	Min
33	Wyatt Walker	c	2-4	0-0	0-0	1	2	3	3	4	1	0	0	26
02	Torin Dorn	g	6-13	2-3	0-0	3	8	11	3	14	0	0	2	33
10	Braxton Beverly	g	3-8	1-4	1-2	0	0	0	3	8	2	0	0	34
11	Markell Johnson	g	9-17	3-9	0-0	1	2	3	3	21	5	4	0	31
13	C.J. Bryce	g	6-11	1-2	5-6	3	4	7	2	18	0	0	1	26
00	Derek Funderburk	g	1-1	0-0	0-0	0	0	0	4	2	1	0	0	7
04	Jericco Hellems	1	2	0-0	0-0	0	1	1	2	2	0	1	0	10
01	Eric Lockett	0	1	0-0	0-0	0	3	3	1	0	0	0	1	13
24	Devon Daniels	3	8	0-0	0-0	1	4	5	2	6	0	3	0	16
55	Blake Harris	0	1	0-0	0-0	0	1	1	1	0	0	1	0	1
Totals						2	0	2						
Totals		31-66	7-18	6-8	11-25	36	24	75	9	11	2	5	2	200

FG % 1st Half: 15-32 46.9% 2nd half: 16-34 47.1% Game: 31-66 47.0%  
3FG % 1st Half: 3-6 50.0% 2nd half: 4-12 33.3% Game: 7-18 38.9%  
FT % 1st Half: 3-4 75.0% 2nd half: 3-4 75.0% Game: 6-8 75.0%

##### Wisconsin 79 • 6-1

		Total	3-Pr	Rebounds											
##	Player	FG	r-FG	r-FGA	FT	r-FT	Off	Def	PF	TP	A	To	Bk	Stl	Min
22	Happ, Ethan	8-18	0-0	3-8	4	7	11	3	19	3	5	4	0	34	
35	Reuvers, Nate	r 2-2	0-0	0-0	0	1	1	0	4	0	1	0	0	11	
00	Trice, D'Mitrik	g 6-10	4-5	2-4	0	2	2	1	18	6	0	0	3	33	
01	Iverson, Khalil	g 0-1	0-0	0-0	0	0	0	3	0	1	1	0	0	15	
34	Davison, Brad	g 3-9	2-5	4-4	0	2	2	2	12	2	1	0	0	34	
01	Pritzl, Brevin	g 1-3	0-2	2-2	0	2	2	0	4	1	0	0	0	12	
02	Ford, Aleem	4-7	4-7	0-0	1	2	3	3	12	1	2	0	0	21	
12	Anderson, Trevor	2-3	1-1	0-0	0	0	2	0	5	0	0	0	0	9	
11	Strickland, Tai	0-0	0-0	0-0	0	0	0	0	0	0	0	0	0	1	
23	King, Kobe	2-4	0-1	1-2	2	4	6	0	5	2	0	0	0	30	
	Team				1	0	1								
Totals		28-57	11-21	12-20	8	22	30	12	79	16	10	4	3	200	

FG % 1st Half: 10-28 35.7% 2nd half: 18-29 62.1% Game: 28-57 49.1%  
3FG % 1st Half: 5-10 50.0% 2nd half: 6-11 54.5% Game: 11-21 52.4%  
FT % 1st Half: 4-8 50.0% 2nd half: 8-12 66.7% Game: 12-20 60.0%

Officials: Lewis Garrison,D.J. Carstensen,Terry Wymer  
Technical fouls: NC State-None. Wisconsin-None.  
Attendance: 17012  
2018-19 Men's Basketball, Round: 0, NC State vs Wisconsin, Played at:

Score by periods	1st	2nd	Total
NC State	36	39	75
Wisconsin	29	50	79

	Points	In	Off	2nd	Fast	Bench
NC State	32	12	15	10	10	10
WIS	30	14	7	16	26	

## SITUATIONAL RECORDS

	2019-20	Under Gard
Ahead at the half	4-0	63-8
Behind at the half	0-4	18-39
Tied at the half	0-0	2-4
FG% of .450 or more	2-0	53-9
FG% less than .450	2-4	30-42
Better FG% than opp.	4-1	73-11
Worse FG% than opp.	0-3	11-39
Same FG% as opp.	0-0	0-1
Opp. FG% less than 45%	2-2	64-21
3FG% of 40% or more	2-0	38-7
3FG% less than 40%	2-4	45-44
Try more than 20 3FGs	3-3	38-26
Try 20 or fewer 3FGs	1-1	45-25
Make at least 70% FT	6-1	42-19
Try at least 20 FTs	2-1	40-12
Try fewer than 20 FTs	2-3	42-38
Out-rebound opponent	4-2	55-16
Tied or out-rebounded	0-2	28-35
Same or fewer TOs than opp.	3-1	62-29
More TOs than opp.	1-3	21-22
Commit fewer than 12 TOs	2-1	56-26
Commit 12 or more TOs	2-3	27-24
Score fewer than 50 pts.	0-0	1-2
Score 50-59 points	0-3	4-24
Score 60-69 points	1-1	25-15
Score 70-79 points	1-0	32-7
Score 80-89 points	2-0	15-3
Score 90 or more pts.	0-0	6-0
Allow fewer than 50 pts.	0-0	12-1
Allow 50-59 pts.	1-1	26-6
Allow 60-69 pts.	2-3	34-20
Allow 70-79 pts.	1-0	9-13
Allow 80-89 pts.	0-0	2-10
Allow 90 or more pts.	0-0	0-1
Overtime	0-1	6-5
vs. AP Top 25 opponents	0-1	13-23
vs. AP Top 25 opp. at home	0-0	7-6
Home games	4-0	49-14
Road games	0-1	21-23
Neutral site games	0-3	13-14
Day games	1-0	26-16
Night games	3-4	57-35

## GAMES DECIDED BY

3 points or less	0-1	9-8
4-5 points	0-0	12-11
6-10 points	0-2	18-14
11-19 points	3-1	22-14
20 or more points	1-0	23-2

## TELEVISED GAMES

CBS	0-0	7-7
CBS Sports Network	0-0	0-1
FOX	0-0	0-3
FS1	1-0	7-7
ESPN	0-0	11-9
ESPN2	0-3	7-10
ESPNU	0-1	1-2
ESPN+	0-0	3-1
Big Ten Network	2-0	40-8
BTN Plus	1-0	2-0
TBS	0-0	0-3
TNT	0-0	2-0

## LAST TIME OUT

## NC STATE 69, WISCONSIN 54

Dec. 4 | PNC Arena | Raleigh, N.C.

- Wisconsin saw its recent road shooting woes continue, suffering a 69-54 loss to NC State in the Big Ten/ACC Challenge on Wednesday night in Raleigh, N.C.
- The Badgers held NC State to a season-low 69 points, but UW shot just 5-for-23 from 3-point range; 37.5% overall (21-56 FG).
- Junior **Aleem Ford** led the Badgers in scoring for the first time in his career, finishing with a team-high 13 points and matching a career high with 7 rebounds.
- Sophomore **Kobe King** and junior **Nate Reuvers** scored 11 points each.
- Freshman **Tyler Wahl** grabbed a career best 8 rebounds, plus 5 points and 1 assist.

## DAVISON TAKES THE LEAD

- Team captain **Brad Davison** is leading the Badgers on the court as well as off. Through 8 games, Davison is UW's second-leading scorer averaging 11.0 points per game.
  - Davison is also 2nd on the team with 13 assists and leads the Badgers with 10 steals.
- Davison is one of UW's best FG shooters:
  - 95.2% FT (20-21) – Leads UW
  - 42.6% FG (29-68) – 2nd for UW
  - 30.3% 3FG (10-33) – 3rd for UW
- Davison leads the Big Ten shooting 95.2% FT.
- Davison is tied for 9th in the Big Ten having played 251 minutes (31.4 mpg); tied for 13th in the B1G avg. 1.3 steals per game (10 total).
- In a win over McNeese, Davison scored a season-high 24 pts (7-8 FG, 3-4 3FG, 7-7 FT), reaching the 20-point threshold for the 6th time in his career. He also matched a career high with 4 steals.
- In UW's win over Marquette, Davison led six Badgers in double-figure scoring (15), while adding 3 rebounds, 2 assists and 1 steal.
- Davison has scored 844 career points, 156 shy of becoming UW's 43rd 1,000-pt scorer.

## KING OF THE NORTH

- After a season-ending knee injury robbed him of a majority of his freshman year, redshirt sophomore Kobe King is returning to form.
- King has scored in double figures in 5 of the last 6 games, including a career high 18 points (8-10 FT), 6 rebounds, 3 steals vs. EIU (11/8).
- King has been aggressive in attacking the basket, leading UW in FTAs (23-for-32).
  - His 71.9% FT ranks 13th in the Big Ten
- Shooting 40.4% (23-57) from the floor, including 19-for-43 (44.2%) on 2-pt field goals.



## 4 MOORE

On the night of May 25th, our Wisconsin basketball family was forever changed. Assistant coach Howard Moore and his family were involved in a horrific auto accident that claimed the lives of Moore's wife, Jen, and 9-year old daughter, Jaidyn.

■ His 13-year old son, Jerell, survived with minor injuries, while Moore sustained severe burns and later endured a heart attack that has left him facing a long and challenging recovery.

■ Throughout the season, our team will be honoring the Moore family through a simple motto:

## DO MOORE. BE MOORE. 4 MOORE.

■ The number 4 represents the four members of the family. The six words represent far more than a saying, but instead a symbol of strength and an inspiration for how to live our lives.

■ Our game uniforms will feature a "4MOORE" patch, (includes the names of Jen and Jaidyn). Also featuring on shooting shirts & wristbands.

■ An assistance fund has been established with the name "The Howard Moore Family Fund." Text the word "MOORE," to 69050 to donate.

## PRITZL'S SENIOR PRIME

- The lone senior on this year's UW roster, **Brevin Pritzl** is finding his senior prime.
- Brevin has led the Badgers in scoring 7 times in his career, including 1 standout performance already this year (15pts vs. Marquette, 11/17).
- Against in-state rival Marquette, Pritzl tallied the first double-double of his career with 15 points and a career-high 13 rebounds (6 offensive).
- Pritzl has scored in double figures 3 of the last 6 games, most recently with 10 points (2-4 3FG) vs. Green Bay (11/21).
- Leads the team shooting 32.3% 3FG (10-31)
- Led the Big Ten in 3-point field goal percentage during conference play last season (53.5%).
- Has grabbed 5+ reb in 4 of 8 games this year.

## PLAYING THE BEST

- Wisconsin's season opener against #20 Saint Mary's tipped off what will be a challenging non-conference schedule for the Badgers.
- Wisconsin's non-conference slate features 3 teams that made the NCAA tournament last season: Saint Mary's, Marquette and #20 Tennessee.
- UW's non-conference schedule ranks as the 12th-toughest in the nation, according to a system developed by Matt Norlander/CBS Sports.



- The formula's point system takes into consideration games: vs. preseason top-25 KenPom teams (2 points), vs. preseason 26-50 KenPom teams (1), road games (2), neutral-court (1), vs. 2019 NCAA tournament teams (0.5), sub-200 KenPom teams (-1).

**TOUGHEST NON-CON SCHEDULES (CBS SPORTS)**

TEAM	PTS	TEAM	PTS
1. Seton Hall	18.5	7. Alabama	15
2. Florida	16.5	Purdue	15
3. Cincinnati	16	9. Michigan State	14.5
Kansas	16	Butler	14.5
North Carolina	16	Tennessee	14.5
6. Davidson	15.5	12. Wisconsin	14

**BEATING THE BEST**

- Since taking over as head coach in Dec. of 2015, Greg Gard has led the Badgers to 13 wins over teams ranked in the AP Top 25. That is tied for the 4th-highest total among Big Ten teams.
- Of those 13 wins, 6 have come away from home.

**NCAA TOURNEY REGULARS**

- Wisconsin is 1 of 5 schools to participate in 20 of last 21 NCAA tournaments, joining Kansas, Duke, Michigan State and Gonzaga.

**NCAA Tournament Appearances  
(last 21 years, since 1999)**

Team	Appearances
Kansas	21
Duke	21
Michigan State	21
Gonzaga	21
<b>Wisconsin</b>	<b>20</b>

- That stretch includes a run of 19 consecutive NCAA tournament appearances, which is the 6th-longest stretch in NCAA history.

**All-Time Longest NCAA Tourn. Streaks**

# Seasons	Team	Years
30	Kansas	1990-present
27	UNC	1975-2001
24	Duke	1996-present
22	MSU	1998-present
21	Gonzaga	1999-present
<b>19</b>	<b>Wisconsin</b>	<b>1999-2017</b>

- The Badgers are one of 3 teams to reach the Sweet 16 in 6 of the last 9 seasons, advancing to the tournament's second weekend in 2011, 2012, 2014, 2015, 2016 and 2017. Kansas and Kentucky are the only other 2 schools to reach 6 of the last 9 seasons.
- UW has won 13 NCAA tournament games since 2014, equaling the most of any Big Ten team and 6th-highest total in the nation. Only Kentucky, UNC, Gonzaga, Villanova and Duke have more.

**INDIVIDUAL NOTES****■ Tyler Wahl | Freshman | Forward**

A 4-star recruit, Tyler Wahl averaged 18.0 ppg, 10.0 rpg and 6.6 apg at Lakeville North, leading the Panthers to a 27-5 record, the school's first-ever conference title, and an appearance in the Class AAAA state championship. He earned back-to-back AP second-team All-State honors as a junior and senior, setting the school record for rebounds (905) and finishing third in Panther history with 1,397 points. Wahl was prep teammates with current Badger, Nate Reuvers.

**Career**

- Has appeared in 8 career games.
- Grabbed a career-high 8 rebounds at NC State (12/4), while adding 5 points and 1 assist.
- Scored a career-high 5 points and matched career best marks in rebounds (3) and assists (3) in 15 minutes vs. Green Bay (11/21/19).

**■ Trevor Anderson | Junior | Guard**

Waiting has been the hardest part for Trevor Anderson, who redshirted in 2017-18 after transferring from Green Bay and then suffered a season-ending knee injury last season after appearing in the first eight games for Wisconsin. The former Stevens Point Area High School standout started 20 games as a freshman at UW-Green Bay in 2016-17, averaging 9.8 points, 2.9 rebounds and 2.7 assists per game with the Phoenix. One of the state's most prolific prep players, Anderson scored 2,360 points, the eighth-most in Wisconsin high school basketball history and was named Wisconsin's Mr. Basketball and Associated Press Player of the Year as a senior in 2016.

**Career**

- Has appeared in 36 career games.  
(including 20 games/starts with Green Bay)

**■ Joe Hedstrom | R-Freshman | Forward**

Skilled big man Joe Hedstrom looks to make a mark for the Badgers after redshirting as a freshman last season. The Hopkins, Minnesota native averaged 14.6 points and 6.3 rebounds per game as a senior at Hopkins High School, helping the Royals to a 26-2 record and a final national rank of No. 38. A Minnesota Basketball Coaches Association All-Star, Hedstrom provides UW with size, shooting ability and a hard-working attitude.

**Career**

- Has appeared in 5 career games.
- Scored his first career points (2) vs. Green Bay (11/21/19).

**CHARTING THE BADGERS****LED UW IN SCORING**

	2019-20	Career
Brad Davison	2 (2-0)	16 (11-5)
Brevin Pritzl	1 (1-0)	7 (6-1)
Nate Reuvers	4 (1-3)	6 (2-4)
D'Mitrik Trice	0 (0-0)	6 (6-0)
Aleem Ford	1 (0-1)	1 (0-1)
Kobe King	1 (1-0)	1 (1-0)

**LED UW IN REBOUNDING**

	2019-20	Career
Nate Reuvers	4 (2-2)	6 (4-2)
Brevin Pritzl	1 (1-0)	5 (4-1)
D'Mitrik Trice	3 (1-2)	5 (3-2)
Aleem Ford	0 (0-0)	3 (3-0)
Tyler Wahl	1 (0-1)	1 (0-1)

**LED UW IN ASSISTS**

	2019-20	Career
D'Mitrik Trice	3 (1-2)	24 (12-12)
Brad Davison	1 (1-0)	16 (7-9)
Brevin Pritzl	0 (0-0)	3 (2-1)
Trevor Anderson	2 (1-1)	2 (1-1)
Aleem Ford	1 (0-1)	2 (1-1)
Kobe King	2 (1-0)	2 (1-1)
Nate Reuvers	0 (0-0)	1 (0-1)

**LED UW IN MINUTES**

	2019-20	Career
Brad Davison	2 (1-1)	25 (17-8)
D'Mitrik Trice	4 (2-2)	24 (14-10)
Brevin Pritzl	0 (0-0)	10 (6-4)
Aleem Ford	0 (0-0)	3 (1-2)
Nate Reuvers	2 (0-2)	4 (0-4)
Kobe King	1 (1-0)	3 (2-1)

Record in those contests in parentheses

**CHARGES TAKEN**

	2019-20	Career
Brad Davison	5	53
D'Mitrik Trice	1	34
Nate Reuvers	0	17
Kobe King	1	5
Trevor Anderson	2	4
Aleem Ford	2	4
Brevin Pritzl	1	3
Walt McGroory	0	2
Tyler Wahl	2	2

**ACTIVE WIN/LOSS STREAKS**

Overall	Lost 3
Vs. Unranked teams (AP)	Lost 3
Vs. Ranked teams (AP)	Lost 4
At Home	Won 7
At Home vs. Big Ten	Won 3
At Home vs. ranked Big Ten	Lost 1
At Home vs. unranked Big Ten	Won 4
At Home vs. non-conference	Won 13
At Home vs. ranked opp.	Lost 1
On Road	Lost 1
On Road vs. Big Ten	Won 1
On Road vs. ranked opp.	Lost 2
On Road vs. unranked opp.	Lost 1
Neutral	Lost 5
Neutral vs. ranked opp.	Lost 7
Neutral vs. unranked opp.	Lost 3

## QUICK FACTS

University of Wisconsin  
Madison, WI 53711



Founded	1848
Enrollment	42,041
Nickname	Badgers
School Colors	Cardinal and White
Affiliation	NCAA Division I
Conference	Big Ten
Chancellor	Rebecca Blank
Director of Athletics	Barry Alvarez
Website	UWBadgers.com
Twitter	@BadgerMBB
Instagram	badgermbb
Facebook	/WisconsinMensBasketball

## HEAD COACH - GREG GARD

Seasons	5th at Wisconsin / 5th overall
Overall Record	84-51 (.622)
Record at Wisconsin	84-51 (.622)
Big Ten Record	45-29 (.608)
NCAA Tourn. Record	4-3 (.571) / 3 Appearances

## KOHL CENTER

Opened	Jan. 17, 1998
Capacity	17,287
Student Section	AreaRED
Record at Kohl Center	301-51 (.855)
Gard record at Kohl Center	50-14 (.781)

## ALL-TIME RECORD

121st season of Wisconsin Basketball
Years: 1898 to present
Overall Record: 1,621-1,214 (.572)
NCAA Tournament Record: 38-23 (.633)
Big Ten Tournament Record: 25-19 (.568)

## BIG TEN CHAMPIONSHIPS (18)

**Titles:** 1907, 1908, 1912, 1913, 1914, 1916  
1918, 1921, 1923, 1924, 1929, 1935, 1941  
1947, 2002, 2003, 2008, 2015

## BIG TEN TOURNAMENT TITLES (3)

**Titles:** 2004, 2008, 2015

## NCAA TOURNAMENT HISTORY

**Appearances (24):** 1941, 1947, 1994, 1997, 1999  
2000, 2001, 2002, 2003, 2004, 2005, 2006, 2007  
2008, 2009, 2010, 2011, 2012, 2013, 2014, 2015  
2016, 2017, 2019  
**National Championship:** 1941  
**Final Four (4):** 1941, 2000, 2014, 2015  
**Elite Eight (6):** 1941, 1947, 2000, 2005, 2014, 2015  
**Sweet 16 (11):** 1941, 2000, 2003, 2005, 2008  
2011, 2012, 2014, 2015, 2016, 2017

## WISCONSIN BASKETBALL ROSTER 2019-20



**0 D'MITRIK TRICE**  
G, R-Jr., 6-0, 184  
Huber Heights, Ohio



**1 BREVIN PRITZL**  
G, Gr., 6-3, 204  
De Pere, Wis.



**2 ALEEM FORD**  
F, R-Jr., 6-8, 217  
Lawrenceville, Ga.



**3 WALT MCGRORY**  
G, Jr., 6-3, 205  
Minneapolis, Minn.



**4 CARTER HIGGINBOTTOM**  
G, R-Fr., 6-0, 187  
Chicago, Ill.



**5 TYLER WAHL**  
F, Fr., 6-7, 214  
Lakeville, Minn.



**11 MICAH POTTER**  
F, R-Jr., 6-10, 248  
Mentor, Ohio



**12 TREVOR ANDERSON**  
G, R-Jr., 6-2, 200  
Stevens Point, Wis.



**15 COURTLAND CUEVAS**  
F, Jr., 6-5, 190  
Madison, Wis.



**20 SAMAD QAWI**  
F, Jr., 6-6, 195  
Racine, Wis.



**23 KOBE KING**  
G, R-So., 6-4, 205  
La Crosse, Wis.



**30 OWEN HAMILTON**  
C, R-So., 7-0, 266  
Prescott, Wis.



**31 MICHAEL BALLARD**  
G, R-Jr., 6-4, 202  
Oak Park, Ill.



**32 JOE HEDSTROM**  
C, R-Fr., 7-0, 240  
Hopkins, Minn.



**34 BRAD DAVISON**  
G, Jr., 6-4, 2-6  
Maple Grove, Minn.



**35 NATE REUVERS**  
F, Jr., 6-11, 235  
Lakeville, Minn.



**GREG GARD**  
Head Coach  
5th season at UW



**JOE KRABBHOF**  
Assistant Coach  
4th season at UW



**DEAN OLIVER**  
Assistant Coach  
3rd season at UW



**ALANDO TUCKER**  
Interim Assistant Coach  
1st season at UW

WISCONSIN BADGERS	POS	HT	WT	YR/ELIG	HOMETOWN (HS/LAST SCHOOL)
0 D'Mitrik Trice**	G	6-0	184	Sr./Jr.	Huber Heights, Ohio (Wayne/IMG Academy)
1 Brevin Pritzl***	G	6-3	204	Gr./Sr.	De Pere, Wis. (HS)
2 Aleem Ford**	F	6-8	217	Sr./Jr.	Lawrenceville, Ga. (Archer/IMG Academy)
3 Walt McGrory**	G	6-3	205	Jr./Jr.	Minneapolis, Minn. (Edina)
4 Carter Higginbottom	G	6-0	187	So./Fr.	Chicago, Ill. (St. Ignatius)
5 Tyler Wahl	F	6-7	214	Fr./Fr.	Lakeville, Minn. (North)
11 Micah Potter	F	6-10	248	Sr./Jr.	Mentor, Ohio (Monteverde Acad./Ohio St.)
12 Trevor Anderson*	G	6-2	200	Sr./Jr.	Stevens Point, Wis. (HS/Green Bay)
15 Courtland Cuevas	F	6-5	190	Sr./Jr.	Madison, Wis. (Madison East)
20 Samad Qawi	F	6-6	195	Sr./Jr.	Racine, Wis. (Horlick)
23 Kobe King*	G	6-4	205	Jr./So.	La Crosse, Wis. (Central)
30 Owen Hamilton	C	7-0	266	Jr./So.	Prescott, Wis. (HS/Northern Illinois)
31 Michael Ballard**	G	6-4	202	Sr./Jr.	Oak Park, Ill. (Fenwick)
32 Joe Hedstrom	C	7-0	240	So./Fr.	Hopkins, Minn. (HS)
34 Brad Davison**	G	6-4	206	Jr./Jr.	Maple Grove, Minn. (HS)
35 Nate Reuvers**	F	6-11	235	Jr./Jr.	Lakeville, Minn. (North)

\* letters earned at UW | Gr. - Graduate school student

**Head Coach:** Greg Gard (5th)  
**Assistant Coaches:** Joe Krabbenhoft (4th),  
Dean Oliver (3rd), Alando Tucker (interim, 1st)  
**Dir. of Basketball Operations:** Marc VandeWettering

**Strength & Conditioning Coach:** Erik Helland  
**Head Athletic Trainer:** Henry Perez-Guerra  
**Video Director:** A.J. Van Handel  
**Asst. Dir. of Basketball Operations:** Kyle Blackburn

## WISCONSIN PRONUNCIATION GUIDE)

Courtland Cuevas - QWAY-vaas  
Aleem Ford - UH-leem  
Kobe King - CO-bee  
Brevin Pritzl - PRITTS-ull

Samad Qawi - suh-MAAD COW-ee  
Nate Reuvers - REE-vers  
D'Mitrik Trice - Duh-MEE-trick  
Tyler Wahl - WALL



## THE GARD FILE

### ■ Career Record (5th Season): 84-51 (.622)

- Record at Wisconsin (5th Season): 84-51 (.622)
- Big Ten Record (5th Season): 45-29 (.608)
- NCAA Tournament Appearances/Record: 3 / 4-3 (.572)
- Hometown: Cobb, Wis.
- Alma Mater: UW-Platteville, 1995 (Physical & Health Ed)  
Master's Degree: UW-Platteville, 2007 (Counselor Ed)
- Family: Wife Michelle  
Daughters, Mackenzie and Peyton; Son, Isaac

## COACHING EXPERIENCE

Position	School	Years
Assistant Coach	Southwestern (Wis.) HS	1990-93
Assistant Coach	Platteville (Wis.) HS	1993-94
Assistant Coach	UW-Platteville	1993-99
Assistant Coach	UW-Milwaukee	1999-01
Assoc. Head Coach	Wisconsin	2001-15
Head Coach	Wisconsin	2015-Present

## CAREER HIGHLIGHTS

Date	Highlight
Dec. 15, 2015	Assumes role of interim head coach upon the retirement of Bo Ryan
Dec. 23, 2015	First career win, 84-79, vs. Green Bay
Jan. 2, 2016	First Big Ten win, 79-57, vs. Rutgers
Jan. 17, 2016	First ranked win, 77-76, vs. #4 MSU
Jan. 26, 2016	UW claims 82-79 overtime win over eventual Big Ten champion #19 Indiana
Feb. 13, 2016	First road win over ranked team, 70-57, at #2 Maryland
March 7, 2016	Officially named Wisconsin head coach
March 18, 2016	First NCAA tournament win, 47-43, against 10th-seeded Pittsburgh
April 4, 2016	Jim Phelan National Coach of the Year
March 18, 2017	Leads UW to its fourth-ever win over No. 1 team in the nation with a 65-62 victory over top-seeded Villanova in NCAA tournament second round
Feb. 15, 2018	Badgers tally sixth top-10 win in three seasons under Gard (#6 Purdue, 57-53)
Jan. 19, 2019	UW earns fourth win over top-5 team under Gard (#2 Michigan, 64-54)

## HEAD COACH GREG GARD

### ■ 2016 JIM PHELAN NATIONAL COACH OF THE YEAR

A coaching veteran of nearly 30 years, Greg Gard has expertly made the jump from assistant coach to head coach at Wisconsin. After assuming the head coaching reins on Dec. 15, 2015, Gard has led the Badgers to the NCAA tournament in three of his four seasons, including a pair of Sweet 16 appearances in each of his first two seasons. Owner of one of the highest win percentages in Wisconsin history, Gard now enters his fifth season as the head coach in 2019-20.

After initially taking over on an interim basis, Gard was officially named head coach of the Badgers on March 7, 2016. In four seasons, he owns the third-highest winning percentage in UW history, piloting the Badgers to a record of 80-47 (.630).

In just four seasons as head coach, Gard is quickly climbing Wisconsin's win charts. Gard is already 45-29 in Big Ten play, surpassing Dick Bennett for seventh on UW's all-time wins list. He enters 2019-20 just eight conference wins away from fourth place on the school's all-time ledger. Gard's .608 Big Ten win percentage equates to the third-best mark in Badger annals.

Gard reached 40 conference wins in a mere 66 games, making him the third-fastest active Big Ten coach to 40 conference wins. That number trails only Maryland's Mark Turgeon and MSU's Tom Izzo, who did it in 57 and 62 games, respectively.

In his inaugural season as head coach, Gard led the Badgers to the 2016 NCAA Tournament Sweet 16, becoming just the second-ever first-year coach to win the Jim Phelan National Coach of the Year award. He followed that up by leading UW to its fifth-highest single-season win total in school history (27-10) and making a second-consecutive visit to the Sweet 16.

Gard is just the third coach in the last 20 years to pilot his team to the Sweet 16 in each of his first two seasons, joining UCLA's Steve Lavin (1996-97) and Gonzaga's Mark Few (2000-01).

Wisconsin maintained its place among the top of the Big Ten during the transition to Gard as well. In his first season, the Badgers finished the regular season in a tie for third place in the Big Ten standings — extending its streak of top-four finishes to a league-record 16th-consecutive season — with a 12-6 conference record. Gard led the Badgers to the most Big Ten wins by a first-year coach since 2004 (Bruce Weber, Illinois).

Gard's Badgers would post another 12-6 conference campaign in 2017, finishing second in both the regular season and the Big Ten tournament. Wisconsin would cap off its 27-win season with a signature win in the NCAA tournament, knocking off the nation's No. 1 team Villanova, 65-62, to advance to the Sweet 16.

In 2018-19, Gard piloted the Badgers back to the Big Dance, posting a 23-11 overall record. Wisconsin also boasted a mark of 14-6 in Big Ten play, winning 14 conference games for just the third time in school history, joining 16-win seasons in 2008 and 2015.

In 18 total seasons on the Badgers' bench, Gard has seen the Badgers finish lower than fourth in the Big Ten standings just once while amassing a combined mark of 217-97 (.691) in league play.

During his tenure as head coach, Gard has helped a pair of players reach first-team All-Big Ten status: Nigel Hayes (2016) and third-team All-American Ethan Happ (2017, '18, '19).

Long considered one of the top assistant coaches in the game, Gard served as an assistant at Wisconsin for 14-plus seasons, including the final seven as the associate head coach.

Prior to coming to Wisconsin in 2001, Gard spent the previous two seasons as an assistant at UW-Milwaukee and served as an assistant coach at UW-Platteville from 1993-99.

Prior to joining Ryan's staff in Platteville, Gard spent three seasons at Southwestern High School and one at Platteville High School, where he served in junior high and assistant varsity coaching capacities.

In 2016, Gard and his wife, Michelle, partnered with the University of the Wisconsin and Wisconsin Foundation and Alumni Association, to launch Garding Against Cancer. This fundraising initiative raises funds and awareness for cancer research and care within the state of Wisconsin. In its first two years of hosting fundraising events across the state, GAC raised more than \$2 million dollars in the fight against cancer.

Gard is a 1995 graduate of UW-Platteville with a degree in physical and health education. He received a master's degree in counselor education from Platteville in 2007. Gard and his wife, Michelle, have two daughters, Mackenzie and Peyton, and a son, Isaac.

## GARD YEAR-BY-YEAR

Year	School	Record	Pct.	Conf.	Record	Place	Postseason
2015-16	Wisconsin	15-8	.652	Big Ten	12-6	T-3rd	NCAA Sweet 16
2016-17	Wisconsin	27-10	.730	Big Ten	12-6	T-2nd	NCAA Sweet 16
2017-18	Wisconsin	15-18	.455	Big Ten	7-11	9th	--
2018-19	Wisconsin	23-11	.676	Big Ten	14-6	4th	NCAA First Round
2019-20	Wisconsin	4-4	.500	Big Ten	0-0	--	--
<b>Totals (5 seasons)</b>		<b>84-51</b>	<b>(.622)</b>		<b>45-29</b>		<b>3 NCAA appearances</b>

## GARD vs. DIVISION I TEAMS

Team	Home	Away	Neut.	Total	Team	Home	Away	Neut.	Total
Baylor	0-0	0-0	0-1	0-1	North Carolina State	1-0	0-1	0-0	1-1
Central Arkansas	1-0	0-0	0-0	1-0	Northwestern	1-2	2-1	1-0	4-3
Chicago State	2-0	0-0	0-0	2-0	Notre Dame	0-0	0-0	0-1	0-1
Coppin State	1-0	0-0	0-0	1-0	Ohio State	2-1	1-1	0-0	3-2
Creighton	0-0	0-1	0-0	0-1	Oklahoma	1-0	0-0	1-0	2-0
Eastern Illinois	1-0	0-0	0-0	1-0	Oregon	0-0	0-0	0-1	0-1
Florida	0-0	0-0	0-1	0-1	Penn State	2-0	3-0	0-0	5-0
Florida A&M	1-0	0-0	0-0	1-0	Pittsburgh	0-0	0-0	1-0	1-0
Georgetown	0-0	0-0	1-0	1-0	Prairie View A&M	1-0	0-0	0-0	1-0
Grambling State	1-0	0-0	0-0	1-0	Purdue	1-2	0-3	0-0	1-5
Green Bay	4-0	0-0	0-0	4-0	Richmond	0-0	0-0	0-1	0-1
Houston Baptist	1-0	0-0	0-0	1-0	Rutgers	3-0	0-1	1-0	4-1
Idaho State	1-0	0-0	0-0	1-0	Saint Mary's	0-0	0-0	0-1	0-1
Illinois	3-0	4-0	0-0	7-0	Savannah State	1-0	0-0	0-0	1-0
Indiana	3-0	1-2	1-0	5-2	South Carolina State	1-0	0-0	0-0	1-0
Iowa	1-1	2-1	0-0	3-2	Stanford	0-0	0-0	1-0	1-0
Marquette	1-1	1-1	0-0	2-2	Syracuse	1-0	0-0	0-0	1-0
Maryland	2-1	1-2	1-0	4-3	Temple	0-0	0-1	0-0	0-1
UMass Lowell	1-0	0-0	0-0	1-0	Tennessee	0-0	0-0	1-0	1-0
McNeese State	1-0	0-0	0-0	1-0	UCLA	0-0	0-0	0-1	0-1
Michigan	3-1	0-2	0-1	3-4	Villanova	0-0	0-0	1-0	1-0
Michigan State	1-2	0-3	0-2	1-7	Virginia	0-0	0-1	0-1	0-2
Milwaukee	1-0	0-0	0-0	1-0	Virginia Tech	0-0	0-0	1-0	1-0
Minnesota	2-1	3-0	0-0	5-1	Western Kentucky	1-0	0-1	0-0	1-1
Nebraska	1-1	2-1	1-1	4-3	Xavier	0-1	1-0	1-0	2-1
New Mexico	0-0	0-0	0-1	0-1	Yale	1-0	0-0	0-0	1-0
North Carolina	0-0	0-0	0-1	0-1	<b>Total</b>	<b>50-14</b>	<b>21-22</b>	<b>13-14</b>	<b>84-50</b>



# HOME SWEET HOME

The Badgers are VERY good at the Kohl Center



## WISCONSIN AT HOME SINCE 2001-02

<b>265-38 (.875)</b>	Overall Home Record
<b>131-25 (.840)</b>	vs. Big Ten teams
<b>134-13 (.912)</b>	vs. non-conference teams
<b>97-11 (.898)</b>	vs. unranked Big Ten teams
<b>42-18 (.700)</b>	vs. teams ranked in the AP top 25
<b>31-5 (.861)</b>	vs. in-state teams
<b>Undefeated</b>	vs. IND (14-0), PSU (14-0)
<b>One-loss</b>	vs. NEB (4-1), MARY (3-1)
<b>Two-loss</b>	vs. MINN (13-2), MICH (13-2), IOWA (12-2)

## NCAA'S TOUGHEST VENUES

Since the Kohl Center opened in 1998, Wisconsin has been nearly unbeatable on its home floor. In fact, among active venues, the Kohl Center is among the toughest for road teams to come in and steal a win.

Team	Record	Pct.
1. Gonzaga (McCarthy Center) . . . . .	202-15	.931
2. Kentucky (Rupp Arena) . . . . .	595-70	.895
3. Oregon (Matthew Knight Arena) . . . . .	142-20	.876
4. Kansas (Allen Fieldhouse) . . . . .	791-113	.875
5. Michigan State (Breslin Center) . . . . .	412-60	.873
6. Belmont (Curb Events Center) . . . . .	186-28	.869
7. Xavier (Cintas Center) . . . . .	261-41	.864
8. UCLA (Pauley Pavilion) . . . . .	754-123	.860
9. <b>Wisconsin (Kohl Center) . . . . .</b>	<b>300-51</b>	<b>.855</b>
Louisville (KFC Yum! Center) . . . . .	148-25	.855

(records through Nov. 18, 2019)

## STREAKING

Of the 9 longest home streaks in school history, 5 have come in the last 17 seasons, including a record 38-game home win streak from 2002 to 2005.

No.	Began	Ended
<b>38</b>	<b>12/7/2002 (UNLV)</b>	<b>1/25/2005 (ILL)</b>
33	3/8/1911 (NW)	1/23/1915 (Chic.)
<b>28</b>	<b>2/8/2006 (IND)</b>	<b>12/8/2007 (Marq.)</b>
24	1/14/1929 (IND)	2/14/1931 (MIN)
<b>23</b>	<b>2/13/2010 (IND)</b>	<b>12/3/2011 (Marq.)</b>
<b>19</b>	<b>1/17/2016 (MSU)</b>	<b>2/12/2017 (NW)</b>
18	2/27/1909 (PUR)	3/1/1911 (MIN)
18	2/19/1915 (PUR)	1/26/1917 (Chic.)
<b>18</b>	<b>2/5/2009 (ILL)</b>	<b>2/9/2010 (ILL)</b>

■ Since the 2001-02 season when Greg Gard first joined the staff, the Badgers have compiled a 265-38 (.875) record at the Kohl Center.

■ Over the last 15 seasons, UW is 131-25 (.840) in Big Ten home games, the best mark in the conference.

■ Over the last 15 seasons, 198 of the Badgers' 265 home wins have come by at least 10 points (74.7 percent).

■ Wisconsin has trailed at halftime in only 66 of 302 home games since the 2001-02 season. UW has come back to win 40 of those 66 games (60.6 percent).

■ In 2018-19, the Badgers led the Big Ten and ranked 5th nationally in attendance, selling out nearly every game (17,170 per game). UW has led the Big Ten in attendance in 13 of the last 17 seasons and has finished among the nation's top 7 in each of the last 19 years.

■ This season, the Badgers sold out the 2,100-person Area Red (3rd-largest student section in the Big Ten) for the 7th straight season.

## BIG KOHL CENTER WINS

Most memorable home wins since opening in 1998:

**Jan. 17, 1998 - UW 56, Northwestern 33**  
First-ever game in the Kohl Center

**March 5, 2000 - UW 56, #14 Indiana 53**  
UW wins in Bob Knight's final Big Ten game

**Dec. 1, 2001 - UW 70, UW-Green Bay 57**  
Bo Ryan's first victory at the Kohl Center

**Dec. 22, 2001 - UW 86, #14 MU 63**  
Kirk Penney scores 33 points in UW's first win over a ranked team under Bo Ryan

**Jan. 5, 2002 - UW 72, #7 Illinois 66**  
Ryan's first win over a top-10 team at UW

**Feb. 27, 2002 - UW 74, Michigan 54**  
UW clinches share of first Big Ten title since '47

**Dec. 7, 2002 - UW 91, UNLV 74**  
UW begins school-record 38-game home win streak - Alando Tucker 24 points, 18 rebounds

**March 5, 2003 - UW 60, #14 Illinois 59**  
Devin Harris makes 1-of-2 FTs with 0.4 seconds left to clinch outright Big Ten title

**Dec. 23, 2004 - UW 85, UNC Green. 53**  
UW wins school-record 34th-straight home game

**Jan. 16, 2005 - UW 62, #15 Mich. St. 59**  
Wisconsin overcomes 8-point deficit with 1:58 remaining to win its 38th-straight home game

**Feb. 9, 2005 - UW 72, Iowa 69**  
UW overcomes a 13-point deficit with 12:27 remaining in the game

**March 1, 2005 - UW 62, Indiana 60**  
Alando Tucker scores putback as time expires

**Feb. 15, 2006 - UW 78, #12 Ohio St. 73**  
UW overcomes a nine-point halftime deficit to beat No. 12 Ohio State

**Dec. 16, 2006 - UW 89, #2 Pitt 75**  
Alando Tucker and Brian Butch combine for 59 pts

**Jan. 9, 2007 - UW 72, #5 Ohio St. 69**  
Badgers win the first matchup in school history of top-five teams

**March 3, 2007 - UW 52, Michigan St. 50**  
Kammron Taylor wins it on 3FG with 3.9 seconds left

**Dec. 2, 2009 - UW 73, #6 Duke 69**  
Trevon Hughes scores 26 as UW's win clinches Big Ten's first Big Ten/ACC title

**Jan. 9, 2010 - UW 73, #4 Purdue 66**  
Jordan Taylor (23) and Jason Bohannon (20) help end Purdue's undefeated season

**Feb. 2, 2010 - UW 67, #5 Michigan State 49**  
Badgers end MSU's 9-0 Big Ten start

**Feb. 12, 2011 - UW 71, #1 Ohio State 67**  
Stopped OSU's 24-0 start and UW's first win over AP No. 1 since 1962

**Feb. 9, 2013 - UW 65, #2 Michigan 62 (OT)**  
Ben Brust's half-court buzzer-beater sends game to overtime where UW wins

**Nov. 19, 2013 - UW 103, North Dakota 85**  
UW's first 100-point game since '95, Frank Kaminsky scores UW record 43 points

**Feb. 9, 2014 - UW 60, #8 Michigan State 58**  
Treavon Jackson hits game-winning jumper with 2.1 seconds left in Bo Ryan's 150th Big Ten win

**March 1, 2015 - #6 UW 68, Michigan State 61**  
UW claims 18th Big Ten championship and the 4th under Bo Ryan as Frank Kaminsky scores 31

**Dec. 23, 2015 - UW 84, Green Bay 79**  
Greg Gard's first win as interim head coach

**Jan. 17, 2016 - UW 77, #4 Michigan State 76**  
Gard's first ranked win, Koenig/Hayes total 52 pts

**Feb. 15, 2018 - UW 57, #6 Purdue 53**  
Ethan Happ tallies 21 pts and 12 reb as Badgers raise Frank Kaminsky's No. 44 into rafters

**Jan. 19, 2019 - UW 64, #2 Michigan 54**  
UW knocks off 17-0 Michigan behind 26 points, 10 rebounds and 7 assists from Ethan Happ.



0 | D'MITRIK TRICE

R-Junior | Guard | 6-0 | 184  
Huber Heights, Ohio | IMG Academy (Fla.)



Twitter: @DMitrikTrice22 | Instagram: dmitrik\_trice0

INDIVIDUAL BENCHMARKS

	SEASON	CAREER
GP/GS	8/8	89/54
10+ POINTS:	4	33
20+ POINTS:	--	4
3+ 3-PTERS MADE:	1	18
3+ ASSISTS:	5	38
LED UW IN PTS:	--	6
LED UW IN AST:	3	24

GET TO KNOW D'MITRIK

Trice has had a big impact at Wisconsin since stepping onto campus in 2016. With 89 games and 54 starts under his belt, Trice is among the most experienced Badgers on the roster. Now in his redshirt junior season, Trice has developed into a threat on both ends of the court. He started all 34 games in 2018-19, earning All-Big Ten honorable mention after averaging 11.6 points per game, 39% 3FG shooting and 2.8 assists per game. The Huber Heights, Ohio native projects be one of UW's leaders, both on and off the court and is poised for a productive junior season.

- Needs just 238 points to reach 1,000 in his career.

- HONORS
- 2019 All-Big Ten Honorable Mention
  - 2x Academic All-Big Ten (2018, '19)

- CAREER
- Tied for 6th in UW history with a career 1.92 assist-to-turnover ratio (202 assists, 105 turnovers).
  - Ranks 17th in UW history with 139 career 3-point field goals. Needs just 3 more to tie Sam Dekker for 16th.
  - His .418 3FG% in 2016-17 ranks 2nd-highest ever by a UW freshman.
  - Just the 5th true freshman to start a game at UW since 2000 (joining Devin Harris, Alando Tucker, Josh Gasser & Sam Dekker).

SEASON HIGHS

POINTS: 11 (2x) MR vs. New Mexico (11/26/19)  
FIELD GOALS: 4 (2x) MR vs. New Mexico (11/26/19)  
FG ATTEMPTS: 12 vs. New Mexico (11/26/19)  
3-POINT FGS: 3 vs. Green Bay (11/21/19)  
3-POINT FGAS: 8 at NC State (12/4/19)  
FREE THROWS: 2 (3x) MR vs. New Mexico (11/26/19)  
FT ATTEMPTS: 2 (3x) MR vs. New Mexico (11/26/19)  
REBOUNDS: 8 vs. Green Bay (11/21/19)  
ASSISTS: 7 vs. Green Bay (11/21/19)  
BLOCKS: --  
STEALS: 3 vs. Marquette (11/17/19)  
MINUTES: 39 vs. Saint Mary's (11/5/19)

CAREER HIGHS

POINTS: 25 vs. Oklahoma (11/22/18)  
FIELD GOALS: 8 vs. Oklahoma (11/22/18)  
FG ATTEMPTS: 20 vs. Stanford (11/21/18)  
3-POINT FGS: 7 vs. Oklahoma (11/22/18)  
3-POINT FGAS: 10 vs. Oregon (3/22/19)  
FREE THROWS: 6 (2x) MR at Indiana (2/26/19)  
FT ATTEMPTS: 9 at Indiana (2/26/19)  
REBOUNDS: 8 vs. Green Bay (11/21/19)  
ASSISTS: 7 (2x) MR vs. Green Bay (11/21/19)  
BLOCKS: 1 (5x) MR at Northwestern (2/23/19)  
STEALS: 3 (5x) MR vs. Marquette (11/17/19)  
MINUTES: 41 at Marquette (12/8/18)

GAME-BY-GAME STATISTICS

Opponent	Date	gs	min	Total		3-Pointers		Free throws		Rebounds				pf				pts	avg		
				fg-fga	pct	3fg-fga	pct	ft-fa	pct	off	def	tot	avg	a	fo	blk	sti				
vs Saint Mary's (CA)	11/05/19	*	39	3-7	.429	2-4	.500	2-2	1.000	0	3	3	3.0	2	3	3	0	0	10	10.0	
EASTERN ILL.	11/08/19	*	27	2-6	.333	0-1	.000	0-0	.000	1	3	4	3.5	1	1	2	0	1	4	7.0	
MCNEESE	11/13/19	*	27	3-9	.333	2-7	.286	0-0	.000	0	3	3	3.3	0	3	1	0	1	8	7.3	
MARQUETTE	11/17/19	*	33	4-9	.444	2-5	.400	0-0	.000	0	2	2	3.0	1	2	1	0	3	10	8.0	
GREEN BAY	11/21/19	*	32	3-7	.429	3-5	.600	2-2	1.000	0	8	8	4.0	0	7	1	0	0	11	8.6	
vs Richmond	11/25/19	*	36	2-10	.200	1-6	.167	0-0	.000	0	7	7	4.5	0	5	1	0	1	5	8.0	
vs New Mexico	11/26/19	*	32	4-12	.333	1-7	.143	2-2	1.000	0	7	7	4.9	1	1	0	0	1	11	8.4	
at NC State	12/04/19	*	36	3-9	.333	2-8	.250	0-0	.000	1	3	4	4.8	1	4	1	0	1	8	8.4	
Totals			8	262	24-69	.348	13-43	.302	6-6	1.000	2	36	38	4.8	6	26	10	0	8	67	8.4

Games played: 8  
Minutes/game: 32.8  
Points/game: 8.4  
FG Pct: 34.8  
3FG Pct: 30.2  
FT Pct: 100.0

Rebounds/game: 4.8  
Assists/game: 3.3  
Turnovers/game: 1.3  
Assist/turnover ratio: 2.6  
Steals/game: 1.0

CAREER STATISTICS

Season	gp-gs		min/avg		Total		3-Point		F-Throws		Rebounds				pf				fo		ast		to		blk		sti		Scoring	
	gp-gs	min/avg	fg-fga	pct	fg-fga	pct	fg-fga	pct	ft-fa	pct	off	def	tot	avg	a	fo	ast	to	blk	sti	pts	avg								
2016-17	37-2	677/18.3	70-184	.380	38-91	.418	30-38	.789	7	62	69	1.9	51	0	63	37	3	20			208	5.6								
2017-18	10-10	315/31.5	35-92	.380	12-40	.300	12-17	.706	2	18	20	2.0	13	0	23	13	1	6			94	9.4								
2018-19	34-34	1107/32.6	133-346	.384	76-195	.390	51-68	.750	6	88	94	2.8	65	1	90	45	1	30			393	11.6								
2019-20	8-8	262/32.8	24-69	.348	13-43	.302	6-6	1.000	2	36	38	4.8	6	0	26	10	0	8			67	8.4								
TOTAL	89-54	2361/26.5	262-691	.379	139-369	.377	99-129	.767	17	204	221	2.5	135	1	202	105	5	64			762	8.6								

1 |

BREVIN PRITZL

Graduate Student | Guard | 6-3 | 204 | De Pere, Wis.  
De Pere High School



Twitter: @LiIB\_Pritzl | Instagram: liib\_pritz1

INDIVIDUAL BENCHMARKS

	SEASON	CAREER
GP/GS	8/1	99/22
10+ POINTS:	3	23
3+ 3-PTERS MADE:	1	13
2+ STEALS:	--	9
LED UW IN PTS:	1	7
LED UW IN REB:	1	5

GET TO KNOW BREVIN

The Badgers' lone senior this season, Pritzl brings both leadership and scoring ability to the Badgers in 2019-20. The lethal veteran shooter is back as a graduate student at UW-Madison after leading the Big Ten in 3-point FG percentage during conference play last season (53.5%). The all-time leading scorer in De Pere High School history, Pritzl brings relentless energy and effort on defense while also finding teammates in scoring situations. Pritzl appeared in every game last season, shooting a team-high 41% from 3-point range and scoring in double figures four times as one of UW's featured players off the bench.

HONORS

- 2x; Academic All-Big Ten (2017, '19)

SEASON HIGHS

POINTS:	15 vs. Marquette (11/17/19)
FIELD GOALS:	4 (3x) MR vs. Green Bay (11/21/19)
FG ATTEMPTS:	9 (3x) MR vs. Green Bay (11/21/19)
3-POINT FGS:	3 vs. Marquette (11/17/19)
3-POINT FGAS:	6 (3x;) MR vs. New Mexico (11/26/19)
FREE THROWS:	4 vs. Marquette (11/17/19)
FT ATTEMPTS:	4 (2x) MR vs. Marquette (11/17/19)
REBOUNDS:	13 vs. Marquette (11/17/19)
ASSISTS:	2 (2x) MR vs. Green Bay (11/21/19)
BLOCKS:	1 (2x) MR vs. McNeese St (11/13/19)
STEALS:	1 vs. New Mexico (11/26/19)
MINUTES:	32 vs. Green Bay (11/21/19)

CAREER HIGHS

POINTS:	20 vs. Minnesota (2/19/18)
FIELD GOALS:	6 (5x) MR vs. Minnesota (2/19/18)
FG ATTEMPTS:	13 vs. Illinois (1/19/18)
3-POINT FGS:	6 vs. Minnesota (2/19/18)
3-POINT FGAS:	9 (3x) MR vs. Minnesota (2/19/18)
FREE THROWS:	6 at Illinois (2/8/18)
FT ATTEMPTS:	6 (3x) MR vs. Houston Baptist (11/17/18)
REBOUNDS:	13 vs. Marquette (11/17/19)
ASSISTS:	4 vs. Green Bay (12/23/17)
BLOCKS:	1 (11x) MR vs. McNeese St (11/13/19)
STEALS:	3 (6x) MR vs. Grambling State (12/22/18)
MINUTES:	39 (2x) MR vs. Michigan State (3/2/18)

GAME-BY-GAME STATISTICS

Opponent	Date	gs	min	Total		3-Pointers		Free throws		Rebounds				pf	a	t/o	blk	stl	pts	avg
				fg-fga	pct	3fg-fga	pct	ft-fa	pct	off	def	tot	avg							
vs Saint Mary's (CA)	11/05/19	22	0-0	.000	0-0	.000	0-0	.000	1	2	3	3.0	0	1	0	0	0	0	0	0.0
EASTERN ILL.	11/08/19	26	3-9	.333	1-6	.167	2-2	1.000	2	5	7	5.0	3	0	2	1	0	9	4.5	
MCNEESE	11/13/19	21	4-9	.444	2-6	.333	3-4	.750	2	1	3	4.3	2	2	0	1	0	13	7.3	
MARQUETTE	11/17/19	26	4-6	.667	3-4	.750	4-4	1.000	6	7	13	6.5	2	0	2	0	0	15	9.3	
GREEN BAY	11/21/19	32	4-9	.444	2-4	.500	0-0	.000	1	4	5	6.2	3	2	0	0	0	10	9.4	
vs Richmond	11/25/19	26	2-5	.400	1-3	.333	0-0	.000	0	5	5	6.0	3	0	2	0	0	5	8.7	
vs New Mexico	11/26/19	22	2-7	.286	1-6	.167	1-2	.500	1	1	2	5.4	2	1	0	0	1	6	8.3	
at NC State	12/04/19	22	0-2	.000	0-2	.000	0-0	.000	1	3	4	5.3	0	0	0	0	1	0	7.3	
Totals		1	197	19-47	.404	10-31	.323	10-12	.833	14	28	42	5.3	15	6	6	2	2	58	7.3
Games played: 8										Rebounds/game: 5.3										
Minutes/game: 24.6										Assists/game: 0.8										
Points/game: 7.3										Turnovers/game: 0.8										
FG Pct: 40.4										Assist/turnover ratio: 1.0										
3FG Pct: 32.3										Steals/game: 0.3										
FT Pct: 83.3										Blocks/game: 0.3										

CAREER STATISTICS

Season	gp-gs	min/avg	Total		3-Point		F-Throws		Rebounds				pf	fo	ast	to	blk	stl	Scoring	
			fg-fga	pct	fg-fga	pct	ft-fa	pct	off	def	tot	avg							pts	avg
2015-16	1-0	4/4.0	0-0	.000	0-0	.000	0-0	.000	0	0	0	0.0	0	0	0	1	0	0	0	0.0
2016-17	24-0	195/8.1	13-38	.342	5-21	.238	14-19	.737	14	12	26	1.1	18	0	2	5	0	7	45	1.9
2017-18	32-21	938/29.3	93-234	.397	53-149	.356	47-55	.855	30	92	122	3.8	56	1	33	17	7	26	286	8.9
2018-19	34-0	668/19.6	50-108	.463	32-78	.410	30-36	.833	15	68	83	2.4	36	0	17	10	3	10	162	4.8
2019-20	8-1	197/24.6	19-47	.404	10-31	.323	10-12	.833	14	28	42	5.3	15	0	6	6	2	2	58	7.3
TOTAL	99-22	2002/20.2	175-427	.410	100-279	.358	101-122	.828	73	200	273	2.8	125	1	58	39	12	45	551	5.6

2 | ALEEM FORD

R-Junior | Forward | 6-8 | 217  
Lawrenceville, Ga. | Archer/IMG Academy



Twitter: @Aleemty2 | Instagram: Aleemty2

INDIVIDUAL BENCHMARKS

	SEASON	CAREER
GP/SG:	8/8	72/28
10+ POINTS:	5	14
LED UW IN PTS:	1	1
3+ REBOUNDS:	7	31
DOUBLE-DOUBLES:	--	0
2+ ASSISTS:	3	12
3+ 3FGS:	--	7

GET TO KNOW ALEEM

After missing the opening three games with a knee injury last season, Aleem Ford returned to the court – and form – as one of Wisconsin’s key contributors off the bench. The redshirt junior averaged over three points per game while averaging 13.8 minutes played, scoring in double figures three times. Ford provides a shooting threat from the outside, while also flashing the skillset to drive and slash to the basket. Ford scored a season-high 12 points vs. NC State, shooting 4-for-7 from 3-point range. The Lawrenceville, Georgia native appears poised for a breakout season in his third campaign in Madison.

CAREER

- His .409 3FG% in 2017-18 ranked third-highest ever by a UW freshman
- His 45 3FGs as a freshman ranks fifth-highest in school history

SEASON HIGHS

POINTS: 16 vs. McNeese State (11/13/19)  
FIELD GOALS: 7 vs. McNeese State (11/13/19)  
FG ATTEMPTS: 11 (2x) MR vs. Green Bay (11/21/19)  
3-POINT FGS: 2 (2x) MR vs. Green Bay (11/21/19)  
3-POINT FGAS: 6 vs. Saint Mary’s (11/5/19)  
FREE THROWS: 3 (3x) MR vs. New Mexico (11/26/19)  
FT ATTEMPTS: 4 (4x) MR at NC State (12/4/19)  
REBOUNDS: 7 (2x) MR at NC State (12/4/19)  
ASSISTS: 2 (3x) MR vs. New Mexico (11/26/19)  
BLOCKS: 2 vs. Marquette (11/17/19)  
STEALS: 1 (5x) MR at NC State (12/4/19)  
MINUTES: 34 vs. Saint Mary’s (11/5/19)

CAREER HIGHS

POINTS: 16 vs. McNeese State (11/13/19)  
FIELD GOALS: 7 vs. McNeese State (11/13/19)  
FG ATTEMPTS: 11 (2x) MR vs. Green Bay (11/21/19)  
3-POINT FGS: 4 (4x) MR vs. NC State (11/27/18)  
3-POINT FGAS: 8 vs. Minnesota (2/19/18)  
FREE THROWS: 4 (2x) MR vs. Maryland (3/1/18)  
FT ATTEMPTS: 4 (6x) MR at NC State (12/4/19)  
REBOUNDS: 7 (4x) MR at NC State (12/4/19)  
ASSISTS: 5 vs. Milwaukee (11/24/17)  
BLOCKS: 2 (2x) MR vs. Grambling St (12/22/18)  
STEALS: 2 (2x) MR vs. Grambling St (12/22/18)  
MINUTES: 38 at Maryland (2/4/18)

GAME-BY-GAME STATISTICS

Opponent	Date	gs	min	Total		3-Pointers		Free throws		Rebounds				pf	a	t/o	blk	stl	pts	avg	
				fg-fga	pct	3fg-fga	pct	ft-fia	pct	off	def	tot	avg								
vs Saint Mary's (CA)	11/05/19	*	34	3-9	.333	1-6	.167	0-0	.000	2	3	5	5.0	3	2	3	0	1	7	7.0	
EASTERN ILL.	11/08/19	*	17	4-10	.400	1-5	.200	2-3	.667	0	4	4	4.5	5	0	1	0	1	11	9.0	
MCNEESE	11/13/19	*	26	7-11	.636	2-4	.500	0-0	.000	1	1	2	3.7	3	1	0	1	1	16	11.3	
MARQUETTE	11/17/19	*	27	4-10	.400	1-4	.250	3-4	.750	1	6	7	4.5	3	1	2	2	0	12	11.5	
GREEN BAY	11/21/19	*	28	5-11	.455	2-5	.400	0-0	.000	2	3	5	4.6	2	2	2	0	0	12	11.6	
vs Richmond	11/25/19	*	27	0-5	.000	0-3	.000	3-4	.750	0	4	4	4.5	0	1	1	0	0	3	10.2	
vs New Mexico	11/26/19	*	29	2-7	.286	0-3	.000	3-4	.750	5	1	6	4.7	2	2	4	0	1	7	9.7	
at NC State	12/04/19	*	28	5-10	.500	1-3	.333	2-4	.500	4	3	7	5.0	2	0	2	1	1	13	10.1	
Totals			8	216	30-73	.411	8-33	.242	13-19	.684	15	25	40	5.0	20	9	15	4	5	81	10.1

Games played: 8	Rebounds/game: 5.0
Minutes/game: 27.0	Assists/game: 1.1
Points/game: 10.1	Turnovers/game: 1.9
FG Pct: 41.1	Assist/turnover ratio: 0.6
3FG Pct: 24.2	Steals/game: 0.6
FT Pct: 68.4	Blocks/game: 0.5

CAREER STATISTICS

Season	gp-gs	min/avg	Total		3-Point		F-Throws		Rebounds				pf	fo	ast	to	blk	stl	Scoring	
			fg-fga	pct	fg-fga	pct	ft-fia	pct	off	def	tot	avg							pts	avg
2017-18	33-20	805/24.4	60-150	.400	45-110	.409	27-33	.818	20	71	91	2.8	64	1	30	25	6	11	192	5.8
2018-19	31-0	429/13.8	35-103	.340	23-80	.288	4-4	1.000	11	48	59	1.9	44	0	11	16	4	8	97	3.1
2019-20	8-8	216/27.0	30-73	.411	8-33	.242	13-19	.684	15	25	40	5.0	20	1	9	15	4	5	81	10.1
TOTAL	72-28	1450/20.1	125-326	.383	76-223	.341	44-56	.786	46	144	190	2.6	128	2	50	56	14	24	370	5.1



23 | KOBE KING

R-Sophomore | Guard | 6-4 | 205  
La Crosse, Wis. | Central High School



Individual Benchmarks		
	Season	Career
GP/SG:	7/7	51/8
10+ Points:	5	10
2+ 3FGs:	1	7
LED UW in Pts:	1	1
LED UW in Rebs:	--	0

GET TO KNOW KOBE

After a season-ending knee injury robbed King from a majority his true freshman season, the La Crosse, Wisconsin native bounced back in 2018-19. King appeared in all 34 games and made his first career start in his redshirt freshman season with the Badgers, averaging 4.2 ppg, 2.1 rpg in 19 mpg. A highly-touted recruit from La Crosse Central, King was named Wisconsin's Mr. Basketball, Gatorade Player of the Year, and a unanimous selection for AP Player of the Year as a senior, leading the Red Raiders to their first state championship since 1925. An explosive scorer at the basket with shooting range to match, the shooting guard is expected to be one of UW's main contributors this season.

Season Highs		Career Highs	
POINTS:	18 vs. Eastern Illinois (11/8/19)	POINTS:	18 vs. Eastern Illinois (11/8/19)
FIELD GOALS:	5 vs. Eastern Illinois (11/8/19)	FIELD GOALS:	5 (2x) MR vs. Eastern Illinois (11/8/19)
FG ATTEMPTS:	12 vs. Eastern Illinois (11/8/19)	FG ATTEMPTS:	12 vs. Eastern Illinois (11/8/19)
3-POINT FGS:	2 vs. Green Bay (11/21/19)	3-POINT FGS:	3 vs. Oklahoma (11/22/18)
3-POINT FGAS:	3 vs. Green Bay (11/21/19)	3-POINT FGAS:	4 vs. Richmond (11/25/19)
FREE THROWS:	8 vs. Eastern Illinois (11/8/19)	FREE THROWS:	8 vs. Eastern Illinois (11/8/19)
FT ATTEMPTS:	10 vs. Eastern Illinois (11/8/19)	FT ATTEMPTS:	10 vs. Eastern Illinois (11/8/19)
REBOUNDS:	6 vs. Eastern Illinois (11/8/19)	REBOUNDS:	6 (2x) MR vs. Eastern Illinois (11/8/19)
ASSISTS:	4 (2x) MR vs. Green Bay (11/21/19)	ASSISTS:	4 (2x) MR vs. Green Bay (11/21/19)
BLOCKS:	1 (2x) MR vs. Richmond (11/25/19)	BLOCKS:	1 (7x) MR vs. Richmond (11/25/19)
STEALS:	3 vs. Eastern Illinois (11/8/19)	STEALS:	3 vs. Eastern Illinois (11/8/19)
MINUTES:	37 vs. Eastern Illinois (11/8/19)	MINUTES:	37 vs. Eastern Illinois (11/8/19)

GAME-BY-GAME STATISTICS

Opponent	Date	gs	min	Total		3-Pointers		Free throws		Rebounds				pf	a	t/o	blk	stl	pts	avg	
				fg-fga	pct	3fg-fga	pct	ft-fa	pct	off	def	tot	avg								
vs Saint Mary's (CA)	11/05/19	*	30	1-2	.500	0-0	.000	4-7	.571	0	4	4	4.0	2	1	4	0	0	6	6.0	
EASTERN ILL.	11/08/19	*	37	5-12	.417	0-1	.000	8-10	.800	3	3	6	5.0	0	0	0	1	3	18	12.0	
MARQUETTE	11/17/19	*	32	3-8	.375	1-2	.500	3-4	.750	1	2	3	4.3	1	4	1	0	1	10	11.3	
GREEN BAY	11/21/19	*	30	4-8	.500	2-3	.667	2-2	1.000	1	1	2	3.8	1	4	2	0	1	12	11.5	
vs Richmond	11/25/19	*	26	3-7	.429	1-4	.250	3-4	.750	2	2	4	3.8	2	0	3	1	0	10	11.2	
vs New Mexico	11/26/19	*	27	3-9	.333	0-3	.000	0-0	.000	2	3	5	4.0	1	0	0	0	1	6	10.3	
at NC State	12/04/19	*	31	4-11	.364	0-1	.000	3-5	.600	1	3	4	4.0	1	0	2	0	0	11	10.4	
Totals			7	213	23-57	.404	4-14	.286	23-32	.719	10	18	28	4.0	8	9	12	2	6	73	10.4

Games played: 7  
Minutes/game: 30.4  
Points/game: 10.4  
FG Pct: 40.4  
3FG Pct: 28.6  
FT Pct: 71.9

Rebounds/game: 4.0  
Assists/game: 1.3  
Turnovers/game: 1.7  
Assist/turnover ratio: 0.8  
Steals/game: 0.9  
Blocks/game: 0.3

CAREER STATISTICS																									
Season	gp-gs		min/avg		Total		3-Point		F-Throws			Rebounds				Scoring									
	fg	gs	min	avg	fg	fga	pct	fg	fga	pct	ft	fta	pct	off	def	tot	avg	pts	avg						
2017-18	10	0	190	19.0	21	46	.457	7	21	.333	3	3	1.000	8	6	14	1.4	10	6	3	2	2	52	5.2	
2018-19	34	1	646	19.0	55	123	.447	15	49	.306	19	29	.655	20	53	73	2.1	27	0	17	17	3	9	144	4.2
2019-20	7	7	213	30.4	23	57	.404	4	14	.286	23	32	.719	10	18	28	4.0	8	0	9	12	2	6	73	10.4
TOTAL	51	8	1049	20.6	99	226	.438	26	84	.310	45	64	.703	38	77	115	2.3	45	0	32	32	7	17	269	5.3

34 |

BRAD DAVISON

Junior | Guard | 6-3 | 206  
Maple Grove, Minn. | Maple Grove High School



Twitter: @braddavi34 | Instagram: braddavison

INDIVIDUAL BENCHMARKS

	SEASON	CAREER
GP/SG:	8/8	75/71
10+ POINTS:	4	43
20+ POINTS:	1	6
30+ POINTS:	--	1
3+ ASSISTS:	2	24
3+ STEALS:	1	8
LED UW IN PTS:	2	16
LED UW IN AST:	1	15

GET TO KNOW BRAD

Entering his third season with the Badgers, Davison has grown as a team leader, not only vocally but also as in terms of production on the court. The Maple Grove, Minn. native has played in 75 career games, with a team-high 71 starts. Last season, Davison started all 34 games and finished third on the team in scoring (10.5 ppg), while also averaging 3.3 rebounds and 1.1 steals per game. A 2019 Academic All-Big Ten student, Davison is a natural leader, fierce competitor and electrifying scorer who will be one of the Badgers catalysts during the 2019-20 season.

- Needs just 156 points to reach 1,000 in his career.

HONORS

- 2019 Academic All-Big Ten
- 2018 Big Ten All-Freshman Team
- 2x Big Ten Freshman of the Week

CAREER

- Set UW freshman records for FT% (.818) and 3FGs (60)
- Just the fourth Badger over the last 20 years to average double-figure scoring in his freshman season, joining Ethan Happ (2016), Alando Tucker (2003) and Devin Harris (2002)

SEASON HIGHS

POINTS: 24 vs. McNeese State (11/13/19)  
FIELD GOALS: 7 vs. McNeese State (11/13/19)  
FG ATTEMPTS: 13 (2x) MR vs. Marquette (11/17/19)  
3-POINT FGS: 3 (2x) MR vs. Green Bay (11/21/19)  
3-POINT FGAS: 6 (2x) MR vs. New Mexico (11/26/19)  
FREE THROWS: 7 vs. McNeese State (11/13/19)  
FT ATTEMPTS: 7 vs. McNeese State (11/13/19)  
REBOUNDS: 6 vs. New Mexico (11/26/19)  
ASSISTS: 4 vs. Eastern Illinois (11/8/19)  
BLOCKS: --  
STEALS: 4 vs. McNeese State (11/13/19)  
MINUTES: 37 vs. Saint Mary's (11/5/19)

CAREER HIGHS

POINTS: 30 vs. Michigan State (2/25/18)  
FIELD GOALS: 10 vs. Michigan State (2/25/18)  
FG ATTEMPTS: 19 vs. Michigan State (2/25/18)  
3-POINT FGS: 6 vs. Savannah State (12/13/18)  
3-POINT FGAS: 9 vs. Savannah State (12/13/18)  
FREE THROWS: 11 vs. Marquette (12/9/17)  
FT ATTEMPTS: 16 vs. Marquette (12/9/17)  
REBOUNDS: 7 (2x) MR vs. Illinois (2/18/19)  
ASSISTS: 6 (2x) MR at Northwestern (2/22/18)  
BLOCKS: 1 at Purdue (1/16/18)  
STEALS: 4 (5x) MR vs. McNeese St (11/13/19)  
MINUTES: 44 vs. Minnesota (2/19/18)

GAME-BY-GAME STATISTICS

Opponent	Date	gs	min	Total		3-Pointers		Free throws		Rebounds				pf	a	t/o	blk	stl	pts	avg	
				fg-fga	pct	3fg-fga	pct	ft-fa	pct	off	def	tot	avg								
vs Saint Mary's (CA)	11/05/19	*	38	6-13	.462	1-4	.250	3-4	.750	1	3	4	4.0	4	0	1	0	0	16	16.0	
EASTERN ILL.	11/08/19	*	30	3-6	.500	0-2	.000	2-2	1.000	2	1	3	3.5	1	4	2	0	1	8	12.0	
MCNEESE	11/13/19	*	33	7-8	.875	3-4	.750	7-7	1.000	0	3	3	3.3	0	2	3	0	4	24	16.0	
MARQUETTE	11/17/19	*	34	6-13	.462	1-3	.333	2-2	1.000	0	3	3	3.3	3	2	0	0	1	15	15.8	
GREEN BAY	11/21/19	*	24	4-8	.500	3-6	.500	4-4	1.000	0	5	5	3.6	2	3	1	0	1	15	15.6	
vs Richmond	11/25/19	*	30	2-6	.333	1-4	.250	0-0	.000	1	4	5	3.8	3	0	4	0	2	5	13.8	
vs New Mexico	11/26/19	*	36	0-9	.000	0-6	.000	2-2	1.000	1	5	6	4.1	4	0	1	0	1	2	12.1	
at NC State	12/04/19	*	27	1-5	.200	1-4	.250	0-0	.000	1	2	3	4.0	0	2	0	0	0	3	11.0	
Totals			8	252	29-68	.426	10-33	.303	20-21	.952	6	26	32	4.0	17	13	12	0	10	88	11.0

Games played: 8  
Minutes/game: 31.5  
Points/game: 11.0  
FG Pct: 42.6  
3FG Pct: 30.3  
FT Pct: 95.2

Rebounds/game: 4.0  
Assists/game: 1.6  
Turnovers/game: 1.5  
Assist/turnover ratio: 1.1  
Steals/game: 1.3

CAREER STATISTICS

Season	gp-gs		min/avg	Total		3-Point		F-Throws		Rebounds				Scoring							
	pp	gs		fg-fga	pct	fg-fga	pct	ft-fa	pct	off	def	tot	avg	pf	fo	ast	to	blk	stl	pts	avg
2017-18	33-29	1028/31.2		124-306	.405	60-169	.355	90-110	.818	10	66	76	2.3	109	3	83	59	1	40	398	12.1
2018-19	34-34	1096/32.2		115-299	.385	52-149	.349	76-94	.809	10	101	111	3.3	79	2	62	34	2	36	358	10.5
2019-20	8-8	252/31.5		29-68	.426	10-33	.303	20-21	.952	6	26	32	4.0	17	0	13	12	0	10	88	11.0
TOTAL	75-71	2376/31.7		268-673	.398	122-351	.348	186-225	.827	26	193	219	2.9	205	5	158	105	3	86	844	11.3

# 35 | NATE REUVERS

Junior | Forward | 6-11 | 235  
Lakeville, Minn. | Lakeville North High School



Twitter: @Reuvers35 | Instagram: reuvers35

## INDIVIDUAL BENCHMARKS

	SEASON	CAREER
GP/GS:	8/8	70/57
10+ POINTS:	8	22
20+ POINTS:	1	2
5+ REBOUNDS:	4	16
10+ REBOUNDS:	1	2
DOUBLE-DOUBLES:	1	2
2+ BLOCKS:	3	26
LED UW IN PTS:	4	7
LED UW IN REB:	4	6

## GET TO KNOW NATE

Reuvers looks to build off of a productive sophomore season during which the stretch forward averaged 7.0 points and 3.9 rebounds per game with 60 blocks. The Lakeville, Minnesota native started all 34 games last season and has played in 62 games. Possessing size and a perimeter shooting touch, Reuvers has worked to improve his strength and post-game to become a well-rounded player and make a leap in his junior season. A 2019 Academic All-Big Ten student, Reuvers has an instinctive feel for the game and has become a dominant defensive presence and shot-blocker.

## HONORS

- Big Ten Player of the Week (11/11/19)
- 2019 Academic All-Big Ten
- 2018 Big Ten All-Freshman Team
- 2x Big Ten Freshman of the Week

## CAREER

- Ranks 7th on UW's all-time blocks list with 107. Needs 10 to tie Mike Wilkinson (117) for 6th.
- Reuvers has tied the UW single-game record for blocks (9) twice now:
  - vs. Stanford (11/21/18)
  - vs. Eastern Illinois (11/8/19)
- 8th player in UW history to tally 100 career blocks.
- Had 60 blocks in 2019, the fifth-highest single-season total in UW history.
- As a sophomore, Reuvers averaged 13.2 ppg in games where he posted double-figure shot attempts, a total of 6 games.

## SEASON HIGHS

POINTS: 22 vs. Saint Mary's (11/5/19)  
 FIELD GOALS: 8 (2x) MR vs. Green Bay (11/21/19)  
 FG ATTEMPTS: 18 vs. Saint Mary's (11/5/19)  
 3-POINT FGS: 2 (2x) MR vs. Green Bay (11/21/19)  
 3-POINT FGAS: 5 vs. Green Bay (11/21/19)  
 FREE THROWS: 5 (2x) MR vs. Eastern Illinois (11/8/19)  
 FT ATTEMPTS: 7 vs. Saint Mary's (11/5/19)  
 REBOUNDS: 14 vs. Eastern Illinois (11/8/19)  
 ASSISTS: 2 (2x) MR vs. Green Bay (11/21/19)  
 BLOCKS: 9 vs. Eastern Illinois (11/8/19)  
 STEALS: 2 vs. Richmond (11/25/19)  
 MINUTES: 42 vs. Saint Mary's (11/5/19)

## CAREER HIGHS

POINTS: 22 (2x) MR vs. Saint Mary's (11/5/19)  
 FIELD GOALS: 8 (2x) MR vs. Green Bay (11/21/19)  
 FG ATTEMPTS: 18 vs. Saint Mary's (11/5/19)  
 3-POINT FGS: 4 at Maryland (1/14/19)  
 3-POINT FGAS: 8 at Maryland (1/14/19)  
 FREE THROWS: 6 at Illinois (1/23/19)  
 FT ATTEMPTS: 7 vs. Saint Mary's (11/5/19)  
 REBOUNDS: 14 vs. Eastern Illinois (11/8/19)  
 ASSISTS: 4 vs. Maryland (2/1/19)  
 BLOCKS: 9 (2x) MR vs. Eastern Illinois (11/8/19)  
 STEALS: 2 (6x) MR vs. Richmond (11/25/19)  
 MINUTES: 42 vs. Saint Mary's (11/5/19)

## GAME-BY-GAME STATISTICS

Opponent	Date	gs	min	Total		3-Pointers		Free throws		Rebounds			avg	pf	a	t/o	blk	stl	pts	avg				
				fg	fga	pct	3fg	3fga	pct	ft	fta	pct									off	def	tot	
vs Saint Mary's (CA)	11/05/19	*	41	8	18	.444	1	4	.250	5	7	.714	2	4	6	6.0	2	0	3	4	0	22	22.0	
EASTERN ILL.	11/08/19	*	33	4	8	.500	1	2	.500	5	5	1.000	3	11	14	10.0	2	0	3	9	0	14	18.0	
MCNEESE	11/13/19	*	21	4	9	.444	0	2	.000	2	3	.667	2	2	4	8.0	4	2	1	1	1	10	15.3	
MARQUETTE	11/17/19	*	31	2	9	.222	2	4	.500	4	4	1.000	0	1	1	6.3	3	1	3	1	1	10	14.0	
GREEN BAY	11/21/19	*	20	8	12	.667	2	5	.400	1	2	.500	2	1	3	5.6	4	2	5	1	0	19	15.0	
vs Richmond	11/25/19	*	37	6	14	.429	1	4	.250	4	4	1.000	2	5	7	5.8	3	1	1	1	2	17	15.3	
vs New Mexico	11/26/19	*	30	7	9	.778	0	1	.000	2	4	.500	1	4	5	5.7	5	0	5	1	0	16	15.4	
at NC State	12/04/19	*	27	5	14	.357	0	4	.000	1	2	.500	1	2	3	5.4	3	0	3	3	0	11	14.9	
Totals			8	240	44	93	.473	7	26	.269	24	31	.774	13	30	43	5.4	26	6	24	21	4	119	14.9

Games played: 8  
 Minutes/game: 30.0  
 Points/game: 14.9  
 FG Pct: 47.3  
 3FG Pct: 26.9  
 FT Pct: 77.4

Rebounds/game: 5.4  
 Assists/game: 0.8  
 Turnovers/game: 3.0  
 Assist/turnover ratio: 0.3  
 Steals/game: 0.5  
 Blocks/game: 2.6

## CAREER STATISTICS

Season				Total		3-Point		F-Throws			Rebounds										Scoring	
	gp-gs	min/avg		fg-fga	pct	fg-fga	pct	ft-fta	pct	off	def	tot	avg	pf	fo	ast	to	blk	stl	pts	avg	
2017-18	28-15	466/16.6		58-152	.382	12-47	.255	20-24	.833	19	36	55	2.0	67	0	22	29	26	7	148	5.3	
2018-19	34-34	779/22.9		105-234	.449	32-84	.381	26-41	.634	42	91	133	3.9	81	1	34	32	60	10	268	7.9	
2019-20	8-8	240/30.0		44-93	.473	7-26	.269	24-31	.774	13	30	43	5.4	26	1	6	24	21	4	119	14.9	
TOTAL	70-57	1485/21.2		207-479	.432	51-157	.325	70-96	.729	74	157	231	3.3	174	2	62	85	107	21	535	7.6	



# Individual Game by Game

Updated through December 4, 2019

## 3 | WALT MCGROGY

Junior | Guard | 6-3 | 205

Minneapolis, Minn. | Edina High School

### GAME-BY-GAME STATISTICS

Opponent	Date	gs	min	Total		3-Pointers		Free throws		Rebounds				pf	a	t/o	blk	stl	pts	avg
				fg-fga	pct	3fg-fga	pct	ft-fa	pct	off	def	tot	avg							
MCNEESE	11/13/19	24		3-6	.500	1-3	.333	2-2	1.000	0	2	2	2.0	1	2	1	0	0	9	9.0
MARQUETTE	11/17/19	1		0-0	.000	0-0	.000	0-0	.000	0	0	0	1.0	0	0	0	0	0	0	4.5
GREEN BAY	11/21/19	9		1-2	.500	0-1	.000	0-0	.000	0	3	3	1.7	2	1	0	0	0	2	3.7
Totals		0	34	4-8	.500	1-4	.250	2-2	1.000	0	5	5	1.7	3	3	1	0	0	11	3.7

Games played: 3  
Minutes/game: 11.3  
Points/game: 3.7  
FG Pct: 50.0  
3FG Pct: 25.0  
FT Pct: 100.0

Rebounds/game: 1.7  
Assists/game: 1.0  
Turnovers/game: 0.3  
Assist/turnover ratio: 3.0

### CAREER STATISTICS

Season	gp-gs	min/avg	Total		3-Point		F-Throws		Rebounds				Scoring	
			fg-fga	pct	fg-fga	pct	ft-fa	pct	off	def	tot	avg	pts	avg
2017-18	9-0	72/8.0	0-5	.000	0-3	.000	5-7	.714	0	8	8	0.9	5	0.6
2018-19	13-0	31/2.4	2-5	.400	2-4	.500	0-0	.000	0	2	2	0.2	2	0.1
2019-20	3-0	34/11.3	4-8	.500	1-4	.250	2-2	1.000	0	5	5	1.7	3	1.0
TOTAL	25-0	137/5.5	6-18	.333	3-11	.273	7-9	.778	0	15	15	0.6	10	0.4

### SEASON HIGHS

POINTS: 9 vs. McNeese State (11/13/19)  
FIELD GOALS: 3 vs. McNeese State (11/13/19)  
FG ATTEMPTS: 6 vs. McNeese State (11/13/19)  
3-POINT FGs: 1 vs. McNeese State (11/13/19)  
3-POINT FGAs: 3 vs. McNeese State (11/13/19)  
FREE THROWS: 2 vs. McNeese State (11/13/19)  
FT ATTEMPTS: 2 vs. McNeese State (11/13/19)  
REBOUNDS: 3 vs. Green Bay (11/21/19)  
ASSISTS: 2 vs. McNeese State (11/13/19)  
BLOCKS: --  
STEALS: --  
MINUTES: 24 vs. McNeese State (11/13/19)

### CAREER HIGHS

POINTS: 9 vs. McNeese State (11/13/19)  
FIELD GOALS: 3 vs. McNeese State (11/13/19)  
FG ATTEMPTS: 6 vs. McNeese State (11/13/19)  
3-POINT FGs: 1 (3x) vs. McNeese State (11/13/19)  
3-POINT FGAs: 3 vs. McNeese State (11/13/19)  
FREE THROWS: 4 vs. Green Bay (12/23/17)  
FT ATTEMPTS: 6 vs. Green Bay (12/23/17)  
REBOUNDS: 6 vs. Green Bay (12/23/17)  
ASSISTS: 2 vs. McNeese State (11/13/19)  
BLOCKS: --  
STEALS: 3 vs. UMass Lowell (12/30/17)  
MINUTES: 24 vs. McNeese State (11/13/19)

## 4 | CARTER HIGGINBOTTOM

R-Freshman | Guard | 6-0 | 187

Chicago, Ill. | St. Ignatius High School

### GAME-BY-GAME STATISTICS

Opponent	Date	gs	min	Total		3-Pointers		Free throws		Rebounds				pf	a	t/o	blk	stl	pts	avg
				fg-fga	pct	3fg-fga	pct	ft-fa	pct	off	def	tot	avg							
MCNEESE	11/13/19	1		0-0	.000	0-0	.000	0-0	.000	0	0	0	0.0	0	0	0	0	0	0	0.0
MARQUETTE	11/17/19	1		0-0	.000	0-0	.000	0-0	.000	0	0	0	0.0	0	0	1	0	0	0	0.0
Totals		0	2	0-0	.000	0-0	.000	0-0	.000	0	0	0	0.0	0	0	1	0	0	0	0.0

Games played: 2  
Minutes/game: 1.0

Turnovers/game: 0.5

### CAREER STATISTICS

Season	gp-gs	min/avg	Total		3-Point		F-Throws		Rebounds				Scoring	
			fg-fga	pct	fg-fga	pct	ft-fa	pct	off	def	tot	avg	pts	avg
2019-20	2-0	2/1.0	0-0	.000	0-0	.000	0-0	.000	0	0	0	0.0	0	0.0
TOTAL	2-0	2/1.0	0-0	.000	0-0	.000	0-0	.000	0	0	0	0.0	0	0.0

### SEASON HIGHS

POINTS: --  
FIELD GOALS: --  
FG ATTEMPTS: --  
3-POINT FGs: --  
3-POINT FGAs: --  
FREE THROWS: --  
FT ATTEMPTS: --  
REBOUNDS: --  
ASSISTS: --  
BLOCKS: --  
STEALS: --  
MINUTES: 1 vs. McNeese State (11/13/19)

### CAREER HIGHS

POINTS: --  
FIELD GOALS: --  
FG ATTEMPTS: --  
3-POINT FGs: --  
3-POINT FGAs: --  
FREE THROWS: --  
FT ATTEMPTS: --  
REBOUNDS: --  
ASSISTS: --  
BLOCKS: --  
STEALS: --  
MINUTES: 1 vs. McNeese State (11/13/19)

# Individual Game by Game

Updated through December 4, 2019

## 5 | TYLER WAHL

Freshman | Forward | 6-7 | 214  
Lakevill, Minn. | Lakeville North

### GAME-BY-GAME STATISTICS

Opponent	Date	gs	min	Total		3-Pointers		Free throws		Rebounds				pf	a	t/o	blk	stl	pts	avg
				fg-fga	pct	3fg-fga	pct	ft-fa	pct	off	def	tot	avg							
vs Saint Mary's (CA)	11/05/19	12		1-3	.333	0-1	.000	0-0	.000	0	0	0	0.0	1	1	0	0	0	2	2.0
EASTERN ILL.	11/08/19	10		0-1	.000	0-1	.000	0-0	.000	0	0	0	0.0	1	0	1	1	0	0	1.0
MCNEESE	11/13/19	26		1-2	.500	0-1	.000	1-2	.500	1	2	3	1.0	2	3	1	0	2	3	1.7
MARQUETTE	11/17/19	5		1-1	1.000	1-1	1.000	0-0	.000	1	2	3	1.5	4	0	2	0	0	3	2.0
GREEN BAY	11/21/19	15		2-4	.500	1-2	.500	0-0	.000	1	2	3	1.8	1	3	2	0	1	5	2.6
vs Richmond	11/25/19	16		2-2	1.000	2-2	1.000	1-2	.500	1	1	2	1.8	3	0	0	0	1	7	3.3
vs New Mexico	11/26/19	10		0-0	.000	0-0	.000	0-0	.000	0	0	0	1.6	0	0	2	0	0	0	2.9
at NC State	12/04/19	20		2-2	1.000	0-0	.000	1-4	.250	4	4	8	2.4	4	1	1	0	0	5	3.1
Totals		0	114	9-15	.600	4-8	.500	3-8	.375	8	11	19	2.4	16	8	9	1	4	25	3.1

Games played: 8  
Minutes/game: 14.3  
Points/game: 3.1  
FG Pct: 60.0  
3FG Pct: 50.0  
FT Pct: 37.5

Rebounds/game: 2.4  
Assists/game: 1.0  
Turnovers/game: 1.1  
Assist/turnover ratio: 0.9  
Steals/game: 0.5  
Blocks/game: 0.1

### CAREER STATISTICS

Season			Total		3-Point		F-Throws		Rebounds											Scoring	
	gp-gs	min/avg	fg-fga	pct	fg-fga	pct	ft-fa	pct	off	def	tot	avg	pf	fo	ast	to	blk	stl	pts	avg	
2019-20	8-0	114/14.3	9-15	.600	4-8	.500	3-8	.375	8	11	19	2.4	16	0	8	9	1	4	25	3.1	
TOTAL	8-0	114/14.3	9-15	.600	4-8	.500	3-8	.375	8	11	19	2.4	16	0	8	9	1	4	25	3.1	

### SEASON HIGHS

POINTS: 7 vs. Richmond (11/25/19)  
FIELD GOALS: 2 (3x) MR at NC State (12/6/19)  
FG ATTEMPTS: 4 vs. Green Bay (11/21/19)  
3-POINT FGs: 2 vs. Richmond (11/25/19)  
3-POINT FGAS: 2 (2x) MR vs. Richmond (11/25/19)  
FREE THROWS: 1 (3x) MR at NC State (12/6/19)  
FT ATTEMPTS: 4 at NC State (12/6/19)  
REBOUNDS: 8 at NC State (12/6/19)  
ASSISTS: 3 (2x) MR vs. Green Bay (11/21/19)  
BLOCKS: 1 vs. Eastern Illinois (11/8/19)  
STEALS: 2 vs. McNeese State (11/13/19)  
MINUTES: 26 vs. McNeese State (11/13/19)

### CAREER HIGHS

POINTS: 7 vs. Richmond (11/25/19)  
FIELD GOALS: 2 (3x) MR at NC State (12/6/19)  
FG ATTEMPTS: 4 vs. Green Bay (11/21/19)  
3-POINT FGs: 2 vs. Richmond (11/25/19)  
3-POINT FGAS: 2 (2x) MR vs. Richmond (11/25/19)  
FREE THROWS: 1 (3x) MR at NC State (12/6/19)  
FT ATTEMPTS: 4 at NC State (12/6/19)  
REBOUNDS: 8 at NC State (12/6/19)  
ASSISTS: 3 (2x) MR vs. Green Bay (11/21/19)  
BLOCKS: 1 vs. Eastern Illinois (11/8/19)  
STEALS: 2 vs. McNeese State (11/13/19)  
MINUTES: 26 vs. McNeese State (11/13/19)

## 11 | MICAH POTTER

R-Junior | Forward | 6-10 | 248  
Mentor, Ohio | Montverde Academy

### GAME-BY-GAME STATISTICS

### CAREER STATISTICS

#### POTTER'S CAREER STATISTICS

Overall (at Ohio State)			3-Point						Rebounding									
Year	GP-GS	Min/Avg	FG-FGA	Pct	FG-FGA	Pct	FT-FTA	Pct	Off-Def	Tot	Avg	PF-FO	Ast	TO	Blk	Stl	Pts/Avg	
2016-17	30-12	422/14.1	43-99	.434	17-51	.333	21-35	.600	35-57	92	3.1	68-0	8	20	11	8	124/4.1	
2017-18	29-4	292/10.1	44-90	.489	6-20	.300	24-30	.800	31-40	71	2.4	39-0	10	12	11	5	118/4.1	
Total	59-16	714/12.1	87-189	.460	23-71	.324	45-65	.692	66-97	163	2.8	107	18	32	22	13	242/4.1	

Big Ten (at Ohio State)			3-Point						Rebounding									
Year	GP-GS	Min/Avg	FG-FGA	Pct	FG-FGA	Pct	FT-FTA	Pct	Off-Def	Tot	Avg	PF-FO	Ast	TO	Blk	Stl	Pts/Avg	
2016-17	18-1	225/12.5	25-57	.439	9-31	.290	15-20	.750	18-27	45	2.5	43-0	5	9	8	2	74/4.1	
2017-18	16-0	152/9.5	25-51	.490	4-10	.400	14-17	.824	14-21	35	2.2	29-0	2	5	4	1	68/4.3	
Total	34-1	377/11.1	50-108	.463	13-41	.317	29-37	.784	32-48	80	2.4	72-0	7	14	12	3	142/2.4	

### SEASON HIGHS

POINTS: --  
FIELD GOALS: --  
FG ATTEMPTS: --  
3-POINT FGs: --  
3-POINT FGAS: --  
FREE THROWS: --  
FT ATTEMPTS: --  
REBOUNDS: --  
ASSISTS: --  
BLOCKS: --  
STEALS: --  
MINUTES: --

### CAREER HIGHS

POINTS: 17 vs. Texas Southern (11/16/17)\*  
FIELD GOALS: 5 (3x) MR at Northwestern (1/17/18)\*  
FG ATTEMPTS: 10 vs. Marshall (11/25/16)\*  
3-POINT FGs: 3 vs. N.C. Central (11/14/16)\*  
3-POINT FGAS: 4 (4x) MR vs. Penn State (3/2/18)  
FREE THROWS: 9 vs. Texas Southern (11/16/17)\*  
FT ATTEMPTS: 10 vs. Texas Southern (11/16/17)\*  
REBOUNDS: 12 vs. Marshall (11/25/16)\*  
ASSISTS: 2 (3x) MR vs. Citadel (12/19/17)\*  
BLOCKS: 2 (4x) MR vs. Radford (11/12/17)\*  
STEALS: 3 (2x) MR vs. Citadel (12/19/17)\*  
MINUTES: 31 vs. Texas Southern (11/16/17)\*

\*recorded at Ohio State

# Individual Game by Game

Updated through December 4, 2019

## 12 | TREVOR ANDERSON

R-Junior | Guard | 6-2 | 200  
Stevens Point, Wis. | Stevens Point Area Public High School (SPASH)

### GAME-BY-GAME STATISTICS

Opponent	Date	gs	min	Total		3-Pointers		Free throws		Rebounds				pf	a	t/o	blk	stl	pts	avg
				fg-fga	pct	3fg-fga	pct	ft-fa	pct	off	def	tot	avg							
vs Saint Mary's (CA)	11/05/19	8	0-0	.000	0-0	.000	0-0	.000	0	1	1	1.0	0	0	0	0	0	0	0	0.0
EASTERN ILL.	11/08/19	14	0-2	.000	0-0	.000	1-2	.500	1	2	3	2.0	0	2	0	0	0	0	1	0.5
MCNEESE	11/13/19	13	0-0	.000	0-0	.000	0-0	.000	0	2	2	2.0	1	4	0	0	1	0	0.3	
MARQUETTE	11/17/19	7	0-0	.000	0-0	.000	2-2	1.000	0	1	1	1.8	2	1	0	0	0	2	0.8	
GREEN BAY	11/21/19	9	0-0	.000	0-0	.000	0-0	.000	0	3	3	2.0	0	0	0	0	0	0	0.6	
vs Richmond	11/25/19	2	0-1	.000	0-1	.000	0-0	.000	0	0	0	1.7	0	0	1	0	0	0	0.5	
vs New Mexico	11/26/19	14	0-0	.000	0-0	.000	2-2	1.000	1	1	2	1.7	1	2	0	0	0	2	0.7	
at NC State	12/04/19	9	1-3	.333	1-1	1.000	0-0	.000	0	1	1	1.6	0	0	0	0	0	3	1.0	
Totals		0	76	1-6	.167	1-2	.500	5-6	.833	2	11	13	1.6	4	9	1	0	1	8	1.0

Games played: 8  
Minutes/game: 9.5  
Points/game: 1.0  
FG Pct: 16.7  
3FG Pct: 50.0  
FT Pct: 83.3

Rebounds/game: 1.6  
Assists/game: 1.1  
Turnovers/game: 0.1  
Assist/turnover ratio: 9.0  
Steals/game: 0.1

### CAREER STATISTICS

Season	gp-gs	min/avg	Total		3-Point		F-Throws		Rebounds				pf	fo	ast	to	blk	stl	Scoring	
			fg-fga	pct	fg-fga	pct	ft-fa	pct	off	def	tot	avg							pts	avg
2016-17*	20-20	570/28.5	58-145	.400	35-93	.376	45-56	.804	11	46	57	2.9	32	0	53	37	1	15	196	9.8
2018-19	8-0	55/6.9	6-10	.600	1-1	1.000	0-0	.000	1	8	9	1.1	3	0	3	1	0	0	13	1.6
2019-20	8-0	76/9.5	1-6	.167	1-2	.500	5-6	.833	2	11	13	1.6	4	0	9	1	0	1	8	1.0
TOTAL	16-0	131/8.2	7-16	.438	2-3	.667	5-6	.833	3	19	22	1.4	7	0	12	2	0	1	21	1.3

### SEASON HIGHS

POINTS: 3 at NC State (12/4/19)  
FIELD GOALS: 1 at NC State (12/4/19)  
FG ATTEMPTS: 3 at NC State (12/4/19)  
3-POINT FGS: 1 at NC State (12/4/19)  
3-POINT FGAS: 1 (2x) MR at NC State (12/4/19)  
FREE THROWS: 2 (2x) MR vs. New Mexico (11/26/19)  
FT ATTEMPTS: 2 (2x) MR vs. New Mexico (11/26/19)  
REBOUNDS: 3 (2x) MR vs. Green Bay (11/21/19)  
ASSISTS: 4 vs. McNeese State (11/13/19)  
BLOCKS: --  
STEALS: 1 vs. McNeese State (11/13/19)  
MINUTES: 14 (2x) MR vs. New Mexico (11/26/19)

### CAREER HIGHS

POINTS: 23 vs. SIU-Edwardsville (12/19/16)\*  
FIELD GOALS: 6 (2x) MR vs. SIU-Edwardsville (12/19/16)\*  
FG ATTEMPTS: 12 vs. SIU-Edwardsville (12/19/16)\*  
3-POINT FGS: 5 vs. SIU-Edwardsville (12/19/16)\*  
3-POINT FGAS: 8 vs. SIU-Edwardsville (12/19/16)\*  
FREE THROWS: 7 vs. Milwaukee (1/6/17)\*  
FT ATTEMPTS: 8 (2x) MR vs. Milwaukee (1/6/17)\*  
REBOUNDS: 7 at Bowling Green (11/20/16)\*  
ASSISTS: 7 at Youngstown State (12/31/16)\*  
BLOCKS: 1 at Cleveland State (12/29/16)\*  
STEALS: 3 vs. UMKC (11/21/16)\*  
MINUTES: 36 vs. SIU-Edwardsville (12/19/16)

\*recorded at Green Bay

## 15 | COURTLAND CUEVAS

Junior | Forward | 6-5 | 190  
Madison, Wis. | Madison East

### GAME-BY-GAME STATISTICS

#15 Cuevas, Courtland

Opponent	Date	gs	min	Total		3-Pointers		Free throws		Rebounds				pf	a	t/o	blk	stl	pts	avg
				fg-fga	pct	3fg-fga	pct	ft-fa	pct	off	def	tot	avg							
EASTERN ILL.	11/08/19	1	0-0	.000	0-0	.000	0-0	.000	0	0	0	0.0	0	0	0	0	0	0	0	0.0
MCNEESE	11/13/19	1	0-1	.000	0-1	.000	0-0	.000	0	0	0	0.0	0	0	0	0	0	0	0	0.0
Totals		0	2	0-1	.000	0-1	.000	0-0	.000	0	0	0	0.0	0	0	0	0	0	0	0.0

Games played: 2  
Minutes/game: 1.0  
FG Pct: 0.0  
3FG Pct: 0.0

### CAREER STATISTICS

Season	gp-gs	min/avg	Total		3-Point		F-Throws		Rebounds				pf	fo	ast	to	blk	stl	Scoring	
			fg-fga	pct	fg-fga	pct	ft-fa	pct	off	def	tot	avg							pts	avg
2019-20	2-0	2/1.0	0-1	.000	0-1	.000	0-0	.000	0	0	0	0.0	0	0	0	0	0	0	0	0.0
TOTAL	2-0	2/1.0	0-1	.000	0-1	.000	0-0	.000	0	0	0	0.0	0	0	0	0	0	0	0	0.0

### SEASON HIGHS

POINTS: --  
FIELD GOALS: --  
FG ATTEMPTS: 1 vs. McNeese State (11/13/19)  
3-POINT FGS: --  
3-POINT FGAS: 1 vs. McNeese State (11/13/19)  
FREE THROWS: --  
FT ATTEMPTS: --  
REBOUNDS: --  
ASSISTS: --  
BLOCKS: --  
STEALS: --  
MINUTES: 1 (2x) MR vs. McNeese State (11/13/19)

### CAREER HIGHS

POINTS: --  
FIELD GOALS: --  
FG ATTEMPTS: 1 vs. McNeese State (11/13/19)  
3-POINT FGS: --  
3-POINT FGAS: 1 vs. McNeese State (11/13/19)  
FREE THROWS: --  
FT ATTEMPTS: --  
REBOUNDS: --  
ASSISTS: --  
BLOCKS: --  
STEALS: --  
MINUTES: 1 (2x) MR vs. McNeese State (11/13/19)



# Individual Game by Game

Updated through December 4, 2019

## 20 | SAMAD QAWI

Junior | Forward | 6-6 | 195  
Racine, Wis. | Horlick High School

### GAME-BY-GAME STATISTICS

Opponent	Date	gs	min	Total		3-Pointers		Free throws		Rebounds				pf	a	t/o	blk	stl	pts	avg
				fg-fga	pct	3fg-fga	pct	ft-fa	pct	off	def	tot	avg							
EASTERN ILL.	11/08/19	1		0-0	.000	0-0	.000	0-0	.000	0	0	0	0.0	0	0	0	0	0	0	0.0
MCNEESE	11/13/19	1		0-0	.000	0-0	.000	0-0	.000	0	0	0	0.0	0	0	1	0	0	0	0.0
MARQUETTE	11/17/19	1		0-0	.000	0-0	.000	0-0	.000	0	0	0	0.0	0	0	0	0	0	0	0.0
Totals		0	3	0-0	.000	0-0	.000	0-0	.000	0	0	0	0.0	0	0	1	0	0	0	0.0

Games played: 3  
Minutes/game: 1.0

Turnovers/game: 0.3

### CAREER STATISTICS

Season	gp-gs	min/avg	Total		3-Point		F-Throws		Rebounds				pf	fo	ast	to	blk	stl	Scoring	
			fg-fga	pct	fg-fga	pct	ft-fa	pct	off	def	tot	avg							pts	avg
2019-20	3-0	3/1.0	0-0	.000	0-0	.000	0-0	.000	0	0	0	0.0	0	0	0	1	0	0	0	0.0
TOTAL	3-0	3/1.0	0-0	.000	0-0	.000	0-0	.000	0	0	0	0.0	0	0	0	1	0	0	0	0.0

### SEASON HIGHS

POINTS: --  
FIELD GOALS: --  
FG ATTEMPTS: --  
3-POINT FGS: --  
3-POINT FGAS: --  
FREE THROWS: --  
FT ATTEMPTS: --  
REBOUNDS: --  
ASSISTS: --  
BLOCKS: --  
STEALS: --  
MINUTES: 1 (2x) MR vs. McNeese State (11/13/19)

### CAREER HIGHS

POINTS: --  
FIELD GOALS: --  
FG ATTEMPTS: --  
3-POINT FGS: --  
3-POINT FGAS: --  
FREE THROWS: --  
FT ATTEMPTS: --  
REBOUNDS: --  
ASSISTS: --  
BLOCKS: --  
STEALS: --  
MINUTES: 1 (2x) MR vs. McNeese State (11/13/19)

## 30 | OWEN HAMILTON

R-Sophomore | Center | 7-0 | 266  
Prescott, Wis. | Prescott

### GAME-BY-GAME STATISTICS

### CAREER STATISTICS

#### HAMILTON'S CAREER STATISTICS

Overall (at Northern Illinois)					3-Point				Rebounding									
Year	GP-GS	Min/Avg	FG-FGA	Pct	FG-FGA	Pct	FT-FTA	Pct	Off-Def	Tot	Avg	PF-FO	Ast	TO	Blk	Stl	Pts/Avg	
2017-18	27-0	184/6.8	22-34	.647	0-1	.000	6-12	.500	11-24	35	1.3	30-0	3	10	3	7	50/1.9	
2018-19																		
Total	27-0	184/6.8	22-34	.647	0-1	.000	6-12	.500	11-24	35	1.3	30-0	3	10	3	7	50/1.9	
Conference (Mid-American Conference)					3-Point				Rebounding									
Year	GP-GS	Min/Avg	FG-FGA	Pct	FG-FGA	Pct	FT-FTA	Pct	Off-Def	Tot	Avg	PF-FO	Ast	TO	Blk	Stl	Pts/Avg	
2017-18	17-0	109/6.4	11-17	.647	0-0	---	3-7	.429	6-10	16	0.9	18-0	2	5	1	5	25/1.5	
2018-19																		
Total	17-0	109/6.4	11-17	.647	0-0	---	3-7	.429	6-10	16	0.9	18-0	2	5	1	5	25/1.5	

### SEASON HIGHS

POINTS: --  
FIELD GOALS: --  
FG ATTEMPTS: --  
3-POINT FGS: --  
3-POINT FGAS: --  
FREE THROWS: --  
FT ATTEMPTS: --  
REBOUNDS: --  
ASSISTS: --  
BLOCKS: --  
STEALS: --  
MINUTES: --

### CAREER HIGHS

POINTS: 8 vs. Rockford (11/26/17)\*  
FIELD GOALS: 4 vs. Rockford (11/26/17)\*  
FG ATTEMPTS: 6 at Iowa (12/29/17)\*  
3-POINT FGS: --  
3-POINT FGAS: 1 at Iowa (12/29/17)\*  
FREE THROWS: 2 (2x) MR vs. Central MI (2/13/18)\*  
FT ATTEMPTS: 2 (5x) MR (2/27/18)\*  
REBOUNDS: 8 vs. Rockford (11/26/17)\*  
ASSISTS: 1 (3x) MR at Toledo (2/6/18)\*  
BLOCKS: 1 (3x) MR at Bowling Green (1/9/18)\*  
STEALS: 2 (2x) MR at Eastern MI (2/24/18)\*  
MINUTES: 21 at Iowa (12/29/17)\*

\*recorded at NIU

# Individual Game by Game

Updated through December 4, 2019

## 31 | MICHAEL BALLARD

R-Junior | Guard | 6-4 | 202  
Oak Park, Ill. | Fenwick

### GAME-BY-GAME STATISTICS

Opponent	Date	gs	min	Total		3-Pointers		Free throws		Rebounds				pf	a	t/o	blk	stl	pts	avg
				fg-fga	pct	3fg-fga	pct	ft-fa	pct	off	def	tot	avg							
EASTERN ILL.	11/08/19	1		0-0	.000	0-0	.000	0-0	.000	0	0	0	0.0	0	0	0	0	0	0	0.0
MCNEESE	11/13/19	1		0-0	.000	0-0	.000	0-0	.000	0	1	1	0.5	0	0	0	0	0	0	0.0
MARQUETTE	11/17/19	1		0-0	.000	0-0	.000	0-0	.000	0	0	0	0.3	0	0	0	0	0	0	0.0
Totals		0	3	0-0	.000	0-0	.000	0-0	.000	0	1	1	0.3	0	0	0	0	0	0	0.0

Games played: 3

Minutes/game: 1.0

Rebounds/game: 0.3

### CAREER STATISTICS

Season	gp-gs	min/avg	Total		3-Point		F-Throws		Rebounds				pf	fo	ast	to	blk	stl	Scoring	
			fg-fga	pct	fg-fga	pct	ft-fa	pct	off	def	tot	avg							pts	avg
2017-18	1-0	1/1.0	0-0	.000	0-0	.000	0-0	.000	0	0	0	0.0	0	0	0	0	0	0	0	0.0
2018-19	9-0	17/1.9	0-4	.000	0-3	.000	2-2	1.000	2	1	3	0.3	2	0	0	0	0	0	2	0.2
2019-20	3-0	3/1.0	0-0	.000	0-0	.000	0-0	.000	0	1	1	0.3	0	0	0	0	0	0	0	0.0
TOTAL	13-0	21/1.6	0-4	.000	0-3	.000	2-2	1.000	2	2	4	0.3	2	0	0	0	0	0	2	0.2

### SEASON HIGHS

POINTS: --  
FIELD GOALS: --  
FG ATTEMPTS: --  
3-POINT FGS: --  
3-POINT FGAS: --  
FREE THROWS: --  
FT ATTEMPTS: --  
REBOUNDS: 1 vs. McNeese State (11/13/19)  
ASSISTS: --  
BLOCKS: --  
STEALS: --  
MINUTES: 1 (2x) MR vs. McNeese State (11/13/19)

### CAREER HIGHS

POINTS: 2 vs. Grambling (12/22/18)  
FIELD GOALS: --  
FG ATTEMPTS: 2 vs. Savannah State (12/13/18)  
3-POINT FGS: --  
3-POINT FGAS: 2 vs. Savannah State (12/13/18)  
FREE THROWS: 2 vs. Grambling (12/22/18)  
FT ATTEMPTS: 2 vs. Grambling (12/22/18)  
REBOUNDS: 1 (4x) MR vs. McNeese State (11/13/19)  
ASSISTS: --  
BLOCKS: --  
STEALS: --  
MINUTES: 3 (2x) MR vs. Grambling (12/22/18)

## 32 | JOE HEDSTROM

R-Freshman | Center | 7-0 | 240  
Hopkins, Minn. | Hopkins

### GAME-BY-GAME STATISTICS

Opponent	Date	gs	min	Total		3-Pointers		Free throws		Rebounds				pf	a	t/o	blk	stl	pts	avg
				fg-fga	pct	3fg-fga	pct	ft-fa	pct	off	def	tot	avg							
vs Saint Mary's (CA)	11/05/19	1		0-0	.000	0-0	.000	0-0	.000	0	0	0	0.0	0	0	0	0	0	0	0.0
EASTERN ILL.	11/08/19	3		0-1	.000	0-0	.000	0-0	.000	0	0	0	0.0	0	0	0	0	0	0	0.0
MCNEESE	11/13/19	5		0-0	.000	0-0	.000	0-0	.000	0	1	1	0.3	2	0	1	0	0	0	0.0
MARQUETTE	11/17/19	1		0-0	.000	0-0	.000	0-0	.000	0	0	0	0.3	0	0	0	0	0	0	0.0
GREEN BAY	11/21/19	1		1-1	1.000	0-0	.000	0-0	.000	1	0	1	0.4	0	0	0	0	0	2	0.4
Totals		0	11	1-2	.500	0-0	.000	0-0	.000	1	1	2	0.4	2	0	1	0	0	2	0.4

Games played: 5

Minutes/game: 2.2

Points/game: 0.4

FG Pct: 50.0

Rebounds/game: 0.4

Turnovers/game: 0.2

### CAREER STATISTICS

Season	gp-gs	min/avg	Total		3-Point		F-Throws		Rebounds				pf	fo	ast	to	blk	stl	Scoring	
			fg-fga	pct	fg-fga	pct	ft-fa	pct	off	def	tot	avg							pts	avg
2019-20	5-0	11/2.2	1-2	.500	0-0	.000	0-0	.000	1	1	2	0.4	2	0	0	1	0	0	2	0.4
TOTAL	5-0	11/2.2	1-2	.500	0-0	.000	0-0	.000	1	1	2	0.4	2	0	0	1	0	0	2	0.4

### SEASON HIGHS

POINTS: 2 vs. Green Bay (11/21/19)  
FIELD GOALS: 1 vs. Green Bay (11/21/19)  
FG ATTEMPTS: 1 (2x) MR vs. Green Bay (11/21/19)  
3-POINT FGS: --  
3-POINT FGAS: --  
FREE THROWS: --  
FT ATTEMPTS: --  
REBOUNDS: 1 (2x) MR vs. Green Bay (11/21/19)  
ASSISTS: --  
BLOCKS: --  
STEALS: --  
MINUTES: 5 vs. McNeese State (11/13/19)

### CAREER HIGHS

POINTS: 2 vs. Green Bay (11/21/19)  
FIELD GOALS: 1 vs. Green Bay (11/21/19)  
FG ATTEMPTS: 1 (2x) MR vs. Green Bay (11/21/19)  
3-POINT FGS: --  
3-POINT FGAS: --  
FREE THROWS: --  
FT ATTEMPTS: --  
REBOUNDS: 1 (2x) MR vs. Green Bay (11/21/19)  
ASSISTS: --  
BLOCKS: --  
STEALS: --  
MINUTES: 5 vs. McNeese State (11/13/19)

# SEASON STATISTICS

Updated Through December 4, 2019

RECORD:	OVERALL	HOME	AWAY	NEUTRAL
ALL GAMES	4-4	4-0	0-1	0-3
CONFERENCE	0-0	0-0	0-0	0-0
NON-CONFERENCE	4-4	4-0	0-1	0-3

##	Player	gp-gs	min	avg	Total		3-Point		F-Throw		Rebounds				pf	dq	a	to	blk	stl	pts	avg
					fg-fga	fg%	3fg-fga	3fg%	ft-fa	ft%	off	def	tot	avg								
35	Reuvers, Nate	8-8	240	30.0	44-93	.473	7-26	.269	24-31	.774	13	30	43	5.4	26	1	6	24	21	4	119	14.9
34	Davison, Brad	8-8	252	31.5	29-68	.426	10-33	.303	20-21	.952	6	26	32	4.0	17	0	13	12	0	10	88	11.0
23	King, Kobe	7-7	213	30.4	23-57	.404	4-14	.286	23-32	.719	10	18	28	4.0	8	0	9	12	2	6	73	10.4
02	Ford, Aleem	8-8	216	27.0	30-73	.411	8-33	.242	13-19	.684	15	25	40	5.0	20	1	9	15	4	5	81	10.1
00	Trice, D'Mitrik	8-8	262	32.8	24-69	.348	13-43	.302	6-6	1.000	2	36	38	4.8	6	0	26	10	0	8	67	8.4
01	Pritzl, Brevin	8-1	197	24.6	19-47	.404	10-31	.323	10-12	.833	14	28	42	5.3	15	0	6	6	2	2	58	7.3
03	McGrory, Walt	3-0	34	11.3	4-8	.500	1-4	.250	2-2	1.000	0	5	5	1.7	3	0	3	1	0	0	11	3.7
05	Wahl, Tyler	8-0	114	14.3	9-15	.600	4-8	.500	3-8	.375	8	11	19	2.4	16	0	8	9	1	4	25	3.1
12	Anderson, Trevor	8-0	76	9.5	1-6	.167	1-2	.500	5-6	.833	2	11	13	1.6	4	0	9	1	0	1	8	1.0
32	Hedstrom, Joe	5-0	11	2.2	1-2	.500	0-0	.000	0-0	.000	1	1	2	0.4	2	0	0	1	0	0	2	0.4
31	Ballard, Michael	3-0	3	1.0	0-0	.000	0-0	.000	0-0	.000	0	1	1	0.3	0	0	0	0	0	0	0	0.0
20	Qawi, Samad	3-0	3	1.0	0-0	.000	0-0	.000	0-0	.000	0	0	0	0.0	0	0	0	1	0	0	0	0.0
04	Higginbottom, Carter	2-0	2	1.0	0-0	.000	0-0	.000	0-0	.000	0	0	0	0.0	0	0	0	1	0	0	0	0.0
15	Cuevas, Courtland	2-0	2	1.0	0-1	.000	0-1	.000	0-0	.000	0	0	0	0.0	0	0	0	0	0	0	0	0.0
Team											7	11	18					4				
Total.....		8	1625		184-439	.419	58-195	.297	106-137	.774	78	203	281	35.1	117	2	89	97	30	40	532	66.5
Opponents.....		8	1625		189-443	.427	53-147	.361	70-97	.722	57	189	246	30.8	138	4	89	97	24	43	501	62.6

TEAM STATISTICS	WIS	OPP	Date	Opponent	Score	Att.
SCORING	532	501	11/05/19	vs Saint Mary's (CA)	Lot 63-65	3301
Points per game	66.5	62.6	11/08/19	EASTERN ILL.	W 65-52	17106
Scoring margin	+3.9	-	11/13/19	MCNEESE	W 83-63	16816
FIELD GOALS-ATT	184-439	189-443	11/17/19	MARQUETTE	W 77-61	17287
Field goal pct	.419	.427	11/21/19	GREEN BAY	W 88-70	16837
3 POINT FG-ATT	58-195	53-147	11/25/19	vs Richmond	L 52-62	0
3-point FG pct	.297	.361	11/26/19	vs New Mexico	L 50-59	0
3-pt FG made per game	7.3	6.6	12/04/19	at NC State	L 54-69	16035
FREE THROWS-ATT	106-137	70-97	* - Conference game			
Free throw pct	.774	.722				
F-Throws made per game	13.3	8.8				
REBOUNDS	281	246				
Rebounds per game	35.1	30.8				
Rebounding margin	+4.4	-				
ASSISTS	89	89				
Assists per game	11.1	11.1				
TURNOVERS	97	97				
Turnovers per game	12.1	12.1				
Turnover margin	+0.0	-				
Assist/turnover ratio	0.9	0.9				
STEALS	40	43				
Steals per game	5.0	5.4				
BLOCKS	30	24				
Blocks per game	3.8	3.0				
ATTENDANCE	68046	19336				
Home games-Avg/Game	4-17012	1-16035				
Neutral site-Avg/Game	-	3-1100				

Score by Periods	1st	2nd	OT	Totals
Wisconsin	259	264	9	532
Opponents	241	249	11	501



# HOME STATISTICS

Updated Through November 21, 2019

RECORD:	OVERALL	HOME	AWAY	NEUTRAL
ALL GAMES	4-0	4-0	0-0	0-0
CONFERENCE	0-0	0-0	0-0	0-0
NON-CONFERENCE	4-0	4-0	0-0	0-0

#	Player	gp-gs	min	avg	Total		3-Point		F-Throw		Rebounds								a	to	blk	stl	pts	avg
					fg-fga	fg%	3fg-fga	3fg%	ft-fa	ft%	off	def	tot	avg	pf	dq								
34	Davison, Brad	4-4	121	30.3	20-35	.571	7-15	.467	15-15	1.000	2	12	14	3.5	6	0	11	6	0	7	62	15.5		
23	King, Kobe	3-3	99	33.0	12-28	.429	3-6	.500	13-16	.813	5	6	11	3.7	2	0	8	3	1	5	40	13.3		
35	Reuvers, Nate	4-4	105	26.3	18-38	.474	5-13	.385	12-14	.857	7	15	22	5.5	13	0	5	12	12	2	53	13.3		
02	Ford, Aleem	4-4	98	24.5	20-42	.476	6-18	.333	5-7	.714	4	14	18	4.5	13	1	4	5	3	2	51	12.8		
01	Pritzl, Brevin	4-1	105	26.3	15-33	.455	8-20	.400	9-10	.900	11	17	28	7.0	10	0	4	4	2	0	47	11.8		
00	Trice, D'Mitrik	4-4	119	29.8	12-31	.387	7-18	.389	2-2	1.000	1	16	17	4.3	2	0	13	5	0	5	33	8.3		
03	McGrory, Walt	3-0	34	11.3	4-8	.500	1-4	.250	2-2	1.000	0	5	5	1.7	3	0	3	1	0	0	11	3.7		
05	Wahl, Tyler	4-0	56	14.0	4-8	.500	2-5	.400	1-2	.500	3	6	9	2.3	8	0	6	6	1	3	11	2.8		
12	Anderson, Trevor	4-0	43	10.8	0-2	.000	0-0	.000	3-4	.750	1	8	9	2.3	3	0	7	0	0	1	3	0.8		
32	Hedstrom, Joe	4-0	10	2.5	1-2	.500	0-0	.000	0-0	.000	1	1	2	0.5	2	0	0	1	0	0	2	0.5		
04	Higginbottom, Carter	2-0	2	1.0	0-0	.000	0-0	.000	0-0	.000	0	0	0	0.0	0	0	0	1	0	0	0	0.0		
31	Ballard, Michael	3-0	3	1.0	0-0	.000	0-0	.000	0-0	.000	0	1	1	0.3	0	0	0	0	0	0	0	0.0		
15	Cuevas, Courtland	2-0	2	1.0	0-1	.000	0-1	.000	0-0	.000	0	0	0	0.0	0	0	0	0	0	0	0	0.0		
20	Qawi, Samad	3-0	3	1.0	0-0	.000	0-0	.000	0-0	.000	0	0	0	0.0	0	0	0	1	0	0	0	0.0		
Team											2	8	10											
Total.....		4	800		106-228	.465	39-100	.390	62-72	.861	37	109	146	36.5	62	1	61	45	19	25	313	78.2		
Opponents.....		4	800		90-220	.409	28-79	.354	38-53	.717	24	89	113	28.3	75	2	48	53	12	20	246	61.5		

TEAM STATISTICS	WIS	OPP	Date	Opponent	Score	Att.
SCORING	313	246	11/08/19	EASTERN ILL.	w 65-52	17106
Points per game	78.2	61.5	11/13/19	MCNEESE	w 83-63	16816
Scoring margin	+16.8	-	11/17/19	MARQUETTE	w 77-61	17287
FIELD GOALS-ATT	106-228	90-220	11/21/19	GREEN BAY	w 88-70	16837
Field goal pct	.465	.409	* - Conference game			
3 POINT FG-ATT	39-100	28-79				
3-point FG pct	.390	.354				
3-pt FG made per game	9.8	7.0				
FREE THROWS-ATT	62-72	38-53				
Free throw pct	.861	.717				
F-Throws made per game	15.5	9.5				
REBOUNDS	146	113				
Rebounds per game	36.5	28.3				
Rebounding margin	+8.3	-				
ASSISTS	61	48				
Assists per game	15.3	12.0				
TURNOVERS	45	53				
Turnovers per game	11.3	13.3				
Turnover margin	+2.0	-				
Assist/turnover ratio	1.4	0.9				
STEALS	25	20				
Steals per game	6.3	5.0				
BLOCKS	19	12				
Blocks per game	4.8	3.0				
ATTENDANCE	68046	0				
Home games-Avg/Game	4-17012	0-0				
Neutral site-Avg/Game	-	0-0				

Score by Periods	1st	2nd	Totals
Wisconsin	156	157	313
Opponents	119	127	246

# AWAY/NEUTRAL STATISTICS

Updated Through December 4, 2019

RECORD:	OVERALL	HOME	AWAY	NEUTRAL
ALL GAMES	0-4	0-0	0-1	0-3
CONFERENCE	0-0	0-0	0-0	0-0
NON-CONFERENCE	0-4	0-0	0-1	0-3

##	Player	gp-gs	min	avg	Total		3-Point		F-Throw		Rebounds				pf	dq	a	to	blk	stl	pts	avg
					fg-fga	fg%	3fg-fga	3fg%	ft-fa	ft%	off	def	tot	avg								
35	Reuvers, Nate	4-4	135	33.8	26-55	.473	2-13	.154	12-17	.706	6	15	21	5.3	13	1	1	12	9	2	66	16.5
00	Trice, D'Mitrik	4-4	143	35.8	12-38	.316	6-25	.240	4-4	1.000	1	20	21	5.3	4	0	13	5	0	3	34	8.5
23	King, Kobe	4-4	114	28.5	11-29	.379	1-8	.125	10-16	.625	5	12	17	4.3	6	0	1	9	1	1	33	8.3
02	Ford, Aleem	4-4	118	29.5	10-31	.323	2-15	.133	8-12	.667	11	11	22	5.5	7	0	5	10	1	3	30	7.5
34	Davison, Brad	4-4	131	32.8	9-33	.273	3-18	.167	5-6	.833	4	14	18	4.5	11	0	2	6	0	3	26	6.5
05	Wahl, Tyler	4-0	58	14.5	5-7	.714	2-3	.667	2-6	.333	5	5	10	2.5	8	0	2	3	0	1	14	3.5
01	Pritzl, Brevin	4-0	92	23.0	4-14	.286	2-11	.182	1-2	.500	3	11	14	3.5	5	0	2	2	0	2	11	2.8
12	Anderson, Trevor	4-0	33	8.3	1-4	.250	1-2	.500	2-2	1.000	1	3	4	1.0	1	0	2	1	0	0	5	1.3
32	Hedstrom, Joe	1-0	1	1.0	0-0	.000	0-0	.000	0-0	.000	0	0	0	0.0	0	0	0	0	0	0	0	0.0
	Team										5	3	8				4					
	Total.....	4	825		78-211	.370	19-95	.200	44-65	.677	41	94	135	33.8	55	1	28	52	11	15	219	54.8
	Opponents.....	4	825		99-223	.444	25-68	.368	32-44	.727	33	100	133	33.2	63	2	41	44	12	23	255	63.8

TEAM STATISTICS	WIS	OPP
SCORING	219	255
Points per game	54.8	63.8
Scoring margin	-9.0	-
FIELD GOALS-ATT	78-211	99-223
Field goal pct	.370	.444
3 POINT FG-ATT	19-95	25-68
3-point FG pct	.200	.368
3-pt FG made per game	4.8	6.3
FREE THROWS-ATT	44-65	32-44
Free throw pct	.677	.727
F-Throws made per game	11.0	8.0
REBOUNDS	135	133
Rebounds per game	33.8	33.2
Rebounding margin	+0.5	-
ASSISTS	28	41
Assists per game	7.0	10.3
TURNOVERS	52	44
Turnovers per game	13.0	11.0
Turnover margin	-2.0	-
Assist/turnover ratio	0.5	0.9
STEALS	15	23
Steals per game	3.8	5.8
BLOCKS	11	12
Blocks per game	2.8	3.0
ATTENDANCE	0	19336
Home games-Avg/Game	0-0	1-16035
Neutral site-Avg/Game	-	3-1100

Date	Opponent		Score	Att.
11/05/19	vs Saint Mary's (CA)	Lot	63-65	3301
11/25/19	vs Richmond	L	52-62	0
11/26/19	vs New Mexico	L	50-59	0
12/04/19	at NC State	L	54-69	16035

\* - Conference game

Score by Periods	1st	2nd	OT	Totals
Wisconsin	103	107	9	219
Opponents	122	122	11	255

# GAME-BY-GAME STATISTICS

Updated Through December 4, 2019

## WISCONSIN

Opponent	Date	Score		Total		3-Pointers		Free throws		Rebounds				pf	a	t/o	blk	stl	pts	avg
				fg-fga	pct	3fg-fga	pct	ft-fta	pct	off	def	tot	avg							
vs Saint Mary's (CA)	11/05/19	63-65	Lot	22-52	.423	5-19	.263	14-20	.700	7	21	28	28.0	14	8	14	4	1	63	63.0
EASTERN ILL.	11/08/19	65-52	W	21-55	.382	3-18	.167	20-24	.833	12	30	42	35.0	13	7	11	12	6	65	64.0
MCNEESE	11/13/19	83-63	W	29-55	.527	10-28	.357	15-18	.833	7	21	28	32.7	15	19	9	3	10	83	70.3
MARQUETTE	11/17/19	77-61	W	24-56	.429	11-23	.478	18-20	.900	9	28	37	33.8	19	11	12	3	6	77	72.0
GREEN BAY	11/21/19	88-70	W	32-62	.516	15-31	.484	9-10	.900	9	30	39	34.8	15	24	13	1	3	88	75.2
vs Richmond	11/25/19	52-62	L	17-50	.340	7-27	.259	11-14	.786	8	28	36	35.0	14	7	15	2	6	52	71.3
vs New Mexico	11/26/19	50-59	L	18-53	.340	2-26	.077	12-16	.750	12	22	34	34.9	16	6	14	1	5	50	68.3
at NC State	12/04/19	54-69	L	21-56	.375	5-23	.217	7-15	.467	14	23	37	35.1	11	7	9	4	3	54	66.5
Wisconsin		532		184-439	.419	58-195	.297	106-137	.774	78	203	281	35.1	117	89	97	30	40	532	66.5
Opponents		501		189-443	.427	53-147	.361	70-97	.722	57	189	246	30.8	138	89	97	24	43	501	62.6

Games played: 8  
 Points/game: 66.5  
 FG Pct: 41.9  
 3FG Pct: 29.7  
 FT Pct: 77.4

Rebounds/game: 35.1  
 Assists/game: 11.1  
 Turnovers/game: 12.1  
 Assist/turnover ratio: 0.9  
 Steals/game: 5.0  
 Blocks/game: 3.8

## OPPONENT

Opponent	Date	Score		Total		3-Pointers		Free throws		Rebounds				pf	a	t/o	blk	stl	pts	avg
				fg-fga	pct	3fg-fga	pct	ft-fta	pct	off	def	tot	avg							
vs Saint Mary's (CA)	11/05/19	63-65	Lot	24-61	.393	8-18	.444	9-13	.692	13	23	36	36.0	20	10	15	2	6	65	65.0
EASTERN ILL.	11/08/19	65-52	W	21-63	.333	7-19	.368	3-8	.375	11	24	35	35.5	22	10	11	4	6	52	58.5
MCNEESE	11/13/19	83-63	W	21-45	.467	8-21	.381	13-17	.765	5	19	24	31.7	21	13	18	2	4	63	60.0
MARQUETTE	11/17/19	77-61	W	19-51	.373	9-19	.474	14-17	.824	5	24	29	31.0	16	9	15	3	2	61	60.2
GREEN BAY	11/21/19	88-70	W	29-61	.475	4-20	.200	8-11	.727	3	22	25	29.8	16	16	9	3	8	70	62.2
vs Richmond	11/25/19	52-62	L	26-56	.464	6-17	.353	4-6	.667	4	27	31	30.0	16	12	10	3	7	62	62.2
vs New Mexico	11/26/19	50-59	L	22-50	.440	3-13	.231	12-15	.800	8	26	34	30.6	17	13	13	1	3	59	61.7
at NC State	12/04/19	54-69	L	27-56	.482	8-20	.400	7-10	.700	8	24	32	30.8	10	6	6	6	7	69	62.6
Opponents		501		189-443	.427	53-147	.361	70-97	.722	57	189	246	30.8	138	89	97	24	43	501	62.6
Wisconsin		532		184-439	.419	58-195	.297	106-137	.774	78	203	281	35.1	117	89	97	30	40	532	66.5

Games played: 8  
 Points/game: 62.6  
 FG Pct: 42.7  
 3FG Pct: 36.1  
 FT Pct: 72.2

Rebounds/game: 30.8  
 Assists/game: 11.1  
 Turnovers/game: 12.1  
 Assist/turnover ratio: 0.9  
 Steals/game: 5.4  
 Blocks/game: 3.0

# GAME 1: #20 SAINT MARY'S 65, WISCONSIN 63 (OT)

Nov. 5, 2019 • Sioux Falls, S.D. • Sanford Pentagon



Official Basketball Box Score - Final  
Saint Mary's (CA) at Wisconsin  
11/05/19 Sanford Pentagon, Sioux Falls, SD  
2019-20 Men's Basketball

Game Time: 8:00 PM  
Game Duration: 2:14  
Attendance: 3,301

Officials: John Higgins, Eric Curry, Kelly Pfeiffer

Saint Mary's (CA) - 65															
Record: 1-0															
NO. Name	Min	FG M-A	3P M-A	FT M-A	Rebounds OR DR TOT	Fouls PF F	TP	AS	TO	ST	Blocks BS BA	+/-	Shooting By Period		
11 Matthias Tass	F 26:19	2-6	0-0	1-2	3	7	10	5	3	4	2	0	1	2	1st FG% 11-27 40.7%
24 Malik Fitts	F 39:19	6-13	1-2	3-5	2	3	5	0	3	16	1	3	0	1	3PT% 6-11 54.5%
0 Tanner Krebs	G 39:37	3-6	1-3	2-2	1	7	8	4	2	9	0	1	1	0	FT% 2-4 50.0%
1 Logan Johnson	G 35:35	1-7	1-3	2-2	1	1	2	1	1	5	0	3	1	0	2nd FG% 13-28 46.5%
3 Jordan Ford	G 45:00	11-24	4-8	0-0	1	1	2	3	26	3	4	3	0	2	3PT% 1-5 20.0%
23 Kristers Zoriks	09:25	0-1	0-0	0-0	0	2	2	1	0	0	0	0	0	0	FT% 1-1 100%
14 Kyle Bowen	07:57	0-1	0-1	1-2	1	0	1	0	1	0	0	0	0	0	OT FG% 2-8 25.0%
42 Dan Fotu	15:11	0-1	0-0	0-0	0	1	1	5	0	0	1	1	0	0	3PT% 1-2 50.0%
41 Aaron Menzies	01:14	0-0	0-0	0-0	0	0	0	1	0	0	0	0	0	0	FT% 6-8 75.0%
44 Alex Ducas	05:23	1-2	1-1	0-0	2	0	2	1	1	3	0	0	0	0	GM FG% 24-61 39.3%
															3PT% 8-18 44.4%
															FT% 9-13 69.2%
Team					2	1	3	0	0	1					Dead Ball Rebounds: 4.0
Totals		24-61	8-18	9-13	13	23	36	20	14	65	15	6	2	4	2

Dead Ball Rebounds: 4, 0

Technical Fouls: NONE

Wisconsin - 63														Record: 0-1									
NO. Name	Min	FG	3P	FT	Rebounds	Fouls	TP	AS	TO	ST	Blocks	BA	+/-	Shooting By Period									
2 Aleem Ford	F 34:03	3-9	1-6	0-0	2	3	5	3	0	7	2	3	1	0	1	1 <sup>st</sup> FG% 10-25 40.0%							
35 Nate Reuvers	F 41:31	8-18	1-4	5-7	2	4	6	2	5	22	0	3	0	4	0	3 <sup>rd</sup> FT% 2-7 28.6%							
0 D'Mitric Trice	G 38:42	3-7	2-4	2-2	0	3	3	2	2	10	3	0	0	0	0	1 <sup>st</sup> FG% 10-25 40.0%							
23 Kobe King	G 30:05	1-2	0-0	4-7	0	4	4	2	5	6	1	4	0	0	-9	2 <sup>nd</sup> FG% 10-22 45.5%							
34 Brad Davison	G 37:21	6-13	1-4	3-4	1	3	4	4	6	16	0	1	0	0	-1	3 <sup>rd</sup> FT% 3-10 30.0%							
12 Trevor Anderson	08:44	0-0	0-0	0	0	1	1	0	1	0	0	0	0	0	0	OT FG% 2-5 40.0%							
1 Brevin Pritzl	21:45	0-0	0-0	0	1	2	3	0	1	0	1	0	0	0	5	OT FG% 0-2 0.0%							
5 Tyler Wahl	12:08	1-3	0-1	0-0	0	0	0	1	0	2	1	0	0	0	-11	3 <sup>rd</sup> FG% 5-6 83.3%							
32 Joe Hedstrom	00:41	0-0	0-0	0	0	0	0	0	0	0	0	0	0	0	0	GM FG% 22-62 35.5%							
Team					1	1	2	0	0	0	0	0	0	0	0	3 <sup>rd</sup> FT% 5-19 26.3%							
Totals		22-52	5-19	14-20	7	21	28	14	20	63	8	14	1	4	2	FT% 14-20 70.0%							

Technical Fouls: NONE

Period by Period Scoring														
1st 2nd OT1 TOT														
Biggest lead	10 (1st 1:14)	8 (1st 7:38)												
Best Scoring Run	13 (1st 2:10)	9 (2nd 3:29)												
Lead Changes	8	20												
Times Tied	5	14												
Time with Lead	24:55	16:47												

NOTES: Wisconsin opened its season facing a ranked opponent for the first time since 1995... Nate Reuvers finished with career highs in points (22), FG (8), FGA (18), FT (7) and minutes played (42)...Kobe King had a career high 7 FTA...Joe Hedstrom played his first career game.

# GAME 3: WISCONSIN 83, McNEESE STATE 63

Nov. 13, 2019 • Madison, Wis. • Kohl Center

Official Basketball Box Score - Final  
McNeese at Wisconsin  
11/13/19 Kohl Center, Madison  
2019-20 Men's Basketball

Game Time: 6:00 PM  
Game Duration: 1:56  
Attendance: 15,616

Officials: Lamont Simpson, Bill Be, Edwin Young

McNeese - 63														
Record: 1-3														
NO. Name	Min	FG M-A	3P M-A	FT M-A	Rebounds OR DR TOT	Fouls PF	TP	AS	TO	ST	Blocks BS BA	BA	BA	+
23 Shamarius Kennedy	F 31:14	6-9	0-0	8-10	1 4 5	3 8	20	3	1	0	1	0	1	-12
0 Dru Kushausen	G 30:26	3-9	3-6	0-0	0 3 3	1 0	9	1	1	0	0	1	0	-3
12 A.J. Lawson	G 26:30	4-6	2-2	0-0	0 1 1	3 1	10	3	6	1	0	0	0	-12
13 Trey Johnson	G 24:32	1-3	1-2	0-0	0 1 1	1 0	3	1	1	1	1	1	0	-20
22 Roydell Brown	G 20:29	3-5	0-0	1-2	0 3 3	4 1	7	0	1	1	0	0	0	0
24 Chris Orlina	16:10	2-2	1-1	2-3	2 1 3	2 3	7	0	2	0	0	0	0	-21
44 Truman Moore	08:37	0-0	0-0	0-0	0 1 0	1 2	1	0	1	0	0	0	0	-6
2 Sam Baker	16:14	1-5	1-5	0-0	0 0 0	2 0	3	3	3	0	0	0	0	-16
3 Leondre Washington	16:22	0-3	0-3	2-2	0 4 4	3 1	2	2	2	1	0	0	0	-2
20 Jalen Poyser	06:59	1-3	0-2	0-0	0 0 0	0 0	2	0	0	0	0	0	0	-3
11 Myles Hutchinson	02:27	0-0	0-0	0-0	0 0 0	0 0	0	0	0	0	0	0	0	5
Team					1 2 3	0	0	0	0	0	0	0	0	0
Totals		21-45	8-21	13-17	5 19 24	21 15	63	13	18	4	2	3	3	-20

Shooting By Period		
1 <sup>st</sup> FG%	10-22	45.5%
3 <sup>rd</sup> FT%	3-7	42.9%
FT%	11-14	78.6%
2 <sup>nd</sup> FG%	11-23	47.8%
3 <sup>rd</sup> FT%	5-14	35.7%
FT%	2-3	66.7%
GM FG%	21-45	46.7%
3 <sup>rd</sup> FT%	8-21	38.1%
FT%	13-17	76.5%

Dead Ball Rebounds: 2

Technical Fouls: NONE

Wisconsin - 83													Record: 2-1			
NO. Name	Min	FG	3P	FT	Rebounds	Fouls	TP	AS	TO	ST	Blocks	+/-	Shooting By Period			
		M	A	M	A	OR	DR				B	BA	1st	FG%	2nd	
2 Aleem Ford	F 25:48	7-11	2-4	0-0	1	1	2	3	0	16	1	0	1	1	14	1st FG%
35 Nate Reuvers	F 20:29	4-9	0-2	2-3	2	2	4	4	4	10	2	1	1	0	9	3PT%
0 D'Mitric Trice	G 27:37	3-9	2-7	0-0	0	3	3	0	2	8	3	1	1	0	0	FT%
1 Brevin Pritzl	G 21:09	4-9	2-6	3-4	2	1	3	2	3	13	2	0	0	1	13	2nd FG%
34 Brad Davison	G 33:18	7-8	3-4	7-7	0	3	3	0	6	24	2	3	4	0	20	FT%
5 Tyler Wahl	26:01	1-2	0-1	1-2	1	2	3	2	4	3	3	1	2	0	23	GM FG%
3 Walt McGrogy	23:54	3-6	1-3	2-2	0	2	2	1	1	9	2	1	0	0	13	3PT%
12 Trevor Anderson	12:42	0-0	0-0	0	0	2	2	1	1	0	4	0	1	0	19	FT%
32 Joe Hedstrom	04:38	0-0	0-0	0	0	1	1	2	0	0	0	1	0	0	-8	Dead Ball Rebounds: 2
4 Carter Higginbottom	01:06	0-0	0-0	0	0	0	0	0	0	0	0	0	0	0	-2	
15 Courtland Cuevas	01:06	0-1	0-0	0	0	0	0	0	0	0	0	0	0	0	-2	
20 Samad Qawi	01:06	0-0	0-0	0	0	0	0	0	0	0	0	0	0	0	-2	
31 Michael Ballard	01:06	0-0	0-0	0	0	1	1	0	0	0	0	0	0	0	-2	
Team					1	3	4	0	0	0	0	0	0	0	0	
Totals		29-55	10-28	15-18	7	21	28	15	21	83	19	9	10	3	2	20

Technical Fouls: NONE

Period by Period Scoring														
1st 2nd TOT														
Biggest lead	8 (1st 15:39)	26 (2nd 2:27)												
Best Scoring Run	6 (1st 18:24)	11 (2nd 7:11)												
Lead Changes	9	26												
Times Tied	8	7												
Time with Lead	14:31	23:37												

NOTES: Wisconsin scored a season-high 83 points...Brad Davison reached the 20-point threshold for the 6th time in his career; double figures the 41st time... Davison matched a career high 4 steals...Brevin Pritzl made his 22nd career start... Aleem Ford scored a career high 16 points...Nate Reuvers reached double figures for the 3rd time in 3 games.

# GAME 2: WISCONSIN 65, EASTERN ILLINOIS 52

Nov. 8, 2019 • Madison, Wis. • Kohl Center



Official Basketball Box Score - Final  
Eastern Ill. at Wisconsin  
11/08/19 Kohl Center, Madison  
2019-20 Men's Basketball

Game Time: 7:01 PM  
Game Duration: 2:01  
Attendance: 17,106

Officials: Don Dalry, Steve McJunkins, Lewis Garrison

Eastern Ill. - 52															
Record: 0-2															
NO. Name	Min	FG		3P	FT	Rebounds		Fouls	TP	AS	TO	ST	Blocks		+/-
		MA	AA	MA		AA	BS						BA		
2 Jordan Skipper-Brown	F 24:43	3-6	0-1	0-0	0	2	2	4	1	6	0	2	1	2	-14
3 Mack Smith	G 27:30	2-6	1-4	0-0	0	3	3	1	0	5	0	2	1	0	-5
4 Marvin Johnson	G 28:37	5-17	2-4	0-0	2	1	3	1	1	12	1	0	1	0	-2
22 Josiah Wallace	G 25:59	2-12	1-3	0-0	0	5	5	1	0	5	1	0	0	1	-17
35 George Dixon	G 31:45	4-8	1-1	2-6	5	3	8	4	8	11	4	0	2	3	-1
5 Shaereel Smith	18:25	2-7	1-4	0-0	0	2	2	4	1	5	3	1	0	1	-4
25 Deang Deang	25:36	2-6	1-2	1-2	0	5	5	1	1	6	1	2	1	0	-11
32 JaQualis Matlock	12:29	1-1	0-0	0-0	0	3	2	0	4	2	0	0	0	0	-7
22 Brandon Duffus	04:08	0-0	0-0	0-0	0	0	0	1	0	0	1	0	0	0	-5
11 Dondre Shaw	00:08	0-0	0-0	0-0	0	0	0	1	0	0	0	0	0	0	-1
Team						1	1	2	0	0	0	0			
Totals		21-63	7-19	3-8	11	24	35	22	13	52	10	6	4	12	-13
Dead Ball Rebounds: 3.0															
Shooting By Period															
1st FG: 10-29 34.5%															
3PT%: 4-9 44.4%															
FT%: 3-6 50%															
2nd FG: 11-34 32.4%															
3PT%: 3-10 30.0%															
FT%: 0-2 0%															
GM FG: 21-63 33.3%															
3PT%: 7-19 36.8%															
FT%: 3-8 37.5%															



# GAME 5: WISCONSIN 88, GREEN BAY 70

Nov. 21, 2019 • Madison, Wis. • Kohl Center



Official Basketball Box Score - Final  
Green Bay at Wisconsin  
11/21/19 Kohl Center, Madison  
2019-20 Men's Basketball

Game Time: 8:07 PM  
Game Duration: 1:53  
Attendance: 16,837

Officials: Larry Scrotto, Lewis Garrison, Brooks Wells

## Green Bay - 70

Record: 1-3

NO. Name		Min	FG	3P	FT	Rebounds	Fouls	TP	AS	TO	ST	Blocks	+/-				
12 Josh McNair	F	23:51	4-8	0-0	2-2	1 4	5 3	2	10	2	2	2	0	-26			
15 Manny Patterson	F	07:17	1-1	0-0	0-0	0 0	0 1	2	2	0	1	1	0	-15			
2 PJ Pipes	G	34:17	3-9	1-4	1-2	0 2	2 0	1	8	3	1	0	0	-22			
11 JayQuan McCloud	G	29:15	5-11	2-6	1-1	0 4	4 5	2	13	6	1	3	0	-8			
21 Kameron Hankerson	G	27:16	2-7	1-4	0-0	0 4	4 0	0	5	0	2	0	0	-27			
13 Trevian Bell	20:21	2-5	0-2	0-0	0 0	0 1	1 2	1	4	0	2	0	0	3			
30 Hunter Crist	06:08	0-0	0-0	0-0	0 1	1 1	1 0	0	3	0	0	0	0	4			
33 Cody Schwartz	28:31	4-10	4-4	4-5	1 4	5 1	6	12	1	0	1	1	0	2			
1 Amari Davis	23:04	6-10	0-0	0-1	0 1	3 1	1	16	1	0	1	0	0	-1			
Team						0 2	2	0	0	0	0						
Totals			29-61	4-20	8-11	3	22	25	16	15	70	16	9	8	3	1	-18

Technical Fouls: NONE

Shooting By Period	1st	2nd	3rd	4th	FT	FT%
1st FG%	13-31	41.9%				
3PT%	2-12	16.7%				
FT%	1-2	50%				
2nd FG%	16-30	53.3%				
3PT%	2-8	25.0%				
FT%	7-9	77.8%				
GM FG%	29-61	47.5%				
3PT%	4-20	20.0%				
FT%	8-11	72.7%				
Dead Ball Rebounds:	2	0				

## Wisconsin - 88

Record: 4-1

NO. Name	Min	FG	3P	FT	Rebounds	Fouls	TP	AS	TO	ST	Blocks	+/-
2 Aleem Ford	F 27:53	5-11	2-5	0-0	2 3	5 2	2	12	2	0	0	2
35 Nate Reuvers	F 20:00	8-12	2-5	1-2	2 1	3 4	4	19	2	5	0	5
0 D'Mitrik Trice	G 32:15	3-7	3-5	2-2	0 8	8 0	2	11	7	1	0	0
23 Kobe King	G 30:54	4-8	2-3	2-2	1 1	2 1	4	12	4	2	1	0
34 Brad Davison	G 23:58	4-8	3-6	4-4	0 5	5 2	2	15	3	1	1	0
5 Tyler Wahl	14:46	2-4	1-2	0-0	1 2	3 1	0	5	3	2	1	0
1 Brevin Pritzl	31:38	4-9	2-4	0-0	1 4	5 3	0	10	2	0	0	4
12 Trevor Anderson	08:54	0-0	0-0	0-0	0 3	3 0	1	0	0	0	0	0
3 Walt McGrooy	08:44	1-2	0-1	0-0	0 3	3 2	1	2	1	0	0	0
32 Joe Hedstrom	00:58	1-1	0-0	0-0	1 0	1 0	0	2	0	0	0	0
Team					1 0	1	0	0	0			
Totals		32-62	15-31	9-10	9 30	39 15	16	88	24	13	3	1

Technical Fouls: NONE

Shooting By Period	1st	2nd	3rd	4th	FT	FT%
1st FG%	17-30	56.7%				
3PT%	10-19	52.6%				
FT%	7-7	100%				
2nd FG%	15-32	46.9%				
3PT%	5-12	41.7%				
FT%	2-3	66.7%				
GM FG%	32-62	51.6%				
3PT%	15-31	48.4%				
FT%	9-10	90.0%				
Dead Ball Rebounds:	0	0				

	UWGB	UW
Biggest lead	0 (1 <sup>st</sup> 20:00)	25 (2 <sup>nd</sup> 19:48)
Best Scoring Run	9 (2 <sup>nd</sup> 11:25)	11 (1 <sup>st</sup> 4:54)
Lead Changes	0	
Times Tied	0	
Time with Lead	00:00	39:41

Points from Turnovers	UWGB	UW
Paint	36	26
Second Chance	5	6
Fast Breaks	10	2
Bench	32	19

Period by Period Scoring	1st	2nd	TOT
UWGB	29	41	70
UW	51	37	88

Game Notes: ROMAN LEGENDS CLASSIC - MADISON REGIONAL ROUND - GAME 2

NOTES: Wisconsin improved to 24-1 all-time vs. Green Bay, including 21-0 in Madison...6 Badgers scored in double figures for the second straight game...UW was 1 triple shy of the school record for 3FG in a half (11)...UW had 24 assists on 32 FGs...Reuvers led UW in scoring for the second time on the season.

# GAME 7: NEW MEXICO 59, WISCONSIN 50

Nov. 26, 2019 • Brooklyn, N.Y. • Barclays Center



Official Basketball Box Score - Final  
Wisconsin at New Mexico  
11/26/19 Barclays Center, Brooklyn  
ROMAN LEGENDS CLASSIC presented by OLD TRAPPER - Consolation Game

Game Time: 10:00 PM  
Game Duration: 1:52

Officials: D.J. Carstensen, Larry Scrotto, Rob Riley

## Wisconsin - 50

Record: 4-3

Team Stats - 1st Half																
NO. Name	Min	FG	3P	FT	Rebounds	Fouls	TP	AS	TO	ST	Blocks	BS	+/-			
		OR	DR	OT	PF	FF	FD									
2 Aleem Ford	F 29:21	2-7	0-3	3-4	5 1	6 2	3	7	2	4	1	0	0	-11		
35 Nate Reuvers	F 30:13	7-9	0-1	2-4	1 4	5 8	16	0	5	0	1	0	0	-4		
0 D'Mitrik Trice	G 32:24	4-12	1-7	2-2	0 7	7 1	11	1	0	1	0	0	0	-4		
23 Kobe King	G 26:43	3-9	0-3	0-0	2 3	5 1	0	6	0	0	1	0	1	-9		
34 Brad Davison	G 35:58	0-9	0-6	2-2	1 5	6 4	3	2	0	1	1	0	0	-8		
5 Tyler Wahl	09:49	0-0	0-0	0-0	0 0	0 0	0	0	2	0	0	0	0	-2		
1 Brevin Pritzl	22:05	2-7	1-6	1-2	1 1	2 2	1	6	1	0	1	0	0	-5		
12 Trevor Anderson	13:27	0-0	0-0	2-2	1 1	2 1	2	2	0	0	0	0	0	-2		
Team					1 0	1 0	0	0	2							
Totals		18-53	2-26	12-16	12	22	34	16	17	50	6	14	5	1	1	-9

Technical Fouls: NONE

Shooting By Period	1st	2nd	3rd	4th	FT	FT%
1st FG%	7-18	38.9%				
3PT%	1-8	12.5%				
FT%	5-7	71.4%				
2nd FG%	11-35	31.4%				
3PT%	1-18	5.6%				
FT%	7-9	77.8%				
GM FG%	18-53	34.0%				
3PT%	2-26	7.7%				
FT%	12-16	75.0%				
Dead Ball Rebounds:	1	0				

## New Mexico - 59

Record: 6-2

No.	Name		Min	FG	3P	FT	Reb		Fouls		TP	AS	TO	ST	Blocks	BS +	
				M-A	M-A	M-A	OR	DR	PF	FF							
15	Carlton Bragg	F	31:28	5-8	0-0	2-2	1	5	6	4	1	12	0	1	0	1	
2	Vance Jackson	F	27:39	1-5	1-5	0-0	0	2	2	2	0	3	2	1	0	0	
5	Jaquan Lyle	G	36:54	5-14	1-4	3-5	2	7	2	5	14	2	1	0	0	0	
10	Makuach Maluach	G	16:33	1-3	0-1	0-0	1	0	1	0	2	0	2	2	0	0	
11	JJ Caldwell	G	33:00	4-5	1-1	3-4	0	5	5	2	3	12	4	0	0	0	
0	Zane Martin		22:38	4-10	0-2	4-4	0	3	3	3	4	12	3	2	1	0	
1	Corey Manigault		15:21	1-4	0-0	0-0	3	1	4	0	2	2	1	2	0	0	
3	Keith McGee		09:34	1-1	0-0	0-0	0	0	0	1	1	2	0	0	0	0	
4	Tavian Percy		06:53	0-0	0-0	0-0	0	1	1	0	0	0	0	0	0	0	
Team							1	2	3	0	0	0					
Totals					22-50	3-13	12-15	8	26	34	17	16	59	13	13	3	1

Technical Fouls: NONE

Shooting By Period	1st	2nd	3rd	4th	FT	FT%
1st FG%	12-27	44.4%				
3PT%	3-8	37.5%				
FT%	2-2	100%				
2nd FG%	10-23	43.5%				
3PT%	0-5	0.0%				
FT%	10-13	76.9%				
GM FG%	22-50	44.0%				
3PT%	3-13	23.1%				
FT%	12-15	80.0%				
Dead Ball Rebounds:	1	0				

	WIS	UNM
Biggest lead	2 (1 <sup>st</sup> 9:07)	11 (1 <sup>st</sup> 0:57)
Best Scoring Run	5 (2 <sup>nd</sup> 18:42)	7 (1 <sup>st</sup> 5:20)
Lead Changes	6	
Times Tied	3	
Time with Lead	04:20	31:48

Points from Turnovers	WIS	UNM
Paint	18	34
Second Chance	5	13
Fast Breaks	9	12
Bench	8	16

Game Notes: Test comment

# GAME 6: RICHMOND 62, WISCONSIN 52

Nov. 25, 2019 • Brooklyn, N.Y. • Barclays Center



Official Basketball Box Score - Final  
Wisconsin at Richmond  
11/26/19 Barclays Center, Brooklyn  
ROMAN LEGENDS CLASSIC presented by OLD TRAPPER - Semifinal Game 1

Game Time: 12:00 AM  
Game Duration: 1:47

Officials: Randy McCall, Earl Walton, Donnie Eppley

## Wisconsin - 52

Record: 4-2

NO. Name	Min	FG	3P	FT	Rebounds		Fouls	TP	AS	TO	ST	Blocks	BS	+		
		M-A	M-A	M-A	OR	DR	PF	FF								
2 Aleem Ford	F 27:35	0-5	0-3	3-4	0	4	4	3	3	1	1	0	0	0		
35 Nate Reuvers	F 36:43	6-14	1-4	4-4	2	5	7	3	5	17	1	2	1	-12		
0 D'Mitrik Trice	G 35:44	2-10	1-6	0-0	0	7	7	0	1	5	5	1	0	-6		
23 Kobe King	G 25:26	3-7	1-4	3-4	2	2	4	2	3	10	0	0	1	6		
34 Brad Davison	G 30:03	2-6	1-4	0-0	1	4	5	3	2	5	4	2	0	-14		
1 Brevin Pritzl	26:26	2-5	1-3	0-0	0	5	5	3	0	5	2	0	0	-13		
5 Tyler Wahl	15:49	2-2	2-2	1-2	1	1	2	3	1	7	0	0	1	-1		
12 Trevor Anderson	02:14	0-1	0-1	0-0	0	0	0	0	0	0	1	0	0	-6		
Team					2	0	2	0	0	2						
Totals		17-50	7-27	11-14	8	28	36	14	16	52	7	15	6	2	3	-10

Technical Fouls: NONE

Shooting By Period			
1 <sup>st</sup>	FG%	10-26	38.5%
	3PT%	3-15	20.0%
	FT%	6-8	75%
2 <sup>nd</sup>	FG%	7-24	29.2%
	3PT%	4-12	33.3%
	FT%	5-6	83.3%
GM	FG%	17-50	34.0%
	3PT%	7-27	25.9%
	FT%	11-14	78.6%

# SPECIAL STATISTICS

Updated Through December 4, 2019

Game (Wis/Opp)	Pts off T/O	Pts in Paint	2nd Chance Pts	Fast Break Pts	Bench Pts
11/5/19 vs. #20 Saint Mary's	14 / 16	28 / 20	6 / 14	0 / 8	2 / 4
11/8/19 vs. Eastern Illinois	17 / 15	28 / 20	13 / 16	3 / 7	10 / 13
11/13/19 vs. McNeese St.	30 / 2	32 / 26	8 / 2	14 / 7	12 / 14
11/17/19 vs. Marquette	19 / 5	24 / 10	14 / 3	9 / 7	20 / 19
11/21/19 vs. Green Bay	13 / 17	26 / 36	6 / 5	2 / 10	19 / 32
11/25/19 vs. Richmond	5 / 17	10 / 28	4 / 2	4 / 6	12 / 4
11/26/19 vs. New Mexico	5 / 10	18 / 34	5 / 13	9 / 12	8 / 16
12/4/19 vs. NC State	6/6	28/26	11/8	2/6	8/18
<b>RUNNING TOTAL</b>	<b>109 / 88</b>	<b>194 / 200</b>	<b>67 / 63</b>	<b>43 / 63</b>	<b>91 / 120</b>
<b>PER GAME AVERAGE</b>	<b>13.6 / 11</b>	<b>24.2 / 25</b>	<b>8.3 / 7.8</b>	<b>5.3 / 7.8</b>	<b>11.3 / 15</b>

# CAREER AND SEASON HIGHS

## 0 | D'MITRIK TRICE

- **POINTS**  
Season: 11 (2x) MR vs. New Mexico (11/26/19)  
Career: 25 vs. Oklahoma (11/22/18)
- **FIELD GOALS**  
Season: 4 (2x) MR vs. New Mexico (11/26/19)  
Career: 8 vs. Oklahoma (11/22/18)
- **FIELD GOAL ATTEMPTS**  
Season: 12 vs. New Mexico (11/26/19)  
Career: 20 vs. Stanford (11/21/18)
- **3-POINT FIELD GOALS**  
Season: 3 vs. Green Bay (11/21/19)  
Career: 7 vs. Oklahoma (11/22/18)
- **3-POINT FIELD GOAL ATTEMPTS**  
Season: 8 at NC State (12/4/19)  
Career: 10 vs. Oregon (3/22/19)
- **FREE THROWS**  
Season: 2 (3x) MR vs. New Mexico (11/26/19)  
Career: 6 (2x) MR at Indiana (2/26/19)
- **FREE THROW ATTEMPTS**  
Season: 2 (3x) MR vs. New Mexico (11/26/19)  
Career: 9 at Indiana (2/26/19)
- **REBOUNDS**  
Season: 8 vs. Green Bay (11/21/19)  
Career: 8 vs. Green Bay (11/21/19)
- **ASSISTS**  
Season: 7 vs. Green Bay (11/21/19)  
Career: 7 (2x) MR vs. Green Bay (11/21/19)
- **BLOCKED SHOTS**  
Season: --  
Career: 1 (5x) MR at Northwestern (2/23/19)
- **STEALS**  
Season: 3 vs. Marquette (11/17/19)  
Career: 3 (5x) MR vs. Marquette (11/17/19)
- **MINUTES**  
Season: 39 vs. Saint Mary's (11/5/19)  
Career: 41 at Marquette (12/8/18)

## 1 | BREVIN PRITZL

- **POINTS**  
Season: 15 vs. Marquette (11/17/19)  
Career: 20 vs. Minnesota (2/19/18)
- **FIELD GOALS**  
Season: 4 (3x) MR vs. Green Bay (11/21/19)  
Career: 6 (5x) MR vs. Minnesota (2/19/18)
- **FIELD GOAL ATTEMPTS**  
Season: 9 (3x) MR vs. Green Bay (11/21/19)  
Career: 13 vs. Illinois (1/19/18)
- **3-POINT FIELD GOALS**  
Season: 3 vs. Marquette (11/17/19)  
Career: 6 vs. Minnesota (2/19/18)
- **3-POINT FIELD GOAL ATTEMPTS**  
Season: 6 (3x) MR vs. New Mexico (11/26/19)  
Career: 9 (3x) MR vs. Minnesota (2/19/18)
- **FREE THROWS**  
Season: 4 vs. Marquette (11/17/19)  
Career: 6 at Illinois (2/8/18)
- **FREE THROW ATTEMPTS**  
Season: 4 (2x) MR vs. Marquette (11/17/19)  
Career: 6 (3x) MR vs. Houston Baptist (11/17/18)
- **REBOUNDS**  
Season: 13 vs. Marquette (11/17/19)  
Career: 13 vs. Marquette (11/17/19)
- **ASSISTS**  
Season: 2 (2x) MR vs. Green Bay (11/21/19)  
Career: 4 vs. Green Bay (12/23/17)
- **BLOCKED SHOTS**  
Season: 1 (2x) MR vs. McNeese State (11/13/19)  
Career: 1 (11x) MR vs. McNeese State (11/13/19)
- **STEALS**  
Season: 1 (2x) at NC State (12/4/19)  
Career: 3 (6x) MR vs. Grambling State (12/22/18)
- **MINUTES**  
Season: 32 vs. Green Bay (11/21/19)  
Career: 39 (2x) MR vs. Michigan State (3/2/18)

## 2 | ALEEM FORD

- **POINTS**  
Season: 16 vs. McNeese State (11/13/19)  
Career: 16 vs. McNeese State (11/13/19)
- **FIELD GOALS**  
Season: 7 vs. McNeese State (11/13/19)  
Career: 7 vs. McNeese State (11/13/19)
- **FIELD GOAL ATTEMPTS**  
Season: 11 (2x) MR vs. Green Bay (11/21/19)  
Career: 11 (2x) MR vs. Green Bay (11/21/19)
- **3-POINT FIELD GOALS**  
Season: 2 (2x) MR vs. Green Bay (11/21/19)  
Career: 4 (4x) MR vs. NC State (11/27/18)
- **3-POINT FIELD GOAL ATTEMPTS**  
Season: 6 vs. Saint Mary's (11/5/19)  
Career: 8 vs. Minnesota (2/19/18)
- **FREE THROWS**  
Season: 3 (3x) MR vs. New Mexico (11/26/19)  
Career: 4 (2x) MR vs. Maryland (3/1/18)
- **FREE THROW ATTEMPTS**  
Season: 4 (4x) MR at NC State (12/4/19)  
Career: 4 (6x) MR at NC State (12/4/19)
- **REBOUNDS**  
Season: 7 (2x) at NC State (12/4/19)  
Career: 7 (4x) MR at NC State (12/4/19)
- **ASSISTS**  
Season: 2 (3x) MR vs. New Mexico (11/26/19)  
Career: 5 vs. Milwaukee (11/24/17)
- **BLOCKED SHOTS**  
Season: 2 vs. Marquette (11/17/19)  
Career: 2 (2x) MR vs. Marquette (11/17/19)
- **STEALS**  
Season: 1 (5x) MR at NC State (12/4/19)  
Career: 2 (2x) MR vs. Grambling State (12/22/18)
- **MINUTES**  
Season: 34 vs. Saint Mary's (11/5/19)  
Career: 38 at Maryland (2/4/18)

## 3 | WALT McGRORY

- **POINTS**  
Season: 9 vs. McNeese State (11/13/19)  
Career: 9 vs. McNeese State (11/13/19)
- **FIELD GOALS**  
Season: 3 vs. McNeese State (11/13/19)  
Career: 3 vs. McNeese State (11/13/19)
- **FIELD GOAL ATTEMPTS**  
Season: 6 vs. McNeese State (11/13/19)  
Career: 6 vs. McNeese State (11/13/19)
- **3-POINT FIELD GOALS**  
Season: 1 vs. McNeese State (11/13/19)  
Career: 1 (3x) MR vs. McNeese State (11/13/19)
- **3-POINT FIELD GOAL ATTEMPTS**  
Season: 3 vs. McNeese State (11/13/19)  
Career: 3 vs. McNeese State (11/13/19)
- **FREE THROWS**  
Season: 2 vs. McNeese State (11/13/19)  
Career: 4 vs. Green Bay (12/23/17)
- **FREE THROW ATTEMPTS**  
Season: 2 vs. McNeese State (11/13/19)  
Career: 6 vs. Green Bay (12/23/17)
- **REBOUNDS**  
Season: 3 vs. Green Bay (11/21/19)  
Career: 6 vs. Green Bay (12/23/17)
- **ASSISTS**  
Season: 2 vs. McNeese State (11/13/19)  
Career: 2 vs. McNeese State (11/13/19)
- **BLOCKED SHOTS**  
Season: --  
Career: --
- **STEALS**  
Season: --  
Career: 3 vs. UMass Lowell (12/30/17)
- **MINUTES**  
Season: 24 vs. McNeese State (11/13/19)  
Career: 24 vs. McNeese State (11/13/19)

# CAREER AND SEASON HIGHS

## 4 | CARTER HIGGINBOTTOM

- **POINTS**  
Season: --  
Career: --
- **FIELD GOALS**  
Season: --  
Career: --
- **FIELD GOAL ATTEMPTS**  
Season: --  
Career: --
- **3-POINT FIELD GOALS**  
Season: --  
Career: --
- **3-POINT FIELD GOAL ATTEMPTS**  
Season: --  
Career: --
- **FREE THROWS**  
Season: --  
Career: --
- **FREE THROW ATTEMPTS**  
Season: --  
Career: --
- **REBOUNDS**  
Season: --  
Career: --
- **ASSISTS**  
Season: --  
Career: --
- **BLOCKED SHOTS**  
Season: --  
Career: --
- **STEALS**  
Season: --  
Career: --
- **MINUTES**  
Season: 1 vs. McNeese State (11/13/19)  
Career: 1 vs. McNeese State (11/13/19)

## 5 | TYLER WAHL

- **POINTS**  
Season: 7 vs. Richmond (11/25/19)  
Career: 7 vs. Richmond (11/25/19)
- **FIELD GOALS**  
Season: 2 (3x) MR at NC State (12/4/19)  
Career: 2 (3x) MR at NC State (12/4/19)
- **FIELD GOAL ATTEMPTS**  
Season: 4 vs. Green Bay (11/21/19)  
Career: 4 vs. Green Bay (11/21/19)
- **3-POINT FIELD GOALS**  
Season: 2 vs. Richmond (11/25/19)  
Career: 2 vs. Richmond (11/25/19)
- **3-POINT FIELD GOAL ATTEMPTS**  
Season: 2 (2x) MR vs. Richmond (11/25/19)  
Career: 2 (2x) MR vs. Richmond (11/25/19)
- **FREE THROWS**  
Season: 1 (3x) MR at NC State (12/4/19)  
Career: 1 (3x) MR at NC State (12/4/19)
- **FREE THROW ATTEMPTS**  
Season: 4 at NC State (12/4/19)  
Career: 4 at NC State (12/4/19)
- **REBOUNDS**  
Season: 8 at NC State (12/4/19)  
Career: 8 at NC State (12/4/19)
- **ASSISTS**  
Season: 3 (2x) MR vs. Green Bay (11/21/19)  
Career: 3 (2x) MR vs. Green Bay (11/21/19)
- **BLOCKED SHOTS**  
Season: 1 vs. Eastern Illinois (11/8/19)  
Career: 1 vs. Eastern Illinois (11/8/19)
- **STEALS**  
Season: 2 vs. McNeese State (11/13/19)  
Career: 2 vs. McNeese State (11/13/19)
- **MINUTES**  
Season: 26 vs. McNeese State (11/13/19)  
Career: 26 vs. McNeese State (11/13/19)

## 11 | MICAH POTTER

\* recorded while at Ohio State

- **POINTS**  
Season: --  
Career: 17 vs. Texas Southern (11/16/17)\*
- **FIELD GOALS**  
Season: --  
Career: 5 (3x) MR at Northwestern (1/17/18)\*
- **FIELD GOAL ATTEMPTS**  
Season: --  
Career: 10 vs. Marshall (11/25/16)\*
- **3-POINT FIELD GOALS**  
Season: --  
Career: 3 vs. N.C. Central (11/14/16)\*
- **3-POINT FIELD GOAL ATTEMPTS**  
Season: --  
Career: 4 (4x) MR vs. Penn State (3/2/18)\*
- **FREE THROWS**  
Season: --  
Career: 9 vs. Texas Southern (11/16/17)\*
- **FREE THROW ATTEMPTS**  
Season: --  
Career: 10 vs. Texas Southern (11/16/17)\*
- **REBOUNDS**  
Season: --  
Career: 12 vs. Marshall (11/25/16)\*
- **ASSISTS**  
Season: --  
Career: 2 (3x) MR vs. Citadel (12/19/17)\*
- **BLOCKED SHOTS**  
Season: --  
Career: 2 (4x) MR vs. Radford (11/12/17)\*
- **STEALS**  
Season: --  
Career: 3 (2x) MR vs. Citadel (12/19/17)\*
- **MINUTES**  
Season: --  
Career: 31 vs. Texas Southern (11/16/17)\*

## 12 | TREVOR ANDERSON

\*\* recorded while at Green Bay

- **POINTS**  
Season: 3 at NC State (12/4/19)  
Career: 23 vs. SIU-Edwardsville (12/19/16)\*\*
- **FIELD GOALS**  
Season: 1 at NC State (12/4/19)  
Career: 6 (2x) MR vs. SIU-Edwardsville (12/19/16)\*\*
- **FIELD GOAL ATTEMPTS**  
Season: 3 at NC State (12/4/19)  
Career: 12 vs. SIU-Edwardsville (12/19/16)\*\*
- **3-POINT FIELD GOALS**  
Season: 1 at NC State (12/4/19)  
Career: 5 vs. SIU-Edwardsville (12/19/16)\*\*
- **3-POINT FIELD GOAL ATTEMPTS**  
Season: 1 (2x) at NC State (12/4/19)  
Career: 8 vs. SIU-Edwardsville (12/19/16)\*\*
- **FREE THROWS**  
Season: 2 (2x) MR vs. New Mexico (11/26/19)  
Career: 7 vs. Milwaukee (1/6/17)\*\*
- **FREE THROW ATTEMPTS**  
Season: 2 (2x) MR vs. New Mexico (11/26/19)  
Career: 8 (2x) MR vs. Milwaukee (1/6/17)\*\*
- **REBOUNDS**  
Season: 3 (2x) MR vs. Green Bay (11/21/19)  
Career: 7 at Bowling Green (11/20/16)\*\*
- **ASSISTS**  
Season: 4 vs. McNeese State (11/13/19)  
Career: 7 at Youngstown State (12/31/16)\*\*
- **BLOCKED SHOTS**  
Season: --  
Career: 1 at Cleveland State (12/29/16)\*\*
- **STEALS**  
Season: 1 vs. McNeese State (11/13/19)  
Career: 3 vs. UMKC (11/21/16)\*\*
- **MINUTES**  
Season: 14 (2x) MR vs. New Mexico (11/26/19)  
Career: 36 vs. SIU-Edwardsville (12/19/16)\*\*



# CAREER AND SEASON HIGHS

## 15 | COURTLAND CUEVAS

- **POINTS**  
Season: --  
Career: --
- **FIELD GOALS**  
Season: --  
Career: --
- **FIELD GOAL ATTEMPTS**  
Season: 1 vs. McNeese State (11/13/19)  
Career: 1 vs. McNeese State (11/13/19)
- **3-POINT FIELD GOALS**  
Season: --  
Career: --
- **3-POINT FIELD GOAL ATTEMPTS**  
Season: 1 vs. McNeese State (11/13/19)  
Career: 1 vs. McNeese State (11/13/19)
- **FREE THROWS**  
Season: --  
Career: --
- **FREE THROW ATTEMPTS**  
Season: --  
Career: --
- **REBOUNDS**  
Season: --  
Career: --
- **ASSISTS**  
Season: --  
Career: --
- **BLOCKED SHOTS**  
Season: --  
Career: --
- **STEALS**  
Season: --  
Career: --
- **MINUTES**  
Season: 1 (2x) MR vs. McNeese State (11/13/19)  
Career: 1 (2x) MR vs. McNeese State (11/13/19)

## 20 | SAMAD QAWI

- **POINTS**  
Season: --  
Career: --
- **FIELD GOALS**  
Season: --  
Career: --
- **FIELD GOAL ATTEMPTS**  
Season: --  
Career: --
- **3-POINT FIELD GOALS**  
Season: --  
Career: --
- **3-POINT FIELD GOAL ATTEMPTS**  
Season: --  
Career: --
- **FREE THROWS**  
Season: --  
Career: --
- **FREE THROW ATTEMPTS**  
Season: --  
Career: --
- **REBOUNDS**  
Season: --  
Career: --
- **ASSISTS**  
Season: --  
Career: --
- **BLOCKED SHOTS**  
Season: --  
Career: --
- **STEALS**  
Season: --  
Career: --
- **MINUTES**  
Season: 1 (2x) MR vs. McNeese State (11/13/19)  
Career: 1 (2x) MR vs. McNeese State (11/13/19)

## 23 | KOBE KING

- **POINTS**  
Season: 18 vs. Eastern Illinois (11/8/19)  
Career: 18 vs. Eastern Illinois (11/8/19)
- **FIELD GOALS**  
Season: 5 vs. Eastern Illinois (11/8/19)  
Career: 5 (2x) MR vs. Eastern Illinois (11/8/19)
- **FIELD GOAL ATTEMPTS**  
Season: 12 vs. Eastern Illinois (11/8/19)  
Career: 12 vs. Eastern Illinois (11/8/19)
- **3-POINT FIELD GOALS**  
Season: 2 vs. Green Bay (11/21/19)  
Career: 3 vs. Oklahoma (11/22/18)
- **3-POINT FIELD GOAL ATTEMPTS**  
Season: 4 vs. Richmond (11/25/19)  
Career: 5 (2x) MR vs. Oklahoma (11/22/18)
- **FREE THROWS**  
Season: 8 vs. Eastern Illinois (11/8/19)  
Career: 8 vs. Eastern Illinois (11/8/19)
- **FREE THROW ATTEMPTS**  
Season: 10 vs. Eastern Illinois (11/8/19)  
Career: 10 vs. Eastern Illinois (11/8/19)
- **REBOUNDS**  
Season: 6 vs. Eastern Illinois (11/8/19)  
Career: 6 (2x) MR vs. Eastern Illinois (11/8/19)
- **ASSISTS**  
Season: 4 (2x) MR vs. Green Bay (11/21/19)  
Career: 4 (2x) MR vs. Green Bay (11/21/19)
- **BLOCKED SHOTS**  
Season: 1 (2x) MR vs. Richmond (11/25/19)  
Career: 1 (7x) MR vs. Richmond (11/25/19)
- **STEALS**  
Season: 3 vs. Eastern Illinois (11/8/19)  
Career: 3 vs. Eastern Illinois (11/8/19)
- **MINUTES**  
Season: 37 vs. Eastern Illinois (11/8/19)  
Career: 37 vs. Eastern Illinois (11/8/19)

## 30 | OWEN HAMILTON

- **POINTS**  
Season: --  
Career: 8 vs. Rockford (11/26/17)\*\*\*
- **FIELD GOALS**  
Season: --  
Career: 4 vs. Rockford (11/26/17)\*\*\*
- **FIELD GOAL ATTEMPTS**  
Season: --  
Career: 6 at Iowa (12/29/17)\*\*\*
- **3-POINT FIELD GOALS**  
Season: --  
Career: --
- **3-POINT FIELD GOAL ATTEMPTS**  
Season: --  
Career: 1 at Iowa (12/29/17)\*\*\*
- **FREE THROWS**  
Season: --  
Career: 2 (2x) MR vs. Central Michigan (2/13/18)\*\*\*
- **FREE THROW ATTEMPTS**  
Season: --  
Career: 2 (5x) MR (2/27/18)\*\*\*
- **REBOUNDS**  
Season: --  
Career: 8 vs. Rockford (11/26/17)\*\*\*
- **ASSISTS**  
Season: --  
Career: 1 (3x) at Toledo (2/6/18)\*\*\*
- **BLOCKED SHOTS**  
Season: --  
Career: 1 (3x) MR at Bowling Green State (1/9/18)\*\*\*
- **STEALS**  
Season: --  
Career: 2 (2x) MR at Eastern Michigan (2/24/18)\*\*\*
- **MINUTES**  
Season: --  
Career: 21 at Iowa (12/29/17)\*\*\*

\*\*\* recorded while playing at NIU

# CAREER AND SEASON HIGHS

## 31 | MICHAEL BALLARD

- **POINTS**  
Season: --  
Career: 2 vs. Grambling (12/22/18)
- **FIELD GOALS**  
Season: --  
Career: --
- **FIELD GOAL ATTEMPTS**  
Season: --  
Career: 2 vs. Savannah State (12/13/18)
- **3-POINT FIELD GOALS**  
Season: --  
Career: --
- **3-POINT FIELD GOAL ATTEMPTS**  
Season: --  
Career: 2 vs. Savannah State (12/13/18)
- **FREE THROWS**  
Season: --  
Career: 2 vs. Grambling (12/22/18)
- **FREE THROW ATTEMPTS**  
Season: --  
Career: 2 vs. Grambling (12/22/18)
- **REBOUNDS**  
Season: 1 vs. McNeese State (11/13/19)  
Career: 1 (4x) MR vs. McNeese State (11/13/19)
- **ASSISTS**  
Season: --  
Career: --
- **BLOCKED SHOTS**  
Season: --  
Career: --
- **STEALS**  
Season: --  
Career: --
- **MINUTES**  
Season: 1 (2x) MR vs. McNeese State (11/13/19)  
Career: 3 (2x) MR vs. Grambling (12/22/18)

## 32 | JOE HEDSTROM

- **POINTS**  
Season: 2 vs. Green Bay (11/21/19)  
Career: 2 vs. Green Bay (11/21/19)
- **FIELD GOALS**  
Season: 1 vs. Green Bay (11/21/19)  
Career: 1 vs. Green Bay (11/21/19)
- **FIELD GOAL ATTEMPTS**  
Season: 1 (2x) MR vs. Green Bay (11/21/19)  
Career: 1 (2x) MR vs. Green Bay (11/21/19)
- **3-POINT FIELD GOALS**  
Season: --  
Career: --
- **3-POINT FIELD GOAL ATTEMPTS**  
Season: --  
Career: --
- **FREE THROWS**  
Season: --  
Career: --
- **FREE THROW ATTEMPTS**  
Season: --  
Career: --
- **REBOUNDS**  
Season: 1 (2x) MR vs. Green Bay (11/21/19)  
Career: 1 (2x) MR vs. Green Bay (11/21/19)
- **ASSISTS**  
Season: --  
Career: --
- **BLOCKED SHOTS**  
Season: --  
Career: --
- **STEALS**  
Season: --  
Career: --
- **MINUTES**  
Season: 5 vs. McNeese State (11/13/19)  
Career: 5 vs. McNeese State (11/13/19)

## 34 | BRAD DAVISON

- **POINTS**  
Season: 24 vs. McNeese State (11/13/19)  
Career: 30 vs. Michigan State (2/25/18)
- **FIELD GOALS**  
Season: 7 vs. McNeese State (11/13/19)  
Career: 10 vs. Michigan State (2/25/18)
- **FIELD GOAL ATTEMPTS**  
Season: 13 (2x) MR vs. Marquette (11/17/19)  
Career: 19 vs. Michigan State (2/25/18)
- **3-POINT FIELD GOALS**  
Season: 3 (2x) MR vs. Green Bay (11/21/19)  
Career: 6 vs. Savannah State (12/13/18)
- **3-POINT FIELD GOAL ATTEMPTS**  
Season: 6 (2x) MR vs. New Mexico (11/26/19)  
Career: 9 vs. Savannah State (12/13/18)
- **FREE THROWS**  
Season: 7 vs. McNeese State (11/13/19)  
Career: 11 vs. Marquette (12/9/17)
- **FREE THROW ATTEMPTS**  
Season: 7 vs. McNeese State (11/13/19)  
Career: 16 vs. Marquette (12/9/17)
- **REBOUNDS**  
Season: 6 vs. New Mexico (11/26/19)  
Career: 7 (2x) MR vs. Illinois (2/18/19)
- **ASSISTS**  
Season: 4 vs. Eastern Illinois (11/8/19)  
Career: 6 (2x) MR at Northwestern (2/22/18)
- **BLOCKED SHOTS**  
Season: --  
Career: 1 at Purdue (1/16/18)
- **STEALS**  
Season: 4 vs. McNeese State (11/13/19)  
Career: 4 (5x) MR vs. McNeese State (11/13/19)
- **MINUTES**  
Season: 37 vs. Saint Mary's (11/5/19)  
Career: 44 vs. Minnesota (2/19/18)

## 35 | NATE REUVERS

- **POINTS**  
Season: 22 vs. Saint Mary's (11/5/19)  
Career: 22 (2x) MR: vs. Saint Mary's (11/5/19)
- **FIELD GOALS**  
Season: 8 (2x) MR vs. Green Bay (11/21/19)  
Career: 8 (2x) MR vs. Green Bay (11/21/19)
- **FIELD GOAL ATTEMPTS**  
Season: 18 vs. Saint Mary's (11/5/19)  
Career: 18 vs. Saint Mary's (11/5/19)
- **3-POINT FIELD GOALS**  
Season: 2 (2x) MR vs. Green Bay (11/21/19)  
Career: 4 at Maryland (1/14/19)
- **3-POINT FIELD GOAL ATTEMPTS**  
Season: 5 vs. Green Bay (11/21/19)  
Career: 8 at Maryland (1/14/19)
- **FREE THROWS**  
Season: 5 (2x) MR vs. Eastern Illinois (11/8/19)  
Career: 6 at Illinois (1/23/19)
- **FREE THROW ATTEMPTS**  
Season: 7 vs. Saint Mary's (11/5/19)  
Career: 7 vs. Saint Mary's (11/5/19)
- **REBOUNDS**  
Season: 14 vs. Eastern Illinois (11/8/19)  
Career: 14 vs. Eastern Illinois (11/8/19)
- **ASSISTS**  
Season: 2 (2x) MR vs. Green Bay (11/21/19)  
Career: 4 vs. Maryland (2/1/19)
- **BLOCKED SHOTS**  
Season: 9 vs. Eastern Illinois (11/8/19)  
Career: 9 (2x) MR vs. Eastern Illinois (11/8/19)
- **STEALS**  
Season: 2 vs. Richmond (11/25/19)  
Career: 2 (6x) MR vs. Richmond (11/25/19)
- **MINUTES**  
Season: 42 vs. Saint Mary's (11/5/19)  
Career: 42 vs. Saint Mary's (11/5/19)

INDIVIDUAL GAME-BY-GAME STATISTICS

0 | D'MITRIK TRICE

Opponent	Date	gs	min	Total		3-Pointers		Free throws		Rebounds				pf	a	t/o	blk	stl	pts	avg
				fg-fga	pct	3fg-fga	pct	ft-fa	pct	off	def	tot	avg							
vs Saint Mary's (CA)	11/05/19	*	39	3-7	.429	2-4	.500	2-2	1.000	0	3	3	3.0	2	3	3	0	0	10	10.0
EASTERN ILL.	11/08/19	*	27	2-6	.333	0-1	.000	0-0	.000	1	3	4	3.5	1	1	2	0	1	4	7.0
MCNEESE	11/13/19	*	27	3-9	.333	2-7	.286	0-0	.000	0	3	3	3.3	0	3	1	0	1	8	7.3
MARQUETTE	11/17/19	*	33	4-9	.444	2-5	.400	0-0	.000	0	2	2	3.0	1	2	1	0	3	10	8.0
GREEN BAY	11/21/19	*	32	3-7	.429	3-5	.600	2-2	1.000	0	8	8	4.0	0	7	1	0	0	11	8.6
vs Richmond	11/25/19	*	36	2-10	.200	1-6	.167	0-0	.000	0	7	7	4.5	0	5	1	0	1	5	8.0
vs New Mexico	11/26/19	*	32	4-12	.333	1-7	.143	2-2	1.000	0	7	7	4.9	1	1	0	0	1	11	8.4
at NC State	12/04/19	*	36	3-9	.333	2-8	.250	0-0	.000	1	3	4	4.8	1	4	1	0	1	8	8.4
Totals		8	262	24-69	.348	13-43	.302	6-6	1.000	2	36	38	4.8	6	26	10	0	8	67	8.4

1 | BREVIN PRITZL

Opponent	Date	gs	min	Total		3-Pointers		Free throws		Rebounds				pf	a	t/o	blk	stl	pts	avg
				fg-fga	pct	3fg-fga	pct	ft-fa	pct	off	def	tot	avg							
vs Saint Mary's (CA)	11/05/19		22	0-0	.000	0-0	.000	0-0	.000	1	2	3	3.0	0	1	0	0	0	0.0	
EASTERN ILL.	11/08/19		26	3-9	.333	1-6	.167	2-2	1.000	2	5	7	5.0	3	0	2	1	0	9	4.5
MCNEESE	11/13/19	*	21	4-9	.444	2-6	.333	3-4	.750	2	1	3	4.3	2	2	0	1	0	13	7.3
MARQUETTE	11/17/19		26	4-6	.667	3-4	.750	4-4	1.000	6	7	13	6.5	2	0	2	0	0	15	9.3
GREEN BAY	11/21/19		32	4-9	.444	2-4	.500	0-0	.000	1	4	5	6.2	3	2	0	0	0	10	9.4
vs Richmond	11/25/19		26	2-5	.400	1-3	.333	0-0	.000	0	5	5	6.0	3	0	2	0	0	5	8.7
vs New Mexico	11/26/19		22	2-7	.286	1-6	.167	1-2	.500	1	1	2	5.4	2	1	0	0	1	6	8.3
at NC State	12/04/19		22	0-2	.000	0-2	.000	0-0	.000	1	3	4	5.3	0	0	0	0	1	0	7.3
Totals		1	197	19-47	.404	10-31	.323	10-12	.833	14	28	42	5.3	15	6	6	2	2	58	7.3

2 | ALEEM FORD

Opponent	Date	gs	min	Total		3-Pointers		Free throws		Rebounds				pf	a	t/o	blk	stl	pts	avg
				fg-fga	pct	3fg-fga	pct	ft-fa	pct	off	def	tot	avg							
vs Saint Mary's (CA)	11/05/19	*	34	3-9	.333	1-6	.167	0-0	.000	2	3	5	5.0	3	2	3	0	1	7	7.0
EASTERN ILL.	11/08/19	*	17	4-10	.400	1-5	.200	2-3	.667	0	4	4	4.5	5	0	1	0	1	11	9.0
MCNEESE	11/13/19	*	26	7-11	.636	2-4	.500	0-0	.000	1	1	2	3.7	3	1	0	1	1	16	11.3
MARQUETTE	11/17/19	*	27	4-10	.400	1-4	.250	3-4	.750	1	6	7	4.5	3	1	2	2	0	12	11.5
GREEN BAY	11/21/19	*	28	5-11	.455	2-5	.400	0-0	.000	2	3	5	4.6	2	2	2	0	0	12	11.6
vs Richmond	11/25/19	*	27	0-5	.000	0-3	.000	3-4	.750	0	4	4	4.5	0	1	1	0	0	3	10.2
vs New Mexico	11/26/19	*	29	2-7	.286	0-3	.000	3-4	.750	5	1	6	4.7	2	2	4	0	1	7	9.7
at NC State	12/04/19	*	28	5-10	.500	1-3	.333	2-4	.500	4	3	7	5.0	2	0	2	1	1	13	10.1

3 | WALT McGRORY

Opponent	Date	gs	min	Total		3-Pointers		Free throws		Rebounds				pf	a	t/o	blk	stl	pts	avg
				fg-fga	pct	3fg-fga	pct	ft-fga	pct	off	def	tot	avg							
MCNEESE	11/13/19		24	3-6	.500	1-3	.333	2-2	1.000	0	2	2	2.0	1	2	1	0	0	9	9.0
MARQUETTE	11/17/19		1	0-0	.000	0-0	.000	0-0	.000	0	0	0	1.0	0	0	0	0	0	0	4.5
GREEN BAY	11/21/19		9	1-2	.500	0-1	.000	0-0	.000	0	3	3	1.7	2	1	0	0	0	2	3.7
Totals		0	34	4-8	.500	1-4	.250	2-2	1.000	0	5	5	1.7	3	3	1	0	0	11	3.7

4 | CARTER HIGGINBOTTOM

Opponent	Date	gs	min	Total		3-Pointers		Free throws		Rebounds				pf	a	t/o	blk	stl	pts	avg
				fg-fga	pct	3fg-fga	pct	ft-fa	pct	off	def	tot	avg							
MCNEESE	11/13/19		1	0-0	.000	0-0	.000	0-0	.000	0	0	0	0.0	0	0	0	0	0	0	0.0
MARQUETTE	11/17/19		1	0-0	.000	0-0	.000	0-0	.000	0	0	0	0.0	0	0	1	0	0	0	0.0
Totals			0	2		0-0	.000	0-0	.000	0	0	0	0.0	0	0	1	0	0	0	0.0

# INDIVIDUAL GAME-BY-GAME STATISTICS

## 5 | TYLER WAHL

Opponent	Date	gs	min	Total		3-Pointers		Free throws		Rebounds				pf	a	t/o	blk	stl	pts	avg
				fg-fga	pct	3fg-fga	pct	ft-fa	pct	off	def	tot	avg							
vs Saint Mary's (CA)	11/05/19		12	1-3	.333	0-1	.000	0-0	.000	0	0	0	0.0	1	1	0	0	0	2	2.0
EASTERN ILL.	11/08/19		10	0-1	.000	0-1	.000	0-0	.000	0	0	0	0.0	1	0	1	1	0	0	1.0
MCNEESE	11/13/19		26	1-2	.500	0-1	.000	1-2	.500	1	2	3	1.0	2	3	1	0	2	3	1.7
MARQUETTE	11/17/19		5	1-1	1.000	1-1	1.000	0-0	.000	1	2	3	1.5	4	0	2	0	0	3	2.0
GREEN BAY	11/21/19		15	2-4	.500	1-2	.500	0-0	.000	1	2	3	1.8	1	3	2	0	1	5	2.6
vs Richmond	11/25/19		16	2-2	1.000	2-2	1.000	1-2	.500	1	1	2	1.8	3	0	0	0	1	7	3.3
vs New Mexico	11/26/19		10	0-0	.000	0-0	.000	0-0	.000	0	0	0	1.6	0	0	2	0	0	0	2.9
at NC State	12/04/19		20	2-2	1.000	0-0	.000	1-4	.250	4	4	8	2.4	4	1	1	0	0	5	3.1
Totals		0	114	9-15	.600	4-8	.500	3-8	.375	8	11	19	2.4	16	8	9	1	4	25	3.1

## 12 | TREVOR ANDERSON

Opponent	Date	gs	min	Total		3-Pointers		Free throws		Rebounds				pf	a	t/o	blk	stl	pts	avg
				fg-fga	pct	3fg-fga	pct	ft-fa	pct	off	def	tot	avg							
vs Saint Mary's (CA)	11/05/19		8	0-0	.000	0-0	.000	0-0	.000	0	1	1	1.0	0	0	0	0	0	0	0.0
EASTERN ILL.	11/08/19		14	0-2	.000	0-0	.000	1-2	.500	1	2	3	2.0	0	2	0	0	0	1	0.5
MCNEESE	11/13/19		13	0-0	.000	0-0	.000	0-0	.000	0	2	2	2.0	1	4	0	0	1	0	0.3
MARQUETTE	11/17/19		7	0-0	.000	0-0	.000	2-2	1.000	0	1	1	1.8	2	1	0	0	0	2	0.8
GREEN BAY	11/21/19		9	0-0	.000	0-0	.000	0-0	.000	0	3	3	2.0	0	0	0	0	0	0	0.6
vs Richmond	11/25/19		2	0-1	.000	0-1	.000	0-0	.000	0	0	0	1.7	0	0	1	0	0	0	0.5
vs New Mexico	11/26/19		14	0-0	.000	0-0	.000	2-2	1.000	1	1	2	1.7	1	2	0	0	0	2	0.7
at NC State	12/04/19		9	1-3	.333	1-1	1.000	0-0	.000	0	1	1	1.6	0	0	0	0	0	3	1.0
Totals		0	76	1-6	.167	1-2	.500	5-6	.833	2	11	13	1.6	4	9	1	0	1	8	1.0

## 15 | COURTLAND CUEVAS

Opponent	Date	gs	min	Total		3-Pointers		Free throws		Rebounds				pf	a	t/o	blk	stl	pts	avg
				fg-fga	pct	3fg-fga	pct	ft-fa	pct	off	def	tot	avg							
EASTERN ILL.	11/08/19		1	0-0	.000	0-0	.000	0-0	.000	0	0	0	0.0	0	0	0	0	0	0	0.0
MCNEESE	11/13/19		1	0-1	.000	0-1	.000	0-0	.000	0	0	0	0.0	0	0	0	0	0	0	0.0
Totals		0	2	0-1	.000	0-1	.000	0-0	.000	0	0	0	0.0	0	0	0	0	0	0	0.0

## 20 | SAMAD QAWI

Opponent	Date	gs	min	Total		3-Pointers		Free throws		Rebounds				pf	a	t/o	blk	stl	pts	avg
				fg-fga	pct	3fg-fga	pct	ft-fa	pct	off	def	tot	avg							
EASTERN ILL.	11/08/19		1	0-0	.000	0-0	.000	0-0	.000	0	0	0	0.0	0	0	0	0	0	0	0.0
MCNEESE	11/13/19		1	0-0	.000	0-0	.000	0-0	.000	0	0	0	0.0	0	0	1	0	0	0	0.0
MARQUETTE	11/17/19		1	0-0	.000	0-0	.000	0-0	.000	0	0	0	0.0	0	0	0	0	0	0	0.0
Totals		0	3	0-0	.000	0-0	.000	0-0	.000	0	0	0	0.0	0	0	1	0	0	0	0.0

## 23 | KOBE KING

Opponent	Date	gs	min	Total		3-Pointers		Free throws		Rebounds				pf	a	t/o	blk	stl	pts	avg
				fg-fga	pct	3fg-fga	pct	ft-fa	pct	off	def	tot	avg							
vs Saint Mary's (CA)	11/05/19	*	30	1-2	.500	0-0	.000	4-7	.571	0	4	4	4.0	2	1	4	0	0	6	6.0
EASTERN ILL.	11/08/19	*	37	5-12	.417	0-1	.000	8-10	.800	3	3	6	5.0	0	0	0	1	3	18	12.0
MARQUETTE	11/17/19	*	32	3-8	.375	1-2	.500	3-4	.750	1	2	3	4.3	1	4	1	0	1	10	11.3
GREEN BAY	11/21/19	*	30	4-8	.500	2-3	.667	2-2	1.000	1	1	2	3.8	1	4	2	0	1	12	11.5
vs Richmond	11/25/19	*	26	3-7	.429	1-4	.250	3-4	.750	2	2	4	3.8	2	0	3	1	0	10	11.2
vs New Mexico	11/26/19	*	27	3-9	.333	0-3	.000	0-0	.000	2	3	5	4.0	1	0	0	0	1	6	10.3
at NC State	12/04/19	*	31	4-11	.364	0-1	.000	3-5	.600	1	3	4	4.0	1	0	2	0	0	11	10.4
Totals		7	213	23-57	.404	4-14	.286	23-32	.719	10	18	28	4.0	8	9	12	2	6	73	10.4



# INDIVIDUAL GAME-BY-GAME STATISTICS

## 31 | MICHAEL BALLARD

Opponent	Date	gs	min	Total		3-Pointers		Free throws		Rebounds				pf	a	t/o	blk	stl	pts	avg
				fg-fga	pct	3fg-fga	pct	ft-fa	pct	off	def	tot	avg							
EASTERN ILL.	11/08/19		1	0-0	.000	0-0	.000	0-0	.000	0	0	0	0.0	0	0	0	0	0	0	0.0
MCNEESE	11/13/19		1	0-0	.000	0-0	.000	0-0	.000	0	1	1	0.5	0	0	0	0	0	0	0.0
MARQUETTE	11/17/19		1	0-0	.000	0-0	.000	0-0	.000	0	0	0	0.3	0	0	0	0	0	0	0.0
Totals		0	3	0-0	.000	0-0	.000	0-0	.000	0	1	1	0.3	0	0	0	0	0	0	0.0

## 32 | JOE HEDSTROM

Opponent	Date	gs	min	Total		3-Pointers		Free throws		Rebounds				pf	a	t/o	blk	stl	pts	avg
				fg-fga	pct	3fg-fga	pct	ft-fa	pct	off	def	tot	avg							
vs Saint Mary's (CA)	11/05/19		1	0-0	.000	0-0	.000	0-0	.000	0	0	0	0.0	0	0	0	0	0	0	0.0
EASTERN ILL.	11/08/19		3	0-1	.000	0-0	.000	0-0	.000	0	0	0	0.0	0	0	0	0	0	0	0.0
MCNEESE	11/13/19		5	0-0	.000	0-0	.000	0-0	.000	0	1	1	0.3	2	0	1	0	0	0	0.0
MARQUETTE	11/17/19		1	0-0	.000	0-0	.000	0-0	.000	0	0	0	0.3	0	0	0	0	0	0	0.0
GREEN BAY	11/21/19		1	1-1	1.000	0-0	.000	0-0	.000	1	0	1	0.4	0	0	0	0	0	2	0.4
Totals		0	11	1-2	.500	0-0	.000	0-0	.000	1	1	2	0.4	2	0	1	0	0	2	0.4

## 34 | BRAD DAVISON

Opponent	Date	gs	min	Total		3-Pointers		Free throws		Rebounds				pf	a	t/o	blk	stl	pts	avg
				fg-fga	pct	3fg-fga	pct	ft-fa	pct	off	def	tot	avg							
vs Saint Mary's (CA)	11/05/19	*	38	6-13	.462	1-4	.250	3-4	.750	1	3	4	4.0	4	0	1	0	0	16	16.0
EASTERN ILL.	11/08/19	*	30	3-6	.500	0-2	.000	2-2	1.000	2	1	3	3.5	1	4	2	0	1	8	12.0
MCNEESE	11/13/19	*	33	7-8	.875	3-4	.750	7-7	1.000	0	3	3	3.3	0	2	3	0	4	24	16.0
MARQUETTE	11/17/19	*	34	6-13	.462	1-3	.333	2-2	1.000	0	3	3	3.3	3	2	0	0	1	15	15.8
GREEN BAY	11/21/19	*	24	4-8	.500	3-6	.500	4-4	1.000	0	5	5	3.6	2	3	1	0	1	15	15.6
vs Richmond	11/25/19	*	30	2-6	.333	1-4	.250	0-0	.000	1	4	5	3.8	3	0	4	0	2	5	13.8
vs New Mexico	11/26/19	*	36	0-9	.000	0-6	.000	2-2	1.000	1	5	6	4.1	4	0	1	0	1	2	12.1
at NC State	12/04/19	*	27	1-5	.200	1-4	.250	0-0	.000	1	2	3	4.0	0	2	0	0	0	3	11.0
Totals		8	252	29-68	.426	10-33	.303	20-21	.952	6	26	32	4.0	17	13	12	0	10	88	11.0

## 35 | NATE REUVERS

Opponent	Date	gs	min	Total		3-Pointers		Free throws		Rebounds				pf	a	t/o	blk	stl	pts	avg
				fg-fga	pct	3fg-fga	pct	ft-fa	pct	off	def	tot	avg							
vs Saint Mary's (CA)	11/05/19	*	41	8-18	.444	1-4	.250	5-7	.714	2	4	6	6.0	2	0	3	4	0	22	22.0
EASTERN ILL.	11/08/19	*	33	4-8	.500	1-2	.500	5-5	1.000	3	11	14	10.0	2	0	3	9	0	14	18.0
MCNEESE	11/13/19	*	21	4-9	.444	0-2	.000	2-3	.667	2	2	4	8.0	4	2	1	1	1	10	15.3
MARQUETTE	11/17/19	*	31	2-9	.222	2-4	.500	4-4	1.000	0	1	1	6.3	3	1	3	1	1	10	14.0
GREEN BAY	11/21/19	*	20	8-12	.667	2-5	.400	1-2	.500	2	1	3	5.6	4	2	5	1	0	19	15.0
vs Richmond	11/25/19	*	37	6-14	.429	1-4	.250	4-4	1.000	2	5	7	5.8	3	1	1	1	2	17	15.3
vs New Mexico	11/26/19	*	30	7-9	.778	0-1	.000	2-4	.500	1	4	5	5.7	5	0	5	1	0	16	15.4
at NC State	12/04/19	*	27	5-14	.357	0-4	.000	1-2	.500	1	2	3	5.4	3	0	3	3	0	11	14.9
Totals		8	240	44-93	.473	7-26	.269	24-31	.774	13	30	43	5.4	26	6	24	21	4	119	14.9

# INDIVIDUAL CAREER STATISTICS

Updated Through December 4, 2019

## Anderson, Trevor

Season	gp-gs	min/avg	Total		3-Point		F-Throws		Rebounds				pf	fo	ast	to	blk	stl	Scoring	
			fg-fga	pct	fg-fga	pct	ft-fa	pct	off	def	tot	avg							pts	avg
2016-17*	20-20	570/28.5	58-145	.400	35-93	.376	45-56	.804	11	46	57	2.9	32	0	53	37	1	15	196	9.8
2018-19	8-0	55/6.9	6-10	.600	1-1	1.000	0-0	.000	1	8	9	1.1	3	0	3	1	0	0	13	1.6
2019-20	8-0	76/9.5	1-6	.167	1-2	.500	5-6	.833	2	11	13	1.6	4	0	9	1	0	1	8	1.0
TOTAL	16-0	131/8.2	7-16	.438	2-3	.667	5-6	.833	3	19	22	1.4	7	0	12	2	0	1	21	1.3
All*	36-20	701/19.5	65-161	.404	37-96	.385	50-62	.806	14	65	79	2.2	39	0	65	39	1	16	217	6.0

\* Statistics from prior team/school

## Ballard, Michael

Season	gp-gs	min/avg	Total		3-Point		F-Throws		Rebounds				pf	fo	ast	to	blk	stl	Scoring	
			fg-fga	pct	fg-fga	pct	ft-fa	pct	off	def	tot	avg							pts	avg
2017-18	1-0	1/1.0	0-0	.000	0-0	.000	0-0	.000	0	0	0	0.0	0	0	0	0	0	0	0	0.0
2018-19	9-0	17/1.9	0-4	.000	0-3	.000	2-2	1.000	2	1	3	0.3	2	0	0	0	0	0	2	0.2
2019-20	3-0	3/1.0	0-0	.000	0-0	.000	0-0	.000	0	1	1	0.3	0	0	0	0	0	0	0	0.0
TOTAL	13-0	21/1.6	0-4	.000	0-3	.000	2-2	1.000	2	2	4	0.3	2	0	0	0	0	0	2	0.2

## Cuevas, Courtland

Season	gp-gs	min/avg	Total		3-Point		F-Throws		Rebounds				pf	fo	ast	to	blk	stl	Scoring	
			fg-fga	pct	fg-fga	pct	ft-fa	pct	off	def	tot	avg							pts	avg
2019-20	2-0	2/1.0	0-1	.000	0-1	.000	0-0	.000	0	0	0	0.0	0	0	0	0	0	0	0	0.0
TOTAL	2-0	2/1.0	0-1	.000	0-1	.000	0-0	.000	0	0	0	0.0	0	0	0	0	0	0	0	0.0

## Davison, Brad

Season	gp-gs	min/avg	Total		3-Point		F-Throws		Rebounds				pf	fo	ast	to	blk	stl	Scoring	
			fg-fga	pct	fg-fga	pct	ft-fa	pct	off	def	tot	avg							pts	avg
2017-18	33-29	1028/31.2	124-306	.405	60-169	.355	90-110	.818	10	66	76	2.3	109	3	83	59	1	40	398	12.1
2018-19	34-34	1096/32.2	115-299	.385	52-149	.349	76-94	.809	10	101	111	3.3	79	2	62	34	2	36	358	10.5
2019-20	8-8	252/31.5	29-68	.426	10-33	.303	20-21	.952	6	26	32	4.0	17	0	13	12	0	10	88	11.0
TOTAL	75-71	2376/31.7	268-673	.398	122-351	.348	186-225	.827	26	193	219	2.9	205	5	158	105	3	86	844	11.3

## Ford, Aleem

Season	gp-gs	min/avg	Total		3-Point		F-Throws		Rebounds				pf	fo	ast	to	blk	stl	Scoring	
			fg-fga	pct	fg-fga	pct	ft-fa	pct	off	def	tot	avg							pts	avg
2017-18	33-20	805/24.4	60-150	.400	45-110	.409	27-33	.818	20	71	91	2.8	64	1	30	25	6	11	192	5.8
2018-19	31-0	429/13.8	35-103	.340	23-80	.288	4-4	1.000	11	48	59	1.9	44	0	11	16	4	8	97	3.1
2019-20	8-8	216/27.0	30-73	.411	8-33	.242	13-19	.684	15	25	40	5.0	20	1	9	15	4	5	81	10.1
TOTAL	72-28	1450/20.1	125-326	.383	76-223	.341	44-56	.786	46	144	190	2.6	128	2	50	56	14	24	370	5.1

## Hedstrom, Joe

Season	gp-gs	min/avg	Total		3-Point		F-Throws		Rebounds				pf	fo	ast	to	blk	stl	Scoring	
			fg-fga	pct	fg-fga	pct	ft-fa	pct	off	def	tot	avg							pts	avg
2019-20	5-0	11/2.2	1-2	.500	0-0	.000	0-0	.000	1	1	2	0.4	2	0	0	1	0	0	2	0.4
TOTAL	5-0	11/2.2	1-2	.500	0-0	.000	0-0	.000	1	1	2	0.4	2	0	0	1	0	0	2	0.4

## Higginbottom, Carter

Season	gp-gs	min/avg	Total		3-Point		F-Throws		Rebounds				pf	fo	ast	to	blk	stl	Scoring	
			fg-fga	pct	fg-fga	pct	ft-fa	pct	off	def	tot	avg							pts	avg
2019-20	2-0	2/1.0	0-0	.000	0-0	.000	0-0	.000	0	0	0	0.0	0	0	0	1	0	0	0	0.0
TOTAL	2-0	2/1.0	0-0	.000	0-0	.000	0-0	.000	0	0	0	0.0	0	0	0	1	0	0	0	0.0

# INDIVIDUAL CAREER STATISTICS

Updated Through December 4, 2019

## King, Kobe

Season	gp-gs	min/avg	Total		3-Point		F-Throws		Rebounds				pf	fo	ast	to	blk	stl	Scoring	
			fg-fga	pct	fg-fga	pct	ft-fa	pct	off	def	tot	avg							pts	avg
2017-18	10-0	190/19.0	21-46	.457	7-21	.333	3-3	1.000	8	6	14	1.4	10	0	6	3	2	2	52	5.2
2018-19	34-1	646/19.0	55-123	.447	15-49	.306	19-29	.655	20	53	73	2.1	27	0	17	17	3	9	144	4.2
2019-20	7-7	213/30.4	23-57	.404	4-14	.286	23-32	.719	10	18	28	4.0	8	0	9	12	2	6	73	10.4
TOTAL	51-8	1049/20.6	99-226	.438	26-84	.310	45-64	.703	38	77	115	2.3	45	0	32	32	7	17	269	5.3

## McGrory, Walt

Season	gp-gs	min/avg	Total		3-Point		F-Throws		Rebounds				pf	fo	ast	to	blk	stl	Scoring	
			fg-fga	pct	fg-fga	pct	ft-fa	pct	off	def	tot	avg							pts	avg
2017-18	9-0	72/8.0	0-5	.000	0-3	.000	5-7	.714	0	8	8	0.9	5	0	4	7	0	4	5	0.6
2018-19	13-0	31/2.4	2-5	.400	2-4	.500	0-0	.000	0	2	2	0.2	2	0	1	2	0	0	6	0.5
2019-20	3-0	34/11.3	4-8	.500	1-4	.250	2-2	1.000	0	5	5	1.7	3	0	3	1	0	0	11	3.7
TOTAL	25-0	137/5.5	6-18	.333	3-11	.273	7-9	.778	0	15	15	0.6	10	0	8	10	0	4	22	0.9

## Pritzl, Brevin

Season	gp-gs	min/avg	Total		3-Point		F-Throws		Rebounds				pf	fo	ast	to	blk	stl	Scoring	
			fg-fga	pct	fg-fga	pct	ft-fa	pct	off	def	tot	avg							pts	avg
2015-16	1-0	4/4.0	0-0	.000	0-0	.000	0-0	.000	0	0	0	0.0	0	0	0	1	0	0	0	0.0
2016-17	24-0	195/8.1	13-38	.342	5-21	.238	14-19	.737	14	12	26	1.1	18	0	2	5	0	7	45	1.9
2017-18	32-21	938/29.3	93-234	.397	53-149	.356	47-55	.855	30	92	122	3.8	56	1	33	17	7	26	286	8.9
2018-19	34-0	668/19.6	50-108	.463	32-78	.410	30-36	.833	15	68	83	2.4	36	0	17	10	3	10	162	4.8
2019-20	8-1	197/24.6	19-47	.404	10-31	.323	10-12	.833	14	28	42	5.3	15	0	6	6	2	2	58	7.3
TOTAL	99-22	2002/20.2	175-427	.410	100-279	.358	101-122	.828	73	200	273	2.8	125	1	58	39	12	45	551	5.6

## Qawi, Samad

Season	gp-gs	min/avg	Total		3-Point		F-Throws		Rebounds				pf	fo	ast	to	blk	stl	Scoring	
			fg-fga	pct	fg-fga	pct	ft-fa	pct	off	def	tot	avg							pts	avg
2019-20	3-0	3/1.0	0-0	.000	0-0	.000	0-0	.000	0	0	0	0.0	0	0	0	1	0	0	0	0.0
TOTAL	3-0	3/1.0	0-0	.000	0-0	.000	0-0	.000	0	0	0	0.0	0	0	0	1	0	0	0	0.0

## Reuvers, Nate

Season	gp-gs	min/avg	Total		3-Point		F-Throws		Rebounds				pf	fo	ast	to	blk	stl	Scoring	
			fg-fga	pct	fg-fga	pct	ft-fa	pct	off	def	tot	avg							pts	avg
2017-18	28-15	466/16.6	58-152	.382	12-47	.255	20-24	.833	19	36	55	2.0	67	0	22	29	26	7	148	5.3
2018-19	34-34	779/22.9	105-234	.449	32-84	.381	26-41	.634	42	91	133	3.9	81	1	34	32	60	10	268	7.9
2019-20	8-8	240/30.0	44-93	.473	7-26	.269	24-31	.774	13	30	43	5.4	26	1	6	24	21	4	119	14.9
TOTAL	70-57	1485/21.2	207-479	.432	51-157	.325	70-96	.729	74	157	231	3.3	174	2	62	85	107	21	535	7.6

## Trice, D'Mitrik

Season	gp-gs	min/avg	Total		3-Point		F-Throws		Rebounds				pf	fo	ast	to	blk	stl	Scoring	
			fg-fga	pct	fg-fga	pct	ft-fa	pct	off	def	tot	avg							pts	avg
2016-17	37-2	677/18.3	70-184	.380	38-91	.418	30-38	.789	7	62	69	1.9	51	0	63	37	3	20	208	5.6
2017-18	10-10	315/31.5	35-92	.380	12-40	.300	12-17	.706	2	18	20	2.0	13	0	23	13	1	6	94	9.4
2018-19	34-34	1107/32.6	133-346	.384	76-195	.390	51-68	.750	6	88	94	2.8	65	1	90	45	1	30	393	11.6
2019-20	8-8	262/32.8	24-69	.348	13-43	.302	6-6	1.000	2	36	38	4.8	6	0	26	10	0	8	67	8.4
TOTAL	89-54	2361/26.5	262-691	.379	139-369	.377	99-129	.767	17	204	221	2.5	135	1	202	105	5	64	762	8.6

## Wahl, Tyler

Season	gp-gs	min/avg	Total		3-Point		F-Throws		Rebounds				pf	fo	ast	to	blk	stl	Scoring	
			fg-fga	pct	fg-fga	pct	ft-fa	pct	off	def	tot	avg							pts	avg
2019-20	8-0	114/14.3	9-15	.600	4-8	.500	3-8	.375	8	11	19	2.4	16	0	8	9	1	4	25	3.1
TOTAL	8-0	114/14.3	9-15	.600	4-8	.500	3-8	.375	8	11	19	2.4	16	0	8	9	1	4	25	3.1

# TEAM SUPERLATIVES

## WISCONSIN

	HIGH	LOW
• Points	88 GREEN BAY (11/22/19)	50 vs. New Mexico (11/26/19)
• First-Half Points	51 GREEN BAY (11/22/19)	20 vs. New Mexico (11/26/19)
• Second-Half Points	46 McNEESE STATE (11/13/19)	23 vs. Richmond (11/25/19)
• Field Goals Made	32 GREEN BAY (11/22/19)	17 vs. Richmond (11/25/19)
• Field Goal Attempts	62 GREEN BAY (11/22/19)	50 vs. Richmond (11/25/19)
• Field Goal Percentage	.527 (29-55) McNEESE STATE (11/13/19)	.340 2x; MR vs. New Mexico (11/26/19)
• 3-Point Field Goals Made	15 GREEN BAY (11/22/19)	2 vs. New Mexico (11/26/19)
• 3-Point Field Goal Attempts	31 GREEN BAY (11/22/19)	18 EASTERN ILLINOIS (11/8/19)
• 3-Point Field Goal Pct. (min. 10 att.)	.484 (15-31) GREEN BAY (11/22/19)	.007 (2-26) vs. New Mexico (11/26/19)
• Free Throws Made	20 EASTERN ILLINOIS (11/8/19)	7 at NC State (12/4/19)
• Free Throw Attempts	24 EASTERN ILLINOIS (11/8/19)	10 GREEN BAY (11/22/19)
• Free Throw Pct. (min. 12 att.)	.900 MARQUETTE (11/17/19)	.467 (7-15) at NC State (12/4/19)
• Offensive Rebounds	14 at NC State (12/4/19)	7 2x; MR McNEESE STATE (11/13/19)
• Defensive Rebounds	30 2x; MR GREEN BAY (11/22/19)	21 2x; MR McNEESE STATE (11/13/19)
• Total Rebounds	42 EASTERN ILLINOIS (11/8/19)	28 2x; MR McNEESE STATE (11/13/19)
• Assists	24 GREEN BAY (11/22/19)	6 vs. New Mexico (11/26/19)
• Blocked Shots	12 EASTERN ILLINOIS (11/8/19)	1 2x; MR vs. New Mexico (11/26/19)
• Steals	10 McNEESE STATE (11/13/19)	1 vs. Saint Mary's (11/5/19)
• Turnovers	15 vs. Richmond (11/25/19)	9 2x; MR at NC State (12/4/19)
• Fouls	19 MARQUETTE (11/17/19)	11 at NC State (12/4/19)

## OPPONENTS

	HIGH	LOW
• Points	70 GREEN BAY (11/22/19)	52 EASTERN ILLINOIS (11/8/19)
• First-Half Points	34 McNEESE STATE (11/13/19)	27 EASTERN ILLINOIS (11/8/19)
• Second-Half Points	41 GREEN BAY (11/22/19)	24 vs. Saint Mary's (11/5/19)
• Field Goals Made	29 GREEN BAY (11/22/19)	19 MARQUETTE (11/17/19)
• Field Goal Attempts	63 EASTERN ILLINOIS (11/8/19)	45 McNEESE STATE (11/13/19)
• Field Goal Percentage	.482 (27-56) at NC State (12/4/19)	.333 (21-63) EASTERN ILLINOIS (11/8/19)
• 3-Point Field Goals Made	9 MARQUETTE (11/17/19)	3 vs. New Mexico (11/26/19)
• 3-Point Field Goal Attempts	21 McNEESE STATE (11/13/19)	13 vs. New Mexico (11/26/19)
• 3-Point Field Goal Pct. (min. 10 att.)	.474 (9-19) vs. Saint Mary's (11/5/19)	.200 (4-20) GREEN BAY (11/22/19)
• Free Throws Made	14 MARQUETTE (11/17/19)	3 EASTERN ILLINOIS (11/8/19)
• Free Throw Attempts	17 2x; MARQUETTE (11/17/19)	6 vs. Richmond (11/25/19)
• Free Throw Pct. (min. 10 att.)	.824 (14-17) MARQUETTE (11/17/19)	.692 (9-13) vs. Saint Mary's (11/5/19)
• Offensive Rebounds	13 vs. Saint Mary's (11/5/19)	3 GREEN BAY (11/22/19)
• Defensive Rebounds	27 vs. Richmond (11/25/19)	19 McNEESE STATE (11/13/19)
• Total Rebounds	36 vs. Saint Mary's (11/5/19)	24 McNEESE STATE (11/13/19)
• Assists	16 GREEN BAY (11/22/19)	6 at NC State (12/4/19)
• Blocked Shots	6 at NC State (12/4/19)	1 vs. New Mexico (11/26/19)
• Steals	8 GREEN BAY (11/22/19)	2 MARQUETTE (11/17/19)
• Turnovers	18 McNEESE STATE (11/13/19)	6 at NC State (12/4/19)
• Fouls	22 EASTERN ILLINOIS (11/8/19)	10 at NC State (12/4/19)

## MISCELLANEOUS

	HIGH	SECOND-HIGHEST
• UW's Largest Deficit Overcome in Win	8 (10-2, 15:39 1H) McNEESE STATE (11/13/19)	3 (0-3, 18:34 1H) MARQUETTE (11/17/19)
• UW's Largest Deficit Overcome in Win (2nd Half/OT)	--	
• UW's Largest Lead Surrendered in Loss	8 (17-9, 7:38 1H) vs. Saint Mary's (11/5/19)	2 (2x); MR (13-11, 9:07 1H) vs. New Mexico (11/26/19)
• UW's Largest Lead Surrendered in Loss (2nd Half/OT)	3 (63-60, 2:07 OT) vs. Saint Mary's (11/5/19)	2 (47-45, 9:56 2H) vs. Richmond (11/25/19)
• UW's Largest Halftime Lead	22 GREEN BAY (11/22/19)	7 EASTERN ILLINOIS (11/8/19)
• UW's Largest Halftime Deficit	9 vs. New Mexico (11/26/19)	6 vs. Saint Mary's (11/5/19)
• UW's Largest Lead	26 (83-57, 2:27 2H) McNEESE STATE (11/13/19)	25 (54-29, 19:48 2H) GREEN BAY (11/22/19)
• UW's Largest Deficit	16 (69-53, 2:48 2H) at NC State (12/4/19)	11 (27-16, 0:57 1H) vs. New Mexico (11/26/19)

# INDIVIDUAL SUPERLATIVES

## WISCONSIN

## HIGH

## SECOND-HIGHEST

• Points	24	Brad Davison (McNEESE STATE - 11/13/19)	22	Nate Reuvers (vs. Saint Mary's - 11/5/19)
• Field Goals Made	8	2x; MR Nate Reuvers (GREEN BAY - 11/21/19)	7	2x; MR Nate Reuvers (vs. New Mexico - 11/26/19)
• Field Goal Attempts	18	Nate Reuvers (vs. Saint Mary's - 11/5/19)	14	Nate Reuvers (vs. Richmond - 11/25/19)
• Field Goal Pct. (min. 5 made)	.875 (7-8)	Brad Davison (McNEESE STATE - 11/13/19)	.778 (7-9)	Nate Reuvers (vs. New Mexico - 11/26/19)
• 3-Point Field Goals Made	3	4x; MR Davison & Trice (GREEN BAY - 11/21/19)	2	7x; MR Tyler Wahl (vs. Richmond - 11/25/19)
• 3-Point Field Goal Attempts	8	D'Mitrik Trice (at NC State - 12/4/19)	7	2x; MR D'Mitrik Trice (vs. New Mexico - 11/26/19)
• 3-Point FG Pct. (min. 3 made)	.750 (3-4)	2x; MR Brevin Pritzl (MARQUETTE - 11/17/19)	.600 (3-5)	D'Mitrik Trice (GREEN BAY - 11/21/19)
• Free Throws Made	8	Kobe King (EASTERN ILLINOIS - 11/8/19)	7	Brad Davison (McNEESE STATE - 11/13/19)
• Free Throw Attempts	10	Kobe King (EASTERN ILLINOIS - 11/8/19)	7	3x; MR Brad Davison (McNEESE STATE - 11/13/19)
• Free Throw Pct. (min. 7 made)	1.000 (7-7)	Brad Davison (McNEESE STATE - 11/13/19)	.800 (8-10)	Kobe King (EASTERN ILLINOIS - 11/8/19)
• Offensive Rebounds	6	Brevin Pritzl (MARQUETTE - 11/17/19)	5	Aleem Ford (vs. New Mexico - 11/26/19)
• Total Rebounds	14	Nate Reuvers (EASTERN ILLINOIS - 11/8/19)	13	Brevin Pritzl (MARQUETTE - 11/17/19)
• Assists	7	D'Mitrik Trice (GREEN BAY - 11/21/19)	5	D'Mitrik Trice (vs. Richmond - 11/25/19)
• Blocked Shots	9	Nate Reuvers (EASTERN ILLINOIS - 11/8/19)	4	Nate Reuvers (vs. Saint Mary's - 11/5/19)
• Steals	4	Brad Davison (McNEESE STATE - 11/13/19)	3	2x; MR D'Mitrik Trice (MARQUETTE - 11/17/19)
• Turnovers	5	2x; MR Nate Reuvers (vs. New Mexico - 11/26/19)	4	3x; MR Aleem Ford (vs. New Mexico - 11/26/19)
• Fouls	5	2x; MR Nate Reuvers (vs. New Mexico - 11/26/19)	4	6x; MR Tyler Wahl (at NC State - 12/4/19)

## OPPONENTS

## HIGH

## SECOND-HIGHEST

• Points	26	Jordan Ford (vs. Saint Mary's - 11/5/19)	23	Jericole Hellems (at NC State - 12/4/19)
• Field Goals Made	11	Jordan Ford (vs. Saint Mary's - 11/5/19)	8	3x; MR Jericole Hellems (at NC State - 12/4/19)
• Field Goal Attempts	24	Jordan Ford (vs. Saint Mary's - 11/5/19)	21	Markus Howard (MARQUETTE - 11/17/19)
• Field Goal Pct. (min. 5 made)	.800 (8-10)	Amari Davis (GREEN BAY - 11/21/19)	.667 (6-9)	Shamarkus Kennedy (McNEESE STATE - 11/13/19)
• 3-Point Field Goals Made	4	3x; MR Jericole Hellems (at NC State - 12/4/19)	3	2x; MR Blake Francis (vs. Richmond - 11/25/19)
• 3-Point Field Goal Attempts	9	Blake Francis (vs. Richmond - 11/25/19)	8	Jordan Ford (vs. Saint Mary's - 11/5/19)
• 3-Point FG Pct. (min. 3 made)	1.000 (4-4)	Koby McEwen (MARQUETTE - 11/17/19)	.666 (4-6)	Jericole Hellems (at NC State - 12/4/19)
• Free Throws Made	8	Shamarkus Kennedy (McNEESE STATE - 11/13/19)	5	Koby McEwen (MARQUETTE - 11/17/19)
• Free Throw Attempts	10	Shamarkus Kennedy (McNEESE STATE - 11/13/19)	6	George Dixon (EASTERN ILLINOIS - 11/8/19)
• Free Throw Pct. (min. 5 made)	1.000 (5-5)	Koby McEwen (MARQUETTE - 11/17/19)	.800 (8-10)	Shamarkus Kennedy (McNEESE STATE - 11/13/19)
• Offensive Rebounds	5	George Dixon (EASTERN ILLINOIS - 11/8/19)	3	3x; MR Corey Manigault (vs. New Mexico - 11/26/19)
• Total Rebounds	12	Grant Golden (vs. Richmond - 11/25/19)	10	Matthias Tass (vs. Saint Mary's - 11/5/19)
• Assists	6	2x; MR Blake Francis (vs. Richmond - 11/25/19)	5	Jacob Gilyard (vs. Richmond - 11/25/19)
• Blocked Shots	3	Manny Bates (at NC State - 12/4/19)	2	2x; MR Josh McNair (GREEN BAY - 11/21/19)
• Steals	3	2x; MR JayQuan McCloud (GREEN BAY - 11/21/19)	2	4x; MR Markell Johnson (at NC State - 12/4/19)
• Turnovers	6	A.J. Lawson (McNEESE STATE - 11/13/19)	4	4x; MR JJ Caldwell (vs. New Mexico - 11/26/19)
• Fouls	5	4x; MR JayQuan McCloud (GREEN BAY - 11/21/19)	4	9x; MR Carlton Bragg (vs. New Mexico - 11/26/19)



# THE LAST TIME WISCONSIN...

## Wisconsin Team

**UW ranked No. 1 in AP Top 25:** Feb. 21, 2007  
**UW ranked in AP Top 25:** No. 19 (3/11/19)  
**UW ranked in USA Today Coaches Poll:** No. 19 (3/11/19)  
**Played AP No. 1-ranked opponent:** Win vs. Villanova, 65-62, (3/18/17)  
**Defeated AP No. 1-ranked opponent:** Villanova, 65-62, (3/18/17)  
**Played AP No. 2-ranked opponent:** Win vs. Michigan, 64-54, (1/19/19)  
**Defeated opponent ranked 3-10 by AP:** No. 6 Purdue, 57-53, (2/15/18)  
**Defeated opponent ranked 11-25 by AP:** No. 21 Maryland, 69-61 (2/1/19)  
**Defeated AP Top 25 opponent on the road:** No. 14 Iowa, 72-66 (11/30/18)

## Scoring

**Scored 20 or more points:** 24, Brad Davison vs. McNeese State (11/13/19)  
**Scored 30 or more points:** 31, Ethan Happ vs. Purdue (1/11/19)  
**Scored 40 or more points:** 43, Frank Kaminsky vs. North Dakota (11/19/13)  
**Two or more Badgers scored 30 points, same game:** Joe Franklin (31) and Chuck Nagle (30) vs. Purdue (3/2/68) — only other time this happened in school history was Jack Brens (31) and Ken Siebel (31) vs. Utah (12/28/62)  
**Two or more Badgers scored 20 points, same game:** Brad Davison (26), Ethan Happ (20) at Western Kentucky (12/29/18)  
**Three or more Badgers scored 20 points, same game:** Jon Leuer (24), Josh Gasser (21), Jordan Taylor (20), vs. PVAMU (11/14/10)  
**Scored 20 points in one half:** Brad Davison (23 in 2nd) vs. Michigan State (2/25/18)  
**Scored 20 points/two straight games:** D'Mitrik Trice (21 vs. Coppin State, 11/7/18; 22 at Xavier, 11/13/18)  
**Scored 20 points/three straight games:** Ethan Happ (21 vs. Purdue, 2/15/18; 29 vs. Michigan, 2/11/18; 27 at Illinois, 2/8/18)  
**Scored 20 points/four straight games:** Jordan Taylor (28 vs. Indiana, 1/20/11; 22 vs. Illinois, 1/15/11; 21 at Michigan State, 1/11/11; 20 vs. Michigan, 1/5/11)  
**Scored 30 points/two straight games:** Michael Finley (30 at Michigan, 1/29/94; 32 vs. Michigan State, 2/2/94)  
**No Badger scored in double figures:** vs. Marquette (12/8/12)  
**One Badger scored in double figures:** 15, Ethan Happ at Purdue (1/16/18)  
**Four players scored in double figures:** Reuvers (19), Davison (15), Ford (12), King (12), Trice (11), Pritzl (10) vs. Green Bay (11/21/19)  
**Five players scored in double figures:** Reuvers (19), Davison (15), Ford (12), King (12), Trice (11), Pritzl (10) vs. Green Bay (11/21/19)  
**Six players scored in double figures:** Reuvers (19), Davison (15), Ford (12), King (12), Trice (11), Pritzl (10) vs. Green Bay (11/21/19)  
**UW Scored 70 or more points:** 88 vs. Green Bay (11/21/19)  
**UW Scored 80 or more points:** 88 vs. Green Bay (11/21/19)  
**UW Scored 90 or more points:** 101 vs. Savannah State (12/13/18)  
**UW Scored 100 or more points:** 101 vs. Savannah State (12/13/18)

## Field Goal Shooting

**Shot 90 percent or better (min. 10 att.):** .900 (9-10), Carlton McGee vs. Michigan (2/26/92)  
**UW shot 50 percent or better:** .516, vs. Green Bay (11/21/19)  
**UW shot 60 percent or better:** .603, vs. Houston Baptist (11/17/18)  
**UW shot 70 percent or better:** .744, vs. Army (12/30/79)  
**UW made 30 or more field goals:** 32, vs. Green Bay (11/21/19)  
**UW made 40 or more field goals:** 42, vs. Iowa (3/9/94)  
**UW made 50 or more field goals:** Has not happened  
**UW attempted 60 or more field goals:** 62, vs. Green Bay (11/21/19)  
**UW attempted 70 or more field goals:** 73, vs. Ohio State (1/12/17)  
**UW attempted 80 or more field goals:** 83, vs. Northwestern (1/28/95)  
**UW attempted 100 or more field goals:** 102, vs. South Dakota (12/9/72)

## 3-Point Field Goal Shooting

**Made 5 or more 3-point field goals:** 6, Brad Davison vs. Savannah State (12/13/18)  
**UW shot 40 percent or better (min. 8 att.):** .484, vs. Green Bay (11/21/19)  
**UW shot 50 percent or better (min. 8 att.):** .500, vs. Maryland (2/1/19)  
**UW shot 60 percent or better (min. 8 att.):** .636, vs. Oklahoma (11/22/18)  
**UW shot 70 percent or better (min. 8 att.):** .727, at Indiana (2/25/10)  
**UW shot 80 percent or better (min. 8 att.):** .889, vs. North Dakota St. (12/10/86)  
**UW shot 90 percent or better (min. 8 att.):** .900, at Illinois (1/25/97)  
**UW made 10 or more 3-point field goals:** 15, vs. Green Bay (11/21/19)  
**UW made 15 or more 3-point field goals:** 15, vs. Green Bay (11/21/19)  
**UW attempted 30 or more 3-point field goals:** 31, vs. Green Bay (11/21/19)  
**UW attempted 40 or more 3-point field goals:** 40, vs. Temple (12/3/01)

## Double-Double / Triple-Double

**Had a triple-double:** Ethan Happ (13 pts, 12 reb, 11 ast) vs. Northwestern (1/26/19)  
**Had a double-double (Pts/Ast):** Ethan Happ (10 p, 11 r, 12a) vs. Coppin St. (11/6/18)  
**Had a double-double (Pts/Reb):** Brevin Pritzl (15p, 13r) vs. Marquette (11/17/19)  
**Had a double-double (Ast/Reb):** Ethan Happ (10p, 11r, 12a) vs. Coppin St. (11/6/18)  
**Had a double-double in consecutive games:** Happ & Iverson, Two Straight (3/7 - 3/10)  
**Two with double-double:** Happ (16 p, 14 r) & Iverson (22 p, 14 r) at Ohio State (3/10/19)

## Free Throw Shooting

**Perfect at the FT line (min. 10 att.):** 10-10, Brad Davison vs. Illinois (1/19/18)  
**UW shot 80 percent or better (min. 12 att.):** .900 vs. Marquette (11/17/19)  
**UW shot 90 percent or better (min. 12 att.):** .900, vs. Marquette (11/17/19)  
**UW shot 100 percent (min. 12 att.):** 14-14, at Michigan State (2/16/12)  
**UW made 20 or more free throws:** 20, vs. Eastern Illinois (11/8/19)  
**UW made 30 or more free throws:** 30, vs. Minnesota (2/13/14)  
**UW made 40 or more free throws:** 40, vs. Minnesota (1/12/53)  
**UW attempted 30 or more free throws:** 31, vs. Nebraska (1/29/18)  
**UW attempted 40 or more free throws:** 42, at Illinois (2/3/13)  
**UW attempted 50 or more free throws:** 50, at Indiana (2/12/62)  
**UW attempted 60 or more free throws:** 61, at Michigan (2/21/53)

## Rebounds

**Had 10+ rebounds:** Brevin Pritzl (13) vs. Marquette (11/17/19)  
**Had 15+ rebounds:** 15, Ethan Happ vs. Virginia (11/23/18)  
**Had 20+ rebounds:** 25, Joe Chrmelich vs. St. Mary's (12/2/76)  
**Had 30+ rebounds:** 30, Paul Morrow vs. Purdue (1/3/53)  
**Had 10+ reb. in consecutive games:** Happ & Iverson, Two Straight (3/7 - 3/10)  
**UW had 40+ rebounds:** 42, vs. Eastern Illinois (11/8/19)  
**UW had 50+ rebounds:** 53, vs. Florida A&M (12/23/16)

## Assists

**Had 10 or more assists:** 11, Ethan Happ vs. Northwestern (1/26/19)  
**Had 15 or more assists:** Has not happened  
**UW had 20 or more assists:** 24, vs. Green Bay (11/21/19)  
**UW had 30 or more assists:** 30, vs. Iowa (3/9/94)

## Blocked Shots

**Had 5 or more blocked shots:** 9, Nate Reuvers vs. Eastern Illinois (11/8/19)  
**Had 10 or more blocked shots:** Has not happened  
**UW had 10 or more blocked shots:** 12, vs. Eastern Illinois (11/8/19)  
**UW had 15 or more blocked shots:** Has not happened

## Steals

**Had 5 or more steals:** 5, Ethan Happ vs. Maryland (2/19/17)  
**Had 10 or more steals:** 10, Mike Kelley vs. Texas (12/7/99)  
**UW had 10 or more steals:** 10, vs. McNeese State (11/13/19)  
**UW had 15 or more steals:** 16, (2x) MR vs. California (12/2/12)

## Turnovers

**UW had 1 or fewer turnovers:** 1, vs. Iowa (1/20/15)  
**UW had 5 or fewer turnovers:** 5, vs. Penn State (3/2/19)  
**Opponent committed 15 or more turnovers:** 15, vs. Marquette (11/17/19)  
**Opponent committed 20 or more turnovers:** 22, at Nebraska (2/9/17)

## Overtime

**Won a game in overtime:** at Ohio State (73-67), 3/10/19  
**Lost a game in overtime:** vs. Saint Mary's (65-63), 11/5/19  
**Played a 2-overtime game:** at Indiana (75-73), 2/26/19  
**Played a 3-overtime game:** vs. Indiana (85-86), 2/16/87  
**Played in consecutive OT games:** (3) vs. Iowa (2/6/13), vs. Mich. (2/9/13), at Minn. (2/14/13)

## Miscellaneous

**Hit a buzzer beater:** vs. Xavier, 3/20/16 (Bronson Koenig hits 3PT in corner, UW 66-63)  
**Won after trailing by at least 10 pts in second half:** 12 vs. NC State, 11/27/18 (down 41-29, 19:01 remaining - won 79-75)  
**Won after trailing by at least 15 pts in second half:** 15 vs. Ohio State, 2/12/11 (down 47-32, 13:21 remaining - won 71-67)  
**UW scored 10 straight points or more:** 11-0 (7:44 - 4:54 1H) vs. Green Bay (11/21/19)  
**UW scored 15 straight points or more:** 15-0 (8:56 - 4:01 2H) vs. Eastern Illinois (11/8/19)  
**UW held opp. scoreless 5:00 or longer:** 5:59 (20:00 - 14:01 1H) at Ohio State (3/10/19)  
**UW held opp. scoreless for 8:00 or longer:** 8:38 (12:53 - 4:15 1H) vs. Purdue (2/15/18)