

# WISCONSIN BASKETBALL

24 NCAA TOURNAMENT APPEARANCES ■ 4 FINAL FOURS ■ 18 BIG TEN CHAMPIONSHIPS ■ 21 CONSENSUS ALL-AMERICANS

## WISCONSIN BADGERS

0-0, 0-0 BIG TEN



**Rankings (AP/Coaches):** ---  
**Head Coach:** Greg Gard  
**Record at Wisconsin:** 80-47 (5th)  
**Overall Record:** 80-47 (5th)

VS

## #20 SAINT MARY'S GAELS

0-0, 0-0 WCC



**Rankings (AP/Coaches):** 20/20  
**Head Coach:** Randy Bennett  
**Record at Saint Mary's:** 414-174 (19th)  
**Overall Record:** 414-174 (19th)

TUESDAY, NOV. 5 ■ 8 P.M. (CT) ■ SIOUX FALLS, S.D. ■ SANFORD PENTAGON (3,200) ■ ESPNU

### BADGERS TIP OFF SEASON AGAINST #20 SAINT MARY'S

- The 122nd season of Wisconsin basketball opens Tuesday in Sioux Falls, S.D., where the Badgers will take on No. 20 Saint Mary's at the Sanford Pentagon.
- Wisconsin opens the season against a ranked opponent for the first time since 1995. In 4 seasons, head coach Greg Gard has posted 13 wins over ranked teams, including 6 away from home.
- Saint Mary's returns 88.2% of its scoring from last season (lost 1 starter, 3 players). The Gaels made their 10th NCAA tournament appearance after upsetting No. 1 Gonzaga to win the West Coast Conference tournament title.



**Honorable Mention All-Big Ten honoree D'Mitrik Trice is Wisconsin's returning scoring leader, avg. 11.6 points per game for the Badgers last season.**

### FAST BREAK FACTS

- Wisconsin begins its 122nd season of men's basketball in 2019-20 and the fifth with Greg Gard as the head coach. Gard has led the Badgers to a mark of 80-47 (.630) overall in his first four seasons, the third-highest win percentage in program history.
- The Badgers return 6 of their top 8 scorers from a year ago when they went 23-11 overall and 14-6 in the Big Ten, earning a No. 5 seed in the 2019 NCAA Tournament.
- In total, Wisconsin returns 61.9% (1,443 of 2,333 points) of its scoring from last season, led by returning starters **D'Mitrik Trice** (11.6 ppg), **Brad Davison** (10.5 ppg) and **Nate Reuvers** (7.9 ppg). UW returns 69.7% of its minutes played (4,828 of 6,924).
- In four seasons under head coach **Greg Gard**, Wisconsin has 4 wins over top-five teams, the most in the Big Ten during that span. UW has 7 wins over AP Top 10 teams (7-8, .467).
- Gard has led the Badgers to the NCAA tournament in 3 of his first 4 seasons as head coach, making him one of only 10 active coaches to do so.  
**Gard (Wisconsin)**, Jim Boeheim (Syracuse), Mark Few (Gonzaga), Bob Huggins (West Virginia), Lon Kruger (Oklahoma), Matt Painter (Purdue), Steve Prohm (Iowa State), Bill Self (Kansas), Mike White

(Florida) and Roy Williams (North Carolina).

- Wisconsin is one of just 5 teams to participate in 20 of the last 21 NCAA tournaments, joined by Duke, Kansas, Michigan State & Gonzaga.

The Badgers are one of 3 teams to reach the Sweet 16 in 6 of the last 9 seasons (2011, 2012, 2014, 2015, 2016 and 2017). Kansas and Kentucky are the only other 2 schools to reach 6 of the last 9 seasons.

- Including last season, Wisconsin has won at least 20 games in 15 of the last 17 years, equaling Michigan State for the most 20-win seasons in the Big Ten over that span. UW finished 4th in the Big Ten last season.

- UW players have earned 16 first-team All-Big Ten honors over the last 18 seasons. That is 3 more than any other team in the conference.

- Wisconsin is renowned for its home success, but it has also been quite good on the road recently.

UW is 73-42 (.635) away from home (road and neutral) over the last six seasons. Since 2000-01, UW has tallied 107 true road wins, tops in the Big Ten.

### WISCONSIN'S POTENTIAL STARTERS

No.	Name	Pos.	Yr.	Pts.	Reb.	Ast.	FG%	3FG%	FT%
0	<b>D'MITRIK TRICE</b>	G	Jr.	11.6	2.8	2.6	.384	.390	.750
Honorable Mention All-Big Ten; returning scoring leader from last season (11.6 ppg)									
2	<b>ALEEM FORD</b>	F	R-Jr.	3.1	1.9	0.4	.340	.288	1.000
Missed opening 3 games last season (injury) before returning to court and form as a key reserve									
23	<b>KOBE KING</b>	G	R-So.	4.2	2.1	0.5	.447	.306	.655
After season-ending injury as a freshman, played all 34 games last season (including first career start)									
34	<b>BRAD DAVISON</b>	G	Jr.	10.5	3.3	1.8	.385	.349	.809
Most experienced player with 63 starts in 67 games played; 3rd-leading scorer last season (10.5 ppg)									
35	<b>NATE REUVERS</b>	F	Jr.	7.9	3.9	1.0	.449	.381	.634
Stretch big man tallied 60 blocks last season, 5th-highest single-season total in school history									

\*statistics from 2018-19 season

### 2019-20 SCHEDULE

Nov. 1	<b>UW-LA CROSSE (Ex.)</b>	W, 82-53
Nov. 5	vs. #20 Saint Mary's <sup>^</sup>	8 p.m.
Nov. 8	<b>EASTERN ILLINOIS</b>	7 p.m.
Nov. 13	<b>McNEESE STATE</b>	6 p.m.
Nov. 17	<b>MARQUETTE</b>	Noon
Nov. 21	<b>GREEN BAY</b>	8 p.m.

### LEGENDS CLASSIC - BROOKLYN, NY

Nov. 25	vs. Richmond*	6 p.m.
Nov. 26	vs. Auburn/New Mexico*	4/6:30 p.m.

Dec. 4	at NC State	8:15 p.m.
Dec. 7	<b>INDIANA</b>	TBA
Dec. 11	at Rutgers	6 p.m.
Dec. 21	<b>MILWAUKEE</b>	4 p.m.
Dec. 28	at Tennessee	TBA
Dec. 31	<b>RIDER</b>	6 p.m.
Jan. 3	at #18 Ohio State	6 p.m.
Jan. 8	<b>ILLINOIS</b>	8 p.m.
Jan. 11	at Penn State	TBA
Jan. 14	#7 <b>MARYLAND</b>	8 p.m.
Jan. 17	at #1 Michigan State	6 p.m.
Jan. 21	<b>NEBRASKA</b>	8 p.m.
Jan. 24	at #23 Purdue	6 p.m.
Jan. 27	at Iowa	7:30 p.m.
Feb. 1	#1 <b>MICHIGAN STATE</b>	Noon
Feb. 5	at Minnesota	8 p.m.
Feb. 9	#18 <b>OHIO STATE</b>	Noon
Feb. 15	at Nebraska	1:15 p.m.
Feb. 18	#23 <b>PURDUE</b>	6 p.m.
Feb. 23	<b>RUTGERS</b>	Noon
Feb. 27	at Michigan	6 p.m.
Mar. 1	<b>MINNESOTA</b>	5:30 p.m.
Mar. 4	<b>NORTHWESTERN</b>	8 p.m.
Mar. 7	at Indiana	11 a.m.

### BIG TEN TOURNAMENT - Chicago, Ill.

Mar. 11-15 at Big Ten Tournament

### NCAA TOURNAMENT

Mar. 17-18	First Four
Mar. 19-22	Rounds 1-2
Mar. 26-29	Sweet 16 / Elite 8
April 4-6	Final Four (Atlanta, Ga.)

<sup>^</sup> Sanford Pentagon (Sioux Falls, S.D.)

\* Barclay's Center (Brooklyn, N.Y.)

Home games in **BOLD CAPS**

### FOLLOW THE #BADGERS

#### TV: ESPNU

App: ESPN | Online: [espn.com/watch](http://espn.com/watch)

- Play-by-Play: Jordan Bernfeld
- Analyst: Robbie Hummel

#### RADIO: BADGER SPORTS NETWORK

App: iHeartRadio | Satellite: Sirius 83, XM 83

- Play-by-Play: Matt Lepay
- Analyst: Mike Lucas

#### SOCIAL MEDIA: #ONWISCONSIN

- Twitter: @BadgerMBB
- Instagram: badgermbb
- Facebook: /WisconsinMensBasketball
- YouTube: /WisconsinBadgers

## BASKETBALL COMMUNICATIONS

## GENERAL INFORMATION

- Address: 1440 Monroe Street, Madison, WI 53711
- Website: UWBadgers.com
- Press Box Phone: (608) 262-7766

## BRANDON HARRISON – PRIMARY

- Phone: (608) 279-8653
- Email: bah@athletics.wisc.edu
- Twitter: @BrandonHarrison



## PATRICK HERB – SECONDARY

- Phone: (608) 957-2085
- Email: pah@athletics.wisc.edu
- Twitter: @PatrickHerb



## MEDIA RESOURCES

## CREDENTIAL APPLICATIONS

- www.sportssystem.com/Wisconsin

## BIG TEN MEDIA EMAIL LIST

- office.bigten.org/media

## WISCONSIN BASKETBALL RECORD BOOK

- go.wisc.edu/MBBRecordBook

## WIRELESS INTERNET ACCESS (KOHL CENTER)

- BadgerWiFi (connect and register with email address)

## LIVE STATS - STATBROADCAST (KOHL CENTER)

- Wisconsin.StatBroadcast.com (password: buckybadger)

## OFFICIAL SOCIAL MEDIA CHANNELS

- Twitter: @BadgerMBB
- Instagram: @badgermbb
- Facebook: /WisconsinMensBasketball
- YouTube: /WisconsinBadgers

## RADIO

- Radio Station: WIBA (1310 AM)

## Play-by-Play Announcer: Matt Lepay

Address: P.O. Box 99  
Madison, WI 53701  
Phone: 608-274-5450

## Color Analyst: Mike Lucas

Address: 1440 Monroe St.  
Madison, WI 53711  
Phone: 608-252-6474

**Credentials:** 2019-20 Wisconsin Basketball credentials must be requested online: [www.sportssystem.com/Wisconsin](http://www.sportssystem.com/Wisconsin)

Contact Brandon Harrison with questions (608-279-8653). Approved credentials will be either mailed or made available at the Brand Communications Office or with the parking attendant (white vehicle) at the entrance to Lot 46 on Frances Street, one block north of the Kohl Center

## FOR STARTERS

■ Wisconsin has won 16 of its last 17 season openers dating back to 2001. The lone loss came in a 69-67 setback to Western Illinois in the 2015-16 debut.

■ Last season, the Badgers opened up their season with an 85-63 win over Coppin State.

**D'Mitrik Trice** led UW with a career-high 21 points (5-9 3FGs) and **Brevin Pritzl** finished with 16 points on the night.

■ UW's last 16 season-opening wins have come by an average of 28.5 points per game.

■ The last time the Badgers opened the season against a ranked opponent came in 66-58 loss to No. 3 Villanova in the 1995 Maui Invitational in Dick Bennett's first game as head coach at UW.

## SERIES VS. SAINT MARY'S

■ Tuesday's game will mark the third all-time meeting between Wisconsin and Saint Mary's in a series that dates back to 1974.

■ The series, tied 1-1, includes a pair of games played in Madison, including an 82-76 win for the Badgers in the most recent meeting in 1976.

- This marks the first neutral-site meeting.
- UW holds a 14-6 all-time record against teams from the West Coast Conference.

## NEUTRAL SITE, NO PROBLEM

■ This is the first time that the Badgers will tip off their season at a neutral site since 2013-14, which also took place at the Sanford Pentagon

- In that contest, UW earned an 86-75 win over St. John's at the Sanford Pentagon in Sioux Falls, S.D.
- Five Badgers scored in double figures, led by Josh Gasser with 19 points, while Sam Dekker had 16, Dujie Dukan and Ben Brust added 15 apiece, and Traevon Jackson scored 13.
- UW enjoyed 46.3% FG shooting (47.8% 3FG).
- Wisconsin would open that season 16-0 and later advance to the 2014 Final Four.

■ Wisconsin has come out on top in each of its last 4 neutral-site, season-opening contests:

## NEUTRAL SITE SEASON OPENERS

2013-14	W, 86-75	St. John's	Sioux Falls, S.D.
2005-06	W, 80-51	Norfolk St.	Virgin Islands
1999-00	W, 66-55	Missouri	Syracuse, N.Y.
1996-97	W, 49-46	Memphis	Ottawa, Ontario

## PLAYING THE BEST

■ Tuesday's season opener against #20 Saint Mary's tips off what will be a challenging non-conference schedule for the Badgers this season.

■ Wisconsin's non-conference slate features 3 teams that made the NCAA tournament last season: Saint Mary's, Marquette and Tennessee.

- Could also face Auburn (at the Legends Classic)



## 4 MOORE

On the night of May 25th, our Wisconsin basketball family was forever changed. Assistant coach Howard Moore and his family were involved in a horrific auto accident that claimed the lives of Moore's wife, Jen, and 9-year old daughter, Jaidyn.

■ His 13-year old son, Jerell, survived with minor injuries, while Moore sustained severe burns and later endured a heart attack that has left him facing a long and challenging recovery.

■ Throughout the season, our team will be honoring the Moore family through a simple motto:

## DO MOORE. BE MOORE. 4 MOORE.

■ The number 4 represents the four members of the family. The six words represent far more than a saying, but instead a symbol of strength and an inspiration for how to live our lives.

■ Our game uniforms will feature a "4MOORE" patch, (includes the names of Jen and Jaidyn). Also featuring on shooting shirts & wristbands.

■ An assistance fund has been established with the name "The Howard Moore Family Fund." Text the word "MOORE," to 69050 to donate.

■ UW's non-conference schedule ranks as the 12th-toughest in the nation, according to a system developed by Matt Norlander/CBS Sports.

- The formula's point system takes into consideration games: vs. preseason top-25 KenPom teams (2 points), vs. preseason 26-50 KenPom teams (1), road games (2), neutral-court (1), vs. 2019 NCAA tournament teams (0.5), sub-200 KenPom teams (-1).

## TOUGHEST NON-CON SCHEDULES (CBS SPORTS)














TEAM	PTS	TEAM	PTS
1. Seton Hall	18.5	7. Alabama	15
2. Florida	16.5	Purdue	15
3. Cincinnati	16	9. Michigan State	14.5
Kansas	16	Butler	14.5
North Carolina	16	Tennessee	14.5
6. Davidson	15.5	<b>12. Wisconsin</b>	<b>14</b>

## BEATING THE BEST

■ Since taking over as head coach in Dec. of 2015, Greg Gard has led the Badgers to 13 wins over teams ranked in the AP Top 25. That is tied for the 4th-highest total among Big Ten teams.

■ Of those 13 wins, 6 have come away from home.

## SCHEDULE AHEAD: BADGERS BEGIN NEW SEASON VS. SAINT MARY'S

												
<b>Ex: UW</b> Nov. 1 W, 82-53	<b>v. Saint Mary's</b> Nov. 5 8 p.m. ESPNU	<b>E. ILLINOIS</b> Nov. 8 7 p.m. BTN+	<b>McNEESE ST</b> Nov. 13 6 p.m. BTN	<b>MARQUETTE</b> Nov. 17 Noon FS1	<b>GREEN BAY</b> Nov. 21 8 p.m. BTN	<b>v. Richmond</b> Nov. 25 6 p.m. ESPN/2	<b>v. TBD</b> Nov. 26 TBD	<b>at NC State</b> Dec. 4 8:15 p.m. ESPN2	<b>INDIANA</b> Dec. 7 TBA BTN	<b>at Rutgers</b> Dec. 11 6 p.m. BTN	<b>MILWAUKEE</b> Dec. 21 4 p.m. BTN	<b>at Tennessee</b> Dec. 28 TBA

### CHARTING THE BADGERS

#### CAREER GAMES PLAYED

	Games	Starts	Cons. Starts
Brevin Pritzl	91	21	0
D'Mitrik Trice	81	46	34
Brad Davison	67	63	63
Aleem Ford	64	20	0
Nate Reuvers	62	49	35
Kobe King	44	1	0
Trevor Anderson*	28	20	0
Owen Hamilton**	27	0	0
Walt McGrory	21	0	0
Michael Ballard	10	0	0

\*20 GAMES/STARTS AT GREEN BAY | \*27 GAMES AT NIU

#### DOUBLE-DIGIT POINTS

	Career	'18-19	Cons.
Brad Davison	39 (24-15)	17 (14-3)	0
D'Mitrik Trice	29 (20-9)	18 (13-5)	0
Brevin Pritzl	20 (14-6)	4 (4-0)	0
Nate Reuvers	16 (9-7)	12 (8-4)	0
Aleem Ford	9 (6-3)	3 (3-0)	0
Kobe King	5 (3-2)	4 (3-1)	0

#### 20-POINT SCORING GAMES

	Career	'18-19	Cons.
Brad Davison	5 (2-3)	3 (2-1)	0
D'Mitrik Trice	4 (4-0)	4 (4-0)	0
Brevin Pritzl	1 (1-0)	0	0
Nate Reuvers	1 (1-0)	1 (1-0)	0

#### 30-POINT SCORING GAMES

	Career	'18-19	Cons.
Brad Davison	1 (0-1)	0	0

#### DOUBLE-DIGIT REBOUNDS

	Career	'18-19	Cons.
Brevin Pritzl	1 (1-0)	1 (1-0)	0
Nate Reuvers	1 (1-0)	1 (1-0)	0

#### DOUBLE-DIGIT ASSISTS

	Career	'18-19	Cons.
None Active	--	--	--

#### DOUBLE-DOUBLES

	Career	'18-19	Cons.
Nate Reuvers	1 (1-0)	1 (1-0)	0

#### TRIPLE-DOUBLES

	Career	'18-19	Cons.
None Active	--	--	--

#### 2018-19 LINEUP RECORD

Trice, Davison, Iverson, Reuvers, Happ	22-11
Trice, Davison, King, Reuvers, Happ	1-0

### HOME ON THE ROAD

■ Wisconsin is renowned for its home success, but it has also been quite good on the road recently. UW is 73-42 (.635) away from home (road and neutral) over the last six seasons.

■ Since 2001-02, the Badgers have tallied 107 true road wins, the top mark of any Big Ten team.

■ UW's .535 overall road winning percentage is also the top mark among Big Ten teams

#### BEST ROAD RECORDS (BIG) SINCE 2001-02

1. Wisconsin	107	.535 (107-93)
2. Michigan State	98	.533 (98-86)
3. Ohio State	89	.481 (89-96)

### NCAA TOURNEY REGULARS

■ Wisconsin is 1 of 5 schools to participate in 20 of last 21 NCAA tournaments, joining Kansas, Duke, Michigan State and Gonzaga.

#### NCAA Tournament Appearances (last 21 years, since 1999)

Team	Appearances
Kansas.....	21
Duke.....	21
Michigan State.....	21
Gonzaga.....	21
Wisconsin.....	20

■ That stretch includes a run of 19 consecutive NCAA tournament appearances, which is the 6th-longest stretch in NCAA history.

#### All-Time Longest NCAA Tour. Streaks

# Seasons	Team	Years
30	Kansas	1990-present
27	UNC	1975-2001
24	Duke	1996-present
22	MSU	1998-present
21	Gonzaga	1999-present
19	Wisconsin	1999-2017

■ The Badgers are one of 3 teams to reach the Sweet 16 in 6 of the last 9 seasons, advancing to the tournament's second weekend in 2011, 2012, 2014, 2015, 2016 and 2017. Kansas and Kentucky are the only other 2 schools to reach 6 of the last 9 seasons.

■ UW has won 13 NCAA tournament games since 2014, equaling the most of any Big Ten team and 6th-highest total in the nation. Only Kentucky, UNC, Gonzaga, Villanova and Duke have more.

### WHO'S NEXT AT WISCONSIN?

■ Wisconsin basketball is built on player development and a tradition of having its next star player waiting in the wings.

■ Including Ethan Happ last season, Wisconsin players have earned 16 first-team all-conference honors during the last 18 seasons – no Big Ten team has had more. The Badgers have boasted a first-team All-Big Ten player in 8 of the last 9 seasons.

2019 Ethan Happ	2008 Brian Butch
2018 Ethan Happ	2007 Alando Tucker
2017 Ethan Happ	2006 Alando Tucker
2016 Nigel Hayes	2005 Mike Wilkinson
2015 Frank Kaminsky	2004 Devin Harris
2014 Frank Kaminsky	2003 Kirk Penney
2012 Jordan Taylor	2002 Kirk Penney
2011 Jordan Taylor	Jon Leuer

■ During that same time span, Wisconsin has also produced 76 Academic All-Big Ten honors, a figure that trails only Purdue and Northwestern in the Big Ten over that span.

### LAST TIME OUT

**WISCONSIN 82, UW-LA CROSSE 53 (exhibition)**  
Nov. 1 | Kohl Center | Madison, Wis.

■ Wisconsin unofficially tipped off its season with an 82-53 exhibition win over UW-La Crosse last Friday.

■ The Badgers showcased a well-balanced offensive attack with 5 Badgers scoring in double figures.

■ **Nate Reuvers** - Led all players with 15 points (6-11 FG, 2-3 3FG), 6 rebounds and 4 blocks

■ **Kobe King** - Aggressive in attacking the rim, scoring 14 points (6-8 FG), game-high 8 rebounds, 5 assists

■ **Brad Davison** - Balanced performance with 13 points (5-8 FG), 7 rebounds, 2 assists

■ **Aleem Ford** - Showcased ability to score both inside and outside, recording 12 points (5-8 FG, 2-3 3FG)

■ **D'Mitrik Trice** - Finished with 10 points, 3 rebounds and 2 assists

■ True freshman forward **Tyler Wahl** impressed in his collegiate debut, tallying 7 points, 7 rebounds and 5 blocks in 16 minutes of action.

**SITUATIONAL RECORDS**

	2018-19	Under Gard
Ahead at the half	15-3	59-8
Behind at the half	6-6	18-35
Tied at the half	1-2	2-4
FG% of .450 or more	13-3	51-9
FG% less than .450	9-8	28-38
Better FG% than opp.	22-3	69-10
Worse FG% than opp.	1-7	11-36
Same FG% as opp.	0-0	0-1
Opp. FG% less than 45%	18-9	62-19
3FG% of 40% or more	8-1	36-7
3FG% less than 40%	14-10	43-40
Try more than 20 3FGs	9-5	35-23
Try 20 or fewer 3FGs	13-6	44-24
Make at least 70% FT	11-1	36-18
Try at least 20 FTs	8-2	38-11
Try fewer than 20 FTs	14-9	40-35
Out-rebound opponent	12-2	51-14
Tied or out-rebounded	10-9	28-33
Same or fewer TOs than opp.	17-6	59-28
More TOs than opp.	5-5	20-19
Commit fewer than 12 TOs	19-7	54-25
Commit 12 or more TOs	3-4	25-21
Score fewer than 50 pts.	0-1	1-2
Score 50-59 points	1-5	4-21
Score 60-69 points	10-2	24-14
Score 70-79 points	7-2	31-7
Score 80-89 points	2-1	13-3
Score 90 or more pts.	2-0	6-0
Allow fewer than 50 pts.	3-0	12-1
Allow 50-59 pts.	8-2	25-5
Allow 60-69 pts.	10-4	32-17
Allow 70-79 pts.	1-3	8-13
Allow 80-89 pts.	0-2	2-10
Allow 90 or more pts.	0-0	0-1
Overtime	1-3	6-4
vs. AP Top 25 opponents	3-5	13-22
vs. AP Top 25 opp. at home	2-1	7-6
Home games	11-3	45-14
Road games	8-5	21-22
Neutral site games	3-3	13-11
Day games	8-6	25-16
Night games	14-5	54-31

**GAMES DECIDED BY**

3 points or less	0-1	9-7
4-5 points	6-3	12-11
6-10 points	5-5	18-12
11-19 points	5-2	19-13
20 or more points	6-0	22-2

**TELEVISED GAMES**

CBS	1-1	7-7
CBS Sports Network	0-1	0-1
FOX	0-2	0-3
FS1	2-2	6-7
ESPN	4-2	11-9
ESPN2	1-1	7-7
ESPNU	0-0	1-1
ESPN+	0-0	3-1
Big Ten Network	13-1	38-8
BTN Plus	1-0	1-0
TBS	0-1	0-3
TNT	0-0	2-0

**INDIVIDUAL NOTES****■ D'Mitrik Trice | Junior | Guard**

Trice has had a big impact at Wisconsin since stepping onto campus in 2016. With 81 games and 46 starts under his belt, Trice is the most experienced Badger on the roster. Now in his redshirt junior season, Trice has developed into a threat on both ends of the court. Trice started all 34 games in 2018-19, earning All-Big Ten honorable mention after averaging 11.6 points per game, 39% 3FG shooting and 2.8 assists per game. The Huber Heights, Ohio native projects be one of UW's leaders, both on and off the court and is poised for a productive junior season.

■ Enters the season needing 305 points to reach the 1,000-point threshold.

**Career**

- 2019 All-Big Ten Honorable Mention
- 2x Academic All-Big Ten (2018, '19)
- Has played in 81 career games (46 starts)
- Ranks 9th in UW history with a 1.85 assist-to-turnover ratio (176 assists, 95 assists)
- Ranks 17th in UW history with 126 career 3-point field goals
- His .418 3FG% in 2016-17 ranks 2nd-highest ever by a UW freshman
- Just the 5th true freshman to start a game at UW since 2000 (joining Devin Harris, Alando Tucker, Josh Gasser & Sam Dekker)
- Career Highs:  
25p vs. Oklahoma (11/22/18)  
7r (2x) MR at Marquette (12/8/18)  
7a vs. Chicago State (11/17/16)  
1b (5x) MR at Northwestern (2/23/19)  
3s (4x) MR at Penn State (1/6/19)

**■ Brad Davison | Junior | Guard**

Entering his third season with the Badgers, Davison has grown as a team leader, not only vocally but also as in terms of production on the court. The Maple Grove, Minn. native has played in 67 career games, with a team-high 63 starts. Last season, Davison started all 34 games and finished third on the team in scoring (10.5 ppg), while also averaging 3.3 rebounds and 1.1 steals per game. A 2019 Academic All-Big Ten student, Davison is a natural leader, fierce competitor and electrifying scorer who will be one of the Badgers catalysts during the 2019-20 season.

■ Enters the season needing 244 points to become the 45th member of Wisconsin's 1,000-point club.

**Career**

- 2019 Academic All-Big Ten
- 2018 Big Ten All-Freshman Team
- 2x Big Ten Freshman of the Week
- Played in 67 career games (63 starts)
- Set UW freshman records for FT% (.818) and 3FGs (60)
- Just the fourth Badger over the last 20 years to average double-figure scoring in his freshman season, joining Ethan Happ (2016), Alando Tucker (2003) and Devin Harris (2002)

**■ Career Highs:**

30p vs. Michigan State (2/25/18)  
6a (2x) MR vs. Northwestern (2/22/18)  
7r (2x) MR vs. Illinois (2/18/19)  
1b at Purdue (1/16/18)  
4s (4x) MR at W. Kentucky (12/29/18)

**■ Nate Reuvers | Junior | Forward**

Reuvers looks to build off of a productive sophomore season during which the stretch forward averaged 7.0 points and 3.9 rebounds per game with 60 blocks. The Lakeville, Minnesota native started all 34 games last season and has played in 62 games. Possessing size and a perimeter shooting touch, Reuvers has worked to improve his strength and post-game to become a well-rounded player and make a leap in his junior season. A 2019 Academic All-Big Ten student, Reuvers has an instinctive feel for the game and has become a dominant defensive presence and shot-blocker.

■ Enters the season needing 14 blocks to become the 8th player in UW history to tally 100 career blocks.

■ As a sophomore, Reuvers averaged 13.2 ppg in games where he posted double-figure shot attempts -- a total of 6 games.

**Career**

- 2019 Academic All-Big Ten
- Ranks 12th on UW's all-time blocked shots list with 86 career blocks
- Had 60 blocks in 2019, the fifth-highest single-season total in UW history
- Tied the UW single-game record for blocked shots (9) vs. Stanford (11/21/18)
- Career Highs:  
22p at Illinois (1/23/19)  
10r at Illinois (1/23/19)  
4a vs. Maryland (2/1/19)  
2s (5x) MR vs. Maryland (2/1/19)  
9b vs. Stanford (11/21/18)

**■ Brevin Pritzl | Graduate | Guard**

The Badgers' lone senior this season, Pritzl brings both leadership and scoring ability to the Badgers in 2019-20. The lethal veteran shooter is back as a graduate student at UW-Madison after leading the Big Ten in 3-point FG percentage during conference play last season (53.5%). The all-time leading scorer in De Pere High School history, Pritzl brings relentless energy and effort on defense while also finding teammates in scoring situations. Pritzl appeared in every game last season, shooting a team-high 41% from 3-point range and scoring in double figures four times as one of UW's featured players off the bench.

**Career**

- 2x Academic All-Big Ten (2017, '19)
- Played in 91 career games (21 starts)
- Career Highs:  
20p vs. Minnesota (2/19/18)  
10r vs. Illinois (2/18/19)  
4a vs. Green Bay (12/23/17)  
1b (9x) MR at Ohio State (3/10/19)  
3s (6x) MR vs. Grambling St. (12/22/18)



■ **Kobe King | Sophomore | Guard**

After a season-ending knee injury robbed King from a majority his true freshman season, the La Crosse, Wisconsin native bounced back in 2018-19. King appeared in all 34 games and made his first career start in his redshirt freshman season with the Badgers, averaging 4.2 points, 2.1 rebounds and 19 minutes per game. A highly-touted recruit from La Crosse Central, King had a senior season to remember, being named Wisconsin's Mr. Basketball, Gatorade Player of the Year, and a unanimous selection for Associated Press Player of the Year after leading the Red Raiders to their first state championship since 1925. An explosive scorer at the basket with shooting range to match, the shooting guard is expected to be one of UW's main contributors this season.

**Career**

- Played in 44 career games (1 start)
- Career Highs:  
14p vs. Oklahoma (11/22/18)  
6r vs. NC State (11/27/18)  
3a at Iowa (11/30/18)  
1b (5x) MR vs. Penn State (3/2/19)  
2s at Penn State (1/6/19)

■ **Aleem Ford | Junior | Forward**

After missing the opening three games with a knee injury last season, Aleem Ford returned to the court – and form – as one of Wisconsin's key contributors off the bench. The redshirt junior averaged over three points per game while averaging 13.8 minutes played, scoring in double figures three times. Ford provides a shooting threat from the outside, while also flashing the skillset to drive and slash to the basket. Ford scored a season-high 12 points vs. NC State, shooting 4-for-7 from 3-point range. The Lawrenceville, Georgia native appears poised for a breakout season in his third campaign in Madison.

**Career**

- Played in 64 career games (20 starts)
- His .409 3FG% in 2017-18 ranked third-highest ever by a UW freshman
- His 45 3FGs as a freshman ranks fifth-highest in school history
- Career Highs:  
14p vs. Western Kentucky (12/13/17)  
7r (2x) MR vs. UMass Lowell (12/30/17)  
5a vs. Milwaukee (11/24/17)  
2b vs. Chicago State (12/27/17)  
2s (2x) MR vs. Grambling State (12/22/18)

■ **Trevor Anderson | Junior | Guard**

Waiting has been the hardest part for Trevor Anderson, who redshirted in 2017-18 after transferring from Green Bay and then suffered a season-ending knee injury last season after appearing in the first eight games for Wisconsin. The former Stevens Point Area High School standout started 20 games as a freshman at UW-Green Bay in 2016-17, averaging 9.8 points, 2.9 rebounds and 2.7 assists per game with the Phoenix. One of

the state's most prolific prep players, Anderson scored 2,360 points, the eighth-most in Wisconsin high school basketball history and was named Wisconsin's Mr. Basketball and Associated Press Player of the Year as a senior in 2016.

**Career**

- Has appeared in 28 career games (including 20 with Green Bay)
- Career Highs:  
23p vs. SIUE (12/19/16)\*  
7r (2x) MR: at BGSU (11/20/16)\*  
7a at Youngstown State (12/31/16)\*  
1b at Cleveland State (12/29/16)\*  
3s vs. UMKC (11/21/16)\*

\* with Green Bay

■ **Tyler Wahl | Freshman | Forward**

A four-star recruit, Tyler Wahl looks to make an immediate impact as a true freshman for Wisconsin in 2019-20. As a senior at Lakeville North, Wahl averaged 18.0 points, 10.0 rebounds and 6.6 assists per game, leading the Panthers to a 27-5 record, the school's first-ever conference title, and an appearance in the Class AAAA state championship game. He earned back-to-back AP second-team All-State honors as a junior and senior, setting the school record for rebounds (905) and finishing third in Panther history with 1,397 points. Wahl was prep teammates with current Badger teammate, Nate Reuvers.

■ **Micah Potter | Junior | Forward**

A transfer from Ohio State, Micah Potter joined Wisconsin in December of 2018 and will be eligible to compete for the Badgers on Dec. 21 of this season. Averaging 4.1 points and 2.4 rebounds per game in 2017-18 with the Buckeyes, Potter scored a career-high 17 points and a career-high 31 minutes against Texas Southern. An Academic All-Big Ten Student in 2018, Potter has over 59 games of experience and brings athleticism and a strong skillset to the Badgers.

**Career**

- Has appeared in 59 career games, making 16 starts (with Ohio State)
- Career highs  
17p vs. Texas Southern (11/16/17)\*  
12r vs. Marshall (11/25/16)\*  
2a (3x) MR: vs. Citadel (12/19/17)\*  
2b (4x) MR: vs. Radford (11/12/17)\*  
3s (2x) MR: vs. Citadel (12/19/17)\*

\* with Ohio State

■ **Joe Hedstrom | R-Freshman | Forward**

Skilled big man Joe Hedstrom looks to make a mark for the Badgers after redshirting as a freshman last season. The Hopkins, Minnesota native averaged 14.6 points and 6.3 rebounds per game as a senior at Hopkins High School, helping the Royals to a 26-2 record and a final national rank of No. 38. A Minnesota Basketball Coaches Association All-Star, Hedstrom provides the Badgers with size, shooting ability and a hard-working attitude.

**CHARTING THE BADGERS****LED UW IN SCORING**

	2018-19	Career
Brad Davison	7 (6-1)	14 (9-5)
D'Mitrik Trice	5 (5-0)	6 (6-0)
Brevin Pritzl	2 (2-0)	6 (5-1)
Nate Reuvers	2 (1-1)	2 (1-1)

**LED UW IN REBOUNDING**

	2018-19	Career
Brevin Pritzl	2 (2-0)	4 (3-1)
Aleem Ford	1 (1-0)	3 (3-0)
Nate Reuvers	2 (2-0)	2 (2-0)
D'Mitrik Trice	2 (2-0)	2 (2-0)

**LED UW IN ASSISTS**

	2018-19	Career
D'Mitrik Trice	12 (6-6)	21 (11-10)
Brad Davison	5 (3-2)	15 (6-9)
Brevin Pritzl	1 (0-1)	3 (2-1)
Aleem Ford	0	1 (1-0)
Kobe King	1 (0-1)	1 (0-1)
Nate Reuvers	0	1 (0-1)

**LED UW IN MINUTES**

	2018-19	Career
Brad Davison	13 (12-1)	23 (16-7)
D'Mitrik Trice	13 (9-4)	20 (12-8)
Brevin Pritzl	0	10 (6-4)
Aleem Ford	0	3 (1-2)
Kobe King	1 (1-0)	2 (1-1)
Nate Reuvers	2 (0-2)	2 (0-2)

**CHARGES TAKEN**

	2018-19	Career
Brad Davison	13	48
D'Mitrik Trice	21	33
Nate Reuvers	13	17
Kobe King	2	4
Trevor Anderson	2	2
Aleem Ford	2	2
Walt McGroory	0	2
Brevin Pritzl	0	2

Record in those contests in parentheses

**ACTIVE WIN/LOSS STREAKS**

Overall	Lost 2
Vs. Unranked teams (AP)	Lost 1
Vs. Ranked teams (AP)	Lost 3
At Home	Won 3
At Home vs. Big Ten	Won 3
At Home vs. ranked Big Ten	Lost 1
At Home vs. unranked Big Ten	Won 4
At Home vs. non-conference	Won 9
At Home vs. ranked opp.	Lost 1
On Road	Won 1
On Road vs. Big Ten	Won 1
On Road vs. ranked opp.	Lost 2
On Road vs. unranked opp.	Won 1
Neutral	Lost 2
Neutral vs. ranked opp.	Lost 6
Neutral vs. unranked opp.	Lost 1

**QUICK FACTS**

University of Wisconsin  
Madison, WI 53711



Founded	1848
Enrollment	42,041
Nickname	Badgers
School Colors	Cardinal and White
Affiliation	NCAA Division I
Conference	Big Ten
Chancellor	Rebecca Blank
Director of Athletics	Barry Alvarez
Website	UWBadgers.com
Twitter	@BadgerMBB
Instagram	badgermbb
Facebook	/WisconsinMensBasketball

**HEAD COACH - GREG GARD**

Seasons	5th at Wisconsin / 5th overall
Overall Record	80-47 (.630)
Record at Wisconsin	80-47 (.630)
Big Ten Record	45-29 (.608)
NCAA Tourn. Record	4-3 (.571) / 3 Appearances

**KOHL CENTER**

Opened	Jan. 17, 1998
Capacity	17,287
Student Section	AreaRED
Record at Kohl Center	297-51 (.853)
Gard record at Kohl Center	46-14 (.767)

**ALL-TIME RECORD**

121st season of Wisconsin Basketball
Years: 1898 to present
Overall Record: 1,617-1,210 (.572)
NCAA Tournament Record: 38-23 (.633)
Big Ten Tournament Record: 25-19 (.568)

**BIG TEN CHAMPIONSHIPS (18)**

**Titles:** 1907, 1908, 1912, 1913, 1914, 1916  
1918, 1921, 1923, 1924, 1929, 1935, 1941  
1947, 2002, 2003, 2008, 2015

**BIG TEN TOURNAMENT TITLES (3)**

**Titles:** 2004, 2008, 2015

**NCAA TOURNAMENT HISTORY**

**Appearances (24):** 1941, 1947, 1994, 1997, 1999  
2000, 2001, 2002, 2003, 2004, 2005, 2006, 2007  
2008, 2009, 2010, 2011, 2012, 2013, 2014, 2015  
2016, 2017, 2019  
**National Championship:** 1941  
**Final Four (4):** 1941, 2000, 2014, 2015  
**Elite Eight (6):** 1941, 1947, 2000, 2005, 2014, 2015  
**Sweet 16 (11):** 1941, 2000, 2003, 2005, 2008  
2011, 2012, 2014, 2015, 2016, 2017

**WISCONSIN BASKETBALL ROSTER 2019-20**

**0 D'MITRIK TRICE**  
G, R-Jr., 6-0, 184  
Huber Heights, Ohio



**1 BREVIN PRITZL**  
G, Gr., 6-3, 204  
De Pere, Wis.



**2 ALEEM FORD**  
F, R-Jr., 6-8, 217  
Lawrenceville, Ga.



**3 WALT MCGRORY**  
G, Jr., 6-3, 205  
Minneapolis, Minn.



**4 CARTER HIGGINBOTTOM**  
G, R-Fr., 6-0, 187  
Chicago, Ill.



**5 TYLER WAHL**  
F, Fr., 6-7, 214  
Lakeville, Minn.



**11 MICAH POTTER**  
F, R-Jr., 6-10, 248  
Mentor, Ohio



**12 TREVOR ANDERSON**  
G, R-Jr., 6-2, 200  
Stevens Point, Wis.




**15 COURTLAND CUEVAS**  
F, Jr., 6-5, 190  
Madison, Wis.



**20 SAMAD QAWI**  
F, Jr., 6-6, 195  
Racine, Wis.



**23 KOBE KING**  
G, R-So., 6-4, 205  
La Crosse, Wis.



**30 OWEN HAMILTON**  
C, R-So., 7-0, 266  
Prescott, Wis.



**31 MICHAEL BALLARD**  
G, R-Jr., 6-4, 202  
Oak Park, Ill.



**32 JOE HEDSTROM**  
C, R-Fr., 7-0, 240  
Hopkins, Minn.



**34 BRAD DAVISON**  
G, Jr., 6-4, 2-6  
Maple Grove, Minn.



**35 NATE REUVERS**  
F, Jr., 6-11, 235  
Lakeville, Minn.



**GREG GARD**  
Head Coach  
5th season at UW



**JOE KRABBHOF**  
Assistant Coach  
4th season at UW



**DEAN OLIVER**  
Assistant Coach  
3rd season at UW



**ALANDO TUCKER**  
Interim Assistant Coach  
1st season at UW

WISCONSIN BADGERS	POS	HT	WT	YR/ELIG	HOMETOWN (HS/LAST SCHOOL)
0 D'Mitrik Trice**	G	6-0	184	Sr./Jr.	Huber Heights, Ohio (Wayne/IMG Academy)
1 Brevin Pritzl***	G	6-3	204	Gr./Sr.	De Pere, Wis. (HS)
2 Aleem Ford**	F	6-8	217	Sr./Jr.	Lawrenceville, Ga. (Archer/IMG Academy)
3 Walt McGrory**	G	6-3	205	Jr./Jr.	Minneapolis, Minn. (Edina)
4 Carter Higginbottom	G	6-0	187	So./Fr.	Chicago, Ill. (St. Ignatius)
5 Tyler Wahl	F	6-7	214	Fr./Fr.	Lakeville, Minn. (North)
11 Micah Potter	F	6-10	248	Sr./Jr.	Mentor, Ohio (Monteverde Acad./Ohio St.)
12 Trevor Anderson*	G	6-2	200	Sr./Jr.	Stevens Point, Wis. (HS/Green Bay)
15 Courtland Cuevas	F	6-5	190	Sr./Jr.	Madison, Wis. (Madison East)
20 Samad Qawi	F	6-6	195	Sr./Jr.	Racine, Wis. (Horlick)
23 Kobe King*	G	6-4	205	Jr./So.	La Crosse, Wis. (Central)
30 Owen Hamilton	C	7-0	266	Jr./So.	Prescott, Wis. (HS/Northern Illinois)
31 Michael Ballard**	G	6-4	202	Sr./Jr.	Oak Park, Ill. (Fenwick)
32 Joe Hedstrom	C	7-0	240	So./Fr.	Hopkins, Minn. (HS)
34 Brad Davison**	G	6-4	206	Jr./Jr.	Maple Grove, Minn. (HS)
35 Nate Reuvers**	F	6-11	235	Jr./Jr.	Lakeville, Minn. (North)

\* letters earned at UW | Gr. - Graduate school student

**Head Coach:** Greg Gard (5th)  
**Assistant Coaches:** Joe Krabbenhoft (4th),  
Dean Oliver (3rd), Alando Tucker (interim, 1st)  
**Dir. of Basketball Operations:** Marc VandeWettering

**Strength & Conditioning Coach:** Erik Helland  
**Head Athletic Trainer:** Henry Perez-Guerra  
**Video Director:** A.J. Van Handel  
**Asst. Dir. of Basketball Operations:** Kyle Blackburn

**WISCONSIN PRONUNCIATION GUIDE)**

Courtland Cuevas - QWAY-vaas  
Aleem Ford - UH-leem  
Kobe King - CO-bee  
Brevin Pritzl - PRITTS-ull

Samad Qawi - suh-MAAD COW-ee  
Nate Reuvers - REE-vers  
D'Mitrik Trice - Duh-MEE-trick  
Tyler Wahl - WALL



## THE GARD FILE

### ■ Career Record (5th Season): 80-47 (.630)

- Record at Wisconsin (5th Season): 80-47 (.630)
- Big Ten Record (5th Season): 45-29 (.608)
- NCAA Tournament Appearances/Record: 3 / 4-3 (.572)
- Hometown: Cobb, Wis.
- Alma Mater: UW-Platteville, 1995 (Physical & Health Ed)  
Master's Degree: UW-Platteville, 2007 (Counselor Ed)
- Family: Wife Michelle  
Daughters, Mackenzie and Peyton; Son, Isaac

## COACHING EXPERIENCE

Position	School	Years
Assistant Coach	Southwestern (Wis.) HS	1990-93
Assistant Coach	Platteville (Wis.) HS	1993-94
Assistant Coach	UW-Platteville	1993-99
Assistant Coach	UW-Milwaukee	1999-01
Assoc. Head Coach	Wisconsin	2001-15
Head Coach	Wisconsin	2015-Present

## CAREER HIGHLIGHTS

Date	Highlight
Dec. 15, 2015	Assumes role of interim head coach upon the retirement of Bo Ryan
Dec. 23, 2015	First career win, 84-79, vs. Green Bay
Jan. 2, 2016	First Big Ten win, 79-57, vs. Rutgers
Jan. 17, 2016	First ranked win, 77-76, vs. #4 MSU
Jan. 26, 2016	UW claims 82-79 overtime win over eventual Big Ten champion #19 Indiana
Feb. 13, 2016	First road win over ranked team, 70-57, at #2 Maryland
March 7, 2016	Officially named Wisconsin head coach
March 18, 2016	First NCAA tournament win, 47-43, against 10th-seeded Pittsburgh
April 4, 2016	Jim Phelan National Coach of the Year
March 18, 2017	Leads UW to its fourth-ever win over No. 1 team in the nation with a 65-62 victory over top-seeded Villanova in NCAA tournament second round
Feb. 15, 2018	Badgers tally sixth top-10 win in three seasons under Gard (#6 Purdue, 57-53)
Jan. 19, 2019	UW earns fourth win over top-5 team under Gard (#2 Michigan, 64-54)

## HEAD COACH GREG GARD

### ■ 2016 JIM PHELAN NATIONAL COACH OF THE YEAR

A coaching veteran of nearly 30 years, Greg Gard has expertly made the jump from assistant coach to head coach at Wisconsin. After assuming the head coaching reins on Dec. 15, 2015, Gard has led the Badgers to the NCAA tournament in three of his four seasons, including a pair of Sweet 16 appearances in each of his first two seasons. Owner of one of the highest win percentages in Wisconsin history, Gard now enters his fifth season as the head coach in 2019-20.

After initially taking over on an interim basis, Gard was officially named head coach of the Badgers on March 7, 2016. In four seasons, he owns the third-highest winning percentage in UW history, piloting the Badgers to a record of 80-47 (.630).

In just four seasons as head coach, Gard is quickly climbing Wisconsin's win charts. Gard is already 45-29 in Big Ten play, surpassing Dick Bennett for seventh on UW's all-time wins list. He enters 2019-20 just eight conference wins away from fourth place on the school's all-time ledger. Gard's .608 Big Ten win percentage equates to the third-best mark in Badger annals.

Gard reached 40 conference wins in a mere 66 games, making him the third-fastest active Big Ten coach to 40 conference wins. That number trails only Maryland's Mark Turgeon and MSU's Tom Izzo, who did it in 57 and 62 games, respectively.

In his inaugural season as head coach, Gard led the Badgers to the 2016 NCAA Tournament Sweet 16, becoming just the second-ever first-year coach to win the Jim Phelan National Coach of the Year award. He followed that up by leading UW to its fifth-highest single-season win total in school history (27-10) and making a second-consecutive visit to the Sweet 16.

Gard is just the third coach in the last 20 years to pilot his team to the Sweet 16 in each of his first two seasons, joining UCLA's Steve Lavin (1996-97) and Gonzaga's Mark Few (2000-01).

Wisconsin maintained its place among the top of the Big Ten during the transition to Gard as well. In his first season, the Badgers finished the regular season in a tie for third place in the Big Ten standings — extending its streak of top-four finishes to a league-record 16th-consecutive season — with a 12-6 conference record. Gard led the Badgers to the most Big Ten wins by a first-year coach since 2004 (Bruce Weber, Illinois).

Gard's Badgers would post another 12-6 conference campaign in 2017, finishing second in both the regular season and the Big Ten tournament. Wisconsin

would cap off its 27-win season with a signature win in the NCAA tournament, knocking off the nation's No. 1 team Villanova, 65-62, to advance to the Sweet 16.

In 2018-19, Gard piloted the Badgers back to the Big Dance, posting a 23-11 overall record. Wisconsin also boasted a mark of 14-6 in Big Ten play, winning 14 conference games for just the third time in school history, joining 16-win seasons in 2008 and 2015.

In 18 total seasons on the Badgers' bench, Gard has seen the Badgers finish lower than fourth in the Big Ten standings just once while amassing a combined mark of 217-97 (.691) in league play.

During his tenure as head coach, Gard has helped a pair of players reach first-team All-Big Ten status: Nigel Hayes (2016) and third-team All-American Ethan Happ (2017, '18, '19).

Long considered one of the top assistant coaches in the game, Gard served as an assistant at Wisconsin for 14-plus seasons, including the final seven as the associate head coach. In 2015, Gard was ranked as the fourth-best "X&O" assistant coach in college basketball by coachstat.net. In 2012, Gard was named No. 3 on the list of top assistant coaches in college basketball according to Bleacher Report. FOX Sports also listed Gard No. 10 on its list of the nation's top 25 assistant coaches.

Prior to coming to Wisconsin in 2001, Gard spent the previous two seasons as an assistant at UW-Milwaukee and served as an assistant coach at UW-Platteville from 1993-99.

Prior to joining Ryan's staff in Platteville, Gard spent three seasons at Southwestern High School and one at Platteville High School, where he served in junior high and assistant varsity coaching capacities.

In 2016, Gard and his wife, Michelle, partnered with the University of the Wisconsin and Wisconsin Foundation and Alumni Association, to launch Garding Against Cancer. This fundraising initiative raises funds and awareness for cancer research and care within the state of Wisconsin. In its first two years of hosting fundraising events across the state, GAC raised more than \$2 million dollars in the fight against cancer.

Gard is a 1995 graduate of UW-Platteville with a degree in physical and health education. He received a master's degree in counselor education from Platteville in 2007. Gard and his wife, Michelle, have two daughters, Mackenzie and Peyton, and a son, Isaac.

## GARD YEAR-BY-YEAR

Year	School	Record	Pct.	Conf.	Record	Place	Postseason
2015-16	Wisconsin	15-8	.652	Big Ten	12-6	T-3rd	NCAA Sweet 16
2016-17	Wisconsin	27-10	.730	Big Ten	12-6	T-2nd	NCAA Sweet 16
2017-18	Wisconsin	15-18	.455	Big Ten	7-11	9th	--
2018-19	Wisconsin	23-11	.676	Big Ten	14-6	4th	NCAA First Round
<b>Wisconsin Totals (4 seasons)</b>		<b>80-47</b>	<b>(.630)</b>		<b>45-29</b>		<b>3 NCAA appearances</b>
<b>Head Coaching Totals (4)</b>		<b>--</b>	<b>--</b>		<b>--</b>		<b>--</b>

## GARD vs. DIVISION I TEAMS

Team	Home	Away	Neut.	Total
Baylor .....	0-0	0-0	0-1	0-1
Central Arkansas .....	1-0	0-0	0-0	1-0
Chicago State .....	2-0	0-0	0-0	2-0
Coppin State .....	1-0	0-0	0-0	1-0
Creighton .....	0-0	0-1	0-0	0-1
Florida .....	0-0	0-0	0-1	0-1
Florida A&M .....	1-0	0-0	0-0	1-0
Georgetown .....	0-0	0-0	1-0	1-0
Grambling State .....	1-0	0-0	0-0	1-0
Green Bay .....	3-0	0-0	0-0	3-0
Houston Baptist .....	1-0	0-0	0-0	1-0
Idaho State .....	1-0	0-0	0-0	1-0
Illinois .....	3-0	4-0	0-0	7-0
Indiana .....	3-0	1-2	1-0	5-2
Iowa .....	1-1	2-1	0-0	3-2
Marquette .....	0-1	1-1	0-0	1-2
Maryland .....	2-1	1-2	1-0	4-3
UMass Lowell .....	1-0	0-0	0-0	1-0
Michigan .....	3-1	0-2	0-1	3-4
Michigan State .....	1-2	0-3	0-2	1-7
Milwaukee .....	1-0	0-0	0-0	1-0
Minnesota .....	2-1	3-0	0-0	5-1
Nebraska .....	1-1	2-1	1-1	4-3
North Carolina .....	0-0	0-0	0-1	0-1
North Carolina State .....	1-0	0-0	0-0	1-0

Team	Home	Away	Neut.	Total
Northwestern .....	1-2	2-1	1-0	4-3
Notre Dame .....	0-0	0-0	0-1	0-1
Ohio State .....	2-1	1-1	0-0	3-2
Oklahoma .....	1-0	0-0	1-0	2-0
Oregon .....	0-0	0-0	0-1	0-1
Penn State .....	2-0	3-0	0-0	5-0
Pittsburgh .....	0-0	0-0	1-0	1-0
Prairie View A&M .....	1-0	0-0	0-0	1-0
Purdue .....	1-2	0-3	0-0	1-5
Rutgers .....	3-0	0-1	1-0	4-1
Savannah State .....	1-0	0-0	0-0	1-0
South Carolina State .....	1-0	0-0	0-0	1-0
Stanford .....	0-0	0-0	1-0	1-0
Syracuse .....	1-0	0-0	0-0	1-0
Temple .....	0-0	0-1	0-0	0-1
Tennessee .....	0-0	0-0	1-0	1-0
UCLA .....	0-0	0-0	0-1	0-1
Villanova .....	0-0	0-0	1-0	1-0
Virginia .....	0-0	0-1	0-1	0-2
Virginia Tech .....	0-0	0-0	1-0	1-0
Western Kentucky .....	1-0	0-1	0-0	1-1
Xavier .....	0-1	1-0	1-0	2-1
Yale .....	1-0	0-0	0-0	1-0
<b>Total</b>	<b>46-15</b>	<b>21-22</b>	<b>13-10</b>	<b>80-47</b>



**Updated Through March 22, 2019**

RECORD:	OVERALL	HOME	AWAY	NEUTRAL
ALL GAMES	23-11	12-3	8-5	3-3
CONFERENCE	14-6	7-3	7-3	0-0
NON-CONFERENCE	9-5	5-0	1-2	3-3

#	Player	gp-gs	min	avg	Total		3-Point		F-Throw		Rebounds								pts	avg		
					fg-fga	fg%	3fg-fga	3fg%	ft-fga	ft%	off	def	tot	avg	pf	dq	a	to			blk	stl
22	Happ, Ethan	34-34	1089	32.0	257-485	.530	0-5	.000	75-161	.466	77	265	342	10.1	87	4	153	104	44	38	589	17.3
00	Trice, D'Mitrik	34-34	1107	32.6	133-346	.384	76-195	.390	51-68	.750	6	88	94	2.8	65	1	90	45	1	30	393	11.6
34	Davison, Brad	34-34	1096	32.2	115-299	.385	52-149	.349	76-94	.809	10	101	111	3.3	79	2	62	34	2	36	358	10.5
35	Reuvers, Nate	34-34	779	22.9	105-234	.449	32-84	.381	26-41	.634	42	91	133	3.9	81	1	34	32	60	10	268	7.9
21	Iverson, Khalil	33-33	810	24.5	89-164	.543	1-6	.167	48-77	.623	48	102	150	4.5	58	1	30	36	13	31	227	6.9
01	Pritzl, Brevin	34-0	668	19.6	50-108	.463	32-78	.410	30-36	.833	15	68	83	2.4	36	0	17	10	3	10	162	4.8
23	King, Kobe	34-1	646	19.0	55-123	.447	15-49	.306	19-29	.655	20	53	73	2.1	27	0	17	17	3	9	144	4.2
02	Ford, Aleem	31-0	429	13.8	35-103	.340	23-80	.288	4-4	1.000	11	48	59	1.9	44	0	11	16	4	8	97	3.1
13	Strickland, Tai	16-0	50	3.1	9-23	.391	4-8	.500	6-8	.750	1	4	5	0.3	5	0	7	5	0	2	28	1.8
12	Anderson, Trevor	8-0	55	6.9	6-10	.600	1-1	1.000	0-0	.000	1	8	9	1.1	3	0	3	1	0	0	13	1.6
15	Thomas, Charles	29-0	147	5.1	18-41	.439	3-10	.300	7-11	.636	18	18	36	1.2	23	0	5	9	10	3	46	1.6
03	McGrory, Walt	13-0	31	2.4	2-5	.400	2-4	.500	0-0	.000	0	2	2	0.2	2	0	1	2	0	0	6	0.5
31	Ballard, Michael	9-0	17	1.9	0-4	.000	0-3	.000	2-2	1.000	2	1	3	0.3	2	0	0	0	0	0	2	0.2
	Team										34	63	97					17				
	Total.....	34	6924		874-1945	.449	241-672	.359	344-531	.648	285	912	1197	35.2	512	9	430	328	140	177	2333	68.6
	Opponents.....	34	6927		774-1950	.397	215-682	.315	336-503	.668	328	878	1206	35.5	591	11	352	386	138	176	2099	61.7

[illegible]

\* = Conference game



# 2018-19 BIG TEN STATISTICS

Updated Through March 10, 2019

RECORD:	OVERALL	HOME	AWAY	NEUTRAL
ALL GAMES	14-6	7-3	7-3	0-0
CONFERENCE	14-6	7-3	7-3	0-0
NON-CONFERENCE	0-0	0-0	0-0	0-0

##	Player	gp-gs	min	avg	Total		3-Point		F-Throw		Rebounds				pf	dq	a	to	blk	stl	pts	avg
					fg-fga	fg%	3fg-fga	3fg%	ft-fa	ft%	off	def	tot	avg								
22	Happ, Ethan	20-20	658	32.9	145-283	.512	0-2	.000	46-109	.422	43	150	193	9.7	55	2	91	60	23	27	336	16.8
34	Davison, Brad	20-20	667	33.3	72-186	.387	32-87	.368	39-51	.765	6	64	70	3.5	51	2	37	18	1	15	215	10.8
00	Trice, D'Mitrik	20-20	666	33.3	67-198	.338	40-112	.357	29-37	.784	4	45	49	2.5	40	0	43	29	1	17	203	10.2
35	Reuvers, Nate	20-20	482	24.1	65-145	.448	19-54	.352	15-24	.625	29	62	91	4.6	53	1	16	20	38	5	164	8.2
21	Iverson, Khalil	20-20	490	24.5	56-102	.549	0-2	.000	30-54	.556	28	62	90	4.5	35	1	16	19	8	20	142	7.1
01	Pritzl, Brevin	20-0	425	21.3	34-64	.531	23-43	.535	19-23	.826	9	43	52	2.6	20	0	7	7	3	4	110	5.5
23	King, Kobe	20-0	358	17.9	24-62	.387	6-23	.261	5-6	.833	9	32	41	2.1	16	0	12	10	2	5	59	3.0
02	Ford, Aleem	20-0	260	13.0	20-64	.313	12-47	.255	3-3	1.000	6	27	33	1.7	32	0	6	9	1	4	55	2.8
12	Anderson, Trevor	1-0	3	3.0	1-1	1.000	0-0	.000	0-0	.000	0	0	0	0.0	0	0	0	0	0	0	2	2.0
15	Thomas, Charles	17-0	69	4.1	6-13	.462	2-4	.500	0-1	.000	4	6	10	0.6	11	0	1	2	4	1	14	0.8
13	Strickland, Tai	8-0	10	1.3	2-5	.400	1-2	.500	0-0	.000	0	0	0	0.0	2	0	1	3	0	0	5	0.6
03	McGrory, Walt	6-0	8	1.3	0-0	.000	0-0	.000	0-0	.000	0	1	1	0.2	1	0	0	1	0	0	0	0.0
31	Ballard, Michael	3-0	4	1.3	0-0	.000	0-0	.000	0-0	.000	0	1	1	0.3	0	0	0	0	0	0	0	0.0
Team											18	44	62					10				
Total.....		20	4100		492-1123	.438	135-376	.359	186-308	.604	156	537	693	34.7	316	6	230	188	81	98	1305	65.2
Opponents.....		20	4100		440-1145	.384	119-388	.307	207-308	.672	204	540	744	37.2	343	7	198	216	82	105	1206	60.3

TEAM STATISTICS	WIS	OPP	Date	Opponent	Score	Att.
SCORING	1305	1206	* 11/30/18	at Iowa	W 72-66	15056
Points per game	65.2	60.3	* 12/03/18	RUTGERS	W 69-64	17082
Scoring margin	+5.0	-	* 01/03/19	MINNESOTA	L 52-59	16687
FIELD GOALS-ATT	492-1123	440-1145	* 1/6/19	at Penn State	W 71-52	8342
Field goal pct	.438	.384	* 01/11/19	PURDUE	Lot 80-84	17187
3 POINT FG-ATT	135-376	119-388	* 01/14/19	at Maryland	L 60-64	12894
3-point FG pct	.359	.307	* 01/19/19	MICHIGAN	W 64-54	17287
3-pt FG made per game	6.8	6.0	* 01/23/19	at Illinois	W 72-60	12294
FREE THROWS-ATT	186-308	207-308	* 01/26/19	NORTHWESTERN	W 62-46	17287
Free throw pct	.604	.672	* 01/29/19	at Nebraska	W 62-51	15739
F-Throws made per game	9.3	10.4	* 02/01/19	MARYLAND	W 69-61	17287
REBOUNDS	693	744	* 02/06/19	at Minnesota	W 56-51	14625
Rebounds per game	34.7	37.2	* 02/09/19	at Michigan	L 52-61	12707
Rebounding margin	-2.5	-	* 02/12/19	MICHIGAN ST.	L 59-67	17287
ASSISTS	230	198	* 02/18/19	ILLINOIS	W 64-58	17287
Assists per game	11.5	9.9	* 02/23/19	at Northwestern	W 69-64	7039
TURNOVERS	188	216	* 02/26/19	at Indiana	Lo2 73-75	17222
Turnovers per game	9.4	10.8	* 03/02/19	PENN STATE	W 61-57	17287
Turnover margin	+1.4	-	* 03/07/19	IOWA	W 65-45	17287
Assist/turnover ratio	1.2	0.9	* 03/10/19	at Ohio St.	Wot 73-67	18231
STEALS	98	105	* = Conference game			
Steals per game	4.9	5.3				
BLOCKS	81	82				
Blocks per game	4.1	4.1				
ATTENDANCE	171965	134149				
Home games-Avg/Game	10-17196	10-13415				
Neutral site-Avg/Game	-	0-0				

Score by Periods	1st	2nd	OT	OT2	Totals
Wisconsin	558	720	22	5	1305
Opponents	565	614	20	7	1206

# CAREER AND SEASON HIGHS

## 0 | D'MITRIK TRICE

- **POINTS**  
Season: --  
Career: 25 vs. Oklahoma (11/22/18)
- **FIELD GOALS**  
Season: --  
Career: 8 vs. Oklahoma (11/22/18)
- **FIELD GOAL ATTEMPTS**  
Season: --  
Career: 20 vs. Stanford (11/21/18)
- **3-POINT FIELD GOALS**  
Season: --  
Career: 7 vs. Oklahoma (11/22/18)
- **3-POINT FIELD GOAL ATTEMPTS**  
Season: --  
Career: 10 vs. Oregon (3/22/19)
- **FREE THROWS**  
Season: --  
Career: 6 (2x) MR at Indiana (2/26/19)
- **FREE THROW ATTEMPTS**  
Season: --  
Career: 9 at Indiana (2/26/19)
- **REBOUNDS**  
Season: --  
Career: 7 (2x) MR at Marquette (12/8/18)
- **ASSISTS**  
Season: --  
Career: 7 vs. Chicago State (11/17/16)
- **BLOCKED SHOTS**  
Season: --  
Career: 1 (5x) MR at Northwestern (2/23/19)
- **STEALS**  
Season: --  
Career: 3 (4x) MR at Penn State (1/6/19)
- **MINUTES**  
Season: --  
Career: 41 at Marquette (12/8/18)

## 1 | BREVIN PRITZL

- **POINTS**  
Season: --  
Career: 20 vs. Minnesota (2/19/18)
- **FIELD GOALS**  
Season: --  
Career: 6 (5x) MR vs. Minnesota (2/19/18)
- **FIELD GOAL ATTEMPTS**  
Season: --  
Career: 13 vs. Illinois (1/19/18)
- **3-POINT FIELD GOALS**  
Season: --  
Career: 6 vs. Minnesota (2/19/18)
- **3-POINT FIELD GOAL ATTEMPTS**  
Season: --  
Career: 9 (3x) MR vs. Minnesota (2/19/18)
- **FREE THROWS**  
Season: --  
Career: 6 at Illinois (2/8/18)
- **FREE THROW ATTEMPTS**  
Season: --  
Career: 6 (3x) MR vs. Houston Baptist (11/17/18)
- **REBOUNDS**  
Season: --  
Career: 10 vs. Illinois (2/18/19)
- **ASSISTS**  
Season: --  
Career: 4 vs. Green Bay (12/23/17)
- **BLOCKED SHOTS**  
Season: --  
Career: 1 (9x) MR at Ohio State (3/10/19)
- **STEALS**  
Season: --  
Career: 3 (6x) MR vs. Grambling State (12/22/18)
- **MINUTES**  
Season: --  
Career: 39 (2x) MR vs. Michigan State (3/2/18)

## 2 | ALEEM FORD

- **POINTS**  
Season: --  
Career: 14 vs. Western Kentucky (12/13/17)
- **FIELD GOALS**  
Season: --  
Career: 4 (9x) MR vs. Nebraska (3/15/19)
- **FIELD GOAL ATTEMPTS**  
Season: --  
Career: 10 vs. Minnesota (2/19/18)
- **3-POINT FIELD GOALS**  
Season: --  
Career: 4 (4x) MR vs. NC State (11/27/18)
- **3-POINT FIELD GOAL ATTEMPTS**  
Season: --  
Career: 8 vs. Minnesota (2/19/18)
- **FREE THROWS**  
Season: --  
Career: 4 (2x) MR vs. Maryland (3/1/18)
- **FREE THROW ATTEMPTS**  
Season: --  
Career: 4 (2x) MR vs. Maryland (3/1/18)
- **REBOUNDS**  
Season: --  
Career: 7 (2x) MR vs. UMass Lowell (12/30/17)
- **ASSISTS**  
Season: --  
Career: 5 vs. Milwaukee (11/24/17)
- **BLOCKED SHOTS**  
Season: --  
Career: 2 vs. Chicago State (12/27/17)
- **STEALS**  
Season: --  
Career: 2 (2x) MR vs. Grambling State (12/22/18)
- **MINUTES**  
Season: --  
Career: 38 at Maryland (2/4/18)

## 3 | WALT McGRORY

- **POINTS**  
Season: --  
Career: 4 vs. Green Bay (12/23/17)
- **FIELD GOALS**  
Season: --  
Career: 1 (2x) MR vs. Oregon (3/22/19)
- **FIELD GOAL ATTEMPTS**  
Season: --  
Career: 3 vs. Savannah State (12/13/18)
- **3-POINT FIELD GOALS**  
Season: --  
Career: 1 (2x) MR vs. Oregon (3/22/19)
- **3-POINT FIELD GOAL ATTEMPTS**  
Season: --  
Career: 2 vs. Savannah State (12/13/18)
- **FREE THROWS**  
Season: --  
Career: 4 vs. Green Bay (12/23/17)
- **FREE THROW ATTEMPTS**  
Season: --  
Career: 6 vs. Green Bay (12/23/17)
- **REBOUNDS**  
Season: --  
Career: 6 vs. Green Bay (12/23/17)
- **ASSISTS**  
Season: --  
Career: 1 (5x) MR vs. Savannah State (12/13/18)
- **BLOCKED SHOTS**  
Season: --  
Career: --
- **STEALS**  
Season: --  
Career: 3 vs. UMass Lowell (12/30/17)
- **MINUTES**  
Season: --  
Career: 21 (2x) MR vs. UMass Lowell (12/30/17)

# CAREER AND SEASON HIGHS

## 4 | CARTER HIGGINBOTTOM

- **POINTS**  
Season: --  
Career: --
- **FIELD GOALS**  
Season: --  
Career: --
- **FIELD GOAL ATTEMPTS**  
Season: --  
Career: --
- **3-POINT FIELD GOALS**  
Season: --  
Career: --
- **3-POINT FIELD GOAL ATTEMPTS**  
Season: --  
Career: --
- **FREE THROWS**  
Season: --  
Career: --
- **FREE THROW ATTEMPTS**  
Season: --  
Career: --
- **REBOUNDS**  
Season: --  
Career: --
- **ASSISTS**  
Season: --  
Career: --
- **BLOCKED SHOTS**  
Season: --  
Career: --
- **STEALS**  
Season: --  
Career: --
- **MINUTES**  
Season: --  
Career: --

## 5 | TYLER WAHL

- **POINTS**  
Season: --  
Career: --
- **FIELD GOALS**  
Season: --  
Career: --
- **FIELD GOAL ATTEMPTS**  
Season: --  
Career: --
- **3-POINT FIELD GOALS**  
Season: --  
Career: --
- **3-POINT FIELD GOAL ATTEMPTS**  
Season: --  
Career: --
- **FREE THROWS**  
Season: --  
Career: --
- **FREE THROW ATTEMPTS**  
Season: --  
Career: --
- **REBOUNDS**  
Season: --  
Career: --
- **ASSISTS**  
Season: --  
Career: --
- **BLOCKED SHOTS**  
Season: --  
Career: --
- **STEALS**  
Season: --  
Career: --
- **MINUTES**  
Season: --  
Career: --

## 11 | MICAH POTTER

- **POINTS**  
Season: --  
Career: 17 vs. Texas Southern (11/16/17)\*
- **FIELD GOALS**  
Season: --  
Career: 5 (3x) MR at Northwestern (1/17/18)\*
- **FIELD GOAL ATTEMPTS**  
Season: --  
Career: 10 vs. Marshall (11/25/16)\*
- **3-POINT FIELD GOALS**  
Season: --  
Career: 3 vs. N.C. Central (11/14/16)\*
- **3-POINT FIELD GOAL ATTEMPTS**  
Season: --  
Career: 4 (4x) MR vs. Penn State (3/2/18)\*
- **FREE THROWS**  
Season: --  
Career: 9 vs. Texas Southern (11/16/17)\*
- **FREE THROW ATTEMPTS**  
Season: --  
Career: 10 vs. Texas Southern (11/16/17)\*
- **REBOUNDS**  
Season: --  
Career: 12 vs. Marshall (11/25/16)\*
- **ASSISTS**  
Season: --  
Career: 2 (3x) MR vs. Citadel (12/19/17)\*
- **BLOCKED SHOTS**  
Season: --  
Career: 2 (4x) MR vs. Radford (11/12/17)\*
- **STEALS**  
Season: --  
Career: 3 (2x) MR vs. Citadel (12/19/17)\*
- **MINUTES**  
Season: --  
Career: 31 vs. Texas Southern (11/16/17)\*

## 12 | TREVOR ANDERSON

- **POINTS**  
Season: --  
Career: 23 vs. SIU-Edwardsville (12/19/16)\*\*
- **FIELD GOALS**  
Season: --  
Career: 6 (2x) MR vs. SIU-Edwardsville (12/19/16)\*\*
- **FIELD GOAL ATTEMPTS**  
Season: --  
Career: 12 vs. SIU-Edwardsville (12/19/16)\*\*
- **3-POINT FIELD GOALS**  
Season: --  
Career: 5 vs. SIU-Edwardsville (12/19/16)\*\*
- **3-POINT FIELD GOAL ATTEMPTS**  
Season: Edwardsville  
Career: 8 vs. SIU-Edwardsville (12/19/16)\*\*
- **FREE THROWS**  
Season: --  
Career: 7 vs. Milwaukee (1/6/17)\*\*
- **FREE THROW ATTEMPTS**  
Season: --  
Career: 8 (2x) MR vs. Milwaukee (1/6/17)\*\*
- **REBOUNDS**  
Season: --  
Career: 7 at Bowling Green (11/20/16)\*\*
- **ASSISTS**  
Season: --  
Career: 7 at Youngstown State (12/31/16)\*\*
- **BLOCKED SHOTS**  
Season: --  
Career: 1 at Cleveland State (12/29/16)\*\*
- **STEALS**  
Season: --  
Career: 3 vs. UMKC (11/21/16)\*\*
- **MINUTES**  
Season: --  
Career: 36 vs. SIU-Edwardsville (12/19/16)\*\*

\* recorded while playing at Ohio State

\*\* recorded while playing at Green Bay

# CAREER AND SEASON HIGHS

## 15 | COURTLAND CUEVAS

- **POINTS**  
Season: --  
Career: --
- **FIELD GOALS**  
Season: --  
Career: --
- **FIELD GOAL ATTEMPTS**  
Season: --  
Career: --
- **3-POINT FIELD GOALS**  
Season: --  
Career: --
- **3-POINT FIELD GOAL ATTEMPTS**  
Season: --  
Career: --
- **FREE THROWS**  
Season: --  
Career: --
- **FREE THROW ATTEMPTS**  
Season: --  
Career: --
- **REBOUNDS**  
Season: --  
Career: --
- **ASSISTS**  
Season: --  
Career: --
- **BLOCKED SHOTS**  
Season: --  
Career: --
- **STEALS**  
Season: --  
Career: --
- **MINUTES**  
Season: --  
Career: --

## 20 | SAMAD QAWI

- **POINTS**  
Season: --  
Career: --
- **FIELD GOALS**  
Season: --  
Career: --
- **FIELD GOAL ATTEMPTS**  
Season: --  
Career: --
- **3-POINT FIELD GOALS**  
Season: --  
Career: --
- **3-POINT FIELD GOAL ATTEMPTS**  
Season: --  
Career: --
- **FREE THROWS**  
Season: --  
Career: --
- **FREE THROW ATTEMPTS**  
Season: --  
Career: --
- **REBOUNDS**  
Season: --  
Career: --
- **ASSISTS**  
Season: --  
Career: --
- **BLOCKED SHOTS**  
Season: --  
Career: --
- **STEALS**  
Season: --  
Career: --
- **MINUTES**  
Season: --  
Career: --

## 23 | KOBE KING

- **POINTS**  
Season: --  
Career: 14 vs. Oklahoma (11/22/18)
- **FIELD GOALS**  
Season: --  
Career: 5 vs. Oklahoma (11/22/18)
- **FIELD GOAL ATTEMPTS**  
Season: --  
Career: 10 vs. Michigan State (3/16/19)
- **3-POINT FIELD GOALS**  
Season: --  
Career: 3 vs. Oklahoma (11/22/18)
- **3-POINT FIELD GOAL ATTEMPTS**  
Season: --  
Career: 5 (2x) MR vs. Oklahoma (11/22/18)
- **FREE THROWS**  
Season: --  
Career: 6 vs. Grambling State (12/22/18)
- **FREE THROW ATTEMPTS**  
Season: --  
Career: 6 vs. Grambling State (12/22/18)
- **REBOUNDS**  
Season: --  
Career: 6 vs. NC State (11/27/18)
- **ASSISTS**  
Season: --  
Career: 2 (3x) MR at Indiana (2/26/19)
- **BLOCKED SHOTS**  
Season: --  
Career: 1 (5x) MR vs. Penn State (3/2/19)
- **STEALS**  
Season: --  
Career: 2 at Penn State (1/6/19)
- **MINUTES**  
Season: --  
Career: 34 vs. Ohio State (12/2/17)

## 30 | OWEN HAMILTON

- **POINTS**  
Season: --  
Career: 8 vs. Rockford (11/26/17)\*\*\*
- **FIELD GOALS**  
Season: --  
Career: 4 vs. Rockford (11/26/17)\*\*\*
- **FIELD GOAL ATTEMPTS**  
Season: --  
Career: 6 at Iowa (12/29/17)\*\*\*
- **3-POINT FIELD GOALS**  
Season: --  
Career: --
- **3-POINT FIELD GOAL ATTEMPTS**  
Season: --  
Career: 1 at Iowa (12/29/17)\*\*\*
- **FREE THROWS**  
Season: --  
Career: 2 (2x) MR vs. Central Michigan (2/13/18)\*\*\*
- **FREE THROW ATTEMPTS**  
Season: --  
Career: 2 (5x) MR (2/27/18)\*\*\*
- **REBOUNDS**  
Season: --  
Career: 8 vs. Rockford (11/26/17)\*\*\*
- **ASSISTS**  
Season: --  
Career: 1 (3x) at Toledo (2/6/18)\*\*\*
- **BLOCKED SHOTS**  
Season: --  
Career: 1 (3x) MR at Bowling Green State (1/9/18)\*\*\*
- **STEALS**  
Season: --  
Career: 2 (2x) MR at Eastern Michigan (2/24/18)\*\*\*
- **MINUTES**  
Season: --  
Career: 21 at Iowa (12/29/17)\*\*\*

\*\*\* recorded while playing at NIU



# CAREER AND SEASON HIGHS

## 31 | MICHAEL BALLARD

- **POINTS**  
Season: --  
Career: 2 vs. Grambling (12/22/18)
- **FIELD GOALS**  
Season: --  
Career: --
- **FIELD GOAL ATTEMPTS**  
Season: --  
Career: 2 vs. Savannah State (12/13/18)
- **3-POINT FIELD GOALS**  
Season: --  
Career: --
- **3-POINT FIELD GOAL ATTEMPTS**  
Season: --  
Career: 2 vs. Savannah State (12/13/18)
- **FREE THROWS**  
Season: --  
Career: 2 vs. Grambling (12/22/18)
- **FREE THROW ATTEMPTS**  
Season: --  
Career: 2 vs. Grambling (12/22/18)
- **REBOUNDS**  
Season: --  
Career: 1 (3x) MR (3/7/19)
- **ASSISTS**  
Season: --  
Career: --
- **BLOCKED SHOTS**  
Season: --  
Career: --
- **STEALS**  
Season: --  
Career: --
- **MINUTES**  
Season: --  
Career: 3 (2x) MR vs. Grambling (12/22/18)

## 32 | JOE HEDSTROM

- **POINTS**  
Season: --  
Career: --
- **FIELD GOALS**  
Season: --  
Career: --
- **FIELD GOAL ATTEMPTS**  
Season: --  
Career: --
- **3-POINT FIELD GOALS**  
Season: --  
Career: --
- **3-POINT FIELD GOAL ATTEMPTS**  
Season: --  
Career: --
- **FREE THROWS**  
Season: --  
Career: --
- **FREE THROW ATTEMPTS**  
Season: --  
Career: --
- **REBOUNDS**  
Season: --  
Career: --
- **ASSISTS**  
Season: --  
Career: --
- **BLOCKED SHOTS**  
Season: --  
Career: --
- **STEALS**  
Season: --  
Career: --
- **MINUTES**  
Season: --  
Career: --

## 34 | BRAD DAVISON

- **POINTS**  
Season: --  
Career: 30 vs. Michigan State (2/25/18)
- **FIELD GOALS**  
Season: --  
Career: 10 vs. Michigan State (2/25/18)
- **FIELD GOAL ATTEMPTS**  
Season: --  
Career: 19 vs. Michigan State (2/25/18)
- **3-POINT FIELD GOALS**  
Season: --  
Career: 6 vs. Savannah State (12/13/18)
- **3-POINT FIELD GOAL ATTEMPTS**  
Season: --  
Career: 9 vs. Savannah State (12/13/18)
- **FREE THROWS**  
Season: --  
Career: 11 vs. Marquette (12/9/17)
- **FREE THROW ATTEMPTS**  
Season: --  
Career: 16 vs. Marquette (12/9/17)
- **REBOUNDS**  
Season: --  
Career: 7 (2x) MR vs. Illinois (2/18/19)
- **ASSISTS**  
Season: --  
Career: 6 (2x) MR at Northwestern (2/22/18)
- **BLOCKED SHOTS**  
Season: --  
Career: 1 at Purdue (1/16/18)
- **STEALS**  
Season: --  
Career: 4 (4x) MR at Western Kentucky (12/29/18)
- **MINUTES**  
Season: --  
Career: 44 vs. Minnesota (2/19/18)

## 35 | NATE REUVERS

- **POINTS**  
Season: --  
Career: 22 at Illinois (1/23/19)
- **FIELD GOALS**  
Season: --  
Career: 7 (2x) MR at Illinois (1/23/19)
- **FIELD GOAL ATTEMPTS**  
Season: --  
Career: 13 at Maryland (1/14/19)
- **3-POINT FIELD GOALS**  
Season: --  
Career: 4 at Maryland (1/14/19)
- **3-POINT FIELD GOAL ATTEMPTS**  
Season: --  
Career: 8 at Maryland (1/14/19)
- **FREE THROWS**  
Season: --  
Career: 6 at Illinois (1/23/19)
- **FREE THROW ATTEMPTS**  
Season: --  
Career: 6 at Illinois (1/23/19)
- **REBOUNDS**  
Season: --  
Career: 10 at Illinois (1/23/19)
- **ASSISTS**  
Season: --  
Career: 4 vs. Maryland (2/1/19)
- **BLOCKED SHOTS**  
Season: --  
Career: 9 vs. Stanford (11/21/18)
- **STEALS**  
Season: --  
Career: 2 (5x) MR vs. Maryland (2/1/19)
- **MINUTES**  
Season: --  
Career: 35 at Indiana (2/26/19)

# INDIVIDUAL CAREER STATISTICS

UPDATED THROUGH 2018-19 SEASON

## Anderson, Trevor

Season	gp-gs	min/avg	Total		3-Point		F-Throws		Rebounds										Scoring	
			fg-fga	pct	fg-fga	pct	ft-fa	pct	off	def	tot	avg	pf	fo	ast	to	blk	stl	pts	avg
2016-17*	20-20	570/28.5	58-145	.400	35-93	.376	45-56	.804	11	46	57	2.9	32	0	53	37	1	15	196	9.8
2018-19	8-0	55/6.9	6-10	.600	1-1	1.000	0-0	.000	1	8	9	1.1	3	0	3	1	0	0	13	1.6
TOTAL	8-0	55/6.9	6-10	.600	1-1	1.000	0-0	.000	1	8	9	1.1	3	0	3	1	0	0	13	1.6
All*	28-20	625/22.3	64-155	.413	36-94	.383	45-56	.804	12	54	66	2.4	35	0	56	38	1	15	209	7.5

\* Statistics from prior team/school

## Ballard, Michael

Season	gp-gs	min/avg	Total		3-Point		F-Throws		Rebounds										Scoring	
			fg-fga	pct	fg-fga	pct	ft-fa	pct	off	def	tot	avg	pf	fo	ast	to	blk	stl	pts	avg
2017-18	1-0	1/1.0	0-0	.000	0-0	.000	0-0	.000	0	0	0	0.0	0	0	0	0	0	0	0	0.0
2018-19	9-0	17/1.9	0-4	.000	0-3	.000	2-2	1.000	2	1	3	0.3	2	0	0	0	0	0	2	0.2
TOTAL	10-0	18/1.8	0-4	.000	0-3	.000	2-2	1.000	2	1	3	0.3	2	0	0	0	0	0	2	0.2

## Davison, Brad

Season	gp-gs	min/avg	Total		3-Point		F-Throws		Rebounds										Scoring	
			fg-fga	pct	fg-fga	pct	ft-fa	pct	off	def	tot	avg	pf	fo	ast	to	blk	stl	pts	avg
2017-18	33-29	1028/31.2	124-306	.405	60-169	.355	90-110	.818	10	66	76	2.3	109	3	83	59	1	40	398	12.1
2018-19	34-34	1096/32.2	115-299	.385	52-149	.349	76-94	.809	10	101	111	3.3	79	2	62	34	2	36	358	10.5
TOTAL	67-63	2124/31.7	239-605	.395	112-318	.352	166-204	.814	20	167	187	2.8	188	5	145	93	3	76	756	11.3

## Ford, Aleem

Season	gp-gs	min/avg	Total		3-Point		F-Throws		Rebounds										Scoring	
			fg-fga	pct	fg-fga	pct	ft-fa	pct	off	def	tot	avg	pf	fo	ast	to	blk	stl	pts	avg
2017-18	33-20	805/24.4	60-150	.400	45-110	.409	27-33	.818	20	71	91	2.8	64	1	30	25	6	11	192	5.8
2018-19	31-0	429/13.8	35-103	.340	23-80	.288	4-4	1.000	11	48	59	1.9	44	0	11	16	4	8	97	3.1
TOTAL	64-20	1234/19.3	95-253	.375	68-190	.358	31-37	.838	31	119	150	2.3	108	1	41	41	10	19	289	4.5

## King, Kobe

Season	gp-gs	min/avg	Total		3-Point		F-Throws		Rebounds										Scoring	
			fg-fga	pct	fg-fga	pct	ft-fa	pct	off	def	tot	avg	pf	fo	ast	to	blk	stl	pts	avg
2017-18	10-0	190/19.0	21-46	.457	7-21	.333	3-3	1.000	8	6	14	1.4	10	0	6	3	2	2	52	5.2
2018-19	34-1	646/19.0	55-123	.447	15-49	.306	19-29	.655	20	53	73	2.1	27	0	17	17	3	9	144	4.2
TOTAL	44-1	836/19.0	76-169	.450	22-70	.314	22-32	.688	28	59	87	2.0	37	0	23	20	5	11	196	4.5

## McGrory, Walt

Season	gp-gs	min/avg	Total		3-Point		F-Throws		Rebounds										Scoring	
			fg-fga	pct	fg-fga	pct	ft-fa	pct	off	def	tot	avg	pf	fo	ast	to	blk	stl	pts	avg
2017-18	9-0	72/8.0	0-5	.000	0-3	.000	5-7	.714	0	8	8	0.9	5	0	4	7	0	4	5	0.6
2018-19	13-0	31/2.4	2-5	.400	2-4	.500	0-0	.000	0	2	2	0.2	2	0	1	2	0	0	6	0.5
TOTAL	22-0	103/4.7	2-10	.200	2-7	.286	5-7	.714	0	10	10	0.5	7	0	5	9	0	4	11	0.5

## Pritzl, Brevin

Season	gp-gs	min/avg	Total		3-Point		F-Throws		Rebounds										Scoring	
			fg-fga	pct	fg-fga	pct	ft-fa	pct	off	def	tot	avg	pf	fo	ast	to	blk	stl	pts	avg
2015-16	1-0	4/4.0	0-0	.000	0-0	.000	0-0	.000	0	0	0	0.0	0	0	0	1	0	0	0	0.0
2016-17	24-0	195/8.1	13-38	.342	5-21	.238	14-19	.737	14	12	26	1.1	18	0	2	5	0	7	45	1.9
2017-18	32-21	938/29.3	93-234	.397	53-149	.356	47-55	.855	30	92	122	3.8	56	1	33	17	7	26	286	8.9
2018-19	34-0	668/19.6	50-108	.463	32-78	.410	30-36	.833	15	68	83	2.4	36	0	17	10	3	10	162	4.8
TOTAL	91-21	1805/19.8	156-380	.411	90-248	.363	91-110	.827	59	172	231	2.5	110	1	52	33	10	43	493	5.4

# INDIVIDUAL CAREER STATISTICS

UPDATED THROUGH 2018-19 SEASON

## Reuvers, Nate

			Total		3-Point		F-Throws		Rebounds										Scoring	
Season	gp-gs	min/avg	fg-fga	pct	fg-fga	pct	ft-fa	pct	off	def	tot	avg	pf	fo	ast	to	blk	stl	pts	avg
2017-18	28-15	466/16.6	58-152	.382	12-47	.255	20-24	.833	19	36	55	2.0	67	0	22	29	26	7	148	5.3
2018-19	34-34	779/22.9	105-234	.449	32-84	.381	26-41	.634	42	91	133	3.9	81	1	34	32	60	10	268	7.9
TOTAL	62-49	1245/20.1	163-386	.422	44-131	.336	46-65	.708	61	127	188	3.0	148	1	56	61	86	17	416	6.7

## Trice, D'Mitrik

			Total		3-Point		F-Throws		Rebounds										Scoring	
Season	gp-gs	min/avg	fg-fga	pct	fg-fga	pct	ft-fa	pct	off	def	tot	avg	pf	fo	ast	to	blk	stl	pts	avg
2016-17	37-2	677/18.3	70-184	.380	38-91	.418	30-38	.789	7	62	69	1.9	51	0	63	37	3	20	208	5.6
2017-18	10-10	315/31.5	35-92	.380	12-40	.300	12-17	.706	2	18	20	2.0	13	0	23	13	1	6	94	9.4
2018-19	34-34	1107/32.6	133-346	.384	76-195	.390	51-68	.750	6	88	94	2.8	65	1	90	45	1	30	393	11.6
TOTAL	81-46	2099/25.9	238-622	.383	126-326	.387	93-123	.756	15	168	183	2.3	129	1	176	95	5	56	695	8.6

# TEAM SUPERLATIVES

## WISCONSIN

	HIGH		LOW	
• Points	101	SAVANNAH STATE (12/13/18)	46	vs. Virginia (11/23/18)
• First-Half Points	69	SAVANNAH STATE (12/13/18)	14	MINNESOTA (1/3/19)
• Second-Half Points	50	NC STATE (11/27/18)	21	MICHIGAN ST. (2/12/19)
• Field Goals Made	37	SAVANNAH STATE (12/13/18)	19	at Minnesota (2/6/19)
• Field Goal Attempts	69	at Indiana (2/26/19)	47	at Illinois (1/23/19)
• Field Goal Percentage	.603 (35-58)	HOUSTON BAPTIST (11/17/18)	.345 (19-55)	at Minnesota (2/6/19)
• 3-Point Field Goals Made	16	SAVANNAH STATE (12/13/18)	1	vs. Stanford (11/21/18)
• 3-Point Field Goal Attempts	34	SAVANNAH STATE (12/13/18)	8	vs. Stanford (11/21/18)
• 3-Point Field Goal Pct. (min. 10 att.)	.636 (14-22)	vs. Oklahoma (11/22/18)	.105 (2-19)	vs. Michigan State (3/16/19)
• Free Throws Made	23	COPPIN STATE (11/6/18)	0	at Michigan (2/9/19)
• Free Throw Attempts	27	IOWA (3/7/19)	2	at Michigan (2/9/19)
• Free Throw Pct. (min. 12 att.)	.917 (11-12)	vs. Nebraska (3/15/19)	.412 (7-17)	MINNESOTA (1/3/19)
• Offensive Rebounds	15	IOWA (3/7/19)	2	MINNESOTA (1/3/19)
• Defensive Rebounds	37	at Ohio State (3/10/19)	20	vs. Michigan State (3/16/19)
• Total Rebounds	49	IOWA (3/7/19)	25	MINNESOTA (1/3/19)
• Assists	28	SAVANNAH STATE (12/13/18)	2	vs. Stanford (11/21/18)
• Blocked Shots	11	vs. Stanford (11/21/18)	1	3x; MR at WKU (12/29/18)
• Steals	10	SAVANNAH STATE (12/13/18)	1	2x; MR at Ohio State (3/10/19)
• Turnovers	17	4x; MR vs. Nebraska (3/15/19)	4	MARYLAND (2/1/19)
• Fouls	24	at Iowa (11/30/18)	11	3x; MR MICHIGAN (1/19/19)

## OPPONENTS

	HIGH		LOW	
• Points	84	PURDUE (1/11/19)	45	IOWA (3/7/19)
• First-Half Points	37	2x; MR MICHIGAN ST. (2/12/19)	16	at Ohio State (3/10/19)
• Second-Half Points	53	at Western Kentucky (12/29/18)	20	vs. Virginia (11/23/18)
• Field Goals Made	32	at Western Kentucky (12/29/18)	16	3x; MR NORTHWESTERN (1/26/19)
• Field Goal Attempts	66	2x; MR at Ohio State (3/10/19)	47	at Maryland (1/14/19)
• Field Goal Percentage	.552 (32-58)	at Western Kentucky (12/29/18)	.271 (16-59)	vs. Stanford (11/21/18)
• 3-Point Field Goals Made	11	3x; MR PURDUE (1/11/19)	1	at Minnesota (2/6/19)
• 3-Point Field Goal Attempts	39	SAVANNAH STATE (12/13/18)	13	2x; MR at Minnesota (2/6/19)
• 3-Point Field Goal Pct. (min. 10 att.)	.500 (8-16)	at Maryland (1/14/19)	.077 (1-13)	at Minnesota (2/6/19)
• Free Throws Made	24	at Maryland (1/14/19)	1	SAVANNAH STATE (12/13/18)
• Free Throw Attempts	34	at Marquette (12/8/18)	2	SAVANNAH STATE (12/13/18)
• Free Throw Pct. (min. 10 att.)	.909 (10-11)	ILLINOIS (2/18/19)	.455 (5-11)	2x; MR MICHIGAN (1/19/19)
• Offensive Rebounds	18	at Nebraska (1/29/19)	3	SAVANNAH STATE (12/13/18)
• Defensive Rebounds	36	vs. Michigan State (3/16/19)	16	2x; MR vs. Nebraska (3/15/19)
• Total Rebounds	46	at Indiana (2/26/19)	20	SAVANNAH STATE (12/13/18)
• Assists	19	at Western Kentucky (12/29/18)	6	PENN STATE (3/2/19)
• Blocked Shots	8	at Minnesota (2/6/19)	0	2x; MR at Illinois (1/23/19)
• Steals	10	3x; MR vs. Nebraska (3/15/19)	2	3x; MR PENN STATE (3/2/19)
• Turnovers	17	GRAMBLING STATE (12/22/18)	3	at Northwestern (2/23/19)
• Fouls	26	COPPIN STATE (11/6/18)	9	2x; MR at Michigan (2/9/19)

## MISCELLANEOUS

	HIGH	SECOND-HIGHEST
• UW's Largest Deficit Overcome in Win	12 (41-29, 19:01 2H) NC STATE (11/27/18)	10 (27-17, 2:57 1H) RUTGERS (12/03/18)
• UW's Largest Deficit Overcome in Win (2nd Half)	12 (41-29, 19:01 2H) NC STATE (11/27/18)	8 (46-38, 12:56 2H) at Iowa (11/30/18)
• UW's Largest Lead Surrendered in Loss	8 (13-5, 14:36 1H) at Michigan (2/9/19)	7 (32-25, 3:50 1H) MICHIGAN ST. (2/12/19)
• UW's Largest Lead Surrendered in Loss (2nd Half)	6 at Marquette (12/8/18); MICHIGAN ST. (2/12/19)	4 (38-34, 18:48 2H) at WKU (12/29/18)
• UW's Largest Halftime Lead	37 SAVANNAH STATE (12/13/18)	26 HOUSTON BAPTIST (11/17/18)
• UW's Largest Halftime Deficit	18 at Maryland (1/14/19)	15 (2x); MR MINNESOTA (1/3/19)
• UW's Largest Lead	44 (78-34, 14:33 2H) SAVANNAH ST (12/13/18)	38 (93-55, 2:05 2H) HOUSTON BAPTIST (11/17/18)
• UW's Largest Deficit	21 (38-17, 17:47 2H) at Maryland (1/14/19)	17 (27-10, 7:42 1H) vs. Michigan State (3/16/19)



# INDIVIDUAL SUPERLATIVES

## WISCONSIN

## HIGH

## SECOND-HIGHEST

• Points	34	Ethan Happ (at Marquette - 12/8/18)	31	Ethan Happ (PURDUE - 1/11/19)
• Field Goals Made	16	Ethan Happ (at Marquette - 12/8/18)	15	Ethan Happ (at Xavier - 11/13/18)
• Field Goal Attempts	24	Ethan Happ (at Penn State - 1/6/19)	23	2x MR Ethan Happ (at WKU - 12/29/18)
• Field Goal Pct. (min. 5 made)	1.000 (5-5)	2x; MR Brevin Pritzl (PENN STATE - 3/2/19)	.875 (7-8)	Ethan Happ (SAVANNAH STATE - 12/13/18)
• 3-Point Field Goals Made	7	D'Mitrik Trice (vs. Oklahoma - 11/22/18)	6	Brad Davison (SAVANNAH STATE - 12/13/18)
• 3-Point Field Goal Attempts	10	D'Mitrik Trice (at Maryland - 1/14/19)	9	3x; MR D'Mitrik Trice (at Northwestern - 2/23/19)
• 3-Point FG Pct. (min. 5 made)	1.000 (5-5)	D'Mitrik Trice (at Xavier - 11/13/18)	.875 (7-8)	D'Mitrik Trice (vs. Oklahoma - 11/22/18)
• Free Throws Made	11	Ethan Happ (IOWA - 3/7/19)	8	Brad Davison (vs. Stanford - 11/21/18)
• Free Throw Attempts	18	Ethan Happ (IOWA - 3/7/19)	12	Ethan Happ (MARYLAND - 2/1/19)
• Free Throw Pct. (min. 5 made)	1.000 (6-6)	3x; MR Brad Davison (vs. Nebraska - 3/15/19)	.889 (8-9)	Brad Davison (vs. Stanford - 11/2/18)
• Offensive Rebounds	8	Ethan Happ (IOWA - 3/7/19)	5	2x; MR Khaili Iverson (ILLINOIS - 1/18/19)
• Total Rebounds	15	Ethan Happ (vs. Virginia - 11/23/18)	14	3x; Happ and Iverson (at Ohio State - 3/10/19)
• Assists	12	Ethan Happ (COPPIN STATE - 11/6/18)	11	Ethan Happ (NORTHWESTERN - 1/26/19)
• Blocked Shots	9	Nate Reuvers (vs. Stanford - 11/21/18)	7	Nate Reuvers (at Minnesota - 2/6/19)
• Steals	4	3x; MR Ethan Happ (PENN STATE - 3/2/19)	3	6x; MR D'Mitrik Trice (at Penn State - 1/6/19)
• Turnovers	8	Ethan Happ (PURDUE - 1/11/19)	7	Ethan Happ (vs. Nebraska - 3/15/19)
• Fouls	5	8x; MR D'Mitrik Trice (vs. Michigan St. - 3/16/19)	4	12x; MR D'Mitrik Trice (at Ohio State - 3/10/19)

## OPPONENTS

## HIGH

## SECOND-HIGHEST

• Points	36	Carsen Edwards (PURDUE - 1/11/19)	27	Markus Howard (at Marquette - 12/8/18)
• Field Goals Made	10	2x; MR Carsen Edwards (PURDUE - 1/11/19)	9	5x; MR Cassius Winston (vs. Michigan St. - 3/16/19)
• Field Goal Attempts	29	Markus Howard (at Marquette - 12/8/18)	26	Carsen Edwards (PURDUE - 1/11/19)
• Field Goal Pct. (min. 5 made)	.875 (7-8)	Charles Bassey (at WKU - 12/29/18)	.750 (9-12)	Dererk Pardon (at Northwestern - 2/23/19)
• 3-Point Field Goals Made	6	Carsen Edwards (PURDUE - 1/11/19)	5	Glynn Watson Jr. (vs. Nebraska - 3/15/19)
• 3-Point Field Goal Attempts	14	2x; MR Glynn Watson Jr. (vs. Nebraska - 3/15/19)	11	Jaquan Dotson (SAVANNAH STATE - 12/13/18)
• 3-Point FG Pct. (min. 5 made)	.429 (6-14)	Carsen Edwards (PURDUE - 1/11/19)	---	
• Free Throws Made	12	Markus Howard (at Marquette - 12/8/18)	11	2x; MR Lamar Stevens (PENN STATE - 3/2/19)
• Free Throw Attempts	15	Markus Howard (at Marquette - 12/8/18)	14	Carsen Edwards (PURDUE - 1/11/19)
• Free Throw Pct. (min. 5 made)	1.000 (5-5)	Charles Bassey (at WKU - 12/29/18)	.846 (11-13)	2x; MR Lamar Stevens (PENN STATE - 3/2/19)
• Offensive Rebounds	8	Jordan Murphy (at Minnesota - 2/6/19)	7	Trevion Williams (PURDUE - 1/11/19)
• Total Rebounds	19	Jordan Murphy (at Minnesota - 2/6/19)	15	2x; MR Juwan Morgan (at Indiana - 2/26/19)
• Assists	10	Dalano Banton (at WKU - 12/29/18)	7	Daejon Davis (vs. Stanford - 11/21/18)
• Blocked Shots	5	Jamuni McNease (vs. Oklahoma - 11/22/18)	4	4x; MR Isaiah Roby (vs. Nebraska - 3/15/19)
• Steals	4	2x; MR James Palmer (vs. Nebraska - 3/15/19)	3	8x; MR Isaiah Roby (vs. Nebraska - 3/15/19)
• Turnovers	5	6x; MR Isaiah Roby (vs. Nebraska - 3/15/19)	4	11x; MR Rasir Bolton (PENN STATE - 3/2/19)
• Fouls	5	11x; MR Wesson & Woods (at Ohio State - 3/10/19)	4	28x; MR Nick Ward (vs. Michigan St. - 3/16/19)

# THE LAST TIME WISCONSIN...

## Wisconsin Team

**UW ranked No. 1 in AP Top 25:** Feb. 21, 2007  
**UW ranked in AP Top 25:** No. 19 (3/11/19)  
**UW ranked in USA Today Coaches Poll:** No. 19 (3/11/19)  
**Played AP No. 1-ranked opponent:** Win vs. Villanova, 65-62, (3/18/17)  
**Defeated AP No. 1-ranked opponent:** Villanova, 65-62, (3/18/17)  
**Played AP No. 2-ranked opponent:** Win vs. Michigan, 64-54, (1/19/19)  
**Defeated opponent ranked 3-10 by AP:** No. 6 Purdue, 57-53, (2/15/18)  
**Defeated opponent ranked 11-25 by AP:** No. 21 Maryland, 69-61 (2/1/19)  
**Defeated AP Top 25 opponent on the road:** No. 14 Iowa, 72-66 (11/30/18)

## Scoring

**Scored 20 or more points:** 20, Ethan Happ vs. Michigan State (3/16/19)  
**Scored 30 or more points:** 31, Ethan Happ vs. Purdue (1/11/19)  
**Scored 40 or more points:** 43, Frank Kaminsky vs. North Dakota (11/19/13)  
**Two or more Badgers scored 30 points, same game:** Joe Franklin (31) and Chuck Nagle (30) vs. Purdue (3/2/68) — only other time this happened in school history was Jack Brens (31) and Ken Siebel (31) vs. Utah (12/28/62)  
**Two or more Badgers scored 20 points, same game:** Brad Davison (26), Ethan Happ (20) at Western Kentucky (12/29/18)  
**Three or more Badgers scored 20 points, same game:** Jon Leuer (24), Josh Gasser (21), Jordan Taylor (20), vs. PVAMU (11/14/10)  
**Scored 20 points in one half:** Brad Davison (23 in 2nd) vs. Michigan State (2/25/18)  
**Scored 20 points/two straight games:** D'Mitrik Trice (21 vs. Coppin State, 11/7/18; 22 at Xavier, 11/13/18)  
**Scored 20 points/three straight games:** Ethan Happ (21 vs. Purdue, 2/15/18; 29 vs. Michigan, 2/11/18; 27 at Illinois, 2/8/18)  
**Scored 20 points/four straight games:** Jordan Taylor (28 vs. Indiana, 1/20/11; 22 vs. Illinois, 1/15/11; 21 at Michigan State, 1/11/11; 20 vs. Michigan, 1/5/11)  
**Scored 30 points/two straight games:** Michael Finley (30 at Michigan, 1/29/94; 32 vs. Michigan State, 2/2/94)  
**No Badger scored in double figures:** vs. Marquette (12/8/12)  
**One Badger scored in double figures:** 15, Ethan Happ at Purdue (1/16/18)  
**Four players scored in double figures:** Khalil Iverson (14), Nate Reuvers (14), Brad Davison (11) and Aleem Ford (11) vs. Nebraska (3/15/19)  
**Five players scored in double figures:** Davison (24), Happ (18), Trice (13), Strickland (14), King (10) vs. Savannah State (12/13/18)  
**Six players scored in double figures:** Koenig (18), Hayes (17), Iverson (16), Brown (15), Happ (11), Showalter (11) vs. Marquette (12/10/16)  
**UW Scored 70 or more points:** 73 at Ohio State (3/10/19)  
**UW Scored 80 or more points:** 80 vs. Purdue (1/11/19)  
**UW Scored 90 or more points:** 101 vs. Savannah State (12/13/18)  
**UW Scored 100 or more points:** 101 vs. Savannah State (12/13/18)

## Field Goal Shooting

**Shot 90 percent or better (min. 10 att.):** .900 (9-10), Carlton McGee vs. Michigan (2/26/92)  
**UW shot 50 percent or better:** .511, at Illinois (1/23/19)  
**UW shot 60 percent or better:** .603, vs. Houston Baptist (11/17/18)  
**UW shot 70 percent or better:** .744, vs. Army (12/30/79)  
**UW made 30 or more field goals:** 30, vs. Purdue (1/11/19)  
**UW made 40 or more field goals:** 42, vs. Iowa (3/9/94)  
**UW made 50 or more field goals:** Has not happened  
**UW attempted 60 or more field goals:** 68, vs. Michigan State (3/16/19)  
**UW attempted 70 or more field goals:** 73, vs. Ohio State (1/12/17)  
**UW attempted 80 or more field goals:** 83, vs. Northwestern (1/28/95)  
**UW attempted 100 or more field goals:** 102, vs. South Dakota (12/9/72)

## 3-Point Field Goal Shooting

**Made 5 or more 3-point field goals:** 6, Brad Davison vs. Savannah State (12/13/18)  
**UW shot 40 percent or better (min. 8 att.):** .500, vs. Maryland (2/1/19)  
**UW shot 50 percent or better (min. 8 att.):** .500, vs. Maryland (2/1/19)  
**UW shot 60 percent or better (min. 8 att.):** .636, vs. Oklahoma (11/22/18)  
**UW shot 70 percent or better (min. 8 att.):** .727, at Indiana (2/25/10)  
**UW shot 80 percent or better (min. 8 att.):** .889, vs. North Dakota St. (12/10/86)  
**UW shot 90 percent or better (min. 8 att.):** .900, at Illinois (1/25/97)  
**UW made 10 or more 3-point field goals:** 11, at Maryland (1/14/19)  
**UW made 15 or more 3-point field goals:** 16, vs. Savannah State (12/13/18)  
**UW attempted 30 or more 3-point field goals:** 30, at Maryland (1/14/19)  
**UW attempted 40 or more 3-point field goals:** 40, vs. Temple (12/3/01)

## Double-Double / Triple-Double

**Had a triple-double:** Ethan Happ (13 pts, 12 reb, 11 ast) vs. Northwestern (1/26/19)  
**Had a double-double (Pts/Ast):** Ethan Happ (10 p, 11 r, 12a) vs. Coppin St. (11/6/18)  
**Had a double-double (Pts/Reb):** Happ (16 p, 14 r) & Iverson (22 p, 14 r) at Ohio State (3/10/19)  
**Had a double-double (Ast/Reb):** Ethan Happ (10p, 11r, 12a) vs. Coppin St. (11/6/18)  
**Had a double-double in consecutive games:** Happ & Iverson, Two Straight (3/7 - 3/10)  
**Two with double-double:** Happ (16 p, 14 r) & Iverson (22 p, 14 r) at Ohio State (3/10/19)

## Free Throw Shooting

**Perfect at the FT line (min. 10 att.):** 10-10, Brad Davison vs. Illinois (1/19/18)  
**UW shot 80 percent or better (min. 12 att.):** .917, vs. Nebraska (3/15/19)  
**UW shot 90 percent or better (min. 12 att.):** .917, vs. Nebraska (3/15/19)  
**UW shot 100 percent (min. 12 att.):** 14-14, at Michigan State (2/16/12)  
**UW made 20 or more free throws:** 20, vs. Grambling State (12/22/18)  
**UW made 30 or more free throws:** 30, vs. Minnesota (2/13/14)  
**UW made 40 or more free throws:** 40, vs. Minnesota (1/12/53)  
**UW attempted 30 or more free throws:** 31, vs. Nebraska (1/29/18)  
**UW attempted 40 or more free throws:** 42, at Illinois (2/3/13)  
**UW attempted 50 or more free throws:** 50, at Indiana (2/12/62)  
**UW attempted 60 or more free throws:** 61, at Michigan (2/21/53)

## Rebounds

**Had 10+ rebounds:** Happ (14) & Iverson (14) at Ohio State (3/10/19)  
**Had 15+ rebounds:** 15, Ethan Happ vs. Virginia (11/23/18)  
**Had 20+ rebounds:** 25, Joe Chrmelich vs. St. Mary's (12/2/76)  
**Had 30+ rebounds:** 30, Paul Morrow vs. Purdue (1/3/53)  
**Had 10+ reb. in consecutive games:** Happ & Iverson, Two Straight (3/7 - 3/10)  
**UW had 40+ rebounds:** 47, at Ohio State (3/10/19)  
**UW had 50+ rebounds:** 53, vs. Florida A&M (12/23/16)

## Assists

**Had 10 or more assists:** 11, Ethan Happ vs. Northwestern (1/26/19)  
**Had 15 or more assists:** Has not happened  
**UW had 20 or more assists:** 28, vs. Savannah State (12/13/18)  
**UW had 30 or more assists:** 30, vs. Iowa (3/9/94)

## Blocked Shots

**Had 5 or more blocked shots:** 7, Nate Reuvers at Minnesota (2/6/19)  
**Had 10 or more blocked shots:** Has not happened  
**UW had 10 or more blocked shots:** 11, vs. Stanford (11/21/18)  
**UW had 15 or more blocked shots:** Has not happened

## Steals

**Had 5 or more steals:** 5, Ethan Happ vs. Maryland (2/19/17)  
**Had 10 or more steals:** 10, Mike Kelley vs. Texas (12/7/99)  
**UW had 10 or more steals:** 10, vs. Savannah State (12/13/18)  
**UW had 15 or more steals:** 16, (2x) MR vs. California (12/2/12)

## Turnovers

**UW had 1 or fewer turnovers:** 1, vs. Iowa (1/20/15)  
**UW had 5 or fewer turnovers:** 5, vs. Penn State (3/2/19)  
**Opponent committed 15 or more turnovers:** 15, vs. Iowa (3/7/19)  
**Opponent committed 20 or more turnovers:** 22, at Nebraska (2/9/17)

## Overtime

**Won a game in overtime:** at Ohio State, 73-67, 3/10/19  
**Lost a game in overtime:** at Indiana (2OT) (75-73), 2/26/19  
**Played a 2-overtime game:** at Indiana (75-73), 2/26/19  
**Played a 3-overtime game:** vs. Indiana (85-86), 2/16/87  
**Played in consecutive OT games:** (3) vs. Iowa (2/6/13), vs. Mich. (2/9/13), at Minn. (2/14/13)

## Miscellaneous

**Hit a buzzer beater:** vs. Xavier, 3/20/16 (Bronson Koenig hits 3PT in corner, UW 66-63)  
**Won after trailing by at least 10 pts in second half:** 12 vs. NC State, 11/27/18 (down 41-29, 19:01 remaining - won 79-75)  
**Won after trailing by at least 15 pts in second half:** 15 vs. Ohio State, 2/12/11 (down 47-32, 13:21 remaining - won 71-67)  
**UW scored 10 straight points or more:** 11-0 (18:01 - 16:05 2H) at Ohio State (3/10/19)  
**UW scored 15 straight points or more:** 15-0 (6:29 - 2:27 2H) vs. Michigan (1/17/17)  
**UW held opp. scoreless 5:00 or longer:** 5:59 (20:00 - 14:01 1H) at Ohio State (3/10/19)  
**UW held opp. scoreless for 8:00 or longer:** 8:38 (12:53 - 4:15 1H) vs. Purdue (2/15/18)