

WISCONSIN BASKETBALL

24 NCAA TOURNAMENT APPEARANCES ■ 4 FINAL FOURS ■ 18 BIG TEN CHAMPIONSHIPS ■ 21 CONSENSUS ALL-AMERICANS

WISCONSIN BADGERS

4-1, 0-0 BIG TEN



Rankings (AP/Coaches): RV/RV
Head Coach: Greg Gard
Record at Wisconsin: 84-48 (5th)
Overall Record: 84-48 (5th)

VS

RICHMOND SPIDERS

4-0, 0-0 ATLANTIC 10



Rankings (AP/Coaches): --/--
Head Coach: Chris Mooney
Record at Richmond: 253-215 (15th)
Overall Record: 271-227 (18th)

MONDAY, NOV. 25 ■ 6 PM (CT) ■ BROOKLYN, N.Y. ■ BARCLAYS CENTER (17,237) ■ ESPN2

BADGERS TAKE BROOKLYN FOR LEGENDS CLASSIC

- Winners of 4 straight, Wisconsin travels to Brooklyn, N.Y. for a pair of games at the Roman Legend's Classic. The Badgers will take on Richmond on Monday night at the Barclays Center before facing either No. 19 Auburn or New Mexico on Tuesday.
- Wisconsin is making its first trip to the Barclays Center, but is very familiar with the New York City area. In fact, the Badgers have played 6 games (going 3-3) at Madison Square Garden over the last 5 years.
- The Badgers have played in a non-conference November tournament 13 of the last 14 years, going 23-10 (.697) in such games since 2005.



Through 5 games, Brad Davison leads UW and ranks 9th in the Big Ten averaging 15.6 ppg. He's also 2nd on the team with 11 ast and leads the Badgers with 7 stl.

FAST BREAK FACTS

- In his 5th season at helm, **Greg Gard** has led the Badgers to a mark of 84-48 (.636) overall, the 3rd-highest win percentage in program history.
 Under Gard, UW has tallied 4 wins over top-5 teams, the most in the Big Ten during that span. UW has 7 wins over AP Top 10 teams (7-8, .467).
- UW has displayed balanced scoring this season, with 6 different players averaging at least 8.5 points per game. The last time UW had at least 6 averaging 8.0+ ppg was in 1995-96.
- Wisconsin has had 6 Badgers score in double figures in two straight games now. That's the first time UW has done so since at least 1995.
 In fact, since 1995 UW has had 6 score in double figures in the same game just 7 times. Two of those being this season, back-to-back.
- Wisconsin ranks 4th in the NCAA shooting 82.6% (76-for-92) at the free throw line this season, averaging 18.4 FTAs per game. Both are big improvements from a year ago when the Badgers shot 64.8% and averaged 15.6 FTAs per game.
- The Badgers rank 34th in the NCAA in adjusted defensive efficiency according to KenPom.com. UW has finished among the NCAA's top-15 in defensive

efficiency in 3 of Gard's 4 seasons (#4 in 2018-19).

- Gard has led the Badgers to the NCAA tournament in 3 of his first 4 seasons as head coach, making him one of only 10 active coaches to do so.

Gard (Wisconsin), Jim Boeheim (Syracuse), Mark Few (Gonzaga), Bob Huggins (West Virginia), Lon Kruger (Oklahoma), Matt Painter (Purdue), Steve Prohm (Iowa State), Bill Self (Kansas), Mike White (Florida) and Roy Williams (North Carolina).

- Wisconsin is 1 of just 5 teams to participate in 20 of the last 21 NCAA tournaments, joined by Duke, Kansas, Michigan State & Gonzaga.

The Badgers are 1 of 3 teams to reach the Sweet 16 in 6 of the last 9 seasons (2011, 2012, 2014, 2015, 2016 and 2017).

Kansas and Kentucky are the only other 2 schools to reach 6 of the last 9 seasons.

- UW players have earned 16 first-team All-Big Ten honors over the last 18 seasons. That is 3 more than any other team in the conference.

WISCONSIN'S POTENTIAL STARTERS

No.	Name	Pos.	Yr.	Pts.	Reb.	Ast.	FG%	3FG%	FT%
0	D'MITRIK TRICE	G	Jr.	8.6	4.0	3.2	.395	.409	1.000
	T10th in Big Ten with 9 made 3s (40.9% 3FG); 11 pts, career-high 8 reb, tied career best 7 ast vs. Green Bay								
2	ALEEM FORD	F	R-Jr.	11.6	4.6	1.2	.451	.292	.714
	4 straight games scoring in double figures (13 career); had 12 pts, matched career high in reb (7) vs. Marquette								
23	KOBE KING	G	R-So.	11.5	3.8	2.3	.433	.500	.739
	Scored in double figures 3 straight games, including career high 18p and 6r vs. EU; 17-23 FTs this season								
34	BRAD DAVISON	G	Jr.	15.6	3.6	2.2	.542	.421	.947
	68 career starts in 72 games played; has scored 15+ pts in 4 of 5 games, inc. season-high 24 pts vs. McNeese								
35	NATE REUVERS	F	Jr.	15.0	5.6	1.0	.464	.353	.810
	15th in NCAA with 3.2 blocks per game; double-figure scoring all 5 games this year (22p vs. #20 Saint Mary's)								

2019-20 SCHEDULE

Nov. 1	UW-LA CROSSE (Ex.)	W, 82-53
Nov. 5	vs. #20 Saint Mary's^	L, 63-65 (ot)
Nov. 8	EASTERN ILLINOIS	W, 65-52
Nov. 13	McNEESE STATE	W, 83-63
Nov. 17	MARQUETTE	W, 77-61
Nov. 21	GREEN BAY	W, 88-70

LEGENDS CLASSIC - BROOKLYN, NY

Nov. 25	vs. Richmond*	6 p.m.
Nov. 26	vs. Auburn/New Mexico*	4/6:30 p.m.

Dec. 4	at NC State	8:15 p.m.
Dec. 7	INDIANA	3:30 p.m.
Dec. 11	at Rutgers	6 p.m.
Dec. 21	MILWAUKEE	4 p.m.
Dec. 28	at Tennessee [20]	TBA
Dec. 31	RIDER	6 p.m.
Jan. 3	Ohio State [10]	6 p.m.
Jan. 8	ILLINOIS	8 p.m.
Jan. 11	at Penn State	TBA
Jan. 14	MARYLAND [6]	8 p.m.
Jan. 17	Michigan State [3]	6 p.m.
Jan. 21	NEBRASKA	8 p.m.
Jan. 24	at Purdue	6 p.m.
Jan. 27	at Iowa	7:30 p.m.
Feb. 1	MICHIGAN STATE [3]	Noon
Feb. 5	at Minnesota	8 p.m.
Feb. 9	OHIO STATE [10]	Noon
Feb. 15	at Nebraska	1:15 p.m.
Feb. 18	PURDUE	6 p.m.
Feb. 23	RUTGERS	Noon
Feb. 27	at Michigan	6 p.m.
Mar. 1	MINNESOTA	5:30 p.m.
Mar. 4	NORTHWESTERN	8 p.m.
Mar. 7	at Indiana	11 a.m.

BIG TEN TOURNAMENT - Chicago, Ill.

Mar. 11-15 at Big Ten Tournament

NCAA TOURNAMENT

Mar. 17-18	First Four
Mar. 19-22	Rounds 1-2
Mar. 26-29	Sweet 16 / Elite 8
April 4-6	Final Four (Atlanta, Ga.)

^ Sanford Pentagon (Sioux Falls, S.D.)

* Barclay's Center (Brooklyn, N.Y.)

Home games in **BOLD CAPS**

FOLLOW THE #BADGERS

TV: ESPN2

App: ESPN | Online: espn.com/watch

- Play-by-Play: Bob Wischusen
- Analyst: Sean Farnham

RADIO: BADGER SPORTS NETWORK

App: iHeartRadio | Satellite: SiriusXM 372

- Play-by-Play: Matt Lepay
- Analyst: Mike Lucas

SOCIAL MEDIA: #ONWISCONSIN

- Twitter: @BadgerMBB
- Instagram: badgermbb
- Facebook: /WisconsinMensBasketball
- YouTube: /WisconsinBadgers

BASKETBALL COMMUNICATIONS

GENERAL INFORMATION

- Address: 1440 Monroe Street, Madison, WI 53711
- Website: UWBadgers.com
- Press Box Phone: (608) 262-7766

BRANDON HARRISON — PRIMARY

- Phone: (608) 279-8653
- Email: bah@athletics.wisc.edu
- Twitter: @BrandonHarrison



PATRICK HERB — DIR. BRAND STRATEGY

- Phone: (608) 957-2085
- Email: pah@athletics.wisc.edu
- Twitter: @PatrickHerb



MEDIA RESOURCES

CREDENTIAL APPLICATIONS

- www.sportssystem.com/Wisconsin

BIG TEN MEDIA EMAIL LIST

- office.bigten.org/media

WISCONSIN BASKETBALL RECORD BOOK

- go.wisc.edu/MBBRecordBook

WIRELESS INTERNET ACCESS (KOHL CENTER)

- BadgerWiFi (connect and register with email address)

LIVE STATS - STATBROADCAST (KOHL CENTER)

- Wisconsin.StatBroadcast.com (password: buckybadger)

OFFICIAL SOCIAL MEDIA CHANNELS

- Twitter: @BadgerMBB
- Instagram: @badgermbb
- Facebook: /WisconsinMensBasketball
- YouTube: /WisconsinBadgers

RADIO

- Radio Station: WIBA (1310 AM)

Play-by-Play Announcer: Matt Lepay

Address: P.O. Box 99
Madison, WI 53701
Phone: 608-274-5450

Color Analyst: Mike Lucas

Address: 1440 Monroe St.
Madison, WI 53711
Phone: 608-252-6474

Credentials: 2019-20 Wisconsin Basketball credentials must be requested online: www.sportssystem.com/Wisconsin

Contact Brandon Harrison with questions (608-279-8653). Approved credentials will be either mailed or made available at the Brand Communications Office or with the parking attendant (white vehicle) at the entrance to Lot 46 on Frances Street, one block north of the Kohl Center

BALANCED BADGERS

■ The Badgers had 6 players score in double figures for the second straight game in their 88-70 win over Green Bay.

■ UW also did so in its 77-61 win over Marquette. That was the first time UW featured that much balance since a 93-84 win over Marquette on Dec. 10, 2016.

■ Wisconsin has 6 players averaging at least 8.5 ppg, including 4 in double figures:

- **Brad Davison** (15.6 ppg), **Nate Reuvers** (15.0), **Aleem Ford** (11.6), **Kobe King** (11.5), **Brevin Pritzl** (9.4) and **D'Mitrik Trice** (8.6).

■ Since 1995, the Badgers have had 6 players score in double figures in a single game just 7 times.

- Two of those seven have come this season, in back-to-back contests

■ The last time UW had at least 6 players averaging 8.0+ ppg was in 1995-96, when Sam Okey (13.2), Mosezell Peterson (11.5), Sean Daugherty (10.4), Darnell Hoskins (9.4), Hennssy Auriantal (8.7) and Sean Mason (8.6) each did so.

■ UW has had a different player lead the team in scoring in 4 of the first 5 games.

REUVERS ON THE RISE

■ With the departure of Ethan Happ, **Nate Reuvers** figures to take on a bigger workload for Wisconsin this season. So far, the junior forward has shown he's ready for the role.

■ Reuvers has scored in double figures all five games this season, including a career high 22 points in UW's opener vs. #20 Saint Mary's.

■ Reuvers ranks 3rd in the Big Ten and 15th in the nation with 3.2 blocks per game, while also T-11th in the B1G in scoring (15.0 ppg).

■ In UW's home opener vs. EIU, Reuvers was 1 block shy of his first career triple-double: 14 points, career-high 14 rebounds and 9 blocks.

- He's the first B1G player since at least 1996-97 with 14 pts, 14 reb and 9 blk in a game.

- Reuvers matched a UW record with 9blks, equaling his 9-blk effort last season vs. Stanford and Brad Sellers (9 vs. Toledo, 1982).

■ With 16 blocks in 5 games, Reuvers now has 102 in his career, tying Kurt Portmann for 7th place on UW's all-time list.

- He is 15 blocks from tying Mike Wilkinson (117) for 6th and only 52 away from Ethan Happ's school record 154 blocked shots.

WHO'S NEXT AT WISCONSIN?

■ Wisconsin basketball is built on player development and a tradition of having its next star player waiting in the wings.

■ Including Ethan Happ last season, Wisconsin players have earned 16 first-team all-conference honors during the last 18 seasons – no Big Ten team has had more. The Badgers have boasted a first-team All-Big Ten player in 8 of the last 9 seasons.



4 MOORE

On the night of May 25th, our Wisconsin basketball family was forever changed. Assistant coach Howard Moore and his family were involved in a horrific auto accident that claimed the lives of Moore's wife, Jen, and 9-year old daughter, Jaidyn.

■ His 13-year old son, Jerell, survived with minor injuries, while Moore sustained severe burns and later endured a heart attack that has left him facing a long and challenging recovery.

■ Throughout the season, our team will be honoring the Moore family through a simple motto:

DO MOORE. BE MOORE. 4 MOORE.

■ The number 4 represents the four members of the family. The six words represent far more than a saying, but instead a symbol of strength and an inspiration for how to live our lives.

■ Our game uniforms will feature a "4MOORE" patch, (includes the names of Jen and Jaidyn). Also featuring on shooting shirts & wristbands.

■ An assistance fund has been established with the name "The Howard Moore Family Fund." Text the word "MOORE," to 69050 to donate.

2019 Ethan Happ	2008 Brian Butch
2018 Ethan Happ	2007 Alando Tucker
2017 Ethan Happ	2006 Alando Tucker
2016 Nigel Hayes	2005 Mike Wilkinson
2015 Frank Kaminsky	2004 Devin Harris
2014 Frank Kaminsky	2003 Kirk Penney
2012 Jordan Taylor	2002 Kirk Penney
2011 Jordan Taylor	Jon Leuer

■ During that same time span, Wisconsin has also produced 76 Academic All-Big Ten honors, a figure that trails only Purdue and Northwestern in the Big Ten over that span.

DAVISON TAKES THE LEAD

■ Team captain **Brad Davison** is leading the Badgers on the court as well as off. Through 5 games, Davison leads UW and ranks 9th in the Big Ten averaging 15.6 ppg.

He is also 2nd on the team with 11 assists and leads the Badgers with 7 steals.














■ Davison paces the Badgers in every shooting category on the year.

- 62.1% overall (inc. 18-for-29 on 2-pt shots)
- 42.1% from 3-point range (8-for-19 3FG)
- 94.7% from the foul line (18-19 FT)

■ In a win over McNeese, Davison scored a season-high 24 pts (7-8 FG, 3-4 3FG, 7-7 FT), reaching the 20-pt threshold for the 6th time in his career. He also matched a career-high 4 stl.

■ In UW's win over Marquette, Davison led six Badgers in double-figure scoring (15), while adding 3 rebounds, 2 assists and 1 steal.

SCHEDULE AHEAD: BADGERS CONTINUE IN-STATE CHALLENGE, HOST GREEN BAY

												
Ex: UWL Nov. 1	v. Saint Mary's Nov. 5	E. ILLINOIS Nov. 8	McNEESE ST Nov. 13	MARQUETTE Nov. 17	GREEN BAY Nov. 21	v. Richmond Nov. 25	v. TBD Nov. 26	at NC State Dec. 4	INDIANA Dec. 7	at Rutgers Dec. 11	MILWAUKEE Dec. 21	at Tennessee Dec. 28
W, 82-53	L, 63-65 (OT)	W, 65-52	W, 83-63	W, 77-61	W, 88-70	6 p.m. ESPN2	TBD ESPN/2	8:15 p.m. ESPN2	3:30 p.m. BTN	6 p.m. BTN	4 p.m. BTN	TBA

CHARTING THE BADGERS

CAREER GAMES PLAYED

	Games	Starts	Cons. Starts
Brevin Pritzl	96	23	0
D'Mitrik Trice	86	51	39
Brad Davison	72	68	68
Aleem Ford	69	25	5
Nate Reuvers	67	54	40
Kobe King	48	5	4
Trevor Anderson*	33	20	0
Owen Hamilton**	27	0	0
Walt McGrory	24	0	0
Michael Ballard	13	0	0
Joe Hedstrom	5	0	0
Tyler Wahl	5	0	0
Samad Qawi	3	0	0
Courtland Cuevas	2	0	0
Carter Higginbottom	1	0	0

*20 GAMES/STARTS AT GREEN BAY | *27 GAMES AT NIU

DOUBLE-DIGIT POINTS

	Career	'19-20	Cons.
Brad Davison	43 (27-16)	4 (3-1)	3
D'Mitrik Trice	32 (22-10)	3 (2-1)	2
Brevin Pritzl	23 (17-6)	3 (3-0)	3
Nate Reuvers	21 (13-8)	5 (4-1)	5
Aleem Ford	13 (10-3)	4 (4-0)	4
Kobe King	8 (6-2)	3 (3-0)	3

20-POINT SCORING GAMES

	Career	'19-20	Cons.
Brad Davison	6 (3-3)	1 (1-0)	0
D'Mitrik Trice	4 (4-0)	0 (0-0)	0
Nate Reuvers	2 (1-1)	1 (0-1)	0
Brevin Pritzl	1 (1-0)	0 (0-0)	0

30-POINT SCORING GAMES

	Career	'19-20	Cons.
Brad Davison	1 (0-1)	0	0

DOUBLE-DIGIT REBOUNDS

	Career	'19-20	Cons.
Brevin Pritzl	2 (2-0)	1 (1-0)	0
Nate Reuvers	2 (2-0)	1 (1-0)	0

DOUBLE-DIGIT ASSISTS

	Career	'19-20	Cons.
None Active	--	--	--

DOUBLE-DOUBLES

	Career	'19-20	Cons.
Nate Reuvers	2 (2-0)	1 (1-0)	0
Brevin Pritzl	1 (1-0)	1 (1-0)	0

TRIPLE-DOUBLES

	Career	'19-20	Cons.
None Active	--	--	--

2019-20 LINEUP RECORD

Trice, Davison, King, Ford, Reuvers	4-1
Trice, Davison, Pritzl, Ford, Reuvers	1-0

■ Davison has scored 834 career points, 166 shy of becoming UW's 43rd 1,000-point scorer.

UW VS. LEGENDS CLASSIC FIELD

Wisconsin and Richmond meet for just the second time in series history. The Badgers won the only other meeting, a 76-64 decision in the opening round of the 2004 NCAA Tournament.

■ UW and Auburn have faced one another just once before, a 78-54 win by the Badgers on Nov. 25, 2006 in South Padre Island, Texas.

■ With **Greg Gard** on the bench as associate head coach, Kammron Taylor led the way for UW with 16 pts, 5 reb, 2 ast and 3 stl.

■ Interim assistant coach **Alando Tucker** played in that 2006 matchup with the Tigers, scoring 15 points and dishing out 4 assists.

■ Assistant coach **Joe Krabbenhoft** tallied 8 points, 8 rebounds and 4 assists in the win.

■ UW and New Mexico have squared off 2 times in the all-time series. The Badgers hold a 2-0 advantage, including an 83-74 win in the most recent meeting on Dec. 29, 1984 in Albuquerque.

NEW YORK, NEW YORK!

As the Badgers heads to Brooklyn, they will do so as no strangers to the Big Apple. Wisconsin has actually played 6 games in New York City over the last 5 seasons, with all 6 coming at Madison Square Garden. The Badgers hold a 3-3 record in those previous contests.

■ **2019 | Legends Classic | Barclays Center**
UW vs. Richmond; vs. Auburn/New Mexico

■ **2018 | B1G Tourn. | Madison Square Garden**
UW defeated Maryland, 59-54, and lost to #2 Michigan State, 60-63

■ **2017 | NCAA Tourn. | Madison Square Garden**
UW lost to Florida 84-83 (ot) in the NCAA tournament Sweet 16

■ **2017 | Big Saturday | Madison Square Garden**
UW defeated Rutgers, 61-54 (ot) at MSG

■ **2015 | 2K Classic | Madison Square Garden**
UW lost to Georgetown, 71-61 and defeated VCU, 74-73

■ Wisconsin also traveled to New York City for the 1947 NCAA Tournament in Madison Square Garden, losing to City College of NY in the semi-finals and beating Navy in the third-place game.

HISTORY VS. RICHMOND

- Overall: UW leads, 1-0
- At neutral: UW leads, 1-0
- Gard vs. RICH: 0-0
- Active Streak: UW won last 1



ALL-TIME MEETINGS (UW leads 1-0)

Date	Result	Score	Location
3/19/04	W	76-64	Milwaukee

LAST MEETING: UW 76, RICH 64

MARCH 19, 2004 | BRADLEY CENTER

MILWAUKEE, WIS. — UW defeated Richmond, 76-64, in the first round of the 2004 NCAA tournament in Milwaukee, Wis.

■ The Badgers rallied from a 13-point, second-half deficit, out-scoring the Spiders 36-8 in the final 13:16. UW scored on 19 straight possessions at one point during the run.

■ Mike Wilkinson led all scorers with 18 points while Boo Wade contributed a career-high 16 points. 2004 Big Ten Player of the Year Devin Harris was held scoreless in the first half but finished with 11 points and 6 assists.

Richmond 64 • 20-13

#	Player	FG	3-PT	FT	Rebounds	PF	TP	A	To	Blk	Stl	Min		
14	SCOTT, Jamaal	4-11	1-2	3-4	2	5	7	4	12	4	2	0	26	
22	SKROCKI, Mike	4-14	2-7	2-4	0	0	0	2	12	4	3	0	34	
51	STEENBERGE, Kevin	2-3	0-0	1-3	3	1	4	2	5	0	0	1	14	
1	DOBBS, Tony	4-7	0-0	1-2	3	2	5	1	9	4	3	0	34	
12	BROWN, Reggie	3-5	3-4	0-0	0	2	2	2	9	1	2	0	1	28
10	MERRITT, Daon	1-3	0-1	0-0	0	0	0	0	1	2	2	0	0	6
13	THOMAS, Peter	0-0	0-0	0-0	0	0	0	0	0	0	0	0	1	
15	MOLIVA, Gaston	1-3	0-0	0-0	1	1	2	2	2	0	1	0	0	13
25	O'PALLEY, Patrick	0-0	0-0	0-0	0	1	1	1	0	0	0	2	0	7
28	BUCKNOR, Jermaine	3-4	1-2	0-0	1	2	3	3	7	2	1	0	1	24
55	ZWAYER, Eric	3-4	0-0	0-0	0	1	1	1	6	0	2	1	0	13
Team					3	1	4							
Totals		25-54	7-16	7-13	13	16	29	19	64	17	14	3	8	200
FG % 1st Half:	11-26	42.3%	2nd half:	14-28	50.0%	Game:	25-54	46.3%						Deadball
3PT % 1st Half:	6-8	75.0%	2nd half:	1-8	12.5%	Game:	7-16	43.8%						Rebounds
FT % 1st Half:	4-6	66.7%	2nd half:	3-7	42.9%	Game:	7-13	53.8%						4-1

Wisconsin 76 • 25-6

#	Player	FG	3-PT	FT	Rebounds	PF	TP	A	To	Blk	Stl	Min		
54	Wilkinson, Mike	5-10	2-3	6-8	2	3	5	1	18	2	1	2	1	35
30	Mader, Dave	0-1	0-0	0-0	0	2	2	2	0	0	0	0	7	
12	Wade, Boo	6-9	1-3	3-3	2	1	3	2	16	4	5	0	2	37
24	Owens, Freddie	4-8	1-3	1-2	0	0	0	0	10	1	0	1	1	25
34	Harris, Devin	2-6	1-4	6-8	1	2	3	4	11	6	2	0	2	36
11	Hanson, Clayton	2-5	2-4	1-2	2	0	2	0	7	0	0	0	0	19
23	Taylor, Kammron	0-0	0-0	0-0	0	0	0	0	0	0	0	0	0	1
3	UKAWUBA, Ike	0-1	0-0	0-0	0	0	0	1	0	0	0	0	0	3
4	NIXON, Ray	2-3	1-1	0-0	1	1	2	0	5	1	0	0	0	12
44	MORLEY, Zach	4-8	0-0	1-1	2	7	9	1	9	0	1	1	1	25
Totals		25-51	8-18	18-24	11	18	29	11	76	14	9	3	7	200
FG % 1st Half: 9-24 37.5% 2nd half: 16-27 59.3% Game: 25-51 49.0%													Deadball	
3PT % 1st Half: 2-10 20.0% 2nd half: 6-8 75.0% Game: 8-18 44.4%													Rebounds	
FT % 1st Half: 5-5 100.0% 2nd half: 13-19 68.4% Game: 18-24 75.0%														

Officials: Gerald Boudreaux, Bill Gracey, Ken Ditty
Technical fouls: Richmond-None. Wisconsin-Morley, Zach.
Attendance: 18866
NCAA Tournament First-Round Game

Score by periods	1st	2nd	3rd	4th	Total
Richmond	22	12	14	16	64
Wisconsin	25	51	76		

Last FG - RICH 2nd-00:35, WIS 2nd-01:29.
Largest lead - RICH by 13 2nd-17:16, WIS by 14 2nd-00:56.

	In	Off	2nd	Fast	
Points	Point	T/O	Chance	Break	Bench
RICH	22	11	12	5	17
WIS	28	14	14	10	21

Score tied - 3 times.
Lead changed - 6 times.

Score tied - 3 times.
Lead changed - 6 times.

SITUATIONAL RECORDS

	2019-20	Under Gard
Ahead at the half	4-0	63-8
Behind at the half	0-1	18-36
Tied at the half	0-0	2-4
FG% of .450 or more	2-0	53-9
FG% less than .450	2-1	30-39
Better FG% than opp.	4-1	73-11
Worse FG% than opp.	0-0	11-36
Same FG% as opp.	0-0	0-1
Opp. FG% less than 45%	2-1	64-20
3FG% of 40% or more	2-0	38-7
3FG% less than 40%	2-1	45-41
Try more than 20 3FGs	3-0	38-23
Try 20 or fewer 3FGs	1-1	45-25
Make at least 70% FT	4-1	40-19
Try at least 20 FTs	2-1	40-12
Try fewer than 20 FTs	2-0	42-35
Out-rebound opponent	4-0	55-14
Tied or out-rebounded	0-1	28-34
Same or fewer TOs than opp.	3-1	62-29
More TOs than opp.	1-0	21-19
Commit fewer than 12 TOs	2-0	56-25
Commit 12 or more TOs	2-1	27-22
Score fewer than 50 pts.	0-0	1-2
Score 50-59 points	0-0	4-21
Score 60-69 points	1-1	25-15
Score 70-79 points	1-0	32-7
Score 80-89 points	2-0	15-3
Score 90 or more pts.	0-0	6-0
Allow fewer than 50 pts.	0-0	12-1
Allow 50-59 pts.	1-0	26-5
Allow 60-69 pts.	2-1	34-18
Allow 70-79 pts.	1-0	9-13
Allow 80-89 pts.	0-0	2-10
Allow 90 or more pts.	0-0	0-1
Overtime	0-1	6-5
vs. AP Top 25 opponents	0-1	13-23
vs. AP Top 25 opp. at home	0-0	7-6
Home games	4-0	49-14
Road games	0-0	21-22
Neutral site games	0-1	13-12
Day games	1-0	26-16
Night games	3-1	57-32

GAMES DECIDED BY

3 points or less	0-1	9-8
4-5 points	0-0	12-11
6-10 points	0-0	18-12
11-19 points	3-0	22-13
20 or more points	1-0	23-2

TELEVISED GAMES

CBS	0-0	7-7
CBS Sports Network	0-0	0-1
FOX	0-0	0-3
FS1	1-0	7-7
ESPN	0-0	11-9
ESPN2	0-0	7-7
ESPNU	0-1	1-2
ESPN+	0-0	3-1
Big Ten Network	2-0	40-8
BTN Plus	1-0	2-0
TBS	0-0	0-3
TNT	0-0	2-0

UW IN NOVEMBER TOURNAMENTS

Wisconsin has played in a non-conference November tournament 13 of the last 14 years.

- UW owns a combined record of 23-10 (.697) in November tournaments since 2005.
- Wisconsin has won the 2005 Paradise Jam, the 2011 Chicago Invitational, the 2013 Cancun Challenge and the 2014 Battle 4 Atlantis. The Badgers have recently finished as the runner-up in the 2016 Maui Invitational and last season's Battle 4 Atlantis.

Wisconsin in Nov. Tournaments - Since 2001

Year	Tournament	Location	Record (Finish)
2005	Paradise Jam	US V.I.	3-0 (1st)
2006	South Padre Invit.	Texas	1-1 (3rd)
2008	Paradise Jam	US V.I.	2-1 (2nd)
2009	Maui Invitational	Hawaii	2-1 (3rd)
2010	Old Spice Classic	Orlando	2-1 (2nd)
2011	Chicago Invit.	Illinois	2-0 (1st)
2012	Las Vegas Invit.	Las Vegas	1-1 (3rd)
2013	Cancun Challenge	Mexico	2-0 (1st)
2014	Battle 4 Atlantis	Bahamas	3-0 (1st)
2015	2K Classic	NYC	1-1 (3rd)
2016	Maui Invitational	Hawaii	2-1 (2nd)
2017	Hall of Fame	Kansas City	0-2 (4th)
2018	Battle 4 Atlantis	Kansas City	2-1 (2nd)

LAST TIME OUT**WISCONSIN 88, GREEN BAY 70**

Nov. 21 | Kohl Center | Madison, Wis.

- Wisconsin won its 4th straight game with an 88-70 win over Green Bay on Thursday.
- UW shot 15-31 (.484) 3FG, tied for 4th-highest single-game total for 3s in school history.
- Wisconsin dished out 24 assists on 32 FGs, the team's most helpers since Dec. 13, 2018.
- Six Badgers scored in double figures for the second straight game for Wisconsin:
 - **Nate Reuvers** finished with a game-high 19 points (8-12 FG) in 20 minutes of action
 - **Brad Davison** had 15 points (3-5 3FG, 4-4 FT), 5 rebounds and 3 assists.
 - **Aleem Ford** posted 12 points (2-5 3FG), while also tallying 5 rebounds and 2 assists.
 - **Brevin Pritzl** scored in double figures for the second straight game - 10 pts (2-4 3FG), 5 reb.
 - **D'Mitrik Trice** season-high 11 points (3-5 3FG), career-high 8 rebounds and matched a career high with 7 assists. Trice had just 1 turnover.
 - **Kobe King** tallied 12 points (2-3 3FG) and matched his career high with 4 assists.

HOME ON THE ROAD

■ Wisconsin is renowned for its home success, but it has also been quite good on the road recently. UW is 73-43 (.629) away from home (road and neutral) over the last seven seasons.

■ Since 2001-02, the Badgers have tallied 107 true road wins, the top mark of any Big Ten team.

■ UW's .535 overall road winning percentage is also the top mark among Big Ten teams

BEST ROAD RECORDS (B1G) SINCE 2001-02

1.	Wisconsin	107	.535 (107-93)
2.	Michigan State	98	.533 (98-86)
3.	Ohio State	89	.481 (89-96)

PRITZL'S SENIOR PRIME

■ The lone senior on this year's UW roster, **Brevin Pritzl** has been showing his senior prime.

■ Has led the Badgers in scoring 7 times in his career, including 1 game already this season (15pts vs. Marquette, 11/17).

■ Posted the first double-double of his career with 15 pts and a career-high 13 reb (6 offensive) vs. Marquette (11/17).

■ Has grabbed 5+ reb in 3 of 5 games this year.

■ Has scored in double figures 2 straight games, most recently with 10 pts vs. Green Bay (11/21).

■ Led the Big Ten in 3-point field goal percentage during conference play last season (53.5%).

FORD FEELING IT

■ Junior forward **Aleem Ford** entered the season with 9 career games scoring in double figures. He's currently posted 4 straight with 10+ points.

■ Ford is 1 of 6 Badgers shooting over 43% FG (min. 10 FGA). He's 15-for-27 (.555) on 2-pt FGs.

■ Scored a career-high 16 points (7-11 FG, 2-4 3FG) against McNeese State (11/13).

■ Against rival Marquette, had 12 points, 2 blocks and matched a career high with 7 rebounds.

TRICE LOOKING NICE

■ UW's returning scoring leader from last year, **D'Mitrik Trice** is providing more than just points.

■ Trice had an impressive line vs. Green Bay (11/21), finishing with a season-high 11 points, career-high 8 reb and matched his career best with 7 assists (just 1 turnover).

■ Trice leads UW with 9 made 3s (9-22, .409), tied for 10th in the Big Ten.

■ Trice ranks 8th in UW history with a 1.86 career assist-to-turnover ratio (192 ast, 103 TOs).

■ Just 262 points away from 1,000 for his career.

KING OF THE NORTH

■ After a season-ending knee injury robbed him of a majority of his true freshman season, redshirt sophomore Kobe King is returning to form.

■ Has scored in double figures in 3 straight games, including career high 18 points (8-10 FT), 6 rebounds and 3 steals vs. EIU (11/8).

■ King has been aggressive in attacking the basket, tied for 2nd on the team with 17 made free throws. He's 17-for-23 (.739) on the season.

■ Tied for 7th in the Big Ten averaging 32.5 minutes played per game.

PLAYING THE BEST

■ Wisconsin's season opener against #20 Saint Mary's tipped off what will be a challenging non-conference schedule for the Badgers this season.

■ Wisconsin's non-conference slate features 3 teams that made the NCAA tournament last season: Saint Mary's, Marquette and #20 Tennessee.

- Could also face #19 Auburn (at Legends Classic)

■ UW's non-conference schedule ranks as the 12th-toughest in the nation, according to a system developed by Matt Norlander/CBS Sports.

- The formula's point system takes into consideration games: vs. preseason top-25 KenPom teams (2 points), vs. preseason 26-50 KenPom teams (1), road games (2), neutral-court (1), vs. 2019 NCAA tournament teams (0.5), sub-200 KenPom teams (-1).

Toughest Non-Con Schedules (CBS Sports)

TEAM	PTS	TEAM	PTS
1. Seton Hall	18.5	7. Alabama	15
2. Florida	16.5	Purdue	15
3. Cincinnati	16	9. Michigan State	14.5
Kansas	16	Butler	14.5
North Carolina	16	Tennessee	14.5
6. Davidson	15.5	12. Wisconsin	14

BEATING THE BEST

- Since taking over as head coach in Dec. of 2015, Greg Gard has led the Badgers to 13 wins over teams ranked in the AP Top 25. That is tied for the 4th-highest total among Big Ten teams.
- Of those 13 wins, 6 have come away from home.

NCAA TOURNEY REGULARS

- Wisconsin is 1 of 5 schools to participate in 20 of last 21 NCAA tournaments, joining Kansas, Duke, Michigan State and Gonzaga.

NCAA Tournament Appearances (last 21 years, since 1999)

Team	Appearances
Kansas	21
Duke	21
Michigan State	21
Gonzaga	21
Wisconsin	20

- That stretch includes a run of 19 consecutive NCAA tournament appearances, which is the 6th-longest stretch in NCAA history.

All-Time Longest NCAA Tourn. Streaks

# Seasons	Team	Years
30	Kansas	1990-present
27	UNC	1975-2001
24	Duke	1996-present
22	MSU	1998-present
21	Gonzaga	1999-present
19	Wisconsin	1999-2017

- The Badgers are one of 3 teams to reach the Sweet 16 in 6 of the last 9 seasons, advancing to the tournament's second weekend in 2011, 2012, 2014, 2015, 2016 and 2017. Kansas and Kentucky are the only other 2 schools to reach 6 of the last 9 seasons.
- UW has won 13 NCAA tournament games since 2014, equaling the most of any Big Ten team and 6th-highest total in the nation. Only Kentucky, UNC, Gonzaga, Villanova and Duke have more.

INDIVIDUAL NOTES

■ Tyler Wahl | Freshman | Forward

A 4-star recruit, Tyler Wahl averaged 18.0 ppg, 10.0 rpg and 6.6 apg at Lakeville North, leading the Panthers to a 27-5 record, the school's first-ever conference title, and an appearance in the Class AAAA state championship. He earned back-to-back AP second-team All-State honors as a junior and senior, setting the school record for rebounds (905) and finishing third in Panther history with 1,397 points. Wahl was prep teammates with current Badger, Nate Reuvers.

Career

- Has appeared in 5 career games
- Scored a career-high 5 points and matched career best marks in rebounds (3) and assists (3) in 15 minutes vs. Green Bay (11/21/19)

■ Trevor Anderson | Junior | Guard

Waiting has been the hardest part for Trevor Anderson, who redshirted in 2017-18 after transferring from Green Bay and then suffered a season-ending knee injury last season after appearing in the first eight games for Wisconsin. The former Stevens Point Area High School standout started 20 games as a freshman at UW-Green Bay in 2016-17, averaging 9.8 points, 2.9 rebounds and 2.7 assists per game with the Phoenix. One of the state's most prolific prep players, Anderson scored 2,360 points, the eighth-most in Wisconsin high school basketball history and was named Wisconsin's Mr. Basketball and Associated Press Player of the Year as a senior in 2016.

Career

- Has appeared in 33 career games (including 20 games/starts with Green Bay)
- Career Highs (entering 2019-20):
23p vs. SIUE (12/19/16)*
7r (2x) MR: at BGSU (11/20/16)*
7a at Youngstown State (12/31/16)*
1b at Cleveland State (12/29/16)*
3s vs. UMKC (11/21/16)*

* with Green Bay

■ Joe Hedstrom | R-Freshman | Forward

Skilled big man Joe Hedstrom looks to make a mark for the Badgers after redshirting as a freshman last season. The Hopkins, Minnesota native averaged 14.6 points and 6.3 rebounds per game as a senior at Hopkins High School, helping the Royals to a 26-2 record and a final national rank of No. 38. A Minnesota Basketball Coaches Association All-Star, Hedstrom provides UW with size, shooting ability and a hard-working attitude.

Career

- Has appeared in 5 career games
- Scored his first career points (2) vs. Green Bay (11/21/19)

CHARTING THE BADGERS

LED UW IN SCORING

	2019-20	Career
Brad Davison	2 (2-0)	16 (11-5)
Brevin Pritzl	1 (1-0)	7 (6-1)
D'Mitrik Trice	0 (0-0)	6 (6-0)
Nate Reuvers	2 (1-1)	4 (2-2)
Kobe King	1 (1-0)	1 (1-0)

LED UW IN REBOUNDING

	2019-20	Career
Brevin Pritzl	1 (1-0)	5 (4-1)
Aleem Ford	0 (0-0)	3 (3-0)
Nate Reuvers	3 (2-1)	5 (4-1)
D'Mitrik Trice	1 (1-0)	3 (3-0)

LED UW IN ASSISTS

	2019-20	Career
D'Mitrik Trice	2 (1-1)	23 (12-11)
Brad Davison	1 (1-0)	16 (7-9)
Brevin Pritzl	0 (0-0)	3 (2-1)
Trevor Anderson	1 (1-0)	1 (1-0)
Aleem Ford	0 (0-0)	1 (1-0)
Kobe King	2 (1-0)	2 (1-1)
Nate Reuvers	0 (0-0)	1 (0-1)

LED UW IN MINUTES

	2019-20	Career
Brad Davison	1 (1-0)	24 (17-7)
D'Mitrik Trice	2 (2-0)	22 (14-8)
Brevin Pritzl	0 (0-0)	10 (6-4)
Aleem Ford	0 (0-0)	3 (1-2)
Nate Reuvers	1 (0-1)	3 (0-3)
Kobe King	1 (1-0)	3 (2-1)

CHARGES TAKEN

	2019-20	Career
Brad Davison	3	51
D'Mitrik Trice	1	34
Nate Reuvers	0	17
Kobe King	0	4
Trevor Anderson	2	4
Aleem Ford	1	3
Brevin Pritzl	1	3
Walt McGroarty	0	2
Tyler Wahl	2	2

Record in those contests in parentheses

ACTIVE WIN/LOSS STREAKS

Overall	Won 4
Vs. Unranked teams (AP)	Won 4
Vs. Ranked teams (AP)	Lost 4
At Home	Won 7
At Home vs. Big Ten	Won 3
At Home vs. ranked Big Ten	Lost 1
At Home vs. unranked Big Ten	Won 4
At Home vs. non-conference	Won 13
At Home vs. ranked opp.	Lost 1
On Road	Won 1
On Road vs. Big Ten	Won 1
On Road vs. ranked opp.	Lost 2
On Road vs. unranked opp.	Won 1
Neutral	Lost 3
Neutral vs. ranked opp.	Lost 7
Neutral vs. unranked opp.	Lost 1

QUICK FACTS

University of Wisconsin
Madison, WI 53711



Founded	1848
Enrollment	42,041
Nickname	Badgers
School Colors	Cardinal and White
Affiliation	NCAA Division I
Conference	Big Ten
Chancellor	Rebecca Blank
Director of Athletics	Barry Alvarez
Website	UWBadgers.com
Twitter	@BadgerMBB
Instagram	badgermbb
Facebook	/WisconsinMensBasketball

HEAD COACH - GREG GARD

Seasons	5th at Wisconsin / 5th overall
Overall Record	84-48 (.636)
Record at Wisconsin	84-48 (.636)
Big Ten Record	45-29 (.608)
NCAA Tourn. Record	4-3 (.571) / 3 Appearances

KOHL CENTER

Opened	Jan. 17, 1998
Capacity	17,287
Student Section	AreaRED
Record at Kohl Center	301-51 (.855)
Gard record at Kohl Center	50-14 (.781)

ALL-TIME RECORD

121st season of Wisconsin Basketball
Years: 1898 to present
Overall Record: 1,621-1,211 (.572)
NCAA Tournament Record: 38-23 (.633)
Big Ten Tournament Record: 25-19 (.568)

BIG TEN CHAMPIONSHIPS (18)

Titles: 1907, 1908, 1912, 1913, 1914, 1916
1918, 1921, 1923, 1924, 1929, 1935, 1941
1947, 2002, 2003, 2008, 2015

BIG TEN TOURNAMENT TITLES (3)

Titles: 2004, 2008, 2015

NCAA TOURNAMENT HISTORY

Appearances (24): 1941, 1947, 1994, 1997, 1999
2000, 2001, 2002, 2003, 2004, 2005, 2006, 2007
2008, 2009, 2010, 2011, 2012, 2013, 2014, 2015
2016, 2017, 2019

National Championship: 1941

Final Four (4): 1941, 2000, 2014, 2015

Elite Eight (6): 1941, 1947, 2000, 2005, 2014, 2015

Sweet 16 (11): 1941, 2000, 2003, 2005, 2008

2011, 2012, 2014, 2015, 2016, 2017

WISCONSIN BASKETBALL ROSTER 2019-20

0 D'MITRIK TRICE
G, R-Jr., 6-0, 184
Huber Heights, Ohio



1 BREVIN PRITZL
G, Gr., 6-3, 204
De Pere, Wis.



2 ALEEM FORD
F, R-Jr., 6-8, 217
Lawrenceville, Ga.



3 WALT MCGRORY
G, Jr., 6-3, 205
Minneapolis, Minn.



4 CARTER HIGGINBOTTOM
G, R-Fr., 6-0, 187
Chicago, Ill.



5 TYLER WAHL
F, Fr., 6-7, 214
Lakeville, Minn.



11 MICAH POTTER
F, R-Jr., 6-10, 248
Mentor, Ohio



12 TREVOR ANDERSON
G, R-Jr., 6-2, 200
Stevens Point, Wis.




15 COURTLAND CUEVAS
F, Jr., 6-5, 190
Madison, Wis.



20 SAMAD QAWI
F, Jr., 6-6, 195
Racine, Wis.



23 KOBE KING
G, R-So., 6-4, 205
La Crosse, Wis.



30 OWEN HAMILTON
C, R-So., 7-0, 266
Prescott, Wis.



31 MICHAEL BALLARD
G, R-Jr., 6-4, 202
Oak Park, Ill.



32 JOE HEDSTROM
C, R-Fr., 7-0, 240
Hopkins, Minn.



34 BRAD DAVISON
G, Jr., 6-4, 2-6
Maple Grove, Minn.



35 NATE REUVERS
F, Jr., 6-11, 235
Lakeville, Minn.



GREG GARD
Head Coach
5th season at UW



JOE KRABBHOF
Assistant Coach
4th season at UW



DEAN OLIVER
Assistant Coach
3rd season at UW



ALANDO TUCKER
Interim Assistant Coach
1st season at UW

WISCONSIN BADGERS	POS	HT	WT	YR/ELIG	HOMETOWN (HS/LAST SCHOOL)
0 D'Mitrik Trice**	G	6-0	184	Sr./Jr.	Huber Heights, Ohio (Wayne/IMG Academy)
1 Brevin Pritzl***	G	6-3	204	Gr./Sr.	De Pere, Wis. (HS)
2 Aleem Ford**	F	6-8	217	Sr./Jr.	Lawrenceville, Ga. (Archer/IMG Academy)
3 Walt McGrory**	G	6-3	205	Jr./Jr.	Minneapolis, Minn. (Edina)
4 Carter Higginbottom	G	6-0	187	So./Fr.	Chicago, Ill. (St. Ignatius)
5 Tyler Wahl	F	6-7	214	Fr./Fr.	Lakeville, Minn. (North)
11 Micah Potter	F	6-10	248	Sr./Jr.	Mentor, Ohio (Monteverde Acad./Ohio St.)
12 Trevor Anderson*	G	6-2	200	Sr./Jr.	Stevens Point, Wis. (HS/Green Bay)
15 Courtland Cuevas	F	6-5	190	Sr./Jr.	Madison, Wis. (Madison East)
20 Samad Qawi	F	6-6	195	Sr./Jr.	Racine, Wis. (Horlick)
23 Kobe King*	G	6-4	205	Jr./So.	La Crosse, Wis. (Central)
30 Owen Hamilton	C	7-0	266	Jr./So.	Prescott, Wis. (HS/Northern Illinois)
31 Michael Ballard**	G	6-4	202	Sr./Jr.	Oak Park, Ill. (Fenwick)
32 Joe Hedstrom	C	7-0	240	So./Fr.	Hopkins, Minn. (HS)
34 Brad Davison**	G	6-4	206	Jr./Jr.	Maple Grove, Minn. (HS)
35 Nate Reuvers**	F	6-11	235	Jr./Jr.	Lakeville, Minn. (North)

* letters earned at UW | Gr. - Graduate school student

Head Coach: Greg Gard (5th)

Assistant Coaches: Joe Krabbenhoft (4th),

Dean Oliver (3rd), Alando Tucker (interim, 1st)

Dir. of Basketball Operations: Marc VandeWettering

Strength & Conditioning Coach: Erik Helland

Head Athletic Trainer: Henry Perez-Guerra

Video Director: A.J. Van Handel

Asst. Dir. of Basketball Operations: Kyle Blackburn

WISCONSIN PRONUNCIATION GUIDE)

Courtland Cuevas - QWAY-vaas

Aleem Ford - UH-leem

Kobe King - CO-bee

Brevin Pritzl - PRITTS-ull

Samad Qawi - suh-MAAD COW-ee

Nate Reuvers - REE-vers

D'Mitrik Trice - Duh-MEE-trick

Tyler Wahl - WALL



THE GARD FILE

■ Career Record (5th Season): 84-48 (.636)

- Record at Wisconsin (5th Season): 84-48 (.636)
- Big Ten Record (5th Season): 45-29 (.608)
- NCAA Tournament Appearances/Record: 3 / 4-3 (.572)
- Hometown: Cobb, Wis.
- Alma Mater: UW-Platteville, 1995 (Physical & Health Ed)
Master's Degree: UW-Platteville, 2007 (Counselor Ed)
- Family: Wife Michelle
Daughters, Mackenzie and Peyton; Son, Isaac

COACHING EXPERIENCE

Position	School	Years
Assistant Coach	Southwestern (Wis.) HS	1990-93
Assistant Coach	Platteville (Wis.) HS	1993-94
Assistant Coach	UW-Platteville	1993-99
Assistant Coach	UW-Milwaukee	1999-01
Assoc. Head Coach	Wisconsin	2001-15
Head Coach	Wisconsin	2015-Present

CAREER HIGHLIGHTS

Date	Highlight
Dec. 15, 2015	Assumes role of interim head coach upon the retirement of Bo Ryan
Dec. 23, 2015	First career win, 84-79, vs. Green Bay
Jan. 2, 2016	First Big Ten win, 79-57, vs. Rutgers
Jan. 17, 2016	First ranked win, 77-76, vs. #4 MSU
Jan. 26, 2016	UW claims 82-79 overtime win over eventual Big Ten champion #19 Indiana
Feb. 13, 2016	First road win over ranked team, 70-57, at #2 Maryland
March 7, 2016	Officially named Wisconsin head coach
March 18, 2016	First NCAA tournament win, 47-43, against 10th-seeded Pittsburgh
April 4, 2016	Jim Phelan National Coach of the Year
March 18, 2017	Leads UW to its fourth-ever win over No. 1 team in the nation with a 65-62 victory over top-seeded Villanova in NCAA tournament second round
Feb. 15, 2018	Badgers tally sixth top-10 win in three seasons under Gard (#6 Purdue, 57-53)
Jan. 19, 2019	UW earns fourth win over top-5 team under Gard (#2 Michigan, 64-54)

HEAD COACH GREG GARD

■ 2016 JIM PHELAN NATIONAL COACH OF THE YEAR

A coaching veteran of nearly 30 years, Greg Gard has expertly made the jump from assistant coach to head coach at Wisconsin. After assuming the head coaching reins on Dec. 15, 2015, Gard has led the Badgers to the NCAA tournament in three of his four seasons, including a pair of Sweet 16 appearances in each of his first two seasons. Owner of one of the highest win percentages in Wisconsin history, Gard now enters his fifth season as the head coach in 2019-20.

After initially taking over on an interim basis, Gard was officially named head coach of the Badgers on March 7, 2016. In four seasons, he owns the third-highest winning percentage in UW history, piloting the Badgers to a record of 80-47 (.630).

In just four seasons as head coach, Gard is quickly climbing Wisconsin's win charts. Gard is already 45-29 in Big Ten play, surpassing Dick Bennett for seventh on UW's all-time wins list. He enters 2019-20 just eight conference wins away from fourth place on the school's all-time ledger. Gard's .608 Big Ten win percentage equates to the third-best mark in Badger annals.

Gard reached 40 conference wins in a mere 66 games, making him the third-fastest active Big Ten coach to 40 conference wins. That number trails only Maryland's Mark Turgeon and MSU's Tom Izzo, who did it in 57 and 62 games, respectively.

In his inaugural season as head coach, Gard led the Badgers to the 2016 NCAA Tournament Sweet 16, becoming just the second-ever first-year coach to win the Jim Phelan National Coach of the Year award. He followed that up by leading UW to its fifth-highest single-season win total in school history (27-10) and making a second-consecutive visit to the Sweet 16.

Gard is just the third coach in the last 20 years to pilot his team to the Sweet 16 in each of his first two seasons, joining UCLA's Steve Lavin (1996-97) and Gonzaga's Mark Few (2000-01).

Wisconsin maintained its place among the top of the Big Ten during the transition to Gard as well. In his first season, the Badgers finished the regular season in a tie for third place in the Big Ten standings — extending its streak of top-four finishes to a league-record 16th-consecutive season — with a 12-6 conference record. Gard led the Badgers to the most Big Ten wins by a first-year coach since 2004 (Bruce Weber, Illinois).

Gard's Badgers would post another 12-6 conference campaign in 2017, finishing second in both the regular season and the Big Ten tournament. Wisconsin

would cap off its 27-win season with a signature win in the NCAA tournament, knocking off the nation's No. 1 team Villanova, 65-62, to advance to the Sweet 16.

In 2018-19, Gard piloted the Badgers back to the Big Dance, posting a 23-11 overall record. Wisconsin also boasted a mark of 14-6 in Big Ten play, winning 14 conference games for just the third time in school history, joining 16-win seasons in 2008 and 2015.

In 18 total seasons on the Badgers' bench, Gard has seen the Badgers finish lower than fourth in the Big Ten standings just once while amassing a combined mark of 217-97 (.691) in league play.

During his tenure as head coach, Gard has helped a pair of players reach first-team All-Big Ten status: Nigel Hayes (2016) and third-team All-American Ethan Happ (2017, '18, '19).

Long considered one of the top assistant coaches in the game, Gard served as an assistant at Wisconsin for 14-plus seasons, including the final seven as the associate head coach. In 2015, Gard was ranked as the fourth-best "X&O" assistant coach in college basketball by coachstat.net. In 2012, Gard was named No. 3 on the list of top assistant coaches in college basketball according to Bleacher Report. FOX Sports also listed Gard No. 10 on its list of the nation's top 25 assistant coaches.

Prior to coming to Wisconsin in 2001, Gard spent the previous two seasons as an assistant at UW-Milwaukee and served as an assistant coach at UW-Platteville from 1993-99.

Prior to joining Ryan's staff in Platteville, Gard spent three seasons at Southwestern High School and one at Platteville High School, where he served in junior high and assistant varsity coaching capacities.

In 2016, Gard and his wife, Michelle, partnered with the University of the Wisconsin and Wisconsin Foundation and Alumni Association, to launch Garding Against Cancer. This fundraising initiative raises funds and awareness for cancer research and care within the state of Wisconsin. In its first two years of hosting fundraising events across the state, GAC raised more than \$2 million dollars in the fight against cancer.

Gard is a 1995 graduate of UW-Platteville with a degree in physical and health education. He received a master's degree in counselor education from Platteville in 2007. Gard and his wife, Michelle, have two daughters, Mackenzie and Peyton, and a son, Isaac.

GARD YEAR-BY-YEAR

Year	School	Record	Pct.	Conf.	Record	Place	Postseason
2015-16	Wisconsin	15-8	.652	Big Ten	12-6	T-3rd	NCAA Sweet 16
2016-17	Wisconsin	27-10	.730	Big Ten	12-6	T-2nd	NCAA Sweet 16
2017-18	Wisconsin	15-18	.455	Big Ten	7-11	9th	--
2018-19	Wisconsin	23-11	.676	Big Ten	14-6	4th	NCAA First Round
2019-20	Wisconsin	4-1	.800	Big Ten	0-0	--	--
Totals (5 seasons)		84-48	(.636)		45-29		3 NCAA appearances

GARD vs. DIVISION I TEAMS

Team	Home	Away	Neut.	Total	Team	Home	Away	Neut.	Total
Baylor	0-0	0-0	0-1	0-1	North Carolina State	1-0	0-0	0-0	1-0
Central Arkansas	1-0	0-0	0-0	1-0	Northwestern	1-2	2-1	1-0	4-3
Chicago State	2-0	0-0	0-0	2-0	Notre Dame	0-0	0-0	0-1	0-1
Coppin State	1-0	0-0	0-0	1-0	Ohio State	2-1	1-1	0-0	3-2
Creighton	0-0	0-1	0-0	0-1	Oklahoma	1-0	0-0	1-0	2-0
Eastern Illinois	1-0	0-0	0-0	1-0	Oregon	0-0	0-0	0-1	0-1
Florida	0-0	0-0	0-1	0-1	Penn State	2-0	3-0	0-0	5-0
Florida A&M	1-0	0-0	0-0	1-0	Pittsburgh	0-0	0-0	1-0	1-0
Georgetown	0-0	0-0	1-0	1-0	Prairie View A&M	1-0	0-0	0-0	1-0
Grambling State	1-0	0-0	0-0	1-0	Purdue	1-2	0-3	0-0	1-5
Green Bay	4-0	0-0	0-0	4-0	Rutgers	3-0	0-1	1-0	4-1
Houston Baptist	1-0	0-0	0-0	1-0	Saint Mary's	0-0	0-0	0-1	0-1
Idaho State	1-0	0-0	0-0	1-0	Savannah State	1-0	0-0	0-0	1-0
Illinois	3-0	4-0	0-0	7-0	South Carolina State	1-0	0-0	0-0	1-0
Indiana	3-0	1-2	1-0	5-2	Stanford	0-0	0-0	1-0	1-0
Iowa	1-1	2-1	0-0	3-2	Syracuse	1-0	0-0	0-0	1-0
Marquette	1-1	1-1	0-0	2-2	Temple	0-0	0-1	0-0	0-1
Maryland	2-1	1-2	1-0	4-3	Tennessee	0-0	0-0	1-0	1-0
UMass Lowell	1-0	0-0	0-0	1-0	UCLA	0-0	0-0	0-1	0-1
McNeese State	1-0	0-0	0-0	1-0	Villanova	0-0	0-0	1-0	1-0
Michigan	3-1	0-2	0-1	3-4	Virginia	0-0	0-1	0-1	0-2
Michigan State	1-2	0-3	0-2	1-7	Virginia Tech	0-0	0-0	1-0	1-0
Milwaukee	1-0	0-0	0-0	1-0	Western Kentucky	1-0	0-1	0-0	1-1
Minnesota	2-1	3-0	0-0	5-1	Xavier	0-1	1-0	1-0	2-1
Nebraska	1-1	2-1	1-1	4-3	Yale	1-0	0-0	0-0	1-0
North Carolina	0-0	0-0	0-1	0-1					
					Total	50-14	21-22	13-12	84-48

HOME SWEET HOME

The Badgers are VERY good at the Kohl Center



WISCONSIN AT HOME SINCE 2001-02

265-38 (.875)	Overall Home Record
131-25 (.840)	vs. Big Ten teams
134-13 (.912)	vs. non-conference teams
97-11 (.898)	vs. unranked Big Ten teams
42-18 (.700)	vs. teams ranked in the AP top 25
31-5 (.861)	vs. in-state teams
Undefeated	vs. IND (14-0), PSU (14-0)
One-loss	vs. NEB (4-1), MARY (3-1)
Two-loss	vs. MINN (13-2), MICH (13-2), IOWA (12-2)

NCAA'S TOUGHEST VENUES

Since the Kohl Center opened in 1998, Wisconsin has been nearly unbeatable on its home floor. In fact, among active venues, the Kohl Center is among the toughest for road teams to come in and steal a win.

Team	Record	Pct.
1. Gonzaga (McCarthy Center)	202-15	.931
2. Kentucky (Rupp Arena)	595-70	.895
3. Oregon (Matthew Knight Arena)	142-20	.876
4. Kansas (Allen Fieldhouse)	791-113	.875
5. Michigan State (Breslin Center)	412-60	.873
6. Belmont (Curb Events Center)	186-28	.869
7. Xavier (Cintas Center)	261-41	.864
8. UCLA (Pauley Pavilion)	754-123	.860
9. Wisconsin (Kohl Center)	300-51	.855
Louisville (KFC Yum! Center)	148-25	.855

(records through Nov. 18, 2019)

STREAKING

Of the 9 longest home streaks in school history, 5 have come in the last 17 seasons, including a record 38-game home win streak from 2002 to 2005.

No.	Began	Ended
38	12/7/2002 (UNLV)	1/25/2005 (ILL)
33	3/8/1911 (NW)	1/23/1915 (Chic.)
28	2/8/2006 (IND)	12/8/2007 (Marq.)
24	1/14/1929 (IND)	2/14/1931 (MIN)
23	2/13/2010 (IND)	12/3/2011 (Marq.)
19	1/17/2016 (MSU)	2/12/2017 (NW)
18	2/27/1909 (PUR)	3/1/1911 (MIN)
18	2/19/1915 (PUR)	1/26/1917 (Chic.)
18	2/5/2009 (ILL)	2/9/2010 (ILL)

■ Since the 2001-02 season when Greg Gard first joined the staff, the Badgers have compiled a 265-38 (.875) record at the Kohl Center.

■ Over the last 15 seasons, UW is 131-25 (.840) in Big Ten home games, the best mark in the conference.

■ Over the last 15 seasons, 198 of the Badgers' 265 home wins have come by at least 10 points (74.7 percent).

■ Wisconsin has trailed at halftime in only 66 of 302 home games since the 2001-02 season. UW has come back to win 40 of those 66 games (60.6 percent).

■ In 2018-19, the Badgers led the Big Ten and ranked 5th nationally in attendance, selling out nearly every game (17,170 per game). UW has led the Big Ten in attendance in 13 of the last 17 seasons and has finished among the nation's top 7 in each of the last 19 years.

■ This season, the Badgers sold out the 2,100-person Area Red (3rd-largest student section in the Big Ten) for the 7th straight season.

BIG KOHL CENTER WINS

Most memorable home wins since opening in 1998:

Jan. 17, 1998 - UW 56, Northwestern 33
First-ever game in the Kohl Center

March 5, 2000 - UW 56, #14 Indiana 53
UW wins in Bob Knight's final Big Ten game

Dec. 1, 2001 - UW 70, UW-Green Bay 57
Bo Ryan's first victory at the Kohl Center

Dec. 22, 2001 - UW 86, #14 MU 63
Kirk Penney scores 33 points in UW's first win over a ranked team under Bo Ryan

Jan. 5, 2002 - UW 72, #7 Illinois 66
Ryan's first win over a top-10 team at UW

Feb. 27, 2002 - UW 74, Michigan 54
UW clinches share of first Big Ten title since '47

Dec. 7, 2002 - UW 91, UNLV 74
UW begins school-record 38-game home win streak - Alando Tucker 24 points, 18 rebounds

March 5, 2003 - UW 60, #14 Illinois 59
Devin Harris makes 1-of-2 FTs with 0.4 seconds left to clinch outright Big Ten title

Dec. 23, 2004 - UW 85, UNC Green. 53
UW wins school-record 34th-straight home game

Jan. 16, 2005 - UW 62, #15 Mich. St. 59
Wisconsin overcomes 8-point deficit with 1:58 remaining to win its 38th-straight home game

Feb. 9, 2005 - UW 72, Iowa 69
UW overcomes a 13-point deficit with 12:27 remaining in the game

March 1, 2005 - UW 62, Indiana 60
Alando Tucker scores putback as time expires

Feb. 15, 2006 - UW 78, #12 Ohio St. 73
UW overcomes a nine-point halftime deficit to beat No. 12 Ohio State

Dec. 16, 2006 - UW 89, #2 Pitt 75
Alando Tucker and Brian Butch combine for 59 pts

Jan. 9, 2007 - UW 72, #5 Ohio St. 69
Badgers win the first matchup in school history of top-five teams

March 3, 2007 - UW 52, Michigan St. 50
Kammron Taylor wins it on 3FG with 3.9 seconds left

Dec. 2, 2009 - UW 73, #6 Duke 69
Trevon Hughes scores 26 as UW's win clinches Big Ten's first Big Ten/ACC title

Jan. 9, 2010 - UW 73, #4 Purdue 66
Jordan Taylor (23) and Jason Bohannon (20) help end Purdue's undefeated season

Feb. 2, 2010 - UW 67, #5 Michigan State 49
Badgers end MSU's 9-0 Big Ten start

Feb. 12, 2011 - UW 71, #1 Ohio State 67
Stopped OSU's 24-0 start and UW's first win over AP No. 1 since 1962

Feb. 9, 2013 - UW 65, #2 Michigan 62 (OT)
Ben Brust's half-court buzzer-beater sends game to overtime where UW wins

Nov. 19, 2013 - UW 103, North Dakota 85
UW's first 100-point game since '95, Frank Kaminsky scores UW record 43 points

Feb. 9, 2014 - UW 60, #8 Michigan State 58
Treavon Jackson hits game-winning jumper with 2.1 seconds left in Bo Ryan's 150th Big Ten win

March 1, 2015 - #6 UW 68, Michigan State 61
UW claims 18th Big Ten championship and the 4th under Bo Ryan as Frank Kaminsky scores 31

Dec. 23, 2015 - UW 84, Green Bay 79
Greg Gard's first win as interim head coach

Jan. 17, 2016 - UW 77, #4 Michigan State 76
Gard's first ranked win, Koenig/Hayes total 52 pts

Feb. 15, 2018 - UW 57, #6 Purdue 53
Ethan Happ tallies 21 pts and 12 reb as Badgers raise Frank Kaminsky's No. 44 into rafters

Jan. 19, 2019 - UW 64, #2 Michigan 54
UW knocks off 17-0 Michigan behind 26 points, 10 rebounds and 7 assists from Ethan Happ.

0 | D'MITRIK TRICE

R-Junior | Guard | 6-0 | 184
Huber Heights, Ohio | IMG Academy (Fla.)



Twitter: @DMitrikTrice22 | Instagram: dmitrik_trice0

INDIVIDUAL BENCHMARKS		
	SEASON	CAREER
GP/GS	5/5	86/51
10+ POINTS:	3	32
20+ POINTS:	--	4
3+ 3-PTERS MADE:	1	18
3+ ASSISTS:	3	36
LED UW IN PTS:	--	6
LED UW IN AST:	1	22

GET TO KNOW D'MITRIK

■ Trice has had a big impact at Wisconsin since stepping onto campus in 2016. With 85 games and 50 starts under his belt, Trice is among the most experienced Badgers on the roster. Now in his redshirt junior season, Trice has developed into a threat on both ends of the court. He started all 34 games in 2018-19, earning All-Big Ten honorable mention after averaging 11.6 points per game, 39% 3FG shooting and 2.8 assists per game. The Huber Heights, Ohio native projects be one of UW's leaders, both on and off the court and is poised for a productive junior season.

■ Needs just 262 points to reach 1,000 in his career.

- HONORS
- 2019 All-Big Ten Honorable Mention
 - 2x Academic All-Big Ten (2018, '19)

- CAREER
- Ranks 8th in UW history with a 1.86 assist-to-turnover ratio (192 assists, 103 turnovers).
 - Ranks 17th in UW history with 135 career 3-point field goals. Needs just 7 more to tie Sam Dekker for 16th.
 - His .418 3FG% in 2016-17 ranks 2nd-highest ever by a UW freshman.
 - Just the 5th true freshman to start a game at UW since 2000 (joining Devin Harris, Alando Tucker, Josh Gasser & Sam Dekker).

SEASON HIGHS						CAREER HIGHS					
POINTS:	11 vs. Green Bay (11/21/19)					POINTS:	25 vs. Oklahoma (11/22/18)				
FIELD GOALS:	4 vs. Marquette (11/17/19)					FIELD GOALS:	8 vs. Oklahoma (11/22/18)				
FG ATTEMPTS:	9 (2x) MR vs. Marquette (11/17/19)					FG ATTEMPTS:	20 vs. Stanford (11/21/18)				
3-POINT FGS:	3 vs. Green Bay (11/21/19)					3-POINT FGS:	7 vs. Oklahoma (11/22/18)				
3-POINT FGAS:	7 vs. McNeese State (11/13/19)					3-POINT FGAS:	10 vs. Oregon (3/22/19)				
FREE THROWS:	2 (2x) MR vs. Green Bay (11/21/19)					FREE THROWS:	6 (2x) MR at Indiana (2/26/19)				
FT ATTEMPTS:	2 (2x) MR vs. Green Bay (11/21/19)					FT ATTEMPTS:	9 at Indiana (2/26/19)				
REBOUNDS:	8 vs. Green Bay (11/21/19)					REBOUNDS:	8 vs. Green Bay (11/21/19)				
ASSISTS:	7 vs. Green Bay (11/21/19)					ASSISTS:	7 (2x) MR vs. Green Bay (11/21/19)				
BLOCKS:	--					BLOCKS:	1 (5x) MR at Northwestern (2/23/19)				
STEALS:	3 vs. Marquette (11/17/19)					STEALS:	3 (5x) MR vs. Marquette (11/17/19)				
MINUTES:	39 vs. Saint Mary's (11/5/19)					MINUTES:	41 at Marquette (12/8/18)				

GAME-BY-GAME STATISTICS

Opponent	Date	gs	min	Total		3-Pointers		Free throws		Rebounds				pf	a	t/o	blk	stl	pts	avg	
				fg-fga	pct	3fg-fga	pct	ft-fa	pct	off	def	tot	avg								
vs Saint Mary's (CA)	11/05/19	*	39	3-7	.429	2-4	.500	2-2	1.000	0	3	3	3.0	2	3	3	0	0	10	10.0	
EASTERN ILL.	11/08/19	*	27	2-6	.333	0-1	.000	0-0	.000	1	3	4	3.5	1	1	2	0	1	4	7.0	
MCNEESE	11/13/19	*	27	3-9	.333	2-7	.286	0-0	.000	0	3	3	3.3	0	3	1	0	1	8	7.3	
MARQUETTE	11/17/19	*	33	4-9	.444	2-5	.400	0-0	.000	0	2	2	3.0	1	2	1	0	3	10	8.0	
GREEN BAY	11/21/19	*	32	3-7	.429	3-5	.600	2-2	1.000	0	8	8	4.0	0	7	1	0	0	11	8.6	
Totals			5	158	15-38	.395	9-22	.409	4-4	1.000	1	19	20	4.0	4	16	8	0	5	43	8.6
Games played: 5										Rebounds/game: 4.0											
Minutes/game: 31.6										Assists/game: 3.2											
Points/game: 8.6										Turnovers/game: 1.6											
FG Pct: 39.5										Assist/turnover ratio: 2.0											
3FG Pct: 40.9										Steals/game: 1.0											
FT Pct: 100.0																					

CAREER STATISTICS																				
Season	gp-gs	min/avg	Total		3-Point		F-Throws		Rebounds				pf	fo	ast	to	blk	stl	Scoring	
			fg-fga	pct	fg-fga	pct	ft-fa	pct	off	def	tot	avg							pts	avg
2016-17	37-2	677/18.3	70-184	.380	38-91	.418	30-38	.789	7	62	69	1.9	51	0	63	37	3	20	208	5.6
2017-18	10-10	315/31.5	35-92	.380	12-40	.300	12-17	.706	2	18	20	2.0	13	0	23	13	1	6	94	9.4
2018-19	34-34	1107/32.6	133-346	.384	76-195	.390	51-68	.750	6	88	94	2.8	65	1	90	45	1	30	393	11.6
2019-20	5-5	158/31.6	15-38	.395	9-22	.409	4-4	1.000	1	19	20	4.0	4	0	16	8	0	5	43	8.6
TOTAL	86-51	2257/26.2	253-660	.383	135-348	.388	97-127	.764	16	187	203	2.4	133	1	192	103	5	61	738	8.6

1

BREVIN PRITZL

Graduate Student | Guard | 6-3 | 204 | De Pere, Wis.
De Pere High School



Twitter: @LilB_Pritzl | Instagram: lilb_pritz1

INDIVIDUAL BENCHMARKS

	SEASON	CAREER
GP/GS	5/1	96/22
10+ POINTS:	3	23
3+ 3-PTERS MADE:	1	13
2+ STEALS:	--	9
LED UW IN PTS:	1	7
LED UW IN REB:	1	5

GET TO KNOW BREVIN

■ The Badgers' lone senior this season, Pritzl brings both leadership and scoring ability to the Badgers in 2019-20. The lethal veteran shooter is back as a graduate student at UW-Madison after leading the Big Ten in 3-point FG percentage during conference play last season (53.5%). The all-time leading scorer in De Pere High School history, Pritzl brings relentless energy and effort on defense while also finding teammates in scoring situations. Pritzl appeared in every game last season, shooting a team-high 41% from 3-point range and scoring in double figures four times as one of UW's featured players off the bench.

- HONORS
- 2x; Academic All-Big Ten (2017, '19)

SEASON HIGHS

POINTS: 15 vs. Marquette (11/17/19)
FIELD GOALS: 4 (3x) MR vs. Green Bay (11/21/19)
FG ATTEMPTS: 9 (3x) MR vs. Green Bay (11/21/19)
3-POINT FGS: 3 vs. Marquette (11/17/19)
3-POINT FGAS: 6 (2x) MR vs. McNeese St (11/13/19)
FREE THROWS: 4 vs. Marquette (11/17/19)
FT ATTEMPTS: 4 (2x) MR vs. Marquette (11/17/19)
REBOUNDS: 13 vs. Marquette (11/17/19)
ASSISTS: 2 (2x) MR vs. Green Bay (11/21/19)
BLOCKS: 1 (2x) MR vs. McNeese St (11/13/19)
STEALS: --
MINUTES: 32 vs. Green Bay (11/21/19)

CAREER HIGHS

POINTS: 20 vs. Minnesota (2/19/18)
FIELD GOALS: 6 (5x) MR vs. Minnesota (2/19/18)
FG ATTEMPTS: 13 vs. Illinois (1/19/18)
3-POINT FGS: 6 vs. Minnesota (2/19/18)
3-POINT FGAS: 9 (3x) MR vs. Minnesota (2/19/18)
FREE THROWS: 6 at Illinois (2/8/18)
FT ATTEMPTS: 6 (3x) MR vs. Houston Baptist (11/17/18)
REBOUNDS: 13 vs. Marquette (11/17/19)
ASSISTS: 4 vs. Green Bay (12/23/17)
BLOCKS: 1 (11x) MR vs. McNeese St (11/13/19)
STEALS: 3 (6x) MR vs. Grambling State (12/22/18)
MINUTES: 39 (2x) MR vs. Michigan State (3/2/18)

GAME-BY-GAME STATISTICS

Opponent	Date	gs	min	Total		3-Pointers		Free throws		Rebounds				pf	a	t/o	blk	stl	pts	avg
				fg-fga	pct	3fg-fga	pct	ft-fa	pct	off	def	tot	avg							
vs Saint Mary's (CA)	11/05/19	22	0-0	.000	0-0	.000	0-0	.000	1	2	3	3.0	0	1	0	0	0	0	0	0.0
EASTERN ILL.	11/08/19	26	3-9	.333	1-6	.167	2-2	1.000	2	5	7	5.0	3	0	2	1	0	9	4.5	
MCNEESE	11/13/19	21	4-9	.444	2-6	.333	3-4	.750	2	1	3	4.3	2	2	0	1	0	13	7.3	
MARQUETTE	11/17/19	26	4-6	.667	3-4	.750	4-4	1.000	6	7	13	6.5	2	0	2	0	0	15	9.3	
GREEN BAY	11/21/19	32	4-9	.444	2-4	.500	0-0	.000	1	4	5	6.2	3	2	0	0	0	10	9.4	
Totals		1	127	15-33	.455	8-20	.400	9-10	.900	12	19	31	6.2	10	5	4	2	0	47	9.4
Games played: 5										Rebounds/game: 6.2										
Minutes/game: 25.4										Assists/game: 1.0										
Points/game: 9.4										Turnovers/game: 0.8										
FG Pct: 45.5										Assist/turnover ratio: 1.3										
3FG Pct: 40.0										Blocks/game: 0.4										
FT Pct: 90.0																				

CAREER STATISTICS

Season	gp-gs	min/avg	Total		3-Point		F-Throws		Rebounds				pf	fo	ast	to	blk	stl	Scoring	
			fg-fga	pct	fg-fga	pct	ft-fa	pct	off	def	tot	avg							pts	avg
2015-16	1-0	4/4.0	0-0	.000	0-0	.000	0-0	.000	0	0	0	0.0	0	0	0	1	0	0	0	0.0
2016-17	24-0	195/8.1	13-38	.342	5-21	.238	14-19	.737	14	12	26	1.1	18	0	2	5	0	7	45	1.9
2017-18	32-21	938/29.3	93-234	.397	53-149	.356	47-55	.855	30	92	122	3.8	56	1	33	17	7	26	286	8.9
2018-19	34-0	668/19.6	50-108	.463	32-78	.410	30-36	.833	15	68	83	2.4	36	0	17	10	3	10	162	4.8
2019-20	5-1	127/25.4	15-33	.455	8-20	.400	9-10	.900	12	19	31	6.2	10	0	5	4	2	0	47	9.4
TOTAL	96-22	1932/20.1	171-413	.414	98-268	.366	100-120	.833	71	191	262	2.7	120	1	57	37	12	43	540	5.6

2 | ALEEM FORD

R-Junior | Forward | 6-8 | 217
Lawrenceville, Ga. | Archer/IMG Academy



Twitter: @Aleemty2 | Instagram: Aleemty2

INDIVIDUAL BENCHMARKS

	SEASON	CAREER
GP/SG:	5/5	69/25
10+ POINTS:	4	13
3+ REBOUNDS:	4	28
DOUBLE-DOUBLES:	--	0
2+ ASSISTS:	2	11
2+ STEALS:	--	2
3+ 3FGS:	--	7

GET TO KNOW ALEEM

■ After missing the opening three games with a knee injury last season, Aleem Ford returned to the court – and form – as one of Wisconsin’s key contributors off the bench. The redshirt junior averaged over three points per game while averaging 13.8 minutes played, scoring in double figures three times. Ford provides a shooting threat from the outside, while also flashing the skillset to drive and slash to the basket. Ford scored a season-high 12 points vs. NC State, shooting 4-for-7 from 3-point range. The Lawrenceville, Georgia native appears poised for a breakout season in his third campaign in Madison.

CAREER

- His .409 3FG% in 2017-18 ranked third-highest ever by a UW freshman
- His 45 3FGs as a freshman ranks fifth-highest in school history

SEASON HIGHS

POINTS: 16 vs. McNeese State (11/13/19)
FIELD GOALS: 7 vs. McNeese State (11/13/19)
FG ATTEMPTS: 11 (2x) MR vs. Green Bay (11/21/19)
3-POINT FGS: 2 (2x) MR vs. Green Bay (11/21/19)
3-POINT FGAS: 6 vs. Saint Mary’s (11/5/19)
FREE THROWS: 3 vs. Marquette (11/17/19)
FT ATTEMPTS: 4 vs. Marquette (11/17/19)
REBOUNDS: 7 vs. Marquette (11/17/19)
ASSISTS: 2 (2x) MR vs. Green Bay (11/21/19)
BLOCKS: 2 vs. Marquette (11/17/19)
STEALS: 1 (3x) MR vs. McNeese St (11/13/19)
MINUTES: 34 vs. Saint Mary’s (11/5/19)

CAREER HIGHS

POINTS: 16 vs. McNeese State (11/13/19)
FIELD GOALS: 7 vs. McNeese State (11/13/19)
FG ATTEMPTS: 11 (2x) MR vs. Green Bay (11/21/19)
3-POINT FGS: 4 (4x) MR vs. NC State (11/27/18)
3-POINT FGAS: 8 vs. Minnesota (2/19/18)
FREE THROWS: 4 (2x) MR vs. Maryland (3/1/18)
FT ATTEMPTS: 4 (3x) MR vs. Marquette (11/17/19)
REBOUNDS: 7 (3x) MR vs. Marquette (11/17/19)
ASSISTS: 5 vs. Milwaukee (11/24/17)
BLOCKS: 2 (2x) MR vs. Grambling St (12/22/18)
STEALS: 2 (2x) MR vs. Grambling St (12/22/18)
MINUTES: 38 at Maryland (2/4/18)

GAME-BY-GAME STATISTICS

Opponent	Date	gs	min	Total		3-Pointers		Free throws		Rebounds				pf	a	t/o	blk	stl	pts	avg
				fg-fga	pct	3fg-fga	pct	ft-fa	pct	off	def	tot	avg							
vs Saint Mary’s (CA)	11/05/19	*	34	3-9	.333	1-6	.167	0-0	.000	2	3	5	5.0	3	2	3	0	1	7	7.0
EASTERN ILL.	11/08/19	*	17	4-10	.400	1-5	.200	2-3	.667	0	4	4	4.5	5	0	1	0	1	11	9.0
MCNEESE	11/13/19	*	26	7-11	.636	2-4	.500	0-0	.000	1	1	2	3.7	3	1	0	1	1	16	11.3
MARQUETTE	11/17/19	*	27	4-10	.400	1-4	.250	3-4	.750	1	6	7	4.5	3	1	2	2	0	12	11.5
GREEN BAY	11/21/19	*	28	5-11	.455	2-5	.400	0-0	.000	2	3	5	4.6	2	2	2	0	0	12	11.6
Totals			5	132	23-51	.451	7-24	.292	5-7	.714	6	17	23	4.6	16	6	8	3	58	11.6

Games played: 5
Minutes/game: 26.4
Points/game: 11.6
FG Pct: 45.1
3FG Pct: 29.2
FT Pct: 71.4

Rebounds/game: 4.6
Assists/game: 1.2
Turnovers/game: 1.6
Assist/turnover ratio: 0.8
Steals/game: 0.6
Blocks/game: 0.6

CAREER STATISTICS

Season	gp-gs	min/avg	Total		3-Point		F-Throws		Rebounds				pf	fo	ast	to	blk	stl	Scoring	
			fg-fga	pct	fg-fga	pct	ft-fa	pct	off	def	tot	avg							pts	avg
2017-18	33-20	805/24.4	60-150	.400	45-110	.409	27-33	.818	20	71	91	2.8	64	1	30	25	6	11	192	5.8
2018-19	31-0	429/13.8	35-103	.340	23-80	.288	4-4	1.000	11	48	59	1.9	44	0	11	16	4	8	97	3.1
2019-20	5-5	132/26.4	23-51	.451	7-24	.292	5-7	.714	6	17	23	4.6	16	1	6	8	3	3	58	11.6
TOTAL	69-25	1366/19.8	118-304	.388	75-214	.350	36-44	.818	37	136	173	2.5	124	2	47	49	13	22	347	5.0

23 | KOBE KING

R-Sophomore | Guard | 6-4 | 205
La Crosse, Wis. | Central High School



Twitter: N/A | Instagram: youngking_2323

INDIVIDUAL BENCHMARKS

	SEASON	CAREER
GP/SG:	4/4	48/5
10+ POINTS:	3	8
2+ 3FGS:	1	7
LED UW IN PTS:	1	1
LED UW IN REBS:	--	0

GET TO KNOW KOBE

■ After a season-ending knee injury robbed King from a majority his true freshman season, the La Crosse, Wisconsin native bounced back in 2018-19. King appeared in all 34 games and made his first career start in his redshirt freshman season with the Badgers, averaging 4.2 ppg, 2.1 rpg in 19 mpg. A highly-touted recruit from La Crosse Central, King was named Wisconsin's Mr. Basketball, Gatorade Player of the Year, and a unanimous selection for AP Player of the Year as a senior, leading the Red Raiders to their first state championship since 1925. An explosive scorer at the basket with shooting range to match, the shooting guard is expected to be one of UW's main contributors this season.

SEASON HIGHS

POINTS: 18 vs. Eastern Illinois (11/8/19)
FIELD GOALS: 5 vs. Eastern Illinois (11/8/19)
FG ATTEMPTS: 12 vs. Eastern Illinois (11/8/19)
3-POINT FGS: 2 vs. Green Bay (11/21/19)
3-POINT FGAS: 3 vs. Green Bay (11/21/19)
FREE THROWS: 8 vs. Eastern Illinois (11/8/19)
FT ATTEMPTS: 10 vs. Eastern Illinois (11/8/19)
REBOUNDS: 6 vs. Eastern Illinois (11/8/19)
ASSISTS: 4 (2x) MR vs. Green Bay (11/21/19)
BLOCKS: 1 vs. Eastern Illinois (11/8/19)
STEALS: 3 vs. Eastern Illinois (11/8/19)
MINUTES: 37 vs. Eastern Illinois (11/8/19)

CAREER HIGHS

POINTS: 18 vs. Eastern Illinois (11/8/19)
FIELD GOALS: 5 (2x) MR vs. Eastern Illinois (11/8/19)
FG ATTEMPTS: 12 vs. Eastern Illinois (11/8/19)
3-POINT FGS: 3 vs. Oklahoma (11/22/18)
3-POINT FGAS: 5 (2x) MR vs. Oklahoma (11/22/18)
FREE THROWS: 8 vs. Eastern Illinois (11/8/19)
FT ATTEMPTS: 10 vs. Eastern Illinois (11/8/19)
REBOUNDS: 6 (2x) MR vs. Eastern Illinois (11/8/19)
ASSISTS: 4 (2x) MR vs. Green Bay (11/21/19)
BLOCKS: 1 (6x) MR vs. Eastern Illinois (11/8/19)
STEALS: 3 vs. Eastern Illinois (11/8/19)
MINUTES: 37 vs. Eastern Illinois (11/8/19)

GAME-BY-GAME STATISTICS

Opponent	Date	gs	min	Total		3-Pointers		Free throws		Rebounds											
				fg-fga	pct	3fg-3fga	pct	ft-ftr	pct	off	def	tot	avg	pf	a	t/o	blk	stl	pts	avg	
vs Saint Mary's (CA)	11/05/19	*	30	1-2	.500	0-0	.000	4-7	.571	0	4	4	4.0	2	1	4	0	0	6	6.0	
EASTERN ILL.	11/08/19	*	37	5-12	.417	0-1	.000	8-10	.800	3	3	6	5.0	0	0	0	1	3	18	12.0	
MARQUETTE	11/17/19	*	32	3-8	.375	1-2	.500	3-4	.750	1	2	3	4.3	1	4	1	0	1	10	11.3	
GREEN BAY	11/21/19	*	30	4-8	.500	2-3	.667	2-2	1.000	1	1	2	3.8	1	4	2	0	1	12	11.5	
Totals			4	129	13-30	.433	3-6	.500	17-23	.739	5	10	15	3.8	4	9	7	1	5	46	11.5
Games played: 4										Rebounds/game: 3.8											
Minutes/game: 32.2										Assists/game: 2.3											
Points/game: 11.5										Turnovers/game: 1.8											
FG Pct: 43.3										Assist/turnover ratio: 1.3											
3FG Pct: 50.0										Steals/game: 1.3											
FT Pct: 73.9										Blocks/game: 0.3											

CAREER STATISTICS

Season	gp-gs		min/avg		Total		3-Point		F-Throws		Rebounds				Scoring								
	gp	gs	min	avg	fg	fga	pct	fg	fga	pct	ft	ftr	off	def	tot	avg	pf	fo	ast	to	blk	stl	pts
2017-18	10-0		190/19.0		21-46	.457	7-21	.333	3-3	1.000	8	6	14	1.4	10	0	6	3	2	2		52	5.2
2018-19	34-1		646/19.0		55-123	.447	15-49	.306	19-29	.655	20	53	73	2.1	27	0	17	17	3	9		144	4.2
2019-20	4-4		129/32.2		13-30	.433	3-6	.500	17-23	.739	5	10	15	3.8	4	0	9	7	1	5		46	11.5
TOTAL	48-5		965/20.1		89-199	.447	25-76	.329	39-55	.709	33	69	102	2.1	41	0	32	27	6	16		242	5.0

34 |

BRAD DAVISON

Junior | Guard | 6-3 | 206
Maple Grove, Minn. | Maple Grove High School



Twitter: @braddavi34 | Instagram: braddavison

INDIVIDUAL BENCHMARKS

	SEASON	CAREER
GP/SG:	5/5	72/68
10+ POINTS:	4	43
20+ POINTS:	1	6
30+ POINTS:	--	1
3+ ASSISTS:	2	24
3+ STEALS:	1	8
LED UW IN PTS:	2	16
LED UW IN AST:	1	15

GET TO KNOW BRAD

- Entering his third season with the Badgers, Davison has grown as a team leader, not only vocally but also as in terms of production on the court. The Maple Grove, Minn. native has played in 71 career games, with a team-high 67 starts. Last season, Davison started all 34 games and finished third on the team in scoring (10.5 ppg), while also averaging 3.3 rebounds and 1.1 steals per game. A 2019 Academic All-Big Ten student, Davison is a natural leader, fierce competitor and electrifying scorer who will be one of the Badgers catalysts during the 2019-20 season.
- Needs just 166 points to reach 1,000 in his career.

HONORS

- 2019 Academic All-Big Ten
- 2018 Big Ten All-Freshman Team
- 2x Big Ten Freshman of the Week

CAREER

- Set UW freshman records for FT% (.818) and 3FGs (60)
- Just the fourth Badger over the last 20 years to average double-figure scoring in his freshman season, joining Ethan Happ (2016), Alando Tucker (2003) and Devin Harris (2002)

SEASON HIGHS

POINTS: 24 vs. McNeese State (11/13/19)
FIELD GOALS: 7 vs. McNeese State (11/13/19)
FG ATTEMPTS: 13 (2x) MR vs. Marquette (11/17/19)
3-POINT FGS: 3 (2x) MR vs. Green Bay (11/21/19)
3-POINT FGAS: 6 vs. Green Bay (11/21/19)
FREE THROWS: 7 vs. McNeese State (11/13/19)
FT ATTEMPTS: 7 vs. McNeese State (11/13/19)
REBOUNDS: 5 vs. Green Bay (11/21/19)
ASSISTS: 4 vs. Eastern Illinois (11/8/19)
BLOCKS: --
STEALS: 4 vs. McNeese State (11/13/19)
MINUTES: 37 vs. Saint Mary's (11/5/19)

CAREER HIGHS

POINTS: 30 vs. Michigan State (2/25/18)
FIELD GOALS: 10 vs. Michigan State (2/25/18)
FG ATTEMPTS: 19 vs. Michigan State (2/25/18)
3-POINT FGS: 6 vs. Savannah State (12/13/18)
3-POINT FGAS: 9 vs. Savannah State (12/13/18)
FREE THROWS: 11 vs. Marquette (12/9/17)
FT ATTEMPTS: 16 vs. Marquette (12/9/17)
REBOUNDS: 7 (2x) MR vs. Illinois (2/18/19)
ASSISTS: 6 (2x) MR at Northwestern (2/22/18)
BLOCKS: 1 at Purdue (1/16/18)
STEALS: 4 (5x) MR vs. McNeese St (11/13/19)
MINUTES: 44 vs. Minnesota (2/19/18)

GAME-BY-GAME STATISTICS

Opponent	Date	gs	min	Total		3-Pointers		Free throws		Rebounds				pf	a	t/o	blk	stl	pts	avg	
				fg-fga	pct	3fg-fga	pct	ft-fga	pct	off	def	tot	avg								
vs Saint Mary's (CA)	11/05/19	*	38	6-13	.462	1-4	.250	3-4	.750	1	3	4	4.0	4	0	1	0	16	16.0		
EASTERN ILL.	11/08/19	*	30	3-6	.500	0-2	.000	2-2	1.000	2	1	3	3.5	1	4	2	0	1	8	12.0	
MCNEESE	11/13/19	*	33	7-8	.875	3-4	.750	7-7	1.000	0	3	3	3.3	0	2	3	0	4	24	16.0	
MARQUETTE	11/17/19	*	34	6-13	.462	1-3	.333	2-2	1.000	0	3	3	3.3	3	2	0	0	1	15	15.8	
GREEN BAY	11/21/19	*	24	4-8	.500	3-6	.500	4-4	1.000	0	5	5	3.6	2	3	1	0	1	15	15.6	
Totals			5	159	26-48	.542	8-19	.421	18-19	.947	3	15	18	3.6	10	11	7	0	7	78	15.6
Games played: 5										Rebounds/game: 3.6											
Minutes/game: 31.8										Assists/game: 2.2											
Points/game: 15.6										Turnovers/game: 1.4											
FG Pct: 54.2										Assist/turnover ratio: 1.6											
3FG Pct: 42.1										Steals/game: 1.4											
FT Pct: 94.7																					

CAREER STATISTICS

Season	gp-gs		min/avg	Total		3-Point		F-Throws		Rebounds				Scoring							
	gp	gs		fg-fga	pct	fg-fga	pct	ft-fga	pct	off	def	tot	avg	pf	fo	ast	to	blk	stl	pts	avg
2017-18	33-29	1028/31.2		124-306	.405	60-169	.355	90-110	.818	10	66	76	2.3	109	3	83	59	1	40	398	12.1
2018-19	34-34	1096/32.2		115-299	.385	52-149	.349	76-94	.809	10	101	111	3.3	79	2	62	34	2	36	358	10.5
2019-20	5-5	159/31.8		26-48	.542	8-19	.421	18-19	.947	3	15	18	3.6	10	0	11	7	0	7	78	15.6
TOTAL	72-68	2283/31.7		265-653	.406	120-337	.356	184-223	.825	23	182	205	2.8	198	5	156	100	3	83	834	11.6

35

NATE REUVERS

Junior | Forward | 6-11 | 235

Lakeville, Minn. | Lakeville North High School



Twitter: @Reuvers35 | Instagram: reuvers35

INDIVIDUAL BENCHMARKS

	SEASON	CAREER
GP/GS:	5/5	67/54
10+ POINTS:	5	19
20+ POINTS:	1	2
5+ REBOUNDS:	2	14
10+ REBOUNDS:	1	2
DOUBLE-DOUBLES:	1	2
2+ BLOCKS:	2	25
LED UW IN PTS:	2	5
LED UW IN REB:	3	5

GET TO KNOW NATE

■ Reuvers looks to build off of a productive sophomore season during which the stretch forward averaged 7.0 points and 3.9 rebounds per game with 60 blocks. The Lakeville, Minnesota native started all 34 games last season and has played in 62 games. Possessing size and a perimeter shooting touch, Reuvers has worked to improve his strength and post-game to become a well-rounded player and make a leap in his junior season. A 2019 Academic All-Big Ten student, Reuvers has an instinctive feel for the game and has become a dominant defensive presence and shot-blocker.

HONORS

- Big Ten Player of the Week (11/11/19)
- 2019 Academic All-Big Ten
- 2018 Big Ten All-Freshman Team
- 2x Big Ten Freshman of the Week

CAREER

- Tied with Kurt Portmann (102) for 7th on UW's all-time blocks list. Needs 15 to tie Mike Wilkinson (117) for 6th.
- Reuvers has tied the UW single-game record for blocks (9) twice now:
 - vs. Stanford (11/21/18)
 - vs. Eastern Illinois (11/8/19)
- 8th player in UW history to tally 100 career blocks.
- Had 60 blocks in 2019, the fifth-highest single-season total in UW history.
- As a sophomore, Reuvers averaged 13.2 ppg in games where he posted double-figure shot attempts -- a total of 6 games.

SEASON HIGHS

POINTS: 22 vs. Saint Mary's (11/5/19)
FIELD GOALS: 8 (2x) MR vs. Green Bay (11/21/19)
FG ATTEMPTS: 18 vs. Saint Mary's (11/5/19)
3-POINT FGS: 2 (2x) MR vs. Green Bay (11/21/19)
3-POINT FGAS: 5 vs. Green Bay (11/21/19)
FREE THROWS: 5 (2x) MR vs. Eastern Illinois (11/8/19)
FT ATTEMPTS: 7 vs. Saint Mary's (11/5/19)
REBOUNDS: 14 vs. Eastern Illinois (11/8/19)
ASSISTS: 2 (2x) MR vs. Green Bay (11/21/19)
BLOCKS: 9 vs. Eastern Illinois (11/8/19)
STEALS: 1 (2x) MR vs. Marquette (11/17/19)
MINUTES: 42 vs. Saint Mary's (11/5/19)

CAREER HIGHS

POINTS: 22 (2x) MR vs. Saint Mary's (11/5/19)
FIELD GOALS: 8 (2x) MR vs. Green Bay (11/21/19)
FG ATTEMPTS: 18 vs. Saint Mary's (11/5/19)
3-POINT FGS: 4 at Maryland (1/14/19)
3-POINT FGAS: 8 at Maryland (1/14/19)
FREE THROWS: 6 at Illinois (1/23/19)
FT ATTEMPTS: 7 vs. Saint Mary's (11/5/19)
REBOUNDS: 14 vs. Eastern Illinois (11/8/19)
ASSISTS: 4 vs. Maryland (2/1/19)
BLOCKS: 9 (2x) MR vs. Eastern Illinois (11/8/19)
STEALS: 2 (5x) MR vs. Maryland (2/1/19)
MINUTES: 42 vs. Saint Mary's (11/5/19)

GAME-BY-GAME STATISTICS

Opponent	Date	gs	min	Total		3-Pointers		Free throws		Rebounds				pf	a	t/o	blk	stl	pts	avg	
				fg-fga	pct	3fg-fga	pct	ft-fa	pct	off	def	tot	avg								
vs Saint Mary's (CA)	11/05/19	*	41	8-18	.444	1-4	.250	5-7	.714	2	4	6	6.0	2	0	3	4	0	22	22.0	
EASTERN ILL.	11/08/19	*	33	4-8	.500	1-2	.500	5-5	1.000	3	11	14	10.0	2	0	3	9	0	14	18.0	
MCNEESE	11/13/19	*	21	4-9	.444	0-2	.000	2-3	.667	2	2	4	8.0	4	2	1	1	1	10	15.3	
MARQUETTE	11/17/19	*	31	2-9	.222	2-4	.500	4-4	1.000	0	1	1	6.3	3	1	3	1	1	10	14.0	
GREEN BAY	11/21/19	*	20	8-12	.667	2-5	.400	1-2	.500	2	1	3	5.6	4	2	5	1	0	19	15.0	
Totals			5	146	26-56	.464	6-17	.353	17-21	.810	9	19	28	5.6	15	5	15	16	2	75	15.0

Games played: 5
Minutes/game: 29.2
Points/game: 15.0
FG Pct: 46.4
3FG Pct: 35.3
FT Pct: 81.0

Rebounds/game: 5.6
Assists/game: 1.0
Turnovers/game: 3.0
Assist/turnover ratio: 0.3
Steals/game: 0.4
Blocks/game: 3.2

CAREER STATISTICS

Season	gp-gs	min/avg	Total		3-Point		F-Throws		Rebounds				pf	fo	ast	to	blk	stl	Scoring	
			fg-fga	pct	fg-fga	pct	ft-fa	pct	off	def	tot	avg							pts	avg
2017-18	28-15	466/16.6	58-152	.382	12-47	.255	20-24	.833	19	36	55	2.0	67	0	22	29	26	7	148	5.3
2018-19	34-34	779/22.9	105-234	.449	32-84	.381	26-41	.634	42	91	133	3.9	81	1	34	32	60	10	268	7.9
2019-20	5-5	146/29.2	26-56	.464	6-17	.353	17-21	.810	9	19	28	5.6	15	0	5	15	16	2	75	15.0
TOTAL	67-54	1391/20.8	189-442	.428	50-148	.338	63-86	.733	70	146	216	3.2	163	1	61	76	102	19	491	7.3

Individual Game by Game

Updated through November 21, 2019

3 | WALT MCGROGY

Junior | Guard | 6-3 | 205
Minneapolis, Minn. | Edina High School

GAME-BY-GAME STATISTICS

Opponent	Date	gs	min	Total		3-Pointers		Free throws		Rebounds				pf	a	t/o	blk	stl	pts	avg
				fg-fga	pct	3fg-fga	pct	ft-fa	pct	off	def	tot	avg							
MCNEESE	11/13/19	24		3-6	.500	1-3	.333	2-2	1.000	0	2	2	2.0	1	2	1	0	0	9	9.0
MARQUETTE	11/17/19	1		0-0	.000	0-0	.000	0-0	.000	0	0	0	1.0	0	0	0	0	0	0	4.5
GREEN BAY	11/21/19	9		1-2	.500	0-1	.000	0-0	.000	0	3	3	1.7	2	1	0	0	0	2	3.7
Totals		0	34	4-8	.500	1-4	.250	2-2	1.000	0	5	5	1.7	3	3	1	0	0	11	3.7

Games played: 3
Minutes/game: 11.3
Points/game: 3.7
FG Pct: 50.0
3FG Pct: 25.0
FT Pct: 100.0

Rebounds/game: 1.7
Assists/game: 1.0
Turnovers/game: 0.3
Assist/turnover ratio: 3.0

CAREER STATISTICS

Season	gp-gs	min/avg	Total		3-Point		F-Throws		Rebounds				pf	fo	ast	to	blk	stl	Scoring	
			fg-fga	pct	fg-fga	pct	ft-fa	pct	off	def	tot	avg							pts	avg
2017-18	9-0	72/8.0	0-5	.000	0-3	.000	5-7	.714	0	8	8	0.9	5	0	4	7	0	4	5	0.6
2018-19	13-0	31/2.4	2-5	.400	2-4	.500	0-0	.000	0	2	2	0.2	2	0	1	2	0	0	6	0.5
2019-20	3-0	34/11.3	4-8	.500	1-4	.250	2-2	1.000	0	5	5	1.7	3	0	3	1	0	0	11	3.7
TOTAL	25-0	137/5.5	6-18	.333	3-11	.273	7-9	.778	0	15	15	0.6	10	0	8	10	0	4	22	0.9

SEASON HIGHS

POINTS: 9 vs. McNeese State (11/13/19)
FIELD GOALS: 3 vs. McNeese State (11/13/19)
FG ATTEMPTS: 6 vs. McNeese State (11/13/19)
3-POINT FGs: 1 vs. McNeese State (11/13/19)
3-POINT FGAS: 3 vs. McNeese State (11/13/19)
FREE THROWS: 2 vs. McNeese State (11/13/19)
FT ATTEMPTS: 2 vs. McNeese State (11/13/19)
REBOUNDS: 3 vs. Green Bay (11/21/19)
ASSISTS: 2 vs. McNeese State (11/13/19)
BLOCKS: --
STEALS: --
MINUTES: 24 vs. McNeese State (11/13/19)

CAREER HIGHS

POINTS: 9 vs. McNeese State (11/13/19)
FIELD GOALS: 3 vs. McNeese State (11/13/19)
FG ATTEMPTS: 6 vs. McNeese State (11/13/19)
3-POINT FGs: 1 (3x) vs. McNeese State (11/13/19)
3-POINT FGAS: 3 vs. McNeese State (11/13/19)
FREE THROWS: 4 vs. Green Bay (12/23/17)
FT ATTEMPTS: 6 vs. Green Bay (12/23/17)
REBOUNDS: 6 vs. Green Bay (12/23/17)
ASSISTS: 2 vs. McNeese State (11/13/19)
BLOCKS: --
STEALS: 3 vs. UMass Lowell (12/30/17)
MINUTES: 24 vs. McNeese State (11/13/19)

4 | CARTER HIGGINBOTTOM

R-Freshman | Guard | 6-0 | 187
Chicago, Ill. | St. Ignatius High School

GAME-BY-GAME STATISTICS

Opponent	Date	gs	min	Total		3-Pointers		Free throws		Rebounds				pf	a	t/o	blk	stl	pts	avg
				fg-fga	pct	3fg-fga	pct	ft-fa	pct	off	def	tot	avg							
MCNEESE	11/13/19	1		0-0	.000	0-0	.000	0-0	.000	0	0	0	0.0	0	0	0	0	0	0	0.0
MARQUETTE	11/17/19	1		0-0	.000	0-0	.000	0-0	.000	0	0	0	0.0	0	0	1	0	0	0	0.0
Totals		0	2	0-0	.000	0-0	.000	0-0	.000	0	0	0	0.0	0	0	1	0	0	0	0.0

Games played: 2
Minutes/game: 1.0

Turnovers/game: 0.5

CAREER STATISTICS

Season	gp-gs	min/avg	Total		3-Point		F-Throws		Rebounds				pf	fo	ast	to	blk	stl	Scoring	
			fg-fga	pct	fg-fga	pct	ft-fa	pct	off	def	tot	avg							pts	avg
2019-20	2-0	2/1.0	0-0	.000	0-0	.000	0-0	.000	0	0	0	0.0	0	0	0	1	0	0	0	0.0
TOTAL	2-0	2/1.0	0-0	.000	0-0	.000	0-0	.000	0	0	0	0.0	0	0	0	1	0	0	0	0.0

SEASON HIGHS

POINTS: --
FIELD GOALS: --
FG ATTEMPTS: --
3-POINT FGs: --
3-POINT FGAS: --
FREE THROWS: --
FT ATTEMPTS: --
REBOUNDS: --
ASSISTS: --
BLOCKS: --
STEALS: --
MINUTES: 1 vs. McNeese State (11/13/19)

CAREER HIGHS

POINTS: --
FIELD GOALS: --
FG ATTEMPTS: --
3-POINT FGs: --
3-POINT FGAS: --
FREE THROWS: --
FT ATTEMPTS: --
REBOUNDS: --
ASSISTS: --
BLOCKS: --
STEALS: --
MINUTES: 1 vs. McNeese State (11/13/19)

Updated through November 21, 2019

Freshman | Forward | 6-7 | 214
Lakevill, Minn. | Lakeville North

Games played: 5
Minutes/game: 13.6
Points/game: 2.6
FG Pct: 45.5
3FG Pct: 33.3
FT Pct: 50.0

Rebounds/game: 1.8
Assists/game: 1.4
Turnovers/game: 1.2
Assist/turnover ratio: 1.2
Steals/game: 0.6
Blocks/game: 0.2

R-Junior | Forward | 6-10 | 248
Mentor, Ohio | Montverde Academy

POINTS: 5 vs. Green Bay (11/21/19)
FIELD GOALS: 2 vs. Green Bay (11/21/19)
FG ATTEMPTS: 4 vs. Green Bay (11/21/19)
3-POINT FGs: 1 (2x) vs. Green Bay (11/21/19)
3-POINT FGAS: 2 vs. Green Bay (11/21/19)
FREE THROWS: 1 vs. McNeese State (11/13/19)
FT ATTEMPTS: 2 vs. McNeese State (11/13/19)
REBOUNDS: 3 (3x) MR vs. Green Bay (11/21/19)
ASSISTS: 3 (2x) MR vs. Green Bay (11/21/19)
BLOCKS: 1 vs. Eastern Illinois (11/8/19)
STEALS: 2 vs. McNeese State (11/13/19)
MINUTES: 26 vs. McNeese State (11/13/19)

POINTS: 5 vs. Green Bay (11/21/19)
FIELD GOALS: 2 vs. Green Bay (11/21/19)
FG ATTEMPTS: 4 vs. Green Bay (11/21/19)
3-POINT FGS: 1 (2x) vs. Green Bay (11/21/19)
3-POINT FGAS: 2 vs. Green Bay (11/21/19)
FREE THROWS: 1 vs. McNeese State (11/13/19)
FT ATTEMPTS: 2 vs. McNeese State (11/13/19)
REBOUNDS: 3 (3x) MR vs. Green Bay (11/21/19)
ASSISTS: 3 (2x) MR vs. Green Bay (11/21/19)
BLOCKS: 1 vs. Eastern Illinois (11/8/19)
STEALS: 2 vs. McNeese State (11/13/19)
MINUTES: 26 vs. McNeese State (11/13/19)

POINTS:	--
FIELD GOALS:	--
FG ATTEMPTS:	--
3-POINT FGS:	--
3-POINT FGAS:	--
FREE THROWS:	--
FT ATTEMPTS:	--
REBOUNDS:	--
ASSISTS:	--
BLOCKS:	--
STEALS:	--
MINUTES:	--

POINTS: 17 vs. Texas Southern (11/16/17)*
FIELD GOALS: 5 (3x) MR at Northwestern (1/17/18)*
FG ATTEMPTS: 10 vs. Marshall (11/25/16)*
3-POINT FGS: 3 vs. N.C. Central (11/14/16)*
3-POINT FGAS: 4 (4x) MR vs. Penn State (3/2/18)
FREE THROWS: 9 vs. Texas Southern (11/16/17)*
FT ATTEMPTS: 10 vs. Texas Southern (11/16/17)*
REBOUNDS: 12 vs. Marshall (11/25/16)*
ASSISTS: 2 (3x) MR vs. Citadel (12/19/17)*
BLOCKS: 2 (4x) MR vs. Radford (11/12/17)*
STEALS: 3 (2x) MR vs. Citadel (12/19/17)*
MINUTES: 31 vs. Texas Southern (11/16/17)*

*recorded at Ohio State

Individual Game by Game

Updated through November 21, 2019

12 | TREVOR ANDERSON

R-Junior | Guard | 6-2 | 200
Stevens Point, Wis. | Stevens Point Area Public High School (SPASH)

GAME-BY-GAME STATISTICS

Opponent	Date	gs	min	Total		3-Pointers		Free throws		Rebounds				pf	a	t/o	blk	stl	pts	avg
				fg-fga	pct	3fg-fga	pct	ft-fa	pct	off	def	tot	avg							
vs Saint Mary's (CA)	11/05/19	8		0-0	.000	0-0	.000	0-0	.000	0	1	1	1.0	0	0	0	0	0	0	0.0
EASTERN ILL.	11/08/19	14		0-2	.000	0-0	.000	1-2	.500	1	2	3	2.0	0	2	0	0	0	1	0.5
MCNEESE	11/13/19	13		0-0	.000	0-0	.000	0-0	.000	0	2	2	2.0	1	4	0	0	1	0	0.3
MARQUETTE	11/17/19	7		0-0	.000	0-0	.000	2-2	1.000	0	1	1	1.8	2	1	0	0	0	2	0.8
GREEN BAY	11/21/19	9		0-0	.000	0-0	.000	0-0	.000	0	3	3	2.0	0	0	0	0	0	0	0.6
Totals		0	51	0-2	.000	0-0	.000	3-4	.750	1	9	10	2.0	3	7	0	0	1	3	0.6

Games played: 5
Minutes/game: 10.2
Points/game: 0.6
FG Pct: 0.0
FT Pct: 75.0

Rebounds/game: 2.0
Assists/game: 1.4
Assist/turnover ratio: 99.9
Steals/game: 0.2

CAREER STATISTICS

Season	gp-gs	min/avg	Total		3-Point		F-Throws		Rebounds				Scoring							
			fg-fga	pct	fg-fga	pct	ft-fa	pct	off	def	tot	avg	pf	fo	ast	to	blk	stl	pts	avg
2016-17*	20-20	570/28.5	58-145	.400	35-93	.376	45-56	.804	11	46	57	2.9	32	0	53	37	1	15	196	9.8
2018-19	8-0	55/6.9	6-10	.600	1-1	1.000	0-0	.000	1	8	9	1.1	3	0	3	1	0	0	13	1.6
2019-20	5-0	51/10.2	0-2	.000	0-0	.000	3-4	.750	1	9	10	2.0	3	0	7	0	0	1	3	0.6
TOTAL	13-0	106/8.2	6-12	.500	1-1	1.000	3-4	.750	2	17	19	1.5	6	0	10	1	0	1	16	1.2

SEASON HIGHS

POINTS: 2 vs. Marquette (11/17/19)
FIELD GOALS: --
FG ATTEMPTS: 2 vs. Eastern Illinois (11/8/19)
3-POINT FGS: --
3-POINT FGAS: --
FREE THROWS: 2 vs. Marquette (11/17/19)
FT ATTEMPTS: 2 vs. Marquette (11/17/19)
REBOUNDS: 3 (2x) MR vs. Green Bay (11/21/19)
ASSISTS: 4 vs. McNeese State (11/13/19)
BLOCKS: --
STEALS: 1 vs. McNeese State (11/13/19)
MINUTES: 14 vs. Eastern Illinois (11/8/19)

CAREER HIGHS

POINTS: 23 vs. SIU-Edwardsville (12/19/16)*
FIELD GOALS: 6 (2x) MR vs. SIU-Edwardsville (12/19/16)*
FG ATTEMPTS: 12 vs. SIU-Edwardsville (12/19/16)*
3-POINT FGS: 5 vs. SIU-Edwardsville (12/19/16)*
3-POINT FGAS: 8 vs. SIU-Edwardsville (12/19/16)*
FREE THROWS: 7 vs. Milwaukee (1/6/17)*
FT ATTEMPTS: 8 (2x) MR vs. Milwaukee (1/6/17)*
REBOUNDS: 7 at Bowling Green (11/20/16)*
ASSISTS: 7 at Youngstown State (12/31/16)*
BLOCKS: 1 at Cleveland State (12/29/16)*
STEALS: 3 vs. UMKC (11/21/16)*
MINUTES: 36 vs. SIU-Edwardsville (12/19/16)

*recorded at Green Bay

15 | COURTLAND CUEVAS

Junior | Forward | 6-5 | 190
Madison, Wis. | Madison East

GAME-BY-GAME STATISTICS

#15 Cuevas, Courtland

Opponent	Date	gs	min	Total		3-Pointers		Free throws		Rebounds				pf	a	t/o	blk	stl	pts	avg
				fg-fga	pct	3fg-fga	pct	ft-fa	pct	off	def	tot	avg							
EASTERN ILL.	11/08/19	1		0-0	.000	0-0	.000	0-0	.000	0	0	0	0.0	0	0	0	0	0	0	0.0
MCNEESE	11/13/19	1		0-1	.000	0-1	.000	0-0	.000	0	0	0	0.0	0	0	0	0	0	0	0.0
Totals		0	2	0-1	.000	0-1	.000	0-0	.000	0	0	0	0.0	0	0	0	0	0	0	0.0

Games played: 2
Minutes/game: 1.0
FG Pct: 0.0
3FG Pct: 0.0

CAREER STATISTICS

			Total		3-Point		F-Throws		Rebounds											Scoring	
Season	gp-gs	min/avg	fg-fga	pct	fg-fga	pct	ft-fa	pct	off	def	tot	avg	pf	fo	ast	to	blk	stl	pts	avg	
2019-20	2-0	2/1.0	0-1	.000	0-1	.000	0-0	.000	0	0	0	0.0	0	0	0	0	0	0	0	0.0	
TOTAL	2-0	2/1.0	0-1	.000	0-1	.000	0-0	.000	0	0	0	0.0	0	0	0	0	0	0	0	0.0	

SEASON HIGHS

POINTS: --
FIELD GOALS: --
FG ATTEMPTS: 1 vs. McNeese State (11/13/19)
3-POINT FGS: --
3-POINT FGAS: 1 vs. McNeese State (11/13/19)
FREE THROWS: --
FT ATTEMPTS: --
REBOUNDS: --
ASSISTS: --
BLOCKS: --
STEALS: --
MINUTES: 1 (2x) MR vs. McNeese State (11/13/19)

CAREER HIGHS

POINTS: --
FIELD GOALS: --
FG ATTEMPTS: 1 vs. McNeese State (11/13/19)
3-POINT FGS: --
3-POINT FGAS: 1 vs. McNeese State (11/13/19)
FREE THROWS: --
FT ATTEMPTS: --
REBOUNDS: --
ASSISTS: --
BLOCKS: --
STEALS: --
MINUTES: 1 (2x) MR vs. McNeese State (11/13/19)

Individual Game by Game

Updated through November 21, 2019

20 | SAMAD QAWI

Junior | Forward | 6-6 | 195
Racine, Wis. | Horlick High School

GAME-BY-GAME STATISTICS

Opponent	Date	gs	min	Total		3-Pointers		Free throws		Rebounds				pf	a	t/o	blk	stl	pts	avg
				fg-fga	pct	3fg-fga	pct	ft-fa	pct	off	def	tot	avg							
EASTERN ILL.	11/08/19	1		0-0	.000	0-0	.000	0-0	.000	0	0	0	0.0	0	0	0	0	0	0	0.0
MCNEESE	11/13/19	1		0-0	.000	0-0	.000	0-0	.000	0	0	0	0.0	0	0	1	0	0	0	0.0
MARQUETTE	11/17/19	1		0-0	.000	0-0	.000	0-0	.000	0	0	0	0.0	0	0	0	0	0	0	0.0
Totals		0	3	0-0	.000	0-0	.000	0-0	.000	0	0	0	0.0	0	0	1	0	0	0	0.0

Games played: 3
Minutes/game: 1.0

Turnovers/game: 0.3

CAREER STATISTICS

Season	gp-gs	min/avg	Total		3-Point		F-Throws		Rebounds				pf	fo	ast	to	blk	stl	Scoring	
			fg-fga	pct	fg-fga	pct	ft-fa	pct	off	def	tot	avg							pts	avg
2019-20	3-0	3/1.0	0-0	.000	0-0	.000	0-0	.000	0	0	0	0.0	0	0	0	1	0	0	0	0.0
TOTAL	3-0	3/1.0	0-0	.000	0-0	.000	0-0	.000	0	0	0	0.0	0	0	0	1	0	0	0	0.0

SEASON HIGHS

POINTS: --
FIELD GOALS: --
FG ATTEMPTS: --
3-POINT FGS: --
3-POINT FGAS: --
FREE THROWS: --
FT ATTEMPTS: --
REBOUNDS: --
ASSISTS: --
BLOCKS: --
STEALS: --
MINUTES: 1 (2x) MR vs. McNeese State (11/13/19)

CAREER HIGHS

POINTS: --
FIELD GOALS: --
FG ATTEMPTS: --
3-POINT FGS: --
3-POINT FGAS: --
FREE THROWS: --
FT ATTEMPTS: --
REBOUNDS: --
ASSISTS: --
BLOCKS: --
STEALS: --
MINUTES: 1 (2x) MR vs. McNeese State (11/13/19)

30 | OWEN HAMILTON

R-Sophomore | Center | 7-0 | 266
Prescott, Wis. | Prescott

GAME-BY-GAME STATISTICS

CAREER STATISTICS

HAMILTON'S CAREER STATISTICS

Overall (at Northern Illinois)					3-Point				Rebounding									
Year	GP-GS	Min/Avg	FG-FGA	Pct	FG-FGA	Pct	FT-FTA	Pct	Off-Def	Tot	Avg	PF-FO	Ast	TO	Blk	Stl	Pts/Avg	
2017-18	27-0	184/6.8	22-34	.647	0-1	.000	6-12	.500	11-24	35	1.3	30-0	3	10	3	7	50/1.9	
2018-19							Redshirt Season											
Total	27-0	184/6.8	22-34	.647	0-1	.000	6-12	.500	11-24	35	1.3	30-0	3	10	3	7	50/1.9	
Conference (Mid-American Conference)					3-Point				Rebounding									
Year	GP-GS	Min/Avg	FG-FGA	Pct	FG-FGA	Pct	FT-FTA	Pct	Off-Def	Tot	Avg	PF-FO	Ast	TO	Blk	Stl	Pts/Avg	
2017-18	17-0	109/6.4	11-17	.647	0-0	---	3-7	.429	6-10	16	0.9	18-0	2	5	1	5	25/1.5	
2018-19							Redshirt Season											
Total	17-0	109/6.4	11-17	.647	0-0	---	3-7	.429	6-10	16	0.9	18-0	2	5	1	5	25/1.5	

SEASON HIGHS

POINTS: --
FIELD GOALS: --
FG ATTEMPTS: --
3-POINT FGS: --
3-POINT FGAS: --
FREE THROWS: --
FT ATTEMPTS: --
REBOUNDS: --
ASSISTS: --
BLOCKS: --
STEALS: --
MINUTES: --

CAREER HIGHS

POINTS: 8 vs. Rockford (11/26/17)*
FIELD GOALS: 4 vs. Rockford (11/26/17)*
FG ATTEMPTS: 6 at Iowa (12/29/17)*
3-POINT FGS: --
3-POINT FGAS: 1 at Iowa (12/29/17)*
FREE THROWS: 2 (2x) MR vs. Central MI (2/13/18)*
FT ATTEMPTS: 2 (5x) MR (2/27/18)*
REBOUNDS: 8 vs. Rockford (11/26/17)*
ASSISTS: 1 (3x) MR at Toledo (2/6/18)*
BLOCKS: 1 (3x) MR at Bowling Green (1/9/18)*
STEALS: 2 (2x) MR at Eastern MI (2/24/18)*
MINUTES: 21 at Iowa (12/29/17)*

*recorded at NIU

Individual Game by Game

Updated through November 21, 2019

31 | MICHAEL BALLARD

R-Junior | Guard | 6-4 | 202
Oak Park, Ill. | Fenwick

GAME-BY-GAME STATISTICS

Opponent	Date	gs	min	Total		3-Pointers		Free throws		Rebounds				pf	a	t/o	blk	stl	pts	avg
				fg-fga	pct	3fg-fga	pct	ft-fa	pct	off	def	tot	avg							
EASTERN ILL.	11/08/19	1		0-0	.000	0-0	.000	0-0	.000	0	0	0	0.0	0	0	0	0	0	0	0.0
MCNEESE	11/13/19	1		0-0	.000	0-0	.000	0-0	.000	0	1	1	0.5	0	0	0	0	0	0	0.0
MARQUETTE	11/17/19	1		0-0	.000	0-0	.000	0-0	.000	0	0	0	0.3	0	0	0	0	0	0	0.0
Totals		0	3	0-0	.000	0-0	.000	0-0	.000	0	1	1	0.3	0	0	0	0	0	0	0.0

Games played: 3

Minutes/game: 1.0

Rebounds/game: 0.3

CAREER STATISTICS

Season	gp-gs	min/avg	Total		3-Point		F-Throws		Rebounds				pf	fo	ast	to	blk	stl	Scoring	
			fg-fga	pct	fg-fga	pct	ft-fa	pct	off	def	tot	avg							pts	avg
2017-18	1-0	1/1.0	0-0	.000	0-0	.000	0-0	.000	0	0	0	0.0	0	0	0	0	0	0	0	0.0
2018-19	9-0	17/1.9	0-4	.000	0-3	.000	2-2	1.000	2	1	3	0.3	2	0	0	0	0	0	2	0.2
2019-20	3-0	3/1.0	0-0	.000	0-0	.000	0-0	.000	0	1	1	0.3	0	0	0	0	0	0	0	0.0
TOTAL	13-0	21/1.6	0-4	.000	0-3	.000	2-2	1.000	2	2	4	0.3	2	0	0	0	0	0	2	0.2

SEASON HIGHS

POINTS: --
FIELD GOALS: --
FG ATTEMPTS: --
3-POINT FGS: --
3-POINT FGAS: --
FREE THROWS: --
FT ATTEMPTS: --
REBOUNDS: 1 vs. McNeese State (11/13/19)
ASSISTS: --
BLOCKS: --
STEALS: --
MINUTES: 1 (2x) MR vs. McNeese State (11/13/19)

CAREER HIGHS

POINTS: 2 vs. Grambling (12/22/18)
FIELD GOALS: --
FG ATTEMPTS: 2 vs. Savannah State (12/13/18)
3-POINT FGS: --
3-POINT FGAS: 2 vs. Savannah State (12/13/18)
FREE THROWS: 2 vs. Grambling (12/22/18)
FT ATTEMPTS: 2 vs. Grambling (12/22/18)
REBOUNDS: 1 (4x) MR vs. McNeese State (11/13/19)
ASSISTS: --
BLOCKS: --
STEALS: --
MINUTES: 3 (2x) MR vs. Grambling (12/22/18)

32 | JOE HEDSTROM

R-Freshman | Center | 7-0 | 240
Hopkins, Minn. | Hopkins

GAME-BY-GAME STATISTICS

Opponent	Date	gs	min	Total		3-Pointers		Free throws		Rebounds				pf	a	t/o	blk	stl	pts	avg
				fg-fga	pct	3fg-fga	pct	ft-fa	pct	off	def	tot	avg							
vs Saint Mary's (CA)	11/05/19	1		0-0	.000	0-0	.000	0-0	.000	0	0	0	0.0	0	0	0	0	0	0	0.0
EASTERN ILL.	11/08/19	3		0-1	.000	0-0	.000	0-0	.000	0	0	0	0.0	0	0	0	0	0	0	0.0
MCNEESE	11/13/19	5		0-0	.000	0-0	.000	0-0	.000	0	1	1	0.3	2	0	1	0	0	0	0.0
MARQUETTE	11/17/19	1		0-0	.000	0-0	.000	0-0	.000	0	0	0	0.3	0	0	0	0	0	0	0.0
GREEN BAY	11/21/19	1		1-1	1.000	0-0	.000	0-0	.000	1	0	1	0.4	0	0	0	0	0	2	0.4
Totals		0	11	1-2	.500	0-0	.000	0-0	.000	1	1	2	0.4	2	0	1	0	0	2	0.4

Games played: 5

Minutes/game: 2.2

Points/game: 0.4

FG Pct: 50.0

Rebounds/game: 0.4

Turnovers/game: 0.2

CAREER STATISTICS

Season	gp-gs	min/avg	Total		3-Point		F-Throws		Rebounds				pf	fo	ast	to	blk	stl	Scoring	
			fg-fga	pct	fg-fga	pct	ft-fa	pct	off	def	tot	avg							pts	avg
2019-20	5-0	11/2.2	1-2	.500	0-0	.000	0-0	.000	1	1	2	0.4	2	0	0	1	0	0	2	0.4
TOTAL	5-0	11/2.2	1-2	.500	0-0	.000	0-0	.000	1	1	2	0.4	2	0	0	1	0	0	2	0.4

SEASON HIGHS

POINTS: 2 vs. Green Bay (11/21/19)
FIELD GOALS: 1 vs. Green Bay (11/21/19)
FG ATTEMPTS: 1 (2x) MR vs. Green Bay (11/21/19)
3-POINT FGS: --
3-POINT FGAS: --
FREE THROWS: --
FT ATTEMPTS: --
REBOUNDS: 1 (2x) MR vs. Green Bay (11/21/19)
ASSISTS: --
BLOCKS: --
STEALS: --
MINUTES: 5 vs. McNeese State (11/13/19)

CAREER HIGHS

POINTS: 2 vs. Green Bay (11/21/19)
FIELD GOALS: 1 vs. Green Bay (11/21/19)
FG ATTEMPTS: 1 (2x) MR vs. Green Bay (11/21/19)
3-POINT FGS: --
3-POINT FGAS: --
FREE THROWS: --
FT ATTEMPTS: --
REBOUNDS: 1 (2x) MR vs. Green Bay (11/21/19)
ASSISTS: --
BLOCKS: --
STEALS: --
MINUTES: 5 vs. McNeese State (11/13/19)

SEASON STATISTICS

Updated Through November 21, 2019

RECORD:	OVERALL	HOME	AWAY	NEUTRAL
ALL GAMES	4-1	4-0	0-0	0-1
CONFERENCE	0-0	0-0	0-0	0-0
NON-CONFERENCE	4-1	4-0	0-0	0-1

##	Player	gp-gs	min	avg	Total		3-Point		F-Throw		Rebounds				pf	dq	a	to	blk	stl	pts	avg
					fg-fga	fg%	3fg-fga	3fg%	ft-fa	ft%	off	def	tot	avg								
34	Davison, Brad	5-5	159	31.8	26-48	.542	8-19	.421	18-19	.947	3	15	18	3.6	10	0	11	7	0	7	78	15.6
35	Reuvers, Nate	5-5	146	29.2	26-56	.464	6-17	.353	17-21	.810	9	19	28	5.6	15	0	5	15	16	2	75	15.0
02	Ford, Aleem	5-5	132	26.4	23-51	.451	7-24	.292	5-7	.714	6	17	23	4.6	16	1	6	8	3	3	58	11.6
23	King, Kobe	4-4	129	32.2	13-30	.433	3-6	.500	17-23	.739	5	10	15	3.8	4	0	9	7	1	5	46	11.5
01	Pritzl, Brevin	5-1	127	25.4	15-33	.455	8-20	.400	9-10	.900	12	19	31	6.2	10	0	5	4	2	0	47	9.4
00	Trice, D'Mitrik	5-5	158	31.6	15-38	.395	9-22	.409	4-4	1.000	1	19	20	4.0	4	0	16	8	0	5	43	8.6
03	McGrory, Walt	3-0	34	11.3	4-8	.500	1-4	.250	2-2	1.000	0	5	5	1.7	3	0	3	1	0	0	11	3.7
05	Wahl, Tyler	5-0	68	13.6	5-11	.455	2-6	.333	1-2	.500	3	6	9	1.8	9	0	7	6	1	3	13	2.6
12	Anderson, Trevor	5-0	51	10.2	0-2	.000	0-0	.000	3-4	.750	1	9	10	2.0	3	0	7	0	0	1	3	0.6
32	Hedstrom, Joe	5-0	11	2.2	1-2	.500	0-0	.000	0-0	.000	1	1	2	0.4	2	0	0	1	0	0	2	0.4
31	Ballard, Michael	3-0	3	1.0	0-0	.000	0-0	.000	0-0	.000	0	1	1	0.3	0	0	0	0	0	0	0	0.0
20	Qawi, Samad	3-0	3	1.0	0-0	.000	0-0	.000	0-0	.000	0	0	0	0.0	0	0	0	1	0	0	0	0.0
04	Higginbottom, Carter	2-0	2	1.0	0-0	.000	0-0	.000	0-0	.000	0	0	0	0.0	0	0	0	1	0	0	0	0.0
15	Cuevas, Courtland	2-0	2	1.0	0-1	.000	0-1	.000	0-0	.000	0	0	0	0.0	0	0	0	0	0	0	0	0.0
Team											3	9	12									
Total.....		5	1025		128-280	.457	44-119	.370	76-92	.826	44	130	174	34.8	76	1	69	59	23	26	376	75.2
Opponents.....		5	1025		114-281	.406	36-97	.371	47-66	.712	37	112	149	29.8	95	4	58	68	14	26	311	62.2

TEAM STATISTICS	WIS	OPP	Date	Opponent	Score	Att.
SCORING	376	311	11/05/19	vs Saint Mary's (CA)	Lot 63-65	3301
Points per game	75.2	62.2	11/08/19	EASTERN ILL.	w 65-52	17106
Scoring margin	+13.0	-	11/13/19	MCNEESE	w 83-63	16816
FIELD GOALS-ATT	128-280	114-281	11/17/19	MARQUETTE	w 77-61	17287
Field goal pct	.457	.406	11/21/19	GREEN BAY	w 88-70	16837
3 POINT FG-ATT	44-119	36-97	* - Conference game			
3-point FG pct	.370	.371				
3-pt FG made per game	8.8	7.2				
FREE THROWS-ATT	76-92	47-66				
Free throw pct	.826	.712				
F-Throws made per game	15.2	9.4				
REBOUNDS	174	149				
Rebounds per game	34.8	29.8				
Rebounding margin	+5.0	-				
ASSISTS	69	58				
Assists per game	13.8	11.6				
TURNOVERS	59	68				
Turnovers per game	11.8	13.6				
Turnover margin	+1.8	-				
Assist/turnover ratio	1.2	0.9				
STEALS	26	26				
Steals per game	5.2	5.2				
BLOCKS	23	14				
Blocks per game	4.6	2.8				
ATTENDANCE	68046	3301				
Home games-Avg/Game	4-17012	0-0				
Neutral site-Avg/Game	-	1-3301				

Score by Periods	1st	2nd	OT	Totals
Wisconsin	180	187	9	376
Opponents	149	151	11	311

HOME STATISTICS

Updated Through November 21, 2019

RECORD:	OVERALL	HOME	AWAY	NEUTRAL
ALL GAMES	4-0	4-0	0-0	0-0
CONFERENCE	0-0	0-0	0-0	0-0
NON-CONFERENCE	4-0	4-0	0-0	0-0

##	Player	gp-gs	min	avg	Total		3-Point		F-Throw		Rebounds				pf	dq	a	to	blk	stl	pts	avg
					fg-fga	fg%	3fg-fga	3fg%	ft-fa	ft%	off	def	tot	avg								
34	Davison, Brad	4-4	121	30.3	20-35	.571	7-15	.467	15-15	1.000	2	12	14	3.5	6	0	11	6	0	7	62	15.5
23	King, Kobe	3-3	99	33.0	12-28	.429	3-6	.500	13-16	.813	5	6	11	3.7	2	0	8	3	1	5	40	13.3
35	Reuvers, Nate	4-4	105	26.3	18-38	.474	5-13	.385	12-14	.857	7	15	22	5.5	13	0	5	12	12	2	53	13.3
02	Ford, Aleem	4-4	98	24.5	20-42	.476	6-18	.333	5-7	.714	4	14	18	4.5	13	1	4	5	3	2	51	12.8
01	Pritzl, Brevin	4-1	105	26.3	15-33	.455	8-20	.400	9-10	.900	11	17	28	7.0	10	0	4	4	2	0	47	11.8
00	Trice, D'Mitrik	4-4	119	29.8	12-31	.387	7-18	.389	2-2	1.000	1	16	17	4.3	2	0	13	5	0	5	33	8.3
03	McGrory, Walt	3-0	34	11.3	4-8	.500	1-4	.250	2-2	1.000	0	5	5	1.7	3	0	3	1	0	0	11	3.7
05	Wahl, Tyler	4-0	56	14.0	4-8	.500	2-5	.400	1-2	.500	3	6	9	2.3	8	0	6	6	1	3	11	2.8
12	Anderson, Trevor	4-0	43	10.8	0-2	.000	0-0	.000	3-4	.750	1	8	9	2.3	3	0	7	0	0	1	3	0.8
32	Hedstrom, Joe	4-0	10	2.5	1-2	.500	0-0	.000	0-0	.000	1	1	2	0.5	2	0	0	1	0	0	2	0.5
04	Higginbottom, Carter	2-0	2	1.0	0-0	.000	0-0	.000	0-0	.000	0	0	0	0.0	0	0	0	1	0	0	0	0.0
31	Ballard, Michael	3-0	3	1.0	0-0	.000	0-0	.000	0-0	.000	0	1	1	0.3	0	0	0	0	0	0	0	0.0
15	Cuevas, Courtland	2-0	2	1.0	0-1	.000	0-1	.000	0-0	.000	0	0	0	0.0	0	0	0	0	0	0	0	0.0
20	Qawi, Samad	3-0	3	1.0	0-0	.000	0-0	.000	0-0	.000	0	0	0	0.0	0	0	0	1	0	0	0	0.0
Team											2	8	10									
Total.....		4	800		106-228	.465	39-100	.390	62-72	.861	37	109	146	36.5	62	1	61	45	19	25	313	78.2
Opponents.....		4	800		90-220	.409	28-79	.354	38-53	.717	24	89	113	28.3	75	2	48	53	12	20	246	61.5

TEAM STATISTICS

WIS

OPP

SCORING	313	246
Points per game	78.2	61.5
Scoring margin	+16.8	-
FIELD GOALS-ATT	106-228	90-220
Field goal pct	.465	.409
3 POINT FG-ATT	39-100	28-79
3-point FG pct	.390	.354
3-pt FG made per game	9.8	7.0
FREE THROWS-ATT	62-72	38-53
Free throw pct	.861	.717
F-Throws made per game	15.5	9.5
REBOUNDS	146	113
Rebounds per game	36.5	28.3
Rebounding margin	+8.3	-
ASSISTS	61	48
Assists per game	15.3	12.0
TURNOVERS	45	53
Turnovers per game	11.3	13.3
Turnover margin	+2.0	-
Assist/turnover ratio	1.4	0.9
STEALS	25	20
Steals per game	6.3	5.0
BLOCKS	19	12
Blocks per game	4.8	3.0
ATTENDANCE	68046	0
Home games-Avg/Game	4-17012	0-0
Neutral site-Avg/Game	-	0-0

Date Opponent

Score

Att.

11/08/19	EASTERN ILL.	w	65-52	17106
11/13/19	MCNEESE	w	83-63	16816
11/17/19	MARQUETTE	w	77-61	17287
11/21/19	GREEN BAY	w	88-70	16837

* - Conference game

Score by Periods

1st

2nd

Totals

Wisconsin	156	157	313
Opponents	119	127	246

AWAY/NEUTRAL STATISTICS

Updated Through November 5, 2019

RECORD:	OVERALL	HOME	AWAY	NEUTRAL
ALL GAMES	0-1	0-0	0-0	0-1
CONFERENCE	0-0	0-0	0-0	0-0
NON-CONFERENCE	0-1	0-0	0-0	0-1

##	Player	gp-gs	min	avg	Total		3-Point		F-Throw		Rebounds				pf	dq	a	to	blk	stl	pts	avg
					fg-fga	fg%	3fg-fga	3fg%	ft-fa	ft%	off	def	tot	avg								
35	Reuvers, Nate	1-1	41	41.0	8-18	.444	1-4	.250	5-7	.714	2	4	6	6.0	2	0	0	3	4	0	22	22.0
34	Davison, Brad	1-1	38	38.0	6-13	.462	1-4	.250	3-4	.750	1	3	4	4.0	4	0	0	1	0	0	16	16.0
00	Trice, D'Mitrik	1-1	39	39.0	3-7	.429	2-4	.500	2-2	1.000	0	3	3	3.0	2	0	3	3	0	0	10	10.0
02	Ford, Aleem	1-1	34	34.0	3-9	.333	1-6	.167	0-0	.000	2	3	5	5.0	3	0	2	3	0	1	7	7.0
23	King, Kobe	1-1	30	30.0	1-2	.500	0-0	.000	4-7	.571	0	4	4	4.0	2	0	1	4	0	0	6	6.0
05	Wahl, Tyler	1-0	12	12.0	1-3	.333	0-1	.000	0-0	.000	0	0	0	0.0	1	0	1	0	0	0	2	2.0
32	Hedstrom, Joe	1-0	1	1.0	0-0	.000	0-0	.000	0-0	.000	0	0	0	0.0	0	0	0	0	0	0	0	0.0
01	Pritzl, Brevin	1-0	22	22.0	0-0	.000	0-0	.000	0-0	.000	1	2	3	3.0	0	0	1	0	0	0	0	0.0
12	Anderson, Trevor	1-0	8	8.0	0-0	.000	0-0	.000	0-0	.000	0	1	1	1.0	0	0	0	0	0	0	0	0.0
Team											1	1	2									
Total.....		1	225		22-52	.423	5-19	.263	14-20	.700	7	21	28	28.0	14	0	8	14	4	1	63	63.0
Opponents.....		1	225		24-61	.393	8-18	.444	9-13	.692	13	23	36	36.0	20	2	10	15	2	6	65	65.0

TEAM STATISTICS	WIS	OPP
SCORING	63	65
Points per game	63.0	65.0
Scoring margin	-2.0	-
FIELD GOALS-ATT	22-52	24-61
Field goal pct	.423	.393
3 POINT FG-ATT	5-19	8-18
3-point FG pct	.263	.444
3-pt FG made per game	5.0	8.0
FREE THROWS-ATT	14-20	9-13
Free throw pct	.700	.692
F-Throws made per game	14.0	9.0
REBOUNDS	28	36
Rebounds per game	28.0	36.0
Rebounding margin	-8.0	-
ASSISTS	8	10
Assists per game	8.0	10.0
TURNOVERS	14	15
Turnovers per game	14.0	15.0
Turnover margin	+1.0	-
Assist/turnover ratio	0.6	0.7
STEALS	1	6
Steals per game	1.0	6.0
BLOCKS	4	2
Blocks per game	4.0	2.0
ATTENDANCE	0	3301
Home games-Avg/Game	0-0	0-0
Neutral site-Avg/Game	-	1-3301

Date	Opponent	Score	Att.
11/05/19	vs Saint Mary's (CA)	Lot 63-65	3301

* - Conference game

Score by Periods	1st	2nd	OT	Totals
Wisconsin	24	30	9	63
Opponents	30	24	11	65

GAME-BY-GAME STATISTICS

Updated Through November 21, 2019

WISCONSIN

Opponent	Date	Score		Total		3-Pointers		Free throws		Rebounds				pf	a	t/o	blk	stl	pts	avg
				fg-fga	pct	3fg-fga	pct	ft-fta	pct	off	def	tot	avg							
vs Saint Mary's (CA)	11/05/19	63-65	Lot	22-52	.423	5-19	.263	14-20	.700	7	21	28	28.0	14	8	14	4	1	63	63.0
EASTERN ILL.	11/08/19	65-52	W	21-55	.382	3-18	.167	20-24	.833	12	30	42	35.0	13	7	11	12	6	65	64.0
MCNEESE	11/13/19	83-63	W	29-55	.527	10-28	.357	15-18	.833	7	21	28	32.7	15	19	9	3	10	83	70.3
MARQUETTE	11/17/19	77-61	W	24-56	.429	11-23	.478	18-20	.900	9	28	37	33.8	19	11	12	3	6	77	72.0
GREEN BAY	11/21/19	88-70	W	32-62	.516	15-31	.484	9-10	.900	9	30	39	34.8	15	24	13	1	3	88	75.2
Wisconsin		376		128-280	.457	44-119	.370	76-92	.826	44	130	174	34.8	76	69	59	23	26	376	75.2
Opponents		311		114-281	.406	36-97	.371	47-66	.712	37	112	149	29.8	95	58	68	14	26	311	62.2

Games played: 5
Points/game: 75.2
FG Pct: 45.7
3FG Pct: 37.0
FT Pct: 82.6

Rebounds/game: 34.8
Assists/game: 13.8
Turnovers/game: 11.8
Assist/turnover ratio: 1.2
Steals/game: 5.2
Blocks/game: 4.6

OPPONENT

Opponent	Date	Score		Total		3-Pointers		Free throws		Rebounds				pf	a	t/o	blk	stl	pts	avg
				fg-fga	pct	3fg-fga	pct	ft-fta	pct	off	def	tot	avg							
vs Saint Mary's (CA)	11/05/19	63-65	Lot	24-61	.393	8-18	.444	9-13	.692	13	23	36	36.0	20	10	15	2	6	65	65.0
EASTERN ILL.	11/08/19	65-52	W	21-63	.333	7-19	.368	3-8	.375	11	24	35	35.5	22	10	11	4	6	52	58.5
MCNEESE	11/13/19	83-63	W	21-45	.467	8-21	.381	13-17	.765	5	19	24	31.7	21	13	18	2	4	63	60.0
MARQUETTE	11/17/19	77-61	W	19-51	.373	9-19	.474	14-17	.824	5	24	29	31.0	16	9	15	3	2	61	60.2
GREEN BAY	11/21/19	88-70	W	29-61	.475	4-20	.200	8-11	.727	3	22	25	29.8	16	16	9	3	8	70	62.2
Opponents		311		114-281	.406	36-97	.371	47-66	.712	37	112	149	29.8	95	58	68	14	26	311	62.2
Wisconsin		376		128-280	.457	44-119	.370	76-92	.826	44	130	174	34.8	76	69	59	23	26	376	75.2

Games played: 5
Points/game: 62.2
FG Pct: 40.6
3FG Pct: 37.1
FT Pct: 71.2

Rebounds/game: 29.8
Assists/game: 11.6
Turnovers/game: 13.6
Assist/turnover ratio: 0.9
Steals/game: 5.2
Blocks/game: 2.8

GAME 1: #20 SAINT MARY'S 65, WISCONSIN 63 (OT)

Nov. 5, 2019 • Sioux Falls, S.D. • Sanford Pentagon



Official Basketball Box Score - Final
Saint Mary's (CA) at Wisconsin
 11/05/19 Sanford Pentagon, Sioux Falls, SD
 2019-20 Men's Basketball

Game Time: 8:00 PM
 Game Duration: 2:14
 Attendance: 3,301

Officials: John Higgins, Eric Curry, Kelly Pfeiffer

Saint Mary's (CA) - 65															
Record: 1-0															
NO. Name	Min	FG M-A	3P M-A	FT M-A	Rebounds OR DR TOT	Fouls PF F	TP	AS	TO	ST	Blocks BS BA	+/-	Shooting By Period		
11 Matthias Tass	F 26:19	2-6	0-0	1-2	3	7	10	5	3	4	2	0	1	2	1st FG% 11-27 40.7%
24 Malik Fitts	F 39:19	6-13	1-2	3-5	2	3	5	0	3	16	1	3	0	1	3PT% 6-11 54.5%
0 Tanner Krebs	G 39:37	3-6	1-3	2-2	1	7	8	4	2	9	0	1	1	0	FT% 2-4 50.0%
1 Logan Johnson	G 35:35	1-7	1-3	2-2	1	1	2	1	1	5	0	3	1	0	2nd FG% 13-28 42.5%
3 Jordan Ford	G 45:00	11-24	4-8	0-0	1	1	2	3	26	3	4	3	0	2	3PT% 1-5 20.0%
23 Kristers Zoriks	09:25	0-1	0-0	0-0	0	2	2	1	0	0	0	0	0	1	FT% 1-1 100%
14 Kyle Bowen	07:57	0-1	0-1	1-2	1	0	1	0	1	0	0	0	0	0	OT FG% 2-8 25.0%
42 Dan Fotu	15:11	0-1	0-0	0-0	0	1	1	5	0	0	1	1	0	0	3PT% 1-2 50.0%
41 Aaron Menzies	01:14	0-0	0-0	0-0	0	0	0	1	0	0	0	0	0	0	FT% 6-8 75.0%
44 Alex Ducas	05:23	1-2	1-1	0-0	2	0	2	1	1	3	0	0	0	0	GM FG% 24-61 39.3%
															3PT% 8-18 44.4%
															FT% 9-13 69.2%
Team					2	1	3	0	0	1	0	0	0	0	Dead Ball Rebounds: 4.0
Totals		24-61	8-18	9-13	13	23	36	20	14	65	15	6	2	4	2

Technical Fouls: NONE

Wisconsin - 63															
Record: 0-1															
NO. Name	Min	FG	3P	FT	Rebounds	Fouls	TP	AS	TO	ST	Blocks	BS	BA	+/-	
2 Aleem Ford	F 34:03	3-9	1-6	0-0	2	3	5	3	0	7	2	3	1	0	1
35 Nate Reuvers	F 41:31	8-18	1-4	5-7	2	4	6	2	5	22	0	3	0	4	0
0 D'Mitric Trice	G 38:42	3-7	2-4	2-2	0	3	3	2	2	10	3	0	0	0	3
23 Kobe King	G 30:05	1-2	0-0	4-7	0	4	4	2	5	6	1	4	0	0	-9
34 Brad Davison	G 37:21	6-13	1-4	3-4	1	3	4	4	6	16	0	1	0	1	-1
12 Trevor Anderson	08:44	0-0	0-0	0-0	0	1	1	0	1	0	0	0	0	0	-7
1 Brevin Pritzl	21:45	0-0	0-0	0-0	1	2	3	0	1	0	0	0	0	0	5
5 Tyler Wahl	12:08	1-3	0-1	0-0	0	0	0	1	0	2	1	0	0	0	-11
32 Joe Hedstrom	00:41	0-0	0-0	0-0	0	0	0	0	0	0	0	0	0	0	0
Team					1	1	2	0	0	0	0	0	0	0	0
Totals		22-52	5-19	14-20	7	21	28	14	20	63	8	14	1	4	2
<div><div>Shooting By Period</div><div><div>1st FG 10-25 40.0%</div><div>3PT% 2-7 28.6%</div><div>FT% 2-5 40.0%</div></div><div><div>2nd FG 10-22 45.5%</div><div>3PT% 3-10 30.0%</div><div>FT% 5-9 77.8%</div></div><div><div>OT FG 0-2 0.0%</div><div>3PT% 0-5 40.0%</div><div>FT% 0-2 0.0%</div></div><div><div>3rd FG 5-16 31.3%</div><div>3PT% 1-5 20.0%</div><div>FT% 5-8 62.5%</div></div><div><div>GM FG 22-52 42.3%</div><div>3PT% 5-19 26.3%</div><div>FT% 14-20 70.0%</div></div></div> <div>Dead Ball Rebounds: 6, 3</div>															

Technical Fouls: NONE

SMC		WIS	
Biggest lead	10 (1 st 1:14)	8 (1 st 7:38)	
Best Scoring Run	13 (1 st 2:10)	9 (2 nd 3:29)	
Lead Changes	8		
Times Tied	5		
Time with Lead	24:55	16:47	

Points from		SMC		WIS	
Turnovers	16	14			
Paint	20	28			
Second Chance	14	6			
Fast Breaks	8	0			
Bench	4	2			

Period by Period Scoring		SMC		WIS	
1st	2nd	OT1	TOT		
30	24	11	65		
WIS	24	30	9	63	

NOTES: Wisconsin opened its season facing a ranked opponent for the first time since 1995... Nate Reuvers finished with career highs in points (22), FG (8), FGA (18), FT (7) and minutes played (42)...Kobe King had a career high 7 FTA...Joe Hedstrom played his first career game.

GAME 3: WISCONSIN 83, McNEESE STATE 63

Nov. 13, 2019 • Madison, Wis. • Kohl Center

Official Basketball Box Score - Final
McNeese at Wisconsin
 11/13/19 Kohl Center, Madison
 2019-20 Men's Basketball

Game Time: 6:00 PM
 Game Duration: 1:56
 Attendance: 15,616

Officials: Lamont Simpson, Bill Be, Edwin Young

McNeese - 63																
Record: 1-3																
NO. NAME	Min	FG M-A	3P M-A	FT M-A	Rebounds OR DR	Fouls PF FD	TP	AS	TO	ST	Blocks BS BA	+/-				
23 Shamarius Kennedy	F 31:14	6-9	0-0	8-10	1	4	5	3	8	20	3	1	0	1	-12	
0 Dru Kushausen	G 30:26	3-9	3-6	0-0	0	3	3	1	0	9	1	1	0	0	-13	
12 A.J. Lawson	G 26:30	4-6	2-2	0-0	0	1	1	3	1	10	3	6	1	0	-12	
13 Trey Johnson	G 24:32	1-3	1-2	0-0	0	1	1	1	0	3	1	1	1	1	-20	
22 Roydell Brown	G 20:29	3-5	0-0	1-2	0	3	3	4	1	7	0	1	1	0	0	
24 Chris Orlina	16:10	2-2	1-1	2-3	2	1	3	2	3	7	0	2	0	0	-21	
44 Truman Moore	08:37	0-0	0-0	0-0	0	1	0	1	2	1	0	1	0	0	-6	
2 Sam Baker	16:14	1-5	1-5	0-0	0	0	0	0	2	0	3	3	0	0	-16	
3 Leondre Washington	16:22	0-3	0-3	2-2	0	4	4	3	1	2	2	2	1	0	-2	
20 Jalen Poyser	06:59	1-3	0-2	0-0	0	0	0	0	0	2	0	0	0	0	-3	
11 Myles Hutchinson	02:27	0-0	0-0	0-0	0	0	0	0	0	0	0	0	0	0	5	
Team					1	2	3	0	0	0	0	0	0	0	0	
Totals		21-45	8-21	13-17	5	19	24	21	15	63	13	18	4	2	3	-20

Shooting By Period		
1 st FG	10-22	45.5%
3PT	3-7	42.9%
FT	11-14	78.6%
2 nd FG	11-23	47.8%
3PT	5-14	35.7%
FT	2-3	66.7%
GMFG	21-45	46.7%
3PT	8-21	38.1%
FT	13-17	76.5%
Dead Ball Rebounds: 2-1		

Technical Fouls: NONE

Wisconsin - 83															
Record: 2-1															
NO. Name	Min	FG M-A	3P M-A	FT M-A	Rebounds OR DR TO	Fouls PF FO	TP	AS	TO	ST	Blocks BS BA	Shooting By Period			
2 Aleem Ford	F 25:48	7-11	2-4	0-0	1 1 2	3 0	16	1	0	1	1	14	1 st FG%	12-27	44.4%
35 Nate Reuvers	F 20:29	4-9	0-2	2-3	2 2 4	4 4	10	2	1	1	0	9	3 rd FT%	3-13	23.1%
0 D'Mitric Trice	G 27:37	3-9	2-7	0-0	0 3 3	0 2	8	3	1	1	0	0	FT%	10-12	83.3%
1 Brevin Pritzl	G 21:09	4-9	2-6	3-4	2 1 3	2 3	13	2	0	0	1	13	2 nd FG%	17-28	60.7%
34 Brad Davison	G 33:18	7-8	3-4	7-7	0 3 3	0 6	24	2	3	4	0	20	3 rd FT%	7-15	46.7%
5 Tyler Wahl	26:01	1-2	0-1	1-2	1 2 3	2 4	3	3	1	2	0	23	FT%	5-6	83.3%
3 Walt McGrogy	23:54	3-6	1-3	2-2	0 2 2	1 1	9	2	1	0	0	13	GMFG%	28-55	50.7%
12 Trevor Anderson	12:42	0-0	0-0	0-0	0 2 2	1 1	0	4	0	1	0	19	3 rd FT%	10-28	35.7%
32 Joe Hedstrom	04:38	0-0	0-0	0-0	0 1 1	2 0	0	0	0	0	0	-8	FT%	15-18	83.3%
4 Carter Higginbottom	01:06	0-0	0-0	0-0	0 0 0	0 0	0	0	0	0	0	-2	Dead Ball Rebounds: 2 0		
15 Courtland Cuevas	01:06	0-1	0-0	0-0	0 0 0	0 0	0	0	0	0	0	-2			
20 Samad Qawi	01:06	0-0	0-0	0-0	0 0 0	0 0	0	0	1	0	0	-2			
31 Michael Ballard	01:06	0-0	0-0	0-0	0 1 1	0 0	0	0	0	0	0	-2			
Team					1 3 4		0	0	0						
Totals		29-55	10-28	15-18	7 21 28	15 21	83	19	9	10	3	20			
Technical Fouls: NONE															

Technical Fouls: NONE

McNees		UW	
Biggest lead	8 (1 st 15:39)	26 (2 nd 2:27)	
Best Scoring Run	6 (1 st 18:24)	11 (2 nd 7:11)	
Lead Changes	9		
Times Tied	8		
Time with Lead	14:31	23:37	

Points from		McNees		UW	
Turnovers	2	30			
Paint	26	32			
Second Chance	2	8			
Fast Breaks	7	14			
Bench	14	12			

Period by Period Scoring		McNees		UW	
1st	2nd	TOT			
34	29	63			
UW	37	46	83		

NOTES: Wisconsin scored a season-high 83 points...Brad Davison reached the 20-point threshold for the 6th time in his career; double figures the 41st time... Davison matched a career high 4 steals...Brevin Pritzl made his 22nd career start... Aleem Ford scored a career high 16 points...Nate Reuvers reached double figures for the 3rd time in 3 games.

GAME 2: WISCONSIN 65, EASTERN ILLINOIS 52

Nov. 8, 2019 • Madison, Wis. • Kohl Center



Official Basketball Box Score - Final
Eastern Ill. at Wisconsin
 11/08/19 Kohl Center, Madison
 2019-20 Men's Basketball

Game Time: 7:01 PM
 Game Duration: 2:01
 Attendance: 17,106

Officials: Don Dalry, Steve McJunkins, Lewis Garrison

Eastern Ill. - 52															
Record: 0-2															
NO. Name	Min	FG	3P	FT	Rebounds	Fouls	TP	AS	TO	ST	Blocks	BS	BA	+/-	
		MA	MA	MA	OR	DR	FT								
2 Jordan Skipper-Brown	F 24:43	3-6	0-1	0-0	0	2	2	4	1	6	0	2	1	2	-14
3 Mack Smith	G 27:30	2-6	1-4	0-0	0	3	3	1	0	5	0	2	1	0	-5
4 Marvin Johnson	G 28:37	5-17	2-4	0-0	2	1	3	1	1	12	1	0	1	0	-2
22 Josiah Wallace	G 25:59	2-12	1-3	0-0	0	5	5	1	0	5	1	0	0	1	-17
35 George Dixon	G 31:45	4-8	1-1	2-6	5	3	8	4	8	11	4	0	2	3	-1
5 Shaereel Smith	18:25	2-7	1-4	0-0	0	2	2	4	1	5	3	1	0	1	-4
25 Deang Deang	25:36	2-6	1-2	1-2	0	5	5	1	1	6	1	2	1	0	-11
32 JaQualis Matlock	12:29	1-1	0-0	0-0	3	2	5	4	1	2	0	0	0	0	-7
12 Dondre Duffus	04:08	0-0	0-0	0-0	0	0	0	1	0	0	0	0	0	0	-5
21 Braxton Shaw	00:48	0-0	0-0	0-0	0	0	0	1	0	0	0	0	0	0	-1
Team					1	1	2	0	0	0					
Totals		21-63	7-19	3-8	11	24	35	22	13	52	10	6	4	12	-13
Shooting By Period															
1st FG: 10-29 34.5%															
3PT%: 4-9 44.4%															
FT%: 3-6 50%															
2nd FG: 11-34 32.4%															
3PT%: 3-10 30.0%															
FT%: 0-2 0%															
GM FG: 21-63 33.3%															
3PT%: 7-19 36.8%															
FT%: 3-8 37.5%															
Dead Ball Rebounds: 3.0															

GAME 5: WISCONSIN 88, GREEN BAY 70

Nov. 21, 2019 • Madison, Wis. • Kohl Center



Official Basketball Box Score - Final
Green Bay at Wisconsin
11/21/19 Kohl Center, Madison
2019-20 Men's Basketball

Game Time: 8:07 PM
Game Duration: 1:53
Attendance: 16,837

Officials: Larry Scrotto, Lewis Garrison, Brooks Villa

Green Bay - 70

Record: 1-3

NO.	Name	Min	FG	3P	FT	Rebounds	Fouls	TP	AS	TO	ST	Blocks	+/-
			M-A	M-A	M-A	OR DR TOT	PF RD					BS BA	
12	Josh McNair	F 23:51	4-8	0-0	2-2	1 4 5	3 2	10	2	2	2	2 0	-26
15	Manny Patterson	F 07:17	1-1	0-0	0-0	0 0 0	1 2	2	0	1	1	0 0	-15
2	PJ Pipes	G 34:17	3-9	1-4	1-2	0 2 2	0 1	8	3	1	0	0 0	-22
11	JayQuan McCloud	G 29:15	5-11	2-6	1-1	0 4 4	5 2	13	6	1	3	0 0	-8
21	Kameron Hankerson	G 27:16	2-7	1-4	0-0	0 4 4	0 0	5	0	2	0	0 0	-27
13	Trevian Bell	20:21	2-5	0-2	0-0	0 1 1	2 1	4	0	2	0	0 0	3
30	Hunter Crist	06:08	0-0	0-0	0-0	0 1 1	1 0	0	3	0	0	0 0	4
33	Cody Schwartz	28:31	4-10	0-4	4-5	1 4 5	1 6	12	1	0	1	1 0	2
1	Amari Davis	23:04	6-10	0-0	0-1	1 0 1	3 1	16	1	0	1	0 1	-1
Team			0 2 2		0 0		0 0		0 0		0 0		
Totals			29-61	4-20	8-11	3 22 25	16 15	70	16	9	8	3 1	-18

Technical Fouls: NONE

Shooting By Period			
1 st FG%	13-31	41.9%	
3PT%	2-12	16.7%	
FT%	1-2	50%	
2 nd FG%	16-30	53.3%	
3PT%	2-8	25.0%	
FT%	7-9	77.8%	
GM FG%	29-61	47.5%	
3PT%	4-20	20.0%	
FT%	8-11	72.7%	
Dead Ball Rebounds: 2, 0			

Wisconsin - 88

Record: 4-1

NO.	Name	Min	FG	3P	FT	Rebounds	Fouls	TP	AS	TO	ST	Blocks	+/-
			M-A	M-A	M-A	OR DR TOT	PF RD					BS BA	
2	Aleem Ford	F 27:53	5-11	2-5	0-0	2 3 5	2 2	12	2	2	0	0 2	7
35	Nate Reuvers	F 20:00	8-12	2-5	1-2	2 1 3	4 4	19	2	5	0	1 0	5
0	D'Mitrik Trice	G 32:15	3-7	3-5	2-2	0 8 8	0 2	11	7	1	0	0 0	21
23	Kobe King	G 30:54	4-8	2-3	2-2	1 1 2	1 4	12	4	2	1	0 0	20
34	Brad Davison	G 23:58	4-8	3-6	4-4	0 5 5	2 2	15	3	1	1	0 0	25
5	Tyler Wahl	14:46	2-4	1-2	0-0	1 2 3	1 0	5	3	2	1	0 1	13
1	Brevin Pritzl	31:38	4-9	2-4	0-0	1 4 5	3 0	10	2	0	0	0 0	4
12	Trevor Anderson	08:54	0-0	0-0	0-0	0 3 3	0 1	0	0	0	0	0 0	-4
3	Walt McGrooy	08:44	1-2	0-1	0-0	0 3 3	2 1	2	1	0	0	0 0	-5
32	Joe Hedstrom	00:58	1-1	0-0	0-0	1 0 1	0 0	2	0	0	0	0 0	4
Team			1 0 1		0 0		0 0		0 0		0 0		
Totals			32-62	15-31	9-10	9 30 39	15 16	88	24	13	3	1 3	18

Technical Fouls: NONE

Shooting By Period			
1 st FG%	17-30	56.7%	
3PT%	10-19	52.6%	
FT%	7-7	100%	
2 nd FG%	15-32	46.9%	
3PT%	5-12	41.7%	
FT%	2-3	66.7%	
GM FG%	32-62	51.6%	
3PT%	15-31	48.4%	
FT%	9-10	90.0%	
Dead Ball Rebounds: 0, 0			

UWGB		UW		Points from		Period by Period Scoring	
				Turnovers		1st	2nd
Biggest lead	0 (1 st 20:00)	25 (2 nd 19:48)		17	13		
Best Scoring Run	9 (2 nd 11:25)	11 (1 st 4:54)		36	26		
Lead Changes	0			5	6	UWGB	29 41 70
Times Tied	0			10	2	UW	51 37 88
Time with Lead	00:00	39:41		32	19		

Game Notes: ROMAN LEGENDS CLASSIC - MADISON REGIONAL ROUND - GAME 2 •

NOTES: Wisconsin improved to 24-1 all-time vs. Green Bay, including 21-0 in Madison...6 Badgers scored in double figures for the second straight game...UW was 1 triple shy of the school record for 3FG in a half (11)...UW had 24 assists on 32 FGs...Reuvers led UW in scoring for the second time on the season.

SPECIAL STATISTICS

Updated Through November 21, 2019

Game (Wis/Opp)	Pts off T/O	Pts in Paint	2nd Chance Pts	Fast Break Pts	Bench Pts
11/5/19 vs. #20 Saint Mary's	14 / 16	28 / 20	6 / 14	0 / 8	2 / 4
11/8/19 vs. Eastern Illinois	17 / 15	28 / 20	13 / 16	3 / 7	10 / 13
11/13/19 vs. McNeese St.	30 / 2	32 / 26	8 / 2	14 / 7	12 / 14
11/17/19 vs. Marquette	19 / 5	24 / 10	14 / 3	9 / 7	20 / 19
11/21/19 vs. Green Bay	13 / 17	26 / 36	6 / 5	2 / 10	19 / 32
RUNNING TOTAL	93 / 55	138 / 112	47 / 40	28 / 39	63 / 82
PER GAME AVERAGE	18.6 / 11.0	27.6 / 22.4	9.4 / 8.0	5.6 / 7.8	12.6 / 16.4

TEAM SUPERLATIVES

WISCONSIN

	HIGH		LOW	
• Points	88	GREEN BAY (11/22/19)	63	vs. Saint Mary's (11/5/19)
• First-Half Points	51	GREEN BAY (11/22/19)	24	vs. Saint Mary's (11/5/19)
• Second-Half Points	46	McNEESE STATE (11/13/19)	30	vs. Saint Mary's (11/5/19)
• Field Goals Made	32	GREEN BAY (11/22/19)	21	EASTERN ILLINOIS (11/8/19)
• Field Goal Attempts	62	GREEN BAY (11/22/19)	52	vs. Saint Mary's (11/5/19)
• Field Goal Percentage	.527 (29-55)	McNEESE STATE (11/13/19)	.382 (21-55)	EASTERN ILLINOIS (11/8/19)
• 3-Point Field Goals Made	15	GREEN BAY (11/22/19)	3	EASTERN ILLINOIS (11/8/19)
• 3-Point Field Goal Attempts	31	GREEN BAY (11/22/19)	18	EASTERN ILLINOIS (11/8/19)
• 3-Point Field Goal Pct. (min. 10 att.)	.484 (15-31)	GREEN BAY (11/22/19)	.167 (3-18)	EASTERN ILLINOIS (11/8/19)
• Free Throws Made	20	EASTERN ILLINOIS (11/8/19)	9	GREEN BAY (11/22/19)
• Free Throw Attempts	24	EASTERN ILLINOIS (11/8/19)	10	GREEN BAY (11/22/19)
• Free Throw Pct. (min. 12 att.)	.900	MARQUETTE (11/17/19)	.700 (14-20)	vs. Saint Mary's (11/5/19)
• Offensive Rebounds	12	EASTERN ILLINOIS (11/8/19)	7	2x; MR McNEESE STATE (11/13/19)
• Defensive Rebounds	30	2x; MR GREEN BAY (11/22/19)	21	2x; MR McNEESE STATE (11/13/19)
• Total Rebounds	42	EASTERN ILLINOIS (11/8/19)	28	2x; MR McNEESE STATE (11/13/19)
• Assists	24	GREEN BAY (11/22/19)	7	EASTERN ILLINOIS (11/8/19)
• Blocked Shots	12	EASTERN ILLINOIS (11/8/19)	1	GREEN BAY (11/22/19)
• Steals	10	McNEESE STATE (11/13/19)	1	vs. Saint Mary's (11/5/19)
• Turnovers	14	vs. Saint Mary's (11/5/19)	9	McNEESE STATE (11/13/19)
• Fouls	19	MARQUETTE (11/17/19)	13	EASTERN ILLINOIS (11/8/19)

OPPONENTS

	HIGH		LOW	
• Points	70	GREEN BAY (11/22/19)	52	EASTERN ILLINOIS (11/8/19)
• First-Half Points	34	McNEESE STATE (11/13/19)	27	EASTERN ILLINOIS (11/8/19)
• Second-Half Points	41	GREEN BAY (11/22/19)	24	vs. Saint Mary's (11/5/19)
• Field Goals Made	29	GREEN BAY (11/22/19)	19	MARQUETTE (11/17/19)
• Field Goal Attempts	63	EASTERN ILLINOIS (11/8/19)	45	McNEESE STATE (11/13/19)
• Field Goal Percentage	.475 (29-61)	GREEN BAY (11/22/19)	.333 (21-63)	EASTERN ILLINOIS (11/8/19)
• 3-Point Field Goals Made	9	MARQUETTE (11/17/19)	4	GREEN BAY (11/22/19)
• 3-Point Field Goal Attempts	21	McNEESE STATE (11/13/19)	18	vs. Saint Mary's (11/5/19)
• 3-Point Field Goal Pct. (min. 10 att.)	.474 (9-19)	vs. Saint Mary's (11/5/19)	.200 (4-20)	GREEN BAY (11/22/19)
• Free Throws Made	14	MARQUETTE (11/17/19)	3	EASTERN ILLINOIS (11/8/19)
• Free Throw Attempts	17	2x; MARQUETTE (11/17/19)	8	EASTERN ILLINOIS (11/8/19)
• Free Throw Pct. (min. 10 att.)	.824 (14-17)	MARQUETTE (11/17/19)	.692 (9-13)	vs. Saint Mary's (11/5/19)
• Offensive Rebounds	13	vs. Saint Mary's (11/5/19)	3	GREEN BAY (11/22/19)
• Defensive Rebounds	24	2x; MARQUETTE (11/17/19)	19	McNEESE STATE (11/13/19)
• Total Rebounds	36	vs. Saint Mary's (11/5/19)	24	McNEESE STATE (11/13/19)
• Assists	16	GREEN BAY (11/22/19)	9	MARQUETTE (11/17/19)
• Blocked Shots	4	EASTERN ILLINOIS (11/8/19)	2	2x; MR McNEESE STATE (11/13/19)
• Steals	8	GREEN BAY (11/22/19)	2	MARQUETTE (11/17/19)
• Turnovers	18	McNEESE STATE (11/13/19)	9	GREEN BAY (11/22/19)
• Fouls	22	EASTERN ILLINOIS (11/8/19)	16	2x; MR GREEN BAY (11/22/19)

MISCELLANEOUS

	HIGH	SECOND-HIGHEST
• UW's Largest Deficit Overcome in Win	8 (10-2, 15:39 1H) McNEESE STATE (11/13/19)	3 (0-3, 18:34 1H) MARQUETTE (11/17/19)
• UW's Largest Deficit Overcome in Win (2nd Half/OT)	--	
• UW's Largest Lead Surrendered in Loss	8 (17-9, 7:38 1H) vs. Saint Mary's (11/5/19)	
• UW's Largest Lead Surrendered in Loss (2nd Half/OT)	3 (63-60, 2:07 OT) vs. Saint Mary's (11/5/19)	
• UW's Largest Halftime Lead	22 GREEN BAY (11/22/19)	7 EASTERN ILLINOIS (11/8/19)
• UW's Largest Halftime Deficit	6 vs. Saint Mary's (11/5/19)	
• UW's Largest Lead	26 (83-57, 2:27 2H) McNEESE STATE (11/13/19)	25 (54-29, 19:48 2H) GREEN BAY (11/22/19)
• UW's Largest Deficit	10 (30-20, 1:14 1H) vs. Saint Mary's (11/5/19)	8 (10-2, 15:39 1H) McNEESE STATE (11/13/19)

INDIVIDUAL SUPERLATIVES

WISCONSIN

HIGH

SECOND-HIGHEST

• Points	24	Brad Davison (McNEESE STATE - 11/13/19)	22	Nate Reuvers (vs. Saint Mary's - 11/5/19)
• Field Goals Made	8	2x; MR Nate Reuvers (GREEN BAY - 11/21/19)	7	Brad Davison (McNEESE STATE - 11/13/19)
• Field Goal Attempts	18	Nate Reuvers (vs. Saint Mary's - 11/5/19)	13	Brad Davison (MARQUETTE - 11/17/19)
• Field Goal Pct. (min. 5 made)	.875 (7-8)	Brad Davison (McNEESE STATE - 11/13/19)	.667 (8-12)	Nate Reuvers (GREEN BAY - 11/21/19)
• 3-Point Field Goals Made	3	4x; MR Davison & Trice (GREEN BAY - 11/21/19)	2	6x; MR 4 Badgers (GREEN BAY - 11/21/19)
• 3-Point Field Goal Attempts	7	D'Mitrik Trice (McNEESE STATE - 11/13/19)	6	4x; MR Brad Davison (GREEN BAY - 11/21/19)
• 3-Point FG Pct. (min. 3 made)	.750 (3-4)	2x; MR Brevin Pritzl (MARQUETTE - 11/17/19)	.600 (3-5)	D'Mitrik Trice (GREEN BAY - 11/21/19)
• Free Throws Made	8	Kobe King (EASTERN ILLINOIS - 11/8/19)	7	Brad Davison (McNEESE STATE - 11/13/19)
• Free Throw Attempts	10	Kobe King (EASTERN ILLINOIS - 11/8/19)	7	3x; MR Brad Davison (McNEESE STATE - 11/13/19)
• Free Throw Pct. (min. 7 made)	1.000 (7-7)	Brad Davison (McNEESE STATE - 11/13/19)	.800 (8-10)	Kobe King (EASTERN ILLINOIS - 11/8/19)
• Offensive Rebounds	6	Brevin Pritzl (MARQUETTE - 11/17/19)	3	2x; MR King & Reuvers (EASTERN ILLINOIS - 11/8/19)
• Total Rebounds	14	Nate Reuvers (EASTERN ILLINOIS - 11/8/19)	13	Brevin Pritzl (MARQUETTE - 11/17/19)
• Assists	7	D'Mitrik Trice (GREEN BAY - 11/21/19)	4	4x; MR Kobe King (GREEN BAY - 11/21/19)
• Blocked Shots	9	Nate Reuvers (EASTERN ILLINOIS - 11/8/19)	4	Nate Reuvers (vs. Saint Mary's - 11/5/19)
• Steals	4	Brad Davison (McNEESE STATE - 11/13/19)	3	2x; MR D'Mitrik Trice (MARQUETTE - 11/17/19)
• Turnovers	5	Nate Reuvers (GREEN BAY - 11/21/19)	4	Kobe King (vs. Saint Mary's - 11/5/19)
• Fouls	5	Aleem Ford (EASTERN ILLINOIS - 11/8/19)	4	4x; MR Nate Reuvers (GREEN BAY - 11/21/19)

OPPONENTS

HIGH

SECOND-HIGHEST

• Points	26	Jordan Ford (vs. Saint Mary's - 11/5/19)	20	Shamarkus Kennedy (McNEESE STATE - 11/13/19)
• Field Goals Made	11	Jordan Ford (vs. Saint Mary's - 11/5/19)	8	Amari Davis (GREEN BAY - 11/21/19)
• Field Goal Attempts	24	Jordan Ford (vs. Saint Mary's - 11/5/19)	21	Markus Howard (MARQUETTE - 11/17/19)
• Field Goal Pct. (min. 5 made)	.800 (8-10)	Amari Davis (GREEN BAY - 11/21/19)	.667 (6-9)	Shamarkus Kennedy (McNEESE STATE - 11/13/19)
• 3-Point Field Goals Made	4	2x; MR Kobe McEwen (MARQUETTE - 11/17/19)	3	Dru Kuxhausen (McNEESE STATE - 11/13/19)
• 3-Point Field Goal Attempts	8	Jordan Ford (vs. Saint Mary's - 11/5/19)	7	Markus Howard (MARQUETTE - 11/17/19)
• 3-Point FG Pct. (min. 3 made)	1.000 (4-4)	Koby McEwen (MARQUETTE - 11/17/19)	.500 (3-6)	2x; MR Dru Kuxhausen (McNEESE STATE - 11/13/19)
• Free Throws Made	8	Shamarkus Kennedy (McNEESE STATE - 11/13/19)	5	Koby McEwen (MARQUETTE - 11/17/19)
• Free Throw Attempts	10	Shamarkus Kennedy (McNEESE STATE - 11/13/19)	6	George Dixon (EASTERN ILLINOIS - 11/8/19)
• Free Throw Pct. (min. 5 made)	1.000 (5-5)	Koby McEwen (MARQUETTE - 11/17/19)	.800 (8-10)	Shamarkus Kennedy (McNEESE STATE - 11/13/19)
• Offensive Rebounds	5	George Dixon (EASTERN ILLINOIS - 11/8/19)	3	2x; MR JaQualis Matlock (EASTERN ILLINOIS - 11/8/19)
• Total Rebounds	10	Matthias Tass (vs. Saint Mary's - 11/5/19)	8	2x; MR George Dixon (EASTERN ILLINOIS - 11/8/19)
• Assists	6	JayQuan McCloud (GREEN BAY - 11/21/19)	4	2x; MR George Dixon (EASTERN ILLINOIS - 11/8/19)
• Blocked Shots	2	2x; MR Josh McNair (GREEN BAY - 11/21/19)	1	10x; MR Cody Schwartz (GREEN BAY - 11/21/19)
• Steals	3	2x; MR JayQuan McCloud (GREEN BAY - 11/21/19)	2	2x; MR Josh McNair (GREEN BAY - 11/21/19)
• Turnovers	6	A.J. Lawson (McNEESE STATE - 11/13/19)	4	3x; MR Howard & McEwen (MARQUETTE - 11/17/19)
• Fouls	5	4x; MR JayQuan McCloud (GREEN BAY - 11/21/19)	4	6x; MR Theo John (MARQUETTE - 11/17/19)

THE LAST TIME WISCONSIN...

Wisconsin Team

UW ranked No. 1 in AP Top 25: Feb. 21, 2007
UW ranked in AP Top 25: No. 19 (3/11/19)
UW ranked in USA Today Coaches Poll: No. 19 (3/11/19)
Played AP No. 1-ranked opponent: Win vs. Villanova, 65-62, (3/18/17)
Defeated AP No. 1-ranked opponent: Villanova, 65-62, (3/18/17)
Played AP No. 2-ranked opponent: Win vs. Michigan, 64-54, (1/19/19)
Defeated opponent ranked 3-10 by AP: No. 6 Purdue, 57-53, (2/15/18)
Defeated opponent ranked 11-25 by AP: No. 21 Maryland, 69-61 (2/1/19)
Defeated AP Top 25 opponent on the road: No. 14 Iowa, 72-66 (11/30/18)

Scoring

Scored 20 or more points: 24, Brad Davison vs. McNeese State (11/13/19)
Scored 30 or more points: 31, Ethan Happ vs. Purdue (1/11/19)
Scored 40 or more points: 43, Frank Kaminsky vs. North Dakota (11/19/13)
Two or more Badgers scored 30 points, same game: Joe Franklin (31) and Chuck Nagle (30) vs. Purdue (3/2/68) — only other time this happened in school history was Jack Brens (31) and Ken Siebel (31) vs. Utah (12/28/62)
Two or more Badgers scored 20 points, same game: Brad Davison (26), Ethan Happ (20) at Western Kentucky (12/29/18)
Three or more Badgers scored 20 points, same game: Jon Leuer (24), Josh Gasser (21), Jordan Taylor (20), vs. PVAMU (11/14/10)
Scored 20 points in one half: Brad Davison (23 in 2nd) vs. Michigan State (2/25/18)
Scored 20 points/two straight games: D'Mitrik Trice (21 vs. Coppin State, 11/7/18; 22 at Xavier, 11/13/18)
Scored 20 points/three straight games: Ethan Happ (21 vs. Purdue, 2/15/18; 29 vs. Michigan, 2/11/18; 27 at Illinois, 2/8/18)
Scored 20 points/four straight games: Jordan Taylor (28 vs. Indiana, 1/20/11; 22 vs. Illinois, 1/15/11; 21 at Michigan State, 1/11/11; 20 vs. Michigan, 1/5/11)
Scored 30 points/two straight games: Michael Finley (30 at Michigan, 1/29/94; 32 vs. Michigan State, 2/2/94)
No Badger scored in double figures: vs. Marquette (12/8/12)
One Badger scored in double figures: 15, Ethan Happ at Purdue (1/16/18)
Four players scored in double figures: Reuvers (19), Davison (15), Ford (12), King (12), Trice (11), Pritzl (10) vs. Green Bay (11/21/19)
Five players scored in double figures: Reuvers (19), Davison (15), Ford (12), King (12), Trice (11), Pritzl (10) vs. Green Bay (11/21/19)
Six players scored in double figures: Reuvers (19), Davison (15), Ford (12), King (12), Trice (11), Pritzl (10) vs. Green Bay (11/21/19)
UW Scored 70 or more points: 88 vs. Green Bay (11/21/19)
UW Scored 80 or more points: 88 vs. Green Bay (11/21/19)
UW Scored 90 or more points: 101 vs. Savannah State (12/13/18)
UW Scored 100 or more points: 101 vs. Savannah State (12/13/18)

Field Goal Shooting

Shot 90 percent or better (min. 10 att.): .900 (9-10), Carlton McGee vs. Michigan (2/26/92)
UW shot 50 percent or better: .516, vs. Green Bay (11/21/19)
UW shot 60 percent or better: .603, vs. Houston Baptist (11/17/18)
UW shot 70 percent or better: .744, vs. Army (12/30/79)
UW made 30 or more field goals: 32, vs. Green Bay (11/21/19)
UW made 40 or more field goals: 42, vs. Iowa (3/9/94)
UW made 50 or more field goals: Has not happened
UW attempted 60 or more field goals: 62, vs. Green Bay (11/21/19)
UW attempted 70 or more field goals: 73, vs. Ohio State (1/12/17)
UW attempted 80 or more field goals: 83, vs. Northwestern (1/28/95)
UW attempted 100 or more field goals: 102, vs. South Dakota (12/9/72)

3-Point Field Goal Shooting

Made 5 or more 3-point field goals: 6, Brad Davison vs. Savannah State (12/13/18)
UW shot 40 percent or better (min. 8 att.): .484, vs. Green Bay (11/21/19)
UW shot 50 percent or better (min. 8 att.): .500, vs. Maryland (2/1/19)
UW shot 60 percent or better (min. 8 att.): .636, vs. Oklahoma (11/22/18)
UW shot 70 percent or better (min. 8 att.): .727, at Indiana (2/25/10)
UW shot 80 percent or better (min. 8 att.): .889, vs. North Dakota St. (12/10/86)
UW shot 90 percent or better (min. 8 att.): .900, at Illinois (1/25/97)
UW made 10 or more 3-point field goals: 15, vs. Green Bay (11/21/19)
UW made 15 or more 3-point field goals: 15, vs. Green Bay (11/21/19)
UW attempted 30 or more 3-point field goals: 31, vs. Green Bay (11/21/19)
UW attempted 40 or more 3-point field goals: 40, vs. Temple (12/3/01)

Double-Double / Triple-Double

Had a triple-double: Ethan Happ (13 pts, 12 reb, 11 ast) vs. Northwestern (1/26/19)
Had a double-double (Pts/Ast): Ethan Happ (10 p, 11 r, 12a) vs. Coppin St. (11/6/18)
Had a double-double (Pts/Reb): Brevin Pritzl (15p, 13r) vs. Marquette (11/17/19)
Had a double-double (Ast/Reb): Ethan Happ (10p, 11r, 12a) vs. Coppin St. (11/6/18)
Had a double-double in consecutive games: Happ & Iverson, Two Straight (3/7 - 3/10)
Two with double-double: Happ (16 p, 14 r) & Iverson (22 p, 14 r) at Ohio State (3/10/19)

Free Throw Shooting

Perfect at the FT line (min. 10 att.): 10-10, Brad Davison vs. Illinois (1/19/18)
UW shot 80 percent or better (min. 12 att.): .900 vs. Marquette (11/17/19)
UW shot 90 percent or better (min. 12 att.): .900, vs. Marquette (11/17/19)
UW shot 100 percent (min. 12 att.): 14-14, at Michigan State (2/16/12)
UW made 20 or more free throws: 20, vs. Eastern Illinois (11/8/19)
UW made 30 or more free throws: 30, vs. Minnesota (2/13/14)
UW made 40 or more free throws: 40, vs. Minnesota (1/12/53)
UW attempted 30 or more free throws: 31, vs. Nebraska (1/29/18)
UW attempted 40 or more free throws: 42, at Illinois (2/3/13)
UW attempted 50 or more free throws: 50, at Indiana (2/12/62)
UW attempted 60 or more free throws: 61, at Michigan (2/21/53)

Rebounds

Had 10+ rebounds: Brevin Pritzl (13) vs. Marquette (11/17/19)
Had 15+ rebounds: 15, Ethan Happ vs. Virginia (11/23/18)
Had 20+ rebounds: 25, Joe Chrmelich vs. St. Mary's (12/2/76)
Had 30+ rebounds: 30, Paul Morrow vs. Purdue (1/3/53)
Had 10+ reb. in consecutive games: Happ & Iverson, Two Straight (3/7 - 3/10)
UW had 40+ rebounds: 42, vs. Eastern Illinois (11/8/19)
UW had 50+ rebounds: 53, vs. Florida A&M (12/23/16)

Assists

Had 10 or more assists: 11, Ethan Happ vs. Northwestern (1/26/19)
Had 15 or more assists: Has not happened
UW had 20 or more assists: 24, vs. Green Bay (11/21/19)
UW had 30 or more assists: 30, vs. Iowa (3/9/94)

Blocked Shots

Had 5 or more blocked shots: 9, Nate Reuvers vs. Eastern Illinois (11/8/19)
Had 10 or more blocked shots: Has not happened
UW had 10 or more blocked shots: 12, vs. Eastern Illinois (11/8/19)
UW had 15 or more blocked shots: Has not happened

Steals

Had 5 or more steals: 5, Ethan Happ vs. Maryland (2/19/17)
Had 10 or more steals: 10, Mike Kelley vs. Texas (12/7/99)
UW had 10 or more steals: 10, vs. McNeese State (11/13/19)
UW had 15 or more steals: 16, (2x) MR vs. California (12/2/12)

Turnovers

UW had 1 or fewer turnovers: 1, vs. Iowa (1/20/15)
UW had 5 or fewer turnovers: 5, vs. Penn State (3/2/19)
Opponent committed 15 or more turnovers: 15, vs. Marquette (11/17/19)
Opponent committed 20 or more turnovers: 22, at Nebraska (2/9/17)

Overtime

Won a game in overtime: at Ohio State (73-67), 3/10/19
Lost a game in overtime: vs. Saint Mary's (65-63), 11/5/19
Played a 2-overtime game: at Indiana (75-73), 2/26/19
Played a 3-overtime game: vs. Indiana (85-86), 2/16/87
Played in consecutive OT games: (3) vs. Iowa (2/6/13), vs. Mich. (2/9/13), at Minn. (2/14/13)

Miscellaneous

Hit a buzzer beater: vs. Xavier, 3/20/16 (Bronson Koenig hits 3PT in corner, UW 66-63)
Won after trailing by at least 10 pts in second half: 12 vs. NC State, 11/27/18 (down 41-29, 19:01 remaining - won 79-75)
Won after trailing by at least 15 pts in second half: 15 vs. Ohio State, 2/12/11 (down 47-32, 13:21 remaining - won 71-67)
UW scored 10 straight points or more: 11-0 (7:44 - 4:54 1H) vs. Green Bay (11/21/19)
UW scored 15 straight points or more: 15-0 (8:56 - 4:01 2H) vs. Eastern Illinois (11/8/19)
UW held opp. scoreless 5:00 or longer: 5:59 (20:00 - 14:01 1H) at Ohio State (3/10/19)
UW held opp. scoreless for 8:00 or longer: 8:38 (12:53 - 4:15 1H) vs. Purdue (2/15/18)