

GREEN BAY

BASKETBALL

2019-20 SCHEDULE

OVERALL: 1-2 | HL: 0-0 | H: 1-0 | A: 0-2

Date	Opponent	Time
Nov. 6	at #23 Purdue	L 57-79
Nov. 9	UW-STOUT	W, 115-64
Nov. 13	at New Mexico^	L, 78-93
Nov. 21	at Wisconsin^	8:00 PM
Nov. 25	CSUN^	7:00 PM
Nov. 26	COLGATE^	7:00 PM
Nov. 30	at Montana State	7:00 PM
Dec. 4	at #18 Xavier	6:00 PM
Dec. 7	at Eastern Illinois	3:15 PM
Dec. 10	at UCF	7:00 PM
Dec. 14	EVANSVILLE	6:00 PM
Dec. 18	CONCORDIA-CHICAGO	7:00 PM
Dec. 21	at Northern Illinois	1:00 PM
Dec. 28	at Wright State*	1:00 PM
Dec. 30	at Northern Kentucky*	6:00 PM
Jan. 3	UIC*	6:00 PM
Jan. 5	IUPUI*	1:00 PM
Jan. 11	MILWAUKEE*	6:00 PM
Jan. 16	OAKLAND*	7:00 PM
Jan. 18	DETROIT MERCY*	12:00 PM
Jan. 23	at Cleveland State*	6:00 PM
Jan. 25	at Youngstown State*	1:00 PM
Jan. 31	NORTHERN KENTUCKY*	7:00 PM
Feb. 2	WRIGHT STATE*	1:00 PM
Feb. 6	at IUPUI*	10:00 AM
Feb. 8	at UIC*	3:00 PM
Feb. 15	at Milwaukee*	6:00 PM
Feb. 21	at Detroit Mercy*	6:00 PM
Feb. 23	at Oakland*	2:00 PM
Feb. 27	YOUNGSTOWN STATE*	7:00 PM
Feb. 29	CLEVELAND STATE*	7:00 PM
Mar. 3-10	HL TOURNAMENT	

Home games are in bold

* Horizon League contest

^ Roman Legends Classic presented by Old Trapper

All times listed are Central and subject to change



COMMUNICATIONS CONTACT

Joey Daniels

Email: danielsj@uwgb.edu

Office: 920.465.2498



THE MATCHUP >>

GREEN BAY PHOENIX (1-2, 0-0 HL)

Head Coach: Linc Darner (Purdue '95)

Record at Green Bay: 76-66 (5th season)

Overall Record: 368-183 (18th year)



AT

WISCONSIN BADGERS (3-1, 0-0 B1G)

Head Coach: Greg Gard (UW-Platteville '95)

Record at UW: 90-53 (5th season)

Overall Record: same



GAMEDAY INFORMATION >>

DATE: Thursday, Nov. 21, 2019 | 8:00 PM CT

LOCATION: Kohl Center (Madison, Wis.)

TV: BTN

ONLINE: FoxSports.com/live/btn

TALENT: Lisa Byington (PxP) & Brian Butch (A)

RADIO: WDUZ The Fan 1400 AM

TALENT: Brian Kuklinski (PxP)

STATS: uwbadgers.com

SERIES HISTORY >>

ALL-TIME:

Wisconsin leads 23-1

LAST MEETING:

@UW 81, GB 60; 12-23-17

IN GREEN BAY:

UW leads 3-1

IN MADISON:

UW leads 20-0

LAST TIMEOUT >>

JayQuan McCloud and PJ Pipes both scored 17 points at the historic Pit last Wednesday, but New Mexico pulled out the 93-78 victory. Trevian Bell (13 pts) and Amari Davis (11 pts) also scored in double-figures and both teams combined for 34 turnovers in an up and down game. It was the first-ever meeting between the two schools, with Jaquan Lyle pouring in 31 points for the Lobos. GB will have been off for 8 days since that last game.

SERIES SYNOPSIS >>

Other than last season, Green Bay and Wisconsin have met every season since 1999 and this will be the 25th meeting between the two in-state schools. Wisconsin is 23-1 all-time in the series and GB has never won in Madison, currently 0-20 in the state capital. Wisconsin won 81-60 in the most recent meeting back in 2017, when PJ Pipes scored 11 points off the bench as a true freshman.

2019-20 PLAYER STATISTICS >>

Team Box Score

No. Player		Total					3-Point		F-Throw		Rebounds											
		GP-GS	MIN	AVG	FG-FGA	FG%	3FG-FGA	3FG%	FT-FTA	FT%	OFF	DEF	TOT	AVG	PF	DQ	A	TO	BLK	STL	PTS	AVG
2	PIPES, Pj	3-2	74:54	25.0	15-26	.577	8-16	.500	2-2	1.000	1	10	11	3.7	6	0	6	3	0	7	40	13.3
11	MCCLOUD, JayQuan	3-3	93:42	31.2	16-44	.364	4-22	.182	4-6	.667	2	9	11	3.7	3	0	15	9	0	3	40	13.3
21	HANKERSON, Kameron	3-3	75:38	25.2	15-39	.385	4-10	.400	0-0	.000	3	2	5	1.7	7	0	9	8	1	1	34	11.3
1	DAVIS, Amari	3-0	57:30	19.2	15-27	.556	0-1	.000	4-10	.400	3	8	11	3.7	7	1	6	3	0	3	34	11.3
33	SCHWARTZ, Cody	3-0	47:27	15.8	7-13	.538	4-7	.571	5-6	.833	4	9	13	4.3	7	0	3	6	2	3	23	7.7
13	BELL, Trevian	3-0	74:27	24.8	8-28	.286	2-9	.222	4-5	.800	3	8	11	3.7	5	0	4	8	1	0	22	7.3
12	MCNAIR, Josh	3-3	48:58	16.3	8-13	.615	0-0	.000	2-6	.333	4	8	12	4.0	10	0	4	7	1	3	18	6.0
15	PATTERSON, Manny	3-3	44:25	14.8	6-11	.545	0-0	.000	4-6	.667	10	7	17	5.7	5	0	1	4	2	1	16	5.3
34	CHEVALIER, Will	3-0	33:05	11.0	3-10	.300	3-9	.333	4-4	1.000	1	9	10	3.3	3	0	1	1	1	0	13	4.3
30	CRIST, Hunter	3-0	39:29	13.2	3-6	.500	1-4	.250	3-4	.750	0	5	5	1.7	3	0	6	2	0	2	10	3.3
10	HEMPHILL, ShanQuan	1-1	10:25	10.4	0-1	.000	0-0	.000	0-0	.000	0	1	1	1.0	1	0	0	2	0	2	0	0.0
Team											9	9	18									
Total		3	600		96-218	.440	26-78	.333	32-49	.653	40	85	125	41.7	57	1	55	53	8	25	250	83.3
Opponents		3	600		87-190	.458	22-67	.328	40-58	.690	27	89	116	38.7	48	-	42	60	12	24	236	78.7



GREEN BAY

2019-20 GREEN BAY MEN'S BASKETBALL



#0 JOSH JEFFERSON
RS / G / 6-2 / NEW ALBANY, IND.
CAREER HIGHS
PTS:
REBS:
ASTS:



#1 AMARI DAVIS
FR / G / 6-3 / TROTWOOD, OHIO
CAREER HIGHS
PTS: 15 vs UW-Stout (11.9.19)
REBS: 8 at New Mexico (11.13.19)
ASTS: 2 three different times




#2 PJ PIPES
JR / G / 6-2 / WOODRIDGE, ILL.
CAREER HIGHS
PTS: 17 at New Mexico (11.13.19)
REBS: 7 vs UW-Stout (11.9.19)
ASTS: 8 vs Rockford (12.18.17)



#3 JAPANNAH KELLOGG III
FR / F / 6-8 / AMES, IOWA
CAREER HIGHS
PTS:
REBS:
ASTS:



#4 GIOVANNI MILES
FR / G / 6-2 / NOVI, MICH.
CAREER HIGHS
PTS:
REBS:
ASTS:



#5 LUCAS STIEBER
FR / G / 6-3 / GREEN BAY, WIS.
CAREER HIGHS
PTS:
REBS:
ASTS:




#10 TANK HEMPHILL
SR / F / 6-6 / GARY, IND.
CAREER HIGHS
PTS: 25 vs N.Illinois (11.28.18)
REBS: 13 at Marshall (4.4.19)
ASTS: 5 vs Texas Southern (4.2.19)



#11 JAYQUAN MCCLLOUD
rSR / G / 6-2 / NORTH CHICAGO, ILL.
CAREER HIGHS
PTS: 26 vs Detroit Mercy (2.16.19)
REBS: 6 vs UIC (1.19.19)
ASTS: 7 at New Mexico (11.13.19)



#12 JOSH MCNAIR
SR / F / 6-6 / THORNTON, COLO.
CAREER HIGHS
PTS: 16 at ETSU (3.20.19)
REBS: 11 vs UW-Stout (12.11.18)
ASTS: 6 at Detroit Mercy (1.11.19)




#13 TREVIAN BELL
JR / F / 6-7 / JOLIET, ILL.
CAREER HIGHS
PTS: 21 vs Texas Southern (4.2.19)
REBS: 8 vs Lakeland (11.17.17)
ASTS: 3 at New Mexico (12.13.19)



#15 MANNY PATTERSON
JR / F / 6-8 / CHICAGO, ILL.
CAREER HIGHS
PTS: 17 at Iowa (11.11.18)
REBS: 14 vs Milwaukee (1.15.18)
ASTS: 3 vs Belmont (12.1.18)



#21 KAM HANKERSON
SR / G / 6-5 / NOVI, MICH.
CAREER HIGHS
PTS: 36 vs Detroit Mercy (3.2.18)
REBS: 7 vs UIC (1.19.19)
ASTS: 9 at UIC (1.10.18)



#30 HUNTER CRIST
JR / G / 6-3 / CICERO, IND.
CAREER HIGHS
PTS: 16 vs Parkside (12.16.17)
REBS: 7 vs Parkside (12.16.17)
ASTS: 5 vs UW-Stout (12.11.18)



#33 CODY SCHWARTZ
rSR. / F / 6-9 / DE PERE, WIS.
CAREER HIGHS
PTS: 18 vs Milwaukee (2.1.19)
REBS: 10 vs UW-Stout (11.10.19)
ASTS: 3 vs Texas Southern (4.2.19)



#34 WILL CHEVALIER
rSO / F / 6-9 / KIMBERLY, WIS.
CAREER HIGHS
PTS: 11 at Missouri (12.9.17)
REBS: 7 at New Mexico (11.13.19)
ASTS: 1 at Purdue (11.7.19)

COACHING STAFF

HEAD COACH:

LINC DARNER, 5th season

OVR: 368-183 atGB: 76-66

ASSOCIATE HEAD COACH:

RANDALL HERBST

ASSISTANT COACHES:

RICHARD DAVIS

BEN SWANK

DIR. OF PLAYER DEVELOPMENT:

BUBBY JOHNSON

2019-20 GREEN BAY TEAM NOTES

PIPE IT UP

Junior point guard PJ Pipes has been playing his best basketball of late, having tied his career-high for points in two games this season against UW-Stout and New Mexico, pouring in 17. Pipes is averaging 13.3 PPG through three games this season, almost double his career average of 6.8 PPG. He leads the Phoenix in scoring, 3-pointers (8), steals (7) and has a 2-1 assist to turnover ratio at the moment.

FRESHMAN OF THE WEEK

Earning his first Horizon League Freshman of the Week honor, Freshman Amari Davis was the spark Green Bay needed in its season-opener at 23rd-ranked Purdue, scoring 10 points off the bench on a 5-for-9 shooting effort when the Phoenix was cold in the first half. Davis played 20 minutes in that contest, also grabbing a pair of rebounds and dishing out a couple of assists. The Trotwood, Ohio, native followed his collegiate debut with 15 points in a blowout win over UW-Stout, scoring all 15 in only 18 minutes. On the week, Davis went 12-for-18 from the field and had three steals, showing what looks to be a promising future under head coach Linc Darner.

SCORING IN RECORDS

Thanks to the 115-point outburst against UW-Stout in its home-opener, GB now has six of the top 15 highest scoring games in program history under head coach Linc Darner. The 115 points are tied

for the most in the Division 1 era, the same total scored by Darner's Phoenix against Detroit Mercy in January 2016.

FOUR-MAN

Four players are averaging in double-figures for Green Bay through three games, led by Pipes' 13.3 PPG. JayQuan McCloud (12.7), Amari Davis (12.0) and Kameron Hankerson (11.3) are also averaging in double-figures, with two other players averaging just over 7.0 PPG.

CONNECTING WITH KENPOM

After three games in the books, Green Bay has played at the 10th-fastest pace among all NCAA Division I teams, averaging 77.1 possessions per 40 minutes. In the four seasons under Linc Darner, here is where Green Bay has ranked in adjusted tempo

- 2018-19: 13th
- 2017-18: 23rd
- 2016-17: 7th
- 2015-16: 6th

As of Nov. 20, KenPom also ranks Green Bay's non-conference schedule as the 5th-toughest among all teams, and the matchup against Wisconsin will continue the challenge. This ranking would seem to be accurate, given the teams listed on GB's 2019-20 schedule. The Phoenix played at Purdue and visits New Mexico, Wisconsin, Xavier, UCF, Montana State, Eastern Illinois and Northern Illinois. They will also host Colgate this season, a mid-major projected to win their league and make it back to another NCAA Tournament.

2019-20 QUICK FACTS

Location..... Green Bay, Wis.
 Founded 1965
 Enrollment 6,800
 Nickname Phoenix
 Colors Green and White
 Conference..... Horizon League
 Interim Chancellor..... Sheryl Van Gruensven
 Director of Athletics Charles Guthrie

COACHING STAFF

Head Coach Linc Darner
 Record at Green Bay/Years..... 75-64/5th Season
 Alma Mater Purdue University '95
 Associate Head Coach Randall Herbst
 Alma Mater Winona State University '93
 Assistant Coach Richard Davis
 Alma Mater Ashland University '01
 Assistant Coach Ben Swank
 Alma Mater Edinboro University '11
 Director of Player Development..... Bubby Johnson
 Alma Mater Florida Southern College '15
 Basketball Office Phone 920.465.5046

TEAM INFORMATION

2018-19 Record..... 21-17
 Horizon League Record 10-8
 Horizon League Finish 4th (Semifinals)
 Home Record..... 15-3
 Home Horizon League Record..... 7-2
 Road Record 5-13
 Road Horizon League Record 3-6
 Postseason CIT Runner-Up
 Letterwinners Returning/Lost 9/3
 Starters Returning/Lost..... 4/1
 Newcomers 5

BASKETBALL HISTORY

First Year of Basketball 1969-70
 First Year at Division I Level..... 1981-82
 First Year in Horizon League 1995-96
 All-Time Record..... 896-609
 NCAA Tournament Appearances (Div. I) 5
 Last Appearance/Result 2016/First Round

RESCH CENTER

Capacity (Year Opened)..... 9,906 (2002)

KRESS CENTER

Capacity (Year Opened)..... 4,008 (2007)

SID: *Joey Daniels; danielsj@uwgb.edu*

2019-20 GREEN BAY TEAM NOTES

BASKETBALL IS BACK

Seems like only yesterday, Green Bay finished its season with a deep run in the CIT that saw the team play into early April before falling in the CIT Championship game at Marshall. Finishing 21-17, it's the most games ever played by any Green Bay men's basketball team in its 50-year program history, and the longest a team has ever played. Prior to the four wins in the CIT, GB fell in the semifinals of the Horizon League Tournament to top-seeded Wright State, but after it finished 4th in the HL and earned a Quarterfinal round home game. GB will enter its 51st season in program history, and the fifth under head coach Linc Darner.

HORIZON HAPPY

With its 10 wins last season, GB has now won 10 or more games in League play in seven of the last eight seasons, and the third time in four seasons under Darner. The team has finished fourth or higher in the HL in six out of the last seven seasons as well, earning a postseason appearance in each of those six seasons. The HL preseason poll has GB tabbed fifth, behind Wright State, NKU, UIC and Oakland.

SENIOR SZN

The Phoenix boasts a strong veteran lineup in 2019-20, led by five seniors and a bevy of juniors. Seniors ShanQuan Hemphill, JayQuan McCloud, Josh McNair, Kameron

Hankerson and Cody Schwartz have all played significant minutes during their Green Bay careers, four of which started the bulk of games last season. The junior class, one of Darners first full recruiting classes, is led by PJ Pipes, Trevian Bell, Manny Patterson and Hunter Crist. Each of those players have also played significant minutes over the last two seasons, and will be leaned up again this season. Despite the departure of Sandy Cohen, GB will deploy a strong veteran side this season.

McCLOUD NINE

JayQuan McCloud earned All-Horizon League Second Team recognition, serving as the team's returning leading scorer from a season ago. The Chicago native averaged 14.1 PPG in league play last season, playing in all 18 games and finishing with a team-high 35 made 3-pointers. Overall on the season, McCloud averaged 13.7 PPG and made 77 3-pointers, while ranking third on the team in minutes per game. He was also named to the CIT All-Tournament Team and was instrumental to the team's deep run in that postseason tournament.

FRESHMEN FOCUS

Arriving on the UWGB campus for this season are four freshman, two scholarship players and two walk-ons. Amari Davis and Japannah Kellogg III were recruited by Darner and his staff and both come to GB

after highly-successful high school careers. Davis comes from Trotwood, Ohio, where he was named Ohio Division II State Player of the Year, leading his team to the Ohio DII State Title. He averaged just over 30 points per game his senior season and was named All-State. Kellogg III led his Ames High School team to its first State Tournament appearance since 2015, earning All-State recognition and All-Area and All-League First Team. Kellogg III stands at 6-8 and can play multiple positions for GB, giving Darner a pair of standout freshmen. Walking on for the Phoenix this year will be local standout Lucas Stieber and Novi, Michigan native Giovanni Miles. Miles grew up with fellow-Phoenix Kam Hankerson, while Stieber has the honor of being GB all-time great Tony Bennett's nephew.

RECORD-BREAKING 2018-19

Coming off one of the most exciting seasons in program history, the 2018-19 team broke numerous single season program records, including the following:

- Total points (3,090)
- 3-Pointers made (303)
- Field goals made (1,106)
- Field goals attempted (2,413)
- Total rebounds (1,407)
- Most games played (38)

LINC DARNER YEAR-BY-YEAR >>

YEAR	SCHOOL	RECORD	POSTSEASON
2002-03	Saint Joseph's	11-17	
2003-04	Saint Joseph's	15-13	
2004-05	Saint Joseph's	17-12	
2005-06	Saint Joseph's	31-3!\$	NCAA Second Round
2006-07	Florida Southern	8-20	
2007-08	Florida Southern	24-9!\$	NCAA First Round
2008-09	Florida Southern	29-7!\$	NCAA Regional Finals
2009-10	Florida Southern	25-5!	NCAA First Round
2010-11	Florida Southern	23-9	NCAA Second Round
2011-12	Florida Southern	20-10\$	NCAA First Round
2012-13	Florida Southern	27-6\$	NCAA Elite Eight
2013-14	Florida Southern	26-5!\$	NCAA First Round
2014-15	Florida Southern	36-1!\$	NCAA National Champs
2015-16	Green Bay	23-13\$, 11-7 HL	NCAA First Round
2016-17	Green Bay	18-14, 12-6 HL	CBI First Round
2017-18	Green Bay	13-20, 7-11 HL	
2018-19	Green Bay	21-17, 10-8 HL	CIT Runner-Up
2019-20	Green Bay	1-2, 0-0 HL	
		368-183	OVERALL RECORD

! - Conference Regular Season Champion

\$ - Conference Tournament Champion

SAINT JOSEPH'S (4 YRS)

74-45 (.622)

FLORIDA SOUTHERN (9 YRS)

218-72 (.752)

GREEN BAY (5TH SEASON)

OVERALL: 76-66 (.535)

HL ONLY: 40-32 (.556)

TOTAL (18TH SEASON) >>

368-183 (.669)



PERSONAL INFORMATION >>

ALMA MATER: Purdue University '95

HOMETOWN: Anderson, Indiana

YEARS: 18th season, 5th at GB

ACCOMPLISHMENTS >>

2016 Horizon League Tournament Champs

2015 NCAA DII National Championship

6x Sunshie State Regular Season Champs

2008, 2009, 2010, 2013, 2014, 2015

6x Sunshie State Tournament Champs

2008, 2009, 2012, 2013, 2014, 2015

2006 GLVC Regular Season

2006 GLVC Tournament

ACCOLADES >>

2015 NABC DII National Coach of the Year

3x Regional Coach of the Year

6x Sunshine State Coach of the Year

2006 GLVC Coach of the Year

PLAYER ACCOLADES COACHED >>

5 NABC All-Americans

4 Conference Player of the Year winners

8 All-Region honorees

24 All-Conference honorees

DARNER VS. THE HORIZON LEAGUE >>

Cleveland State 8-1

Detroit Mercy 7-2

IUPUI 0-4

Milwaukee 7-2

Northern Kentucky 3-5

Oakland 4-4

UIC 7-3

Wright State 4-7

Youngstown State 4-4



LINC DARNER

HEAD COACH ■ FIFTH SEASON (76-66 RECORD AT GB)
ALMA MATER: Purdue, 1995 ■ HOMETOWN: Anderson, Ind.

Linc Darner, entering his fifth season as head coach of the Green Bay men's basketball program in 2019-20 and third-longest tenured head coach in the Horizon League, owns an impressive 367-181 all-time career record, winning more games in his first two seasons at Green Bay than any other coach in the program's proud history. Darner is coming off one of the most exciting seasons in program history, which saw his GB squad advance all the way to the CIT Championship game before finishing the season 21-17.

RP40 helped the 2015-16 Green Bay team set numerous program records:

Most Points in a Season (3,013)
Field Goals Made (1,048)
Field Goals Attempted (2,350)
3-Pointers Attempted (730)
Free Throws Made (662)
Free Throws Attempted (1,007)
Total Rebounds (1,385)
Total Steals (358)

His 2015-16 team finished 23-13 overall and 11-7 in the Horizon League.

In just his first season on the recruiting trails, Darner has signed two highly-touted recruits in SPASH's two-time state champion Trevor Anderson and Novi HS standout Kam Hankerson. Anderson ranks as one of the top seniors in the state of Wisconsin and Hankerson was recognized as one of the rising stars in the state of Michigan. Both will be incoming freshman in the fall of 2016 and will join a host of key players who return in 16-17.

Darner was announced as the seventh head coach in program history on April 14, 2015, after spending the previous nine seasons at Florida Southern College where he captured the NCAA Division II National Championship in 2015.

The 2015-16 season marked the 14th year Darner has served in the role of head coach, getting his start and spending four seasons at NCAA Division II-member Saint Joseph's College in Indiana. Darner has led impactful turnarounds in both of stops as head coach, and continued the recent winning ways for the Phoenix in his first season.

During his nine seasons in Lakeland, Fla., at Florida Southern, Darner led the Moccasins to six Sunshine State Conference regular season titles, six SSC Tournament titles and eight-consecutive NCAA Tournament appearances and eight-straight 20-plus win seasons. All told in his nine years at Florida Southern, Darner put together a 218-72 record on the Moccasin bench, with win No. 218 coming in a 77-62 victory over Indiana (Pa.) in the National Championship Game.

Overall in 13 years as a college head coach, Darner has compiled a career record of 292-117, for a career winning percentage of .714 entering the 2015-16 season. That includes four years at St. Joseph's College (IN) where he coached from 2002-06. In his final season at St. Joseph's, Darner led the Pumas to the Great Lakes Valley Conference regular season title, giving him seven conference championships and nine trips to the NCAA Tournament in the last 10 years.

In addition to the success enjoyed by his teams at both St. Joseph's and Florida Southern, Darner has won seven conference coach-of-the-year awards during his 13 seasons as a head coach. He was the 2006 GLVC Coach-of-the-Year before earning the same honor in the Sunshine State Conference in 2008, 2009, 2010, 2013, 2014 and 2015. Darner is the only coach in the history of the Sunshine State Conference to win that award three consecutive years and the only FSC coach to ever earn six SSC Coach of the Year honors.

His dominating 2014-15 season was capped with a National Championship and a 36-1 record. Darner was recognized as the 2015 NABC Division II National Coach of the Year, Regional Coach of the Year and the Sunshine State Conference Coach of the Year. He coached Kevin Capers, who was consensus two-time All-American in 2014 and 2015 and was named to multiple First Team Honors on a variety of platforms.

Capers' performance during the season helped the Mocs finish the 2014-15 campaign by setting new single season school and SSC records for wins (36) and conference wins (15) and also establishing a new school record for consecutive victories as FSC ended the 2014-15 season by winning its final 25 games after suffering its only loss of the season at home on Jan. 3 to Barry (107-102). Following that loss, the Mocs reeled off 25 straight wins, including 15 straight in SSC play. FSC closed the 2014-15 season with a 36-1 overall record and a 15-1 mark in the SSC as they took home their four straight SSC Tournament title and won its third consecutive SSC regular season championships.

During the 2013-14 season, Darner led the Mocs to their fifth SSC Tournament title and their third consecutive after taking home its second straight regular season SSC title with a 12-4 record. Along with winning both the regular season and SSC Tournament titles, the Mocs also hosted the NCAA Division II South Regional Tournament for the second straight season and advanced to the NCAA Tournament for the seventh consecutive year.

On the season, the Mocs finished the year ranked 10th in the final NABC/Division II Coaches' Poll as they posted a 26-5 record. The 26 wins marked the seventh straight year that the program had won 20 or more games. In addition, Kevin Capers became Division II All-American as he earned All-America accolades from four different organizations. Along with being an All-America, Capers also was named the SSC Player of the Year and the Daktronics South Region Player of the Year.

During the 2012-13 season, Coach Darner led the Mocs to their fourth SSC Tournament title and their second consecutive after finishing tied with Saint Leo for first in the regular season league standings with a 12-4 record. Along with winning both the regular season and SSC Tournament titles, the Mocs also won the South Regional Championship on its home court with a 90-88 win over two-time defending South Regional champion Alabama-Huntsville to earn the program's ninth-ever berth in the Division II Elite Eight.

His 2018-19 team broke numerous single season program records, including the following:

- Total points (3,090)
- 3-Pointers made (303)
- Field goals made (1,106)
- Field goals attempted (2,413)
- Total rebounds (1,407)

Darner's Phoenix has finished in the top four of the Horizon League standings in three of his four seasons at the helm, and have advanced to the tournament semifinals in two of the seasons, including the championship run in 2016. He has averaged 10 wins in Horizon League play over those four seasons, the third-best among all Horizon League schools during that time. Under his direction, Sandy Cohen III broke the program record for points in a single season with 666, earning First Team All-Horizon League honors and being invited to the Portsmouth Invitational, the first player since 2014 to be invited from Green Bay. Darner's Phoenix led the HL in scoring with 81.3 PPG and blocks, averaging 4.05 BPG.

Darner was tasked with leading the youngest team in the Horizon League in 2017-18, but led the team to victory in three of the final four games of the season. The Phoenix knocked off Detroit Mercy in the First Round of the Horizon League Tournament before falling to eventual champion Wright State in the Quarterfinals. He helped coach senior Khalil Small to both Horizon All-League First Team and All-Defensive Team honors, the only player in the HL to land on both teams.

In his first two seasons prior, Darner won 41 games, the most in the first two seasons by any Green Bay men's basketball coach in the history of the school. Darner led the Phoenix to its fifth-consecutive postseason berth at that time, after his team was invited to the 2017 College Basketball Invitational.

In 2016-17, his team finished third in the Horizon League with a 12-6 record and an 18-14 overall mark. Darner coached four players to the Horizon All-League teams, the most in program history.

Despite losing his starting point guard early in the conference season, Darner coached the Phoenix to 12 league wins, with five of them coming on the road. His team went 10-3 at home, including big wins over Valparaiso, Northern Kentucky, Wright State and Milwaukee.

Warren Jones was named Sixth Man of the Year, Charles Cooper was named Second Team All-League and Kenneth Lowe and Khalil Small both landed on the All-Defensive Team. It's the second season in a row that Darner has helped land two players on the All-Defensive Team.

Additionally, Darner and his staff helped achieve a perfect 2015-16 APR score, the NCAA announced in May of 2017. His 2016-17 team also earned the Most Improved Team GPA Award at the 2017 Student-Athlete Honors Night in May 2017, which is given to the team with the most improved grade point average from one season to the next.

In 2015-16, with the leadership and outstanding play of seniors Jordan Fouse and Carrington Love, Darner helped the Phoenix punch its first ticket to the NCAA Tournament in 20 years following the team's capturing of the 2016 Horizon League Championship. Green Bay knocked off Wright State 78-69 in the #MotorCityMadness title game, winning its fourth game in four days after receiving the No. 4 seed entering the tournament. His team's historic run to the championship was highlighted by a thrilling overtime victory over No. 1 seed Valparaiso in the semifinals.

Under the tutelage of Darner, Love (First Team) and Fouse (Second Team) garnered All-League honors and both landed on the All-Defensive Team. Additionally, both players received All-Tournament honors along with Charles Cooper, while Love also received NABC All-District honors.

Green Bay led the NCAA in steals and free throws attempted, while ranking second in steals per game and sixth in points per game. The team also ranked fourth in turnover margin.

2019-20 GREEN BAY MEN'S BASKETBALL - GAME 4: AT WISCONSIN (11.21.19) - @GGBPHOENIXMBB

FSC's season came to an end in the Elite Eight as the Mocs fell to the defending D-II National Champions, Western Washington at Freedom Hall in Louisville, Ky. It marked the Mocs' first appearance in the Elite Eight since 2000. On the season, FSC finished ranked eighth in the final NABC/Division II Coaches' Poll as they posted a 27-6 record and claimed the 2012-13 NCAA D-II national statistical championship for turnover margin as they finished the season with a +6.8 turnover margin. The 27 wins marked the sixth straight year that the program had won 20 or more games.

Coach Darner led the Mocs to their third SSC Tournament title under his tenure in the 2011-12 season after finishing fifth in regular season competition with a 9-7 conference record. For the fifth consecutive year the Mocs earned a bid to the NCAA South Region Tournament, finishing their season with a 20-10 overall record.

In the first seven years under Coach Darner, the Mocs averaged over 80 points per game after averaging 84.9 points per game in the 2012-13 season and leading the SSC for the fifth straight season in scoring offense.

In going 23-9 during the 2010-11 season, Florida Southern also went 12-4 in conference play for a second-place finish behind Rollins. That enabled the Moccasins to earn an at-large bid to the NCAA South Region Tournament, where they immediately knocked off the higher seeded Tars in the opening round before falling to Stillman in the regional semifinals. That gives Darner a 6-6 record in the NCAA Tournament at Florida Southern, to go along with a 14-3 mark in the SSC Tournament.

The 2010-11 team also averaged over 80 points per game (81.5) for the fourth year in a row, making Florida Southern one of the highest scoring teams in the country during that stretch. They've led the SSC in scoring offense each of the last three seasons after doing that just three times in the previous 25 years.

Darner and the Moccasins won its 20th conference championship in 2010, when Florida Southern went 25-5 overall and 13-3 in the SSC, tying the team record for most conference wins. The Mocs averaged over 85 points per game, the third year in a row they ranked among the 20 highest scoring teams in Division II, shot 43 percent from 3-point range to rank fourth in Division II, and their .756 free throw percentage was 11th in the country. The Mocs proved impossible to beat at home too, going 17-0 at Jenkins Field House, only the fourth time since World War II they were undefeated on their home court.

In winning the regular season title in the SSC for the third year in a row, Darner again rallied his team down the stretch. Trailing Rollins a by a game-and-a-half in the standings on February 6, and having lost to the Tars already in Winter Park, the Moccasins faced them again in a match-up of nationally ranked teams at Jenkins Field House. Florida Southern led from start to finish in a game that turned into a blowout, went on to win the final six games of the regular season, and earned the top seed in the SSC Tournament for the third straight year.

Florida Southern spent that entire season ranked in the NABC Top-25, the first time in 10 years the Moccasins accomplished that, and their #2 ranking in late December and early January was their highest in nine years. They finished the year at #13.

In addition to Darner being named the SSC Coach-of-the-Year, the Moccasins had three players named to the all-conference team, headlined by senior John Thompson, the 2010 SSC Player-of-the-Year and the program's first All-American since 2004. Thompson was the second conference player-of-the-year coached by Darner, and was also the first Moccasin selected to play in the NABC Division II All-Star Game.

Four years ago, the Mocs were 29-7 under Darner, the most wins for Florida Southern since 2000, and the third highest total in the program's 84-year history. Among those 29 wins were two in the South Region Tournament, the Mocs' first NCAA playoff wins since 2000 as well. That enabled Florida Southern to finish the season as South Region runner-up and ranked #11 in the final NABC national rankings.

In addition to their 29-7 overall record, the Mocs were also 13-3 in the Sunshine State Conference, equaling the most SSC wins in team history. They overcame a loss to Rollins in their SSC opener in early December, but took control of the race at the end of January after beating the Tars in a rematch. They owned at least a share of the lead the rest of the way and clinched the title before the final regular season game for the second year in a row. The Mocs then won their first two games in the SSC Tournament by a combined 60 points before edging Rollins in the championship game, 77-76 in overtime. At the end of the year, Darner became the first Moccasin basketball coach to be selected to coach in the annual NABC Division II All-Star Game, coaching the East Team in Springfield, Massachusetts.

While 2008-09 may have been a remarkable season for the Moccasins, Darner's first two years at Florida Southern may have been even more so. After an 8-20 record in year one, the Moccasins put together a stunning turnaround in year two, going 24-9 overall, and winning the Sunshine State Conference with a 12-4 league record. They also won the SSC Tournament, were the top seed in the NCAA South Region Tournament, and finished at #17 in the national poll. Considering the history of the program, those results may have seemed like normal accomplishments, but it was the way they were done that was noteworthy, and ultimately earned Darner his first SSC Coach-of-the-Year award.

Florida Southern became the first team in SSC history to go from "worst-to-first", and was one of only two teams in the country at any NCAA level to accomplish that feat in 2008. Their nine-game improvement in the SSC standings was also the best in league history, and

the Moccasins were one of only five teams in any NCAA division that went from 20 losses to 20 wins that season. They accomplished all of that by facing a regular season schedule that included five games against different ranked opponents. The Mocs beat three of them, matching their best total in one season in the last 20 years. They also played nine games against teams that qualified for the NCAA Division II Tournament, and took national runner-up Augusta State to overtime before falling, 76-75.

Remarkable turnarounds are nothing new to Darner, who accomplished the same thing at St. Joseph's College in Rensselaer, Indiana, where he coached four seasons (2002-06) before coming to Florida Southern. The Pumas saw their win total increase each year under Darner, culminating with a 31-3 record in his final season, the best in school history. When he first arrived at St. Joseph's, the Pumas had had just one winning season in the previous 10 years, playing in a league that features perennial national powers Kentucky Wesleyan and Southern Indiana, as well as 2006 national runner-up SIU-Edwardsville.

Darner's first St. Joseph's team went 11-17, before improving to 15-13 the following year, and 17-12 in the 2004-05 season. His final team at St. Joseph's not only set school records for wins (31), points, and 3-point field goals, it also earned its first conference title since 1992, its first outright title since 1979, and made its first ever appearance in the GLVC Tournament championship game, where the Pumas defeated Quincy, 68-67. That earned St. Joseph's the top seed in the Great Lakes Region Tournament, the Pumas' first NCAA bid in 14 years. The Pumas ranked 17th in the nation in scoring (84.8 points per game), and their .912 winning percentage was fourth among all college teams at any NCAA or NAIA level. St. Joseph's was ranked as high as #2 in the nation and among its 31 victories was an 81-76 win over eventual national champion Winona State (MN).

The Pumas' accomplishments in 2006 earned Darner the Great Lakes Valley Conference Coach-of-the-Year award, as well as the Great Lakes Region Coach-of-the-Year award from the National Association of Basketball Coaches. Two of his players were named first team all-conference and made the all-region team as well, including GLVC Player-of-the-Year Sullivan Sykes, St. Joseph's first All-American in 18 years.

Darner didn't leave his high-scoring offense behind when he came to Florida Southern in the spring of 2006 as the 22nd head coach in the program's history, but only the seventh since 1956. Though it took a couple of years for the Moccasins to adjust to a new offense, they too have become one of the country's top scoring teams. In the last five years Florida Southern has reached triple digits 16 times, something it did only 16 times the previous 14 years.

In 2008, the Mocs finished the year ranked #14 in Division II in scoring offense with an 83.5 average that represented a 16 percent improvement over Darner's first year at the helm. It was the best 1-year improvement for the Mocs in 52 years, and they didn't stop there. The 2009 team was 19th in scoring, but saw its average rise to 84.0 points per game, the highest for Florida Southern in 21 years, and in 2010, the Mocs' average increased again to 85.2, good for 13th in Division II. They ranked 26th in 2010 while scoring 81.5 points per game.

Florida Southern's scoring average the last five years illustrates the type of up-tempo offense Darner runs, and 3-point shooting is a big part of it. After making 159 long-range baskets in his first year, the Mocs have exploded by making almost 1,900 in the last seven. In 2008, the Mocs finished fourth in the country in 3-point field goals per game with a school and SSC-record 10.3 average, their .407 shooting percentage behind the arc was good for ninth in Division II, and their total of 340 treys shattered the previous school record by 134. They made over 300 more from long range in 2009, leading the Sunshine State Conference for the second year in a row.

Even after the NCAA moved the 3-point line back for the 2010-11 season, the Moccasins continued to light up the scoreboard from long distance. Florida Southern is the only Division II school in the country to rank in the top 10 in 3-point shooting percentage in three of the last six seasons, finishing fourth in 2010 before the change, and fourth again in 2011. In 2012, FSC was 84th nationally and in 2013, the Mocs finished 32nd nationally in 3-pointers made.

Before his first head coaching job at St. Joseph's, Darner spent four seasons (1998-2002) as an assistant coach at Ashland University in Ohio, serving as that program's recruiting coordinator. During that time, Ashland was 72-38. Prior to that, he had brief stints as an assistant coach at Murray State, where he helped the Racers win two Ohio Valley Conference Championships, and at Lincoln Memorial (TN) University.

As a collegiate player, Darner was a four-year letterman for historic head coach Gene Keady at Purdue University, where the Boilermakers went 82-42 in his career (1990-94) and earned three NCAA Tournament bids. He was the first player under Keady to be named a team captain twice, and was a teammate of future NBA #1 draft pick Glenn Robinson, and current Purdue head coach Matt Painter. In 1991, following his freshman year at Purdue, Darner played in the United States Olympic Festival where he helped the North team to a gold medal.

As a senior, he captained Purdue to a 29-5 record, the Big Ten Championship, and a berth in the NCAA Division I regional finals. A 6-4 guard with the Boilermakers, Darner played in 124 games in his career, a figure that ranked fifth in school history at the time of his graduation. In 1991, he set a school freshman record for 3-point field goals made with 32, and he ranks among the career leaders at Purdue in 3-pointers, as well as 3-point field goal percentage.

The 45-year old Darner graduated from Purdue in the spring of 1995 from the Krannert School of Business with a bachelor's degree in management.



TEAM GAME-BY-GAME STATISTICS

			Total		3-Pointers		Free throws		Rebounds											
Opponent	Date	Score		FG-FGA	PCT	3FG-FGA	PCT	FT-FTA	PCT	OFF	DEF	TOT	AVG	PF	A	T/O	BLK	STL	PTS	AVG
at Purdue	11/06/2019	57-79	L	23-63	.365	7-20	.350	4-9	.444	12	21	33	33.0	17	12	16	1	4	57	57.0
Wis.-Stout	11/09/2019	115-64	W	43-80	.538	9-25	.360	20-29	.690	19	35	54	43.5	17	21	21	5	15	115	86.0
at New Mexico	11/13/2019	78-93	L	30-75	.400	10-33	.303	8-11	.727	9	29	38	41.7	23	22	16	2	6	78	83.3
Total		250		96-218	.440	26-78	.333	32-49	.653	40	85	125	41.7	57	55	53	8	25	250	83.3
Opponents		236		87-190	.458	22-67	.328	40-58	.690	27	89	116	38.7	48	42	60	12	24	236	78.7

Team Averages

Games Played	Points/game	FG Pct	3FG Pct	FT Pct	Rebounds/game	Assists/game	Turnovers/game	Assist/Turnover ratio	Steals/game	Blocks/game
3	83.3	44.0	33.3	65.3	41.7	18.3	17.7	1.0	8.3	2.7

CATEGORY LEADERS

Points

##	Player	G	Pts	Pts/G
2	Pipes, Pj	3	40	13.3
11	McCloud, JayQuan	3	40	13.3
21	Hankerson, Kameron	3	34	11.3
1	Davis, Amari	3	34	11.3
33	Schwartz, Cody	3	23	7.7
13	Bell, Trevian	3	22	7.3
12	McNair, Josh	3	18	6.0
15	Patterson, Manny	3	16	5.3
34	Chevalier, Will	3	13	4.3
30	Crist, Hunter	3	10	3.3

Scoring Average

##	Player	G	Pts	Pts/G
2	Pipes, Pj	3	40	13.3
11	McCloud, JayQuan	3	40	13.3
21	Hankerson, Kameron	3	34	11.3
1	Davis, Amari	3	34	11.3
33	Schwartz, Cody	3	23	7.7
13	Bell, Trevian	3	22	7.3
12	McNair, Josh	3	18	6.0
15	Patterson, Manny	3	16	5.3
34	Chevalier, Will	3	13	4.3
30	Crist, Hunter	3	10	3.3

Field Goal Percentage

##	Player	FG	Att	Pct
12	McNair, Josh	8	13	.615
2	Pipes, Pj	15	26	.577
1	Davis, Amari	15	27	.556
15	Patterson, Manny	6	11	.545
33	Schwartz, Cody	7	13	.538
30	Crist, Hunter	3	6	.500
21	Hankerson, Kameron	15	39	.385
11	McCloud, JayQuan	16	44	.364
34	Chevalier, Will	3	10	.300
13	Bell, Trevian	8	28	.286

Field Goal Attempts

##	Player	G	Att	Att/G
11	McCloud, JayQuan	3	44	14.7
21	Hankerson, Kameron	3	39	13.0
13	Bell, Trevian	3	28	9.3
1	Davis, Amari	3	27	9.0
2	Pipes, Pj	3	26	8.7

Field Goals Made

##	Player	G	Made	Made/G
11	McCloud, JayQuan	3	16	5.3
21	Hankerson, Kameron	3	15	5.0
1	Davis, Amari	3	15	5.0
2	Pipes, Pj	3	15	5.0
13	Bell, Trevian	3	8	2.7

3-Point FG Percentage

##	Player	3FG	Att	Pct
33	Schwartz, Cody	4	7	.571
2	Pipes, Pj	8	16	.500
21	Hankerson, Kameron	4	10	.400
34	Chevalier, Will	3	9	.333
30	Crist, Hunter	1	4	.250
13	Bell, Trevian	2	9	.222
11	McCloud, JayQuan	4	22	.182

3-Point FG Attempts

##	Player	G	Att	Att/G
11	McCloud, JayQuan	3	22	7.3
2	Pipes, Pj	3	16	5.3
21	Hankerson, Kameron	3	10	3.3
34	Chevalier, Will	3	9	3.0
13	Bell, Trevian	3	9	3.0

3-Point FG Made

##	Player	G	Made	Made/G
2	Pipes, Pj	3	8	2.7
11	McCloud, JayQuan	3	4	1.3
21	Hankerson, Kameron	3	4	1.3
33	Schwartz, Cody	3	4	1.3
34	Chevalier, Will	3	3	1.0

CATEGORY LEADERS

Free Throw Percentage

##	Player	Made	Att	Pct
2	Pipes, Pj	2	2	1.000
34	Chevalier, Will	4	4	1.000
33	Schwartz, Cody	5	6	.833
13	Bell, Trevian	4	5	.800
30	Crist, Hunter	3	4	.750
11	McCloud, JayQuan	4	6	.667
15	Patterson, Manny	4	6	.667
1	Davis, Amari	4	10	.400
12	McNair, Josh	2	6	.333

Free Throw Attempts

##	Player	G	Att	Att/G
1	Davis, Amari	3	10	3.3
33	Schwartz, Cody	3	6	2.0
11	McCloud, JayQuan	3	6	2.0
15	Patterson, Manny	3	6	2.0
12	McNair, Josh	3	6	2.0

Free Throws Made

##	Player	G	Made	Made/G
33	Schwartz, Cody	3	5	1.7
1	Davis, Amari	3	4	1.3
11	McCloud, JayQuan	3	4	1.3
15	Patterson, Manny	3	4	1.3
13	Bell, Trevian	3	4	1.3

Rebounds

##	Player	G	Reb	Reb/G
15	Patterson, Manny	3	17	5.7
33	Schwartz, Cody	3	13	4.3
12	McNair, Josh	3	12	4.0
1	Davis, Amari	3	11	3.7
11	McCloud, JayQuan	3	11	3.7

Assists

##	Player	G	Ast	Ast/G
11	McCloud, JayQuan	3	15	5.0
21	Hankerson, Kameron	3	9	3.0
2	Pipes, Pj	3	6	2.0
1	Davis, Amari	3	6	2.0
30	Crist, Hunter	3	6	2.0

Rebounds Average

##	Player	G	Reb	Reb/G
15	Patterson, Manny	3	17	5.7
33	Schwartz, Cody	3	13	4.3
12	McNair, Josh	3	12	4.0
1	Davis, Amari	3	11	3.7
11	McCloud, JayQuan	3	11	3.7

Steals

##	Player	G	Stl	Stl/G
2	Pipes, Pj	3	7	2.3
11	McCloud, JayQuan	3	3	1.0
1	Davis, Amari	3	3	1.0
12	McNair, Josh	3	3	1.0
33	Schwartz, Cody	3	3	1.0

Offensive Rebounds

##	Player	G	OReb	OReb/G
15	Patterson, Manny	3	10	3.3
33	Schwartz, Cody	3	4	1.3
12	McNair, Josh	3	4	1.3
1	Davis, Amari	3	3	1.0
13	Bell, Trevian	3	3	1.0

Blocked Shots

##	Player	G	Blk	Blk/G
15	Patterson, Manny	3	2	0.7
33	Schwartz, Cody	3	2	0.7
12	McNair, Josh	3	1	0.3
21	Hankerson, Kameron	3	1	0.3
13	Bell, Trevian	3	1	0.3

Defensive Rebounds

##	Player	G	DReb	DReb/G
2	Pipes, Pj	3	10	3.3
11	McCloud, JayQuan	3	9	3.0
33	Schwartz, Cody	3	9	3.0
34	Chevalier, Will	3	9	3.0
12	McNair, Josh	3	8	2.7

Minutes

##	Player	G	Min	Min/G
11	McCloud, JayQuan	3	94	31:14
21	Hankerson, Kameron	3	76	25:13
2	Pipes, Pj	3	75	24:58
13	Bell, Trevian	3	74	24:49
1	Davis, Amari	3	58	19:10

#1AMARIDAVIS

Opponent	Date	GS	MIN	Total		3-Pointers		Free throws		Rebounds										
				FG-FGA	PCT	3FG-3FGA	PCT	FT-FTA	PCT	OFF	DEF	TOT	AVG	PF	A	T/O	BLK	STL	PTS	AVG
at Purdue	11/06/2019		21	5-9	.556	0-1	.000	0-2	.000	0	2	2	2.0	0	2	0	0	1	10	10.0
Wis.-Stout	11/09/2019		17	7-9	.778	0-0	.000	1-4	.250	1	0	1	1.5	5	2	0	0	2	15	12.5
at New Mexico	11/13/2019		20	3-9	.333	0-0	.000	3-4	.750	2	6	8	3.7	2	2	3	0	0	9	11.3
Totals		0	58	15-27	.556	0-1	.000	4-10	.400	3	8	11	3.7	7	6	3	0	3	34	11.3

Player Averages

Games Played	Minutes/game	Points/game	FG Pct	3FG Pct	FT Pct	Rebounds/game	Assists/game	Turnovers/game	Assist/Turnover ratio	Steals/game	Blocks/game
3	19.2	11.3	55.6	55.6	40.0	3.7	2.0	1.0	2.0	1.0	0.0

DAVIS, Amari

				Field Goals		3-Point		F-Throws		Rebounds				Scoring						
SEASON	TEAM	GP-GS	MIN/AVG	FG-FGA	FG%	3FG-3FGA	3FG%	FT-FTA	FT%	OFF	DEF	TOT	AVG	PF-FO	AST	T/O	BLK	STL	PTS	AVG
2019-20	GB	3-0	58/19.2	15-27	.556	0-1	.000	4-10	.400	3	8	11	3.7	7-1	6	3	0	3	34	11.3
TOTAL		3-0	58/19.2	15-27	.556	0-1	.000	4-10	.400	3	8	11	3.7	7-1	6	3	0	3	34	11.3

Single Game Highs

Statistic	Value	
Points	15	vs Wis.-Stout 11/10/19
Rebounds	8	at New Mexico 11/14/19
Assists	2	at Purdue 11/07/19, vs Wis.-Stout 11/10/19, at New Mexico 11/14/19
Steals	2	vs Wis.-Stout 11/10/19
FG Made	7	vs Wis.-Stout 11/10/19
FG Attempts	9	at Purdue 11/07/19, vs Wis.-Stout 11/10/19, at New Mexico 11/14/19
3FG Attempts	1	at Purdue 11/07/19
FT Made	3	at New Mexico 11/14/19
FT Attempts	4	vs Wis.-Stout 11/10/19, at New Mexico 11/14/19

#2PJPIPES

Opponent	Date	GS	MIN	Total		3-Pointers		Free throws		Rebounds											
				FG-FGA	PCT	3FG-3FGA	PCT	FT-FTA	PCT	OFF	DEF	TOT	AVG	PF	A	T/O	BLK	STL	PTS	AVG	
at Purdue	11/06/2019		23	2-5	.400	2-4	.500	0-0	.000	0	2	2	2.0	1	0	1	0	1	6	6.0	
Wis.-Stout	11/09/2019	*	24	6-10	.600	3-6	.500	2-2	1.000	1	6	7	4.5	2	3	1	0	4	17	11.5	
at New Mexico	11/13/2019	*	28	7-11	.636	3-6	.500	0-0	.000	0	2	2	3.7	3	3	1	0	2	17	13.3	
Totals		2	75	15-26	.577	8-16	.500	2-2	1.000	1	10	11	3.7	6	6	3	0	7	40	13.3	

Player Averages

Games Played	Minutes/game	Points/game	FG Pct	3FG Pct	FT Pct	Rebounds/game	Assists/game	Turnovers/game	Assist/Turnover ratio	Steals/game	Blocks/game
3	25.0	13.3	57.7	57.7	100.0	3.7	2.0	1.0	2.0	2.3	0.0

PIPES, Pj

				Field Goals		3-Point		F-Throws		Rebounds								Scoring		
SEASON	TEAM	GP-GS	MIN/AVG	FG-FGA	FG%	3FG-FGA	3FG%	FT-FTA	FT%	OFF	DEF	TOT	AVG	PF-FO	AST	TO	BLK	STL	PTS	AVG
2017-18	GB	33-28	740/22.4	75-202	.371	27-83	.325	59-69	.855	15	62	77	2.3	69-2	64	46	3	22	236	7.2
2018-19	GB	38-20	800/21.1	72-192	.375	41-117	.350	45-57	.789	9	74	83	2.2	91-0	48	38	4	27	230	6.1
2019-20	GB	3-2	75/25.0	15-26	.577	8-16	.500	2-2	1.000	1	10	11	3.7	6-0	6	3	0	7	40	13.3
TOTAL		74-50	1615/21.8	162-420	.386	76-216	.352	106-128	.828	25	146	171	2.3	166-2	118	87	7	56	506	6.8

Single Game Highs

Statistic	Value	
Points	17	vs Wis.-Stout 11/10/19, at New Mexico 11/14/19
Rebounds	7	vs Lakeland 11/17/17, vs Wis.-Stout 11/10/19
Assists	8	vs Rockford 12/18/17
Steals	4	vs Wis. Lutheran 11/06/18, vs Rockford 12/18/17, vs Wis.-Stout 11/10/19
Blocks	2	vs Stetson 11/27/17
FG Made	7	at New Mexico 11/14/19
FG Attempts	13	vs Milwaukee 01/15/18
3FG Made	3	6 times
3FG Attempts	6	8 times
FT Made	9	vs IUPUI 01/02/18
FT Attempts	9	vs IUPUI 01/02/18, vs Lakeland 11/17/17

#10TANKHEMPHILL

Opponent	Date	GS	MIN	Total		3-Pointers		Free throws		Rebounds											
				FG-FGA	PCT	3FG-3FGA	PCT	FT-FTA	PCT	OFF	DEF	TOT	AVG	PF	A	T/O	BLK	STL	PTS	AVG	
at Purdue	11/06/2019	*	10	0-1	.000	0-0	.000	0-0	.000	0	1	1	1.0	1	0	2	0	2	0	0.0	
Totals		1	10	0-1	.000	0-0	.000	0-0	.000	0	1	1	1.0	1	0	2	0	2	0	0.0	

Player Averages

Games Played	Minutes/game	Points/game	FG Pct	3FG Pct	FT Pct	Rebounds/game	Assists/game	Turnovers/game	Assist/Turnover ratio	Steals/game	Blocks/game
1	10.4	0.0	0.0	0.0	0.0	1.0	0.0	2.0	0.0	2.0	0.0

HEMPHILL, Shanquan

				Field Goals		3-Point		F-Throws		Rebounds										Scoring	
SEASON	TEAM	GP-GS	MIN/AVG	FG-FGA	FG%	3FG-FGA	3FG%	FT-FTA	FT%	OFF	DEF	TOT	AVG	PF-FO	AST	TO	BLK	STL	PTS	AVG	
2018-19	GB	38-38	1061/27.9	188-355	.530	0-2	.000	70-147	.476	65	148	213	5.6	74-0	57	73	20	41	446	11.7	
2019-20	GB	1-1	10/10.4	0-1	.000	0-0	.000	0-0	.000	0	1	1	1.0	1-0	0	2	0	2	0	0.0	
TOTAL		39-39	1071/27.5	188-356	.528	0-2	.000	70-147	.476	65	149	214	5.5	75-0	57	75	20	43	446	11.4	

Single Game Highs

Statistic	Value	
Points	25	vs Northern Ill. 11/29/18
Rebounds	13	at Marshall 04/04/19
Assists	5	at UIC 02/23/19, vs Texas Southern 04/03/19
Steals	4	vs Wis. Lutheran 11/06/18
Blocks	3	at Oakland 01/12/19
FG Made	12	vs Northern Ill. 11/29/18
FG Attempts	20	at Marshall 04/04/19
3FG Attempts	1	at Evansville 12/22/18, vs Wright St. 03/11/19
FT Made	6	at Youngstown St. 02/09/19
FT Attempts	12	at Eastern Wash. 11/17/18

#11 JAYQUAN McCLOUD

Opponent	Date	GS	MIN	Total		3-Pointers		Free throws		Rebounds				PF	A	T/O	BLK	STL	PTS	AVG
				FG-FGA	PCT	3FG-3FGA	PCT	FT-FTA	PCT	OFF	DEF	TOT	AVG							
at Purdue	11/06/2019	*	31	4-13	.308	1-6	.167	1-3	.333	1	2	3	3.0	3	2	4	0	0	10	10.0
Wis.-Stout	11/09/2019	*	28	5-11	.455	0-3	.000	1-1	1.000	0	5	5	4.0	0	6	5	0	3	11	10.5
at New Mexico	11/13/2019	*	35	7-20	.350	3-13	.231	2-2	1.000	1	2	3	3.7	0	7	0	0	0	19	13.3
Totals		3	94	16-44	.364	4-22	.182	4-6	.667	2	9	11	3.7	3	15	9	0	3	40	13.3

Player Averages

Games Played	Minutes/game	Points/game	FG Pct	3FG Pct	FT Pct	Rebounds/game	Assists/game	Turnovers/game	Assist/Turnover ratio	Steals/game	Blocks/game
3	31.2	13.3	36.4	36.4	66.7	3.7	5.0	3.0	1.7	1.0	0.0

McCLOUD, Jayquan

				Field Goals		3-Point		F-Throws		Rebounds								Scoring		
SEASON	TEAM	GP-GS	MIN/AVG	FG-FGA	FG%	3FG-FGA	3FG%	FT-FTA	FT%	OFF	DEF	TOT	AVG	PF-FO	AST	TO	BLK	STL	PTS	AVG
2018-19	GB	36-24	977/27.2	166-374	.444	77-196	.393	84-101	.832	21	77	98	2.7	76-1	82	58	12	25	493	13.7
2019-20	GB	3-3	94/31.2	16-44	.364	4-22	.182	4-6	.667	2	9	11	3.7	3-0	15	9	0	3	40	13.3
TOTAL		39-27	1071/27.5	182-418	.435	81-218	.372	88-107	.822	23	86	109	2.8	79-1	97	67	12	28	533	13.7

Single Game Highs

Statistic	Value	
Points	26	vs Detroit Mercy 02/16/19
Rebounds	6	vs Wis. Lutheran 11/06/18, vs UIC 01/19/19
Assists	7	at New Mexico 11/14/19
Steals	3	at IUPUI 02/24/19, vs Northern Ill. 11/29/18, vs Wis.-Stout 11/10/19
Blocks	2	at Cleveland St. 02/08/19, vs UIC 03/06/19
FG Made	9	vs Detroit Mercy 02/16/19, vs Youngstown St. 01/04/19
FG Attempts	20	at New Mexico 11/14/19
3FG Made	6	vs Detroit Mercy 02/16/19
3FG Attempts	13	at New Mexico 11/14/19
FT Made	7	at Milwaukee 12/30/18
FT Attempts	8	at Milwaukee 12/30/18, vs Cleveland St. 01/05/19

#12 JOSH MCNAIR

Opponent	Date	GS	MIN	Total		3-Pointers		Free throws		Rebounds											
				FG-FGA	PCT	3FG-3FGA	PCT	FT-FTA	PCT	OFF	DEF	TOT	AVG	PF	A	T/O	BLK	STL	PTS	AVG	
at Purdue	11/06/2019	*	15	1-4	.250	0-0	.000	0-0	.000	2	2	4	4.0	4	0	2	0	0	2	2.0	
Wis.-Stout	11/09/2019	*	20	6-7	.857	0-0	.000	1-4	.250	2	5	7	5.5	2	2	4	1	2	13	7.5	
at New Mexico	11/13/2019	*	14	1-2	.500	0-0	.000	1-2	.500	0	1	1	4.0	4	2	1	0	1	3	6.0	
Totals		3	49	8-13	.615	0-0	.000	2-6	.333	4	8	12	4.0	10	4	7	1	3	18	6.0	

Player Averages

Games Played	Minutes/game	Points/game	FG Pct	3FG Pct	FT Pct	Rebounds/game	Assists/game	Turnovers/game	Assist/Turnover ratio	Steals/game	Blocks/game
3	16.3	6.0	61.5	61.5	33.3	4.0	1.3	2.3	0.6	1.0	0.3

MCNAIR, Josh

				Field Goals		3-Point		F-Throws		Rebounds										Scoring	
SEASON	TEAM	GP-GS	MIN/AVG	FG-FGA	FG%	3FG-FGA	3FG%	FT-FTA	FT%	OFF	DEF	TOT	AVG	PF-FO	AST	TO	BLK	STL	PTS	AVG	
2018-19	GB	34-16	554/16.3	80-133	.602	0-2	.000	30-52	.577	53	64	117	3.4	72-0	36	31	18	23	190	5.6	
2019-20	GB	3-3	49/16.3	8-13	.615	0-0	.000	2-6	.333	4	8	12	4.0	10-0	4	7	1	3	18	6.0	
TOTAL		37-19	603/16.3	88-146	.603	0-2	.000	32-58	.552	57	72	129	3.5	82-0	40	38	19	26	208	5.6	

Single Game Highs

Statistic	Value	
Points	16	vs Milwaukee 02/02/19, at ETSU 03/20/19
Rebounds	11	vs Wis.-Stout 12/12/18
Assists	6	at Detroit Mercy 01/11/19
Steals	3	vs IUPUI 01/18/19, at Northern Ky. 01/25/19
Blocks	4	vs IUPUI 01/18/19
FG Made	7	vs Milwaukee 02/02/19
FG Attempts	8	vs Milwaukee 02/02/19, vs UIC 01/19/19
3FG Attempts	1	vs Northern Ky. 03/02/19, vs Morehead St. 11/18/18
FT Made	4	at ETSU 03/20/19
FT Attempts	6	at Bowling Green 12/08/18

#13TREVIANBELL

Opponent	Date	GS	MIN	Total		3-Pointers		Free throws		Rebounds											
				FG-FGA	PCT	3FG-3FGA	PCT	FT-FTA	PCT	OFF	DEF	TOT	AVG	PF	A	T/O	BLK	STL	PTS	AVG	
at Purdue	11/06/2019		27	1-8	.125	1-2	.500	2-2	1.000	1	3	4	4.0	1	1	1	1	0	5	5.0	
Wis.-Stout	11/09/2019		20	1-6	.167	0-3	.000	2-2	1.000	0	2	2	3.0	3	0	4	0	0	4	4.5	
at New Mexico	11/13/2019		28	6-14	.429	1-4	.250	0-1	.000	2	3	5	3.7	1	3	3	0	0	13	7.3	
Totals		0	74	8-28	.286	2-9	.222	4-5	.800	3	8	11	3.7	5	4	8	1	0	22	7.3	

Player Averages

Games Played	Minutes/game	Points/game	FG Pct	3FG Pct	FT Pct	Rebounds/game	Assists/game	Turnovers/game	Assist/Turnover ratio	Steals/game	Blocks/game
3	24.8	7.3	28.6	28.6	80.0	3.7	1.3	2.7	0.5	0.0	0.3

BELL, Trevian

				Field Goals		3-Point		F-Throws		Rebounds										Scoring	
SEASON	TEAM	GP-GS	MIN/AVG	FG-FGA	FG%	3FG-FGA	3FG%	FT-FTA	FT%	OFF	DEF	TOT	AVG	PF-FO	AST	TO	BLK	STL	PTS	AVG	
2017-18	GB	25-2	326/13.0	39-101	.386	13-34	.382	16-22	.727	10	54	64	2.6	21-0	9	17	5	10	107	4.3	
2018-19	GB	38-0	559/14.7	82-173	.474	26-75	.347	32-42	.762	33	69	102	2.7	49-0	25	36	12	18	222	5.8	
2019-20	GB	3-0	74/24.8	8-28	.286	2-9	.222	4-5	.800	3	8	11	3.7	5-0	4	8	1	0	22	7.3	
TOTAL		66-2	960/14.5	129-302	.427	41-118	.347	52-69	.754	46	131	177	2.7	75-0	38	61	18	28	351	5.3	

Single Game Highs

Statistic	Value	
Points	21	vs Texas Southern 04/03/19
Rebounds	8	vs Lakeland 11/17/17
Assists	3	vs Wis.-Parkside 12/16/17, at New Mexico 11/14/19
Steals	3	vs Oakland 02/15/19
Blocks	3	vs Texas Southern 04/03/19
FG Made	9	vs Texas Southern 04/03/19
FG Attempts	14	at New Mexico 11/14/19
3FG Made	3	vs UIC 03/06/19, vs Texas Southern 04/03/19, vs Stetson 11/27/17
3FG Attempts	6	vs Texas Southern 04/03/19
FT Made	5	vs CSU Bakersfield 03/29/19
FT Attempts	6	at Northern Ill. 11/14/17

#15 MANNYPATTERSON

Opponent	Date	GS	MIN	Total		3-Pointers		Free throws		Rebounds										
				FG-FGA	PCT	3FG-3FGA	PCT	FT-FTA	PCT	OFF	DEF	TOT	AVG	PF	A	T/O	BLK	STL	PTS	AVG
at Purdue	11/06/2019		23	2-5	.400	2-4	.500	0-0	.000	0	2	2	2.0	1	0	1	0	1	6	6.0
Wis.-Stout	11/09/2019	*	24	6-10	.600	3-6	.500	2-2	1.000	1	6	7	4.5	2	3	1	0	4	17	11.5
at New Mexico	11/13/2019	*	28	7-11	.636	3-6	.500	0-0	.000	0	2	2	3.7	3	3	1	0	2	17	13.3
Totals		2	75	15-26	.577	8-16	.500	2-2	1.000	1	10	11	3.7	6	6	3	0	7	40	13.3

Player Averages

Games Played	Minutes/game	Points/game	FG Pct	3FG Pct	FT Pct	Rebounds/game	Assists/game	Turnovers/game	Assist/Turnover ratio	Steals/game	Blocks/game
3	25.0	13.3	57.7	57.7	100.0	3.7	2.0	1.0	2.0	2.3	0.0

PATTERSON, Manny

				Field Goals		3-Point		F-Throws		Rebounds				Scoring						
SEASON	TEAM	GP-GS	MIN/AVG	FG-FGA	FG%	3FG-3FGA	3FG%	FT-FTA	FT%	OFF	DEF	TOT	AVG	PF-FO	AST	TO	BLK	STL	PTS	AVG
2017-18	GB	27-19	460/17.0	55-116	.474	0-0	.000	52-69	.754	43	89	132	4.9	69-0	6	26	22	18	162	6.0
2018-19	GB	37-12	511/13.8	67-138	.486	0-2	.000	38-62	.613	51	92	143	3.9	83-0	20	29	12	11	172	4.6
2019-20	GB	3-3	44/14.8	6-11	.545	0-0	.000	4-6	.667	10	7	17	5.7	5-0	1	4	2	1	16	5.3
TOTAL		67-34	1015/15.1	128-265	.483	0-2	.000	94-137	.686	104	188	292	4.4	157-0	27	59	36	30	350	5.2

Single Game Highs

Statistic	Value	
Points	17	at Iowa 11/11/18
Rebounds	14	vs Milwaukee 01/15/18
Assists	3	vs Belmont 12/01/18
Steals	3	vs Stetson 11/27/17
Blocks	4	at Youngstown St. 01/06/18
FG Made	7	at Iowa 11/11/18
FG Attempts	12	at Iowa 11/11/18
3FG Attempts	2	vs Wis. Lutheran 11/06/18
FT Made	6	vs Wis. Lutheran 11/06/18
FT Attempts	8	vs Wis. Lutheran 11/06/18

#21 KAMERON HANKERSON

Opponent	Date	GS	MIN	Total		3-Pointers		Free throws		Rebounds											
				FG-FGA	PCT	3FG-3FGA	PCT	FT-FTA	PCT	OFF	DEF	TOT	AVG	PF	A	T/O	BLK	STL	PTS	AVG	
at Purdue	11/06/2019	*	25	6-14	.429	2-3	.667	0-0	.000	2	1	3	3.0	3	3	2	0	0	14	14.0	
Wis.-Stout	11/09/2019	*	21	5-13	.385	1-3	.333	0-0	.000	1	0	1	2.0	2	3	2	0	0	11	12.5	
at New Mexico	11/13/2019	*	30	4-12	.333	1-4	.250	0-0	.000	0	1	1	1.7	2	3	4	1	1	9	11.3	
Totals		3	76	15-39	.385	4-10	.400	0-0	.000	3	2	5	1.7	7	9	8	1	1	34	11.3	

Player Averages

Games Played	Minutes/game	Points/game	FG Pct	3FG Pct	FT Pct	Rebounds/game	Assists/game	Turnovers/game	Assist/Turnover ratio	Steals/game	Blocks/game
3	25.2	11.3	38.5	38.5	0.0	1.7	3.0	2.7	1.1	0.3	0.3

HANKERSON, Kameron

				Field Goals		3-Point		F-Throws		Rebounds										Scoring	
SEASON	TEAM	GP-GS	MIN/AVG	FG-FGA	FG%	3FG-FGA	3FG%	FT-FTA	FT%	OFF	DEF	TOT	AVG	PF-FO	AST	TO	BLK	STL	PTS	AVG	
2016-17	GB	24-0	193/8.0	30-60	.500	9-24	.375	6-7	.857	6	12	18	0.8	34-1	12	12	4	7	75	3.1	
2017-18	GB	33-24	869/26.3	125-277	.451	47-121	.388	51-69	.739	20	77	97	2.9	72-2	86	75	21	31	348	10.5	
2018-19	GB	38-5	857/22.5	111-269	.413	40-122	.328	44-52	.846	28	67	95	2.5	54-1	62	48	25	35	306	8.1	
2019-20	GB	3-3	76/25.2	15-39	.385	4-10	.400	0-0	.000	3	2	5	1.7	7-0	9	8	1	1	34	11.3	
TOTAL		98-32	1994/20.3	281-645	.436	100-277	.361	101-128	.789	57	158	215	2.2	167-4	169	143	51	74	763	7.8	

Single Game Highs

Statistic	Value	
Points	36	vs Detroit Mercy 03/02/18
Rebounds	7	vs UIC 01/19/19, at Belmont 12/02/17, vs Bowling Green 12/21/17
Assists	9	at UIC 01/10/18
Steals	4	vs Wis.-Stout 12/12/18
Blocks	3	4 times
FG Made	12	vs Detroit Mercy 03/02/18
FG Attempts	17	vs Detroit Mercy 03/02/18
3FG Made	7	vs Detroit Mercy 03/02/18
3FG Attempts	9	vs Detroit Mercy 03/02/18
FT Made	6	vs Lakeland 11/17/17
FT Attempts	7	at Cleveland St. 01/04/18

#30 HUNTER CRIST

Opponent	Date	GS	MIN	Total		3-Pointers		Free throws		Rebounds											
				FG-FGA	PCT	3FG-3FGA	PCT	FT-FTA	PCT	OFF	DEF	TOT	AVG	PF	A	T/O	BLK	STL	PTS	AVG	
at Purdue	11/06/2019		8	1-2	.500	0-1	.000	0-0	.000	0	2	2	2.0	0	3	0	0	0	2	2.0	
Wis.-Stout	11/09/2019		24	2-4	.500	1-3	.333	3-4	.750	0	3	3	2.5	1	3	0	0	2	8	5.0	
at New Mexico	11/13/2019		8	0-0	.000	0-0	.000	0-0	.000	0	0	0	1.7	2	0	2	0	0	0	3.3	
Totals			0 39	3-6	.500	1-4	.250	3-4	.750	0	5	5	1.7	3	6	2	0	2	10	3.3	

Player Averages

Games Played	Minutes/game	Points/game	FG Pct	3FG Pct	FT Pct	Rebounds/game	Assists/game	Turnovers/game	Assist/Turnover ratio	Steals/game	Blocks/game
3	13.2	3.3	50.0	50.0	75.0	1.7	2.0	0.7	3.0	0.7	0.0

CRIST, Hunter

				Field Goals		3-Point		F-Throws		Rebounds									Scoring	
SEASON	TEAM	GP-GS	MIN/AVG	FG-FGA	FG%	3FG-FGA	3FG%	FT-FTA	FT%	OFF	DEF	TOT	AVG	PF-FO	AST	TO	BLK	STL	PTS	AVG
2017-18	GB	30-3	443/14.8	38-94	.404	19-49	.388	21-33	.636	7	44	51	1.7	73-2	36	39	1	14	116	3.9
2018-19	GB	28-3	208/7.4	12-29	.414	5-18	.278	5-12	.417	12	14	26	0.9	27-0	25	18	2	11	34	1.2
2019-20	GB	3-0	39/13.2	3-6	.500	1-4	.250	3-4	.750	0	5	5	1.7	3-0	6	2	0	2	10	3.3
TOTAL		61-6	691/11.3	53-129	.411	25-71	.352	29-49	.592	19	63	82	1.3	103-2	67	59	3	27	160	2.6

Single Game Highs

Statistic	Value	
Points	16	vs Wis.-Parkside 12/16/17
Rebounds	7	vs Wis.-Parkside 12/16/17
Assists	5	vs Wis.-Stout 12/12/18, at Mississippi St. 11/20/17
Steals	4	vs Wis. Lutheran 11/06/18
Blocks	1	vs Wis. Lutheran 11/06/18, vs Indiana St. 11/09/18, at Milwaukee 02/02/18
FG Made	6	vs Wis.-Parkside 12/16/17
FG Attempts	9	vs Detroit Mercy 12/28/17
3FG Made	2	8 times
3FG Attempts	5	vs Cleveland St. 01/25/18, vs Detroit Mercy 12/28/17
FT Made	5	at Missouri 12/09/17
FT Attempts	6	at Missouri 12/09/17, vs Detroit Mercy 12/28/17

#33 CODY SCHWARTZ

Opponent	Date	GS	MIN	Total		3-Pointers		Free throws		Rebounds											
				FG-FGA	PCT	3FG-3FGA	PCT	FT-FTA	PCT	OFF	DEF	TOT	AVG	PF	A	T/O	BLK	STL	PTS	AVG	
at Purdue	11/06/2019		12	0-1	.000	0-1	.000	0-0	.000	1	0	1	1.0	2	0	3	0	0	0	0.0	
Wis.-Stout	11/09/2019		23	5-10	.500	2-4	.500	5-6	.833	2	8	10	5.5	1	1	3	2	2	17	8.5	
at New Mexico	11/13/2019		13	2-2	1.000	2-2	1.000	0-0	.000	1	1	2	4.3	4	2	0	0	1	6	7.7	
Totals		0	47	7-13	.538	4-7	.571	5-6	.833	4	9	13	4.3	7	3	6	2	3	23	7.7	

Player Averages

Games Played	Minutes/game	Points/game	FG Pct	3FG Pct	FT Pct	Rebounds/game	Assists/game	Turnovers/game	Assist/Turnover ratio	Steals/game	Blocks/game
3	15.8	7.7	53.8	53.8	83.3	4.3	1.0	2.0	0.5	1.0	0.7

SCHWARTZ, Cody

				Field Goals		3-Point		F-Throws		Rebounds										Scoring	
SEASON	TEAM	GP-GS	MIN/AVG	FG-FGA	FG%	3FG-FGA	3FG%	FT-FTA	FT%	OFF	DEF	TOT	AVG	PF-FO	AST	TO	BLK	STL	PTS	AVG	
2015-16	SJSU	31-26	746/24.1	72-194	.371	52-152	.342	22-30	.733	21	62	83	2.7	77-2	32	21	6	15	218	7.0	
2016-17	SJSU	30-7	386/12.9	37-106	.349	34-89	.382	6-10	.600	9	28	37	1.2	38-0	17	17	3	2	114	3.8	
2018-19	GB	36-24	586/16.3	70-190	.368	45-130	.346	32-42	.762	28	77	105	2.9	74-0	24	27	5	15	217	6.0	
2019-20	GB	3-0	47/15.8	7-13	.538	4-7	.571	5-6	.833	4	9	13	4.3	7-0	3	6	2	3	23	7.7	
TOTAL FOR GB		39-24	634/16.2	77-203	.379	49-137	.358	37-48	.771	32	86	118	3.0	81-0	27	33	7	18	240	6.2	
TOTAL		100-57	1766/17.7	186-503	.370	135-378	.357	65-88	.739	62	176	238	2.4	196-2	76	71	16	35	572	5.7	

Single Game Highs

Statistic	Value	
Points	20	vs LIFE Pacific 12/22/15
Rebounds	10	vs Wis.-Stout 11/10/19
Assists	5	at Air Force 01/14/17
Steals	3	vs LIFE Pacific 12/22/15
Blocks	2	vs Wis.-Stout 12/12/18, at Air Force 01/02/16, vs Wis.-Stout 11/10/19
FG Made	8	vs LIFE Pacific 12/22/15
FG Attempts	11	at Fresno St. 01/16/16, vs LIFE Pacific 12/22/15, at Colorado St. 01/27/16
3FG Made	6	vs Milwaukee 02/02/19, at Colorado St. 01/27/16
3FG Attempts	11	at Colorado St. 01/27/16
FT Made	5	4 times
FT Attempts	8	at Eastern Wash. 11/17/18

#34WILLCHEVALIER

Opponent	Date	GS	MIN	Total		3-Pointers		Free throws		Rebounds				PF	A	T/O	BLK	STL	PTS	AVG
				FG-FGA	PCT	3FG-3FGA	PCT	FT-FTA	PCT	OFF	DEF	TOT	AVG							
at Purdue	11/06/2019	5		1-2	.500	1-2	.500	0-0	.000	0	0	0	0.0	0	1	0	0	0	3	3.0
Wis.-Stout	11/09/2019	10		2-4	.500	2-3	.667	4-4	1.000	1	2	3	1.5	1	0	0	0	0	10	6.5
at New Mexico	11/13/2019	18		0-4	.000	0-4	.000	0-0	.000	0	7	7	3.3	2	0	1	1	0	0	4.3
Totals		0	33	3-10	.300	3-9	.333	4-4	1.000	1	9	10	3.3	3	1	1	1	0	13	4.3

Player Averages

Games Played	Minutes/game	Points/game	FG Pct	3FG Pct	FT Pct	Rebounds/game	Assists/game	Turnovers/game	Assist/Turnover ratio	Steals/game	Blocks/game
3	11.0	4.3	30.0	30.0	100.0	3.3	0.3	0.3	1.0	0.0	0.3

CHEVALIER, Will

				Field Goals		3-Point		F-Throws		Rebounds				Scoring						
SEASON	TEAM	GP-GS	MIN/AVG	FG-FGA	FG%	3FG-FGA	3FG%	FT-FTA	FT%	OFF	DEF	TOT	AVG	PF-FO	AST	TO	BLK	STL	PTS	AVG
2017-18	GB	26-0	210/8.1	23-65	.354	18-50	.360	6-6	1.000	9	24	33	1.3	19-0	2	7	3	2	70	2.7
2019-20	GB	3-0	33/11.0	3-10	.300	3-9	.333	4-4	1.000	1	9	10	3.3	3-0	1	1	1	0	13	4.3
TOTAL		29-0	243/8.4	26-75	.347	21-59	.356	10-10	1.000	10	33	43	1.5	22-0	3	8	4	2	83	2.9

Single Game Highs

Statistic	Value	
Points	11	at Missouri 12/09/17
Rebounds	7	at New Mexico 11/14/19
Assists	1	vs Wis.-Parkside 12/16/17, at Milwaukee 02/02/18, at Purdue 11/07/19
Steals	1	vs Wis.-Parkside 12/16/17, vs Lakeland 11/17/17
Blocks	1	4 times
FG Made	4	at Missouri 12/09/17
FG Attempts	8	at Missouri 12/09/17
3FG Made	3	at Mississippi St. 11/20/17, at Missouri 12/09/17
3FG Attempts	7	at Missouri 12/09/17
FT Made	4	vs Wis.-Stout 11/10/19
FT Attempts	4	vs Wis.-Stout 11/10/19

2018-19 OVERALL STATS AND RESULTS

Overall record: 21-17 Conf: 10-8 Home: 15-3 Away: 5-13 Neutral: 1-1

#	Player	gp-gs	min	avg	Total		3-Point		F-Throw		Rebounds				pf	dq	a	to	blk	stl	pts	avg
					fg-fga	fg%	3fg-fga	3fg%	ft-fga	ft%	off	def	tot	avg								
01	COHEN III, Sandy	38-37	1296	34.1	219-461	.475	58-172	.337	170-220	.773	19	225	244	6.4	97	2	177	118	40	71	666	17.5
11	McCLOUD, JayQuan	36-24	978	27.2	166-373	.445	77-196	.393	84-101	.832	21	77	98	2.7	76	1	82	59	12	26	493	13.7
10	HEMPHILL, ShanQuan	38-38	1061	27.9	188-356	.528	0-2	.000	70-147	.476	65	148	213	5.6	74	0	58	72	20	40	446	11.7
21	HANKERSON, Kamero	38-5	855	22.5	111-269	.413	40-122	.328	44-52	.846	29	67	96	2.5	54	1	62	49	25	35	306	8.1
02	PIPES, PJ	38-20	800	21.1	72-191	.377	41-117	.350	45-57	.789	9	74	83	2.2	91	1	48	38	5	26	230	6.1
33	SCHWARTZ, Cody	36-24	583	16.2	70-190	.368	45-130	.346	32-42	.762	27	77	104	2.9	74	0	24	27	5	15	217	6.0
13	BELL, Trevian	38-0	560	14.7	82-173	.474	26-75	.347	32-42	.762	33	69	102	2.7	49	0	25	36	12	18	222	5.8
12	McNAIR, Josh	34-16	555	16.3	80-133	.602	0-2	.000	30-52	.577	53	64	117	3.4	72	0	36	31	18	23	190	5.6
15	PATTERSON, Manny	37-12	511	13.8	67-138	.486	0-2	.000	38-62	.613	50	92	142	3.8	83	0	19	30	12	11	172	4.6
24	SMITH, Jevon	16-11	158	9.9	20-46	.435	4-14	.286	16-19	.842	7	21	28	1.8	28	1	13	18	0	6	60	3.8
00	PARHAM, TJ	19-0	110	5.8	19-54	.352	7-29	.241	9-12	.750	8	8	16	0.8	5	0	9	1	3	9	54	2.8
30	CRIST, Hunter	28-3	208	7.4	12-29	.414	5-18	.278	5-12	.417	12	14	26	0.9	27	0	25	18	2	11	34	1.2
Team											55	83	138		1		3					
Total.....		38	7675		1106-2413	.458	303-879	.345	575-818	.703	388	1019	1407	37.0	731	6	578	500	154	291	3090	81.3
Opponents.....		38	7676		1082-2432	.445	325-969	.335	547-773	.708	458	1053	1511	39.8	725	-	528	574	112	268	3036	79.9

TEAM STATISTICS	GB	OPP
SCORING	3090	3036
Points per game	81.3	79.9
Scoring margin	+1.4	-
FIELD GOALS-ATT	1106-2413	1082-2432
Field goal pct	.458	.445
3 POINT FG-ATT	303-879	325-969
3-point FG pct	.345	.335
3-pt FG made per game	8.0	8.6
FREE THROWS-ATT	575-818	547-773
Free throw pct	.703	.708
F-Throws made per game	15.1	14.4
REBOUNDS	1407	1511
Rebounds per game	37.0	39.8
Rebounding margin	-2.7	-
ASSISTS	578	528
Assists per game	15.2	13.9
TURNOVERS	500	574
Turnovers per game	13.2	15.1
Turnover margin	+1.9	-
Assist/turnover ratio	1.2	0.9
STEALS	291	268
Steals per game	7.7	7.1
BLOCKS	154	112
Blocks per game	4.1	2.9
ATTENDANCE	37933	95584
Home games-Avg/Game	18-2107	18-4934
Neutral site-Avg/Game	-	2-3390

Score by Periods	1st	2nd	OT	Totals
Green Bay	1450	1597	43	3090
Opponents	1463	1541	32	3036

Date	Opponent	Score	Att.
11/6/18	WISCONSIN LUTHERAN	W 110-54	1042
11/9/18	INDIANA STATE	L 74-78	1469
11/11/18	at Iowa	L 82-93	10597
11/16/18	at Eastern Washington	Wot 82-78	1076
11/17/18	vs Morehead State	W 87-70	1500
11/20/18	at Oregon	L 72-83	6569
11/28/18	NORTHERN ILLINOIS	W 85-83	1669
12/1/18	BELMONT	W 100-92	2125
12/08/18	at Bowling Green	L 68-97	1911
12/11/18	UW-STOUT	W 112-46	1452
12-14-18	at Creighton	L 65-86	17147
12/16/18	at Michigan State	L 83-104	14797
12/22/18	at Evansville	L 75-80	5011
* 12/29/18	at Milwaukee	W 92-82	1634
* 1/3/19	YOUNGSTOWN STATE	Wot 99-93	2023
* 1/5/19	CLEVELAND STATE	W 90-89	2470
* 01/10/19	at Detroit Mercy	L 83-101	1405
* 01/12/19	at OAKLAND	L 78-90	3789
* 1/17/19	IUPUI	L 70-76	2655
* 1/19/19	UIC	W 90-85	2321
* 01/24/19	at Northern Ky.	L 65-87	3257
* 1/26/19	at Wright State	L 75-87	6112
* 2/1/19	MILWAUKEE	W 90-74	3720
* 2/7/19	at Cleveland State	W 82-65	1144
* 02/09/19	at Youngstown State	L 77-96	2170
* 2/14/19	OAKLAND	W 66-54	2239
* 2/16/19	DETROIT MERCY	W 82-73	2419
* 02/22/19	at UIC	W 63-62	2191
* 02/24/19	at IUPUI	L 68-79	1429
* 2/28/19	WRIGHT STATE	W 70-67	2281
* 3/2/19	NORTHERN KY.	L 82-86	2889
# 3/5/19	UIC	W 82-77	1727
# 3/11/19	vs Wright State	L 54-66	5280
\$ 3/20/19	at ETSU	W 102-94	2817
\$ 3/26/19	FIU	W 98-68	1341
\$ 3/29/19	CSU BAKERSFIELD	W 80-65	1822
\$ 4/2/19	TEXAS SOUTHERN	Wot 87-86	2269
\$ 4/4/2019	at Marshall	L 70-90	5748

* = Conference game

= Horizon League Tournament

\$ = CollegeInsider.com Tournament (CIT)

2019-20 GREEN BAY MEN'S BASKETBALL - GAME 4: AT WISCONSIN (11.21.19) - @GBPHOENIXMBB

2019-20 GAME-by-GAME BOX SCORES



Official Basketball Box Score - Final
Green Bay at Purdue
 11/20/19 Mackey Arena, West Lafayette
 2019-20 Men's Basketball

Game Time: 12:00 AM
 Game Duration: 2:08
 Attendance: 14,804

Officials: Bo Boroski, Mike Eades, Steve Munkins

Green Bay - 57

Record: 0-1

NO.	Name	Min	FG M-A	3P M-A	FT M-A	Rebounds OR DR TOT	Fouls PF FO	TP	AS	TO	ST	Blocks BS BA	+/-
10	ShanQuan Hemphill	F 10:25	0-1	0-0	0-0	0 1 1	1 0	0	0	2	2	0 0	-17
12	Josh McNair	F 14:58	1-4	0-0	0-0	2 2 4	4 0	2	0	2	0	0 3	-21
15	Manny Patterson	F 23:34	2-4	0-0	1-2	1 3 4	2 1	5	0	1	0	0 0	-28
11	JayQuan McCloud	G 31:13	4-13	1-6	1-3	1 2 3	3 6	10	2	4	0	0 1	-17
21	Kameron Hankerson	G 24:53	6-14	2-3	0-0	2 1 3	3 0	14	3	2	0	0 2	-19
2	Pj Pipes	22:49	2-5	2-4	0-0	0 2 2	1 1	6	0	1	1	0 0	-8
13	Trevian Bell	26:47	1-8	1-2	2-2	1 3 4	1 2	5	1	1	0	1 1	-2
1	Amari Davis	20:43	5-9	0-1	0-2	0 2 2	0 3	10	2	0	1	0 2	-5
33	Cody Schwartz	11:55	0-1	0-1	0-0	1 0 1	2 1	0	0	3	0	0 0	8
30	Hunter Crist	08:12	1-2	0-1	0-0	0 2 2	0 0	2	3	0	0	0 0	1
34	Will Chevalier	04:31	1-2	1-2	0-0	0 0 0	0 0	3	1	0	0	0 0	-2
Team						4 3 7	0	0	0	0	0	0	
Totals			23-63	7-20	4-9	12 21 33	17 14	57	12	16	4	1 9	-22

Technical Fouls: McNair 2nd 18:15Pipes 2nd 6:53

Purdue - 79

Record: 1-0

NO.	Name	Min	FG M-A	3P M-A	FT M-A	Rebounds OR DR TOT	Fouls PF FO	TP	AS	TO	ST	Blocks BS BA	+/-
1	Aaron Wheeler	F 29:45	4-6	2-5	0-0	1 8 9	2 1	10	2	2	0	0 0	31
32	Matt Haarms	F 28:40	5-6	2-2	4-5	4 3 7	1 4	16	3	1	0	7 0	20
2	Eric Hunter Jr.	G 34:23	7-14	1-5	0-0	3 1 4	2 0	15	6	1	0	0 0	23
3	Jahad Proctor	G 37:33	11-17	1-3	3-6	0 5 5	2 5	26	2	1	2	0 1	28
20	Nojel Eastern	G 24:05	3-6	0-0	0-0	0 2 2	2 3	6	1	2	3	1 0	6
11	Isaiah Thompson	22:38	0-5	0-3	0-1	0 3 3	2 1	0	0	1	0	0 0	13
50	Trevion Williams	11:20	1-1	0-0	2-2	0 0 0	3 1	4	2	2	0	1 0	2
12	Evan Boudreaux	11:17	0-4	0-1	2-3	2 3 5	0 1	2	0	0	0	0 0	-11
15	Tommy Luce	00:19	0-0	0-0	0-0	0 0 0	0 0	0	0	0	0	0 0	-2
Team						0 3 3	0	0	0	0	0	0	
Totals			31-61	6-19	11-17	10 28 38	14 16	79	16	11	8	9 1	22

Technical Fouls: NONE

	GRB	PUR
Biggest lead	0 (1 st 20:00)	24 (2 nd 3:36)
Best Scoring Run	8 (1 st 10:15)	12 (2 nd 3:36)
Lead Changes	0	
Times Tied	0	
Time with Lead	00:00	39:15

Points from	GRB	PUR
Turnovers	6	11
Paint	16	44
Second Chance	11	6
Fast Breaks	9	6
Bench	26	6

Shooting By Period
1 st FG% 13-27 48.1%
3PT% 2-10 20.0%
FT% 7-10 70%
2 nd FG% 18-34 52.9%
3PT% 4-9 44.4%
FT% 4-7 57.1%
GM FG% 31-61 50.8%
3PT% 6-19 31.6%
FT% 11-17 64.7%

Dead Ball Rebounds: 4,1



Official Basketball Box Score - Final
Wis-Stout at Green Bay
 11/20/19 Reach Center, Green Bay
 2019-20 Men's Basketball

Game Time: 12:00 AM
 Game Duration: 1:59
 Attendance: 1,841

Officials: Dan Dorian, Jerry Scherzinger, Donnie Olson

Wis-Stout - 64

Record: 0-1

NO.	Name	Min	FG M-A	3P M-A	FT M-A	Rebounds OR DR TOT	Fouls PF FO	TP	AS	TO	ST	Blocks BS BA	+/-
3	Tyreece Alexander	F 20:16	3-6	0-0	0-4	3 1 4	3 3	6	1	1	0	0 0	-31
5	Jon Ciriacs	F 18:13	1-4	1-3	0-0	0 2 2	2 1	3	0	5	2	0 1	-29
0	Jake Horton	G 20:27	3-8	1-5	0-0	0 2 2	2 1	7	2	3	0	0 0	-28
4	Luke Geiger	G 23:00	4-9	2-5	0-0	0 2 2	2 1	12	10	0	1	0 0	-33
23	Cliff McCray	G 16:47	2-7	0-1	2-2	1 5 6	0 1	6	1	4	0	1 1	-10
24	Matt Newman	09:02	0-1	0-0	0-0	0 1 1	1 0	0	0	1	0	0 1	-20
1	Kyle Jackson	18:46	4-10	1-6	1-2	1 6 7	2 5	10	2	8	1	0 0	-19
20	Marcus Hill	09:39	1-2	0-0	1-2	0 2 2	1 1	3	0	0	0	0 0	-11
2	Kaden Koski	08:34	1-5	0-1	0-0	1 1 2	2 0	2	0	0	0	0 0	-16
30	Carson Moe	15:21	2-6	0-2	1-1	1 1 2	2 1	5	0	2	1	0 0	-22
15	Cam Brusselsow	08:13	1-1	0-0	2-2	0 0 0	2 4	1	0	0	0	0 0	-1
31	Zach Miller	07:06	1-1	1-1	0-0	0 1 1	0 0	3	0	1	0	0 0	-7
12	Preston Briggs	07:38	1-2	1-2	0-0	0 0 0	0 0	3	0	2	0	0 0	-11
32	Peter Brey	09:06	1-1	0-0	0-0	0 0 0	1 0	2	1	1	1	0 0	-8
13	Cory Hoglund	04:58	0-0	0-0	0-0	0 0 0	1 0	0	0	1	0	0 0	-11
45	Greyson Carlson	02:54	0-1	0-0	0-0	0 0 0	1 0	0	0	1	0	0 0	2
Team						0 0 0	0	0	0	0	0	0	
Totals			25-64	7-26	7-13	7 24 31	21 17	64	8	31	8	1 5	-51

Technical Fouls: NONE

Green Bay - 115

Record: 1-1

NO.	Name	Min	FG M-A	3P M-A	FT M-A	Rebounds OR DR TOT	Fouls PF FO	TP	AS	TO	ST	Blocks BS BA	+/-
12	Josh McNair	F 20:27	6-7	0-0	1-4	2 5 7	2 3	13	2	4	2	1 0	31
15	Manny Patterson	F 13:49	4-6	0-0	1-2	8 2 10	0 2	9	1	2	0	2 1	10
2	Pj Pipes	G 23:40	6-10	3-6	2-2	1 6 7	2 2	17	3	1	4	0 0	25
11	JayQuan McCloud	G 27:32	5-11	0-3	1-1	0 5 5	0 2	11	6	5	3	0 0	42
21	Kameron Hankerson	G 21:08	5-13	1-3	0-0	1 0 1	0 2	11	3	2	0	0 0	30
1	Amari Davis	17:17	7-9	0-0	1-4	1 0 1	5 2	15	2	0	2	0 0	28
13	Trevian Bell	19:33	1-6	0-3	2-2	0 2 2	3 1	4	0	4	0	0 0	20
33	Cody Schwartz	22:36	5-10	2-4	5-6	2 8 10	1 3	17	1	3	2	2 0	37
30	Hunter Crist	23:46	2-4	1-3	3-4	0 3 3	1 2	8	3	0	2	0 0	24
34	Will Chevalier	10:12	2-4	2-3	4-4	1 2 3	1 2	10	0	0	0	0 0	8
Team						3 2 5	0	0	0	0	0	0	
Totals			43-80	9-25	20-29	19 35 54	17 21	115	21	21	15	5 1	51

Technical Fouls: NONE

	Stout	GB
Biggest lead	0 (1 st 20:00)	54 (2 nd 3:13)
Best Scoring Run	8 (1 st 9:58)	13 (1 st 4:39)
Lead Changes	0	
Times Tied	0	
Time with Lead	00:00	30:34

Points from	Stout	GB
Turnovers	18	41
Paint	32	54
Second Chance	8	21
Fast Breaks	9	48
Bench	32	54



Official Basketball Box Score - Final
Green Bay at New Mexico
 11/14/19 Dreamstyle Arena (The Pit), Albuquerque
 2019-20 Men's Basketball

Game Time: 2:00 AM
 Game Duration: 1:48
 Attendance: 10,137

Officials: John Higgins, Gerry Polard, Marques Pettigrew

Green Bay - 78

Record: 1-2

NO.	Name	Min	FG M-A	3P M-A	FT M-A	Rebounds OR DR TOT	Fouls PF FO	TP	AS	TO	ST	Blocks BS BA	+/-
12	Josh McNair	F 13:33	1-2	0-0	1-2	0 1 1	4 1	3	2	1	1	0 0	-7
15	Manny Patterson	F 07:02	0-1	0-0	2-2	1 2 3	3 1	2	0	1	1	0 0	-11
2	Pj Pipes	G 28:25	7-11	3-6	0-0	0 2 2	3 0	17	3	1	2	0 0	4
11	JayQuan McCloud	G 34:57	7-20	3-13	2-2	1 2 3	0 2	19	7	0	0	0 0	49
21	Kameron Hankerson	G 29:37	4-12	1-4	0-0	1 1 2	1 9	3	4	1	1	0 0	-13
33	Cody Schwartz	12:56	2-2	2-2	0-0	1 1 2	4 1	6	2	0	1	0 0	7
1	Amari Davis	19:30	3-9	0-0	3-4	2 6 8	2 2	9	2	3	0	0 0	6
13	Trevian Bell	28:07	6-14	1-4	0-1	2 3 5	1 1	13	3	3	0	0 2	-9
34	Will Chevalier	18:22	0-4	0-0	0 7 7	2 2	0 0	1	0	1	0	1 0	-10
30	Hunter Crist	07:31	0-0	0-0	0-0	0 0 0	2 1	0	0	2	0	0 0	-15
Team						2 4 6	0	0	0	0	0	0	
Totals			30-75	10-33	8-11	9 29 38	23 12	78	22	16	6	2 2	-15

Technical Fouls: NONE

New Mexico - 93

Record: 3-0

NO.	Name	Min	FG M-A	3P M-A	FT M-A	Rebounds OR DR TOT	Fouls PF FO	TP	AS	TO	ST	Blocks BS BA	+/-
15	Carlton Bragg	F 28:46	4-10	0-1	3-4	3 13 16	2 4 11	0	2	0	1	0	15
2	Vance Jackson	G 21:20	1-8	0-4	2-3	1 4 5	2 2 4	2 3	2	0	0	0	3
5	Jaquan Lyle	G 30:50	9-16	5-9	8-8	0 5 5	3 5 31	5 7	1	0	0	11	
10	Makuauch Maluach	G 29:37	6-7	2-2	2-2	1 0 1	2 2 16	2 2	1	0	0	16	
11	JJ Caldwell	G 31:53	0-5	0-1	3-5	0 4 4	0 5 3	6 1	4	0	1	11	
0	Zane Martin	16:42	3-8	0-1	3-4	0 3 3	1 3 9	2 1	2	0	0	6	
1	Corey Manigault	18:42	4-5	0-0	1-2	1 3 1	2 0 9	1 0	1	0	1	5	
3	Keith McGee	14:48	2-4	1-3	0-0	2 1 3	2 0 5	0 0	2	0	0	-2	
4	Tavian Percy	07:22	2-2	1-1	0-0	0 2 2	0 0 5	0 0	0	0	0	0	10
Total													
Totals			31-65	9-22	22-28	10 4 5	0 13 23	93	18	18	0	2 2	15

2019-20 COMBINED STATISTICS

Game Records

Record	Overall	Home	Away	Neutral
ALL GAMES	1-2	1-0	0-2	0-0
CONFERENCE	0-0	0-0	0-0	0-0
NON-CONFERENCE	1-2	1-0	0-2	0-0

Score by Periods

Team	1st	2nd	OT	TOT
Green Bay	115	135	0	250
Opponents	117	119	0	236

Team Box Score

No.	Player				Total		3-Point		F-Throw		Rebounds											
		GP-GS	MIN	AVG	FG-FGA	FG%	3FG-FGA	3FG%	FT-FTA	FT%	OFF	DEF	TOT	AVG	PF	DQ	A	TO	BLK	STL	PTS	AVG
2	PIPES, Pj	3-2	74:54	25.0	15-26	.577	8-16	.500	2-2	1.000	1	10	11	3.7	6	0	6	3	0	7	40	13.3
11	MCCLOUD, JayQuan	3-3	93:42	31.2	16-44	.364	4-22	.182	4-6	.667	2	9	11	3.7	3	0	15	9	0	3	40	13.3
21	HANKERSON, Kameron	3-3	75:38	25.2	15-39	.385	4-10	.400	0-0	.000	3	2	5	1.7	7	0	9	8	1	1	34	11.3
1	DAVIS, Amari	3-0	57:30	19.2	15-27	.556	0-1	.000	4-10	.400	3	8	11	3.7	7	1	6	3	0	3	34	11.3
33	SCHWARTZ, Cody	3-0	47:27	15.8	7-13	.538	4-7	.571	5-6	.833	4	9	13	4.3	7	0	3	6	2	3	23	7.7
13	BELL, Trevian	3-0	74:27	24.8	8-28	.286	2-9	.222	4-5	.800	3	8	11	3.7	5	0	4	8	1	0	22	7.3
12	MCNAIR, Josh	3-3	48:58	16.3	8-13	.615	0-0	.000	2-6	.333	4	8	12	4.0	10	0	4	7	1	3	18	6.0
15	PATTERSON, Manny	3-3	44:25	14.8	6-11	.545	0-0	.000	4-6	.667	10	7	17	5.7	5	0	1	4	2	1	16	5.3
34	CHEVALIER, Will	3-0	33:05	11.0	3-10	.300	3-9	.333	4-4	1.000	1	9	10	3.3	3	0	1	1	1	0	13	4.3
30	CRIST, Hunter	3-0	39:29	13.2	3-6	.500	1-4	.250	3-4	.750	0	5	5	1.7	3	0	6	2	0	2	10	3.3
10	HEMPHILL, ShanQuan	1-1	10:25	10.4	0-1	.000	0-0	.000	0-0	.000	0	1	1	1.0	1	0	0	2	0	2	0	0.0
Team											9	9	18									
Total		3	600		96-218	.440	26-78	.333	32-49	.653	40	85	125	41.7	57	1	55	53	8	25	250	83.3
Opponents		3	600		87-190	.458	22-67	.328	40-58	.690	27	89	116	38.7	48	-	42	60	12	24	236	78.7

Team Statistics

	GB	OPP
Scoring	250	236
Points per game	83.3	78.7
Scoring margin	+4.7	-
Field goals-att	96-218	87-190
Field goal pct	.440	.458
3 point fg-att	26-78	22-67
3-point FG pct	.333	.328
3-pt FG made per game	8.7	7.3
Free throws-att	32-49	40-58
Free throw pct	.653	.690
F-Throws made per game	10.7	13.3
Rebounds	125	116
Rebounds per game	41.7	38.7
Rebounding margin	+3.0	-
Assists	55	42
Assists per game	18.3	14.0
Turnovers	53	60
Turnovers per game	17.7	20.0
Turnover margin	+2.3	-
Assist/turnover ratio	1.0	0.7
Steals	25	24
Steals per game	8.3	8.0
Blocks	8	12
Blocks per game	2.7	4.0
Winning streak	0	-
Home win streak	1	-
Attendance	1541	24941
Home games-Avg/Game	1-1541	2-12471
Neutral site-Avg/Game	-	0-0

Team Results

Date	Opponent		Score	Att.
11/06/2019	at Purdue	L	57-79	14804
11/09/2019	Wis.-Stout	W	115-64	1541
11/13/2019	at New Mexico	L	78-93	10137