

# WISCONSIN BASKETBALL

24 NCAA TOURNAMENT APPEARANCES ■ 4 FINAL FOURS ■ 18 BIG TEN CHAMPIONSHIPS ■ 21 CONSENSUS ALL-AMERICANS

## WISCONSIN BADGERS

3-1, 0-0 BIG TEN



**Rankings (AP/Coaches):** RV/RV  
**Head Coach:** Greg Gard  
**Record at Wisconsin:** 83-48 (5th)  
**Overall Record:** 83-48 (5th)

VS

## GREEN BAY PHOENIX

1-2, 0-0 HORIZON



**Rankings (AP/Coaches):** --/--  
**Head Coach:** Linc Darner  
**Record at Green Bay:** 76-66 (5th)  
**Overall Record:** 368-183 (18th)

THURSDAY, NOV. 21 ■ 8 PM (CT) ■ MADISON, WIS. ■ KOHL CENTER (17,237) ■ BTN

### BADGERS WRAP UP HOMESTAND AGAINST GREEN BAY

- Winners of 12 straight non-conference home games, including a 77-61 win over Marquette on Sunday, Wisconsin wraps up a four-game homestand against Green Bay on Thursday.
- Thursday's game is the second of two home regional games for the Roman Legends Classic Tournament -- UW also defeated McNeese State, 83-63. The Badgers then travel to Brooklyn to take on Richmond and either Auburn or New Mexico next week.
- Wisconsin's win over Marquette was No. 300 at the Kohl Center (300-51, .855 all-time), a venue that opened in Jan. of 1998. The Badgers' .855 win percentage is the 9th-highest among all NCAA Div. 1 venues.



Through 4 games, Brad Davison leads UW and ranks 10th in the Big Ten averaging 15.8 ppg. He's also 2nd on the team with 8 ast and leads the Badgers with 6 stl.

### FAST BREAK FACTS

- In his 5th season at helm, **Greg Gard** has led the Badgers to a mark of 83-48 (.634) overall, the 3rd-highest win percentage in program history.  
 Under Gard, UW has tallied 4 wins over top-5 teams, the most in the Big Ten during that span. UW has 7 wins over AP Top 10 teams (7-8, .467).
- The Badgers return 6 of their top 8 scorers from a year ago when they went 23-11 overall and 14-6 in the Big Ten, earning a No. 5 seed in the 2019 NCAA Tournament.  
 In total, Wisconsin returns 61.9% (1,443 of 2,333 points) of its scoring from last season, led by returning starters **D'Mitrik Trice** (11.6 ppg), **Brad Davison** (10.5 ppg) and **Nate Reuvers** (7.9 ppg). UW returns 69.7% of its minutes played (4,828 of 6,924).
- UW has displayed balanced scoring this season, with 6 different players averaging at least 8.0 points per game. The last time UW had at least 6 averaging 8.0+ ppg was in 1995-96.
- Wisconsin leads the Big Ten shooting 81.7% (67-for-82) at the free throw line this season, averaging 20.5 FTAs per game. Both are improvements from a year ago when the Badgers shot 64.8% and averaged 15.6 FTAs per game.
- The Badgers rank 29th in the NCAA in adjusted defensive efficiency according to KenPom.com. UW has finished among the NCAA's top-15 in defensive efficiency in 3 of Gard's 4 seasons (#4 in 2018-19).
- Gard has led the Badgers to the NCAA tournament in 3 of his first 4 seasons as head coach, making him one of only 10 active coaches to do so.  
**Gard (Wisconsin)**, Jim Boeheim (Syracuse), Mark Few (Gonzaga), Bob Huggins (West Virginia), Lon Kruger (Oklahoma), Matt Painter (Purdue), Steve Prohm (Iowa State), Bill Self (Kansas), Mike White (Florida) and Roy Williams (North Carolina).
- Wisconsin is 1 of just 5 teams to participate in 20 of the last 21 NCAA tournaments, joined by Duke, Kansas, Michigan State & Gonzaga.  
 The Badgers are 1 of 3 teams to reach the Sweet 16 in 6 of the last 9 seasons (2011, 2012, 2014, 2015, 2016 and 2017).  
 Kansas and Kentucky are the only other 2 schools to reach 6 of the last 9 seasons.
- UW players have earned 16 first-team All-Big Ten honors over the last 18 seasons. That is 3 more than any other team in the conference.

### WISCONSIN'S POTENTIAL STARTERS

No.	Name	Pos.	Yr.	Pts.	Reb.	Ast.	FG%	3FG%	FT%
0	<b>D'MITRIK TRICE</b>	G	Jr.	8.0	3.0	2.3	.387	.353	1.000
Honorable Mention All-Big Ten last season; scored 10 pts and matched career high with 3 steals vs. Marquette									
2	<b>ALEEM FORD</b>	F	R-Jr.	11.5	4.5	1.0	.450	.263	.714
Scored 12 pts, matched career high in reb (7) vs. Marquette; 3rd straight game in double figures, 12th career									
23	<b>KOBE KING</b>	G	R-So.	11.3	4.3	0.5	.409	.333	.714
Scored in double figures 2 straight games, including career high 18p and 6r vs. EIU; 15-21 FTs this season									
34	<b>BRAD DAVISON</b>	G	Jr.	15.8	3.3	2.0	.550	.385	.933
67 career starts in 71 games played; has scored 15+ pts in 3 of 4 games, inc. game-high 24 pts vs. McNeese									
35	<b>NATE REUVERS</b>	F	Jr.	14.0	6.3	0.7	.409	.333	.842
8th in NCAA with 3.8 blocks per game; scored in double figures all 4 games this season (22 vs. Saint Mary's)									

### 2019-20 SCHEDULE

Nov. 1	<b>UW-LA CROSSE</b> (Ex.)	W, 82-53
Nov. 5	vs. #20 Saint Mary's^	L, 63-65 (ot)
Nov. 8	<b>EASTERN ILLINOIS</b>	W, 65-52
Nov. 13	<b>MCNEESE STATE</b>	W, 83-63
Nov. 17	<b>MARQUETTE</b>	W, 77-61
Nov. 21	<b>GREEN BAY</b>	8 p.m.

### LEGENDS CLASSIC - BROOKLYN, NY

Nov. 25	vs. Richmond*	6 p.m.
Nov. 26	vs. Auburn/New Mexico*	4/6:30 p.m.

Dec. 4	at NC State	8:15 p.m.
Dec. 7	<b>INDIANA</b>	3:30 p.m.
Dec. 11	at Rutgers	6 p.m.
Dec. 21	<b>MILWAUKEE</b>	4 p.m.
Dec. 28	at Tennessee [20]	TBA
Dec. 31	<b>RIDER</b>	6 p.m.
Jan. 3	Ohio State [10]	6 p.m.
Jan. 8	<b>ILLINOIS</b>	8 p.m.
Jan. 11	at Penn State	TBA
Jan. 14	<b>MARYLAND</b> [6]	8 p.m.
Jan. 17	Michigan State [3]	6 p.m.
Jan. 21	<b>NEBRASKA</b>	8 p.m.
Jan. 24	at Purdue	6 p.m.
Jan. 27	at Iowa	7:30 p.m.
Feb. 1	<b>MICHIGAN STATE</b> [3]	Noon
Feb. 5	at Minnesota	8 p.m.
Feb. 9	<b>OHIO STATE</b> [10]	Noon
Feb. 15	at Nebraska	1:15 p.m.
Feb. 18	<b>PURDUE</b>	6 p.m.
Feb. 23	<b>RUTGERS</b>	Noon
Feb. 27	at Michigan	6 p.m.
Mar. 1	<b>MINNESOTA</b>	5:30 p.m.
Mar. 4	<b>NORTHWESTERN</b>	8 p.m.
Mar. 7	at Indiana	11 a.m.

### BIG TEN TOURNAMENT - Chicago, Ill.

Mar. 11-15	at Big Ten Tournament
------------	-----------------------

### NCAA TOURNAMENT

Mar. 17-18	First Four
Mar. 19-22	Rounds 1-2
Mar. 26-29	Sweet 16 / Elite 8
April 4-6	Final Four (Atlanta, Ga.)

^ Sanford Pentagon (Sioux Falls, S.D.)

\* Barclay's Center (Brooklyn, N.Y.)

Home games in **BOLD CAPS**

### FOLLOW THE #BADGERS

#### TV: BTN

App: FOX Sports | Online: FOXSports.com

- Play-by-Play: Lisa Byington
- Analyst: Brian Butch

#### RADIO: BADGER SPORTS NETWORK

App: iHeartRadio | Satellite: SiriusXM 372

- Play-by-Play: Matt Lepay
- Analyst: Mike Lucas

#### SOCIAL MEDIA: #ONWISCONSIN

- Twitter: @BadgerMBB
- Instagram: badgermbb
- Facebook: /WisconsinMensBasketball
- YouTube: /WisconsinBadgers

## BASKETBALL COMMUNICATIONS

## GENERAL INFORMATION

- Address: 1440 Monroe Street, Madison, WI 53711
- Website: UWBadgers.com
- Press Box Phone: (608) 262-7766

## BRANDON HARRISON — PRIMARY

- Phone: (608) 279-8653
- Email: bah@athletics.wisc.edu
- Twitter: @BrandonHarrison



## PATRICK HERB — DIR. BRAND STRATEGY

- Phone: (608) 957-2085
- Email: pah@athletics.wisc.edu
- Twitter: @PatrickHerb



## MEDIA RESOURCES

## CREDENTIAL APPLICATIONS

- www.sportssystem.com/Wisconsin

## BIG TEN MEDIA EMAIL LIST

- office.bigten.org/media

## WISCONSIN BASKETBALL RECORD BOOK

- go.wisc.edu/MBBRecordBook

## WIRELESS INTERNET ACCESS (KOHL CENTER)

- BadgerWiFi (connect and register with email address)

## LIVE STATS - STATBROADCAST (KOHL CENTER)

- Wisconsin.StatBroadcast.com (password: buckybadger)

## OFFICIAL SOCIAL MEDIA CHANNELS

- Twitter: @BadgerMBB
- Instagram: @badgermbb
- Facebook: /WisconsinMensBasketball
- YouTube: /WisconsinBadgers

## RADIO

- Radio Station: WIBA (1310 AM)

## Play-by-Play Announcer: Matt Lepay

Address: P.O. Box 99  
Madison, WI 53701  
Phone: 608-274-5450

## Color Analyst: Mike Lucas

Address: 1440 Monroe St.  
Madison, WI 53711  
Phone: 608-252-6474

**Credentials:** 2019-20 Wisconsin Basketball credentials must be requested online: [www.sportssystem.com/Wisconsin](http://www.sportssystem.com/Wisconsin)

Contact Brandon Harrison with questions (608-279-8653). Approved credentials will be either mailed or made available at the Brand Communications Office or with the parking attendant (white vehicle) at the entrance to Lot 46 on Frances Street, one block north of the Kohl Center

## BALANCED BADGERS

■ The Badgers had 6 players score in double figures in their 77-61 win over Marquette. That was the first time UW featured that much balance since a 93-84 win over Marquette on Dec. 10, 2016.

■ Wisconsin's top 6 scorers are all averaging at least 8.0 ppg:

- **Brad Davison** (15.8 ppg), **Nate Reuvers** (14.0), **Aleem Ford** (11.5), **Kobe King** (11.3), **Brevin Pritzl** (9.3) and **D'Mitrik Trice** (8.0).

■ The last time UW had at least 6 players averaging 8.0+ ppg was in 1995-96, when Sam Okey (13.2), Mosezell Peterson (11.5), Sean Daugherty (10.4), Darnell Hoskins (9.4), Hennssy Auriantal (8.7) and Sean Mason (8.6) all did.

■ UW has had a different player lead the team in scoring in each of its first 4 games.

## REUVERS ON THE RISE

■ With the departure of Ethan Happ, **Nate Reuvers** figures to take on a bigger workload for Wisconsin this season. So far, the junior forward has shown he's ready for the role.

■ Reuvers has scored in double figures all four games this season, including a career high 22 points vs. #20 Saint Mary's

■ Reuvers ranks 2nd in the Big Ten and 8th in the nation with 3.8 blocks per game, while 18th in the B1G in scoring (14.0 ppg).

■ vs. EU, Reuvers finished 1 block shy of his first career triple-double: 14 points, career-high 14 rebounds and 9 blocks.

- He's the first B1G player since at least 1996-97 with 14 pts, 14 reb and 9 blk in a game.

■ Reuvers matched a UW record with 9blks, equaling his 9-blk effort last season vs. Stanford and Brad Sellers (9 vs. Toledo, 1982).

■ With 15 blocks in 4 games, Reuvers now has 101 in his career, surpassing Marcus Brown for sole possession of 8th place on UW's all-time list.

- He is 2 blocks from passing Kurt Portmann (102) for 7th and only 53 away from Ethan Happ's school record 154 blocked shots.

## WHO'S NEXT AT WISCONSIN?

■ Wisconsin basketball is built on player development and a tradition of having its next star player waiting in the wings.

■ Including Ethan Happ last season, Wisconsin players have earned 16 first-team all-conference honors during the last 18 seasons – no Big Ten team has had more. The Badgers have boasted a first-team All-Big Ten player in 8 of the last 9 seasons.

2019 Ethan Happ	2008 Brian Butch
2018 Ethan Happ	2007 Alando Tucker
2017 Ethan Happ	2006 Alando Tucker
2016 Nigel Hayes	2005 Mike Wilkinson
2015 Frank Kaminsky	2004 Devin Harris
2014 Frank Kaminsky	2003 Kirk Penney
2012 Jordan Taylor	2002 Kirk Penney
2011 Jordan Taylor	
Jon Leuer	



## 4 MOORE

On the night of May 25th, our Wisconsin basketball family was forever changed. Assistant coach Howard Moore and his family were involved in a horrific auto accident that claimed the lives of Moore's wife, Jen, and 9-year old daughter, Jaidyn.

■ His 13-year old son, Jerell, survived with minor injuries, while Moore sustained severe burns and later endured a heart attack that has left him facing a long and challenging recovery.

■ Throughout the season, our team will be honoring the Moore family through a simple motto:

## DO MOORE. BE MOORE. 4 MOORE.

■ The number 4 represents the four members of the family. The six words represent far more than a saying, but instead a symbol of strength and an inspiration for how to live our lives.

■ Our game uniforms will feature a "4MOORE" patch, (includes the names of Jen and Jaidyn). Also featuring on shooting shirts & wristbands.

■ An assistance fund has been established with the name "The Howard Moore Family Fund." Text the word "MOORE," to 69050 to donate.

■ During that same time span, Wisconsin has also produced 76 Academic All-Big Ten honors, a figure that trails only Purdue and Northwestern in the Big Ten over that span.

## DAVISON TAKES THE LEAD

■ Team captain **Brad Davison** is leading the Badgers on the court as well as off. Through 4 games, Davison leads UW and ranks 10th in the Big Ten averaging 15.8 ppg. He is also 2nd on the team with 8 assists and leads the Badgers with 6 steals.

■ Davison paces the Badgers in every shooting category on the year.

- Shooting 55.0% overall, including 17-for-27 on 2-point shots
- Shooting 38.5% from 3-point range, going 5-for-13
- Shooting 93.3% from the foul line (14-15)














■ In the win over McNeese State, Davison scored a season-high 24 points on 7-for-8 shooting overall, 3-for-4 from 3-point range and 7-for-7 at the FT line.

■ Davison reached the 20-point threshold for the 6th time in his career. Davison also matched his career-high with 4 steals.

■ In Sunday's win over Marquette, Davison led six Badgers in double-figure scoring (15), while adding 3 rebounds, 2 assists and 1 steal.

■ Davison has scored 819 career points, 181 away from becoming the 43rd 1,000-point scorer in UW history.

## SCHEDULE AHEAD: BADGERS CONTINUE IN-STATE CHALLENGE, HOST GREEN BAY

												
<b>Ex: UWL</b> Nov. 1	<b>v. Saint Mary's</b> Nov. 5	<b>E. ILLINOIS</b> Nov. 8	<b>McNEESE ST</b> Nov. 13	<b>MARQUETTE</b> Nov. 17	<b>GREEN BAY</b> Nov. 21	<b>v. Richmond</b> Nov. 25	<b>v. TBD</b> Nov. 26	<b>at NC State</b> Dec. 4	<b>INDIANA</b> Dec. 7	<b>at Rutgers</b> Dec. 11	<b>MILWAUKEE</b> Dec. 21	<b>at Tennessee</b> Dec. 28
W, 82-53	L, 63-65 (OT)	W, 65-52	W, 83-63	W, 77-61	8 p.m. BTN	6 p.m. ESPN2	TBD ESPN/2	8:15 p.m. ESPN2	3:30 p.m. BTN	6 p.m. BTN	4 p.m. BTN	TBA

### CHARTING THE BADGERS

#### CAREER GAMES PLAYED

	Games	Starts	Cons. Starts
Brevin Pritzl	95	23	0
D'Mitrik Trice	85	50	38
Brad Davison	71	67	67
Aleem Ford	68	24	4
Nate Reuvers	66	53	39
Kobe King	47	4	3
Trevor Anderson*	32	20	0
Owen Hamilton**	27	0	0
Walt McGrory	23	0	0
Michael Ballard	13	0	0
Joe Hedstrom	4	0	0
Tyler Wahl	4	0	0
Samad Qawi	3	0	0
Courtland Cuevas	2	0	0
Carter Higginbottom	1	0	0

\*20 GAMES/STARTS AT GREEN BAY | \*27 GAMES AT NIU

#### DOUBLE-DIGIT POINTS

	Career	'19-20	Cons.
Brad Davison	42 (26-16)	3 (2-1)	2
D'Mitrik Trice	31 (21-10)	2 (1-1)	1
Brevin Pritzl	22 (16-6)	2 (2-0)	2
Nate Reuvers	20 (12-8)	4 (3-1)	4
Aleem Ford	12 (9-3)	3 (3-0)	3
Kobe King	7 (5-2)	2 (2-0)	2

#### 20-POINT SCORING GAMES

	Career	'19-20	Cons.
Brad Davison	6 (3-3)	1 (1-0)	0
D'Mitrik Trice	4 (4-0)	0 (0-0)	0
Nate Reuvers	2 (1-1)	1 (0-1)	0
Brevin Pritzl	1 (1-0)	0 (0-0)	0

#### 30-POINT SCORING GAMES

	Career	'19-20	Cons.
Brad Davison	1 (0-1)	0	0

#### DOUBLE-DIGIT REBOUNDS

	Career	'19-20	Cons.
Brevin Pritzl	2 (2-0)	1 (1-0)	1
Nate Reuvers	2 (2-0)	1 (1-0)	0

#### DOUBLE-DIGIT ASSISTS

	Career	'19-20	Cons.
None Active	--	--	--

#### DOUBLE-DOUBLES

	Career	'19-20	Cons.
Nate Reuvers	2 (2-0)	1 (1-0)	0
Brevin Pritzl	1 (1-0)	1 (1-0)	1

#### TRIPLE-DOUBLES

	Career	'19-20	Cons.
None Active	--	--	--

#### 2019-20 LINEUP RECORD

Trice, Davison, King, Ford, Reuvers	3-1
Trice, Davison, Pritzl, Ford, Reuvers	1-0

### SERIES VS. GREEN BAY

Other than last season's one-year hiatus, Wisconsin and Green Bay renew a rivalry that has been played every year since 1999 and Thursday's contest will mark the 25th meeting all-time. The Badgers own a 23-1 record against Green Bay, going 20-0 in Madison.

■ Greg Gard's first game as head coach was against Green Bay, an 84-79 win on Dec. 23, 2015. Gard is 3-0 all-time against Green Bay.

■ Wisconsin has won each of the last 8 meetings with Green Bay by an average of 15.0 points per game.

■ Since the regular meetings began in 1999, Green Bay is averaging 58.2 ppg against UW and has scored more than 62 points just 3 times (2009, 2013 and 2015).

■ The match-up with Green Bay is game 2 of Wisconsin's three-game series with the other in-state foes. The Badgers defeated Marquette, 77-61, on Nov. 17 and will host Milwaukee, on Dec. 21.

■ UW is 5-2 against in-state opponents under Greg Gard and has gone 44-11 (.800) in such games dating back to 2000.

■ A total of 6 current Badgers have seen action against Green Bay:

PLAYER	GM	PTS	REB	AST	MPG
Davison	1	18.0	3.0	1.0	28.0
Ford	1	9.0	2.0	0.0	21.0
Reuvers	1	9.0	2.0	1.0	18.0
Pritzl	1	6.0	7.0	4.0	31.0
Trice	1	6.0	0.0	3.0	24.0
McGrory	1	4.0	6.0	1.0	21.0

### LAST MEETING: UW 81, GB 60

DEC. 23, 2017 | KOHL CENTER

**MADISON, WIS.** — Wisconsin made its first 10 shots and jumped to a double-digit lead in the first 4 minutes and never looked back in an 81-60 win at the Kohl Center.

■ The Badgers shot 53.6% from the field, including 61.3% (19-for-31) in the first half. UW also owned decided advantages in points in the paint (46-14) and rebounds (40-20).

■ The freshmen trio of **Brad Davison**, **Aleem Ford** and **Nate Reuvers** combined for 36 points. Davison scored a team-high 18 points, while Ford and Reuvers each had 9.

■ Ethan Happ finished with 14 points and 8 rebounds in a season-low 22 minutes. Junior Khalil Iverson added 12 points on a perfect 5-for-5 shooting from the field.

### HISTORY VS. GREEN BAY

- Overall: WIS leads, 23-1
- In Madison: WIS leads, 20-0
- Gard vs. GB: 3-0
- Active Streak: UW won last 8



#### ALL-TIME MEETINGS (UW leads 23-1)

Date	Result	Score	Location
12/6/80	W	68-66	Madison
12/5/81	W	77-65	Madison
12/5/92	W	70-65	Madison
12/8/93	W	64-50	Madison
11/30/94	W	61-57	Madison
12/8/99	W	55-34	Madison
12/6/00	W	61-53	Green Bay
12/1/01	W	70-57	Madison
11/30/02	W	69-52	Green Bay
12/10/03	W	73-57	Madison
12/7/04	W	65-55	Madison
12/7/05	W	82-62	Madison
11/15/06	W	79-62	Madison
12/15/07	W	70-52	Madison
12/13/08	W	77-57	Madison
12/9/09	L	84-88 (ot)	Green Bay
12/13/10	W	70-56	Madison
12/7/11	W	70-42	Madison
12/12/12	W	65-54	Madison
11/16/13	W	69-66	Green Bay
11/19/14	W	84-60	Madison
12/23/15	W	84-79	Madison
12/14/16	W	73-59	Madison
12/23/17	W	81-60	Madison

### LAST MEETING: UW 81, GB 60

DEC. 23, 2017 | KOHL CENTER

Green Bay 60 • 5-8, 0-0												
		Total	3-Pr	Rebounds		PF	TP	A TO	Blk	Stl	Min	Deadball
##	Player	FG-FGA	FG-FGA	FT-FTA	Off Def Tot							
00	Patterson, Manny	0-3	0-0	2-2	1 1 2	4	2	0	0	1	0	18
42	Jespersen, David	1-2	0-1	0-0	1 3 4	0	2	1	2	0	0	20
01	Cohen III, Sandy	5-8	0-2	3-3	0 3 3	3	13	3	4	0	0	29
03	Small, Khalil	4-11	1-2	3-4	0 3 3	3	12	2	2	0	2	25
21	Hankerson, Kameron	1-5	0-1	0-0	0 0 0	1	2	1	2	0	2	25
00	Parham, TJ	3-4	3-3	0-0	0 0 0	1	11	0	0	0	0	7
02	Pipes, PJ	4-7	1-2	2-2	0 1 1	4	9	0	2	0	0	18
11	Balins, Sukhot	1-2	0-1	2-4	0 0 0	1	4	1	0	0	1	14
13	Bell, Trevian	1-4	1-2	0-0	0 2 2	2	3	0	0	0	1	20
30	Crist, Hunter	0-3	0-1	2-2	0 1 1	2	3	2	2	0	2	17
34	Chevalier, Will	0-1	0-1	0-0	0 1 1	0	0	0	0	0	0	7
Team					3 0 3							
Totals		20-50	6-16	14-17	5 15 20	21	60	11	14	1	8	200
FG % 1st Half: 8-22 36.4% 2nd Half: 12-28 42.9% Game: 20-50 40.0%												
3FG % 1st Half: 3-6 50.0% 2nd Half: 4-10 40.0% Game: 6-16 37.5%												
FT % 1st Half: 6-6 100.0% 2nd Half: 8-11 72.7% Game: 14-17 82.4%												
Wisconsin 81 • 6-7, 1-1												
		Total	3-Pr	Rebounds		PF	TP	A TO	Blk	Stl	Min	Deadball
##	Player	FG-FGA	FG-FGA	FT-FTA	Off Def Tot							
02	Ford, Aleem	3-5	2-2	1-2	0 2 2	0	9	0	1	0	1	21
21	Iverson, Khalil	5-5	0-0	2-2	0 2 2	3	12	2	4	2	1	24
22	Happ, Ethan	7-9	0-0	0-0	2 6 8	1	14	3	1	1	0	22
01	Pritzl, Brevin	2-8	1-4	1-2	4 3 7	2	6	4	0	1	3	31
04	Davison, Brad	7-14	1-7	3-3	1 2 3	2	28	1	2	0	0	28
03	McGrory, Walt	0-2	0-1	4-4	0 0 0	6	6	2	1	0	0	21
04	Ferris, Matt	0-0	0-0	0-0	0 0 0	0	0	0	0	0	0	2
02	Moesch, Aaron	1-1	0-0	2-2	0 0 0	0	4	1	2	0	0	6
11	Van Vleet, Andy	2-2	1-1	0-0	1 1 1	0	5	0	0	0	0	2
15	Thomas, Charles	0-0	0-0	0-0	1 1 2	0	0	0	1	0	0	3
03	Schlundt, T.J.	0-3	0-0	0-0	0 1 1	0	0	0	0	0	0	14
05	Ilkkanen, Alex	0-0	0-0	0-0	1 2 3	2	0	0	0	0	0	8
35	Reuvers, Nate	3-7	0-1	3-3	0 2 2	0	9	1	2	2	0	18
Team					3 0 3							
Totals		30-56	5-19	16-20	13 27 40	13	81	13	15	6	5	200
FG % 1st Half: 15-31 48.4% 2nd Half: 11-25 44.0% Game: 30-56 53.6%												
3FG % 1st Half: 3-7 42.9% 2nd Half: 3-12 25.0% Game: 5-19 26.3%												
FT % 1st Half: 4-6 66.7% 2nd Half: 12-14 85.7% Game: 16-20 80.0%												
Officials: Lamont Simpson, Larry Sciotto, Eric Curry												
Technical Fouls: Green Bay-None, Wisconsin-None												
Attendance: 17287												
Score by periods		1st	2nd	Total								
Green Bay		24	36	60								
Wisconsin		44	37	81								
Points		In	Off	2nd	Fast							
Green Bay		14	19	2	15	29	2	15	29	2	15	29
WIS		46	22	10	6	22	10	6	22	10	6	22

## SITUATIONAL RECORDS

	2019-20	Under Gard
Ahead at the half	3-0	62-8
Behind at the half	0-1	18-36
Tied at the half	0-0	2-4
FG% of .450 or more	1-0	52-9
FG% less than .450	2-1	30-39
Better FG% than opp.	3-1	72-11
Worse FG% than opp.	0-0	11-36
Same FG% as opp.	0-0	0-1
Opp. FG% less than 45%	2-1	64-20
3FG% of 40% or more	1-0	37-7
3FG% less than 40%	2-1	45-41
Try more than 20 3FGs	2-0	37-23
Try 20 or fewer 3FGs	1-1	45-25
Make at least 70% FT	3-1	39-19
Try at least 20 FTs	2-1	40-12
Try fewer than 20 FTs	1-0	41-35
Out-rebound opponent	3-0	54-14
Tied or out-rebounded	0-1	28-34
Same or fewer TOs than opp.	3-1	62-29
More TOs than opp.	0-0	20-19
Commit fewer than 12 TOs	2-0	56-25
Commit 12 or more TOs	1-1	26-22
Score fewer than 50 pts.	0-0	1-2
Score 50-59 points	0-0	4-21
Score 60-69 points	1-1	25-15
Score 70-79 points	1-0	32-7
Score 80-89 points	1-0	14-3
Score 90 or more pts.	0-0	6-0
Allow fewer than 50 pts.	0-0	12-1
Allow 50-59 pts.	1-0	26-5
Allow 60-69 pts.	2-1	34-18
Allow 70-79 pts.	0-0	8-13
Allow 80-89 pts.	0-0	2-10
Allow 90 or more pts.	0-0	0-1
Overtime	0-1	6-5
vs. AP Top 25 opponents	0-1	13-23
vs. AP Top 25 opp. at home	0-0	7-6
Home games	3-0	48-14
Road games	0-0	21-22
Neutral site games	0-1	13-12
Day games	1-0	26-16
Night games	2-1	56-32

## GAMES DECIDED BY

3 points or less	0-1	9-8
4-5 points	0-0	12-11
6-10 points	0-0	18-12
11-19 points	2-0	21-13
20 or more points	1-0	23-2

## TELEVISED GAMES

CBS	0-0	7-7
CBS Sports Network	0-0	0-1
FOX	0-0	0-3
FS1	1-0	7-7
ESPN	0-0	11-9
ESPN2	0-0	7-7
ESPNU	0-1	1-2
ESPN+	0-0	3-1
Big Ten Network	1-0	39-8
BTN Plus	1-0	2-0
TBS	0-0	0-3
TNT	0-0	2-0

## PLAYING THE BEST

■ Wisconsin's season opener against #20 Saint Mary's tipped off what will be a challenging non-conference schedule for the Badgers this season.

■ Wisconsin's non-conference slate features 3 teams that made the NCAA tournament last season: Saint Mary's, Marquette and #20 Tennessee.

■ Could also face #19 Auburn (at Legends Classic)

■ UW's non-conference schedule ranks as the 12th-toughest in the nation, according to a system developed by Matt Norlander/CBS Sports.

■ The formula's point system takes into consideration games: vs. preseason top-25 KenPom teams (2 points), vs. preseason 26-50 KenPom teams (1), road games (2), neutral-court (1), vs. 2019 NCAA tournament teams (0.5), sub-200 KenPom teams (-1).

## TOUGHEST NON-CON SCHEDULES (CBS SPORTS)

TEAM	PTS	TEAM	PTS
1. Seton Hall	18.5	7. Alabama	15
2. Florida	16.5	Purdue	15
3. Cincinnati	16	9. Michigan State	14.5
Kansas	16	Butler	14.5
North Carolina	16	Tennessee	14.5
6. Davidson	15.5	12. Wisconsin	14

## BEATING THE BEST

■ Since taking over as head coach in Dec. of 2015, Greg Gard has led the Badgers to 13 wins over teams ranked in the AP Top 25. That is tied for the 4th-highest total among Big Ten teams.

■ Of those 13 wins, 6 have come away from home.

## HOME SWEET HOME

■ With it's 77-61 win over Marquette on Sunday, Wisconsin registered its 300th win in Kohl Center history.

■ Since the building opened on Jan. 17, 1998, the Badgers are 300-51 (.855) all-time at the Kohl Center, the 9th-highest win percentage among NCAA Division I venues.

■ Since 2001-02 when Greg Gard first joined the staff, UW has compiled a 264-38 (.874) record at the Kohl Center. That trails only Michigan State (.886) among Big Ten teams.

■ With Gard as head coach, UW is 49-14 (.778) at the Kohl Center

■ Over the last 15 seasons, 197 of the Badgers' 264 home wins have come by at least 10 points (74.6 percent).

## NCAA TOURNEY REGULARS

■ Wisconsin is 1 of 5 schools to participate in 20 of last 21 NCAA tournaments, joining Kansas, Duke, Michigan State and Gonzaga.

## NCAA Tournament Appearances (last 21 years, since 1999)

Team	Appearances
Kansas.....	21
Duke .....	21
Michigan State.....	21
Gonzaga .....	21
Wisconsin.....	20

■ That stretch includes a run of 19 consecutive NCAA tournament appearances, which is the 6th-longest stretch in NCAA history.

## All-Time Longest NCAA Tourn. Streaks

# Seasons	Team	Years
30	Kansas	1990-present
27	UNC	1975-2001
24	Duke	1996-present
22	MSU	1998-present
21	Gonzaga	1999-present
19	Wisconsin	1999-2017

■ The Badgers are one of 3 teams to reach the Sweet 16 in 6 of the last 9 seasons, advancing to the tournament's second weekend in 2011, 2012, 2014, 2015, 2016 and 2017. Kansas and Kentucky are the only other 2 schools to reach 6 of the last 9 seasons.

■ UW has won 13 NCAA tournament games since 2014, equaling the most of any Big Ten team and 6th-highest total in the nation. Only Kentucky, UNC, Gonzaga, Villanova and Duke have more.

## LAST TIME OUT

## WISCONSIN 77, MARQUETTE 61

Nov. 17 | Kohl Center | Madison, Wis.

■ Wisconsin earned its 12th straight non-conference home win with a 77-61 win over in-state rival Marquette on Sunday.

■ UW improved to 68-58 all-time against MU.

■ The Badgers' 16-point margin of victory marked their largest over Marquette since a 65-41 win on Dec. 23, 1998.

■ Six Badgers scored in double figures, UW's most since 2016, coincidentally vs. Marquette.

■ **Brevin Pritzl** posted the first double-double of his career (15 pts, career-high 13 reb).

■ **Brad Davison** scored 15 points, the third time in four games this season he's posted 15+ pts.

■ **Aleem Ford** recorded 12 points and matched career highs with 7 rebounds and 2 blocks.

■ **Nate Reuvers** scored in double figures for the fourth consecutive game, finishing with 10pts.

■ **D'Mitrik Trice** tallied 10 points and matched his career high with 3 steals.

■ **Kobe King** scored in double figures (10) for 2nd-consecutive game and 7th in his career.

■ UW held Marquette's Markus Howard to 2 points (0-9 FG) in the 2nd half. Howard entered averaging 24.0 ppg; finished with 18.



## INDIVIDUAL NOTES

## ■ D'Mitrik Trice | Junior | Guard

Trice has had a big impact at Wisconsin since stepping onto campus in 2016. With 85 games and 50 starts under his belt, Trice is among the most experienced Badgers on the roster. Now in his redshirt junior season, Trice has developed into a threat on both ends of the court. He started all 34 games in 2018-19, earning All-Big Ten honorable mention after averaging 11.6 points per game, 39% 3FG shooting and 2.8 assists per game. The Huber Heights, Ohio native projects to be one of UW's leaders, both on and off the court and is poised for a productive junior season.

■ Enters the season needing 305 points to reach the 1,000-point threshold.

## Career

- 2019 All-Big Ten Honorable Mention
- 2x Academic All-Big Ten (2018, '19)
- Has played in 85 career games (50 starts)
- Ranks 9th in UW history with a 1.85 assist-to-turnover ratio (176 assists, 95 assists)
- Ranks 17th in UW history with 126 career 3-point field goals
- His .418 3FG% in 2016-17 ranks 2nd-highest ever by a UW freshman
- Just the 5th true freshman to start a game at UW since 2000 (joining Devin Harris, Alando Tucker, Josh Gasser & Sam Dekker)
- Career Highs (entering 2019-20):  
25p vs. Oklahoma (11/22/18)  
7r (2x) MR at Marquette (12/8/18)  
7a vs. Chicago State (11/17/16)  
1b (5x) MR at Northwestern (2/23/19)  
3s (4x) MR at Penn State (1/6/19)

## ■ Brad Davison | Junior | Guard

Entering his third season with the Badgers, Davison has grown as a team leader, not only vocally but also as in terms of production on the court. The Maple Grove, Minn. native has played in 71 career games, with a team-high 67 starts. Last season, Davison started all 34 games and finished third on the team in scoring (10.5 ppg), while also averaging 3.3 rebounds and 1.1 steals per game. A 2019 Academic All-Big Ten student, Davison is a natural leader, fierce competitor and electrifying scorer who will be one of the Badgers catalysts during the 2019-20 season.

■ Enters season needing 244 points to become 45th member of Wisconsin's 1,000-point club.

## Career

- 2019 Academic All-Big Ten
- 2018 Big Ten All-Freshman Team
- 2x Big Ten Freshman of the Week
- Played in 71 career games (67 starts)
- Set UW freshman records for FT% (.818) and 3FGs (60)
- Just the fourth Badger over the last 20 years to average double-figure scoring in his freshman season, joining Ethan Happ (2016), Alando Tucker (2003) and Devin Harris (2002)
- Career Highs (entering 2019-20):  
30p vs. Michigan State (2/25/18)

7r (2x) MR vs. Illinois (2/18/19)  
6a (2x) MR vs. Northwestern (2/22/18)  
1b at Purdue (1/16/18)  
4s (4x) MR at W. Kentucky (12/29/18)

## ■ Nate Reuvers | Junior | Forward

Reuvers looks to build off of a productive sophomore season during which the stretch forward averaged 7.0 points and 3.9 rebounds per game with 60 blocks. The Lakeville, Minnesota native started all 34 games last season and has played in 62 games. Possessing size and a perimeter shooting touch, Reuvers has worked to improve his strength and post-game to become a well-rounded player and make a leap in his junior season. A 2019 Academic All-Big Ten student, Reuvers has an instinctive feel for the game and has become a dominant defensive presence and shot-blocker.

■ Became 8th player in UW history to tally 100 career blocks.

■ Reuvers is 1 block shy of tying Kurt Portmann (102) for 7th in UW career history.

■ As a sophomore, Reuvers averaged 13.2 ppg in games where he posted double-figure shot attempts -- a total of 6 games.

## Career

- 2019 Academic All-Big Ten
- Had 60 blocks in 2019, the fifth-highest single-season total in UW history
- Tied the UW single-game record for blocked shots (9) vs. Stanford (11/21/18)
- Career Highs (entering 2019-20):  
22p (2x) MR: vs. Saint Mary's (11/5/19)  
10r at Illinois (1/23/19)  
4a vs. Maryland (2/1/19)  
2s (5x) MR vs. Maryland (2/1/19)  
9b vs. Stanford (11/21/18)

## ■ Brevin Pritzl | Graduate | Guard

The Badgers' lone senior this season, Pritzl brings both leadership and scoring ability to the Badgers in 2019-20. The lethal veteran shooter is back as a graduate student at UW-Madison after leading the Big Ten in 3-point FG percentage during conference play last season (53.5%). The all-time leading scorer in De Pere High School history, Pritzl brings relentless energy and effort on defense while also finding teammates in scoring situations. Pritzl appeared in every game last season, shooting a team-high 41% from 3-point range and scoring in double figures four times as one of UW's featured players off the bench.

## Career

- 2x Academic All-Big Ten (2017, '19)
- Played in 95 career games (22 starts)
- Career Highs (entering 2019-20):  
20p vs. Minnesota (2/19/18)  
10r vs. Illinois (2/18/19)  
4a vs. Green Bay (12/23/17)  
1b (9x) MR at Ohio State (3/10/19)  
3s (6x) MR vs. Grambling St. (12/22/18)

## CHARTING THE BADGERS

## LED UW IN SCORING

	2019-20	Career
Brad Davison	2 (2-0)	16 (11-5)
Brevin Pritzl	1 (1-0)	7 (6-1)
D'Mitrik Trice	0 (0-0)	6 (6-0)
Nate Reuvers	1 (0-1)	3 (1-2)
Kobe King	1 (1-0)	1 (1-0)

## LED UW IN REBOUNDING

	2019-20	Career
Brevin Pritzl	1 (1-0)	5 (4-1)
Aleem Ford	0 (0-0)	3 (3-0)
Nate Reuvers	3 (2-1)	5 (4-1)
D'Mitrik Trice	0 (0-0)	2 (2-0)

## LED UW IN ASSISTS

	2019-20	Career
D'Mitrik Trice	1 (0-1)	22 (11-11)
Brad Davison	1 (1-0)	16 (7-9)
Brevin Pritzl	0 (0-0)	3 (2-1)
Trevor Anderson	1 (1-0)	1 (1-0)
Aleem Ford	0 (0-0)	1 (1-0)
Kobe King	2 (1-0)	2 (1-1)
Nate Reuvers	0 (0-0)	1 (0-1)

## LED UW IN MINUTES

	2019-20	Career
Brad Davison	1 (1-0)	24 (17-7)
D'Mitrik Trice	1 (1-0)	21 (13-8)
Brevin Pritzl	0 (0-0)	10 (6-4)
Aleem Ford	0 (0-0)	3 (1-2)
Nate Reuvers	1 (0-1)	3 (0-3)
Kobe King	1 (1-0)	3 (2-1)

## CHARGES TAKEN

	2019-20	Career
Brad Davison	3	51
D'Mitrik Trice	1	34
Nate Reuvers	0	17
Kobe King	0	4
Trevor Anderson	2	4
Aleem Ford	1	3
Brevin Pritzl	1	3
Walt McGroarty	0	2
Tyler Wahl	2	2

Record in those contests in parentheses

## ACTIVE WIN/LOSS STREAKS

Overall	Won 3
Vs. Unranked teams (AP)	Won 3
Vs. Ranked teams (AP)	Lost 4
At Home	Won 6
At Home vs. Big Ten	Won 3
At Home vs. ranked Big Ten	Lost 1
At Home vs. unranked Big Ten	Won 4
At Home vs. non-conference	Won 12
At Home vs. ranked opp.	Lost 1
On Road	Won 1
On Road vs. Big Ten	Won 1
On Road vs. ranked opp.	Lost 2
On Road vs. unranked opp.	Won 1
Neutral	Lost 3
Neutral vs. ranked opp.	Lost 7
Neutral vs. unranked opp.	Lost 1

**BIG TEN STANDINGS (11/18/19)**

Team	Conf.	Overall
Indiana	0-0	4-0
Maryland (#6)	0-0	3-0
Michigan	0-0	3-0
Ohio State (#10)	0-0	4-0
Penn State	0-0	3-0
<b>Wisconsin</b>	<b>0-0</b>	<b>3-1</b>
Illinois	0-0	3-1
Michigan State (#3)	0-0	3-1
Rutgers	0-0	3-1
Iowa	0-0	2-1
Northwestern	0-0	1-1
Purdue	0-0	2-2
Nebraska	0-0	1-2
Minnesota	0-0	1-3

UPDATED THROUGH 11/17/19

**AP TOP 25 (11/18/19)**

Team	Record	Points
1 Duke (52)	4-0	1,608
2 Louisville (8)	4-0	1,501
3 Michigan State (4)	2-1	1,496
4 Kansas	2-1	1,389
5 North Carolina	3-0	1,262
6 Maryland	3-0	1,240
7 Virginia (1)	3-0	1,232
8 Gonzaga	4-0	1,227
9 Kentucky	2-1	1,110
10 Ohio State	3-0	1,006
11 Oregon	4-0	998
12 Texas Tech	3-0	947
13 Seton Hall	3-1	837
14 Arizona	4-0	644
15 Utah State	4-0	619
16 Memphis	3-1	574
17 Villanova	2-1	560
18 Xavier	4-0	463
19 Auburn	4-0	420
20 Tennessee	3-0	402
21 VCU	4-0	365
22 Texas	4-0	238
23 Colorado	2-0	208
24 Baylor	2-1	179
25 Washington	2-1	150

Others receiving votes: Florida State 91, Florida 67, LSU 61, Saint Mary's 55, Evansville 43, Oklahoma 29, Vermont 11, Marquette 11, Michigan 11, Purdue 11, Butler 10, Mississippi State 9, Virginia Tech 7, West Virginia 6, Providence 5, **Wisconsin 5**, Liberty 4, Arkansas 3, San Diego State 2, USC 2, UConn 2, Missouri 2, New Mexico 2, Dayton 1

Dropped from rankings: Florida 15, Saint Mary's 18, LSU 23

**■ Kobe King | Sophomore | Guard**

After a season-ending knee injury robbed King from a majority his true freshman season, the La Crosse, Wisconsin native bounced back in 2018-19. King appeared in all 34 games and made his first career start in his redshirt freshman season with the Badgers, averaging 4.2 ppg, 2.1 rpg in 19 mpg. A highly-touted recruit from La Crosse Central, King was named Wisconsin's Mr. Basketball, Gatorade Player of the Year, and a unanimous selection for AP Player of the Year as a senior, leading the Red Raiders to their first state championship since 1925. An explosive scorer at the basket with shooting range to match, the shooting guard is expected to be one of UW's main contributors this season.

**Career**

- Played in 47 career games (4 starts)
- Career Highs (entering 2019-20):  
14p vs. Oklahoma (11/22/18)  
6r vs. NC State (11/27/18)  
3a at Iowa (11/30/18)  
1b (5x) MR vs. Penn State (3/2/19)  
2s at Penn State (1/6/19)

**■ Aleem Ford | Junior | Forward**

After missing the opening three games with a knee injury last season, Aleem Ford returned to the court – and form – as one of Wisconsin's key contributors off the bench. The redshirt junior averaged over three points per game while averaging 13.8 minutes played, scoring in double figures three times. Ford provides a shooting threat from the outside, while also flashing the skillset to drive and slash to the basket. Ford scored a season-high 12 points vs. NC State, shooting 4-for-7 from 3-point range. The Lawrenceville, Georgia native appears poised for a breakout season in his third campaign in Madison.

**Career**

- Played in 68 career games (24 starts)
- His .409 3FG% in 2017-18 ranked third-highest ever by a UW freshman
- His 45 3FGs as a freshman ranks fifth-highest in school history
- Career Highs (entering 2019-20):  
14p vs. Western Kentucky (12/13/17)  
7r (2x) MR vs. UMass Lowell (12/30/17)  
5a vs. Milwaukee (11/24/17)  
2b vs. Chicago State (12/27/17)  
2s (2x) MR vs. Grambling State (12/22/18)

**■ Trevor Anderson | Junior | Guard**

Waiting has been the hardest part for Trevor Anderson, who redshirted in 2017-18 after transferring from Green Bay and then suffered a season-ending knee injury last season after appearing in the first eight games for Wisconsin. The former Stevens Point Area High School standout started 20 games as a freshman at UW-Green Bay in 2016-17, averaging 9.8 points, 2.9 rebounds and 2.7 assists per game with the Phoenix. One of the state's most prolific prep players, Anderson scored 2,360 points, the eighth-most in Wisconsin high school basketball history and was named

Wisconsin's Mr. Basketball and Associated Press Player of the Year as a senior in 2016.

**Career**

- Has appeared in 32 career games (including 20 games/starts with Green Bay)  
Career Highs (entering 2019-20):  
23p vs. SIUE (12/19/16)\*  
7r (2x) MR: at BGSU (11/20/16)\*  
7a at Youngstown State (12/31/16)\*  
1b at Cleveland State (12/29/16)\*  
3s vs. UMKC (11/21/16)\*

\* with Green Bay

**■ Tyler Wahl | Freshman | Forward**

A 4-star recruit, Tyler Wahl looks to make an immediate impact as a true freshman for Wisconsin in 2019-20. As a senior at Lakeville North, Wahl averaged 18.0 ppg, 10.0 rpg and 6.6 apg, leading the Panthers to a 27-5 record, the school's first-ever conference title, and an appearance in the Class AAAA state championship. He earned back-to-back AP second-team All-State honors as a junior and senior, setting the school record for rebounds (905) and finishing third in Panther history with 1,397 points. Wahl was prep teammates with current Badger, Nate Reuvers.

**Career**

- Has appeared in 4 career games

**■ Micah Potter | Junior | Forward**

A transfer from Ohio State, Micah Potter joined Wisconsin in December of 2018 and will be eligible to compete for the Badgers on Dec. 21 of this season. Averaging 4.1 points and 2.4 rebounds per game in 2017-18 with the Buckeyes, Potter scored a career-high 17 points and a career-high 31 minutes against Texas Southern. An Academic All-Big Ten Student in 2018, Potter has over 59 games of experience and brings athleticism and a strong skillset to the Badgers.

**Career**

- Has appeared in 59 career games, including 16 starts (with Ohio State)
- Career highs  
17p vs. Texas Southern (11/16/17)\*  
12r vs. Marshall (11/25/16)\*  
2a (3x) MR: vs. Citadel (12/19/17)\*  
2b (4x) MR: vs. Radford (11/12/17)\*  
3s (2x) MR: vs. Citadel (12/19/17)\*

\* with Ohio State

**■ Joe Hedstrom | R-Freshman | Forward**

Skilled big man Joe Hedstrom looks to make a mark for the Badgers after redshirting as a freshman last season. The Hopkins, Minnesota native averaged 14.6 points and 6.3 rebounds per game as a senior at Hopkins High School, helping the Royals to a 26-2 record and a final national rank of No. 38. A Minnesota Basketball Coaches Association All-Star, Hedstrom provides UW with size, shooting ability and a hard-working attitude.

**Career**

- Has appeared in 4 career games

## QUICK FACTS

University of Wisconsin  
Madison, WI 53711



Founded	1848
Enrollment	42,041
Nickname	Badgers
School Colors	Cardinal and White
Affiliation	NCAA Division I
Conference	Big Ten
Chancellor	Rebecca Blank
Director of Athletics	Barry Alvarez
Website	UWBadgers.com
Twitter	@BadgerMBB
Instagram	badgermbb
Facebook	/WisconsinMensBasketball

## HEAD COACH - GREG GARD

Seasons	5th at Wisconsin / 5th overall
Overall Record	83-48 (.634)
Record at Wisconsin	83-48 (.634)
Big Ten Record	45-29 (.608)
NCAA Tourn. Record	4-3 (.571) / 3 Appearances

## KOHL CENTER

Opened	Jan. 17, 1998
Capacity	17,287
Student Section	AreaRED
Record at Kohl Center	300-51 (.855)
Gard record at Kohl Center	49-14 (.778)

## ALL-TIME RECORD

121st season of Wisconsin Basketball
Years: 1898 to present
Overall Record: 1,620-1,211 (.572)
NCAA Tournament Record: 38-23 (.633)
Big Ten Tournament Record: 25-19 (.568)

## BIG TEN CHAMPIONSHIPS (18)

**Titles:** 1907, 1908, 1912, 1913, 1914, 1916  
1918, 1921, 1923, 1924, 1929, 1935, 1941  
1947, 2002, 2003, 2008, 2015

## BIG TEN TOURNAMENT TITLES (3)

**Titles:** 2004, 2008, 2015

## NCAA TOURNAMENT HISTORY

**Appearances (24):** 1941, 1947, 1994, 1997, 1999  
2000, 2001, 2002, 2003, 2004, 2005, 2006, 2007  
2008, 2009, 2010, 2011, 2012, 2013, 2014, 2015  
2016, 2017, 2019  
**National Championship:** 1941  
**Final Four (4):** 1941, 2000, 2014, 2015  
**Elite Eight (6):** 1941, 1947, 2000, 2005, 2014, 2015  
**Sweet 16 (11):** 1941, 2000, 2003, 2005, 2008  
2011, 2012, 2014, 2015, 2016, 2017

## WISCONSIN BASKETBALL ROSTER 2019-20



**0 D'MITRIK TRICE**  
G, R-Jr., 6-0, 184  
Huber Heights, Ohio



**1 BREVIN PRITZL**  
G, Gr., 6-3, 204  
De Pere, Wis.



**2 ALEEM FORD**  
F, R-Jr., 6-8, 217  
Lawrenceville, Ga.



**3 WALT MCGRORY**  
G, Jr., 6-3, 205  
Minneapolis, Minn.



**4 CARTER HIGGINBOTTOM**  
G, R-Fr., 6-0, 187  
Chicago, Ill.



**5 TYLER WAHL**  
F, Fr., 6-7, 214  
Lakeville, Minn.



**11 MICAH POTTER**  
F, R-Jr., 6-10, 248  
Mentor, Ohio



**12 TREVOR ANDERSON**  
G, R-Jr., 6-2, 200  
Stevens Point, Wis.




**15 COURTLAND CUEVAS**  
F, Jr., 6-5, 190  
Madison, Wis.



**20 SAMAD QAWI**  
F, Jr., 6-6, 195  
Racine, Wis.



**23 KOBE KING**  
G, R-So., 6-4, 205  
La Crosse, Wis.



**30 OWEN HAMILTON**  
C, R-So., 7-0, 266  
Prescott, Wis.



**31 MICHAEL BALLARD**  
G, R-Jr., 6-4, 202  
Oak Park, Ill.



**32 JOE HEDSTROM**  
C, R-Fr., 7-0, 240  
Hopkins, Minn.



**34 BRAD DAVISON**  
G, Jr., 6-4, 2-6  
Maple Grove, Minn.



**35 NATE REUVERS**  
F, Jr., 6-11, 235  
Lakeville, Minn.



**GREG GARD**  
Head Coach  
5th season at UW



**JOE KRABBHOF**  
Assistant Coach  
4th season at UW



**DEAN OLIVER**  
Assistant Coach  
3rd season at UW



**ALANDO TUCKER**  
Interim Assistant Coach  
1st season at UW

WISCONSIN BADGERS	POS	HT	WT	YR/ELIG	HOMETOWN (HS/LAST SCHOOL)
0 D'Mitrik Trice**	G	6-0	184	Sr./Jr.	Huber Heights, Ohio (Wayne/IMG Academy)
1 Brevin Pritzl***	G	6-3	204	Gr./Sr.	De Pere, Wis. (HS)
2 Aleem Ford**	F	6-8	217	Sr./Jr.	Lawrenceville, Ga. (Archer/IMG Academy)
3 Walt McGrory**	G	6-3	205	Jr./Jr.	Minneapolis, Minn. (Edina)
4 Carter Higginbottom	G	6-0	187	So./Fr.	Chicago, Ill. (St. Ignatius)
5 Tyler Wahl	F	6-7	214	Fr./Fr.	Lakeville, Minn. (North)
11 Micah Potter	F	6-10	248	Sr./Jr.	Mentor, Ohio (Monteverde Acad./Ohio St.)
12 Trevor Anderson*	G	6-2	200	Sr./Jr.	Stevens Point, Wis. (HS/Green Bay)
15 Courtland Cuevas	F	6-5	190	Sr./Jr.	Madison, Wis. (Madison East)
20 Samad Qawi	F	6-6	195	Sr./Jr.	Racine, Wis. (Horlick)
23 Kobe King*	G	6-4	205	Jr./So.	La Crosse, Wis. (Central)
30 Owen Hamilton	C	7-0	266	Jr./So.	Prescott, Wis. (HS/Northern Illinois)
31 Michael Ballard**	G	6-4	202	Sr./Jr.	Oak Park, Ill. (Fenwick)
32 Joe Hedstrom	C	7-0	240	So./Fr.	Hopkins, Minn. (HS)
34 Brad Davison**	G	6-4	206	Jr./Jr.	Maple Grove, Minn. (HS)
35 Nate Reuvers**	F	6-11	235	Jr./Jr.	Lakeville, Minn. (North)

\* letters earned at UW | Gr. - Graduate school student

**Head Coach:** Greg Gard (5th)  
**Assistant Coaches:** Joe Krabbenhoft (4th),  
Dean Oliver (3rd), Alando Tucker (interim, 1st)  
**Dir. of Basketball Operations:** Marc VandeWettering

**Strength & Conditioning Coach:** Erik Helland  
**Head Athletic Trainer:** Henry Perez-Guerra  
**Video Director:** A.J. Van Handel  
**Asst. Dir. of Basketball Operations:** Kyle Blackburn

## WISCONSIN PRONUNCIATION GUIDE)

Courtland Cuevas - QWAY-vaas  
Aleem Ford - UH-leem  
Kobe King - CO-bee  
Brevin Pritzl - PRITTS-ull

Samad Qawi - suh-MAAD COW-ee  
Nate Reuvers - REE-vers  
D'Mitrik Trice - Duh-MEE-trick  
Tyler Wahl - WALL





## THE GARD FILE

### ■ Career Record (5th Season): 83-48 (.634)

- Record at Wisconsin (5th Season): 83-48 (.634)
- Big Ten Record (5th Season): 45-29 (.608)
- NCAA Tournament Appearances/Record: 3 / 4-3 (.572)
- Hometown: Cobb, Wis.
- Alma Mater: UW-Platteville, 1995 (Physical & Health Ed)  
Master's Degree: UW-Platteville, 2007 (Counselor Ed)
- Family: Wife Michelle  
Daughters, Mackenzie and Peyton; Son, Isaac

## COACHING EXPERIENCE

Position	School	Years
Assistant Coach	Southwestern (Wis.) HS	1990-93
Assistant Coach	Platteville (Wis.) HS	1993-94
Assistant Coach	UW-Platteville	1993-99
Assistant Coach	UW-Milwaukee	1999-01
Assoc. Head Coach	Wisconsin	2001-15
Head Coach	Wisconsin	2015-Present

## CAREER HIGHLIGHTS

Date	Highlight
Dec. 15, 2015	Assumes role of interim head coach upon the retirement of Bo Ryan
Dec. 23, 2015	First career win, 84-79, vs. Green Bay
Jan. 2, 2016	First Big Ten win, 79-57, vs. Rutgers
Jan. 17, 2016	First ranked win, 77-76, vs. #4 MSU
Jan. 26, 2016	UW claims 82-79 overtime win over eventual Big Ten champion #19 Indiana
Feb. 13, 2016	First road win over ranked team, 70-57, at #2 Maryland
March 7, 2016	Officially named Wisconsin head coach
March 18, 2016	First NCAA tournament win, 47-43, against 10th-seeded Pittsburgh
April 4, 2016	Jim Phelan National Coach of the Year
March 18, 2017	Leads UW to its fourth-ever win over No. 1 team in the nation with a 65-62 victory over top-seeded Villanova in NCAA tournament second round
Feb. 15, 2018	Badgers tally sixth top-10 win in three seasons under Gard (#6 Purdue, 57-53)
Jan. 19, 2019	UW earns fourth win over top-5 team under Gard (#2 Michigan, 64-54)

## HEAD COACH GREG GARD

### ■ 2016 JIM PHELAN NATIONAL COACH OF THE YEAR

A coaching veteran of nearly 30 years, Greg Gard has expertly made the jump from assistant coach to head coach at Wisconsin. After assuming the head coaching reins on Dec. 15, 2015, Gard has led the Badgers to the NCAA tournament in three of his four seasons, including a pair of Sweet 16 appearances in each of his first two seasons. Owner of one of the highest win percentages in Wisconsin history, Gard now enters his fifth season as the head coach in 2019-20.

After initially taking over on an interim basis, Gard was officially named head coach of the Badgers on March 7, 2016. In four seasons, he owns the third-highest winning percentage in UW history, piloting the Badgers to a record of 80-47 (.630).

In just four seasons as head coach, Gard is quickly climbing Wisconsin's win charts. Gard is already 45-29 in Big Ten play, surpassing Dick Bennett for seventh on UW's all-time wins list. He enters 2019-20 just eight conference wins away from fourth place on the school's all-time ledger. Gard's .608 Big Ten win percentage equates to the third-best mark in Badger annals.

Gard reached 40 conference wins in a mere 66 games, making him the third-fastest active Big Ten coach to 40 conference wins. That number trails only Maryland's Mark Turgeon and MSU's Tom Izzo, who did it in 57 and 62 games, respectively.

In his inaugural season as head coach, Gard led the Badgers to the 2016 NCAA Tournament Sweet 16, becoming just the second-ever first-year coach to win the Jim Phelan National Coach of the Year award. He followed that up by leading UW to its fifth-highest single-season win total in school history (27-10) and making a second-consecutive visit to the Sweet 16.

Gard is just the third coach in the last 20 years to pilot his team to the Sweet 16 in each of his first two seasons, joining UCLA's Steve Lavin (1996-97) and Gonzaga's Mark Few (2000-01).

Wisconsin maintained its place among the top of the Big Ten during the transition to Gard as well. In his first season, the Badgers finished the regular season in a tie for third place in the Big Ten standings — extending its streak of top-four finishes to a league-record 16th-consecutive season — with a 12-6 conference record. Gard led the Badgers to the most Big Ten wins by a first-year coach since 2004 (Bruce Weber, Illinois).

Gard's Badgers would post another 12-6 conference campaign in 2017, finishing second in both the regular season and the Big Ten tournament. Wisconsin

would cap off its 27-win season with a signature win in the NCAA tournament, knocking off the nation's No. 1 team Villanova, 65-62, to advance to the Sweet 16.

In 2018-19, Gard piloted the Badgers back to the Big Dance, posting a 23-11 overall record. Wisconsin also boasted a mark of 14-6 in Big Ten play, winning 14 conference games for just the third time in school history, joining 16-win seasons in 2008 and 2015.

In 18 total seasons on the Badgers' bench, Gard has seen the Badgers finish lower than fourth in the Big Ten standings just once while amassing a combined mark of 217-97 (.691) in league play.

During his tenure as head coach, Gard has helped a pair of players reach first-team All-Big Ten status: Nigel Hayes (2016) and third-team All-American Ethan Happ (2017, '18, '19).

Long considered one of the top assistant coaches in the game, Gard served as an assistant at Wisconsin for 14-plus seasons, including the final seven as the associate head coach. In 2015, Gard was ranked as the fourth-best "X&O" assistant coach in college basketball by coachstat.net. In 2012, Gard was named No. 3 on the list of top assistant coaches in college basketball according to Bleacher Report. FOX Sports also listed Gard No. 10 on its list of the nation's top 25 assistant coaches.

Prior to coming to Wisconsin in 2001, Gard spent the previous two seasons as an assistant at UW-Milwaukee and served as an assistant coach at UW-Platteville from 1993-99.

Prior to joining Ryan's staff in Platteville, Gard spent three seasons at Southwestern High School and one at Platteville High School, where he served in junior high and assistant varsity coaching capacities.

In 2016, Gard and his wife, Michelle, partnered with the University of the Wisconsin and Wisconsin Foundation and Alumni Association, to launch Garding Against Cancer. This fundraising initiative raises funds and awareness for cancer research and care within the state of Wisconsin. In its first two years of hosting fundraising events across the state, GAC raised more than \$2 million dollars in the fight against cancer.

Gard is a 1995 graduate of UW-Platteville with a degree in physical and health education. He received a master's degree in counselor education from Platteville in 2007. Gard and his wife, Michelle, have two daughters, Mackenzie and Peyton, and a son, Isaac.

## GARD YEAR-BY-YEAR

Year	School	Record	Pct.	Conf.	Record	Place	Postseason
2015-16	Wisconsin	15-8	.652	Big Ten	12-6	T-3rd	NCAA Sweet 16
2016-17	Wisconsin	27-10	.730	Big Ten	12-6	T-2nd	NCAA Sweet 16
2017-18	Wisconsin	15-18	.455	Big Ten	7-11	9th	--
2018-19	Wisconsin	23-11	.676	Big Ten	14-6	4th	NCAA First Round
2019-20	Wisconsin	3-1	.750	Big Ten	0-0	--	--
<b>Totals (5 seasons)</b>		<b>83-48</b>	<b>(.634)</b>		<b>45-29</b>		<b>3 NCAA appearances</b>

## GARD vs. DIVISION I TEAMS

Team	Home	Away	Neut.	Total	Team	Home	Away	Neut.	Total
Baylor	0-0	0-0	0-1	0-1	North Carolina State	1-0	0-0	0-0	1-0
Central Arkansas	1-0	0-0	0-0	1-0	Northwestern	1-2	2-1	1-0	4-3
Chicago State	2-0	0-0	0-0	2-0	Notre Dame	0-0	0-0	0-1	0-1
Coppin State	1-0	0-0	0-0	1-0	Ohio State	2-1	1-1	0-0	3-2
Creighton	0-0	0-1	0-0	0-1	Oklahoma	1-0	0-0	1-0	2-0
Eastern Illinois	1-0	0-0	0-0	1-0	Oregon	0-0	0-0	0-1	0-1
Florida	0-0	0-0	0-1	0-1	Penn State	2-0	3-0	0-0	5-0
Florida A&M	1-0	0-0	0-0	1-0	Pittsburgh	0-0	0-0	1-0	1-0
Georgetown	0-0	0-0	1-0	1-0	Prairie View A&M	1-0	0-0	0-0	1-0
Grambling State	1-0	0-0	0-0	1-0	Purdue	1-2	0-3	0-0	1-5
Green Bay	3-0	0-0	0-0	3-0	Rutgers	3-0	0-1	1-0	4-1
Houston Baptist	1-0	0-0	0-0	1-0	Saint Mary's	0-0	0-0	0-1	0-1
Idaho State	1-0	0-0	0-0	1-0	Savannah State	1-0	0-0	0-0	1-0
Illinois	3-0	4-0	0-0	7-0	South Carolina State	1-0	0-0	0-0	1-0
Indiana	3-0	1-2	1-0	5-2	Stanford	0-0	0-0	1-0	1-0
Iowa	1-1	2-1	0-0	3-2	Syracuse	1-0	0-0	0-0	1-0
Marquette	1-1	1-1	0-0	2-2	Temple	0-0	0-1	0-0	0-1
Maryland	2-1	1-2	1-0	4-3	Tennessee	0-0	0-0	1-0	1-0
UMass Lowell	1-0	0-0	0-0	1-0	UCLA	0-0	0-0	0-1	0-1
McNeese State	1-0	0-0	0-0	1-0	Villanova	0-0	0-0	1-0	1-0
Michigan	3-1	0-2	0-1	3-4	Virginia	0-0	0-1	0-1	0-2
Michigan State	1-2	0-3	0-2	1-7	Virginia Tech	0-0	0-0	1-0	1-0
Milwaukee	1-0	0-0	0-0	1-0	Western Kentucky	1-0	0-1	0-0	1-1
Minnesota	2-1	3-0	0-0	5-1	Xavier	0-1	1-0	1-0	2-1
Nebraska	1-1	2-1	1-1	4-3	Yale	1-0	0-0	0-0	1-0
North Carolina	0-0	0-0	0-1	0-1	<b>Total</b>	<b>48-14</b>	<b>21-22</b>	<b>13-12</b>	<b>83-48</b>



# HOME SWEET HOME

The Badgers are VERY good at the Kohl Center



## WISCONSIN AT HOME SINCE 2001-02

<b>264-38 (.874)</b>	Overall Home Record
<b>131-25 (.840)</b>	vs. Big Ten teams
<b>133-13 (.911)</b>	vs. non-conference teams
<b>97-11 (.898)</b>	vs. unranked Big Ten teams
<b>42-18 (.700)</b>	vs. teams ranked in the AP top 25
<b>30-5 (.857)</b>	vs. in-state teams
<b>Undefeated</b>	vs. IND (14-0), PSU (14-0)
<b>One-loss</b>	vs. NEB (4-1), MARY (3-1)
<b>Two-loss</b>	vs. MINN (13-2), MICH (13-2), IOWA (12-2)

## NCAA'S TOUGHEST VENUES

Since the Kohl Center opened in 1998, Wisconsin has been nearly unbeatable on its home floor. In fact, among active venues, the Kohl Center is among the toughest for road teams to come in and steal a win.

Team	Record	Pct.
1. Gonzaga (McCarthy Center) . . . . .	202-15	.931
2. Kentucky (Rupp Arena) . . . . .	595-70	.895
3. Oregon (Matthew Knight Arena) . . . . .	142-20	.876
4. Kansas (Allen Fieldhouse) . . . . .	791-113	.875
5. Michigan State (Breslin Center) . . . . .	412-60	.873
6. Belmont (Curb Events Center) . . . . .	186-28	.869
7. Xavier (Cintas Center) . . . . .	261-41	.864
8. UCLA (Pauley Pavilion) . . . . .	754-123	.860
9. <b>Wisconsin (Kohl Center)</b> . . . . .	<b>300-51</b>	<b>.855</b>
Louisville (KFC Yum! Center) . . . . .	148-25	.855

(records through Nov. 18, 2019)

## STREAKING

Of the 9 longest home streaks in school history, 5 have come in the last 17 seasons, including a record 38-game home win streak from 2002 to 2005.

No.	Began	Ended
<b>38</b>	<b>12/7/2002 (UNLV)</b>	<b>1/25/2005 (ILL)</b>
33	3/8/1911 (NW)	1/23/1915 (Chic.)
<b>28</b>	<b>2/8/2006 (IND)</b>	<b>12/8/2007 (Marq.)</b>
24	1/14/1929 (IND)	2/14/1931 (MIN)
<b>23</b>	<b>2/13/2010 (IND)</b>	<b>12/3/2011 (Marq.)</b>
<b>19</b>	<b>1/17/2016 (MSU)</b>	<b>2/12/2017 (NW)</b>
18	2/27/1909 (PUR)	3/1/1911 (MIN)
18	2/19/1915 (PUR)	1/26/1917 (Chic.)
<b>18</b>	<b>2/5/2009 (ILL)</b>	<b>2/9/2010 (ILL)</b>

■ Since the 2001-02 season when Greg Gard first joined the staff, the Badgers have compiled a 264-38 (.874) record at the Kohl Center.

■ Over the last 15 seasons, UW is 131-25 (.840) in Big Ten home games, the best mark in the conference.

■ Over the last 15 seasons, 197 of the Badgers' 264 home wins have come by at least 10 points (74.6 percent).

■ Wisconsin has trailed at halftime in only 66 of 302 home games since the 2001-02 season. UW has come back to win 40 of those 66 games (60.6 percent).

■ In 2018-19, the Badgers led the Big Ten and ranked 5th nationally in attendance, selling out nearly every game (17,170 per game). UW has led the Big Ten in attendance in 13 of the last 17 seasons and has finished among the nation's top 7 in each of the last 19 years.

■ This season, the Badgers sold out the 2,100-person Area Red (3rd-largest student section in the Big Ten) for the 7th straight season.

## BIG KOHL CENTER WINS

Most memorable home wins since opening in 1998:

**Jan. 17, 1998 - UW 56, Northwestern 33**  
First-ever game in the Kohl Center

**March 5, 2000 - UW 56, #14 Indiana 53**  
UW wins in Bob Knight's final Big Ten game

**Dec. 1, 2001 - UW 70, UW-Green Bay 57**  
Bo Ryan's first victory at the Kohl Center

**Dec. 22, 2001 - UW 86, #14 MU 63**  
Kirk Penney scores 33 points in UW's first win over a ranked team under Bo Ryan

**Jan. 5, 2002 - UW 72, #7 Illinois 66**  
Ryan's first win over a top-10 team at UW

**Feb. 27, 2002 - UW 74, Michigan 54**  
UW clinches share of first Big Ten title since '47

**Dec. 7, 2002 - UW 91, UNLV 74**  
UW begins school-record 38-game home win streak - Alando Tucker 24 points, 18 rebounds

**March 5, 2003 - UW 60, #14 Illinois 59**  
Devin Harris makes 1-of-2 FTs with 0.4 seconds left to clinch outright Big Ten title

**Dec. 23, 2004 - UW 85, UNC Green. 53**  
UW wins school-record 34th-straight home game

**Jan. 16, 2005 - UW 62, #15 Mich. St. 59**  
Wisconsin overcomes 8-point deficit with 1:58 remaining to win its 38th-straight home game

**Feb. 9, 2005 - UW 72, Iowa 69**  
UW overcomes a 13-point deficit with 12:27 remaining in the game

**March 1, 2005 - UW 62, Indiana 60**  
Alando Tucker scores putback as time expires

**Feb. 15, 2006 - UW 78, #12 Ohio St. 73**  
UW overcomes a nine-point halftime deficit to beat No. 12 Ohio State

**Dec. 16, 2006 - UW 89, #2 Pitt 75**  
Alando Tucker and Brian Butch combine for 59 pts

**Jan. 9, 2007 - UW 72, #5 Ohio St. 69**  
Badgers win the first matchup in school history of top-five teams

**March 3, 2007 - UW 52, Michigan St. 50**  
Kammron Taylor wins it on 3FG with 3.9 seconds left

**Dec. 2, 2009 - UW 73, #6 Duke 69**  
Trevon Hughes scores 26 as UW's win clinches Big Ten's first Big Ten/ACC title

**Jan. 9, 2010 - UW 73, #4 Purdue 66**  
Jordan Taylor (23) and Jason Bohannon (20) help end Purdue's undefeated season

**Feb. 2, 2010 - UW 67, #5 Michigan State 49**  
Badgers end MSU's 9-0 Big Ten start

**Feb. 12, 2011 - UW 71, #1 Ohio State 67**  
Stopped OSU's 24-0 start and UW's first win over AP No. 1 since 1962

**Feb. 9, 2013 - UW 65, #2 Michigan 62 (OT)**  
Ben Brust's half-court buzzer-beater sends game to overtime where UW wins

**Nov. 19, 2013 - UW 103, North Dakota 85**  
UW's first 100-point game since '95, Frank Kaminsky scores UW record 43 points

**Feb. 9, 2014 - UW 60, #8 Michigan State 58**  
Treavon Jackson hits game-winning jumper with 2.1 seconds left in Bo Ryan's 150th Big Ten win

**March 1, 2015 - #6 UW 68, Michigan State 61**  
UW claims 18th Big Ten championship and the 4th under Bo Ryan as Frank Kaminsky scores 31

**Dec. 23, 2015 - UW 84, Green Bay 79**  
Greg Gard's first win as interim head coach

**Jan. 17, 2016 - UW 77, #4 Michigan State 76**  
Gard's first ranked win, Koenig/Hayes total 52 pts

**Feb. 15, 2018 - UW 57, #6 Purdue 53**  
Ethan Happ tallies 21 pts and 12 reb as Badgers raise Frank Kaminsky's No. 44 into rafters

**Jan. 19, 2019 - UW 64, #2 Michigan 54**  
UW knocks off 17-0 Michigan behind 26 points, 10 rebounds and 7 assists from Ethan Happ.

# SEASON STATISTICS

Updated Through November 17, 2019

RECORD:	OVERALL	HOME	AWAY	NEUTRAL
ALL GAMES	3-1	3-0	0-0	0-1
CONFERENCE	0-0	0-0	0-0	0-0
NON-CONFERENCE	3-1	3-0	0-0	0-1

##	Player	gp-gs	min	avg	Total		3-Point		F-Throw		Rebounds				pf	dq	a	to	blk	stl	pts	avg
					fg-fga	fg%	3fg-fga	3fg%	ft-fa	ft%	off	def	tot	avg								
34	Davison, Brad	4-4	135	33.8	22-40	.550	5-13	.385	14-15	.933	3	10	13	3.3	8	0	8	6	0	6	63	15.8
35	Reuvers, Nate	4-4	126	31.5	18-44	.409	4-12	.333	16-19	.842	7	18	25	6.3	11	0	3	10	15	2	56	14.0
02	Ford, Aleem	4-4	104	26.0	18-40	.450	5-19	.263	5-7	.714	4	14	18	4.5	14	1	4	6	3	3	46	11.5
23	King, Kobe	3-3	99	33.0	9-22	.409	1-3	.333	15-21	.714	4	9	13	4.3	3	0	5	5	1	4	34	11.3
01	Pritzl, Brevin	4-1	95	23.8	11-24	.458	6-16	.375	9-10	.900	11	15	26	6.5	7	0	3	4	2	0	37	9.3
00	Trice, D'Mitrik	4-4	126	31.5	12-31	.387	6-17	.353	2-2	1.000	1	11	12	3.0	4	0	9	7	0	5	32	8.0
03	McGrory, Walt	2-0	25	12.5	3-6	.500	1-3	.333	2-2	1.000	0	2	2	1.0	1	0	2	1	0	0	9	4.5
05	Wahl, Tyler	4-0	53	13.3	3-7	.429	1-4	.250	1-2	.500	2	4	6	1.5	8	0	4	4	1	2	8	2.0
12	Anderson, Trevor	4-0	42	10.5	0-2	.000	0-0	.000	3-4	.750	1	6	7	1.8	3	0	7	0	0	1	3	0.8
20	Qawi, Samad	3-0	3	1.0	0-0	.000	0-0	.000	0-0	.000	0	0	0	0.0	0	0	0	1	0	0	0	0.0
31	Ballard, Michael	3-0	3	1.0	0-0	.000	0-0	.000	0-0	.000	0	1	1	0.3	0	0	0	0	0	0	0	0.0
15	Cuevas, Courtland	2-0	2	1.0	0-1	.000	0-1	.000	0-0	.000	0	0	0	0.0	0	0	0	0	0	0	0	0.0
04	Higginbottom, Carter	2-0	2	1.0	0-0	.000	0-0	.000	0-0	.000	0	0	0	0.0	0	0	0	1	0	0	0	0.0
32	Hedstrom, Joe	4-0	10	2.5	0-1	.000	0-0	.000	0-0	.000	0	1	1	0.3	2	0	0	1	0	0	0	0.0
Team											2	9	11									
Total.....		4	825		96-218	.440	29-88	.330	67-82	.817	35	100	135	33.8	61	1	45	46	22	23	288	72.0
Opponents.....		4	825		85-220	.386	32-77	.416	39-55	.709	34	90	124	31.0	79	3	42	59	11	18	241	60.2

TEAM STATISTICS	WIS	OPP	Date	Opponent	Score	Att.
SCORING	288	241	11/05/19	vs Saint Mary's (CA)	Lot 63-65	3301
Points per game	72.0	60.2	11/08/19	EASTERN ILL.	W 65-52	17106
Scoring margin	+11.8	-	11/13/19	MCNEESE	W 83-63	16816
FIELD GOALS-ATT	96-218	85-220	11/17/19	MARQUETTE	W 77-61	17287
Field goal pct	.440	.386	* - Conference game			
3 POINT FG-ATT	29-88	32-77				
3-point FG pct	.330	.416				
3-pt FG made per game	7.3	8.0				
FREE THROWS-ATT	67-82	39-55				
Free throw pct	.817	.709				
F-Throws made per game	16.8	9.8				
REBOUNDS	135	124				
Rebounds per game	33.8	31.0				
Rebounding margin	+2.8	-				
ASSISTS	45	42				
Assists per game	11.3	10.5				
TURNOVERS	46	59				
Turnovers per game	11.5	14.8				
Turnover margin	+3.3	-				
Assist/turnover ratio	1.0	0.7				
STEALS	23	18				
Steals per game	5.8	4.5				
BLOCKS	22	11				
Blocks per game	5.5	2.8				
ATTENDANCE	51209	3301				
Home games-Avg/Game	3-17070	0-0				
Neutral site-Avg/Game	-	1-3301				

Score by Periods	1st	2nd	OT	Totals
Wisconsin	129	150	9	288
Opponents	120	110	11	241

# HOME STATISTICS

Updated Through November 17, 2019

RECORD:	OVERALL	HOME	AWAY	NEUTRAL
ALL GAMES	3-0	3-0	0-0	0-0
CONFERENCE	0-0	0-0	0-0	0-0
NON-CONFERENCE	3-0	3-0	0-0	0-0

##	Player	gp-gs	min	avg	Total		3-Point		F-Throw		Rebounds				pf	dq	a	to	blk	stl	pts	avg
					fg-fga	fg%	3fg-fga	3fg%	ft-fa	ft%	off	def	tot	avg								
34	Davison, Brad	3-3	97	32.3	16-27	.593	4-9	.444	11-11	1.000	2	7	9	3.0	4	0	8	5	0	6	47	15.7
23	King, Kobe	2-2	69	34.5	8-20	.400	1-3	.333	11-14	.786	4	5	9	4.5	1	0	4	1	1	4	28	14.0
02	Ford, Aleem	3-3	70	23.3	15-31	.484	4-13	.308	5-7	.714	2	11	13	4.3	11	1	2	3	3	2	39	13.0
01	Pritzl, Brevin	3-1	73	24.3	11-24	.458	6-16	.375	9-10	.900	10	13	23	7.7	7	0	2	4	2	0	37	12.3
35	Reuvers, Nate	3-3	85	28.3	10-26	.385	3-8	.375	11-12	.917	5	14	19	6.3	9	0	3	7	11	2	34	11.3
00	Trice, D'Mitrik	3-3	87	29.0	9-24	.375	4-13	.308	0-0	.000	1	8	9	3.0	2	0	6	4	0	5	22	7.3
03	McGrory, Walt	2-0	25	12.5	3-6	.500	1-3	.333	2-2	1.000	0	2	2	1.0	1	0	2	1	0	0	9	4.5
05	Wahl, Tyler	3-0	41	13.7	2-4	.500	1-3	.333	1-2	.500	2	4	6	2.0	7	0	3	4	1	2	6	2.0
12	Anderson, Trevor	3-0	34	11.3	0-2	.000	0-0	.000	3-4	.750	1	5	6	2.0	3	0	7	0	0	1	3	1.0
32	Hedstrom, Joe	3-0	9	3.0	0-1	.000	0-0	.000	0-0	.000	0	1	1	0.3	2	0	0	1	0	0	0	0.0
04	Higginbottom, Carter	2-0	2	1.0	0-0	.000	0-0	.000	0-0	.000	0	0	0	0.0	0	0	0	1	0	0	0	0.0
31	Ballard, Michael	3-0	3	1.0	0-0	.000	0-0	.000	0-0	.000	0	1	1	0.3	0	0	0	0	0	0	0	0.0
15	Cuevas, Courtland	2-0	2	1.0	0-1	.000	0-1	.000	0-0	.000	0	0	0	0.0	0	0	0	0	0	0	0	0.0
20	Qawi, Samad	3-0	3	1.0	0-0	.000	0-0	.000	0-0	.000	0	0	0	0.0	0	0	0	1	0	0	0	0.0
Team											1	8	9									
Total.....		3	600		74-166	.446	24-69	.348	53-62	.855	28	79	107	35.7	47	1	37	32	18	22	225	75.0
Opponents.....		3	600		61-159	.384	24-59	.407	30-42	.714	21	67	88	29.3	59	1	32	44	9	12	176	58.7

TEAM STATISTICS	WIS	OPP	Date	Opponent	Score	Att.
SCORING	225	176	11/08/19	EASTERN ILL.	w 65-52	17106
Points per game	75.0	58.7	11/13/19	MCNEESE	w 83-63	16816
Scoring margin	+16.3	-	11/17/19	MARQUETTE	w 77-61	17287
FIELD GOALS-ATT	74-166	61-159	* - Conference game			
Field goal pct	.446	.384				
3 POINT FG-ATT	24-69	24-59				
3-point FG pct	.348	.407				
3-pt FG made per game	8.0	8.0				
FREE THROWS-ATT	53-62	30-42				
Free throw pct	.855	.714				
F-Throws made per game	17.7	10.0				
REBOUNDS	107	88				
Rebounds per game	35.7	29.3				
Rebounding margin	+6.3	-				
ASSISTS	37	32				
Assists per game	12.3	10.7				
TURNOVERS	32	44				
Turnovers per game	10.7	14.7				
Turnover margin	+4.0	-				
Assist/turnover ratio	1.2	0.7				
STEALS	22	12				
Steals per game	7.3	4.0				
BLOCKS	18	9				
Blocks per game	6.0	3.0				
ATTENDANCE	51209	0				
Home games-Avg/Game	3-17070	0-0				
Neutral site-Avg/Game	-	0-0				

Score by Periods	1st	2nd	Totals
Wisconsin	105	120	225
Opponents	90	86	176



# AWAY/NEUTRAL STATISTICS

Updated Through November 5, 2019

RECORD:	OVERALL	HOME	AWAY	NEUTRAL
ALL GAMES	0-1	0-0	0-0	0-1
CONFERENCE	0-0	0-0	0-0	0-0
NON-CONFERENCE	0-1	0-0	0-0	0-1

##	Player	gp-gs	min	avg	Total		3-Point		F-Throw		Rebounds				pf	dq	a	to	blk	stl	pts	avg
					fg-fga	fg%	3fg-fga	3fg%	ft-fa	ft%	off	def	tot	avg								
35	Reuvers, Nate	1-1	41	41.0	8-18	.444	1-4	.250	5-7	.714	2	4	6	6.0	2	0	0	3	4	0	22	22.0
34	Davison, Brad	1-1	38	38.0	6-13	.462	1-4	.250	3-4	.750	1	3	4	4.0	4	0	0	1	0	0	16	16.0
00	Trice, D'Mitrik	1-1	39	39.0	3-7	.429	2-4	.500	2-2	1.000	0	3	3	3.0	2	0	3	3	0	0	10	10.0
02	Ford, Aleem	1-1	34	34.0	3-9	.333	1-6	.167	0-0	.000	2	3	5	5.0	3	0	2	3	0	1	7	7.0
23	King, Kobe	1-1	30	30.0	1-2	.500	0-0	.000	4-7	.571	0	4	4	4.0	2	0	1	4	0	0	6	6.0
05	Wahl, Tyler	1-0	12	12.0	1-3	.333	0-1	.000	0-0	.000	0	0	0	0.0	1	0	1	0	0	0	2	2.0
32	Hedstrom, Joe	1-0	1	1.0	0-0	.000	0-0	.000	0-0	.000	0	0	0	0.0	0	0	0	0	0	0	0	0.0
01	Pritzl, Brevin	1-0	22	22.0	0-0	.000	0-0	.000	0-0	.000	1	2	3	3.0	0	0	1	0	0	0	0	0.0
12	Anderson, Trevor	1-0	8	8.0	0-0	.000	0-0	.000	0-0	.000	0	1	1	1.0	0	0	0	0	0	0	0	0.0
Team											1	1	2									
Total.....		1	225		22-52	.423	5-19	.263	14-20	.700	7	21	28	28.0	14	0	8	14	4	1	63	63.0
Opponents.....		1	225		24-61	.393	8-18	.444	9-13	.692	13	23	36	36.0	20	2	10	15	2	6	65	65.0

TEAM STATISTICS	WIS	OPP	Date	Opponent	Score	Att.
SCORING	63	65	11/05/19	vs Saint Mary's (CA)	Lot 63-65	3301
Points per game	63.0	65.0	* - Conference game			
Scoring margin	-2.0	-				
FIELD GOALS-ATT	22-52	24-61				
Field goal pct	.423	.393				
3 POINT FG-ATT	5-19	8-18				
3-point FG pct	.263	.444				
3-pt FG made per game	5.0	8.0				
FREE THROWS-ATT	14-20	9-13				
Free throw pct	.700	.692				
F-Throws made per game	14.0	9.0				
REBOUNDS	28	36				
Rebounds per game	28.0	36.0				
Rebounding margin	-8.0	-				
ASSISTS	8	10				
Assists per game	8.0	10.0				
TURNOVERS	14	15				
Turnovers per game	14.0	15.0				
Turnover margin	+1.0	-				
Assist/turnover ratio	0.6	0.7				
STEALS	1	6				
Steals per game	1.0	6.0				
BLOCKS	4	2				
Blocks per game	4.0	2.0				
ATTENDANCE	0	3301				
Home games-Avg/Game	0-0	0-0				
Neutral site-Avg/Game	-	1-3301				

Score by Periods	1st	2nd	OT	Totals
Wisconsin	24	30	9	63
Opponents	30	24	11	65

# GAME-BY-GAME STATISTICS

Updated Through November 17, 2019

## WISCONSIN

Opponent	Date	Score		Total		3-Pointers		Free throws		Rebounds				pf	a	t/o	blk	stl	pts	avg
				fg-fga	pct	3fg-fga	pct	ft-fta	pct	off	def	tot	avg							
vs Saint Mary's (CA)	11/05/19	63-65	Lot	22-52	.423	5-19	.263	14-20	.700	7	21	28	28.0	14	8	14	4	1	63	63.0
EASTERN ILL.	11/08/19	65-52	W	21-55	.382	3-18	.167	20-24	.833	12	30	42	35.0	13	7	11	12	6	65	64.0
MCNEESE	11/13/19	83-63	W	29-55	.527	10-28	.357	15-18	.833	7	21	28	32.7	15	19	9	3	10	83	70.3
MARQUETTE	11/17/19	77-61	W	24-56	.429	11-23	.478	18-20	.900	9	28	37	33.8	19	11	12	3	6	77	72.0
Wisconsin		288		96-218	.440	29-88	.330	67-82	.817	35	100	135	33.8	61	45	46	22	23	288	72.0
Opponents		241		85-220	.386	32-77	.416	39-55	.709	34	90	124	31.0	79	42	59	11	18	241	60.2

Games played: 4  
Points/game: 72.0  
FG Pct: 44.0  
3FG Pct: 33.0  
FT Pct: 81.7

Rebounds/game: 33.8  
Assists/game: 11.3  
Turnovers/game: 11.5  
Assist/turnover ratio: 1.0  
Steals/game: 5.8  
Blocks/game: 5.5

## OPPONENT

Opponent	Date	Score		Total		3-Pointers		Free throws		Rebounds				pf	a	t/o	blk	stl	pts	avg
				fg-fga	pct	3fg-fga	pct	ft-fta	pct	off	def	tot	avg							
vs Saint Mary's (CA)	11/05/19	63-65	Lot	24-61	.393	8-18	.444	9-13	.692	13	23	36	36.0	20	10	15	2	6	65	65.0
EASTERN ILL.	11/08/19	65-52	W	21-63	.333	7-19	.368	3-8	.375	11	24	35	35.5	22	10	11	4	6	52	58.5
MCNEESE	11/13/19	83-63	W	21-45	.467	8-21	.381	13-17	.765	5	19	24	31.7	21	13	18	2	4	63	60.0
MARQUETTE	11/17/19	77-61	W	19-51	.373	9-19	.474	14-17	.824	5	24	29	31.0	16	9	15	3	2	61	60.2
Opponents		241		85-220	.386	32-77	.416	39-55	.709	34	90	124	31.0	79	42	59	11	18	241	60.2
Wisconsin		288		96-218	.440	29-88	.330	67-82	.817	35	100	135	33.8	61	45	46	22	23	288	72.0

Games played: 4  
Points/game: 60.2  
FG Pct: 38.6  
3FG Pct: 41.6  
FT Pct: 70.9

Rebounds/game: 31.0  
Assists/game: 10.5  
Turnovers/game: 14.8  
Assist/turnover ratio: 0.7  
Steals/game: 4.5  
Blocks/game: 2.8

**GAME 1: #20 SAINT MARY'S 65, WISCONSIN 63 (OT)**

Nov. 5, 2019 • Sioux Falls, S.D. • Sanford Pentagon



Official Basketball Box Score - Final  
**Saint Mary's (CA) at Wisconsin**  
 11/05/19 Sanford Pentagon, Sioux Falls, SD  
 2019-20 Men's Basketball

Game Time: 8:00 PM  
 Game Duration: 2:14  
 Attendance: 3,301

Officials: John Higgins, Eric Curry, Kelly Pfeiffer

**Saint Mary's (CA) - 65**

Record: 1-0

NO. Name	Min	FG M-A	3P M-A	FT M-A	Rebounds OR TR TOT	Fouls PF	TP	AS	TO	ST	Blocks B	+/-
11 Matthias Tass	F 26:19	2-6	0-0	1-2	3 7 10	5 3 5	4	2	0	0	1	2
24 Malik Fitts	F 39:19	6-13	1-2	3-5	2 3 5	0 3 16	1	3	1	0	6	6
0 Tanner Krebs	G 39:37	3-6	1-3	2-2	1 7 8	4 2 9	0	1	1	0	0	-6
1 Logan Johnson	G 35:35	1-7	1-3	2-2	1 1 2	1 1 3	1	0	3	1	0	-3
3 Jordan Ford	G 45:00	11-24	4-8	0-0	1 1 2	2 3 26	3	4	3	0	2	2
23 Kristers Zorks	09:25	0-1	0-0	0	2 2 1	0 0 1	0	1	0	0	0	1
14 Kyle Bowen	07:57	0-1	0-1	1-2	1 0 1	0 1 1	0	0	0	0	0	1
42 Dan Fotu	15:11	0-1	0-0	0-0	0 1 1	5 0 0	1	1	1	0	0	-2
41 Aaron Menzies	01:14	0-0	0-0	0	0 0 0	1 0 0	0	0	0	0	0	-3
44 Alex Ducas	05:23	1-2	1-1	0-0	2 0 2	2 1 1	0	0	0	0	0	8
Team					2 1 3	0 0 1	0	0	0	0	0	8
Totals		24-61	8-18	9-13	23 33 26	24 10 65	10	15	6	2	4	2

Technical Fouls: NONE

Shooting By Period

1st FG% 11-27 40.7%

3PT% 6-11 54.5%

FT% 2-4 50%

2nd FG% 11-26 42.3%

3PT% 1-5 20%

FT% 1-1 100%

OT FG% 2-8 25.0%

3PT% 1-2 50.0%

FT% 6-8 75%

GM FG% 24-61 39.3%

3PT% 8-18 44.4%

FT% 9-13 69.2%

Dead Ball Rebounds: 4, 0

**Wisconsin - 63**

Record: 0-1

NO. Name	Min	FG M-A	3P M-A	FT M-A	Rebounds Rb OT TOT	Fouls Fb PD	TP	AS	TO	ST	Blocks Bk	+/-				
2 Aleem Ford	F 34:03	3-9	1-6	0-0	2	3	5	3	7	2	3	1	0	1	9	
35 Nate Reuvers	F 41:31	8-18	1-4	5-7	2	4	6	2	22	0	3	0	4	0	1	
0 D'Mitric Trice	G 38:42	3-7	2-4	2-2	0	3	4	2	10	3	0	0	0	0	3	
23 Kobe King	G 30:05	1-2	0-0	4-7	0	4	4	2	5	6	1	4	0	0	-9	
34 Brad Davison	G 37:21	6-13	1-4	3-4	1	3	4	4	6	16	0	1	0	0	-1	
12 Trevor Anderson	08:44	0-0	0-0	0-0	0	1	1	0	1	0	0	0	0	0	-7	
1 Brevin Pritzl	21:45	0-0	0-0	0-0	1	2	3	0	1	0	1	0	0	0	5	
5 Tyler Wahl	12:08	1-3	0-1	0-0	0	0	0	1	0	2	1	0	0	0	-15	
32 Joe Hedstrom	00:41	0-0	0-0	0-0	0	0	0	0	0	0	0	0	0	0	0	
Team					1	1	2	0	0	0	0	0	0	0	0	
Totals		22-52	5-19	14-20	7	21	28	14	20	63	8	14	1	4	2	-2

Technical Fouls: NONE

Shooting By Period

1st FG% 10-25 40.0%

3PT% 2-7 28.6%

FT% 2-5 40%

2nd FG% 10-22 45.5%

3PT% 3-10 30.0%

FT% 7-9 77.8%

OT FG% 2-5 40.0%

3PT% 0-2 0.0%

FT% 5-6 83.3%

GM FG% 22-52 42.3%

3PT% 5-19 26.3%

FT% 14-20 70.0%

Dead Ball Rebounds: 6, 3

	SMC	WS
Biggest lead	10 (1st 1:14)	8 (1st 7:38)
Best Scoring Run	13 (1st 2:10)	9 (2nd 3:29)
Lead Changes	8	
Times Tied	5	
Time with Lead	24:55	16:47

Points from Turnovers	SMC	WS
16	14	
20	28	
Second Chance	14	6
Fast Breaks	8	0
Bench	4	2

Period by Period Scoring	1st	2nd	OT1	TOT
SMC	30	24	11	65
WS	24	30	9	63

**NOTES:** Wisconsin opened its season facing a ranked opponent for the first time since 1995... Reuvers finished with career highs in points (22), FG (8), FGA (18), FT (7) and minutes played (42)... King had a career high 7 FTA... Hedstrom played his first career game.

**GAME 3: WISCONSIN 83, McNEESE STATE 63**

Nov. 13, 2019 • Madison, Wis. • Kohl Center

Official Basketball Box Score - Final  
**McNeese at Wisconsin**  
 11/13/19 Kohl Center, Madison  
 2019-20 Men's Basketball

Game Time: 6:00 PM  
 Game Duration: 1:56  
 Attendance: 15,616

Officials: Lamont Simpson, Bill B, Edwin Young

**McNeese - 63**

Record: 1-3

NO. Name	Min	FG	3P	FT	Rebounds	Fouls	TP	AS	TO	ST	Blocks	Bs	+/-		
					DR	OT	FF								
23 Shamarius Kennedy	F 31:14	6-9	0-0	8-10	1	4	5	3	8	20	3	1	0	1	-1
0 Dru Kushausen	G 30:26	3-9	3-6	0-0	0	3	3	1	0	9	1	1	0	0	-1
12 A.J. Lawson	G 26:30	4-6	2-2	0-0	0	1	1	3	1	10	3	6	1	0	-1
13 Trey Johnson	G 24:32	1-3	1-2	0-0	0	1	1	1	0	3	1	1	1	1	-2
22 Roydell Brown	G 20:29	3-5	0-0	1-2	0	3	3	4	1	7	0	1	1	0	0
24 Chris Orlina	16:10	2-2	1-1	2-3	2	1	3	2	3	7	0	2	0	0	-2
44 Truman Moore	08:37	0-0	0-0	0-0	0	1	0	1	2	1	0	0	1	0	-6
2 Sam Baker	16:14	1-5	1-5	0-0	0	0	0	0	2	0	3	3	0	0	-1
3 Leondre Washington	16:22	0-3	0-3	2-2	0	4	4	3	1	2	2	2	1	0	-2
20 Jalen Poyser	06:59	1-3	0-2	0-0	0	0	0	0	0	2	0	0	0	0	-3
11 Myles Hutchinson	02:27	0-0	0-0	0-0	0	0	0	0	0	0	0	0	0	0	5
Team					1	2	3	0	0	0	0	0	0	0	0
Totals		21-45	8-21	13-17	5	19	24	21	15	63	13	18	4	2	-3

Technical Fouls: NONE

Shooting By Period

1st FG% 10-22 45.5%

3PT% 3-7 42.9%

FT% 11-14 78.6%

2nd FG% 11-23 47.8%

3PT% 5-14 35.7%

FT% 2-3 66.7%

GM FG% 21-45 46.7%

3PT% 8-21 38.1%

FT% 13-17 76.5%

Dead Ball Rebounds: 2, 1

**Wisconsin - 83**

Record: 2-1

Wiscanson - 83		Hesburgh - 23													
NO. Name		Min	FG	3P	FT	OR	Reb	PF	Fouls	TP	AS	TO	ST	Blocks	B+
2	Aleem Ford	F 25:48	7-11	2-4	0-0	1	1	2	3	0	16	1	0	1	1
35	Nate Reuvers	F 20:29	4-9	0-2	2-3	2	2	4	4	10	2	1	1	0	0
0	D'Mitric Trice	G 27:37	3-9	2-7	0-0	0	3	3	0	2	8	3	1	1	0
1	Brevin Pritzl	G 21:09	4-9	2-6	3-4	2	1	3	2	3	13	2	0	0	1
34	Brad Davison	G 33:18	7-8	3-4	7-7	0	3	3	0	6	24	2	3	4	0
5	Tyler Wahl	26:01	1-2	0-1	1-2	1	2	3	2	4	3	3	1	2	0
3	Walt McGrogy	23:54	3-6	1-3	2-2	0	2	2	1	1	9	2	1	0	0
12	Trevor Anderson	12:42	0-0	0-0	0	0	2	2	1	1	0	4	0	1	0
32	Joe Hedstrom	04:38	0-0	0-0	0-0	1	1	2	0	0	0	1	0	0	-1
4	Carter Higginbottom	01:06	0-0	0-0	0	0	0	0	0	0	0	0	0	0	-1
15	Courtland Cuevas	01:06	0-1	0-1	0-0	0	0	0	0	0	0	0	0	0	0

Technical Fouls: NONE

Shooting By Period

1st FG% 12-27 44.4%

3PT% 3-13 23.1%

FT% 10-12 83.3%

2nd FG% 17-28 60.7%

3PT% 7-15 46.7%

FT% 5-6 83.3%

GM FG% 29-55 52.7%

3PT% 10-28 35.7%

FT% 15-18 83.3%

Dead Ball Rebounds: 2, 0

	McNees	UW
Biggest lead	8 (1st 15:39)	26 (2nd 2:27)
Best Scoring Run	6 (1st 18:24)	11 (2nd 7:11)
Lead Changes	9	
Times Tied	8	
Time with Lead	14:31	23:37

Points from Turnovers	McNees	UW
2	30	
Paint	26	32
Second Chance	2	8
Fast Breaks	7	14
Bench	14	12

Period by Period Scoring	1st	2nd	TOT
McNees	34	29	63
UW	37	46	83

**NOTES:** Wisconsin scored a season-high 83 points... Davison reached the 20-point threshold for the 6th time in his career; double figures the 41st time... Davison matched a career high 4 steals... King did not play with lower leg injury... Pritzl made his first start of the season (22nd career)... Ford scored a career high 16 points... Reuvers reached double figures for the 3rd time in 3 games.

**GAME 2: WISCONSIN 65, EASTERN ILLINOIS 52**

Nov. 8, 2019 • Madison, Wis. • Kohl Center



Official Basketball Box Score - Final  
**Eastern Ill. at Wisconsin**  
 11/08/19 Kohl Center, Madison  
 2019-20 Men's Basketball

Game Time: 7:01 PM  
 Game Duration: 2:01  
 Attendance: 17,106

Officials: Don Dalry, Steve McJunkins, Lewis Garrison

**Eastern Ill. - 52**

Record: 0-2

Season 10 - 2022																	
NO. Name		Min	FG	3P	FT	Rebounds	Fouls	TP	AS	TO	ST	Blocks	+/-				
			M	A	M	A	OR	DR	TO								
2 Jordan Skipper-Brown	F	24:43	3-6	0-1	0-0	0	2	2	4	1	6	0	2	1	2	1	-14
3 Mack Smith	G	27:30	2-6	1-4	0-0	0	3	3	1	0	5	0	2	1	0	0	-5
4 Marvin Johnson	G	28:37	5-17	2-4	0-0	2	1	3	1	1	12	1	0	0	3	0	-2
22 Josiah Wallace	G	25:59	2-12	1-3	0-0	0	5	5	1	0	5	1	0	0	1	3	-17
35 George Dixon	G	31:45	4-8	1-1	2-6	5	3	8	4	8	11	4	0	2	1	0	-1
5 Shareef Smith		18:25	2-7	1-4	0-0	0	2	2	4	1	5	3	1	0	0	1	-4
25 Deang Deang		25:36	2-6	1-2	1-2	0	5	5	1	1	6	1	2	1	0	1	-11
32 JaQuavis Matlock		12:29	1-1	0-0	0-0	3	2	5	4	1	2	0	0	0	0	0	-7
12 Dondre Dixon		04:08	0-0	0-0	0-0	0	0	1	0	1	0	0	1	0	0	0	-5
21 Braxton Shaw		00:48	0-0	0-0	0-0	0	0	1	1	0	0	0	0	0	0	0	1
Team																	
			0	0	0	0	0	0	0	0	0	0	0	0	0	0	0
Totals			216.3	7.9	3.8	11	24	35	27	13	52	10	13	6	4	12	13



## SPECIAL STATISTICS

Updated Through November 17, 2019

Game (Wis/Opp)	Pts off T/O	Pts in Paint	2nd Chance Pts	Fast Break Pts	Bench Pts
11/5/19 vs. #20 Saint Mary's	14 / 16	28 / 20	6 / 14	0 / 8	2 / 4
11/8/19 vs. Eastern Illinois	17 / 15	28 / 20	13 / 16	3 / 7	10 / 13
11/13/19 vs. McNeese St.	30 / 2	32 / 26	8 / 2	14 / 7	12 / 14
11/17/19 vs. Marquette	19 / 5	24 / 10	14 / 3	9 / 7	20 / 19
RUNNING TOTAL	80 / 38	112 / 76	41 / 35	26 / 29	44 / 50
PER GAME AVERAGE	20.0 / 9.5	28.0 / 19.0	10.3 / 8.8	6.5 / 7.3	11.0 / 12.5

# CAREER AND SEASON HIGHS

## 0 | D'MITRIK TRICE

- **POINTS**  
Season: 10 (2x) MR vs. Marquette (11/17/19)  
Career: 25 vs. Oklahoma (11/22/18)
- **FIELD GOALS**  
Season: 4 vs. Marquette (11/17/19)  
Career: 8 vs. Oklahoma (11/22/18)
- **FIELD GOAL ATTEMPTS**  
Season: 9 (2x) MR vs. Marquette (11/17/19)  
Career: 20 vs. Stanford (11/21/18)
- **3-POINT FIELD GOALS**  
Season: 2 (3x) MR vs. Marquette (11/17/19)  
Career: 7 vs. Oklahoma (11/22/18)
- **3-POINT FIELD GOAL ATTEMPTS**  
Season: 7 vs. McNeese State (11/13/19)  
Career: 10 vs. Oregon (3/22/19)
- **FREE THROWS**  
Season: 2 vs. Saint Mary's (11/5/19)  
Career: 6 (2x) MR at Indiana (2/26/19)
- **FREE THROW ATTEMPTS**  
Season: 2 vs. Saint Mary's (11/5/19)  
Career: 9 at Indiana (2/26/19)
- **REBOUNDS**  
Season: 4 vs. Eastern Illinois (11/8/19)  
Career: 7 (2x) MR at Marquette (12/8/18)
- **ASSISTS**  
Season: 3 (2x) MR vs. McNeese State (11/13/19)  
Career: 7 vs. Chicago State (11/17/16)
- **BLOCKED SHOTS**  
Season: --  
Career: 1 (5x) MR at Northwestern (2/23/19)
- **STEALS**  
Season: 3 vs. Marquette (11/17/19)  
Career: 3 (5x) MR vs. Marquette (11/17/19)
- **MINUTES**  
Season: 39 vs. Saint Mary's (11/5/19)  
Career: 41 at Marquette (12/8/18)

## 1 | BREVIN PRITZL

- **POINTS**  
Season: 15 vs. Marquette (11/17/19)  
Career: 20 vs. Minnesota (2/19/18)
- **FIELD GOALS**  
Season: 4 (2x) MR vs. Marquette (11/17/19)  
Career: 6 (5x) MR vs. Minnesota (2/19/18)
- **FIELD GOAL ATTEMPTS**  
Season: 9 (2x) MR vs. McNeese State (11/13/19)  
Career: 13 vs. Illinois (1/19/18)
- **3-POINT FIELD GOALS**  
Season: 3 vs. Marquette (11/17/19)  
Career: 6 vs. Minnesota (2/19/18)
- **3-POINT FIELD GOAL ATTEMPTS**  
Season: 6 (2x) MR vs. McNeese State (11/13/19)  
Career: 9 (3x) MR vs. Minnesota (2/19/18)
- **FREE THROWS**  
Season: 4 vs. Marquette (11/17/19)  
Career: 6 at Illinois (2/8/18)
- **FREE THROW ATTEMPTS**  
Season: 4 (2x) MR vs. Marquette (11/17/19)  
Career: 6 (3x) MR vs. Houston Baptist (11/17/18)
- **REBOUNDS**  
Season: 13 vs. Marquette (11/17/19)  
Career: 13 vs. Marquette (11/17/19)
- **ASSISTS**  
Season: 2 vs. McNeese State (11/13/19)  
Career: 4 vs. Green Bay (12/23/17)
- **BLOCKED SHOTS**  
Season: 1 (2x) MR vs. McNeese State (11/13/19)  
Career: 1 (11x) MR vs. McNeese State (11/13/19)
- **STEALS**  
Season: --  
Career: 3 (6x) MR vs. Grambling State (12/22/18)
- **MINUTES**  
Season: 26 vs. Eastern Illinois (11/8/19)  
Career: 39 (2x) MR vs. Michigan State (3/2/18)

## 2 | ALEEM FORD

- **POINTS**  
Season: 16 vs. McNeese State (11/13/19)  
Career: 16 vs. McNeese State (11/13/19)
- **FIELD GOALS**  
Season: 7 vs. McNeese State (11/13/19)  
Career: 7 vs. McNeese State (11/13/19)
- **FIELD GOAL ATTEMPTS**  
Season: 11 vs. McNeese State (11/13/19)  
Career: 11 vs. McNeese State (11/13/19)
- **3-POINT FIELD GOALS**  
Season: 2 vs. McNeese State (11/13/19)  
Career: 4 (4x) MR vs. NC State (11/27/18)
- **3-POINT FIELD GOAL ATTEMPTS**  
Season: 6 vs. Saint Mary's (11/5/19)  
Career: 8 vs. Minnesota (2/19/18)
- **FREE THROWS**  
Season: 3 vs. Marquette (11/17/19)  
Career: 4 (2x) MR vs. Maryland (3/1/18)
- **FREE THROW ATTEMPTS**  
Season: 4 vs. Marquette (11/17/19)  
Career: 4 (3x) MR vs. Marquette (11/17/19)
- **REBOUNDS**  
Season: 7 vs. Marquette (11/17/19)  
Career: 7 (3x) MR vs. Marquette (11/17/19)
- **ASSISTS**  
Season: 2 vs. Saint Mary's (11/5/19)  
Career: 5 vs. Milwaukee (11/24/17)
- **BLOCKED SHOTS**  
Season: 2 vs. Marquette (11/17/19)  
Career: 2 (2x) MR vs. Marquette (11/17/19)
- **STEALS**  
Season: 1 (3x) MR vs. McNeese State (11/13/19)  
Career: 2 (2x) MR vs. Grambling State (12/22/18)
- **MINUTES**  
Season: 34 vs. Saint Mary's (11/5/19)  
Career: 38 at Maryland (2/4/18)

## 3 | WALT McGRORY

- **POINTS**  
Season: 9 vs. McNeese State (11/13/19)  
Career: 9 vs. McNeese State (11/13/19)
- **FIELD GOALS**  
Season: 3 vs. McNeese State (11/13/19)  
Career: 3 vs. McNeese State (11/13/19)
- **FIELD GOAL ATTEMPTS**  
Season: 6 vs. McNeese State (11/13/19)  
Career: 6 vs. McNeese State (11/13/19)
- **3-POINT FIELD GOALS**  
Season: 1 vs. McNeese State (11/13/19)  
Career: 1 (3x) MR vs. McNeese State (11/13/19)
- **3-POINT FIELD GOAL ATTEMPTS**  
Season: 3 vs. McNeese State (11/13/19)  
Career: 3 vs. McNeese State (11/13/19)
- **FREE THROWS**  
Season: 2 vs. McNeese State (11/13/19)  
Career: 4 vs. Green Bay (12/23/17)
- **FREE THROW ATTEMPTS**  
Season: 2 vs. McNeese State (11/13/19)  
Career: 6 vs. Green Bay (12/23/17)
- **REBOUNDS**  
Season: 2 vs. McNeese State (11/13/19)  
Career: 6 vs. Green Bay (12/23/17)
- **ASSISTS**  
Season: 2 vs. McNeese State (11/13/19)  
Career: 2 vs. McNeese State (11/13/19)
- **BLOCKED SHOTS**  
Season: --  
Career: --
- **STEALS**  
Season: --  
Career: 3 vs. UMass Lowell (12/30/17)
- **MINUTES**  
Season: 24 vs. McNeese State (11/13/19)  
Career: 24 vs. McNeese State (11/13/19)

# CAREER AND SEASON HIGHS

## 4 | CARTER HIGGINBOTTOM

- **POINTS**  
Season: --  
Career: --
- **FIELD GOALS**  
Season: --  
Career: --
- **FIELD GOAL ATTEMPTS**  
Season: --  
Career: --
- **3-POINT FIELD GOALS**  
Season: --  
Career: --
- **3-POINT FIELD GOAL ATTEMPTS**  
Season: --  
Career: --
- **FREE THROWS**  
Season: --  
Career: --
- **FREE THROW ATTEMPTS**  
Season: --  
Career: --
- **REBOUNDS**  
Season: --  
Career: --
- **ASSISTS**  
Season: --  
Career: --
- **BLOCKED SHOTS**  
Season: --  
Career: --
- **STEALS**  
Season: --  
Career: --
- **MINUTES**  
Season: 1 vs. McNeese State (11/13/19)  
Career: 1 vs. McNeese State (11/13/19)

## 5 | TYLER WAHL

- **POINTS**  
Season: 3 (2x) MR vs. Marquette (11/17/19)  
Career: 3 (2x) MR vs. Marquette (11/17/19)
- **FIELD GOALS**  
Season: 1 (3x) MR vs. Marquette (11/17/19)  
Career: 1 (3x) MR vs. Marquette (11/17/19)
- **FIELD GOAL ATTEMPTS**  
Season: 3 vs. Saint Mary's (11/5/19)  
Career: 3 vs. Saint Mary's (11/5/19)
- **3-POINT FIELD GOALS**  
Season: 1 vs. Marquette (11/17/19)  
Career: 1 vs. Marquette (11/17/19)
- **3-POINT FIELD GOAL ATTEMPTS**  
Season: 1 (4x) MR vs. Marquette (11/17/19)  
Career: 1 (4x) MR vs. Marquette (11/17/19)
- **FREE THROWS**  
Season: 1 vs. McNeese State (11/13/19)  
Career: 1 vs. McNeese State (11/13/19)
- **FREE THROW ATTEMPTS**  
Season: 2 vs. McNeese State (11/13/19)  
Career: 2 vs. McNeese State (11/13/19)
- **REBOUNDS**  
Season: 3 (2x) MR vs. Marquette (11/17/19)  
Career: 3 (2x) MR vs. Marquette (11/17/19)
- **ASSISTS**  
Season: 3 vs. McNeese State (11/13/19)  
Career: 3 vs. McNeese State (11/13/19)
- **BLOCKED SHOTS**  
Season: 1 vs. Eastern Illinois (11/8/19)  
Career: 1 vs. Eastern Illinois (11/8/19)
- **STEALS**  
Season: 2 vs. McNeese State (11/13/19)  
Career: 2 vs. McNeese State (11/13/19)
- **MINUTES**  
Season: 26 vs. McNeese State (11/13/19)  
Career: 26 vs. McNeese State (11/13/19)

## 11 | MICAH POTTER

\* recorded while at Ohio State

- **POINTS**  
Season: --  
Career: 17 vs. Texas Southern (11/16/17)\*
- **FIELD GOALS**  
Season: --  
Career: 5 (3x) MR at Northwestern (1/17/18)\*
- **FIELD GOAL ATTEMPTS**  
Season: --  
Career: 10 vs. Marshall (11/25/16)\*
- **3-POINT FIELD GOALS**  
Season: --  
Career: 3 vs. N.C. Central (11/14/16)\*
- **3-POINT FIELD GOAL ATTEMPTS**  
Season: --  
Career: 4 (4x) MR vs. Penn State (3/2/18)\*
- **FREE THROWS**  
Season: --  
Career: 9 vs. Texas Southern (11/16/17)\*
- **FREE THROW ATTEMPTS**  
Season: --  
Career: 10 vs. Texas Southern (11/16/17)\*
- **REBOUNDS**  
Season: --  
Career: 12 vs. Marshall (11/25/16)\*
- **ASSISTS**  
Season: --  
Career: 2 (3x) MR vs. Citadel (12/19/17)\*
- **BLOCKED SHOTS**  
Season: --  
Career: 2 (4x) MR vs. Radford (11/12/17)\*
- **STEALS**  
Season: --  
Career: 3 (2x) MR vs. Citadel (12/19/17)\*
- **MINUTES**  
Season: --  
Career: 31 vs. Texas Southern (11/16/17)\*

## 12 | TREVOR ANDERSON

\*\* recorded while at Green Bay

- **POINTS**  
Season: 2 vs. Marquette (11/17/19)  
Career: 23 vs. SIU-Edwardsville (12/19/16)\*\*
- **FIELD GOALS**  
Season: --  
Career: 6 (2x) MR vs. SIU-Edwardsville (12/19/16)\*\*
- **FIELD GOAL ATTEMPTS**  
Season: 2 vs. Eastern Illinois (11/8/19)  
Career: 12 vs. SIU-Edwardsville (12/19/16)\*\*
- **3-POINT FIELD GOALS**  
Season: --  
Career: 5 vs. SIU-Edwardsville (12/19/16)\*\*
- **3-POINT FIELD GOAL ATTEMPTS**  
Season: --  
Career: 8 vs. SIU-Edwardsville (12/19/16)\*\*
- **FREE THROWS**  
Season: 2 vs. Marquette (11/17/19)  
Career: 7 vs. Milwaukee (1/6/17)\*\*
- **FREE THROW ATTEMPTS**  
Season: 2 vs. Marquette (11/17/19)  
Career: 8 (2x) MR vs. Milwaukee (1/6/17)\*\*
- **REBOUNDS**  
Season: 3 vs. Eastern Illinois (11/8/19)  
Career: 7 at Bowling Green (11/20/16)\*\*
- **ASSISTS**  
Season: 4 vs. McNeese State (11/13/19)  
Career: 7 at Youngstown State (12/31/16)\*\*
- **BLOCKED SHOTS**  
Season: --  
Career: 1 at Cleveland State (12/29/16)\*\*
- **STEALS**  
Season: 1 vs. McNeese State (11/13/19)  
Career: 3 vs. UMKC (11/21/16)\*
- **MINUTES**  
Season: 14 vs. Eastern Illinois (11/8/19)  
Career: 36 vs. SIU-Edwardsville (12/19/16)\*\*



# CAREER AND SEASON HIGHS

## 15 | COURTLAND CUEVAS

- **POINTS**  
Season: --  
Career: --
- **FIELD GOALS**  
Season: --  
Career: --
- **FIELD GOAL ATTEMPTS**  
Season: 1 vs. McNeese State (11/13/19)  
Career: 1 vs. McNeese State (11/13/19)
- **3-POINT FIELD GOALS**  
Season: --  
Career: --
- **3-POINT FIELD GOAL ATTEMPTS**  
Season: 1 vs. McNeese State (11/13/19)  
Career: 1 vs. McNeese State (11/13/19)
- **FREE THROWS**  
Season: --  
Career: --
- **FREE THROW ATTEMPTS**  
Season: --  
Career: --
- **REBOUNDS**  
Season: --  
Career: --
- **ASSISTS**  
Season: --  
Career: --
- **BLOCKED SHOTS**  
Season: --  
Career: --
- **STEALS**  
Season: --  
Career: --
- **MINUTES**  
Season: 1 (2x) MR vs. McNeese State (11/13/19)  
Career: 1 (2x) MR vs. McNeese State (11/13/19)

## 20 | SAMAD QAWI

- **POINTS**  
Season: --  
Career: --
- **FIELD GOALS**  
Season: --  
Career: --
- **FIELD GOAL ATTEMPTS**  
Season: --  
Career: --
- **3-POINT FIELD GOALS**  
Season: --  
Career: --
- **3-POINT FIELD GOAL ATTEMPTS**  
Season: --  
Career: --
- **FREE THROWS**  
Season: --  
Career: --
- **FREE THROW ATTEMPTS**  
Season: --  
Career: --
- **REBOUNDS**  
Season: --  
Career: --
- **ASSISTS**  
Season: --  
Career: --
- **BLOCKED SHOTS**  
Season: --  
Career: --
- **STEALS**  
Season: --  
Career: --
- **MINUTES**  
Season: 1 (2x) MR vs. McNeese State (11/13/19)  
Career: 1 (2x) MR vs. McNeese State (11/13/19)

## 23 | KOBE KING

- **POINTS**  
Season: 18 vs. Eastern Illinois (11/8/19)  
Career: 18 vs. Eastern Illinois (11/8/19)
- **FIELD GOALS**  
Season: 5 vs. Eastern Illinois (11/8/19)  
Career: 5 (2x) MR vs. Eastern Illinois (11/8/19)
- **FIELD GOAL ATTEMPTS**  
Season: 12 vs. Eastern Illinois (11/8/19)  
Career: 12 vs. Eastern Illinois (11/8/19)
- **3-POINT FIELD GOALS**  
Season: 1 vs. Marquette (11/17/19)  
Career: 3 vs. Oklahoma (11/22/18)
- **3-POINT FIELD GOAL ATTEMPTS**  
Season: 2 vs. Marquette (11/17/19)  
Career: 5 (2x) MR vs. Oklahoma (11/22/18)
- **FREE THROWS**  
Season: 8 vs. Eastern Illinois (11/8/19)  
Career: 8 vs. Eastern Illinois (11/8/19)
- **FREE THROW ATTEMPTS**  
Season: 10 vs. Eastern Illinois (11/8/19)  
Career: 10 vs. Eastern Illinois (11/8/19)
- **REBOUNDS**  
Season: 6 vs. Eastern Illinois (11/8/19)  
Career: 6 (2x) MR vs. Eastern Illinois (11/8/19)
- **ASSISTS**  
Season: 4 vs. Marquette (11/17/19)  
Career: 4 vs. Marquette (11/17/19)
- **BLOCKED SHOTS**  
Season: 1 vs. Eastern Illinois (11/8/19)  
Career: 1 (6x) MR vs. Eastern Illinois (11/8/19)
- **STEALS**  
Season: 3 vs. Eastern Illinois (11/8/19)  
Career: 3 vs. Eastern Illinois (11/8/19)
- **MINUTES**  
Season: 37 vs. Eastern Illinois (11/8/19)  
Career: 37 vs. Eastern Illinois (11/8/19)

## 30 | OWEN HAMILTON

- **POINTS**  
Season: --  
Career: 8 vs. Rockford (11/26/17)\*\*\*
- **FIELD GOALS**  
Season: --  
Career: 4 vs. Rockford (11/26/17)\*\*\*
- **FIELD GOAL ATTEMPTS**  
Season: --  
Career: 6 at Iowa (12/29/17)\*\*\*
- **3-POINT FIELD GOALS**  
Season: --  
Career: --
- **3-POINT FIELD GOAL ATTEMPTS**  
Season: --  
Career: 1 at Iowa (12/29/17)\*\*\*
- **FREE THROWS**  
Season: --  
Career: 2 (2x) MR vs. Central Michigan (2/13/18)\*\*\*
- **FREE THROW ATTEMPTS**  
Season: --  
Career: 2 (5x) MR (2/27/18)\*\*\*
- **REBOUNDS**  
Season: --  
Career: 8 vs. Rockford (11/26/17)\*\*\*
- **ASSISTS**  
Season: --  
Career: 1 (3x) at Toledo (2/6/18)\*\*\*
- **BLOCKED SHOTS**  
Season: --  
Career: 1 (3x) MR at Bowling Green State (1/9/18)\*\*\*
- **STEALS**  
Season: --  
Career: 2 (2x) MR at Eastern Michigan (2/24/18)\*\*\*
- **MINUTES**  
Season: --  
Career: 21 at Iowa (12/29/17)\*\*\*

\*\*\* recorded while playing at NIU

# CAREER AND SEASON HIGHS

## 31 | MICHAEL BALLARD

- **POINTS**  
Season: --  
Career: 2 vs. Grambling (12/22/18)
- **FIELD GOALS**  
Season: --  
Career: --
- **FIELD GOAL ATTEMPTS**  
Season: --  
Career: 2 vs. Savannah State (12/13/18)
- **3-POINT FIELD GOALS**  
Season: --  
Career: --
- **3-POINT FIELD GOAL ATTEMPTS**  
Season: --  
Career: 2 vs. Savannah State (12/13/18)
- **FREE THROWS**  
Season: --  
Career: 2 vs. Grambling (12/22/18)
- **FREE THROW ATTEMPTS**  
Season: --  
Career: 2 vs. Grambling (12/22/18)
- **REBOUNDS**  
Season: 1 vs. McNeese State (11/13/19)  
Career: 1 (4x) MR vs. McNeese State (11/13/19)
- **ASSISTS**  
Season: --  
Career: --
- **BLOCKED SHOTS**  
Season: --  
Career: --
- **STEALS**  
Season: --  
Career: --
- **MINUTES**  
Season: 1 (2x) MR vs. McNeese State (11/13/19)  
Career: 3 (2x) MR vs. Grambling (12/22/18)

## 32 | JOE HEDSTROM

- **POINTS**  
Season: --  
Career: --
- **FIELD GOALS**  
Season: --  
Career: --
- **FIELD GOAL ATTEMPTS**  
Season: 1 vs. Eastern Illinois (11/8/19)  
Career: 1 vs. Eastern Illinois (11/8/19)
- **3-POINT FIELD GOALS**  
Season: --  
Career: --
- **3-POINT FIELD GOAL ATTEMPTS**  
Season: --  
Career: --
- **FREE THROWS**  
Season: --  
Career: --
- **FREE THROW ATTEMPTS**  
Season: --  
Career: --
- **REBOUNDS**  
Season: 1 vs. McNeese State (11/13/19)  
Career: 1 vs. McNeese State (11/13/19)
- **ASSISTS**  
Season: --  
Career: --
- **BLOCKED SHOTS**  
Season: --  
Career: --
- **STEALS**  
Season: --  
Career: --
- **MINUTES**  
Season: 5 vs. McNeese State (11/13/19)  
Career: 5 vs. McNeese State (11/13/19)

## 34 | BRAD DAVISON

- **POINTS**  
Season: 24 vs. McNeese State (11/13/19)  
Career: 30 vs. Michigan State (2/25/18)
- **FIELD GOALS**  
Season: 7 vs. McNeese State (11/13/19)  
Career: 10 vs. Michigan State (2/25/18)
- **FIELD GOAL ATTEMPTS**  
Season: 13 (2x) MR vs. Marquette (11/17/19)  
Career: 19 vs. Michigan State (2/25/18)
- **3-POINT FIELD GOALS**  
Season: 3 vs. McNeese State (11/13/19)  
Career: 6 vs. Savannah State (12/13/18)
- **3-POINT FIELD GOAL ATTEMPTS**  
Season: 4 (2x) MR vs. McNeese State (11/13/19)  
Career: 9 vs. Savannah State (12/13/18)
- **FREE THROWS**  
Season: 7 vs. McNeese State (11/13/19)  
Career: 11 vs. Marquette (12/9/17)
- **FREE THROW ATTEMPTS**  
Season: 7 vs. McNeese State (11/13/19)  
Career: 16 vs. Marquette (12/9/17)
- **REBOUNDS**  
Season: 4 vs. Saint Mary's (11/5/19)  
Career: 7 (2x) MR vs. Illinois (2/18/19)
- **ASSISTS**  
Season: 4 vs. Eastern Illinois (11/8/19)  
Career: 6 (2x) MR at Northwestern (2/22/18)
- **BLOCKED SHOTS**  
Season: --  
Career: 1 at Purdue (1/16/18)
- **STEALS**  
Season: 4 vs. McNeese State (11/13/19)  
Career: 4 (5x) MR vs. McNeese State (11/13/19)
- **MINUTES**  
Season: 37 vs. Saint Mary's (11/5/19)  
Career: 44 vs. Minnesota (2/19/18)

## 35 | NATE REUVERS

- **POINTS**  
Season: 22 vs. Saint Mary's (11/5/19)  
Career: 22 (2x) MR: vs. Saint Mary's (11/5/19)
- **FIELD GOALS**  
Season: 8 vs. Saint Mary's (11/5/19)  
Career: 8 vs. Saint Mary's (11/5/19)
- **FIELD GOAL ATTEMPTS**  
Season: 18 vs. Saint Mary's (11/5/19)  
Career: 18 vs. Saint Mary's (11/5/19)
- **3-POINT FIELD GOALS**  
Season: 2 vs. Marquette (11/17/19)  
Career: 4 at Maryland (1/14/19)
- **3-POINT FIELD GOAL ATTEMPTS**  
Season: 4 (2x) vs. Marquette (11/17/19)  
Career: 8 at Maryland (1/14/19)
- **FREE THROWS**  
Season: 5 (2x) MR vs. Eastern Illinois (11/8/19)  
Career: 6 at Illinois (1/23/19)
- **FREE THROW ATTEMPTS**  
Season: 7 vs. Saint Mary's (11/5/19)  
Career: 7 vs. Saint Mary's (11/5/19)
- **REBOUNDS**  
Season: 14 vs. Eastern Illinois (11/8/19)  
Career: 14 vs. Eastern Illinois (11/8/19)
- **ASSISTS**  
Season: 2 vs. McNeese State (11/13/19)  
Career: 4 vs. Maryland (2/1/19)
- **BLOCKED SHOTS**  
Season: 9 vs. Eastern Illinois (11/8/19)  
Career: 9 (2x) MR vs. Eastern Illinois (11/8/19)
- **STEALS**  
Season: 1 (2x) MR vs. Marquette (11/17/19)  
Career: 2 (5x) MR vs. Maryland (2/1/19)
- **MINUTES**  
Season: 42 vs. Saint Mary's (11/5/19)  
Career: 42 vs. Saint Mary's (11/5/19)

INDIVIDUAL GAME-BY-GAME STATISTICS

0 | D'MITRIK TRICE

Opponent	Date	gs	min	Total		3-Pointers		Free throws		Rebounds				pf	a	t/o	blk	stl	pts	avg
				fg-fga	pct	3fg-fga	pct	ft-fa	pct	off	def	tot	avg							
vs Saint Mary's (CA)	11/05/19	*	39	3-7	.429	2-4	.500	2-2	1.000	0	3	3	3.0	2	3	3	0	0	10	10.0
EASTERN ILL.	11/08/19	*	27	2-6	.333	0-1	.000	0-0	.000	1	3	4	3.5	1	1	2	0	1	4	7.0
MCNEESE	11/13/19	*	27	3-9	.333	2-7	.286	0-0	.000	0	3	3	3.3	0	3	1	0	1	8	7.3
MARQUETTE	11/17/19	*	33	4-9	.444	2-5	.400	0-0	.000	0	2	2	3.0	1	2	1	0	3	10	8.0
Totals			4	12-31	.387	6-17	.353	2-2	1.000	1	11	12	3.0	4	9	7	0	5	32	8.0

1 | BREVIN PRITZL

Opponent	Date	gs	min	Total		3-Pointers		Free throws		Rebounds				pf	a	t/o	blk	stl	pts	avg
				fg-fga	pct	3fg-fga	pct	ft-fa	pct	off	def	tot	avg							
vs Saint Mary's (CA)	11/05/19		22	0-0	.000	0-0	.000	0-0	.000	1	2	3	3.0	0	1	0	0	0	0	0.0
EASTERN ILL.	11/08/19		26	3-9	.333	1-6	.167	2-2	1.000	2	5	7	5.0	3	0	2	1	0	9	4.5
MCNEESE	11/13/19	*	21	4-9	.444	2-6	.333	3-4	.750	2	1	3	4.3	2	2	0	1	0	13	7.3
MARQUETTE	11/17/19		26	4-6	.667	3-4	.750	4-4	1.000	6	7	13	6.5	2	0	2	0	0	15	9.3
Totals			1	11-24	.458	6-16	.375	9-10	.900	11	15	26	6.5	7	3	4	2	0	37	9.3

2 | ALEEM FORD

Opponent	Date	gs	min	Total		3-Pointers		Free throws		Rebounds				pf	a	t/o	blk	stl	pts	avg
				fg-fga	pct	3fg-fga	pct	ft-fa	pct	off	def	tot	avg							
vs Saint Mary's (CA)	11/05/19	*	34	3-9	.333	1-6	.167	0-0	.000	2	3	5	5.0	3	2	3	0	1	7	7.0
EASTERN ILL.	11/08/19	*	17	4-10	.400	1-5	.200	2-3	.667	0	4	4	4.5	5	0	1	0	1	11	9.0
MCNEESE	11/13/19	*	26	7-11	.636	2-4	.500	0-0	.000	1	1	2	3.7	3	1	0	1	1	16	11.3
MARQUETTE	11/17/19	*	27	4-10	.400	1-4	.250	3-4	.750	1	6	7	4.5	3	1	2	2	0	12	11.5
Totals			4	18-40	.450	5-19	.263	5-7	.714	4	14	18	4.5	14	4	6	3	3	46	11.5

3 | WALT McGRORY

Opponent	Date	gs	min	Total		3-Pointers		Free throws		Rebounds				pf	a	t/o	blk	stl	pts	avg
				fg-fga	pct	3fg-fga	pct	ft-fa	pct	off	def	tot	avg							
MCNEESE	11/13/19		24	3-6	.500	1-3	.333	2-2	1.000	0	2	2	2.0	1	2	1	0	0	9	9.0
MARQUETTE	11/17/19		1	0-0	.000	0-0	.000	0-0	.000	0	0	0	1.0	0	0	0	0	0	0	4.5
Totals			0	3-6	.500	1-3	.333	2-2	1.000	0	2	2	1.0	1	2	1	0	0	9	4.5

4 | CARTER HIGGINBOTTOM

Opponent	Date	gs	min	Total		3-Pointers		Free throws		Rebounds				pf	a	t/o	blk	stl	pts	avg
				fg-fga	pct	3fg-fga	pct	ft-fa	pct	off	def	tot	avg							
MCNEESE	11/13/19		1	0-0	.000	0-0	.000	0-0	.000	0	0	0	0.0	0	0	0	0	0	0	0.0
MARQUETTE	11/17/19		1	0-0	.000	0-0	.000	0-0	.000	0	0	0	0.0	0	0	1	0	0	0	0.0
Totals			0	0-0	.000	0-0	.000	0-0	.000	0	0	0	0.0	0	0	1	0	0	0	0.0

5 | TYLER WAHL

Opponent	Date	gs	min	Total		3-Pointers		Free throws		Rebounds				pf	a	t/o	blk	stl	pts	avg
				fg-fga	pct	3fg-fga	pct	ft-fa	pct	off	def	tot	avg							
vs Saint Mary's (CA)	11/05/19		12	1-3	.333	0-1	.000	0-0	.000	0	0	0	0.0	1	1	0	0	0	2	2.0
EASTERN ILL.	11/08/19		10	0-1	.000	0-1	.000	0-0	.000	0	0	0	0.0	1	0	1	1	0	0	1.0
MCNEESE	11/13/19		26	1-2	.500	0-1	.000	1-2	.500	1	2	3	1.0	2	3	1	0	2	3	1.7
MARQUETTE	11/17/19		5	1-1	1.000	1-1	1.000	0-0	.000	1	2	3	1.5	4	0	2	0	0	3	2.0
Totals			0	3-7	.429	1-4	.250	1-2	.500	2	4	6	1.5	8	4	4	1	2	8	2.0

# INDIVIDUAL GAME-BY-GAME STATISTICS

## 12 | TREVOR ANDERSON

Opponent	Date	gs	min	Total		3-Pointers		Free throws		Rebounds				pf	a	t/o	blk	stl	pts	avg
				fg-fga	pct	3fg-fga	pct	ft-fa	pct	off	def	tot	avg							
vs Saint Mary's (CA)	11/05/19		8	0-0	.000	0-0	.000	0-0	.000	0	1	1	1.0	0	0	0	0	0	0	0.0
EASTERN ILL.	11/08/19		14	0-2	.000	0-0	.000	1-2	.500	1	2	3	2.0	0	2	0	0	0	1	0.5
MCNEESE	11/13/19		13	0-0	.000	0-0	.000	0-0	.000	0	2	2	2.0	1	4	0	0	1	0	0.3
MARQUETTE	11/17/19		7	0-0	.000	0-0	.000	2-2	1.000	0	1	1	1.8	2	1	0	0	0	2	0.8
Totals		0	42	0-2	.000	0-0	.000	3-4	.750	1	6	7	1.8	3	7	0	0	1	3	0.8

## 15 | COURTLAND CUEVAS

Opponent	Date	gs	min	Total		3-Pointers		Free throws		Rebounds				pf	a	t/o	blk	stl	pts	avg
				fg-fga	pct	3fg-fga	pct	ft-fa	pct	off	def	tot	avg							
EASTERN ILL.	11/08/19		1	0-0	.000	0-0	.000	0-0	.000	0	0	0	0.0	0	0	0	0	0	0	0.0
MCNEESE	11/13/19		1	0-1	.000	0-1	.000	0-0	.000	0	0	0	0.0	0	0	0	0	0	0	0.0
Totals		0	2	0-1	.000	0-1	.000	0-0	.000	0	0	0	0.0	0	0	0	0	0	0	0.0

## 20 | SAMAD QAWI

Opponent	Date	gs	min	Total		3-Pointers		Free throws		Rebounds				pf	a	t/o	blk	stl	pts	avg
				fg-fga	pct	3fg-fga	pct	ft-fa	pct	off	def	tot	avg							
EASTERN ILL.	11/08/19		1	0-0	.000	0-0	.000	0-0	.000	0	0	0	0.0	0	0	0	0	0	0	0.0
MCNEESE	11/13/19		1	0-0	.000	0-0	.000	0-0	.000	0	0	0	0.0	0	0	1	0	0	0	0.0
MARQUETTE	11/17/19		1	0-0	.000	0-0	.000	0-0	.000	0	0	0	0.0	0	0	0	0	0	0	0.0
Totals		0	3	0-0	.000	0-0	.000	0-0	.000	0	0	0	0.0	0	0	1	0	0	0	0.0

## 23 | KOBE KING

Opponent	Date	gs	min	Total		3-Pointers		Free throws		Rebounds				pf	a	t/o	blk	stl	pts	avg
				fg-fga	pct	3fg-fga	pct	ft-fa	pct	off	def	tot	avg							
vs Saint Mary's (CA)	11/05/19	*	30	1-2	.500	0-0	.000	4-7	.571	0	4	4	4.0	2	1	4	0	0	6	6.0
EASTERN ILL.	11/08/19	*	37	5-12	.417	0-1	.000	8-10	.800	3	3	6	5.0	0	0	0	1	3	18	12.0
MARQUETTE	11/17/19	*	32	3-8	.375	1-2	.500	3-4	.750	1	2	3	4.3	1	4	1	0	1	10	11.3
Totals		3	99	9-22	.409	1-3	.333	15-21	.714	4	9	13	4.3	3	5	5	1	4	34	11.3

## 31 | MICHAEL BALLARD

Opponent	Date	gs	min	Total		3-Pointers		Free throws		Rebounds				pf	a	t/o	blk	stl	pts	avg
				fg-fga	pct	3fg-fga	pct	ft-fa	pct	off	def	tot	avg							
EASTERN ILL.	11/08/19		1	0-0	.000	0-0	.000	0-0	.000	0	0	0	0.0	0	0	0	0	0	0	0.0
MCNEESE	11/13/19		1	0-0	.000	0-0	.000	0-0	.000	0	1	1	0.5	0	0	0	0	0	0	0.0
MARQUETTE	11/17/19		1	0-0	.000	0-0	.000	0-0	.000	0	0	0	0.3	0	0	0	0	0	0	0.0
Totals		0	3	0-0	.000	0-0	.000	0-0	.000	0	1	1	0.3	0	0	0	0	0	0	0.0

## 32 | JOE HEDSTROM

Opponent	Date	gs	min	Total		3-Pointers		Free throws		Rebounds				pf	a	t/o	blk	stl	pts	avg
				fg-fga	pct	3fg-fga	pct	ft-fa	pct	off	def	tot	avg							
vs Saint Mary's (CA)	11/05/19		1	0-0	.000	0-0	.000	0-0	.000	0	0	0	0.0	0	0	0	0	0	0	0.0
EASTERN ILL.	11/08/19		3	0-1	.000	0-0	.000	0-0	.000	0	0	0	0.0	0	0	0	0	0	0	0.0
MCNEESE	11/13/19		5	0-0	.000	0-0	.000	0-0	.000	0	1	1	0.3	2	0	1	0	0	0	0.0
MARQUETTE	11/17/19		1	0-0	.000	0-0	.000	0-0	.000	0	0	0	0.3	0	0	0	0	0	0	0.0
Totals		0	10	0-1	.000	0-0	.000	0-0	.000	0	1	1	0.3	2	0	1	0	0	0	0.0



INDIVIDUAL GAME-BY-GAME STATISTICS

34 | BRAD DAVISON

Opponent	Date	gs	min	Total		3-Pointers		Free throws		Rebounds				pf	a	t/o	blk	stl	pts	avg
				fg-fga	pct	3fg-fga	pct	ft-fga	pct	off	def	tot	avg							
vs Saint Mary's (CA)	11/05/19	*	38	6-13	.462	1-4	.250	3-4	.750	1	3	4	4.0	4	0	1	0	0	16	16.0
EASTERN ILL.	11/08/19	*	30	3-6	.500	0-2	.000	2-2	1.000	2	1	3	3.5	1	4	2	0	1	8	12.0
MCNEESE	11/13/19	*	33	7-8	.875	3-4	.750	7-7	1.000	0	3	3	3.3	0	2	3	0	4	24	16.0
MARQUETTE	11/17/19	*	34	6-13	.462	1-3	.333	2-2	1.000	0	3	3	3.3	3	2	0	0	1	15	15.8
Totals		4	135	22-40	.550	5-13	.385	14-15	.933	3	10	13	3.3	8	8	6	0	6	63	15.8

35 | NATE REUVERS

Opponent	Date	gs	min	Total		3-Pointers		Free throws		Rebounds				pf	a	t/o	blk	stl	pts	avg
				fg-fga	pct	3fg-fga	pct	ft-fa	pct	off	def	tot	avg							
vs Saint Mary's (CA)	11/05/19	*	41	8-18	.444	1-4	.250	5-7	.714	2	4	6	6.0	2	0	3	4	0	22	22.0
EASTERN ILL.	11/08/19	*	33	4-8	.500	1-2	.500	5-5	1.000	3	11	14	10.0	2	0	3	9	0	14	18.0
MCNEESE	11/13/19	*	21	4-9	.444	0-2	.000	2-3	.667	2	2	4	8.0	4	2	1	1	1	10	15.3
MARQUETTE	11/17/19	*	31	2-9	.222	2-4	.500	4-4	1.000	0	1	1	6.3	3	1	3	1	1	10	14.0
Totals		4	126	18-44	.409	4-12	.333	16-19	.842	7	18	25	6.3	11	3	10	15	2	56	14.0

# INDIVIDUAL CAREER STATISTICS

Updated Through November 17, 2019

## Anderson, Trevor

Season	gp-gs	min/avg	Total		3-Point		F-Throws		Rebounds				pf	fo	ast	to	blk	stl	Scoring	
			fg-fga	pct	fg-fga	pct	ft-fa	pct	off	def	tot	avg							pts	avg
2016-17*	20-20	570/28.5	58-145	.400	35-93	.376	45-56	.804	11	46	57	2.9	32	0	53	37	1	15	196	9.8
2018-19	8-0	55/6.9	6-10	.600	1-1	1.000	0-0	.000	1	8	9	1.1	3	0	3	1	0	0	13	1.6
2019-20	4-0	42/10.5	0-2	.000	0-0	.000	3-4	.750	1	6	7	1.8	3	0	7	0	0	1	3	0.8
TOTAL	12-0	97/8.1	6-12	.500	1-1	1.000	3-4	.750	2	14	16	1.3	6	0	10	1	0	1	16	1.3
All*	32-20	667/20.8	64-157	.408	36-94	.383	48-60	.800	13	60	73	2.3	38	0	63	38	1	16	212	6.6

\* Statistics from prior team/school

## Ballard, Michael

Season	gp-gs	min/avg	Total		3-Point		F-Throws		Rebounds				pf	fo	ast	to	blk	stl	Scoring	
			fg-fga	pct	fg-fga	pct	ft-fa	pct	off	def	tot	avg							pts	avg
2017-18	1-0	1/1.0	0-0	.000	0-0	.000	0-0	.000	0	0	0	0.0	0	0	0	0	0	0	0	0.0
2018-19	9-0	17/1.9	0-4	.000	0-3	.000	2-2	1.000	2	1	3	0.3	2	0	0	0	0	0	2	0.2
2019-20	3-0	3/1.0	0-0	.000	0-0	.000	0-0	.000	0	1	1	0.3	0	0	0	0	0	0	0	0.0
TOTAL	13-0	21/1.6	0-4	.000	0-3	.000	2-2	1.000	2	2	4	0.3	2	0	0	0	0	0	2	0.2

## Cuevas, Courtland

Season	gp-gs	min/avg	Total		3-Point		F-Throws		Rebounds				pf	fo	ast	to	blk	stl	Scoring	
			fg-fga	pct	fg-fga	pct	ft-fa	pct	off	def	tot	avg							pts	avg
2019-20	2-0	2/1.0	0-1	.000	0-1	.000	0-0	.000	0	0	0	0.0	0	0	0	0	0	0	0	0.0
TOTAL	2-0	2/1.0	0-1	.000	0-1	.000	0-0	.000	0	0	0	0.0	0	0	0	0	0	0	0	0.0

## Davison, Brad

Season	gp-gs	min/avg	Total		3-Point		F-Throws		Rebounds				pf	fo	ast	to	blk	stl	Scoring	
			fg-fga	pct	fg-fga	pct	ft-fa	pct	off	def	tot	avg							pts	avg
2017-18	33-29	1028/31.2	124-306	.405	60-169	.355	90-110	.818	10	66	76	2.3	109	3	83	59	1	40	398	12.1
2018-19	34-34	1096/32.2	115-299	.385	52-149	.349	76-94	.809	10	101	111	3.3	79	2	62	34	2	36	358	10.5
2019-20	4-4	135/33.8	22-40	.550	5-13	.385	14-15	.933	3	10	13	3.3	8	0	8	6	0	6	63	15.8
TOTAL	71-67	2259/31.8	261-645	.405	117-331	.353	180-219	.822	23	177	200	2.8	196	5	153	99	3	82	819	11.5

## Ford, Aleem

Season	gp-gs	min/avg	Total		3-Point		F-Throws		Rebounds				pf	fo	ast	to	blk	stl	Scoring	
			fg-fga	pct	fg-fga	pct	ft-fa	pct	off	def	tot	avg							pts	avg
2017-18	33-20	805/24.4	60-150	.400	45-110	.409	27-33	.818	20	71	91	2.8	64	1	30	25	6	11	192	5.8
2018-19	31-0	429/13.8	35-103	.340	23-80	.288	4-4	1.000	11	48	59	1.9	44	0	11	16	4	8	97	3.1
2019-20	4-4	104/26.0	18-40	.450	5-19	.263	5-7	.714	4	14	18	4.5	14	1	4	6	3	3	46	11.5
TOTAL	68-24	1338/19.7	113-293	.386	73-209	.349	36-44	.818	35	133	168	2.5	122	2	45	47	13	22	335	4.9

## Hedstrom, Joe

Season	gp-gs	min/avg	Total		3-Point		F-Throws		Rebounds				pf	fo	ast	to	blk	stl	Scoring	
			fg-fga	pct	fg-fga	pct	ft-fa	pct	off	def	tot	avg							pts	avg
2019-20	4-0	10/2.5	0-1	.000	0-0	.000	0-0	.000	0	1	1	0.3	2	0	0	1	0	0	0	0.0
TOTAL	4-0	10/2.5	0-1	.000	0-0	.000	0-0	.000	0	1	1	0.3	2	0	0	1	0	0	0	0.0

# INDIVIDUAL CAREER STATISTICS

Updated Through November 17, 2019

## King, Kobe

Season	gp-gs	min/avg	Total		3-Point		F-Throws		Rebounds				pf	fo	ast	to	blk	stl	Scoring	
			fg-fga	pct	fg-fga	pct	ft-fa	pct	off	def	tot	avg							pts	avg
2017-18	10-0	190/19.0	21-46	.457	7-21	.333	3-3	1.000	8	6	14	1.4	10	0	6	3	2	2	52	5.2
2018-19	34-1	646/19.0	55-123	.447	15-49	.306	19-29	.655	20	53	73	2.1	27	0	17	17	3	9	144	4.2
2019-20	3-3	99/33.0	9-22	.409	1-3	.333	15-21	.714	4	9	13	4.3	3	0	5	5	1	4	34	11.3
TOTAL	47-4	935/19.9	85-191	.445	23-73	.315	37-53	.698	32	68	100	2.1	40	0	28	25	6	15	230	4.9

## McGrory, Walt

Season	gp-gs	min/avg	Total		3-Point		F-Throws		Rebounds				pf	fo	ast	to	blk	stl	Scoring	
			fg-fga	pct	fg-fga	pct	ft-fa	pct	off	def	tot	avg							pts	avg
2017-18	9-0	72/8.0	0-5	.000	0-3	.000	5-7	.714	0	8	8	0.9	5	0	4	7	0	4	5	0.6
2018-19	13-0	31/2.4	2-5	.400	2-4	.500	0-0	.000	0	2	2	0.2	2	0	1	2	0	0	6	0.5
2019-20	2-0	25/12.5	3-6	.500	1-3	.333	2-2	1.000	0	2	2	1.0	1	0	2	1	0	0	9	4.5
TOTAL	24-0	128/5.3	5-16	.313	3-10	.300	7-9	.778	0	12	12	0.5	8	0	7	10	0	4	20	0.8

## Pritzl, Brevin

Season	gp-gs	min/avg	Total		3-Point		F-Throws		Rebounds				pf	fo	ast	to	blk	stl	Scoring	
			fg-fga	pct	fg-fga	pct	ft-fa	pct	off	def	tot	avg							pts	avg
2015-16	1-0	4/4.0	0-0	.000	0-0	.000	0-0	.000	0	0	0	0.0	0	0	0	1	0	0	0	0.0
2016-17	24-0	195/8.1	13-38	.342	5-21	.238	14-19	.737	14	12	26	1.1	18	0	2	5	0	7	45	1.9
2017-18	32-21	938/29.3	93-234	.397	53-149	.356	47-55	.855	30	92	122	3.8	56	1	33	17	7	26	286	8.9
2018-19	34-0	668/19.6	50-108	.463	32-78	.410	30-36	.833	15	68	83	2.4	36	0	17	10	3	10	162	4.8
2019-20	4-1	95/23.8	11-24	.458	6-16	.375	9-10	.900	11	15	26	6.5	7	0	3	4	2	0	37	9.3
TOTAL	95-22	1900/20.0	167-404	.413	96-264	.364	100-120	.833	70	187	257	2.7	117	1	55	37	12	43	530	5.6

## Qawi, Samad

Season	gp-gs	min/avg	Total		3-Point		F-Throws		Rebounds				pf	fo	ast	to	blk	stl	Scoring	
			fg-fga	pct	fg-fga	pct	ft-fa	pct	off	def	tot	avg							pts	avg
2019-20	3-0	3/1.0	0-0	.000	0-0	.000	0-0	.000	0	0	0	0.0	0	0	0	1	0	0	0	0.0
TOTAL	3-0	3/1.0	0-0	.000	0-0	.000	0-0	.000	0	0	0	0.0	0	0	0	1	0	0	0	0.0

## Reuvers, Nate

Season	gp-gs	min/avg	Total		3-Point		F-Throws		Rebounds				pf	fo	ast	to	blk	stl	Scoring	
			fg-fga	pct	fg-fga	pct	ft-fa	pct	off	def	tot	avg							pts	avg
2017-18	28-15	466/16.6	58-152	.382	12-47	.255	20-24	.833	19	36	55	2.0	67	0	22	29	26	7	148	5.3
2018-19	34-34	779/22.9	105-234	.449	32-84	.381	26-41	.634	42	91	133	3.9	81	1	34	32	60	10	268	7.9
2019-20	4-4	126/31.5	18-44	.409	4-12	.333	16-19	.842	7	18	25	6.3	11	0	3	10	15	2	56	14.0
TOTAL	66-53	1371/20.8	181-430	.421	48-143	.336	62-84	.738	68	145	213	3.2	159	1	59	71	101	19	472	7.2

## Trice, D'Mitrik

Season	gp-gs	min/avg	Total		3-Point		F-Throws		Rebounds				pf	fo	ast	to	blk	stl	Scoring	
			fg-fga	pct	fg-fga	pct	ft-fa	pct	off	def	tot	avg							pts	avg
2016-17	37-2	677/18.3	70-184	.380	38-91	.418	30-38	.789	7	62	69	1.9	51	0	63	37	3	20	208	5.6
2017-18	10-10	315/31.5	35-92	.380	12-40	.300	12-17	.706	2	18	20	2.0	13	0	23	13	1	6	94	9.4
2018-19	34-34	1107/32.6	133-346	.384	76-195	.390	51-68	.750	6	88	94	2.8	65	1	90	45	1	30	393	11.6
2019-20	4-4	126/31.5	12-31	.387	6-17	.353	2-2	1.000	1	11	12	3.0	4	0	9	7	0	5	32	8.0
TOTAL	85-50	2225/26.2	250-653	.383	132-343	.385	95-125	.760	16	179	195	2.3	133	1	185	102	5	61	727	8.6

## Wahl, Tyler

Season	gp-gs	min/avg	Total		3-Point		F-Throws		Rebounds				pf	fo	ast	to	blk	stl	Scoring	
			fg-fga	pct	fg-fga	pct	ft-fa	pct	off	def	tot	avg							pts	avg
2019-20	4-0	53/13.3	3-7	.429	1-4	.250	1-2	.500	2	4	6	1.5	8	0	4	4	1	2	8	2.0
TOTAL	4-0	53/13.3	3-7	.429	1-4	.250	1-2	.500	2	4	6	1.5	8	0	4	4	1	2	8	2.0

# TEAM SUPERLATIVES

## WISCONSIN

### HIGH

### LOW

• Points	83	McNEESE STATE (11/13/19)	63	vs. Saint Mary's (11/5/19)
• First-Half Points	37	McNEESE STATE (11/13/19)	24	vs. Saint Mary's (11/5/19)
• Second-Half Points	46	McNEESE STATE (11/13/19)	30	vs. Saint Mary's (11/5/19)
• Field Goals Made	29	McNEESE STATE (11/13/19)	21	EASTERN ILLINOIS (11/8/19)
• Field Goal Attempts	56	MARQUETTE (11/17/19)	52	vs. Saint Mary's (11/5/19)
• Field Goal Percentage	.527 (29-55)	McNEESE STATE (11/13/19)	.382 (21-55)	EASTERN ILLINOIS (11/8/19)
• 3-Point Field Goals Made	11	MARQUETTE (11/17/19)	3	EASTERN ILLINOIS (11/8/19)
• 3-Point Field Goal Attempts	28	McNEESE STATE (11/13/19)	18	EASTERN ILLINOIS (11/8/19)
• 3-Point Field Goal Pct. (min. 10 att.)	.478 (11-23)	MARQUETTE (11/17/19)	.167 (3-18)	EASTERN ILLINOIS (11/8/19)
• Free Throws Made	20	EASTERN ILLINOIS (11/8/19)	14	vs. Saint Mary's (11/5/19)
• Free Throw Attempts	24	EASTERN ILLINOIS (11/8/19)	20	2x; MR MARQUETTE (11/17/19)
• Free Throw Pct. (min. 12 att.)	.900	MARQUETTE (11/17/19)	.700 (14-20)	vs. Saint Mary's (11/5/19)
• Offensive Rebounds	12	EASTERN ILLINOIS (11/8/19)	7	2x; MR McNEESE STATE (11/13/19)
• Defensive Rebounds	30	EASTERN ILLINOIS (11/8/19)	21	2x; MR McNEESE STATE (11/13/19)
• Total Rebounds	42	EASTERN ILLINOIS (11/8/19)	28	2x; MR McNEESE STATE (11/13/19)
• Assists	19	McNEESE STATE (11/13/19)	7	EASTERN ILLINOIS (11/8/19)
• Blocked Shots	12	EASTERN ILLINOIS (11/8/19)	3	2x; MR MARQUETTE (11/17/19)
• Steals	10	McNEESE STATE (11/13/19)	1	vs. Saint Mary's (11/5/19)
• Turnovers	14	vs. Saint Mary's (11/5/19)	9	McNEESE STATE (11/13/19)
• Fouls	19	MARQUETTE (11/17/19)	13	EASTERN ILLINOIS (11/8/19)

## OPPONENTS

### HIGH

### LOW

• Points	65	vs. Saint Mary's (11/5/19)	52	EASTERN ILLINOIS (11/8/19)
• First-Half Points	34	McNEESE STATE (11/13/19)	27	EASTERN ILLINOIS (11/8/19)
• Second-Half Points	32	MARQUETTE (11/17/19)	24	vs. Saint Mary's (11/5/19)
• Field Goals Made	24	vs. Saint Mary's (11/5/19)	19	MARQUETTE (11/17/19)
• Field Goal Attempts	63	EASTERN ILLINOIS (11/8/19)	45	McNEESE STATE (11/13/19)
• Field Goal Percentage	.467 (21-45)	McNEESE STATE (11/13/19)	.333 (21-63)	EASTERN ILLINOIS (11/8/19)
• 3-Point Field Goals Made	9	MARQUETTE (11/17/19)	7	EASTERN ILLINOIS (11/8/19)
• 3-Point Field Goal Attempts	21	McNEESE STATE (11/13/19)	18	vs. Saint Mary's (11/5/19)
• 3-Point Field Goal Pct. (min. 10 att.)	.474 (9-19)	vs. Saint Mary's (11/5/19)	.368 (7-19)	EASTERN ILLINOIS (11/8/19)
• Free Throws Made	14	MARQUETTE (11/17/19)	3	EASTERN ILLINOIS (11/8/19)
• Free Throw Attempts	17	2x; MARQUETTE (11/17/19)	8	EASTERN ILLINOIS (11/8/19)
• Free Throw Pct. (min. 10 att.)	.824 (14-17)	MARQUETTE (11/17/19)	.692 (9-13)	vs. Saint Mary's (11/5/19)
• Offensive Rebounds	13	vs. Saint Mary's (11/5/19)	5	2x; MARQUETTE (11/17/19)
• Defensive Rebounds	24	2x; MARQUETTE (11/17/19)	19	McNEESE STATE (11/13/19)
• Total Rebounds	36	vs. Saint Mary's (11/5/19)	24	McNEESE STATE (11/13/19)
• Assists	13	McNEESE STATE (11/13/19)	9	MARQUETTE (11/17/19)
• Blocked Shots	4	EASTERN ILLINOIS (11/8/19)	2	2x; MR McNEESE STATE (11/13/19)
• Steals	6	2x; MR EASTERN ILLINOIS (11/8/19)	2	MARQUETTE (11/17/19)
• Turnovers	18	McNEESE STATE (11/13/19)	15	2x; MARQUETTE (11/17/19)
• Fouls	22	EASTERN ILLINOIS (11/8/19)	16	MARQUETTE (11/17/19)

## MISCELLANEOUS

### HIGH

### SECOND-HIGHEST

• UW's Largest Deficit Overcome in Win	8 (10-2, 15:39 1H) McNEESE STATE (11/13/19)	3 (0-3, 18:34 1H) MARQUETTE (11/17/19)
• UW's Largest Deficit Overcome in Win (2nd Half/OT)	--	
• UW's Largest Lead Surrendered in Loss	8 (17-9, 7:38 1H) vs. Saint Mary's (11/5/19)	
• UW's Largest Lead Surrendered in Loss (2nd Half/OT)	3 (63-60, 2:07 OT) vs. Saint Mary's (11/5/19)	
• UW's Largest Halftime Lead	7 EASTERN ILLINOIS (11/8/19)	5 MARQUETTE (11/17/19)
• UW's Largest Halftime Deficit	6 vs. Saint Mary's (11/5/19)	
• UW's Largest Lead	26 (83-57, 2:27 2H) McNEESE STATE (11/13/19)	18 2x; MR (75-57, 2:40 2H) MARQUETTE (11/17/19)
• UW's Largest Deficit	10 (30-20, 1:14 1H) vs. Saint Mary's (11/5/19)	8 (10-2, 15:39 1H) McNEESE STATE (11/13/19)



# INDIVIDUAL SUPERLATIVES

## WISCONSIN

## HIGH

## SECOND-HIGHEST

• Points	24	Brad Davison (McNEESE STATE - 11/13/19)	22	Nate Reuvers (vs. Saint Mary's - 11/5/19)
• Field Goals Made	8	Nate Reuvers (vs. Saint Mary's - 11/5/19)	7	Brad Davison (McNEESE STATE - 11/13/19)
• Field Goal Attempts	18	Nate Reuvers (vs. Saint Mary's - 11/5/19)	13	Brad Davison (MARQUETTE - 11/17/19)
• Field Goal Pct. (min. 5 made)	.875 (7-8)	Brad Davison (McNEESE STATE - 11/13/19)	.636 (7-11)	Aleem Ford (McNEESE STATE - 11/13/19)
• 3-Point Field Goals Made	3	2x; MR Brevin Pritzl (MARQUETTE - 11/17/19)	2	2X; MR Trice & Reuvers (MARQUETTE - 11/17/19)
• 3-Point Field Goal Attempts	7	D'Mitrik Trice (McNEESE STATE - 11/13/19)	6	3x; MR Brevin Pritzl (McNEESE STATE - 11/13/19)
• 3-Point FG Pct. (min. 3 made)	.750 (3-4)	2x; MR Brevin Pritzl (MARQUETTE - 11/17/19)	--	--
• Free Throws Made	8	Kobe King (EASTERN ILLINOIS - 11/8/19)	7	Brad Davison (McNEESE STATE - 11/13/19)
• Free Throw Attempts	10	Kobe King (EASTERN ILLINOIS - 11/8/19)	7	3x; MR Brad Davison (McNEESE STATE - 11/13/19)
• Free Throw Pct. (min. 7 made)	1.000 (7-7)	Brad Davison (McNEESE STATE - 11/13/19)	.800 (8-10)	Kobe King (EASTERN ILLINOIS - 11/8/19)
• Offensive Rebounds	6	Brevin Pritzl (MARQUETTE - 11/17/19)	3	2x; MR King & Reuvers (EASTERN ILLINOIS - 11/8/19)
• Total Rebounds	14	Nate Reuvers (EASTERN ILLINOIS - 11/8/19)	13	Brevin Pritzl (MARQUETTE - 11/17/19)
• Assists	4	3x; MR Kobe King (MARQUETTE - 11/17/19)	3	3x; MR Trice & Wahl (McNEESE STATE - 11/13/19)
• Blocked Shots	9	Nate Reuvers (EASTERN ILLINOIS - 11/8/19)	4	Nate Reuvers (vs. Saint Mary's - 11/5/19)
• Steals	4	Brad Davison (McNEESE STATE - 11/13/19)	3	2x; MR D'Mitrik Trice (MARQUETTE - 11/17/19)
• Turnovers	4	Kobe King (vs. Saint Mary's - 11/5/19)	3	6x; MR Nate Reuvers (MARQUETTE - 11/17/19)
• Fouls	5	Aleem Ford (EASTERN ILLINOIS - 11/8/19)	4	3x; MR Tyler Wahl (MARQUETTE - 11/17/19)

## OPPONENTS

## HIGH

## SECOND-HIGHEST

• Points	26	Jordan Ford (vs. Saint Mary's - 11/5/19)	20	Shamarkus Kennedy (McNEESE STATE - 11/13/19)
• Field Goals Made	11	Jordan Ford (vs. Saint Mary's - 11/5/19)	6	3x; MR Markus Howard (MARQUETTE - 11/17/19)
• Field Goal Attempts	24	Jordan Ford (vs. Saint Mary's - 11/5/19)	21	Markus Howard (MARQUETTE - 11/17/19)
• Field Goal Pct. (min. 5 made)	.667 (6-9)	Shamarkus Kennedy (McNEESE STATE - 11/13/19)	.555 (5-9)	Koby McEwen (MARQUETTE - 11/17/19)
• 3-Point Field Goals Made	4	2x; MR Kobe McEwen (MARQUETTE - 11/17/19)	3	Dru Kuxhausen (McNEESE STATE - 11/13/19)
• 3-Point Field Goal Attempts	8	Jordan Ford (vs. Saint Mary's - 11/5/19)	7	Markus Howard (MARQUETTE - 11/17/19)
• 3-Point FG Pct. (min. 3 made)	1.000 (4-4)	Koby McEwen (MARQUETTE - 11/17/19)	.500 (3-6)	2x; MR Dru Kuxhausen (McNEESE STATE - 11/13/19)
• Free Throws Made	8	Shamarkus Kennedy (McNEESE STATE - 11/13/19)	5	Koby McEwen (MARQUETTE - 11/17/19)
• Free Throw Attempts	10	Shamarkus Kennedy (McNEESE STATE - 11/13/19)	6	George Dixon (EASTERN ILLINOIS - 11/8/19)
• Free Throw Pct. (min. 5 made)	1.000 (5-5)	Koby McEwen (MARQUETTE - 11/17/19)	.800 (8-10)	Shamarkus Kennedy (McNEESE STATE - 11/13/19)
• Offensive Rebounds	5	George Dixon (EASTERN ILLINOIS - 11/8/19)	3	2x; MR JaQualis Matlock (EASTERN ILLINOIS - 11/8/19)
• Total Rebounds	10	Matthias Tass (vs. Saint Mary's - 11/5/19)	8	2x; MR George Dixon (EASTERN ILLINOIS - 11/8/19)
• Assists	4	2x; MR George Dixon (EASTERN ILLINOIS - 11/8/19)	3	6x; MR Kobe McEwen (MARQUETTE - 11/17/19)
• Blocked Shots	2	Jordan Skipper-Brown (EASTERN ILLINOIS - 11/8/19)	1	9x; MR 3 Golden Eagles (MARQUETTE - 11/17/19)
• Steals	3	Jordan Ford (vs. Saint Mary's - 11/5/19)	2	George Dixon (EASTERN ILLINOIS - 11/8/19)
• Turnovers	6	A.J. Lawson (McNEESE STATE - 11/13/19)	4	3x; MR Howard & McEwen (MARQUETTE - 11/17/19)
• Fouls	5	3x; MR Sacar Anim (MARQUETTE - 11/17/19)	4	6x; MR Theo John (MARQUETTE - 11/17/19)

# THE LAST TIME WISCONSIN...

## Wisconsin Team

**UW ranked No. 1 in AP Top 25:** Feb. 21, 2007  
**UW ranked in AP Top 25:** No. 19 (3/11/19)  
**UW ranked in USA Today Coaches Poll:** No. 19 (3/11/19)  
**Played AP No. 1-ranked opponent:** Win vs. Villanova, 65-62, (3/18/17)  
**Defeated AP No. 1-ranked opponent:** Villanova, 65-62, (3/18/17)  
**Played AP No. 2-ranked opponent:** Win vs. Michigan, 64-54, (1/19/19)  
**Defeated opponent ranked 3-10 by AP:** No. 6 Purdue, 57-53, (2/15/18)  
**Defeated opponent ranked 11-25 by AP:** No. 21 Maryland, 69-61 (2/1/19)  
**Defeated AP Top 25 opponent on the road:** No. 14 Iowa, 72-66 (11/30/18)

## Scoring

**Scored 20 or more points:** 24, Brad Davison vs. McNeese State (11/13/19)  
**Scored 30 or more points:** 31, Ethan Happ vs. Purdue (1/11/19)  
**Scored 40 or more points:** 43, Frank Kaminsky vs. North Dakota (11/19/13)  
**Two or more Badgers scored 30 points, same game:** Joe Franklin (31) and Chuck Nagle (30) vs. Purdue (3/2/68) — only other time this happened in school history was Jack Brens (31) and Ken Siebel (31) vs. Utah (12/28/62)  
**Two or more Badgers scored 20 points, same game:** Brad Davison (26), Ethan Happ (20) at Western Kentucky (12/29/18)  
**Three or more Badgers scored 20 points, same game:** Jon Leuer (24), Josh Gasser (21), Jordan Taylor (20), vs. PVAMU (11/14/10)  
**Scored 20 points in one half:** Brad Davison (23 in 2nd) vs. Michigan State (2/25/18)  
**Scored 20 points/two straight games:** D'Mitrik Trice (21 vs. Coppin State, 11/7/18; 22 at Xavier, 11/13/18)  
**Scored 20 points/three straight games:** Ethan Happ (21 vs. Purdue, 2/15/18; 29 vs. Michigan, 2/11/18; 27 at Illinois, 2/8/18)  
**Scored 20 points/four straight games:** Jordan Taylor (28 vs. Indiana, 1/20/11; 22 vs. Illinois, 1/15/11; 21 at Michigan State, 1/11/11; 20 vs. Michigan, 1/5/11)  
**Scored 30 points/two straight games:** Michael Finley (30 at Michigan, 1/29/94; 32 vs. Michigan State, 2/2/94)  
**No Badger scored in double figures:** vs. Marquette (12/8/12)  
**One Badger scored in double figures:** 15, Ethan Happ at Purdue (1/16/18)  
**Four players scored in double figures:** Ford (12), Reuvers (10), Trice (10), King (10), Davison (15), Pritzl (15) vs. Marquette (11/17/19)  
**Five players scored in double figures:** Ford (12), Reuvers (10), Trice (10), King (10), Davison (15), Pritzl (15) vs. Marquette (11/17/19)  
**Six players scored in double figures:** Ford (12), Reuvers (10), Trice (10), King (10), Davison (15), Pritzl (15) vs. Marquette (11/17/19)  
**UW Scored 70 or more points:** 77 vs. Marquette (11/17/19)  
**UW Scored 80 or more points:** 83 vs. McNeese State (11/13/19)  
**UW Scored 90 or more points:** 101 vs. Savannah State (12/13/18)  
**UW Scored 100 or more points:** 101 vs. Savannah State (12/13/18)

## Field Goal Shooting

**Shot 90 percent or better (min. 10 att.):** .900 (9-10), Carlton McGee vs. Michigan (2/26/92)  
**UW shot 50 percent or better:** .527, vs. McNeese State (11/13/19)  
**UW shot 60 percent or better:** .603, vs. Houston Baptist (11/17/18)  
**UW shot 70 percent or better:** .744, vs. Army (12/30/79)  
**UW made 30 or more field goals:** 30, vs. Purdue (1/11/19)  
**UW made 40 or more field goals:** 42, vs. Iowa (3/9/94)  
**UW made 50 or more field goals:** Has not happened  
**UW attempted 60 or more field goals:** 63, vs. Eastern Illinois (11/8/19)  
**UW attempted 70 or more field goals:** 73, vs. Ohio State (1/12/17)  
**UW attempted 80 or more field goals:** 83, vs. Northwestern (1/28/95)  
**UW attempted 100 or more field goals:** 102, vs. South Dakota (12/9/72)

## 3-Point Field Goal Shooting

**Made 5 or more 3-point field goals:** 6, Brad Davison vs. Savannah State (12/13/18)  
**UW shot 40 percent or better (min. 8 att.):** .478, vs. Marquette (11/17/19)  
**UW shot 50 percent or better (min. 8 att.):** .500, vs. Maryland (2/1/19)  
**UW shot 60 percent or better (min. 8 att.):** .636, vs. Oklahoma (11/22/18)  
**UW shot 70 percent or better (min. 8 att.):** .727, at Indiana (2/25/10)  
**UW shot 80 percent or better (min. 8 att.):** .889, vs. North Dakota St. (12/10/86)  
**UW shot 90 percent or better (min. 8 att.):** .900, at Illinois (1/25/97)  
**UW made 10 or more 3-point field goals:** 11, vs. Marquette (11/17/19)  
**UW made 15 or more 3-point field goals:** 16, vs. Savannah State (12/13/18)  
**UW attempted 30 or more 3-point field goals:** 30, at Maryland (1/14/19)  
**UW attempted 40 or more 3-point field goals:** 40, vs. Temple (12/3/01)

## Double-Double / Triple-Double

**Had a triple-double:** Ethan Happ (13 pts, 12 reb, 11 ast) vs. Northwestern (1/26/19)  
**Had a double-double (Pts/Ast):** Ethan Happ (10 p, 11 r, 12a) vs. Coppin St. (11/6/18)  
**Had a double-double (Pts/Reb):** Brevin Pritzl (15p, 13r) vs. Marquette (11/17/19)  
**Had a double-double (Ast/Reb):** Ethan Happ (10p, 11r, 12a) vs. Coppin St. (11/6/18)  
**Had a double-double in consecutive games:** Happ & Iverson, Two Straight (3/7 - 3/10)  
**Two with double-double:** Happ (16 p, 14 r) & Iverson (22 p, 14 r) at Ohio State (3/10/19)

## Free Throw Shooting

**Perfect at the FT line (min. 10 att.):** 10-10, Brad Davison vs. Illinois (1/19/18)  
**UW shot 80 percent or better (min. 12 att.):** .900 vs. Marquette (11/17/19)  
**UW shot 90 percent or better (min. 12 att.):** .900, vs. Marquette (11/17/19)  
**UW shot 100 percent (min. 12 att.):** 14-14, at Michigan State (2/16/12)  
**UW made 20 or more free throws:** 20, vs. Eastern Illinois (11/8/19)  
**UW made 30 or more free throws:** 30, vs. Minnesota (2/13/14)  
**UW made 40 or more free throws:** 40, vs. Minnesota (1/12/53)  
**UW attempted 30 or more free throws:** 31, vs. Nebraska (1/29/18)  
**UW attempted 40 or more free throws:** 42, at Illinois (2/3/13)  
**UW attempted 50 or more free throws:** 50, at Indiana (2/12/62)  
**UW attempted 60 or more free throws:** 61, at Michigan (2/21/53)

## Rebounds

**Had 10+ rebounds:** Brevin Pritzl (13) vs. Marquette (11/17/19)  
**Had 15+ rebounds:** 15, Ethan Happ vs. Virginia (11/23/18)  
**Had 20+ rebounds:** 25, Joe Chrmelich vs. St. Mary's (12/2/76)  
**Had 30+ rebounds:** 30, Paul Morrow vs. Purdue (1/3/53)  
**Had 10+ reb. in consecutive games:** Happ & Iverson, Two Straight (3/7 - 3/10)  
**UW had 40+ rebounds:** 42, vs. Eastern Illinois (11/8/19)  
**UW had 50+ rebounds:** 53, vs. Florida A&M (12/23/16)

## Assists

**Had 10 or more assists:** 11, Ethan Happ vs. Northwestern (1/26/19)  
**Had 15 or more assists:** Has not happened  
**UW had 20 or more assists:** 28, vs. Savannah State (12/13/18)  
**UW had 30 or more assists:** 30, vs. Iowa (3/9/94)

## Blocked Shots

**Had 5 or more blocked shots:** 9, Nate Reuvers vs. Eastern Illinois (11/8/19)  
**Had 10 or more blocked shots:** Has not happened  
**UW had 10 or more blocked shots:** 12, vs. Eastern Illinois (11/8/19)  
**UW had 15 or more blocked shots:** Has not happened

## Steals

**Had 5 or more steals:** 5, Ethan Happ vs. Maryland (2/19/17)  
**Had 10 or more steals:** 10, Mike Kelley vs. Texas (12/7/99)  
**UW had 10 or more steals:** 10, vs. McNeese State (11/13/19)  
**UW had 15 or more steals:** 16, (2x) MR vs. California (12/2/12)

## Turnovers

**UW had 1 or fewer turnovers:** 1, vs. Iowa (1/20/15)  
**UW had 5 or fewer turnovers:** 5, vs. Penn State (3/2/19)  
**Opponent committed 15 or more turnovers:** 15, vs. Marquette (11/17/19)  
**Opponent committed 20 or more turnovers:** 22, at Nebraska (2/9/17)

## Overtime

**Won a game in overtime:** at Ohio State (73-67), 3/10/19  
**Lost a game in overtime:** vs. Saint Mary's (65-63), 11/5/19  
**Played a 2-overtime game:** at Indiana (75-73), 2/26/19  
**Played a 3-overtime game:** vs. Indiana (85-86), 2/16/87  
**Played in consecutive OT games:** (3) vs. Iowa (2/6/13), vs. Mich. (2/9/13), at Minn. (2/14/13)

## Miscellaneous

**Hit a buzzer beater:** vs. Xavier, 3/20/16 (Bronson Koenig hits 3PT in corner, UW 66-63)  
**Won after trailing by at least 10 pts in second half:** 12 vs. NC State, 11/27/18 (down 41-29, 19:01 remaining - won 79-75)  
**Won after trailing by at least 15 pts in second half:** 15 vs. Ohio State, 2/12/11 (down 47-32, 13:21 remaining - won 71-67)  
**UW scored 10 straight points or more:** 11-0 (11:56 - 7:11 2H) vs. McNeese State (11/13/19)  
**UW scored 15 straight points or more:** 15-0 (8:56 - 4:01 2H) vs. Eastern Illinois (11/8/19)  
**UW held opp. scoreless 5:00 or longer:** 5:59 (20:00 - 14:01 1H) at Ohio State (3/10/19)  
**UW held opp. scoreless for 8:00 or longer:** 8:38 (12:53 - 4:15 1H) vs. Purdue (2/15/18)