

W WISCONSIN FOOTBALL

5 CONSECUTIVE BOWL WINS ■ 17 STRAIGHT BOWLS ■ 102 WINS LAST 10 SEASONS ■ 20 1ST-TEAM ALL-AMERICANS SINCE '10

GAME 10

#15 WISCONSIN BADGERS

7-2, 4-2 BIG TEN



Head Coach: Paul Chryst
Record at Wisconsin: 49-14 (5th Season)
Overall Record: 68-33 (8th Season)
Record vs. Nebraska: 4-0

vs

NEBRASKA CORNHUSKERS

4-5, 2-4 BIG TEN



Head Coach: Scott Frost
Record at Nebraska: 8-13 (2nd Season)
Overall Record: 27-20 (4th Season)
Record vs. Wisconsin: 0-1

SATURDAY, NOV. 16 ■ 11 A.M. (CT) ■ LINCOLN, NEB. ■ MEMORIAL STADIUM (85,458) ■ BTN

BADGERS AND HUSKERS FIGHT FOR FREEDOM TROPHY

- A November run through divisional foes continues for 15th-ranked Wisconsin (7-2, 4-2 Big Ten) as the Badgers head to Lincoln to face Nebraska (4-5, 2-4) Saturday in the sixth battle for the Freedom Trophy. Kickoff at Memorial Stadium is set for 11 a.m., with the game airing live on BTN.
- The Badgers own a 6-game win streak over the Huskers, including victories in each of their last 2 trips to Lincoln (2015, 2017).
- Wisconsin is a combined 20-2 in its traveling trophy matchups with Iowa, Minnesota and Nebraska since 2010.
- UW sits alone in 2nd place in the Big Ten West Division standings at 4-2 and trails only Minnesota (6-0) with 3 games remaining in the regular season.
- With 19 total TDs, Heisman Trophy contender **Jonathan Taylor** is the nation's leading scorer, at 12.7 points per game, and ranks 3rd nationally in rushing, at 139.9 yards per game. *Read more, Page 4.*



Jonathan Taylor recorded the 10th 200-yard rushing game of his career with 250 vs. Iowa.

KEY NOTES TO CONSIDER

- The Badgers are in their 5th season under the leadership of head coach **Paul Chryst**, who is 49-14 (.778) as head coach at his alma mater. The two-time Big Ten Coach of the Year has led the Badgers to a 31-10 (.756) conference record.
- Under Chryst, Wisconsin is 13-3 in games played in the month of November.
- Among Power Five teams, only Clemson (65-4, .942), Alabama (63-5, .926), Ohio State (57-6, .905), Oklahoma (54-9, .857) and Georgia (50-14, .781) own higher winning percentages than Wisconsin (49-14, .778) over the last 5 seasons (2015-19).
- The Badgers are bowl-eligible for the 18th consecutive season. UW's run of 17 straight bowl games is the longest active run in the Big Ten and tied for 5th nationally. *Read more, Page 5.*
- Already No. 2 on Wisconsin's all-time rushing list, RB **Jonathan Taylor** needs 167 yards to surpass Georgia's Herschel Walker (5,596) for the most rushing yards by an FBS player through his junior season. *See chart, Page 4.*
- Taylor has rushed for more than 200 yards in each of his previous outings vs. Nebraska, totaling 470 yards and 5 touchdowns while averaging 9.6 yards per carry in those 2 games.
- Taylor needs 1 touchdown to become the 5th player in school history to score 20 TDs in a season.
- QB **Jack Coan** is completing 73.2% of his passes on the season, ranking 4th nationally, and has thrown 12 TDs against 3 interceptions. *Read more, Page 8.*
- Wisconsin's defense ranks No. 2 nationally in yards allowed (231.4 ypg) and passing efficiency defense (139.4). The Badgers also hold top-5 rankings in rushing defense (5th, 84.4 ypg), passing defense (3rd, 147.0 ypg) and passing efficiency defense (94.9). With 4 shutouts on the year, the Badgers are allowing 12.6 points per game to rank No. 7 in scoring defense. *Read more, Page 6.*
- Led by a pair of midseason All-Americans in senior ILB **Chris Orr** (9.0 sacks) and senior OLB **Zack Baun** (7.5), Wisconsin has piled up 33.0 sacks on the year to rank 7th nationally.

BY THE NUMBERS

10

In gaining 250 yards vs. Iowa, Jonathan Taylor recorded his 10th game with at least 200 rushing yards. One more 200-yard outing would match the recognized FBS record of 11 held by Marcus Allen (USC), Ricky Williams (Texas) and Ron Dayne (Wisconsin).

17.0

With a combined halftime margin of 179-26, the Badgers have outscored their opponents by an average of 17.0 points in the first half of games this season. Through 9 games, Wisconsin's defense has allowed just two touchdowns in the first half.

160

With 5,430 for his career, Jonathan Taylor needs 160 yards to pass two-time Heisman Trophy winner Archie Griffin of Ohio State (5,589, 1972-75) for 2nd place on the Big Ten's all-time rushing list. UW's Ron Dayne holds the league record, with 7,125 yards.

2019 SCOREBOARD

Aug. 30	at USF	W, 49-0
Sept. 7	CENTRAL MICHIGAN	W, 61-0
Sept. 21	#11 MICHIGAN*	W, 35-14
Sept. 28	NORTHWESTERN*	W, 24-15
Oct. 5	KENT STATE	W, 48-0
Oct. 12	MICHIGAN STATE*	W, 38-0
Oct. 19	at Illinois*	L, 23-24
Oct. 26	at #3 Ohio State*	L, 7-38
Nov. 9	#18 IOWA*	W, 24-22
Nov. 16	at Nebraska*	11 a.m.
Nov. 23	PURDUE*	TBD
Nov. 30	at Minnesota*	TBD
Dec. 7	Big Ten Championship	7 p.m.

* Big Ten Conference game
 Home games in **BOLD CAPS**

ON THE AIR

TV: BTN

App: FOX Sports | Online: FOXSports.com

- Play-by-Play: Kevin Kugler
- Analyst: Matt Millen
- Sideline Reporter: Rick Pizzo

RADIO: BADGER SPORTS NETWORK

App: iHeartRadio | Satellite: Sirius 121, XM 207

- Play-by-Play: Matt Lepay
- Analyst: Mike Lucas
- Sideline Reporter: Patrick Herb

SOCIAL MEDIA: #ONWISCONSIN

- Twitter: @BadgerFootball
- Instagram: @badgerfootball
- Facebook: /WisconsinFootball

THEY SAID IT

"He puts this team on his back when we need him. Whenever he's on the field, you know something special can happen."

- Wisconsin QB **Jack Coan** on Jonathan Taylor

"He's just an elite football player. Everything I hear about him, he's an elite person on top of it, which is really good for college football."


- Iowa head coach **Kirk Ferentz** on Jonathan Taylor

WHAT'S INSIDE

- Media Information..... 2
- Jonathan Taylor..... 3
- Quick Facts 5
- Badgers in the NFL 6
- Matchup with Nebraska..... 10
- Coach Paul Chryst..... 11
- Camp Randall Stadium 12
- Roster 13
- Offense Breakdown..... 15
- Defense Breakdown 16
- Depth Chart..... 17
- Player Career Stats..... 18
- Season Stats..... 33
- Game Recaps..... 45
- Last Time it Happened..... 48



MORE IS BETTER



No player has ever rushed for more yards in his first two seasons than Jonathan Taylor.

- 1 **Jonathan Taylor** Wisconsin **4,171**
- 2 Herschel Walker Georgia **3,741**
- 3 Ron Dayne Wisconsin **3,566**

BIG PLAY THREAT

There have been 37 running backs to win the Heisman Trophy. Only five posted a higher yards per carry average during that season than Jonathan Taylor has produced in his **CAREER** (6.6 ypc).



- | | | | |
|--------------------------|--------------|------|-----|
| 1. Mike Rozier | Nebraska | 1983 | 7.8 |
| 2. Billy Sims | Oklahoma | 1978 | 7.6 |
| Barry Sanders | Oklahoma St. | 1988 | 7.6 |
| 4. Felix "Doc" Blanchard | Army | 1945 | 7.1 |
| 5. Rashaan Salaam | Colorado | 1994 | 6.9 |
| 6. Archie Griffin | Ohio State | 1974 | 6.6 |
| 7. Earl Campbell | Texas | 1977 | 6.5 |
| 8. Bo Jackson | Auburn | 1985 | 6.4 |
| Billy Vessels | Oklahoma | 1952 | 6.4 |
| 10. Charles White | USC | 1979 | 6.2 |

HEAD OF THE CLASS

Jonathan Taylor holds the FBS records for most rushing yards by a **FRESHMAN** and by a **SOPHOMORE**.

Most Rushing Yards, Freshman Season

- 1. **Jonathan Taylor, Wisconsin - 1,977 (2017)**
- 2. Adrian Peterson, Oklahoma - 1,925 (2004)
- 3. Ron Dayne, Wisconsin - 1,863 (1996)

Most Rushing Yards, Sophomore Season

- 1. **Jonathan Taylor, Wisconsin - 2,194 (2018)**
- 2. Troy Davis, Iowa State - 2,010 (1995)
- 3. Leonard Fournette, LSU - 1,953 (2015)



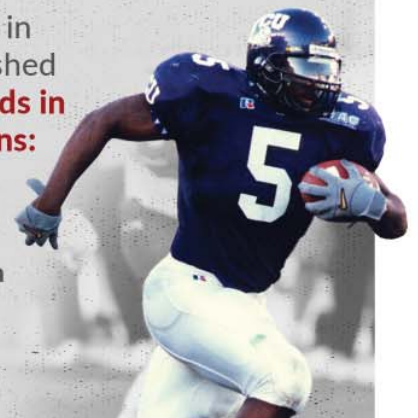
BACK TO BACK

Only three players in FBS history have rushed for at least **1,950 yards in consecutive seasons**:

Troy Davis
Iowa State (1995-96)

LaDanian Tomlinson
TCU (1999-2000)

Jonathan Taylor
Wisconsin (2017-18)



#JT23

UWBADGERS.COM/JT23



TAYLOR'S TROPHY CASE

- 2019 Midseason All-America
- 2019 Maxwell Award semifinalist
- 2018 Doak Walker Award winner
- 2018 Unanimous first-team All-American
- 2018 Ameche-Dayne Big Ten Running Back of the Year
- 2018 New Era Pinstripe Bowl MVP
- 2017 Thompson-Randle El Big Ten Freshman of the Year
- 2-time consensus first-team All-Big Ten

HIS PLACE AMONG THE GREATS

- Taylor is one of just 4 players to have rushed for more than 5,000 yards through their junior seasons (including bowl game stats):

RUSHING YARDS THRU JUNIOR SEASON (FBS)

1. Herschel Walker, Georgia (1980-82)	5,596
2. Jonathan Taylor, Wisconsin (2017-19)	5,430
3. Ron Dayne, Wisconsin (1996-98)	5,091
4. LaMichael James, Oregon (2009-11)	5,082

- At 150.8, Taylor ranks No. 5 all-time in rushing yards per game among players with at least 2,500 career yards:

CAREER RUSH YARDS PER GAME AVERAGE (FBS)

1. Ed Marinaro, Cornell (1969-71)	174.6
2. O.J. Simpson, USC (1967-68)	164.4
3. Herschel Walker, Georgia (1980-82)	159.4
4. Garrett Wolfe, Northern Illinois (2004-06)	156.5
5. Jonathan Taylor, Wisconsin (2017-19)	150.8

- With 4,171 yards, Taylor smashed the FBS record for rushing yards as a freshman and sophomore:

RUSHING YARDS THRU SOPHOMORE SEASON (FBS)

1. Jonathan Taylor, Wisconsin (2017-18)	4,171
2. Herschel Walker, Georgia (1980-81)	3,741
3. Ron Dayne, Wisconsin (1996-97)	3,566

- Taylor's 4,171 yards represent the 3rd-highest 2-year rushing total in FBS history:

RUSHING YARDS IN CONSECUTIVE SEASONS (FBS)

1. Melvin Gordon, Wisconsin (2013-14)	4,196
2. Troy Davis, Iowa State (1995-96)	4,195
3. Jonathan Taylor, Wisconsin (2017-18)	4,171
4. LaDainian Tomlinson, TCU (1999-2000)	4,132
5. Ricky Williams, Texas (1997-98)	4,017
6. Marcus Allen, USC (1980-81)	3,990

- After rushing for an FBS freshman-record 1,977 yards in 2017 Taylor broke the FBS sophomore record with 2,194 yards in 2018 became just the 3rd FBS player to record back-to-back seasons of at least 1,950 yards:

CONSECUTIVE SEASONS OF 1,950+ YARDS (FBS)

Troy Davis, Iowa State	1995-96
LaDainian Tomlinson, TCU	1999-2000
Jonathan Taylor, Wisconsin	2017-18

“THIS HAS BEEN, TO THIS POINT, THE GREATEST RUNNING BACK CAREER THAT WE’VE EVER SEEN.”

JOEL KLATT, FOX SPORTS

Herschel Walker. Ron Dayne. Ricky Williams. Adrian Peterson. LaDainian Tomlinson. Dominant running backs. Legendary names. Unrivaled production ... until now.

There's a new kid on the block and he's "Bringing Running Back," back into the spotlight, just like those that came before him. And his name is **Jonathan Taylor**.



- Heading into the 37th game of his career, Jonathan Taylor already has become just the 4th player in FBS history to rush for 5,000 yards before the end of his junior season, joining Georgia's Herschel Walker, Wisconsin's Ron Dayne and Oregon's LaMichael James.

- Reaching the 5,000-yard threshold vs. on his 736th career rushing attempt (Oct. 19 vs. Illinois), Taylor did so faster than any of the other 3:

CARRIES NEEDED TO REACH 5,000 YARDS

1. Jonathan Taylor (Wisconsin), 2019	736
2. LaMichael James (Oregon), 2011	755
3. Ron Dayne (Wisconsin), 1998	843
4. Herschel Walker (Georgia), 1982	973

- Taylor needs just 167 yards to pass Walker (5,596) for the most yards gained by a player by the end of his junior season. (See chart at left)

- He needs 224 yards to surpass San Diego State's Donnel Pumphrey (5,653) for the most yards gained by a player in any 3-year span:

HIGHEST 3-YEAR RUSHING TOTALS (FBS)

1. Donnel Pumphrey (SDSU), 2014-16	5,653
2. Herschel Walker* (Georgia), 1980-82	5,596
3. Ricky Williams (Texas), 1996-98	5,540
4. Jonathan Taylor* (Wisconsin), 2017-19	5,430
5. Charles White (USC), 1977-79	5,387
6. De'Angelo Williams (Memphis), 2003-05	5,342
7. Garrett Wolfe (No. Illinois), 2004-06	5,164
8. Ron Dayne* (Wisconsin), 1996-98	5,091
9. LaMichael James* (Oregon), 2009-11	5,082
10. Ron Dayne (Wisconsin) 1997-99	5,016

* Freshman, sophomore and junior seasons

- Taylor already stands 2nd place on UW's all-time rushing list:

RUSHING YARDS, CAREER (WISCONSIN)

1. Ron Dayne, 1996-99	7,125
2. Jonathan Taylor, 2017-present	5,430
3. Montee Ball, 2009-12	5,140
4. Melvin Gordon, 2012-14	4,915

- Taylor needs 160 rushing yards to pass Ohio State legend Archie Griffin for 2nd place all-time among Big Ten players:

RUSHING YARDS, CAREER (BIG TEN)

1. Ron Dayne (WIS), 1996-99	7,125
2. Archie Griffin (OSU), 1972-75	5,589
3. Jonathan Taylor (WIS), 2017-present	5,430
4. Anthony Thompson (IND), 1986-89	5,299
5. Montee Ball (WIS), 2009-12	5,140

- Taylor leads the nation in scoring, at 12.7 points per game, by tallying 19 touchdowns (15 rushing, 4 receiving). He ranks 3rd nationally in rushing (139.9 ypg) and is No. 4 in the FBS in yards from scrimmage, averaging 156.7 yards per game and 6.2 yards per play.

- In 9 games this season, Taylor has faced 5 teams ranked in the top 25 nationally in rushing defense — and has averaged 137.4 yards vs. those opponents.

- By comparison, Oklahoma State RB Chuba Hubbard has yet to face a team ranked in the top 25 for rushing defense.

- Boston College's A.J. Dillon has faced 1 opponent with a top-25 ranking in rushing defense, gaining 76 yards vs. Clemson (which ranks 23rd in rushing yards allowed).

- Taylor matched UW's single-game school record with 5 total touchdowns vs. Kent State, becoming the first Big Ten player to score 5 TDs in a game since Penn State RB Saquon Barkley had 5 vs. Pittsburgh on Sept. 10, 2016.

- Taylor has expanded his contributions to UW's passing game in 2019 and owns a team-high 4 touchdown receptions — the first 4 of his career — among 18 catches for 151 yards.

- Taylor owns 29 career games of 100-plus yards, 15 career games of 150-plus yards and 10 games of 200-plus yards.

- Taylor posted his first 200-yard effort of 2019 with 203 yards in the Badgers' win over then-No. 11 Michigan on Sept. 21. He ran for 250 — including 130 in the 4th quarter alone — to power UW past No. 18 Iowa on Nov. 9.

- His 10 career 200-yard games are 2nd-most by a Wisconsin player, trailing only Ron Dayne (14, 1996-99).

- The officially-recognized FBS record for 200-yard games (excluding bowls) is 11 by Marcus Allen (USC), Ricky Williams (Texas) and Dayne.

- Taylor's career average of 6.67 yards per carry ranks No. 2 all-time at Wisconsin behind only Melvin Gordon's average of 7.79 ypc.

“YOU KNEW HE HAD TWO GREAT YEARS ... AND IF YOU DO IT A THIRD TIME, NOW YOU’RE STARTING TO TALK ABOUT COLLEGE FOOTBALL ROYALTY ... NOT JUST ALL-AMERICAN, BUT ALL-TIME GREAT.”

RECE DAVIS, ESPN

BADGERS AT A GLANCE

HEAD COACH PAUL CHRYST

Hometown:	Madison, Wis.
Alma Mater:	Wisconsin, 1988
Career Record:	68-33 (.673)
Record at Wisconsin:	49-14 (.778)
Big Ten Record:	31-10 (.756)
Bowl Record:	5-1 (.833)

ASSISTANT COACHES

▪ Joe Rudolph (Offensive Coordinator/OL)	Sideline
▪ Jim Leonhard (Defensive Coordinator/DBs)	Sideline
▪ Bobby April III (Outside Linebackers)	Sideline
▪ Bob Bostad (Inside Linebackers)	Sideline
▪ Inoke Breckterfield (Defensive Line)	Sideline
▪ Jon Budmayr (Quarterbacks)	Booth
▪ Ted Gilmore (Wide Receivers)	Sideline
▪ Chris Haering (Special Teams)	Sideline
▪ John Settle (Running Backs)	Sideline
▪ Mickey Turner (Tight Ends)	Booth

FOOTBALL STAFF

▪ Ashton Youboty (Senior Defensive Assistant)
▪ Ryan Bright (Graduate Assistant)
▪ Bobby Dunn (Graduate Assistant)
▪ Micah Kapoi (Graduate Assistant)
▪ Brent Zdebski (Graduate Assistant)
▪ Kevin Claxton (Analyst)
▪ Taylor Mehlhaff (Analyst)
▪ Scott Tolzien (Analyst)
▪ Ross Kolodziej (Head Strength & Conditioning Coach)
▪ Kyle Costigan (Assistant Strength & Conditioning Coach)
▪ John Graves (Assistant Strength & Conditioning Coach)
▪ Shaun Snee (Assistant Strength & Conditioning Coach)

TEAM INFORMATION

2018 Overall Record:	8-5
2018 Big Ten Record/Finish:	5-4/2nd (West)
2018 Bowl Game:	Pinstripe (def. Miami, 35-3)
2018 Final Ranking (AP/Coach/CFP):	RV/RV/NR
Starters Returning/Lost:	11/11
Offensive Starters Returning/Lost:	5/6
Returning: RB Jonathan Taylor, TE Jake Ferguson, WR A.J. Taylor, WR Kendric Pryor, C Tyler Biadasz	
Lost: QB Alex Hornibrook, FB Alec Ingold, LG Michael Deiter, RG Beau Benzschawel, RT David Edwards, LG Jon Dietzen	

Defensive Starters Returning/Lost:	6/5
Returning: DE Matt Henningsen, DE Isaiahh Loudermilk, OLB Zack Baun, CB Faion Hicks, FS Scott Nelson, CB Rachad Wildgoose	
Lost: NT Olive Sagapolu, OLB Andrew Van Ginkel, ILB T.J. Edwards, ILB Ryan Connelly, SS D'Cota Dixon	

Specialist Starters Returning/Lost:	3/1
Returning: KO Zach Hintze, P Anthony Lotti, LS Adam Bay	
Lost: FG Rafael Gaglianone	
Letterwinners Returning/Lost:	46/21
Offensive Letterwinners:	22/12
Defensive Letterwinners:	20/7
Specialist Letterwinners:	4/2

TEAM HISTORY

First Year of Football:	1889
Record (Years):	712-497-53 (131st)
Big Ten Record (Years):	382-376-41 (124th)
Big Ten Championships (Last):	14 (2012)
All-Time Bowl Record:	16-14
Consensus All-America Selections:	29
First Team All-Big Ten Selections:	242

WINNING WAYS

■ Wisconsin wins with a level of consistency rivaled by few programs, as evidenced by the Badgers' win totals over the past 15, 10 and 5 years:

WINS (2004-19) – POWER FIVE

Team	Wins
1. Alabama	176
2. Ohio State	175
3. Oklahoma	167
4. Clemson	160
5. LSU	157
6. Wisconsin	156

WINS (2009-19) – POWER FIVE

Team	Wins
1. Alabama	135
2. Ohio State	124
3. Clemson	122
4. Oklahoma	113
5. Wisconsin	109

WINS (2014-19) – POWER FIVE

Team	Wins
1. Alabama	75
Clemson	75
3. Ohio State	71
4. Oklahoma	62
5. Wisconsin	60
Georgia	60

■ Going 102-33 (.756), Wisconsin joined Alabama (127), Ohio State (115), Clemson (112), Boise State (109), Oklahoma (105) and Stanford (102) as the only FBS programs to average 10 wins per year over the 10 seasons from 2009-18.

■ Wisconsin has recorded double-digit win totals in 7 of the last 10 seasons, dating back to 2009. Remarkably, the Badgers recorded just 5 double-digit win totals in the 120 years prior.

■ In 2017, the Badgers became the 4th team in Big Ten history to record 13 wins in a season, joining Ohio State in 2002 and 2014 and Michigan State in 2013.

■ The Badgers won the Big Ten West Division 3 times in the first 5 years of the league's current divisional setup.

■ Wisconsin's 5 appearances in the Big Ten Football Championship Game since 2011 are the most of any Power Five team in its respective conference over those 8 years.

GOING BOWLING

■ UW has won 5 straight bowl games, beating Auburn (2015 Outback Bowl), USC (2015 Holiday Bowl), Western Michigan (2017 Cotton Bowl) and Miami (2017 Orange Bowl, 2018 Pinstripe Bowl).

■ The Badgers' run of 5 straight is tied for the longest active bowl winning streak in the country (Louisiana Tech).

■ Wisconsin is the first school to win 5 consecutive bowls as a member of the Big Ten. Current league members Nebraska (1969-74) and Penn State (1979-83) did so prior to their membership in the league.

■ The Badgers are 16-14 all-time in bowl games, joining Penn State (29-18-2), Purdue

(10-9) and Rutgers (6-4) as current Big Ten members with a winning record in bowls.

■ At 7-2, Wisconsin is bowl-eligible for the 18th-consecutive season.

■ The Badgers have played in a bowl game in each of the last 17 seasons, the longest active streak in the Big Ten and tied for the fifth-longest in the FBS:

ACTIVE BOWL GAME STREAKS

Team	Streak
1. Virginia Tech	26
2. Georgia*	22
3. Oklahoma*	20
4. LSU*	19
5. Wisconsin*	17
Boise State*	17

* Bowl eligible in 2019

■ Since 1993, Wisconsin has made 8 appearances in the current New Year's Six bowl games (6 Rose Bowl appearances, 1 Cotton Bowl, 1 Orange Bowl). Among Big Ten teams, only Ohio State (16) has been to more New Year's Six games over that span.

LEAGUE LEADER

■ The Badgers are 38-11 (.776) in conference play over the last 6 seasons (2014-19), since the Big Ten went to its current divisional alignment. Only Ohio State (45-4, .918) has a better league record over that span.

■ The Badgers' 38-11 mark is the fifth-best conference record of any Power Five team during that time frame:

CONFERENCE WIN PCT., 2014-19 (POWER 5)

Team (Conf. Record)	Win Pct.
Ohio State (45-4, Big Ten)	.918
Clemson (43-4, ACC)	.915
Alabama (42-4, SEC)	.913
Oklahoma (43-8, Big 12)	.843
Wisconsin (38-11, Big Ten)	.776

■ Wisconsin has won 24 of its last 30 conference games, dating back to 2016.

■ The Badgers own a 27-6 (.818) record vs. the Big Ten West since the league moved to its current divisions in 2014.

CHRYST CALLS THE SHOTS

■ With a 49-14 record at Wisconsin, **Paul Chryst** ranks 5th on the Badgers' all-time coaching wins list. Earlier this season, he passed Dave McClain (1978-85) on that list – Chryst played at UW under McClain from 1984 until McClain's passing in April of 1986.

■ Chryst needs 1 win to become the 5th coach in school history – and 4th in the modern era (since 1946) – to win 50 games at Wisconsin:

WINS AS WISCONSIN COACH, ALL-TIME

Coach (Years)	Wins
1. Barry Alvarez (1990-2005)*	119
2. Bret Bielema (2006-12)	68
3. Phil King (1896-1902, '05)	65
4. Milt Bruhn (1956-66)	52
5. Paul Chryst (2015-present)	49
6. Dave McClain (1978-85)	46

* Also served as coach in 2 bowl games (2012, 2014)

■ Chryst hit the 46-win mark in his 58th game as head coach. By comparison, it took McClain

PIPELINE TO THE PROS

- Wisconsin has 32 players on NFL rosters entering Week 10 of the season:

BADGERS IN THE NFL (32)

Player	at UW	Pos.	NFL Team
Beau Allen	2010-13	DL	Tampa Bay
Beau Benzschawel	2015-18	OL	Detroit
Vince Biegel	2012-16	OLB	Miami
Jack Cichy (IR)	2013-17	ILB	Tampa Bay
Corey Clement (IR)	2013-16	RB	Philadelphia
Ryan Connelly (IR)	2015-18	ILB	N.Y. Giants
Michael Deiter	2015-18	OL	Miami
D'Cota Dixon (IR)	2014-18	S	Tampa Bay
David Edwards	2016-18	OL	L.A. Rams
T.J. Edwards	2015-18	ILB	Philadelphia
Alex Erickson	2012-15	WR	Cincinnati
Travis Frederick	2009-12	OL	Dallas
Troy Fumagalli	2013-17	TE	Denver
Melvin Gordon	2011-14	RB	L.A. Chargers
Ryan Groy	2010-13	OL	L.A. Chargers
Rob Havenstein	2010-14	OL	L.A. Rams
Alec Ingold	2015-18	FB	Oakland
Leon Jacobs	2013-17	OLB	Jacksonville
Natrell Jamerson	2013-17	DB	Carolina
Lance Kendricks	2008-10	TE	L.A. Chargers
Nick Nelson (PS)	2016-17	CB	Oakland
Dare Ogunbowale	2012-16	RB	Tampa Bay
Ryan Ramczyk	2015-16	OL	New Orleans
Joe Schobert	2012-15	OLB	Cleveland
Andrew Van Ginkel (IR)	2017-18	OLB	Miami
Rick Wagner	2009-12	OL	Detroit
Derek Watt	2011-15	FB	L.A. Chargers
J.J. Watt (IR)	2009-10	DE	Houston
T.J. Watt	2013-16	OLB	Pittsburgh
James White	2010-13	RB	New England
Russell Wilson	2011	QB	Seattle
Kevin Zeitler	2.009-11	OL	N.Y. Giants

(PS) – Practice Squad
 (PUP) – Physically Unable to Perform
 (IR) – Injured Reserve

- Wisconsin has produced a total of 35 NFL draft picks over the last 9 years.
- Over those last 9 years, Wisconsin has produced 7 first-round draft picks: **J.J. Watt** and **Gabe Carimi** in 2011, **Kevin Zeitler** in 2012, **Travis Frederick** in 2013, **Melvin Gordon** in 2015 and **T.J. Watt** and **Ryan Ramczyk** in 2017.
- There are 9 former Badgers walk-ons are on NFL active rosters entering the season: LB **Jack Cichy** (Tampa Bay), LB **Ryan Connelly** (New York Giants), WR **Alex Erickson** (Cincinnati), TE **Troy Fumagalli** (Denver), RB **Dare Ogunbowale** (Tampa Bay), OL **Ryan Ramczyk** (New Orleans), LB **Joe Schobert** (Cleveland), OL **Rick Wagner** (Detroit) and DE **J.J. Watt** (Houston).
- At least 1 Wisconsin product has won a championship in each of the last 6 Super Bowls, most recently with RB **James White** picking up his 3rd ring in 4 years as part of New England's win in Super Bowl LIII.

90 games to reach that total. Of the modern-era coaches ahead of him on UW's wins list, Alvarez recorded win No. 46 in his 87th game, Bruhn in his 78th and Bielema in his 61st.

- With a 40-10 record through his first 50 games as head coach at UW, **Paul Chryst** became the 3rd coach in modern Big Ten history (since 1946) to win at least 40 of his first 50 career games at a league school:

WINS THRU 50 GAMES, BIG TEN (1946-)

Coach (Years)	Record
Urban Meyer, Ohio State (2012-15)	47-3
Bo Schembechler, Michigan (1969-73)	44-6
Paul Chryst, Wisconsin (2015-18)	40-10

- At 42-12 in his first 4 seasons, Chryst became the 3rd coach in modern Big Ten history (1946-present) – and the 5th all-time – to win at least 40 games in his first 4 seasons at a conference school.

- Ohio State's Urban Meyer (50) is the only modern-era coach to win more games in his first 4 seasons as a league head coach:

WINS IN FIRST 4 SEASONS, BIG TEN COACHES

Coach	Wins
Urban Meyer, Ohio State (2012-15)	50
Fielding Yost, Michigan (1901-04)*	43
Henry Williams, Minnesota (1900-03)*	42
Paul Chryst, Wisconsin (2015-18)	42
Jim Tressel, Ohio State (2001-04)*	40

* College Football Hall of Famer

- With records of 10-3, 11-3 and 13-1 in his first 3 seasons at the helm of his alma mater, Chryst (2015-17) joined Michigan's Fielding Yost (1901-03) and Ohio State's Urban Meyer (2012-14) as the only coaches in league history to win 10-plus games in each of their first 3 seasons.

- Named Big Ten Coach of the Year in back-to-back seasons, Chryst owns a mark of 30-10 (.750) in conference play and has led the Badgers to a pair of West Division titles.

- Chryst is 4-0 in bowl games as UW's head coach, with victories in the Holiday, Cotton, Orange and Pinstripe bowls. He and Alabama's Nick Saban are the only Power Five head coaches to lead their teams to bowl wins in each of the last 4 seasons.

- Wisconsin had won 10 or more games in a season just 3 times before Chryst joined the Badgers' coaching staff as offensive coordinator in 2005. In his 11 full seasons on staff since, the Badgers have posted double-digit win totals 8 times.

- Overall, the Badgers are 128-42 (.753) with Chryst as a member of the UW coaching staff, including stints as tight ends coach (2002), offensive coordinator (2005-11) and head coach (2015-present).

- Chryst developed a reputation for building highly-efficient offenses during his time as the Badgers' offensive coordinator from 2006-11. Over his last two seasons (2010-11), the Badgers averaged 42.9 points per game, third among Power Five teams over that time frame – only Oregon (46.5 ppg) and Oklahoma State (46.5) averaged more.

FAMILIAR FACES

- Wisconsin is the only FBS program to have alumni as head coach (**Paul Chryst**), offensive coordinator (**Joe Rudolph**) and defensive coordinator (**Jim Leonhard**) in 2019.

- In head coach **Paul Chryst** and assistant coaches **Jim Leonhard**, **Joe Rudolph**, **Jon Budmayr** and **Mickey Turner**, UW has 5 alums among its 11 full-time coaches, matching BYU for the most of any FBS program in 2019.

UNDER CONTROL

- Wisconsin leads the nation in time of possession, holding the ball for an average of 36:51 – 1 minute and 40 seconds longer than any other team. Utah ranks No. 2, at 35:11.

- The Badgers have held the ball for at least 39 minutes in 5 of their 9 games, including a season-best 41:07 vs. Michigan.

DOMINANT ON DEFENSE

- On the strength of 4 shutouts, Wisconsin's defense ranks in the top 10 of the FBS in every major category:

WISCONSIN DEFENSIVE RANKINGS, FBS (2019)

Category	Rank	Mark
Scoring Defense	7th	12.6 ppg
Total Defense	2nd	231.4 ypg
Rushing Defense	5th	84.4 ypg
Passing Defense	3rd	147.0 ypg
Passing Efficiency Defense	3rd	94.9

- Wisconsin's average of 4.01 yards allowed per play ranks No. 2 in the FBS, trailing only Ohio State (3.52 ypp).

- Dating back to the start of the 2013 season – when the Badgers made the switch to a 3-4 base defense – Wisconsin ranks No. 1 nationally in total defense (289.1 ypg) and No. 2 in scoring defense (16.7 ppg). Michigan ranks 2nd in total defense (292.0 ypg). Alabama stands No. 1 in scoring defense (15.4 ppg) during that stretch.

- Wisconsin is the first Big Ten team since Michigan in 1962 to record 4 shutouts in its first 6 games of a season. The last time any FBS accomplished that feat was Oklahoma in 1967 (per ESPN Stats & Info).

- The last time the Badgers had 4 shutouts in a season was in 1930, when they blanked 5 opponents (including a scoreless tie).

- Wisconsin opened the season with 10 consecutive shutout quarters, the best such start by an FBS team since Navy in 1978.

- The Badgers are limiting opponents to a nation-leading conversion percentage of just 21.6% on third down (25-for-116) for the season. That includes performances of:

NOTABLE 3RD DOWN PERFORMANCES, 2019

Opponent	3rd Downs	Pct.
Michigan	0-for-10	0.0
Iowa	1-for-9	11.1
Michigan State	2-for-14	14.3
Illinois	2-for-10	20.0

- Ohio State has the nation's No. 2 mark for third-down defense, at 25.8%.

BIG TEN STANDINGS

EAST	Conference		Division		Overall	
	W-L	Pct.	W-L	Pct.	W-L	Pct.
Ohio State	6-0	1.000	3-0	1.000	9-0	1.000
Penn State	5-1	.833	3-0	1.000	8-1	.889
Michigan	4-2	.667	2-1	.667	7-2	.778
Indiana	4-2	.667	2-2	.500	7-2	.778
Michigan State	2-4	.333	1-2	.333	4-5	.444
Maryland	1-6	.143	1-4	.200	3-7	.300
Rutgers	0-6	.000	0-3	.000	2-7	.222

WEST	Conference		Division		Overall	
	W-L	Pct.	W-L	Pct.	W-L	Pct.
Minnesota	6-0	1.000	3-0	1.000	9-0	1.000
Wisconsin	4-2	.667	2-1	.667	7-2	.778
Illinois	4-3	.571	2-2	.500	6-4	.600
Iowa	3-3	.500	2-1	.667	6-3	.667
Purdue	3-4	.429	2-3	.400	4-6	.400
Nebraska	2-4	.333	2-2	.500	4-5	.444
Northwestern	0-7	.000	0-4	.000	1-8	.111

* Division champion

BADGERS IN THE RANKINGS

Week	AP	Coaches	CFP
Preseason	19	17	--
Sept. 3	17	16	--
Sept. 8	14	14	--
Sept. 15	13	14	--
Sept. 22	8	9	--
Sept. 29	8	9	--
Oct. 6	8	8	--
Oct. 13	6	6	--
Oct. 20	13	13	--
Oct. 27	18	17	--
Nov. 3	16	16	13
Nov. 10	15	15	TBD
Nov. 17			
Nov. 24			
Dec. 1			
Dec. 8			
Final			

■ Wisconsin has forced opponents to go three-and-out on 45.9% of their drives — 3rd best of any FBS defense. Only Clemson (48.0%) and Ohio State (47.7%) have been better at forcing three-and-outs.

(NOT) GETTING THE POINT

■ Wisconsin has allowed an average of just 12.6 points per game to its first 9 opponents. Excluding their games with the Badgers, those opponents have averaged a combined 29.8 points per contest:

WISCONSIN OPPONENTS SCORING

Opponent	Season PPG*	vs. Wisconsin
South Florida	27.0	0
Central Michigan	33.3	0
Michigan	34.0	14
Northwestern	10.6	15
Kent State	28.0	0
Michigan State	26.0	0
Illinois	31.4	24
Ohio State	52.6	38
Iowa	24.4	22
Average	29.8	12.6

* Excluding game vs. Wisconsin

'SCORING' DEFENSE

■ Wisconsin's defense has accounted for 4 touchdowns (2 fumble recovery TDs, 2 interception return TDs) and a safety.

WISCONSIN'S DEFENSIVE TDs

Name	Ret. Type	Yds	Opponent
Matt Henningsen	Fumble	16	South Florida
Matt Henningsen	Fumble	0	Northwestern
Noah Burks	INT	68	Northwestern
Zack Baun	INT	34	Michigan State

■ Sophomore DE **Matt Henningsen** recorded his 2nd defensive touchdown of the season when he fell on a fumble in the end zone vs. Northwestern on Sept. 28. He also scored on a 16-yard fumble recovery TD at South Florida on Aug. 30.

■ Henningsen joins CB Jamar Fletcher (3 in 1998, 2 in 1999) and S Aaron Henry (3 in 2010) as the only Wisconsin players with multiple defensive touchdowns in the same season since 1990.

■ When Henningsen and OLB **Noah Burks** (68-yard INT return) both scored touchdowns vs. Northwestern, it marked Wisconsin's first game with multiple defensive TDs since Roderick Rogers (84 yards) and Jack Ikegwuonu (62) both scored interception return touchdowns vs. Purdue on Oct. 22, 2005.

PUTTING ON THE PRESSURE

■ Getting back to consistently pressuring quarterbacks was an offseason emphasis for the Badgers. After finishing tied for 8th nationally with 42.0 sacks (3.0 per game) in 2017, Wisconsin's sack rate was cut in half in 2018 (1.5 per game) and their total of 19.0 sacks ranked tied for 110th nationally.

■ The Badgers have already surpassed last year's total with 33.0 sacks so far in 2019.

■ Wisconsin's sack total is 21 more than it had through its first 9 games of the 2018 season (12.0).

■ The Badgers recorded 9.0 sacks vs. Kent State on Oct. 5. — their most in a game since at least 1995.

■ UW's average of 3.7 sacks per game ranks 5th nationally (Ohio State ranks No. 1, at 4.6 sacks per game).

■ 10 players have recorded at least 1 sack for the Badgers this season.

■ Senior ILB **Chris Orr** has recorded 9.0 sacks over the last 6 games, including 3 multi-sack performances, to rank in a tie for 6th nationally on the season — and 2nd among Power Five conference linebackers (Oregon State's Hamilcar Rashed Jr. has 12.0).

■ Orr's 9.0 sacks are the most by a Badger since **T.J. Watt** recorded 11.5 in 2016.

■ Orr recorded a career-high 3.0 sacks at Illinois on Oct. 19. He entered the season with 2.5 career sacks over his first 3 seasons. Orr also has 6 QB hurries to his credit on the season.

■ Including a career-high 3.0 sacks vs. Kent State, senior OLB **Zack Baun** ranks 2nd on the team with 7.5 on the season — tying him for 3rd among Power Five linebackers. Baun also has logged 8 quarterback hurries.

■ Baun also ranks in a tie for 6th among Power Five linebackers with his team-high 12.0 TFLs.

■ Sophomore ILB **Jack Sanborn** gave the Badgers 3 players with multiple sacks vs. Kent State when he recorded a career-high 2.0. Sanborn has 3.5 sacks on the season.

■ The Badgers' leading tackler with 51 total stops, Sanborn has 6.5 TFLs on the year.

LEAVING 'EM AT A LOSS

■ A week after recording 14.0 tackles for loss vs. Northwestern on Sept. 28, the Badgers racked up another 10.0 TFLs vs. Kent State. It marked the first time UW had tallied consecutive games of 10-plus TFLs since logging 17.0 vs. Penn State on Nov. 21, 1998 and 10.0 vs. UCLA in the Rose Bowl on Jan. 1, 1999.

■ The Badgers are averaging 7.0 TFLs per game this season, a sharp increase from their mark of 4.9 per game in 2018.

NO FLY ZONE

■ A major reason Wisconsin ranks 3rd nationally in passing efficiency defense (94.9) is because it has allowed opponents to complete just 46.5% of their passes — the best mark of any FBS defense. Clemson (47.4%) ranks No. 2.

■ Minimizing big plays, UW also owns the nation's No. 2 mark in yards allowed per passing attempt, at 5.1. Ohio State leads the FBS, at 5.0 yards allowed per attempt.

■ The Badgers have allowed just 14 passing plays of 20-plus yards, 3rd-fewest of any FBS team. Only Ohio State (13) and Utah (13) have allowed fewer.

SITUATIONAL RECORDS

	2019	Under Chryst
vs. Top 25 opponents (AP/Coaches)	2-1	9-9
vs. Top-10 opponents (AP/Coaches)	0-1	3-6
UW scores first	6-1	36-7
Opponent scores first	1-1	13-7
UW leads after 1st quarter	6-1	32-4
Opponent leads after 1st quarter	1-1	9-6
UW leads at halftime	7-1	42-3
Opponent leads at halftime	0-1	4-10
UW leads after 3rd quarter	7-1	44-3
Opponent leads after 3rd quarter	0-1	5-10
Overtime games	--	2-1

WISCONSIN OFFENSE

SCORING: 20+ points	7-1	46-5
SCORING: 30+ points	5-0	31-1
TOTAL OFFENSE: 400+ yards	6-1	36-3
TOTAL OFFENSE: 500+ yards	2-0	9-0
RUSHING: 200+ yards	5-0	30-4
RUSHING: 300+ yards	3-0	13-0
RUSHING ATT: 40 or more	6-1	39-4
PASSING: 200+ yards	2-1	20-4
PASSING: 300+ yards	1-0	3-0
PASSING ATT: 25 or more	3-1	18-10
1ST DOWNS: at least 20	6-1	35-6
3RD DOWN: convert at least 40%	5-1	35-4
TURNOVERS: two or less	7-1	44-7
AVG. FIELD POSITION: 30 or better	4-1	33-4

WISCONSIN DEFENSE

SCORING: allow 15 points or less	6-0	30-3
SCORING: allow 20 points or less	6-0	40-3
TOTAL OFFENSE: allow 300 yards or less	7-0	34-2
RUSHING: allow 150 yards or less	7-1	45-5
RUSHING: allow 100 yards or less	7-0	33-1
PASSING: allow 150 yards or less	4-0	18-5
PASSING: allow 100 yards or less	2-0	7-2
1ST DOWNS: allow 15 or less	6-0	30-3
3RD DOWN: opp. convert 33% or less	6-1	36-5
TURNOVERS: opponent has two or more	4-0	30-5
AVG. FIELD POSITION: 30 or worse	6-2	40-7
AVG. FIELD POSITION: 20 or worse	--	5-0

TEAM COMPARISON

RUSHING YARDS: UW has more	7-1	47-5
PASSING YARDS: UW has more	4-1	26-5
TURNOVERS: UW has fewer	4-0	28-2
TIME OF POSSESSION: advantage	7-1	45-6
FIRST DOWNS: UW has more	6-1	40-5
AVG. FIELD POSITION: UW advantage	6-2	37-4
PENALTIES: UW has fewer	3-0	21-3
SPECIAL TEAMS SCORE: UW scores	--	2-0

WISCONSIN INDIVIDUALS

RUSHING: 100-yard rusher	6-1	36-7
PASSING: 200-yard passer	2-1	18-6
RECEIVING: 100-yard receiver	1-0	9-0
RUSH/PASS: 100-yd rusher/200-yd passer	2-1	12-2

ALL BROKEN UP

■ No team is getting its hands on opponents' passes as effectively as Wisconsin. The Badgers have recorded a pass defensed (either a pass breakup or an interception) on 19.8% of their opponents' passing attempts (47 of 230) – the nation's No. 2 mark. Only Minnesota (20.1%) has defensed a higher percentage of its opponents' passes.

■ Wisconsin is averaging 5.7 passes defensed per game, the nation's 9th-best average (Pittsburgh leads the FBS at 6.7) and No. 2 among Big Ten teams (Minnesota, 6.1).

■ 18 different players have recorded at least 1 pass defensed for UW.

WHAT A RUSH

■ Wisconsin has played 5 games against teams ranked in the top 25 nationally in rushing defense – and the Badgers have averaged 232.6 yards in those games:

WISCONSIN VS. TOP-25 RUSHING DEFENSES

Rk. Opponent	YPG Allowed*	Wisconsin
19. Central Michigan	100.8	199
21. Michigan	81.9	359
16. Michigan State	93.9	222
8. Ohio State	88.9	83
20. Iowa	87.8	300
Average	88.7	232.6

* Excluding game vs. Wisconsin

■ In their other games, those 5 teams have combined to allow an average of just 88.7 rushing yards per game.

■ Among those top-25 rushing defenses, the Badgers tagged Michigan (359), Iowa (300) and Central Michigan (199) for their highest rushing totals allowed this season.

COAN ANSWERS THE CALL

■ Now 9-4 as the Badgers' starter, junior QB **Jack Coan** has been an efficient leader under center for Wisconsin's offense.

■ Coan has tossed 12 touchdown passes against 3 interceptions on the season and ranks 4th nationally with a completion percentage of 73.2%:

COMPLETION PERCENTAGE, FBS

Player, School	Pct.
1. Joe Burrow, LSU	78.9%
2. Tyler Huntley, Utah	73.8%
3. Jalen Hurts, Oklahoma	73.3%
4. Jack Coan, Wisconsin	73.2%

■ Coan's mark of 73.2% currently ranks just ahead of Scott Tolzien's single-season school record (72.9%) from 2010.

■ Coan's career completion percentage of 69.7% ranks behind only Russell Wilson's mark of 72.8% on UW's all-time list.

■ Coan is a major reason the Badgers rank 9th nationally on third down, converting at a rate of 50.4% (Ohio State leads the FBS in third-down conversion rate at 58.2%), Coan is 42-for-55 (76.4%) passing on third down, converting 29 first downs.

■ He's also 3-for-3 on fourth down, with the Badgers picking up all 3 fourth-down conversions on which Coan has attempted a pass.

■ In the red zone, Coan is 14-for-24 (58.3%) with 7 touchdowns and no interceptions.

■ Coan was especially efficient in the Badgers' 35-14 win over then-No. 11 Michigan, going 13-for-16 for 128 yards while leading 5 touchdown drives on the Badgers' first 7 possessions of the game. Though he didn't throw a TD pass, Coan rushed for a pair of touchdowns – including a career-long 25-yard run that gave UW a 28-0 halftime lead.

■ Coan completed a career-best 85.7% of his passes vs. Michigan State on Oct. 12, going 18-for-21 for 180 yards, 1 TD and no interceptions. He led the Badgers on 6 scoring drives in what became a 38-0 win over the Spartans.

■ Coan opened the season by throwing for a then career-high 201 yards on 19-for-26 passing (73.1%) – including a string of 11 straight completions – with 2 touchdowns and no interceptions at South Florida.

■ Coan followed that performance with a career-best effort vs. Central Michigan in his first start at Camp Randall Stadium, going 26-for-33 (78.8%) for 363 yards and 3 touchdowns (201.2 pass efficiency rating).

■ Coan's 363 yards are the 5th-highest single-game total in school history and the most by a Badgers QB since Tyler Donovan threw for 392 yards vs. Illinois on Oct. 6, 2007.

■ A Long Island native from Sayville, N.Y., Coan made the start for the Badgers in last year's New Era Pinstripe Bowl at Yankee Stadium, a 35-3 win over Miami.

PROGRAMMED TO RECEIVE

■ Coan has made the most of the weapons at his disposal, with the Badgers' top 6 receivers each making at least 15 catches so far.

■ UW's talented wide receiver quartet has been paced by junior **Quintez Cephus**, who has collected a team-high 504 yards on 32 catches (15.8 average), including 4 touchdowns. Junior WR **Danny Davis** has 24 receptions for 195 yards, senior WR **A.J. Taylor** has 19 grabs for 192 yards, junior WR **Kendric Pryor** also has 175 receiving yards on 11 catches, to go along with a 66-yard rushing TD.

■ Cephus set career highs with 6 catches for 130 yards and matched his career high with 2 touchdown catches vs. Central Michigan.

■ Cephus and QB Jack Coan combined to record the Badgers' longest pass play of the season, a 52-yard connection, vs. Iowa on Nov. 9. That catch set up a 27-yard TD grab by Cephus later in the drive.

■ Davis scored a pair of touchdowns vs. the Hawkeyes, pulling in a 4-yard pass from Coan and scoring on a 17-yard TD run.

■ The Badgers also have found success passing to running backs, with Jonathan Taylor recording a 4 touchdown receptions among his 18 catches for 151 yards. Junior RB **Garrett Groshek** has 21 catches for 163 yards.

■ Sophomore TE **Jake Ferguson** – who has recorded at least 1 catch in each of his 22 career games – has caught 23 passes for 266 yards and 2 touchdowns this season.

RECORD BOOK UPDATES

RUSHING YARDS, CAREER

1. Ron Dayne, 1996-99	7,125
2. Jonathan Taylor, 2017-present	5,430
3. Montee Ball, 2009-12	5,140
4. Melvin Gordon, 2012-14	4,915
5. Anthony Davis, 2001-04	4,676
6. James White, 2010-13	4,015

RUSHING AVERAGE, CAREER

1. Melvin Gordon, 2011-14	7.79
2. Jonathan Taylor, 2017-present	6.67
3. James White, 2010-13	6.24

RUSHING TOUCHDOWNS, CAREER

1. Montee Ball, 2009-12	77
2. Ron Dayne, 1996-99	71
3. James White, 2010-13	45
Melvin Gordon, 2011-14	45
5. Billy Marek, 1972-75	44
Jonathan Taylor, 2017-present	44

TOUCHDOWNS, CAREER

1. Montee Ball, 2009-12	83
2. Ron Dayne, 1996-99	71
3. Melvin Gordon, 2011-14	49
4. James White, 2010-13	48
Jonathan Taylor, 2017-present	48

AVERAGE PER RECEPTION, CAREER (MIN. 50 REC.)

1. Tony Simmons, 1994-97	20.1
--	--
5. Paul Hubbard, 2004-07	17.5
Al Hannah, 1969-71	17.4
Luke Swan, 2004-07	17.4
8. Jonathan Orr, 2002-2005	17.1
9. Quintez Cephus, 2016-present	16.7
10. Lee DeRamus, 1991-93	16.6

TOUCHDOWNS, SEASON

1. Montee Ball, 2011	39
2. Melvin Gordon, 2014	32
3. Brian Calhoun, 2005	24
4. Montee Ball, 2012	22
5. Ron Dayne, 1996	21
6. Ron Dayne, 1999	20
7. Billy Marek, 1974	19
Jonathan Taylor, 2019	19

QUARTERBACK SACKS, SEASON

1. Tom Burke, 1998	22.0
2. Tarek Saleh, 1996	14.0
3. Tarek Saleh, 1995	12.0
O'Brien Schofield, 2009	12.0
5. T.J. Watt, 2016	11.5
6. Tim Jordan, 1985	11.0
Darryl Sims, 1982	11.0
8. Mike Thompson, 1993	10.0
Bryan Jurewicz, 1996	10.0
10. Joe Schobert, 2015	9.5
-- Chris Orr, 2019	9.0
-- Zack Baun, 2019	7.5

NEXT MEN UP

■ For the first time since 1997 (when it was LT Chris McIntosh, now UW's deputy athletics director), Wisconsin entered a season with just 1 returning starter on its offensive line. A first-team All-Big Ten selection, junior C **Tyler Biadasz** marked the Badgers' lone returner entering 2019. That doesn't mean UW lacks experience up front, however:

- Junior **Cole Van Lanen** was a reserve who carried a starter's workload in 2018 as part of a rotation with Jon Dietzen at left tackle, playing 560 total snaps. Dietzen, who started 12 of UW's 13 games at left tackle, played 306.
- Senior **Jason Erdmann** entered the season with 40 games played to his credit before making the first O-line start of his career as Wisconsin's left guard at South Florida. He has started at both LG and RG this season.
- Sophomore **Logan Bruss** was UW's opening-night starter at right tackle, where he made 3 starts last season in relief of veteran David Edwards, who was drafted by the Los Angeles Rams in April.
- Senior **David Moorman** made the first start of his career (in his 43rd career game) vs. Central Michigan, filling the role at right tackle in relief of Bruss, who missed the game due to injury.

A LEG UP

■ Senior K **Zach Hintze** continues to serve as a weapon for the Badgers, averaging a nation-leading 64.72 yards per kickoff. (Missouri's Tucker McCann ranks No. 2, at 64.71).

- Hintze has hit touchbacks on 46 of 57 kicks this season (80.7%) — including 34 of his last 39 kickoffs over UW's last 7 games. Of the other 5 kicks in that span, 1 was a fair catch at the 1 yard line and 4 were brought out for an average return of just 17.0 yards.
- Hintze averaged a career-best 69.6 yards per kickoff vs. Northwestern. That included an impressive 80-yard touchback after being made to kick from the 20 yard line following a penalty.

AWARDS SEASON

■ The Badgers boasted 4 midseason All-Americans in senior OLB **Zack Baun**, senior ILB **Chris Orr**, junior RB **Jonathan Taylor** and junior C **Tyler Biadasz**.

- Those player also find themselves as candidates for several national awards:
 - **Zack Baun**: Bednarik Award semifinalist, Butkus Award semifinalist
 - **Chris Orr**: Lott IMPACT Trophy quarterfinalist (also Lott IMPACT Trophy Player of the Week on Oct. 15)
 - **Jonathan Taylor**: Maxwell Award semifinalist
 - **Tyler Biadasz**: Joe Moore Award semifinalist (as part of Badgers' offensive line)

FRESH FACES

■ A total of 14 defensive players have made their Badgers debuts in 2019: NT **Keanu Benton**, ILB **Leo Chenal**, DE **Boyd Dietzen**, TE **Jack Eschenbach**, OLB **Jaylan Franklin**, OLB **C.J. Goetz**, CB **Kobe Knaak**, S **Tyler Mais**, CB **Semar Melvin**, DE **Isaiah Mullens**, ILB **Marty Strey**, S **John Torchio**, S **Collin Wilder*** and ILB **Travis Wiltjer** (*Wilder played in 15 games at Houston in 2016 and 2017 prior to transferring to UW).

■ On offense, 11 players have made their debuts: WR **A.J. Abbott**, FB **Quan Easterling**, TE **Clay Cundiff**, TE **Jack Eschenbach**, OL **Michael Furtney**, OL **Andrew Lyons**, QB **Graham Mertz**, WR **Emmet Perry**, OL **Blake Smithback**, RB **Nakia Watson** and QB **Chase Wolf**.

■ Among specialists, K **Collin Larsh** has made his debut in 2019.

- Of the 26 players making their debuts, 6 are true freshmen: Benton, Chenal, Cundiff, Easterling, Melvin and Mertz.

■ Fourteen players have made their first career starts so far in 2019: sophomore FB **John Chenal**, junior FB **Mason Stokke**, redshirt freshman TE **Cormac Sampson**, sophomore OL **Tyler Beach**, sophomore OL **Josh Seltzer**, senior OL **David Moorman**, junior DE **Garrett Rand**, freshman NT **Keanu Benton**, sophomore ILB **Jack Sanborn**, sophomore OLB **Izayah Green-May**, junior OLB **Noah Burks**, redshirt freshman CB **Donte Burton**, redshirt freshman S **John Torchio** and junior S **Collin Wilder**.

COMEBACK KIDS

■ The Badgers have 3 players looking to contribute after suffering significant setbacks:

- Senior RB **Bradrick Shaw** returned to action in UW's season opener and capped the 49-0 win at South Florida with a 15-yard TD run. The performance followed a long rehab from the torn ACL he suffered at Minnesota in November 2017, causing Shaw to miss the entire 2018 season.
- It came a year later than expected, but junior **Garrett Rand** was a starting defensive end in UW's season opener at South Florida. Rand, who was a reserve nose tackle as a redshirt freshman in 2017, suffered an Achilles tendon injury during summer conditioning and missed the entire 2018 season, working his way back to participate in spring practice earlier this year.
- Junior S **Collin Wilder** suffered a knee injury during his sophomore season at Houston in 2017 and spent the 2018 season rehabbing while also sitting out per NCAA rules after transferring to Wisconsin. Wilder made his Badgers debut in the opener at South Florida and recorded an interception.

DIPLOMAS IN HAND

■ The Badgers have 3 graduates on their roster in ILB **Chris Orr** (life sciences communication), RB **Bradrick Shaw** (life sciences communication) and graduate transfer ILB **Travis Wiltjer** (finance).

THE MATCHUP: NEBRASKA

												
at USF Aug. 30 W, 49-0 ESPN	Central Mich. Sept. 7 W, 61-0 BTN	Michigan Sept. 21 W, 35-14 FOX	Northwestern Sept. 28 W, 24-15 ABC	Kent State Oct. 5 W, 48-0 ESPN	Michigan St. Oct. 12 W, 38-0 BTN	at Illinois Oct. 19 L, 24-23 BTN	at Ohio State Oct. 26 L, 38-7 FOX	Iowa Nov. 9 W, 24-22 FOX	at Nebraska Nov. 16 11 a.m. BTN	Purdue Nov. 23 TBD	at Minnesota Nov. 30 TBD	Big Ten Champ Dec. 7 7 p.m. FOX

SERIES HISTORY

- Overall: Wisconsin leads, 9-4
- In Lincoln: Nebraska leads, 3-2

ALL-TIME MEETINGS

Year	Rankings	Result	Score	Location
1901	-/-	W	18-0	Milwaukee
1965	-/2	L	0-37	Lincoln
1966	-/-	L	3-31	Madison
1973	-/2	L	16-20	Lincoln
1974	-/4	W	21-20	Madison
2011	7/8	W	48-17	Madison
2012	-/22	L	27-30	Lincoln
2012	-/12	W	70-31	Indianapolis
2014	22/11	W	59-24	Madison
2015	-/-	W	23-21	Lincoln
2016	11/7	W	23-17 (OT)	Madison
2017	9/-	W	38-17	Lincoln
2018	16/-	W	41-24	Madison

SERIES HISTORY

- The Badgers and Cornhuskers will play for the Freedom Trophy for the 6th time since its introduction in 2014. Wisconsin is 5-0 vs. Nebraska since the traveling trophy was added to the series.
- The Badgers have won 6 straight meetings with Nebraska, including wins in each of their last 2 trips to Lincoln. The win streak dates to UW's 70-31 victory in the 2012 Big Ten Football Championship Game.
- Wisconsin is 7-1 vs. the Huskers since Nebraska joined the Big Ten in 2011, including a 2-1 mark at Memorial Stadium.

WISCONSIN-NEBRASKA CONNECTIONS

- UW Director of Athletics **Barry Alvarez** is a 1969 graduate of Nebraska, where he was a three-year letterwinner at linebacker from 1965-67 for Huskers coach Bob Devaney. Alvarez intercepted a pass in a 1966 game between the Huskers and Badgers at Camp Randall Stadium.
- Wisconsin offensive coordinator/assistant head coach **Joe Rudolph** served as tight ends coach at Nebraska in 2007.
- UW wide receivers coach **Ted Gilmore** served in the same capacity at Nebraska from 2005-10.
- Wisconsin sophomore NT **Bryson Williams** attended Southeast High School in Lincoln, Neb. The Huskers have 2 Southeast products on their roster: senior DL Fyn Anderson and freshman P Grant Detlefsen.

STATISTICAL MATCHUP

Category	WIS	FBS	Big Ten	NEB	FBS	Big Ten
Scoring Offense	34.3	30th	4th	26.3	81st	9th
Total Offense	418.9	58th	5th	409.1	65th	6th
Rushing Offense	225.7	16th	2nd	186.3	43rd	4th
Passing Offense	193.2	101st	10th	222.8	76th	8th
Passing Efficiency	155.8	19th	4th	134.7	72nd	6th
Time of Possession	36:51	1st	1st	27:31	113th	12th
Scoring Defense	12.6	7th	4th	29.1	79th	12th
Total Defense	231.4	2nd	2nd	406.0	74th	10th
Rushing Defense	84.4	5th	2nd	173.7	83rd	11th
Passing Defense	147.0	3rd	2nd	232.3	75th	11th
Passing Efficiency Def.	94.9	3rd	2nd	128.8	50th	8th
QB Sacks	3.7	5th	2nd	2.3	51st	6th
Tackles for Loss	6.9	30th	5th	6.8	36th	6th
Net Punting	35.7	115th	14th	39.3	46th	6th
Punt Returns	8.9	47th	3rd	8.4	54th	5th
Kickoff Returns	22.9	35th	5th	21.4	52nd	8th
Turnover Margin	+0.44	33rd	5th	-0.33	86th	11th



HEAD COACH PAUL CHRYST

■ 2016 & 2017 BIG TEN COACH OF THE YEAR

Wisconsin football continues to thrive under Paul Chryst's leadership. A two-time Big Ten Coach of the Year selection, Chryst has guided the Badgers to a 42-12 (.778) record over his first four seasons as head coach at his alma mater, including a 27-8 (.771) mark in Big Ten Conference play. UW ranks fifth nationally in wins and winning percentage over those four seasons, trailing only Alabama, Clemson, Ohio State and Oklahoma.

Chryst is just the third coach in modern Big Ten history to win at least 40 games in his first four seasons as head coach. Only Ohio State's Urban Meyer (50) recorded more wins through four seasons as a Big Ten head coach than Chryst's 42.

Chryst has piloted UW to a pair of Big Ten West Division crowns and berths in the Big Ten Football Championship Game. He also owns a 4-0 mark in bowl games, including two victories in New Year's Six games.

In his first season, Chryst led Wisconsin to a 10-3 record in 2015 – a run that concluded with a victory over USC in the Holiday Bowl. For an encore, he directed the Badgers to an 11-3 finish in 2016, including a win over Western Michigan in the Cotton Bowl and the Big Ten West Division championship.

For leading UW to an 11-win season against a schedule that included six games with top 10-ranked teams, Chryst was named the 2016 Hayes-Schembechler Big Ten Coach of the Year by a vote of his league peers.

He swept the league's top coaching honors in 2017 after leading the Badgers to another West Division crown, a 12-0 regular season and a No. 3 ranking – the program's highest in the AP poll since the 1960s. The Badgers capped the historic season with a victory over Miami in the Orange Bowl for a school-record 13th victory. In addition to repeating as Hayes-Schembechler Coach of the Year, Chryst was named Dave McClain Big Ten Coach of the Year by a vote of league media.

Nationally, he was a finalist for the AFCA Coach of the Year, Dodd Trophy and Paul "Bear" Bryant Coach of the Year awards for the second consecutive season.

The Badgers finished Chryst's fourth year with an impressive 35-3 win over Miami in the Pinstripe Bowl, their school-record fifth consecutive bowl victory, to complete an 8-5 season. Through four seasons under Chryst, the Badgers have produced 13 All-Americans, including nine first-team All-America selections. Wisconsin had a school-record seven All-America honorees in 2017 alone. A total of 14 players have earned first-team All-Big Ten laurels under Chryst's watch.

Across his first three seasons as head coach, Wisconsin boasted one of the nation's truly elite defenses. The Badgers allowed just 14.4 points per game over those three seasons, a mark that ranked No. 2 nationally over that span and trailed only Alabama's mark of 13.4 points allowed per contest. Over those three years, Wisconsin also ranked No. 3 in total defense (277.5 yards per game), No. 2 in rushing defense (97.6 ypg) and No. 2 in pass efficiency defense (100.2).

During Chryst's seven years as offensive coordinator from 2005-11, Wisconsin averaged 34.1 points and 416.3 yards of total offense per game. Both marks were the best in the Big Ten over that span and powered the Badgers to conference titles in 2010 and 2011, remarkable offensive seasons in which UW averaged 41.5 and 44.1 points per game, respectively.

Wisconsin had won 10 or more games in a season just three times before Chryst joined the Badgers' coaching staff as offensive coordinator in 2005. In his 11 seasons on staff since, the Badgers have posted double-digit win totals eight times – posting an overall record of 112-34 (.767).

Before returning to UW, Chryst spent the previous three seasons as the head coach at Pittsburgh, where he led the Panthers to three consecutive bowl appearances.

THE CHRYST FILE

■ Career Record (8th Season): 68-33 (.673)

- Record at Wisconsin (5th Season): 49-14 (.778)
- Big Ten Record (5th Season): 31-10 (.756)
- Bowl Record: 5-1 (.833)
- Birthdate: Nov. 17, 1965
- Hometown: Madison, Wis.
- Alma Mater: Wisconsin, 1988 (Political Science)
- Playing Experience: QB/TE (Wisconsin, 1985-87)
- Family: Wife Robin, daughters Katy and JoJo, son Danny

BOWL GAME EXPERIENCE

■ Career Bowl Game Record: 10-5 (.667)

Year	School	Bowl	Result (Opponent)
2002	WIS	Alamo	W, 31-28 (Colorado)
2003	ORST	Las Vegas	W, 55-14 (New Mexico)
2004	ORST	Insight	W, 38-21 (Notre Dame)
2005	WIS	Capital One	W, 24-10 (Auburn)
2006	WIS	Capital One	W, 17-14 (Arkansas)
2007	WIS	Outback	L, 21-17 (Tennessee)
2008	WIS	Champs Sports	L, 42-13 (Florida State)
2009	WIS	Champs Sports	W, 20-14 (Miami)
2010	WIS	Rose	L, 21-19 (TCU)
2011	WIS	Rose	L, 45-38 (Oregon)
2012	PITT	BBVA Compass	L, 38-17 (Ole Miss)
2013	PITT	Little Caesars	W, 30-27 (Bowling Green)
2015	WIS	Holiday	W, 23-21 (USC)
2016	WIS	Cotton	W, 24-16 (W. Michigan)
2017	WIS	Orange	W, 34-24 (Miami)
2018	WIS	Pinstripe	W, 35-3 (Miami)

CHRYST YEAR-BY-YEAR

Year	Team	Position	Record	Conf.	Bowl Game
1989	West Virginia	Graduate Assistant	8-3-1	--	Gator
1990	West Virginia	Graduate Assistant	4-7	--	
1991	San Antonio (WLAF)	Running Backs, Tight Ends	4-6	--	
1992	San Antonio (WLAF)	Running Backs, Tight Ends	7-3	--	
1993	UW-Platteville	Offensive Coordinator/QBs	3-7	2-5	
1994	Ottawa (CFL)	Quarterbacks	4-14	--	
1995	Illinois State	Offensive Coordinator/QBs	5-6	3-3	
1996	Saskatchewan (CFL)	Offensive Coordinator/QBs	5-13	--	
1997	Oregon State	Offensive Coordinator/QBs	3-8	0-8	
1998	Oregon State	Offensive Coordinator/QBs	5-6	2-6	
1999	San Diego (NFL)	Tight Ends	8-8	--	
2000	San Diego (NFL)	Tight Ends	1-15	--	
2001	San Diego (NFL)	Tight Ends	5-11	--	
2002	Wisconsin	Tight Ends	8-6	2-6	Alamo
2003	Oregon State	Offensive Coordinator/QBs	8-5	4-4	Las Vegas
2004	Oregon State	Offensive Coordinator/QBs	7-5	5-3	Insight Bowl
2005	Wisconsin	Co-Offensive Coordinator/TEs	10-3	5-3	Capital One
2006	Wisconsin	Offensive Coordinator/QBs	12-1	7-1	Capital One
2007	Wisconsin	Offensive Coordinator/QBs	9-4	5-3	Outback
2008	Wisconsin	Offensive Coordinator/QBs	7-6	3-5	Champs Sports
2009	Wisconsin	Offensive Coordinator/QBs	10-3	5-3	Champs Sports
2010	Wisconsin	Offensive Coordinator/QBs	11-2	7-1	Rose
2011	Wisconsin	Offensive Coordinator/QBs	11-3	6-2	Rose
2012	Pittsburgh	Head Coach	6-7	3-4	BBVA Compass
2013	Pittsburgh	Head Coach	7-6	3-5	Little Caesars
2014	Pittsburgh	Head Coach	6-6	4-4	Armed Forces
2015	Wisconsin	Head Coach	10-3	6-2	Holiday
2016	Wisconsin	Head Coach	11-3	7-2	Cotton
2017	Wisconsin	Head Coach	13-1	9-0	Orange
2018	Wisconsin	Head Coach	8-5	5-4	Pinstripe
2019	Wisconsin	Head Coach	7-2	4-2	
Wisconsin Totals (5th Season)			49-14	31-10	4 Bowl Games
Head Coaching Totals (8th Season)			68-33	41-23	6 Bowl Games



QUICK FACTS

- **Built:** 1917
- **Original cost:** \$32,100
- **Original capacity:** 10,000
- **Current capacity:** 80,321
- **Wisconsin football record:** 367-196-23 (.646)
- **First game:** Oct. 6, 1917 (Wisconsin 34, Beloit 0)
- **Dedication game:** Nov. 3, 1917 (Wisconsin 10, Minnesota 7)
- **First televised game:** Oct. 9, 1954 (No. 3 Wisconsin 13, No. 11 Rice 7)
- **First night game:** Oct. 4, 1986 (No. 4 Michigan 43, Wisconsin 17)
- **Largest attendance:** 83,184 (vs. Iowa, Nov. 12, 2005)

19

A total of 19 Heisman Trophy winners have played in Camp Randall Stadium, including two Badgers: Alan Ameche and Ron Dayne.

26

Wisconsin defeated in-state rival Marquette 26 times at Camp Randall Stadium, the most wins at Camp Randall against a single opponent.

7

There have been seven major concerts at Camp Randall Stadium (Pink Floyd – 1988 and 1994; U2 – 1992 and 1997; Genesis – 1992; The Rolling Stones – 1994 and 1997).

CAMP RANDALL STADIUM

One of college football's finest facilities, Camp Randall Stadium just keeps getting better and better with age. Originally opened in 1917, the venerable venue celebrated its centennial in 2017. What now stands as the oldest stadium in the Big Ten, Camp Randall was originally used as a Civil War training site. This hallowed ground has seen many upgrades since officially becoming the home of the Badgers in 1895. During the Civil War, nearly 70,000 soldiers trained at Camp Randall, which also included a hospital and a prison for Confederate soldiers on its grounds. Named for Alexander Randall, the state of Wisconsin's first wartime governor, the Camp Randall land was returned to state fair property after peace was restored. The fair later moved to Milwaukee, and Wisconsin's Civil War veterans urged the legislature to purchase the land. In 1893, the state presented the site to the university as a memorial athletic field.

Since then, Camp Randall Stadium has grown from a small venue with wooden bleachers to one of the largest stadiums in the Big Ten with a capacity of 80,321.

- One of the nation's most historic college football venues, Camp Randall Stadium also happens to be one of the intimidating for opposing teams, and Wisconsin has made the most of the home-field advantage that the raucous atmosphere provides.
- Though it has only been a tradition at Camp Randall Stadium since 1998, "Jump Around" is now a defining part of UW game day. Between the third and fourth quarters, "Jump Around" by House of Pain is played and the 80,000-plus fans delight in doing as the tune instructs. "Jump Around" was crowned the winner of *Sports Illustrated's* "Greatest College Football Traditions" bracket in 2012 and was named the nation's best tradition in votes contested by SiriusXM College Sports Nation in 2014 and 2015.
- Since 2014, Wisconsin owns a 35-5 record (.875) at Camp Randall Stadium – 4th-best in the nation. Among Power Five programs, only Clemson (40-1, .976), Alabama (39-2, .951) and Ohio State (38-3, .927) have higher home winning percentages than the Badgers during that span.
- Opened in 1917, Camp Randall is the fourth-oldest stadium in the FBS. The only older on-campus facilities are: Georgia Tech (1913), Mississippi State (1914) and Cincinnati (1916).
- The Camp Randall grounds were used as a Civil War training site. It also held Confederate soldiers, many of whom died and were laid to rest on the west side of Madison. The area known as "soldiers rest" is the northernmost Confederate cemetery in the United States.
- Camp Randall Stadium served as a living quarters for students and military personnel during the 1940s. Dormitories were built underneath the east side stands. Approximately 150 men lived there.

OLDEST STADIUMS

- Camp Randall is among the oldest facilities in the FBS:
- | | |
|----------------------|-------------|
| 1. Georgia Tech | 1913 |
| 2. Mississippi State | 1914 |
| 3. Cincinnati | 1916 |
| 4. Wisconsin | 1917 |
| 5. Oklahoma State | 1920 |

CAPACITIES

- Camp Randall seating capacities through the years:
- | | |
|--------|--------|
| ▪ 1917 | 10,000 |
| ▪ 1921 | 14,000 |
| ▪ 1925 | 29,783 |
| ▪ 1926 | 38,293 |
| ▪ 1932 | 32,700 |
| ▪ 1937 | 36,000 |
| ▪ 1940 | 45,000 |
| ▪ 1951 | 51,000 |
| ▪ 1955 | 52,788 |
| ▪ 1958 | 63,435 |
| ▪ 1966 | 77,280 |
| ▪ 1986 | 77,280 |
| ▪ 1987 | 76,293 |
| ▪ 1991 | 77,745 |
| ▪ 1998 | 76,129 |
| ▪ 2001 | 76,634 |
| ▪ 2005 | 80,321 |

ROSTER

ALPHABETICAL

No.	Name	Pos.	Ht.	Wt.	Yr./El.	Hometown (High School/Last School)
89	Abbott, A.J.	WR	6-2	192	So./Fr.	Northville, Mich. (West Bloomfield)
90	Allen, Connor***	P	6-0	168	Sr./Sr.	New Berlin, Wis. (Brookfield East)
57	Balistreri, Michael	DE	6-4	288	Jr./So.	Grafton, Wis. (University School of Milwaukee)
56	Baun, Zack**	OLB	6-3	235	Sr./Sr.	Brown Deer, Wis. (Brown Deer)
51	Bay, Adam**	LS	6-0	229	Jr./Jr.	Mesa, Ariz. (Desert Ridge)
65	Beach, Tyler*	OL	6-6	309	Jr./So.	Grafton, Wis. (Port Washington)
49	Bell, Christian*	OLB	6-4	249	Sr./Jr.	Birmingham, Ala. (Hoover/Alabama)
95	Benton, Keanu	NT	6-4	315	Fr./Fr.	Janesville, Wis. (Craig)
86	Benzschawel, Luke*	TE	6-6	276	Sr./Jr.	Grafton, Wis. (Grafton)
52	Bernhagen, Josh	LS	6-2	241	Sr./Jr.	Madison, Wis. (La Follette)
61	Biadasz, Tyler**	OL	6-3	321	Sr./Jr.	Amherst, Wis. (Amherst)
26	Blaylock, Travian	CB	5-11	200	So./Fr.	Humble, Texas (Atascocita)
63	Bowden, Peter	LS	6-2	217	Fr./Fr.	San Diego, Calif. (Francis Parker)
11	Bracey, Stephan	WR	5-10	172	Fr./Fr.	Grand Rapids, Mich. (East Kentwood)
50	Brown, Logan	OL	6-6	311	Fr./Fr.	Grand Rapids, Mich. (East Kentwood)
60	Bruss, Logan*	OL	6-5	310	Jr./So.	Appleton, Wis. (Kimberly)
41	Burks, Noah**	OLB	6-2	240	Sr./Jr.	Carmel, Ind. (Carmel)
25	Burrell, Eric**	S	6-0	195	Sr./Jr.	Severn, Md. (McDonogh School)
17	Burton, Donte	CB	5-10	180	So./Fr.	Loganville, Ga. (Loganville)
38	Caputo, Dante	S	5-11	181	Fr./Fr.	Pittsburgh, Pa. (North Allegheny)
87	Cephus, Quintez**	WR	6-1	207	Sr./Jr.	Macon, Ga. (Stratford Academy)
44	Chenal, John	FB	6-2	252	So./So.	Grantsburg, Wis. (Grantsburg)
45	Chenal, Leo	ILB	6-2	250	Fr./Fr.	Grantsburg, Wis. (Grantsburg)
17	Coan, Jack*	QB	6-3	221	Jr./Jr.	Sayville, N.Y. (Sayville)
31	Cone, Madison*	S	5-9	182	Jr./Jr.	Kernersville, N.C. (East Forsyth)
1	Cruickshank, Aron*	WR	5-9	161	So./So.	Brooklyn, N.Y. (Erasmus Hall)
43	Cundiff, Clay	TE	6-3	251	Fr./Fr.	Wichita, Kan. (Bishop Carroll)
10	Currens, Seth**	TE	6-3	224	Sr./Jr.	Pickerington, Ohio (Central)
6	Davis, Danny**	WR	6-0	194	Jr./Jr.	Springfield, Ohio (Springfield)
32	Davis, Julius	RB	5-10	189	Fr./Fr.	Menomonee Falls, Wis. (Menomonee Falls)
14	DiBenedetto, Jordan	WR	6-0	190	Fr./Fr.	Stoughton, Wis. (Stoughton)
94	Dietzen, Boyd	DE	6-3	264	So./Fr.	Combined Locks, Wis. (Kimberly)
16	Dunn, Jack*	WR	5-7	174	Sr./Jr.	Madison, Wis. (Edgewood)
28	Easterling, Quan	FB	6-3	238	Fr./Fr.	Akron, Ohio (Archbishop Hoban)
6	Ingram, Dean	CB	5-9	164	Fr./Fr.	Columbia, Md. (Gonzaga College HS)
78	Erdmann, Jason***	OL	6-6	328	Sr./Sr.	Richfield, Wis. (Slinger)
41	Eschenbach, Jack	TE	6-6	224	So./Fr.	Downers Grove, Ill. (Benet Academy)
84	Ferguson, Jake*	TE	6-5	246	Jr./So.	Madison, Wis. (Memorial)
42	Franklin, Jaylan	OLB	6-4	222	So./Fr.	Brownstown, Mich. (O.A. Carlson)
74	Furtney, Michael	OL	6-5	307	So./Fr.	Milan, Mich. (Milan)
98	Goetz, C.J.	OLB	6-3	241	So./Fr.	Muskego, Wis. (Catholic Memorial)
39	Grass, Tatum	ILB	6-2	222	Fr./Fr.	Holmen, Wis. (Holmen)
22	Green, Cade	WR	5-11	185	Jr./So.	Austin, Texas (Lake Travis)
50	Green-May, Izayah	OLB	6-6	221	Jr./So.	Bolingbrook, Ill. (Bolingbrook)
13	Gregoire, Mike	WR	5-10	171	So./Fr.	Green Bay, Wis. (Notre Dame Academy)
37	Groshek, Garrett**	RB	5-11	220	Sr./Jr.	Amherst Junction, Wis. (Amherst)
20	Guerendo, Isaac	RB	6-0	213	So./Fr.	Clayton, Ind. (Avon)
8	Harrell, Deron*	CB	6-2	182	Jr./So.	Denver, Colo. (East)
92	Henningsen, Matt*	DE	6-3	286	Jr./So.	Menomonee Falls, Wis. (Menomonee Falls)
22	Heyroth, Jacob	ILB	6-0	218	So./Fr.	Lodi, Wis. (Lodi)
1	Hicks, Faion*	CB	5-10	185	Jr./So.	Miami, Fla. (Flanagan)
39	Hintze, Zach**	K	6-0	190	Sr./Sr.	Fond du Lac, Wis. (St. Mary's Springs)
56	Johnson, Rodas	DE	6-2	293	Fr./Fr.	Columbus, Ohio (St. Francis DeSales)
59	Johnson, Tyler***	OLB	6-3	241	Sr./Sr.	Menasha, Wis. (Menasha)
36	Knaak, Kobe	CB	5-9	189	Sr./Jr.	Franklin, Wis. (Franklin)
29	Kollath, Jackson	ILB	6-1	252	Fr./Fr.	Menomonee Falls, Wis. (Sussex Hamilton)
24	Krumholz, Adam*	WR	6-1	193	Sr./Jr.	Stoughton, Wis. (Stoughton)
19	Larsh, Collin	K	5-10	184	Jr./So.	Marshall, Wis. (Monona Grove)
46	Lloyd, Gabe*	TE	6-4	231	Sr./Jr.	Green Bay, Wis. (Northeast Wisconsin Lutheran)
15	Lotti, Anthony***	P	6-0	187	Sr./Sr.	Flowery Branch, Ga. (West Hall)

NUMERICAL

No.	Name	Pos.
1	Aron Cruickshank	WR
1	Faion Hicks	CB
2	Reggie Pearson	S
2	Chase Wolf	QB
3	Kendric Pryor	WR
4	A.J. Taylor	WR
5	Graham Mertz	QB
5	Rachad Wildgoose	CB
6	Danny Davis	WR
6	Dean Ingram	CB
7	Spencer Lytle	OLB
7	Bradrick Shaw	RB
8	Deron Harrell	CB
9	Scott Nelson	S
10	Seth Currens	TE
11	Stephan Bracey	WR
11	Alexander Smith	CB
12	Titus Toler	S
13	Mike Gregoire	WR
14	Jordan DiBenedetto	WR
14	Nakia Watson	RB
15	Anthony Lotti	P
15	Danny Vanden Boom	QB
16	Jack Dunn	WR
17	Donte Burton	CB
17	Jack Coan	QB
18	Cam Phillips	WR
18	Collin Wilder	S
19	Collin Larsh	K
19	John Torchio	S
20	Isaac Guerendo	RB
20	Semar Melvin	CB
21	Cooper Nelson	WR
21	Caesar Williams	CB
22	Cade Green	WR
22	Jacob Heyroth	ILB
23	Jonathan Taylor	RB
24	Adam Krumholz	WR
24	James Williams	CB
25	Eric Burrell	S
26	Travian Blaylock	CB
27	Cristian Volpentesta	CB
28	Quan Easterling	FB
28	Blake Wilcox	K
29	Jackson Kollath	ILB
29	Brady Schipper	RB
30	Tyler Mais	S
30	Coy Wanner	TE
31	Madison Cone	S
32	Julius Davis	RB
32	Marty Strey	ILB
34	Mason Stokke	FB
36	Kobe Knaak	CB
37	Garrett Groshek	RB
38	Caputo, Dante	S
39	Tatum Grass	ILB
39	Zach Hintze	K
41	Noah Burks	OLB
41	Jack Eschenbach	TE
42	Jaylan Franklin	OLB

No.	Name	Pos.	Ht.	Wt.	Yr./El.	Hometown (High School/Last School)	No.	Name	Pos.
97	Loudermilk, Isaiahh**	DE	6-7	293	Sr./Jr.	Howard, Kan. (West Elk)	43	Hayden Rucci	TE
76	Lyles, Kayden*	OL	6-3	321	Jr./So.	Madison, Wis. (Middleton)	44	John Chenal	FB
59	Lyons, Andrew	OL	6-5	311	So./Fr.	Kenosha, Wis. (Bradford)	45	Leo Chenal	ILB
7	Lytle, Spencer	OLB	6-2	223	Fr./Fr.	Redondo Beach, Calif. (St. John Bosco)	46	Gabe Lloyd	TE
30	Mais, Tyler	S	6-1	196	Jr./So.	Wauunakee, Wis. (Wauunakee)	47	Clay Cundiff	TE
58	Maskalunas, Mike**	ILB	6-3	231	Sr./Jr.	Long Grove, Ill. (Adlai E. Stevenson)	48	Travis Wiltjer	ILB
20	Melvin, Semar	CB	5-11	166	Fr./Fr.	Pembroke Pines, Fla. (St. Thomas Aquinas)	49	Christian Bell	OLB
5	Mertz, Graham	QB	6-3	215	Fr./Fr.	Overland Park, Kan. (Blue Valley North)	50	Logan Brown	OL
68	Moorman, David***	OL	6-5	307	Sr./Sr.	Northville, Mich. (Northville)	50	Izayah Green-May	OLB
99	Mullens, Isaiah	DE	6-4	283	So./Fr.	Columbus, Ohio (Harvest Prep)	51	Adam Bay	LS
81	Mustapha, Taj	WR	6-0	190	So./Fr.	Southfield, Mich. (West Bloomfield)	51	Giovanni Paez	NT
21	Nelson, Cooper	WR	6-4	187	Fr./Fr.	Sun Prairie, Wis. (Sun Prairie)	52	Josh Bernhagen	LS
9	Nelson, Scott*	S	6-2	204	Jr./So.	Detroit, Mich. (University of Detroit Jesuit)	52	David Pfaff	DE
55	Njongmeta, Maema	ILB	6-0	220	Fr./Fr.	Buffalo Grove, Ill. (Adlai E. Stevenson)	54	Chris Orr	ILB
62	O'Brien, Logan	OL	6-4	265	Fr./Fr.	Fennimore, Wis. (Fennimore)	55	Maema Njongmeta	ILB
54	Orr, Chris***	ILB	6-0	224	Sr./Sr.	DeSoto, Texas (DeSoto)	56	Zack Baun	OLB
51	Paez, Gio	NT	6-3	305	Fr./Fr.	Los Angeles, Calif. (William A. Hough (N.C.))	56	Rodas Johnson	DE
2	Pearson, Reggie	S	5-10	197	So./Fr.	Inkster, Mich. (River Rouge)	57	Michael Balistreri	DE
82	Perry, Emmet	WR	6-2	186	Jr./So.	Grand Prairie, Texas (DeSoto)	57	Jack Sanborn	ILB
52	Pfaff, David*	DE	6-2	288	Sr./Sr.	Mequon, Wis. (Homestead)	58	Mike Maskalunas	ILB
18	Phillips, Cam	WR	6-0	176	Fr./Fr.	San Francisco, Calif. (IMG Academy (Fla.))	59	Tyler Johnson	OLB
3	Pryor, Kendric**	WR	5-11	180	Sr./Jr.	Hazel Crest, Ill. (Homewood-Flossmoor)	59	Andrew Lyons	OL
93	Rand, Garrett**	DE	6-2	279	Sr./Jr.	Chandler, Ariz. (Hamilton)	60	Logan Bruss	OL
67	Roberge, Gunnar	NT	6-4	292	Sr./Sr.	Seymour, Wis. (Seymour)	61	Tyler Bidasz	OL
87	Rucci, Hayden	TE	6-4	250	Fr./Fr.	Lititz, Pa. (Warwick)	62	Logan O'Brien	OL
85	Sampson, Cormac	TE	6-4	280	So./Fr.	Eau Claire, Wis. (Memorial)	63	Peter Bowden	LS
57	Sanborn, Jack*	ILB	6-2	232	So./So.	Deer Park, Ill. (Lake Zurich)	65	Tyler Beach	OL
29	Schipper, Brady	RB	5-11	206	So./Fr.	Stoughton, Wis. (Stoughton)	67	Gunnar Roberge	NT
96	Schlichting, Conor	P	6-2	222	Jr./So.	Madison, Wis. (East)	68	David Moorman	OL
70	Seltzner, Josh	OL	6-4	327	Jr./So.	Columbus, Wis. (Columbus)	69	Aaron Vopal	OL
7	Shaw, Bradrick**	RB	6-1	216	Sr./Sr.	Birmingham, Ala. (Hoover)	70	Josh Seltzner	OL
11	Smith, Alexander	CB	5-11	182	So./Fr.	Culver City, Calif. (Culver City)	71	Cole Van Lanen	OL
77	Smithback, Blake	OL	6-2	305	Jr./So.	Wauunakee, Wis. (Wauunakee)	74	Michael Furtney	OL
34	Stokke, Mason*	FB	6-2	239	Sr./Jr.	Menomonie, Wis. (Menomonie)	75	Joe Tippmann	OL
32	Strey, Marty	ILB	6-2	219	So./Fr.	Sun Prairie, Wis. (Sun Prairie)	76	Kayden Lyles	OL
4	Taylor, A.J.***	WR	5-11	200	Sr./Sr.	Kansas City, Mo. (Rockhurst)	77	Blake Smithback	OL
23	Taylor, Jonathan**	RB	5-11	219	Jr./Jr.	Salem, N.J. (Salem)	78	Jason Erdmann	OL
75	Tippmann, Joe	OL	6-6	312	Fr./Fr.	Fort Wayne, Ind. (Bishop Dwenger)	81	Taj Mustapha	WR
12	Toler, Titus	S	5-11	192	Fr./Fr.	Long Beach, Calif. (St. John Bosco)	82	Emmet Perry	WR
19	Torchio, John	S	6-1	205	So./Fr.	Lafayette, Calif. (Campolindo)	84	Jake Ferguson	TE
71	Van Lanen, Cole**	OL	6-5	312	Sr./Jr.	Green Bay, Wis. (Bay Port)	85	Cormac Sampson	TE
15	Vanden Boom, Danny	QB	6-5	207	Jr./So.	Kimberly, Wis. (Kimberly)	86	Luke Benzschawel	TE
27	Volpentesta, Cristian	CB	5-9	185	Sr./Jr.	Highland Park, Ill. (Highland Park)	87	Quintez Cephus	WR
69	Vopal, Aaron	OL	6-6	312	Jr./So.	De Pere, Wis. (De Pere)	89	A.J. Abbott	WR
30	Wanner, Coy	TE	6-3	236	Jr./So.	Green Bay, Wis. (Preble)	90	Connor Allen	P
14	Watson, Nakia	RB	5-11	229	So./Fr.	Austin, Texas (Westlake)	91	Bryson Williams	NT
28	Wilcox, Blake	K	6-4	228	Fr./Fr.	Wales, Wis. (Kettle Moraine)	92	Matt Henningsen	DE
18	Wilder, Collin	S	5-10	194	Sr./Jr.	Katy, Texas (Katy/Houston)	93	Garrett Rand	DE
5	Wildgoose, Rachad*	CB	5-11	197	So./So.	Miramar, Fla. (Miami Northwestern)	94	Boyd Dietzen	DE
91	Williams, Bryson*	NT	6-2	300	So./So.	Lincoln, Neb. (Southeast)	95	Keanu Benton	NT
21	Williams, Caesar*	CB	6-0	188	Sr./Jr.	Grand Prairie, Texas (South)	96	Conor Schlichting	P
24	Williams, James	CB	5-10	182	Fr./Fr.	Fort Lauderdale, Fla. (Chaminade-Madonna Prep)	97	Isaiahh Loudermilk	DE
48	Wiltjer, Travis	ILB	6-2	225	Sr./Sr.	Maple City, Mich. (Glen Lake/Northwood)	98	C.J. Goetz	OLB
2	Wolf, Chase	QB	6-1	196	So./Fr.	Loveland, Ohio (Saint Xavier)	99	Isaiah Mullens	DE

* - letters won | # - indicates fifth-year senior

ROSTER BREAKDOWN: OFFENSE**QUARTERBACKS**

17	Coan, Jack*	QB	6-3	216	Jr./Jr.	Sayville, N.Y. (Sayville)
5	Mertz, Graham	QB	6-3	216	Fr./Fr.	Overland Park, Kan. (Blue Valley North)
15	Vanden Boom, Danny	QB	6-5	209	Jr./So.	Kimberly, Wis. (Kimberly)
2	Wolf, Chase	QB	6-1	191	So./Fr.	Loveland, Ohio (Saint Xavier)

RUNNING BACKS

32	Davis, Julius	RB	5-10	189	Fr./Fr.	Menomonee Falls, Wis. (Menomonee Falls)
37	Groshek, Garrett**	RB	5-11	220	Sr./Jr.	Amherst Junction, Wis. (Amherst)
20	Guerendo, Isaac	RB	6-0	213	So./Fr.	Clayton, Ind. (Avon)
29	Schipper, Brady	RB	5-11	206	So./Fr.	Stoughton, Wis. (Stoughton)
7	Shaw, Bradrick**	RB	6-1	216	Sr./Sr.	Birmingham, Ala. (Hoover)
23	Taylor, Jonathan**	RB	5-11	219	Jr./Jr.	Salem, N.J. (Salem)
14	Watson, Nakia	RB	5-11	229	So./Fr.	Austin, Texas (Westlake)

FULLBACKS

44	Chenal, John	FB	6-2	252	So./So.	Grantsburg, Wis. (Grantsburg)
28	Easterling, Quan	FB	6-3	238	Fr./Fr.	Akron, Ohio (Archbishop Hoban)
34	Stokke, Mason*	FB	6-2	239	Sr./Jr.	Menomonie, Wis. (Menomonie)

TIGHT ENDS

86	Benzschawel, Luke*	TE	6-6	276	Sr./Jr.	Grafton, Wis. (Grafton)
47	Cundiff, Clay	TE	6-3	251	Fr./Fr.	Wichita, Kan. (Bishop Carroll)
10	Currens, Seth**	TE	6-3	224	Sr./Jr.	Pickerington, Ohio (Central)
41	Eschenbach, Jack	TE	6-6	224	So./Fr.	Downers Grove, Ill. (Benet Academy)
84	Ferguson, Jake*	TE	6-5	246	Jr./So.	Madison, Wis. (Memorial)
43	Rucci, Hayden	TE	6-4	250	Fr./Fr.	Lititz, Pa. (Warwick)
85	Sampson, Cormac	TE	6-4	280	So./Fr.	Eau Claire, Wis. (Memorial)
30	Wanner, Coy	TE	6-3	236	Jr./So.	Green Bay, Wis. (Preble)

WIDE RECEIVERS

89	Abbott, A.J.	WR	6-2	192	So./Fr.	Northville, Mich. (West Bloomfield)
11	Bracey, Stephan	WR	5-10	172	Fr./Fr.	Grand Rapids, Mich. (East Kentwood)
87	Cephus, Quintez**	WR	6-1	207	Sr./Jr.	Macon, Ga. (Stratford Academy)
1	Cruickshank, Aron*	WR	5-9	161	So./So.	Brooklyn, N.Y. (Erasmus Hall)
6	Davis, Danny**	WR	6-0	194	Jr./Jr.	Springfield, Ohio (Springfield)
14	DiBenedetto, Jordan	WR	6-0	190	Fr./Fr.	Stoughton, Wis. (Stoughton)
16	Dunn, Jack*	WR	5-7	174	Sr./Jr.	Madison, Wis. (Edgewood)
13	Gregoire, Mike	WR	5-10	171	So./Fr.	Green Bay, Wis. (Notre Dame Academy)
24	Krumholz, Adam*	WR	6-1	193	Sr./Jr.	Stoughton, Wis. (Stoughton)
81	Mustapha, Taj	WR	6-0	190	So./Fr.	Southfield, Mich. (West Bloomfield)
21	Nelson, Cooper	WR	6-4	187	Fr./Fr.	Sun Prairie, Wis. (Sun Prairie)
82	Perry, Emmet	WR	6-2	186	Jr./So.	Grand Prairie, Texas (DeSoto)
18	Phillips, Cam	WR	6-0	176	Fr./Fr.	San Francisco, Calif. (IMG Academy (Fla.))
3	Pryor, Kendric**	WR	5-11	180	Sr./Jr.	Hazel Crest, Ill. (Homewood-Flossmoor)
4	Taylor, A.J.***	WR	5-11	200	Sr./Sr.	Kansas City, Mo. (Rockhurst)

OFFENSIVE LINE

65	Beach, Tyler*	OL	6-6	309	Jr./So.	Grafton, Wis. (Port Washington)
61	Biadasz, Tyler**	OL	6-3	321	Sr./Jr.	Amherst, Wis. (Amherst)
50	Brown, Logan	OL	6-6	311	Fr./Fr.	Grand Rapids, Mich. (East Kentwood)
60	Bruss, Logan*	OL	6-5	310	Jr./So.	Appleton, Wis. (Kimberly)
78	Erdmann, Jason***	OL	6-6	328	Sr./Sr.	Richfield, Wis. (Slinger)
74	Furtney, Michael	OL	6-5	307	So./Fr.	Milan, Mich. (Milan)
76	Lyles, Kayden*	OL	6-3	321	Jr./So.	Madison, Wis. (Middleton)
59	Lyons, Andrew	OL	6-5	311	So./Fr.	Kenosha, Wis. (Bradford)
68	Moorman, David***	OL	6-5	307	Sr./Sr.	Northville, Mich. (Northville)
62	O'Brien, Logan	OL	6-4	265	Fr./Fr.	Fennimore, Wis. (Fennimore)
70	Seltzner, Josh	OL	6-4	327	Jr./So.	Columbus, Wis. (Columbus)
77	Smithback, Blake	OL	6-2	305	Jr./So.	Waunakee, Wis. (Waunakee)
75	Tippmann, Joe	OL	6-6	312	Fr./Fr.	Fort Wayne, Ind. (Bishop Dwenger)
71	Van Lanen, Cole**	OL	6-5	312	Sr./Jr.	Green Bay, Wis. (Bay Port)
69	Vopal, Aaron	OL	6-6	312	Jr./So.	De Pere, Wis. (De Pere)

RETURNING/LOST**STARTERS RETURNING (5)**

RB	Jonathan Taylor
TE	Jake Ferguson
WR	A.J. Taylor
WR	Kendric Pryor
C	Tyler Biadasz

STARTERS LOST (6)

QB	Alex Hornibrook
FB	Alec Ingold
LG	Michael Deiter
RG	Beau Benzschawel
RT	David Edwards
LG	Jon Dietzen

LETTERWINNERS RETURNING (21)

QB	Jack Coan
RB	Garrett Groshek
RB	Bradrick Shaw
RB	Jonathan Taylor
FB	Mason Stokke
WR	Aron Cruickshank
WR	Danny Davis
WR	Jack Dunn
WR	Adam Krumholz
WR	Kendric Pryor
WR	A.J. Taylor
TE	Luke Benzschawel
TE	Jake Ferguson
TE	Gabe Lloyd
OL	Tyler Beach
OL	Tyler Biadasz
OL	Logan Bruss
OL	Jason Erdmann
OL	Kayden Lyles
OL	David Moorman
OL	Cole Van Lanen

LETTERWINNERS LOST (12)

QB	Alex Hornibrook
RB	Taiwan Deal
RB	Chris James
RB	Mark Saari
FB	Alec Ingold
TE	Zander Neuville
TE	Kyle Penniston
OL	Beau Benzschawel
OL	Michael Deiter
OL	Jon Dietzen
OL	David Edwards
OL	Micah Kapoi

ROSTER BREAKDOWN: DEFENSE**DEFENSIVE LINE**

57	Balistreri, Michael	DE	6-4	288	Jr./So.	Grafton, Wis. (University School of Milwaukee)
94	Dietzen, Boyd	DE	6-3	264	So./Fr.	Combined Locks, Wis. (Kimberly)
92	Henningsen, Matt*	DE	6-3	286	Jr./So.	Menomonee Falls, Wis. (Menomonee Falls)
56	Johnson, Rodas	DE	6-2	293	Fr./Fr.	Columbus, Ohio (St. Francis DeSales)
97	Loudermilk, Isaiahh**	DE	6-7	293	Sr./Jr.	Howard, Kan. (West Elk)
99	Mullens, Isaiah	DE	6-4	283	So./Fr.	Columbus, Ohio (Harvest Prep)
52	Pfaff, David*	DE	6-2	288	Sr./Sr.	Mequon, Wis. (Homestead)
93	Rand, Garrett**	DE	6-2	279	Sr./Jr.	Chandler, Ariz. (Hamilton)
95	Benton, Keanu	NT	6-4	315	Fr./Fr.	Janesville, Wis. (Craig)
51	Paez, Gio	NT	6-3	305	Fr./Fr.	Los Angeles, Calif. (William A. Hough (N.C.))
67	Roberge, Gunnar	NT	6-4	292	Sr./Sr.	Seymour, Wis. (Seymour)
91	Williams, Bryson*	NT	6-2	300	So./So.	Lincoln, Neb. (Southeast)

OUTSIDE LINEBACKERS

56	Baun, Zack**	OLB	6-3	235	Sr./Sr.	Brown Deer, Wis. (Brown Deer)
49	Bell, Christian*	OLB	6-4	249	Sr./Jr.	Birmingham, Ala. (Hoover/Alabama)
41	Burks, Noah**	OLB	6-2	240	Sr./Jr.	Carmel, Ind. (Carmel)
42	Franklin, Jaylan	OLB	6-4	222	So./Fr.	Brownstown, Mich. (O.A. Carlson)
98	Goetz, C.J.	OLB	6-3	241	So./Fr.	Muskego, Wis. (Catholic Memorial)
50	Green-May, Izayah	OLB	6-6	221	Jr./So.	Bolingbrook, Ill. (Bolingbrook)
59	Johnson, Tyler***	OLB	6-3	241	Sr./Sr.	Menasha, Wis. (Menasha)
7	Lytle, Spencer	OLB	6-2	223	Fr./Fr.	Redondo Beach, Calif. (St. John Bosco)

INSIDE LINEBACKERS

45	Chenal, Leo	ILB	6-2	250	Fr./Fr.	Grantsburg, Wis. (Grantsburg)
39	Grass, Tatum	ILB	6-2	222	Fr./Fr.	Holmen, Wis. (Holmen)
22	Heyroth, Jacob	ILB	6-0	218	So./Fr.	Lodi, Wis. (Lodi)
29	Kollath, Jackson	ILB	6-1	252	Fr./Fr.	Menomonee Falls, Wis. (Sussex Hamilton)
58	Maskalunas, Mike**	ILB	6-3	231	Sr./Jr.	Long Grove, Ill. (Adlai E. Stevenson)
55	Njongmeta, Maema	ILB	6-0	220	Fr./Fr.	Buffalo Grove, Ill. (Adlai E. Stevenson)
54	Orr, Chris***	ILB	6-0	224	Sr./Sr.	DeSoto, Texas (DeSoto)
57	Sanborn, Jack*	ILB	6-2	232	So./So.	Deer Park, Ill. (Lake Zurich)
32	Strey, Marty	ILB	6-2	219	So./Fr.	Sun Prairie, Wis. (Sun Prairie)
48	Wiltjer, Travis	ILB	6-2	225	Sr./Sr.	Maple City, Mich. (Glen Lake/Northwood)

CORNERBACKS

26	Blaylock, Travian	CB	5-11	200	So./Fr.	Humble, Texas (Atascocita)
17	Burton, Donte	CB	5-10	180	So./Fr.	Loganville, Ga. (Loganville)
6	Ingram, Dean	CB	5-9	164	Fr./Fr.	Columbia, Md. (Gonzaga College HS)
8	Harrell, Deron*	CB	6-2	182	Jr./So.	Denver, Colo. (East)
1	Hicks, Faion*	CB	5-10	185	Jr./So.	Miami, Fla. (Flanagan)
36	Knaak, Kobe	CB	5-9	189	Sr./Jr.	Franklin, Wis. (Franklin)
20	Melvin, Semar	CB	5-11	166	Fr./Fr.	Pembroke Pines, Fla. (St. Thomas Aquinas)
11	Smith, Alexander	CB	5-11	182	So./Fr.	Culver City, Calif. (Culver City)
27	Volpentesta, Cristian	CB	5-9	185	Sr./Jr.	Highland Park, Ill. (Highland Park)
5	Wildgoose, Rachad*	CB	5-11	197	So./So.	Miramar, Fla. (Miami Northwestern)
21	Williams, Caesar*	CB	6-0	188	Sr./Jr.	Grand Prairie, Texas (South)
24	Williams, James	CB	5-10	182	Fr./Fr.	Fort Lauderdale, Fla. (Chaminade-Madonna Prep)

SAFETIES

25	Burrell, Eric**	S	6-0	195	Sr./Jr.	Severn, Md. (McDonogh School)
38	Caputo, Dante	S	5-11	181	Fr./Fr.	Pittsburgh, Pa. (North Allegheny)
31	Cone, Madison*	S	5-9	182	Jr./Jr.	Kernersville, N.C. (East Forsyth)
30	Mais, Tyler	S	6-1	196	Jr./So.	Waunakee, Wis. (Waunakee)
9	Nelson, Scott*	S	6-2	204	Jr./So.	Detroit, Mich. (University of Detroit Jesuit)
2	Pearson, Reggie	S	5-10	197	So./Fr.	Inkster, Mich. (River Rouge)
12	Toler, Titus	S	5-11	192	Fr./Fr.	Long Beach, Calif. (St. John Bosco)
19	Torchio, John	S	6-1	205	So./Fr.	Lafayette, Calif. (Campolindo)
18	Wilder, Collin	S	5-10	194	Sr./Jr.	Katy, Texas (Katy/Houston)

* - letters won | # - indicates fifth-year senior

RETURNING/LOST**STARTERS RETURNING (6)**

DE	Matt Henningsen
DE	Isaiahh Loudermilk
OLB	Zack Baun
CB	Faion Hicks
CB	Rachad Wildgoose
FS	Scott Nelson

STARTERS LOST (5)

NT	Olive Sagapolu
OLB	Andrew Van Ginkel
ILB	T.J. Edwards
ILB	Ryan Connelly
SS	D'Cota Dixon

LETTERWINNERS RETURNING (20)

NT	Bryson Williams
DE	Matt Henningsen
DE	Isaiahh Loudermilk
DE	David Pfaff
DE	Garrett Rand
OLB	Zack Baun
OLB	Christian Bell
OLB	Noah Burks
OLB	Tyler Johnson
ILB	Seth Currens
ILB	Mike Maskalunas
ILB	Chris Orr
ILB	Jack Sanborn
CB	Madison Cone
CB	Deron Harrell
CB	Faion Hicks
CB	Rachad Wildgoose
CB	Caesar Williams
S	Eric Burrell
S	Scott Nelson

LETTERWINNERS LOST (7)

NT	Olive Sagapolu
OLB	Griffin Grady
OLB	Andrew Van Ginkel
ILB	T.J. Edwards
ILB	Ryan Connelly
S	Evan Bondoc
S	D'Cota Dixon

DEPTH CHART

OFFENSE

QB	17	Jack Coan (6-3, 221, Jr.)	5	Graham Mertz (6-3, 215, Fr.)
			2	Chase Wolf (6-1, 196, R-Fr.)
RB	23	Jonathan Taylor (5-11, 219, Jr.)	37	Garrett Groshek (5-11, 220, Jr.)
FB	44	John Chenal (6-2, 252, So.)	34	Mason Stokke (6-2, 239, Jr.)
WR	4	A.J. Taylor (5-11, 200, Sr.)	6	Danny Davis (6-0, 194, Jr.)
WR	3	Kendric Pryor (5-11, 180, Jr.)	87	Quintez Cephus (6-1, 207, Jr.)
TE	84	Jake Ferguson (6-5, 246, So.)	85	Cormac Sampson (6-4, 280, R-Fr.)
LT	71	Cole Van Lanen (6-5, 312, Jr.)	65	Tyler Beach (6-6, 309, So.)
LG	68	David Moorman (6-5, 307, Sr.)	76	Kayden Lyles (6-3, 321, So.)
C	61	Tyler Biadasz (6-3, 321, Jr.)	78	Jason Erdmann (6-6, 328, Sr.)
RG	78	Jason Erdmann (6-6, 328, Sr.)	70	Josh Seltzner (6-4, 327, So.)
RT	60	Logan Bruss (6-5, 310, So.)	65	Tyler Beach (6-6, 309, So.)











DEFENSE

DE	97	Isaiahh Loudermilk (6-7, 293, Jr.)	52	David Pfaff (6-2, 288, Sr.)	
NT	95	Keeanu Benton (6-4, 315, Fr.)	67	Gunnar Roberge (6-4, 292, Sr.)	
DE	93	Garrett Rand (6-2, 279, Jr.)	OR	92	Matt Henningsen (6-3, 286, So.)
OLB	56	Zack Baun (6-3, 235, Sr.)	59	Tyler Johnson (6-3, 241, Sr.)	
ILB	54	Chris Orr (6-0, 224, Sr.)	58	Mike Maskalunas (6-3, 231, Jr.)	
ILB	57	Jack Sanborn (6-2, 232, So.)	45	Leo Chenal (6-2, 250, Fr.)	
OLB	41	Noah Burks (6-2, 240, Jr.)	50	Izayah Green-May (6-6, 221, So.)	
CB	1	Faion Hicks (5-10, 185, So.)	21	Caesar Williams (6-0, 188, Jr.)	
SS	2	Reggie Pearson (5-10, 197, R-Fr.)	18	Collin Wilder (5-10, 194, Jr.)	
FS	25	Eric Burrell (6-0, 195, Jr.)	19	John Torchio (6-1, 205, R-Fr.)	
CB	5	Rachad Wildgoose (5-11, 197, So.)	8	Deron Harrell (6-2, 182, So.)	

SPECIAL TEAMS

P	15	Anthony Lotti (6-0, 187, Sr.)	90	Connor Allen (6-0, 168, Sr.)
FG	19	Collin Larsh (5-10, 184, So.)	39	Zach Hintze (6-0, 190, Sr.)
KO	39	Zach Hintze (6-0, 190, Sr.)	19	Collin Larsh (5-10, 184, So.)
LS	51	Adam Bay (6-0, 229, Jr.)	63	Peter Bowden (6-2, 217, Fr.)
H	90	Connor Allen (6-0, 168, Sr.)	96	Conor Schlichting (6-2, 222, So.)
PR	16	Jack Dunn (5-7, 174, Jr.)	6	Danny Davis (6-0, 194, Jr.)
KR	1	Aron Cruickshank (5-9, 161, So.)	1	Faion Hicks (5-10, 185, So.)

ASSISTANT COACHES

				
JOE RUDOLPH OFFENSIVE COORD. OFFENSIVE LINE (SIDELINE)	JIM LEONHARD DEFENSIVE COORD. DEFENSIVE BACKS (SIDELINE)	BOBBY APRIL III OUTSIDE LINEBACKERS (SIDELINE)	BOB BOSTAD INSIDE LINEBACKERS (SIDELINE)	INOKE BRECKTERFIELD DEFENSIVE LINE (SIDELINE)
				
JON BUDMAYR QUARTERBACKS (BOOTH)	TED GILMORE WIDE RECEIVERS (SIDELINE)	CHRIS HAERING SPECIAL TEAMS (SIDELINE)	JOHN SETTLE RUNNING BACKS (SIDELINE)	MICKEY TURNER TIGHT ENDS (BOOTH)

CAREER GAMES/STARTS

POS	NAME	GP/GS
OL	David Moorman	50/4
P	Connor Allen	50/0
WR	A.J. Taylor	49/19
OL	Jason Erdmann	48/8
ILB	Chris Orr	45/25
P	Anthony Lotti	42/0
OLB	Tyler Johnson	40/2
NT	Garrett Rand	36/4
OL	Tyler Biadasz	36/36
RB	Jonathan Taylor	36/35
S	Eric Burrell	36/14
OL	Cole Van Lanen	36/10
LS	Adam Bay	36/0
RB	Garrett Groshek	36/0
K	Zach Hintze	35/0
OLB	Zack Baun	34/22
TE	Seth Currens	33/0
WR	Kendric Pryor	32/18
WR	Quintez Cephus	32/14
WR	Danny Davis	32/11
ILB	Mike Maskalunas	31/0
OLB	Noah Burks	30/8
WR	Jack Dunn	30/0
RB	Bradrick Shaw	29/2
DE	Isaiahh Loudermilk	29/15
CB	Madison Cone	27/2
WR	Adam Krumholz	26/1
DE	David Pfaff	24/0
CB	Caesar Williams	23/7
DE	Matt Henningsen	22/15
TE	Jake Ferguson	22/11
OL	Tyler Beach	22/1
WR	Aron Cruickshank	22/0
OL	Josh Seltzner	21/4
CB	Faion Hicks	21/18
OL	Logan Bruss	21/14
OL	Kayden Lyles	21/10
TE	Gabe Lloyd	21/0
ILB	Jack Sanborn	20/9
QB	Jack Coan	20/13
OLB	Christian Bell	20/0
NT	Bryson Williams	19/3
CB	Rachad Wildgoose	19/12
CB	Deron Harrell	17/9
FB	John Chenal	17/3
FB	Mason Stokke	16/3
TE	Luke Benzschawel	15/4
S	Reggie Pearson	13/9
OLB	Izayah Green-May	13/1
CB	Alexander Smith	13/0
OL	Aaron Vopal	13/0
CB	Donte Burton	12/2
S	Scott Nelson	10/9
S	Collin Wilder	9/2
TE	Cormac Sampson	9/1
NT	Keeanu Benton	8/5
S	John Torchio	6/1
NT	Gunnar Roberge	11/0
CB	C. Volpentesta	10/0
OLB	Jaylan Franklin	9/0
OL	Michael Furtney	9/0
OLB	C.J. Goetz	9/0
K	Colin Larsh	9/0
S	Tyler Mais	9/0
RB	Nakia Watson	9/0
DE	Boyd Dietzen	8/0
DE	Isaiah Mullens	8/0
RB	Brady Schipper	8/0
WR	A.J. Abbott	7/0
ILB	Leo Chenal	6/0
ILB	Travis Wiltjer	6/0
WR	Taj Mustapha	5/0
CB	Travian Blaylock	4/0
TE	Jack Eschenbach	4/0
RB	Isaac Guerendo	4/0
OL	Blake Smithback	3/0
QB	D. Vanden Boom	3/0
QB	Chase Wolf	3/0
CB	Kobe Knaak	2/0
CB	Semar Melvin	2/0
QB	Graham Mertz	2/0
TE	Clay Cundiff	1/0
FB	Quan Easterling	1/0
WR	Cade Green	1/0
OL	Andrew Lyons	1/0
WR	Emmet Perry	1/0
ILB	Marty Strey	1/0

PLAYER PROFILES

89 A.J. ABBOTT

■ WR ▪ So./Fr. ▪ 6-2 ▪ 192
Northville, Mich. (West Bloomfield)

CAREER RUSHING STATISTICS

Year	GP/GS	Att	Yds	TD	Y/C	LG
2018	Redshirt season					
2019	7/0	0	0	0	0/0	0
Total	7/0	0	0	0	0.0	0

CAREER RECEIVING STATISTICS

Year	GP/GS	Rec	Yds	TD	Y/C	LG
2018	Redshirt season					
2019	7/0	0	0	0	0.0	0
Total	7/0	0	0	0	0.0	0

CAREER DEFENSIVE STATISTICS

Year	G/S	UT	AT	Tot	TFL-Yd	Sk-Yd	FF	FR	Int	PD
2018	Redshirt season									
2019	7/0	1	0	1	0.0-0	0.0-0	0	0	0	0
Total	7/0	1	0	1	0.0-0	0.0-0	0	0	0	0

GAME-BY-GAME RUSHING/RECEIVING

2019	Rushing				Receiving			
	Att	Yds	TD	Lg	Rec	Yds	TD	Lg
Central Mich.	0	0	0	0	0	0	0	0
Michigan	0	0	0	0	0	0	0	0
Northwestern	0	0	0	0	0	0	0	0
Kent State	0	0	0	0	0	0	0	0
Michigan St.	0	0	0	0	0	0	0	0
Illinois	0	0	0	0	0	0	0	0
Ohio State	0	0	0	0	0	0	0	0

GAME-BY-GAME DEFENSE

2019	UT	AT	Tot	TFL-Y	Sk-Y	FF	FR	Int	PD
Central Mich.	0	0	0	0.0-0	0.0-0	0	0-0	0-0	0
Michigan	0	0	0	0.0-0	0.0-0	0	0-0	0-0	0
Northwestern	0	0	0	0.0-0	0.0-0	0	0-0	0-0	0
Kent State	1	0	1	0.0-0	0.0-0	0	0-0	0-0	0
Michigan St.	0	0	0	0.0-0	0.0-0	0	0-0	0-0	0
Illinois	0	0	0	0.0-0	0.0-0	0	0-0	0-0	0
Ohio State	0	0	0	0.0-0	0.0-0	0	0-0	0-0	0

CAREER HIGHS

- Receptions: --
- Receiving Yards: --
- Receiving TDs: --
- Long Reception: --
- Tackles: 1 vs. Kent State, Oct. 5, 2019
- Tackles for Loss: --
- Sacks: --
- Interceptions: --
- Passes Defended: --

90 CONNOR ALLEN

■ P ▪ Sr./Sr. ▪ 6-0 ▪ 171
New Berlin, Wis. (Brookfield East)

CAREER PUNTING STATISTICS

Year	GP/GS	Punts	Yds	Avg	In-20	Lg
2015	Redshirt season					
2016	14/0	0	0	0.0	0	0
2017	14/0	4	160	40.0	2	48
2018	13/0	22	824	37.5	8	50
2019	9/0	1	37	37.0	1	37
Total	50/0	27	1021	37.8	11	50

GAME-BY-GAME PUNTING

2017	P	Yds	Avg	Lg	Blk	TB	FC	50	I20
Indiana	3	122	40.7	48	0	0	1	0	1
Minnesota	1	38	38.0	38	0	0	1	0	1
2018	P	Yds	Avg	Lg	Blk	TB	FC	50	I20
Nebraska	2	87	43.5	44	0	1	0	0	1
Northwestern	4	147	36.8	39	0	0	1	0	1
Rutgers	2	62	31.0	34	0	0	2	0	2
Penn State	5	194	38.8	45	0	0	2	0	1
Purdue	6	219	36.5	50	0	0	5	1	2
Minnesota	3	115	38.3	42	0	0	0	0	1
2019	P	Yds	Avg	Lg	Blk	TB	FC	50	I20
South Florida	0	0	0.0	0	0	0	0	0	0
Central Mich.	0	0	0.0	0	0	0	0	0	0

Michigan	0	0	0.0	0	0	0	0	0	0
Northwestern	0	0	0.0	0	0	0	0	0	0
Kent State	1	37	37.0	37	0	0	1	0	1
Michigan St.	0	0	0.0	0	0	0	0	0	0
Illinois	0	0	0.0	0	0	0	0	0	0
Ohio State	0	0	0.0	0	0	0	0	0	0
Iowa	0	0	0.0	0	0	0	0	0	0

CAREER HIGHS

- Punts: 6 at Purdue, Nov. 17, 2018
- Punting Yards: 219 at Purdue, Nov. 17, 2018
- Punting Average: 43.5 vs. Nebraska, Oct. 6, 2018
- Long Punt: 50 at Purdue, Nov. 17, 2018

56 ZACK BAUN

■ OLB ▪ Sr./Sr. ▪ 6-3 ▪ 225
Brown Deer, Wis. (Brown Deer)

CAREER DEFENSIVE STATISTICS

Year	G/S	UT	AT	Tot	TFL-Yd	Sk-Yd	FF	FR	Int	PD
2015	Redshirt season									
2016	12/0	9	6	15	3.5-18	0.0-0	1	0	0	0
2017	Did not play (injury)									
2018	13/13	37	26	63	7.5-28	2.5-21	0	1	1	3
2019	9/9	33	13	46	12.0-55	7.5-45	2	0	1	1
Total	34/22	79	45	124	23.0-101	10.0-66	3	1	2	4

GAME-BY-GAME DEFENSE

2016	UT	AT	Tot	TFL-Y	Sk-Y	FF	FR	Int	PD
vs LSU	1	0	1	0.0-0	0.0-0	0	0-0	0-0	0
Akron	1	1	2	1.0-1	0.0-0	0	0-0	0-0	0
Georgia State	1	0	1	1.0-11	0.0-0	1	0-0	0-0	0
Michigan St.	2	0	2	0.0-0	0.0-0	0	0-0	0-0	0
Michigan	1	1	2	0.5-0	0.0-0	0	0-0	0-0	0
Ohio State	3	3	6	1.0-6	0.0-0	0	0-0	0-0	0
Nebraska	0	0	0	0.0-0	0.0-0	0	0-0	0-0	0
Northwestern	0	0	0	0.0-0	0.0-0	0	0-0	0-0	0
Illinois	0	0	0	0.0-0	0.0-0	0	0-0	0-0	0
Minnesota	0	0	0	0.0-0	0.0-0	0	0-0	0-0	0
vs Penn State	0	1	1	0.0-0	0.0-0	0	0-0	0-0	0
vs W. Mich.	0	0	0	0.0-0	0.0-0	0	0-0	0-0	0
2018	UT	AT	Tot	TFL-Y	Sk-Y	FF	FR	Int	PD
W. Kentucky	5	0	5	0.0-0	0.0-0	0	0-0	0-0	0
New Mexico	3	3	6	0.5-1	0.0-0	0	0-0	0-0	0
BYU	2	1	3	1.0-2	0.0-0	0	0-0	0-0	0
Iowa	1	3	4	0.0-0	0.0-0	0	0-0	0-0	0
Nebraska	3	2	5	0.5-0	0.0-0	0	0-0	0-0	0
Michigan	2	3	5	0.5-0	0.0-0	0	0-0	0-0	0
Illinois	3	1	4	1.0-9	1.0-9	0	0-0	0-0	0
Northwestern	3	1	4	0.0-0	0.0-0	0	0-0	1-7	1
Rutgers	1	2	3	0.0-0	0.0-0	0	0-0	0-0	1
Penn State	5	4	9	3.0-15	1.5-12	0	1-0	0-0	0
Purdue	4	1	5	0.0-0	0.0-0	0	0-0	0-0	0
Minnesota	4	3	7	0.0-0	0.0-0	0	0-0	0-0	1
vs Miami	1	2	3	0.0-0	0.0-0	0	0-0	0-0	0
2019	UT	AT	Tot	TFL-Y	Sk-Y	FF	FR	Int	PD
South Florida	3	0	3	1.0-8	1.0-8	1	0-0	0-0	0
Central Mich.	3	0	3	2.0-8	1.0-7	0	0-0	0-0	0
Michigan	4	3	7	2.0-10	1.0-7	1	0-0	0-0	0
Northwestern	2	5	7	1.5-3	0.0-0	0	0-0	0-0	0
Kent State	3	0	3	3.0-15	3.0-15	0	0-0	0-0	0
Michigan St.	2	1	3	1.0-3	0.0-0	0	0-0	1-34	1
Illinois	2	2	4	0.5-3	0.5-3	0	0-0	0-0	0
Ohio State	8	2	10	1.0-5	1.0-5	0	0-0	0-0	0
Iowa	6	0	6	0.0-0	0.0-0	0	0-0	0-0	0

CAREER HIGHS

- Tackles: 10 at Ohio State, Oct. 26, 2019
- Tackles for Loss: 3.0 (2x) MR vs. Kent State, Oct. 5, 2019
- Sacks: 3.0 vs. Kent State, Oct. 5, 2019
- Interceptions: 1 (2x) MR vs. Michigan St., Oct. 12, 2019
- Passes Defended: 1 (4x) MR vs. Michigan St., Oct. 12, 2019

49 CHRISTIAN BELL

■ OLB ▪ Sr./Jr. ▪ 6-4 ▪ 245
Birmingham, Ala. (Hoover/Alabama)

CAREER DEFENSIVE STATISTICS

Year	G/S	UT	AT	Tot	TFL-Yd	Sk-Yd	FF	FR	Int	PD
2016	Redshirt season									
2017	8/0	2	0	2	1.0-14	1.0-14	1	0	0	0
2018	9/0	1	1	2	0.0-0	0.0-0	0	0	0	1
2019	3/0	0	0	0	0.0-0	0.0-0	0	0	0	0
Total	20/0	3	1	4	1.0-14	1.0-14	1	0	0	1

GAME-BY-GAME DEFENSE

2017	UT	AT	Tot	TFL-Y	Sk-Y	FF	FR	Int	PD
Utah State	1	0	1	0.0-0	0.0-0	0	0-0	0-0	0
BYU	1	0	1	1.0-14	1.0-14	1	0-0	0-0	0
Maryland	0	0	0	0.0-0	0.0-0	0	0-0	0-0	0
Illinois	0	0	0	0.0-0	0.0-0	0	0-0	0-0	0
Indiana	0	0	0	0.0-0	0.0-0	0	0-0	0-0	0
Michigan	0	0	0	0.0-0	0.0-0	0	0-0	0-0	0
Minnesota	0	0	0	0.0-0	0.0-0	0	0-0	0-0	0
Miami	0	0	0	0.0-0	0.0-0	0	0-0	0-0	0
2018	UT	AT	Tot	TFL-Y	Sk-Y	FF	FR	Int	PD
W. Kentucky	0	0	0	0.0-0	0.0-0	0	0-0	0-0	0
New Mexico	0	0	0	0.0-0	0.0-0	0	0-0	0-0	

86 LUKE BENZSCHAWEL

■ TE ■ Sr./Jr. ■ 6-6 ■ 269
Grafton, Wis. (Grafton)

CAREER RECEIVING STATISTICS

Year	GP/GS	Rec	Yds	TD	Y/C	LG
2016		Redshirt season				
2017	5/0	0	0	0	0.0	0
2018	10/4	0	0	0	0.0	0
2019		Out for season (injury)				
Total	15/4	0	0	0	0.0	0

GAME-BY-GAME RUSHING/RECEIVING

2017	Rushing				Receiving			
	Att	Yds	TD	Lg	Rec	Yds	TD	Lg
Utah State	0	0	0	0	0	0	0	0
Fla. Atlantic	0	0	0	0	0	0	0	0
BYU	0	0	0	0	0	0	0	0
Nebraska	0	0	0	0	0	0	0	0
Miami	0	0	0	0	0	0	0	0

2018	Rushing				Receiving			
	Att	Yds	TD	Lg	Rec	Yds	TD	Lg
W. Kentucky	0	0	0	0	0	0	0	0
Nebraska	0	0	0	0	0	0	0	0
Michigan	0	0	0	0	0	0	0	0
Illinois	0	0	0	0	0	0	0	0
Northwestern	0	0	0	0	0	0	0	0
Rutgers	0	0	0	0	0	0	0	0
Penn State	0	0	0	0	0	0	0	0
Purdue	0	0	0	0	0	0	0	0
Minnesota	0	0	0	0	0	0	0	0
vs Miami	0	0	0	0	0	0	0	0

26 TRAVIAN BLAYLOCK

■ CB ■ So./Fr. ■ 5-11 ■ 191
Humble, Texas (Atascocita)

CAREER DEFENSIVE STATISTICS

Year	G/S	UT	AT	Tot	TFL-Yd	Sk-Yd	FF	FR	INT	PD	
2018	4/0	0	0	0	0.0-0	0.0-0	0	1	0	0	
2019		Has not played (injury)									
Total	4/0	0	0	0	0.0-0	0.0-0	0	1	0	0	

GAME-BY-GAME DEFENSE

2018	UT	AT	Tot	TFL-Y	Sk-Y	FF	FR	INT	PD
W. Kentucky	0	0	0	0.0-0	0.0-0	0	0-0	0-0	0
New Mexico	0	0	0	0.0-0	0.0-0	0	0-0	0-0	0
BYU	0	0	0	0.0-0	0.0-0	0	0-0	0-0	0
Iowa	0	0	0	0.0-0	0.0-0	0	1-0	0-0	0

CAREER HIGHS

- Tackles: --
- Tackles for Loss: --
- Passes Defended: --

41 NOAH BURKS

■ OLB ■ Sr./Jr. ■ 6-2 ■ 235
Carmel, Ind. (Carmel)

CAREER DEFENSIVE STATISTICS

Year	G/S	UT	AT	Tot	TFL-Yd	Sk-Yd	FF	FR	INT	PD	
2016		Redshirt season									
2017	8/0	3	1	4	0.0-0	0.0-0	0	0	0	0	
2018	13/0	2	2	4	0.0-0	0.0-0	1	0	0	0	
2019	9/8	15	9	24	5.5-24	1.5-10	0	0	1	3	
Total	30/8	20	12	232	5.5-24	1.5-10	1	0	1	3	

GAME-BY-GAME DEFENSE

2017	UT	AT	Tot	TFL-Y	Sk-Y	FF	FR	INT	PD
Utah State	2	0	2	0.0-0	0.0-0	0	0-0	0-0	0
Fla. Atlantic	0	0	0	0.0-0	0.0-0	0	0-0	0-0	0
Maryland	1	0	1	0.0-0	0.0-0	0	0-0	0-0	0
Illinois	0	0	0	0.0-0	0.0-0	0	0-0	0-0	0
Indiana	0	1	1	0.0-0	0.0-0	0	0-0	0-0	0
Iowa	0	0	0	0.0-0	0.0-0	0	0-0	0-0	0
Michigan	0	0	0	0.0-0	0.0-0	0	0-0	0-0	0
Minnesota	0	0	0	0.0-0	0.0-0	0	0-0	0-0	0
vs Ohio State	0	0	0	0.0-0	0.0-0	0	0-0	0-0	0

2018	UT	AT	Tot	TFL-Y	Sk-Y	FF	FR	INT	PD
W. Kentucky	0	0	0	0.0-0	0.0-0	0	0-0	0-0	0
New Mexico	0	0	0	0.0-0	0.0-0	0	0-0	0-0	0
BYU	0	0	0	0.0-0	0.0-0	0	0-0	0-0	0

Iowa	0	0	0	0.0-0	0.0-0	0	0-0	0-0	0
Nebraska	0	0	0	0.0-0	0.0-0	0	0-0	0-0	0
Michigan	0	0	0	0.0-0	0.0-0	0	0-0	0-0	0
Illinois	1	0	1	0.0-0	0.0-0	0	0-0	0-0	0
Northwestern	0	0	0	0.0-0	0.0-0	0	0-0	0-0	0
Rutgers	0	2	2	0.0-0	0.0-0	0	0-0	0-0	0
Penn State	1	0	1	0.0-0	0.0-0	1	0-0	0-0	0
Purdue	0	0	0	0.0-0	0.0-0	0	0-0	0-0	0
Minnesota	0	0	0	0.0-0	0.0-0	0	0-0	0-0	0
vs Miami	0	0	0	0.0-0	0.0-0	0	0-0	0-0	0

2019	UT	AT	Tot	TFL-Y	Sk-Y	FF	FR	INT	PD
South Florida	0	0	0	0.0-0	0.0-0	0	0-0	0-0	0
Central Mich.	2	0	2	1.0-6	0.0-0	0	0-0	0-0	1
Michigan	1	1	2	0.5-1	0.0-0	0	0-0	0-0	0
Northwestern	2	2	5	1.0-2	0.0-0	0	0-0	1-68	1
Kent State	1	0	1	0.0-0	0.0-0	0	0-0	0-0	0
Michigan St.	2	0	2	0.0-0	0.0-0	0	0-0	0-0	0
Illinois	0	2	2	0.5-3	0.0-0	0	0-0	0-0	0
Ohio State	4	4	8	2.5-12	1.5-10	0	0-0	0-0	0
Iowa	3	0	3	0.0-0	0.0-0	0	0-0	0-0	1

CAREER HIGHS

- Tackles: 8 at Ohio State, Oct. 26, 2019
- Tackles for Loss: 2.5 at Ohio State, Oct. 26, 2019
- Sacks: 1.5 at Ohio State, Oct. 26, 2019
- Interceptions: 1 vs. Northwestern, Sept. 28, 2019
- Passes Defended: 1 (3x) MR vs. Iowa, Nov. 9 2019

25 ERIC BURRELL

■ S ■ Sr./Jr. ■ 6-0 ■ 191
Seyern, Md. (McDonogh School)

CAREER DEFENSIVE STATISTICS

Year	G/S	UT	AT	Tot	TFL-Yd	Sk-Yd	FF	FR	INT	PD
2017	14/0	4	2	6	0.0-0	0.0-0	0	0	0	1
2018	13/6	24	18	42	0.0-0	0.0-0	2	0	1	3
2019	9/8	19	10	29	1.5-18	1.0-16	1	2	2	4
Total	36/14	47	30	77	1.5-18	1.0-16	3	2	3	8

GAME-BY-GAME DEFENSE

2017	UT	AT	Tot	TFL-Y	Sk-Y	FF	FR	INT	PD
Utah State	1	1	2	0.0-0	0.0-0	0	0-0	0-0	0
Fla. Atlantic	0	0	0	0.0-0	0.0-0	0	0-0	0-0	0
BYU	0	0	0	0.0-0	0.0-0	0	0-0	0-0	0
N'western	0	0	0	0.0-0	0.0-0	0	0-0	0-0	0
Nebraska	0	0	0	0.0-0	0.0-0	0	0-0	0-0	0
Purdue	0	0	0	0.0-0	0.0-0	0	0-0	0-0	0
Maryland	0	0	0	0.0-0	0.0-0	0	0-0	0-0	0
Illinois	0	0	0	0.0-0	0.0-0	0	0-0	0-0	0
Indiana	1	0	1	0.0-0	0.0-0	0	0-0	0-0	0
Iowa	1	0	1	0.0-0	0.0-0	0	0-0	0-0	1
Michigan	0	0	0	0.0-0	0.0-0	0	0-0	0-0	0
Minnesota	1	1	2	0.0-0	0.0-0	0	0-0	0-0	0
vs Ohio State	0	0	0	0.0-0	0.0-0	0	0-0	0-0	0
Miami	0	0	0	0.0-0	0.0-0	0	0-0	0-0	0

2018	UT	AT	Tot	TFL-Y	Sk-Y	FF	FR	INT	PD
W. Kentucky	1	0	1	0.0-0	0.0-0	1	0-0	0-0	0
New Mexico	0	2	2	0.0-0	0.0-0	0	0-0	0-0	0
BYU	0	0	0	0.0-0	0.0-0	0	0-0	0-0	0
Iowa	2	1	3	0.0-0	0.0-0	0	0-0	0-0	0
Nebraska	2	0	2	0.0-0	0.0-0	0	0-0	0-0	1
Michigan	6	5	11	0.0-0	0.0-0	0	0-0	0-0	0
Illinois	4	1	5	0.0-0	0.0-0	1	0-0	0-0	0
Northwestern	3	3	6	0.0-0	0.0-0	0	0-0	0-0	0
Rutgers	2	3	5	0.0-0	0.0-0	0	0-0	0-0	0
Penn State	1	0	1	0.0-0	0.0-0	0	0-0	0-0	0
Purdue	3	0	3	0.0-0	0.0-0	0	0-0	0-0	0
vs Miami	0	1	1	0.0-0	0.0-0	0	0-0	1-30	2

2019	UT	AT	Tot	TFL-Y	Sk-Y	FF	FR	INT	PD
South Florida	0	0	0	0.0-0	0.0-0	0	0-0	1-16	1
Central Mich.	2	0	2	0.0-0	0.0-0	0	0-0	0-0	0
Michigan	2	0	2	0.0-0	0.0-0	0	1-0	1-(3)	1
Northwestern	3	1	4	1.0-16	1.0-16	1	0-0	0-0	1
Kent State	1	1	2	0.0-0	0.0-0	0	0-0	0-0	0
Michigan St.	1	0	1	0.0-0	0.0-0	0	0-0	0-0	1
Illinois	3	3	6	0.5-2	0.0-0	0	1-9	0-0	0
Ohio State	6	5	11	0.0-0	0.0-0	0	0-0	0-0	0
Iowa	0	0	0	0.0-0	0.0-0	0	0-0	0-0	0

CAREER HIGHS

- Tackles: 11 (2x) MR at Ohio State, Oct. 26, 2019
- Tackles for Loss: 1.0 vs. Northwestern, Sept. 28, 2019
- Sacks: 1.0 vs. Northwestern, Sept. 28, 2019
- Interceptions: 1 (3x) MR vs. Michigan, Sept. 21, 2019

- Passes Defended: 2 vs. Miami, Dec. 27, 2018

17 DONTE BURTON

■ CB

2019	Rushing				Receiving			
	Att	Yds	TD	Lg	Rec	Yds	TD	Lg
South Florida	0	0	0	0	3	39	0	17
Central Mich.	0	0	0	0	6	130	2	46
Michigan	0	0	0	0	2	36	0	26
Northwestern	0	0	0	0	3	30	0	19
Kent State	0	0	0	0	3	28	0	13
Michigan St.	0	0	0	0	2	28	1	19
Illinois	0	0	0	0	5	62	0	28
Ohio State	0	0	0	0	3	57	0	35
Iowa	0	0	0	0	5	94	1	52

CAREER HIGHS

- Rush Attempts: 2 (3x) MR at Illinois, Oct. 28, 2017
- Rush Yards: 34 vs. W. Michigan, Jan. 2, 2017
- Rush TDs: --
- Long Rush: 20 vs. W. Michigan, Jan. 2, 2017
- Receptions: 6 vs. Central Michigan, Sept. 7, 2019
- Receiving Yards: 130 vs. Central Michigan, Sept. 7, 2019
- Receiving TDs: 2 (2x) MR vs. Central Michigan, Sept. 7, 2019
- Long Reception: 61 vs. Northwestern, Sept. 30, 2017

44 JOHN CHENAL

■ FB • So./So. • 6-2 • 252
Grantsburg, Wis. (Grantsburg)

CAREER RUSHING STATISTICS

Year	GP/GS	Att	Yds	TD	Y/C	LG
2018	8/0	0	0	0	0.0	0
2019	9/3	17	62	1	3.6	11
Total	17/3	17	62	1	3.6	11

CAREER RECEIVING STATISTICS

Year	GP/GS	Rec	Yds	TD	Y/C	LG
2018	8/0	0	0	0	0.0	0
2019	9/3	3	15	0	5.0	12
Total	17/3	3	15	0	5.0	12

CAREER DEFENSIVE STATISTICS

Year	G/S	UT	AT	Tot	TFL-Yd	Sk-Yd	FF	FR	INT	PD
2018	8/0	0	1	1	0.0-0	0.0-0	0	0	0	0
2019	9/3	1	0	1	0.0-0	0.0-0	1	0	0	0
Total	17/3	1	2	2	0.0-0	0.0-0	1	0	0	0

GAME-BY-GAME RUSHING/RECEIVING

2019	Rushing				Receiving			
	Att	Yds	TD	Lg	Rec	Yds	TD	Lg
South Florida	1	2	0	2	1	12	0	12
Central Mich.	3	11	0	5	1	2	0	2
Michigan	2	5	1	3	0	0	0	0
Northwestern	0	0	0	0	0	0	0	0
Kent State	4	24	0	11	0	0	0	0
Michigan St.	4	17	0	9	1	1	0	1
Illinois	3	3	0	3	0	0	0	0
Ohio State	0	0	0	0	0	0	0	0
Iowa	0	0	0	0	0	0	0	0

GAME-BY-GAME DEFENSE

2018	UT	AT	Tot	TFL-Y	Sk-Y	FF	FR	INT	PD
Michigan	0	0	0	0.0-0	0.0-0	0	0-0	0-0	0
Illinois	0	0	0	0.0-0	0.0-0	0	0-0	0-0	0
Northwestern	0	0	0	0.0-0	0.0-0	0	0-0	0-0	0
Rutgers	0	0	0	0.0-0	0.0-0	0	0-0	0-0	0
Penn State	0	0	0	0.0-0	0.0-0	0	0-0	0-0	0
Purdue	0	0	0	0.0-0	0.0-0	0	0-0	0-0	0
Minnesota	0	0	0	0.0-0	0.0-0	0	0-0	0-0	0
vs Miami	0	1	1	0.0-0	0.0-0	0	0-0	0-0	0
2019	UT	AT	Tot	TFL-Y	Sk-Y	FF	FR	INT	PD
South Florida	1	0	1	0.0-0	0.0-0	1	0-0	0-0	0
Central Mich.	0	0	0	0.0-0	0.0-0	0	0-0	0-0	0
Michigan	0	0	0	0.0-0	0.0-0	0	0-0	0-0	0
Northwestern	0	0	0	0.0-0	0.0-0	0	0-0	0-0	0
Kent State	0	0	0	0.0-0	0.0-0	0	0-0	0-0	0
Michigan St.	0	0	0	0.0-0	0.0-0	0	0-0	0-0	0
Illinois	0	0	0	0.0-0	0.0-0	0	0-0	0-0	0
Ohio State	0	0	0	0.0-0	0.0-0	0	0-0	0-0	0
Iowa	0	0	0	0.0-0	0.0-0	0	0-0	0-0	0

CAREER HIGHS

- Rush Attempts: 4 (2x) MR vs. Michigan St., Oct. 12, 2019
- Rush Yards: 24 vs. Kent State, Oct. 5, 2019
- Rush TDs: 1 vs. Michigan, Sept. 21, 2019
- Long Rush: 11 vs. Kent State, Oct. 5, 2019
- Receptions: 1 (3x) MR vs. Michigan St., Oct. 12, 2019
- Receiving Yards: 12 at South Florida, Aug. 30, 2019

- Receiving TDs: --
- Long Reception: 12 at South Florida, Aug. 30, 2019
- Tackles: 1 (2x) MR at South Florida, Aug. 30, 2019

45 LEO CHENAL

■ ILB • Fr./Fr. • 6-2 • 250
Grantsburg, Wis. (Grantsburg)

CAREER DEFENSIVE STATISTICS

Year	G/S	UT	AT	Tot	TFL-Yd	Sk-Yd	FF	FR	INT	PD
2019	6/0	12	2	14	2.0-4	1.0-3	0	1	0	0
Total	6/0	12	2	14	2.0-4	1.0-3	0	1	0	0

GAME-BY-GAME DEFENSE

2019	UT	AT	Tot	TFL-Y	Sk-Y	FF	FR	INT	PD
South Florida	3	2	5	0.0-0	0.0-0	0	0-0	0-0	0
Central Mich.	4	0	4	0.0-0	0.0-0	0	0-0	0-0	0
Michigan	0	0	0	0.0-0	0.0-0	0	0-0	0-0	0
Kent State	3	0	3	1.0-3	1.0-3	0	1-14	0-0	0
Ohio State	1	0	1	0.0-0	0.0-0	0	0-0	0-0	0
Iowa	1	0	1	1.0-1	0.0-0	0	0-0	0-0	0

CAREER HIGHS

- Tackles: 5 at South Florida, Aug. 30, 2019
- Tackles for Loss: 1.0 (2x) MR vs. Iowa, Nov. 9, 2019
- Sacks: 1.0 vs. Kent State, Oct. 5, 2019
- Interceptions: --
- Passes Defended: --

17 JACK COAN

■ QB • Jr./Jr. • 6-3 • 216
Sayville, N.Y. (Sayville)

CAREER PASSING STATISTICS

Year	G/S	C	A	Int	Yds	TD	Pct	Lg	Effic
2017	6/0	5	5	0	36	0	1.00	11	160.5
2018	5/4	56	93	3	515	5	60.2	35	118.0
2019	9/9	153	209	3	1664	12	73.2	52	156.2
Total	20/13	214	307	6	2215	17	69.7	52	144.7

CAREER RUSHING STATISTICS

Year	GP/GS	Att	Yds	TD	Y/C	LG
2017	6/0	0	0	0	0.0	0
2018	5/4	20	-33	1	-1.7	9
2019	9/9	39	-24	2	-0.6	25
Total	20/13	59	-57	3	-1.0	25

GAME-BY-GAME PASSING

2017	Start	Att	Cmp	Int	Pct	Yards	TD	Effic
Utah State	0	0	0	0	.000	0	0	0.0
Florida Atlantic	1	1	0	1.00	6	0	150.4	
BYU	0	0	0	.000	0	0	0.0	
Nebraska	0	0	0	.000	0	0	0.0	
Indiana	2	2	0	1.000	12	0	150.4	
Minnesota	2	2	0	1.000	18	0	175.6	
2018	Start	Att	Cmp	Int	Pct	Yards	TD	Effic
Northwestern	* 31	20	0	.645	158	1	118.0	
Rutgers	* 7	5	0	.714	64	1	194.5	
Penn State	* 20	9	2	.450	60	0	50.2	
Purdue	* 24	16	0	.666	160	2	150.2	
Miami	* 11	6	1	.545	73	1	122.1	
2019	Start	Att	Cmp	Int	Pct	Yards	TD	Effic
South Florida	* 26	19	0	.731	201	2	163.4	
Central Mich.	* 33	26	0	.788	363	3	201.2	
Michigan	* 16	13	0	.813	128	0	148.5	
Northwestern	* 24	15	1	.625	113	0	93.7	
Kent State	* 15	12	0	.800	134	2	199.0	
Michigan St.	* 21	18	0	.857	180	1	173.4	
Illinois	* 32	24	1	.750	264	1	148.4	
Ohio State	* 17	10	0	.588	108	1	131.6	
Iowa	* 25	16	1	.640	173	2	140.5	

GAME-BY-GAME RUSHING/RECEIVING

2017	Rushing				Receiving			
	Att	Yds	TD	Lg	Rec	Yds	TD	Lg
Utah State	0	0	0	0	0	0	0	0
Florida Atlantic	0	0	0	0	0	0	0	0
BYU	0	0	0	0	0	0	0	0
Nebraska	0	0	0	0	0	0	0	0
Indiana	0	0	0	0	0	0	0	0
Minnesota	0	0	0	0	0	0	0	0

2018	Rushing				Receiving			
	Att	Yds	TD	Lg	Rec	Yds	TD	Lg
Northwestern	3	5	0	5	1	-4	0	-4
Rutgers	1	-4	0	-4	0	0	0	0
Penn State	7	-43	0	3	0	0	0	0
Purdue	2	-1	0	8	0	0	0	0
Miami	7	10	1	9	0	0	0	0

2019	Rushing				Receiving			
	Att	Yds	TD	Lg	Rec	Yds	TD	Lg
South Florida	7	-14	0	4	0	0	0	0
Central Mich.	2	0	0	6	0	0	0	0
Michigan	7	12	2	25	0	0	0	0
Northwestern	3	2	0	5	0	0	0	0
Kent State	1	7	0	7	0	0	0	0
Michigan St.	2	-15	0	0	0	0	0	0
Illinois	3	-10	0	2	0	0	0	0
Ohio State	9	-6	0	12	0	0	0	0
Iowa	5	0	0	2	0	0	0	0

CAREER HIGHS

- Completions: 26 vs. Central Michigan, Sept. 7, 2019
- Attempts: 33 vs. Central Michigan, Sept. 7, 2019
- Yards: 363 vs. Central Michigan, Sept. 7, 2019
- Touchdowns: 3 vs. Central Michigan, Sept. 7, 2019
- Interceptions: 2 at Penn State, Nov. 10, 2018
- Long Pass: 52 vs. Iowa, Nov. 9, 2019
- Rush TDs: 2 vs. Michigan, Sept. 21, 2019
- Long Rush: 25 vs. Michigan, Sept. 21, 2019

1 ARON CRUICKSHANK

■ WR ■ So./So. ■ 5-9 ■ 161
Brooklyn, N.Y. (Erasmus Hall)

CAREER RUSHING STATISTICS

Year	GP/GS	Att	Yds	TD	Y/C	LG
2018	13/0	6	51	1	8.5	23
2019	9/0	6	62	0	10.3	27
Total	22/0	12	113	1	9.4	27

CAREER RECEIVING STATISTICS

Year	GP/GS	Rec	Yds	TD	Y/C	LG
2018	13/0	1	11	0	11.0	11
2019	9/0	3	29	0	9.7	19
Total	22/0	4	40	0	10.0	19

CAREER KICK RETURN STATISTICS

Year	GP/GS	Ret	Yds	TD	Avg	LG
2018	13/0	26	533	0	20.5	34
2019	9/0	12	293	0	24.4	44
Total	22/0	38	826	0	21.7	44

CAREER PUNT RETURN STATISTICS

Year	GP/GS	Ret	Yds	TD	Avg	LG
2018	13/0	0	0	0	0.0	0
2019	9/0	2	14	0	7.0	13
Total	22/0	2	14	0	7.0	13

GAME-BY-GAME RUSHING/RECEIVING

2018	Rushing				Receiving			
	Att	Yds	TD	Lg	Rec	Yds	TD	Lg
W. Kentucky	0	0	0	0	0	0	0	0
New Mexico	1	11	0	11	0	0	0	0
BYU	0	0	0	0	0	0	0	0
Iowa	0	0	0	0	0	0	0	0
Nebraska	1	1	0	1	0	0	0	0
Michigan	0	0	0	0	0	0	0	0
Illinois	1	23	1	23	0	0	0	0
Northwestern	0	0	0	0	0	0	0	0
Rutgers	1	3	0	3	0	0	0	0
Penn State	0	0	0	0	0	0	0	0
Purdue	0	0	0	0	0	0	0	0
Minnesota	1	-1	0	0	1	11	0	11
Miami	1	14	0	14	0	0	0	0

2019	Rushing				Receiving			
	Att	Yds	TD	Lg	Rec	Yds	TD	Lg
South Florida	0	0	0	0	0	0	0	0
Central Mich.	0	0	0	0	1	19	0	19
Michigan	0	0	0	0	0	0	0	0
Northwestern	0	0	0	0	0	0	0	0
Kent State	2	6	0	5	2	10	0	5
Michigan St.	2	28	0	23	0	0	0	0
Illinois	0	0	0	0	0	0	0	0
Ohio State	2	28	0	27	0	0	0	0
Iowa	0	0	0	0	0	0	0	0

GAME-BY-GAME KICK RETURNS

2018	Ret	Yds	TD	Avg	Lg
	W. Kentucky	1	30	0	30.0
New Mexico	2	32	0	16.0	16
BYU	4	84	0	21.0	24
Iowa	2	42	0	21.0	22
Nebraska	3	90	0	30.0	34
Michigan	3	47	0	15.6	20
Illinois	1	14	0	14.0	14
Northwestern	3	43	0	14.3	17
Rutgers	1	17	0	17.0	17
Penn State	3	69	0	23.0	29
Purdue	1	24	0	24.0	24
Minnesota	2	41	0	20.5	24

2019	Ret	Yds	TD	Avg	Lg
	South Florida	1	23	0	23.0
Central Mich.	0	0	0	0.0	0
Michigan	1	11	0	11.0	11
Northwestern	2	69	0	34.5	44
Kent State	0	0	0	0.0	0
Michigan St.	1	38	0	38.0	38
Illinois	0	0	0	0.0	0
Ohio State	4	83	0	20.8	28
Iowa	3	69	0	23.0	26

GAME-BY-GAME PUNT RETURNS

2019	Ret	Yds	TD	Avg	Lg
Central Mich.	2	14	0	7.0	13

CAREER HIGHS

- Rush Attempts: 2 (3x) MR at Ohio State, Oct. 26, 2019
- Rush Yards: 28 (2x) MR at Ohio State, Oct. 26, 2019
- Rush TDs: 1 vs. Illinois, Oct. 20, 2018
- Long Rush: 27 at Ohio State, Oct. 26, 2019
- Receptions: 1 (2x) MR vs. Central Michigan, Sept. 7, 2019
- Receiving Yards: 19 vs. Central Michigan, Sept. 7, 2019
- Receiving TDs: --
- Long Reception: 19 vs. Central Michigan, Sept. 7, 2019
- Kick Returns: 4 (2x) MR at Ohio State, Oct. 26, 2019
- Kick Return Yds: 90 vs. Nebraska, Oct. 6, 2018
- Long Kick Ret.: 38 vs. Michigan St., Oct. 12, 2019
- Punt Returns: 2 vs. Central Michigan, Sept. 7, 2019
- Punt Return Yds: 14 vs. Central Michigan, Sept. 7, 2019
- Long Punt Ret.: 13 vs. Central Michigan, Sept. 7, 2019

47 CLAY CUNDIFF

■ TE ■ Fr./Fr. ■ 6-3 ■ 251
Wichita, Kan. (Bishop Carroll)

CAREER RUSHING STATISTICS

Year	GP/GS	Att	Yds	TD	Y/C	LG
2019	1/0	0	0	0	0/0	0
Total	1/0	0	0	0	0.0	0

CAREER RECEIVING STATISTICS

Year	GP/GS	Rec	Yds	TD	Y/C	LG
2019	1/0	0	0	0	0.0	0
Total	1/0	0	0	0	0.0	0

GAME-BY-GAME RUSHING/RECEIVING

2019	Rushing				Receiving			
	Att	Yds	TD	Lg	Rec	Yds	TD	Lg
Central Mich.	0	0	0	0	0	0	0	0

CAREER HIGHS

- Receptions: --
- Receiving Yards: --
- Receiving TDs: --
- Long Reception: --

10 SETH CURENS

■ TE ■ Sr./Jr. ■ 6-3 ■ 209
Pickerington, Ohio (Central)

CAREER DEFENSIVE STATISTICS

Year	G/S	UT	AT	Tot	TFL-Yd	Sk-Yd	FF	FR	INT	PD
2017	14/0	0	1	1	0.0-0	0.0-0	0	0	0	0
2018	13/0	1	1	2	0.0-0	0.0-0	0	0	0	0
2019	6/0	0	0	0	0.0-0	0.0-0	0	0	0	0
Total	33/0	1	2	3	0.0-0	0.0-0	0	0	0	0

GAME-BY-GAME DEFENSE

2017	UT	AT	Tot	TFL-Y	Sk-Y	FF	FR	INT	PD
Utah State	0	0	0	0.0-0	0.0-0	0	0	0	0
Fla. Atlantic	0	1	1	0.0-0	0.0-0	0	0	0	0
BYU	0	0	0	0.0-0	0.0-0	0	0	0	0
N'western	0	0	0	0.0-0	0.0-0	0	0	0	0
Nebraska	0	0	0	0.0-0	0.0-0	0	0	0	0
Purdue	0	0	0	0.0-0	0.0-0	0	0	0	0
Maryland	0	0	0	0.0-0	0.0-0	0	0	0	0
Illinois	0	0	0	0.0-0	0.0-0	0	0	0	0
Indiana	0	0	0	0.0-0	0.0-0	0	0	0	0
Iowa	0	0	0	0.0-0	0.0-0	0	0	0	0
Michigan	0	0	0	0.0-0	0.0-0	0	0	0	0
Minnesota	0	0	0	0.0-0	0.0-0	0	0	0	0
vs Ohio State	0	0	0	0.0-0	0.0-0	0	0	0	0
Miami	0	0	0	0.0-0	0.0-0	0	0	0	0

2018	UT	AT	Tot	TFL-Y	Sk-Y	FF	FR	INT	PD
W. Kentucky	1	0	1	0.0-0	0.0-0	0	0	0	0
New Mexico	0	1	1	0.0-0	0.0-0	0	0	0	0
BYU	0	0	0	0.0-0	0.0-0	0	0	0	0
Iowa	0	0	0	0.0-0	0.0-0	0	0	0	0
Nebraska	0	0	0	0.0-0	0.0-0	0	0	0	0
Michigan	0	0	0	0.0-0	0.0-0	0	0	0	0
Illinois	0	0	0	0.0-0	0.0-0	0	0	0	0
Northwestern	0	0	0	0.0-0	0.0-0	0	0	0	0
Rutgers	0	0	0	0.0-0	0.0-0	0	0	0	0
Penn State	0	0	0	0.0-0	0.0-0	0	0	0	0
Purdue	0	0	0	0.0-0	0.0-0	0	0	0	0
Minnesota	0	0	0	0.0-0	0.0-0	0	0	0	0
vs Miami	0	0	0	0.0-0	0.0-0	0	0	0	0

2019	UT	AT	Tot	TFL-Y	Sk-Y	FF	FR	INT	PD
Northwestern	0	0	0	0.0-0	0.0-0	0	0	0	0
Kent State	0	0	0	0.0-0	0.0-0	0	0	0	0
Michigan St.	0	0	0	0.0-0	0.0-0	0	0	0	0
Illinois	0	0	0	0.0-0	0.0-0	0	0	0	0
Ohio State	0	0	0	0.0-0	0.0-0	0	0	0	0
Iowa	0	0	0	0.0-0	0.0-0	0	0	0	0

CAREER HIGHS

- Tackles: 1 (3x) MR vs. New Mexico, Sept. 8, 2018
- Tackles for Loss: --
- Sacks: --
- Interceptions: --
- Passes Defended: --

6 DANNY DAVIS

■ WR ■ Jr./Jr. ■ 6-0 ■ 204
Springfield, Ohio (Springfield)

CAREER RUSHING STATISTICS

Year	GP/GS	Att	Yds	TD	Y/C	LG
2017	12/3	3	9	0	3.0	5
2018	11/6	4	56	0	14.0	37
2019	9/2	3	38	1	12.7	17
Total	32/11	10	103	1	10.3	37

CAREER RECEIVING STATISTICS

Year	GP/GS	Rec	Yds	TD	Y/C	LG
2017	12/3	26	418	5	16.1	50
2018	11/6	40	418	5	10.4	29
2019	9/2	25	195	1	7.8	14
Total	32/11	91	1031	11	11.3	50

CAREER PUNT RETURN STATISTICS

Year	GP/GS	Ret	Yds	TD	Avg	LG
2017	12/3	0	0	0	0.0	0
2018	11/6	1	1	0	1.0	1
2019	9/2	4	37	0	9.2	21
Total	32/11	5	38	0	7.6	21

GAME-BY-GAME RUSHING/RECEIVING

2017	Rushing				Receiving			
	Att	Yds	TD	Lg	Rec	Yds	TD	Lg
Utah State	0	0	0	0	0	0	0	0
Fla. Atlantic	1	1	0	1	1	35	0	35
BYU	0	0	0	0	2	67	0	50
Northwestern	0	0	0	0	3	50	1	32
Nebraska	0	0	0	0	0	0	0	0
Purdue	1	3	0	3	1	8	0	8
Indiana	0	0	0					

GAME-BY-GAME PUNT RETURNS

2018	Ret	Yds	TD	Avg	Lg
BYU	1	1	0	1.0	1
2019	Ret	Yds	TD	Avg	Lg
Michigan St.	2	4	0	2.0	2
Illinois	2	33	0	16.5	21

CAREER HIGHS

- Rush Attempts: 1 (10x) MR vs. Iowa, Nov. 9 2019
- Rush Yards: 37 at Michigan, Oct. 13, 2018
- Rush TDs: 1 vs. Iowa, Nov. 9 2019
- Long Rush: 37 at Michigan, Oct. 13, 2018
- Receptions: 10 vs. Minnesota, Nov. 24, 2018
- Receiving Yards: 93 vs. Minnesota, Nov. 24, 2018
- Receiving TDs: 3 at Miami, Dec. 30, 2017
- Long Reception: 50 at BYU, Sept. 16, 2017
- Punt Returns: 2 (2x) MR vs. Illinois, Oct. 19, 2019
- Punt Return Yds: 33 vs. Illinois, Oct. 19, 2019
- Long Punt Ret.: 21 vs. Illinois, Oct. 19, 2019

94 BOYD DIETZEN

- DE • So./Fr. • 6-3 • 264
Combined Locks, Wis. (Kimberly)

CAREER DEFENSIVE STATISTICS

Year	G/S	UT	AT	Tot	TFL-Yd	Sk-Yd	FF	FR	Int	PD
2018	Redshirt season									
2019	9/0	0	0	0	0.0-0	0.0-0	0	0	0	0
Total	9/0	0	0	0	0.0-0	0.0-0	0	0	0	0

GAME-BY-GAME DEFENSE

2019	UT	AT	Tot	TFL-Y	Sk-Y	FF	FR	Int	PD
South Florida	0	0	0	0.0-0	0.0-0	0	0-0	0-0	0
Central Mich.	0	0	0	0.0-0	0.0-0	0	0-0	0-0	0
Michigan	0	0	0	0.0-0	0.0-0	0	0-0	0-0	0
Northwestern	0	0	0	0.0-0	0.0-0	0	0-0	0-0	0
Kent State	0	0	0	0.0-0	0.0-0	0	0-0	0-0	0
Michigan St.	0	0	0	0.0-0	0.0-0	0	0-0	0-0	0
Illinois	0	0	0	0.0-0	0.0-0	0	0-0	0-0	0
Ohio State	0	0	0	0.0-0	0.0-0	0	0-0	0-0	0
Iowa	0	0	0	0.0-0	0.0-0	0	0-0	0-0	0

CAREER HIGHS

- Tackles: --
- Tackles for Loss: --
- Sacks: --
- Interceptions: --
- Passes Defended: --

16 JACK DUNN

- WR • Sr./Jr. • 5-7 • 172
Madison, Wis. (Edgewood)

CAREER RUSHING STATISTICS

Year	GP/GS	Att	Yds	TD	Y/C	LG
2016	Redshirt season					
2017	8/0	0	0	0	0.0	0
2018	13/0	0	0	0	0.0	0
2019	9/0	1	3	1	3.0	3
Total	30/0	1	3	1	3.0	3

CAREER RECEIVING STATISTICS

Year	GP/GS	Rec	Yds	TD	Y/C	LG
2016	Redshirt season					
2017	8/0	0	0	0	0.0	0
2018	13/0	1	20	0	20.0	20
2019	9/0	4	23	0	5.8	8
Total	30/0	5	43	0	8.6	20

CAREER PUNT RETURN STATISTICS

Year	GP/GS	Ret	Yds	TD	Avg	LG
2016	Redshirt season					
2017	8/0	0	0	0	0.0	0
2018	13/0	17	94	0	5.5	15
2019	9/0	20	180	0	9.0	41
Total	30/0	37	274	0	7.4	41

GAME-BY-GAME RUSHING/RECEIVING

2017	Rushing				Receiving			
	Att	Yds	TD	Lg	Rec	Yds	TD	Lg
Utah State	0	0	0	0	0	0	0	0
Fla. Atlantic	0	0	0	0	0	0	0	0
Purdue	0	0	0	0	0	0	0	0

Maryland	0	0	0	0	0	0	0	0
Indiana	0	0	0	0	0	0	0	0
Iowa	0	0	0	0	0	0	0	0
Minnesota	0	0	0	0	0	0	0	0
vs Ohio State	0	0	0	0	0	0	0	0

2018	Rushing				Receiving			
	Att	Yds	TD	Lg	Rec	Yds	TD	Lg
W. Kentucky	0	0	0	0	1	20	0	20
New Mexico	0	0	0	0	0	0	0	0
BYU	0	0	0	0	0	0	0	0
Iowa	0	0	0	0	0	0	0	0
Nebraska	0	0	0	0	0	0	0	0
Michigan	0	0	0	0	0	0	0	0
Illinois	0	0	0	0	0	0	0	0
Northwestern	0	0	0	0	0	0	0	0
Rutgers	0	0	0	0	0	0	0	0
Penn State	0	0	0	0	0	0	0	0
Purdue	0	0	0	0	0	0	0	0
Minnesota	0	0	0	0	0	0	0	0
vs Miami	0	0	0	0	0	0	0	0

2019	Rushing				Receiving			
	Att	Yds	TD	Lg	Rec	Yds	TD	Lg
South Florida	0	0	0	0	1	-1	0	-1
Central Mich.	0	0	0	0	2	16	0	8
Michigan	0	0	0	0	0	0	0	0
Northwestern	0	0	0	0	0	0	0	0
Kent State	1	3	1	3	1	8	0	8
Michigan St.	0	0	0	0	0	0	0	0
Illinois	0	0	0	0	0	0	0	0
Ohio State	0	0	0	0	0	0	0	0
Iowa	0	0	0	0	0	0	0	0

GAME-BY-GAME PUNT RETURNS

2018	Ret	Yds	TD	Avg	Lg
BYU	1	10	0	10.0	10
Iowa	1	5	0	5.0	5
Nebraska	1	15	0	15.0	15
Michigan	1	15	0	15.0	15
Illinois	1	15	0	15.0	15
Northwestern	1	11	0	11.0	11
Rutgers	2	8	0	4.0	7
Penn State	1	5	0	5.0	5
Purdue	3	3	0	1.0	3
Minnesota	1	0	0	0.0	0
vs Miami	4	7	0	1.75	4

2019	Ret	Yds	TD	Avg	Lg
South Florida	4	62	0	15.5	41
Central Mich.	5	51	0	10.2	16
Michigan	4	39	0	9.8	14
Northwestern	3	3	0	1.0	3
Kent State	3	20	0	6.7	12
Michigan St.	1	5	0	5.0	5
Illinois	0	0	0	0.0	0
Ohio State	0	0	0	0.0	0
Iowa	0	0	0	0.0	0

CAREER HIGHS

- Rush Attempts: 1 vs. Kent State, Oct. 5, 2019
- Rush Yards: 3 vs. Kent State, Oct. 5, 2019
- Rush TDs: 1 vs. Kent State, Oct. 5, 2019
- Long Rush: 3 vs. Kent State, Oct. 5, 2019
- Receptions: 2 vs. Central Michigan, Sept. 7, 2019
- Receiving Yards: 20 vs. Western Kentucky, Aug. 31, 2018
- Receiving TDs: --
- Long Reception: 20 vs. Western Kentucky, Aug. 31, 2018
- Punt Returns: 5 vs. Central Michigan, Sept. 7, 2019
- Punt Return Yds: 62 at South Florida, Aug. 30, 2019
- Long Punt Ret.: 41 at South Florida, Aug. 30, 2019

28 QUAN EASTERLING

- FB • Fr./Fr. • 6-3 • 245
Akron, Ohio (Archbishop Hoban)

CAREER RUSHING STATISTICS

Year	GP/GS	Att	Yds	TD	Y/C	LG
2019	1/0	0	0	0	0/0	0
Total	1/0	0	0	0	0.0	0

CAREER RECEIVING STATISTICS

Year	GP/GS	Rec	Yds	TD	Y/C	LG
2019	1/0	0	0	0	0.0	0
Total	1/0	0	0	0	0.0	0

GAME-BY-GAME RUSHING/RECEIVING

2019	Rushing				Receiving			
	Att	Yds	TD	Lg	Rec	Yds	TD	Lg
Illinois	0	0	0	0	0	0	0	0

CAREER HIGHS

- Rush Attempts: --
- Rush Yards: --
- Rush TDs: --
- Long Rush: --
- Receptions: --
- Receiving Yards: --
- Receiving TDs: --
- Long Reception: --

41 JACK ESCHENBACH

- TE • So./Fr. • 6-6 • 224
Downers Grove, Ill. (Benet Academy)

CAREER RUSHING STATISTICS

Year	GP/GS	Att	Yds	TD	Y/C	LG
2018	Redshirt season					
2019	4/0	0	0	0	0.0	0
Total	4/0	0	0	0	0.0	0

CAREER RECEIVING STATISTICS

Year	GP/GS	Rec	Yds	TD	Y/C	LG
2018	Redshirt season					
2019	4/0	0	0	0	0.0	0
Total	4/0	0	0	0	0.0	0

GAME-BY-GAME RUSHING/RECEIVING

2019	Rushing				Receiving			
	Att	Yds	TD	Lg	Rec	Yds	TD	Lg
South Florida	0	0	0	0	0	0	0	0
Central Mich.	0	0	0	0	0	0	0	0
Kent State	0	0	0	0	0	0	0	0
Michigan St.	0	0	0	0	0	0	0	0

CAREER HIGHS

- Receptions: --
- Receiving Yards: --
- Long Reception: --

84 JAKE FERGUSON

- TE • So./Fr. • 6-5 • 247
Madison, Wis. (Memorial)

CAREER RECEIVING STATISTICS

Year	GP/GS	Rec	Yds	TD	Y/C	LG
2017	Redshirt season					
2018	13/2	36	456	4	12.7	36
2019	9/9	23	266	2	11.6	27
Total	22/11	59	722	6	12.2	36

GAME-BY-GAME RUSHING/RECEIVING

2018	Rushing				Receiving			
	Att	Yds	TD	Lg	Rec	Yds	TD	Lg
W. Kentucky	0	0	0	0	4	43	0	11
New Mexico	0	0	0	0	1	4	0	4
BYU	0	0	0	0	3	61	0	27
Iowa	0	0	0	0	4	58	1	23
Nebraska	0	0	0	0	4	47	1	15
Michigan	0	0	0	0	2	46		

CAREER HIGHS

- Receptions: 5 (2x) MR vs. Illinois, Oct. 19, 2019
- Receiving Yards: 77 vs. Illinois, Oct. 19, 2019
- Receiving TDs: 1 (6x) MR vs. Illinois, Oct. 19, 2019
- Long Reception: 36 at Michigan, Oct. 13, 2018

42 JAYLAN FRANKLIN

- OLB ▪ So./Fr. ▪ 6-4 ▪ 222
Brownstown, Mich. (O.A. Carlson)

CAREER DEFENSIVE STATISTICS

Year	G/S	UT	AT	Tot	TFL-Yd	Sk-Yd	FF	FR	INT	PD
2018										
Redshirt season										
2019	9/0	1	0	1	1.0-8	1.0-8	0	0	0	0
Total	9/0	1	0	1	1.0-8	1.0-8	0	0	0	0

GAME-BY-GAME DEFENSE

2019	UT	AT	Tot	TFL-Y	Sk-Y	FF	FR	INT	PD
South Florida	1	0	1	1.0-8	1.0-8	0	0-0	0-0	0
Central Mich.	0	0	0	0.0-0	0.0-0	0	0-0	0-0	0
Michigan	0	0	0	0.0-0	0.0-0	0	0-0	0-0	0
Northwestern	0	0	0	0.0-0	0.0-0	0	0-0	0-0	0
Kent State	0	0	0	0.0-0	0.0-0	0	0-0	0-0	0
Michigan St.	0	0	0	0.0-0	0.0-0	0	0-0	0-0	0
Illinois	0	0	0	0.0-0	0.0-0	0	0-0	0-0	0
Ohio State	0	0	0	0.0-0	0.0-0	0	0-0	0-0	0
Iowa	0	0	0	0.0-0	0.0-0	0	0-0	0-0	0

CAREER HIGHS

- Tackles: 1 at South Florida, Aug. 30, 2019
- Tackles for Loss: 1.0 at South Florida, Aug. 30, 2019
- Sacks: 1.0 at South Florida, Aug. 30, 2019
- Interceptions: --
- Passes Defended: --

98 C.J. GOETZ

- OLB ▪ So./Fr. ▪ 6-3 ▪ 241
Muskego, Wis. (Catholic Memorial)

CAREER DEFENSIVE STATISTICS

Year	G/S	UT	AT	Tot	TFL-Yd	Sk-Yd	FF	FR	INT	PD
2018										
Redshirt season										
2019	9/0	0	0	0	0.0-0	0.0-0	0	0	0	0
Total	9/0	0	0	0	0.0-0	0.0-0	0	0	0	0

GAME-BY-GAME DEFENSE

2019	UT	AT	Tot	TFL-Y	Sk-Y	FF	FR	INT	PD
South Florida	0	0	0	0.0-0	0.0-0	0	0-0	0-0	0
Central Mich.	0	0	0	0.0-0	0.0-0	0	0-0	0-0	0
Michigan	0	0	0	0.0-0	0.0-0	0	0-0	0-0	0
Northwestern	0	0	0	0.0-0	0.0-0	0	0-0	0-0	0
Kent State	0	0	0	0.0-0	0.0-0	0	0-0	0-0	0
Michigan St.	0	0	0	0.0-0	0.0-0	0	0-0	0-0	0
Illinois	0	0	0	0.0-0	0.0-0	0	0-0	0-0	0
Ohio State	0	0	0	0.0-0	0.0-0	0	0-0	0-0	0
Iowa	0	0	0	0.0-0	0.0-0	0	0-0	0-0	0

CAREER HIGHS

- Tackles: --
- Tackles for Loss: --
- Sacks: --
- Interceptions: --

50 IZAYAH GREEN-MAY

- OLB ▪ Jr./So. ▪ 6-6 ▪ 223
Bolingbrook, Ill. (Bolingbrook)

CAREER DEFENSIVE STATISTICS

Year	G/S	UT	AT	Tot	TFL-Yd	Sk-Yd	FF	FR	INT	PD
2017										
Redshirt season										
2018	6/0	0	1	1	0.0-0	0.0-0	0	0	0	0
2019	7/1	3	2	5	1.0-6	1.0-6	0	0	0	0
Total	13/1	3	3	6	1.0-6	1.0-6	0	0	0	0

GAME-BY-GAME DEFENSE

2018	UT	AT	Tot	TFL-Y	Sk-Y	FF	FR	INT	PD
W. Kentucky	0	0	0	0.0-0	0.0-0	0	0-0	0-0	0
New Mexico	0	0	0	0.0-0	0.0-0	0	0-0	0-0	0
BYU	0	0	0	0.0-0	0.0-0	0	0-0	0-0	0
Nebraska	0	0	0	0.0-0	0.0-0	0	0-0	0-0	0
Illinois	0	0	0	0.0-0	0.0-0	0	0-0	0-0	0
Rutgers	0	1	1	0.0-0	0.0-0	0	0-0	0-0	0

2019	UT	AT	Tot	TFL-Y	Sk-Y	FF	FR	INT	PD
South Florida	1	0	1	1.0-6	1.0-6	0	0-0	0-0	0
Michigan	0	0	0	0.0-0	0.0-0	0	0-0	0-0	0
Northwestern	0	0	0	0.0-0	0.0-0	0	0-0	0-0	0
Kent State	2	2	4	0.0-0	0.0-0	0	0-0	0-0	0
Michigan St.	0	0	0	0.0-0	0.0-0	0	0-0	0-0	0
Ohio State	0	0	0	0.0-0	0.0-0	0	0-0	0-0	0
Iowa	0	0	0	0.0-0	0.0-0	0	0-0	0-0	0

CAREER HIGHS

- Tackles: 4 vs. Kent State, Oct. 5, 2019
- Tackles for Loss: 1.0 at South Florida, Aug. 30, 2019
- Sacks: 1.0 at South Florida, Aug. 30, 2019
- Interceptions: --
- Passes Defended: --

37 GARRETT GROSHK

- RB ▪ Sr./Jr. ▪ 5-11 ▪ 215
Amherst Junction, Wis. (Amherst)

CAREER RUSHING STATISTICS

Year	GP/GS	Att	Yds	TD	Y/C	LG
2016						
Redshirt season						
2017	14/0	61	297	2	4.9	27
2018	13/0	65	425	1	6.5	31
2019	9/0	24	111	1	4.6	23
Total	36/0	150	833	4	5.6	31

CAREER RECEIVING STATISTICS

Year	GP/GS	Rec	Yds	TD	Y/C	LG
2016						
Redshirt season						
2017	14/0	4	40	0	10.0	17
2018	13/0	24	163	1	6.8	43
2019	9/0	21	163	0	7.8	20
Total	36/0	49	366	1	7.5	43

GAME-BY-GAME RUSHING/RECEIVING

2017	Rushing				Receiving			
	Att	Yds	TD	Lg	Rec	Yds	TD	Lg
Utah State	2	29	1	23	0	0	0	0
Fla. Atlantic	5	10	0	7	1	6	0	6
BYU	9	43	0	9	0	0	0	0
Northwestern	0	0	0	0	0	0	0	0
Nebraska	1	7	0	7	0	0	0	0
Purdue	2	32	0	18	0	0	0	0
Maryland	5	47	0	20	0	0	0	0
Illinois	12	51	1	18	0	0	0	0
Indiana	9	23	0	9	1	7	0	7
Iowa	2	8	0	5	0	0	0	0
Michigan	4	7	0	7	0	0	0	0
Minnesota	5	40	0	27	0	0	0	0
vs Ohio State	1	(-3)	0	(-3)	2	27	0	17
Miami	4	3	0	3	0	0	0	0

2018	Rushing				Receiving			
	Att	Yds	TD	Lg	Rec	Yds	TD	Lg
W. Kentucky	1	3	0	3	1	43	1	43
New Mexico	3	21	0	14	1	7	0	7
BYU	6	45	0	31	4	29	0	11
Iowa	8	33	0	33	3	19	0	7
Nebraska	9	73	0	24	2	10	0	9
Michigan	5	22	0	8	1	9	0	9
Illinois	4	33	0	17	1	5	0	5
Northwestern	7	68	0	20	4	20	0	7
Rutgers	2	4	0	3	0	0	0	0
Penn State	5	25	0	20	2	5	0	5
Purdue	8	42	1	10	3	3	0	7
Minnesota	4	44	0	21	1	5	0	5
vs Miami	3	15	0	9	1	10	0	10

2019	Rushing				Receiving			
	Att	Yds	TD	Lg	Rec	Yds	TD	Lg
South Florida	2	11	0	8	2	13	0	16
Central Mich.	7	36	1	17	1	11	0	11
Michigan	4	40	0	23	2	38	0	20
Northwestern	2	6	0	6	4	31	0	13
Kent State	2	7	0	4	1	9	0	9
Michigan St.	2	7	0	4	2	6	0	3
Illinois	4	3	0	3	6	40	0	15
Ohio State	1	1	0	1	1	-1	0	0
Iowa	0	0	0	0	2	16	0	11

CAREER HIGHS

- Rushing Attempts: 12 at Illinois, Oct. 28, 2017
- Rushing Yards: 73 vs. Nebraska, Oct. 6, 2018
- Rushing TDs: 1 (4x) MR vs. Central Michigan, Sept. 7, 2019

- Long Rush: 33 at Iowa, Sept. 22, 2018
- Receptions: 6 at Illinois, Oct. 19, 2019
- Receiving Yards: 43 vs. Western Kentucky, Aug. 31, 2018
- Receiving TDs: 1 vs. Western Kentucky, Aug. 31, 2018
- Long Reception: 43 vs. Western Kentucky, Aug. 31, 2018

20 ISAAC GUERENDO

- RB ▪ Fr./Fr. ▪ 6-0 ▪ 208
Clayton, Ind. (Avon)

CAREER RUSHING STATISTICS

Year	GP/GS	Att	Yds	TD	Y/C	LG
2018	4/0	0	0	0	0.0	0
2019	1/0	0	0	0	0.0	0
Total	5/0	0	0	0	0.0	0

CAREER RECEIVING STATISTICS

Year	GP/GS	Rec	Yds	TD	Y/C	LG
2018	4/0	0	0	0	0.0	0
2019	1/0	0	0	0	0.0	0
Total	5/0	0	0	0	0.0	0

GAME-BY-GAME RUSHING/RECEIVING

2018	Rushing				Receiving			
	Att	Yds	TD	Lg	Rec	Yds	TD	Lg
Nebraska	0	0	0	0	0	0	0	0
Michigan	0	0	0	0	0	0	0	0
Minnesota	0	0	0	0	0	0	0	0
vs Miami	0	0	0	0	0	0	0	0

92 MATT HENNINGSEN

■ DE • Jr./So. • 6-3 • 271
Menomonee Falls, Wis. (Menomonee Falls)

CAREER DEFENSIVE STATISTICS

Year	G/S	UT	AT	Tot	TFL-Yd	Sk-Yd	FF	FR	INT	PD
Redshirt season										
2017										
2018	13/10	8	24	32	2.5-15	1.0-14	0	0	0	1
2019	9/5	10	8	18	4.0-26	3.0-25	0	2	0	2
Total	22/15	18	32	50	6.5-41	4.0-39	0	2	0	3

GAME-BY-GAME DEFENSE

2018	UT	AT	Tot	TFL-Y	Sk-Y	FF	FR	INT	PD
W. Kentucky	1	3	4	0.0-0	0.0-0	0	0-0	0-0	0
New Mexico	1	1	2	1.0-1	0.0-0	0	0-0	0-0	0
BYU	0	2	2	0.0-0	0.0-0	0	0-0	0-0	0
Iowa	0	2	2	0.0-0	0.0-0	0	0-0	0-0	0
Nebraska	0	0	0	0.0-0	0.0-0	0	0-0	0-0	0
Michigan	3	3	6	0.0-0	0.0-0	0	0-0	0-0	0
Illinois	2	0	2	1.0-14	1.0-14	0	0-0	0-0	0
Northwestern	0	2	2	0.0-0	0.0-0	0	0-0	0-0	0
Rutgers	0	3	3	0.0-0	0.0-0	0	0-0	0-0	0
Penn State	0	1	1	0.0-0	0.0-0	0	0-0	0-0	0
Purdue	0	2	2	0.0-0	0.0-0	0	0-0	0-0	0
Minnesota	0	2	2	0.0-0	0.0-0	0	0-0	0-0	1
vs Miami	1	3	4	0.5-0	0.0-0	0	0-0	0-0	0

2019	UT	AT	Tot	TFL-Y	Sk-Y	FF	FR	INT	PD
South Florida	2	1	3	1.0-8	1.0-8	0	1-16	0-0	0
Central Mich.	0	1	1	0.0-0	0.0-0	0	0-0	0-0	0
Michigan	1	1	2	1.0-1	0.0-0	0	0-0	0-0	1
Northwestern	3	0	3	1.0-9	1.0-9	0	1-0	0-0	0
Kent State	0	0	0	0.0-0	0.0-0	0	0-0	0-0	0
Michigan St.	0	0	0	0.0-0	0.0-0	0	0-0	0-0	0
Illinois	1	2	3	0.0-0	0.0-0	0	0-0	0-0	0
Ohio State	2	3	5	0.0-0	0.0-0	0	0-0	0-0	1
Iowa	1	0	1	1.0-8	1.0-8	0	0-0	0-0	0

CAREER HIGHS

- Tackles: 6 at Michigan, Oct. 13, 2018
- Tackles for Loss: 1.0 (6x) MR vs. Iowa, Nov. 9 2019
- Sacks: 1.0 (4x) MR vs. Iowa, Nov. 9 2019
- Interceptions: --
- Passes Defended: 1 (3x) MR at Ohio State, Oct. 26, 2019

1 FAION HICKS

■ CB • Jr./So. • 5-10 • 187
Miami, Fla. (Flanagan)

CAREER DEFENSIVE STATISTICS

Year	G/S	UT	AT	Tot	TFL-Yd	Sk-Yd	FF	FR	INT	PD
Redshirt season										
2017										
2018	12/11	28	7	35	1.0-3	0.0-0	0	0	1	4
2019	9/7	11	2	13	0.0-0	0.0-0	0	0	0	1
Total	21/18	39	9	48	1.0-3	0.0-0	0	0	1	5

CAREER GAME-BY-GAME DEFENSE

2018	UT	AT	Tot	TFL-Y	Sk-Y	FF	FR	INT	PD
W. Kentucky	2	1	3	0.0-0	0.0-0	0	0-0	1-0	1
New Mexico	0	1	1	0.0-0	0.0-0	0	0-0	0-0	1
BYU	3	2	5	0.0-0	0.0-0	0	0-0	0-0	1
Iowa	4	0	4	1.0-3	0.0-0	0	0-0	0-0	0
Nebraska	2	0	2	0.0-0	0.0-0	0	0-0	0-0	0
Michigan	1	0	1	0.0-0	0.0-0	0	0-0	0-0	0
Northwestern	2	0	2	0.0-0	0.0-0	0	0-0	0-0	0
Rutgers	0	0	0	0.0-0	0.0-0	0	0-0	0-0	1
Penn State	6	0	6	0.0-0	0.0-0	0	0-0	0-0	0
Purdue	6	0	6	0.0-0	0.0-0	0	0-0	0-0	0
Minnesota	1	2	3	0.0-0	0.0-0	0	0-0	0-0	0
vs Miami	1	1	2	0.0-0	0.0-0	0	0-0	0-0	0

2019	UT	AT	Tot	TFL-Y	Sk-Y	FF	FR	INT	PD
South Florida	1	0	1	0.0-0	0.0-0	0	0-0	0-0	0
Central Mich.	0	0	0	0.0-0	0.0-0	0	0-0	0-0	1
Michigan	2	1	3	0.0-0	0.0-0	0	0-0	0-0	0
Northwestern	1	0	1	0.0-0	0.0-0	0	0-0	0-0	0
Kent State	5	0	5	0.0-0	0.0-0	0	0-0	0-0	0
Michigan St.	0	0	0	0.0-0	0.0-0	0	0-0	0-0	0
Illinois	1	0	1	0.0-0	0.0-0	0	0-0	0-0	0
Ohio State	1	1	2	0.0-0	0.0-0	0	0-0	0-0	0
Iowa	0	0	0	0.0-0	0.0-0	0	0-0	0-0	0

CAREER HIGHS

- Tackles: 6 (2x) MR at Purdue, Nov. 17, 2018
- Tackles for Loss: 1.0 at Iowa, Sept. 22, 2018
- Sacks: --

- Interceptions: 1 vs. Western Kentucky, Aug. 31, 2018
- Passes Defended: 1 (5x) MR vs. Central Michigan, Sept. 7, 2019

39 ZACH HINTZE

■ K • Sr./Sr. • 6-0 • 199
Fond du Lac, Wis. (St. Mary's Springs)

CAREER KICKOFF STATISTICS

Year	G/S	No.	Yards	Avg.
Redshirt season				
2015				
2016				
Did not play				
2017	13/0	79	5061	64.1
2018	13/0	66	4207	63.7
2019	9/0	57	3665	64.3
Total	35/0	202	12933	64.0

CAREER KICKING STATISTICS

Year	G/S	FGM	FGA	FG%	Lg	PAT	PAT%
Redshirt season							
2015							
2016							
Did not play							
2017	13/0	0	0	.000	0	0-0	.000
2018	13/0	0	1	.000	0	0-0	.000
2019	9/0	0	0	.000	0	0-0	.000
Total	35/0	0	1	.000	0	0-0	.000

GAME-BY-GAME KICKING

2017	Field Goals			Kickoffs			PAT		
	M-A	Lg	Bk	No	Yds	Avg	TB	OB	M-A
Fla. Atlantic	0-0	0	0	6	382	63.7	4	0	0-0
BYU	0-0	0	0	7	455	65.0	4	0	0-0
Northwestern	0-0	0	0	6	390	65.0	6	0	0-0
Nebraska	0-0	0	0	7	447	63.9	5	0	0-0
Purdue	0-0	0	0	4	256	64.0	3	0	0-0
Maryland	0-0	0	0	7	446	63.0	4	0	0-0
Illinois	0-0	0	0	4	260	65.0	4	0	0-0
Indiana	0-0	0	0	8	504	63.0	3	1	0-0
Iowa	0-0	0	0	7	444	63.0	4	0	0-0
Michigan	0-0	0	0	5	320	64.0	3	0	0-0
Minnesota	0-0	0	0	6	389	64.0	5	0	0-0
vs Ohio State	0-0	0	0	5	325	65.0	5	0	0-0
Miami	0-0	0	0	7	443	63.3	4	0	0-0

2018	Field Goals			Kickoffs			PAT		
	M-A	Lg	Bk	No	Yds	Avg	TB	OB	M-A
W. Kentucky	0-0	0	0	7	455	65.0	7	0	0-0
New Mexico	0-0	0	0	8	517	64.6	6	0	0-0
BYU	0-0	0	0	4	260	65.0	4	0	0-0
Iowa	0-0	0	0	5	320	64.0	4	0	0-0
Nebraska	0-0	0	0	8	520	65.0	6	0	0-0
Michigan	0-0	0	0	2	130	65.0	2	0	0-0
Illinois	0-0	0	0	8	518	64.8	7	0	0-0
Northwestern	0-1	0	0	4	235	58.8	3	0	0-0
Rutgers	0-0	0	0	5	325	65.0	4	0	0-0
Penn State	0-0	0	0	3	178	59.3	2	0	0-0
Purdue	0-0	0	0	6	384	64.0	5	0	0-0
Minnesota	0-0	0	0	2	107	53.5	1	0	0-0
vs Miami	0-0	0	0	4	258	64.5	3	0	0-0

2019	Field Goals			Kickoffs			PAT		
	M-A	Lg	Bk	No	Yds	Avg	TB	OB	M-A
South Florida	0-0	0	0	8	491	61.4	4	0	0-0
Central Mich.	0-0	0	0	10	647	64.7	8	0	0-0
Michigan	0-0	0	0	6	390	65.0	6	0	0-0
Northwestern	0-0	0	0	5	348	69.6	4	0	0-0
Kent State	0-0	0	0	8	517	64.6	7	0	0-0
Michigan St.	0-0	0	0	7	455	65.0	6	0	0-0
Illinois	0-0	0	0	6	365	60.8	5	0	0-0
Ohio State	0-0	0	0	2	130	65.0	2	0	0-0
Iowa	0-0	0	0	5	322	64.4	4	0	0-0

CAREER HIGHS

- FG Made: --
- FG Attempted: 1 at Northwestern, Oct. 27, 2018
- Long FG: --
- PAT Made: --
- PAT Attempted: --
- Kickoffs: 10 vs. Central Michigan, Sept. 7, 2019
- Kickoff Yards: 647 vs. Central Michigan, Sept. 7, 2019
- Kickoff Average: 69.6 vs. Northwestern, Sept. 28, 2019
- Touchbacks: 8 vs. Central Michigan, Sept. 7, 2019

59 TYLER JOHNSON

■ OLB • Sr./Sr. • 6-3 • 242
Menasha, Wis. (Menasha)

CAREER DEFENSIVE STATISTICS

Year	G/S	UT	AT	Tot	TFL-Yd	Sk-Yd	FF	FR	INT	PD
Redshirt season										
2015										
2016	7/0	0	0	0	0.0-0	0.0-0	0	0	0	0
2017	14/0	6	2	8	2.0-10	1.0-5	2	0	0	0
2018	10/2	6	4	10	3.0-4	0.0-0	1	0	0	1

CAREER HIGHS

- Tackles: --
- Tackles for Loss: --
- Sacks: --
- Interceptions: --
- Passes Defended: --

24 ADAM KRUMHOLZ

■ WR • Sr./Jr. • 6-1 • 194
Stoughton, Wis. (Stoughton)

CAREER RECEIVING STATISTICS

Year	GP/GS	Rec	Yds	TD	Y/C	LG
2016 Redshirt season						
2017	6/0	0	0	0	0.0	0
2018	11/1	1	5	0	5.0	5
2019	9/0	2	20	0	10.0	14
Total	26/1	3	25	0	8.3	14

CAREER DEFENSIVE STATISTICS

Year	G/S	UT	AT	Tot	TFL-Yd	Sk-Yd	FF	FR	INT	PD
2016 Redshirt season										
2017	6/0	0	0	0	0.0-0	0.0-0	0	0	0	0
2018	11/1	1	0	1	0.0-0	0.0-0	0	0	0	0
2019	9/0	5	1	6	0.0-0	0.0-0	0	0	0	0
Total	26/1	6	1	7	0.0-0	0.0-0	0	0	0	0

GAME-BY-GAME RUSHING/RECEIVING

Year	Rushing				Receiving			
	Att	Yds	TD	Lg	Rec	Yds	TD	Lg
2017	0	0	0	0	0	0	0	0
Illinois	0	0	0	0	0	0	0	0
Indiana	0	0	0	0	0	0	0	0
Iowa	0	0	0	0	0	0	0	0
Michigan	0	0	0	0	0	0	0	0
Minnesota	0	0	0	0	0	0	0	0
vs Ohio State	0	0	0	0	0	0	0	0

Year	Rushing				Receiving			
	Att	Yds	TD	Lg	Rec	Yds	TD	Lg
2018	0	0	0	0	1	5	0	5
W. Kentucky	0	0	0	0	0	0	0	0
New Mexico	0	0	0	0	0	0	0	0
Nebraska	0	0	0	0	0	0	0	0
Michigan	0	0	0	0	0	0	0	0
Illinois	0	0	0	0	0	0	0	0
Northwestern	0	0	0	0	0	0	0	0
Rutgers	0	0	0	0	0	0	0	0
Penn State	0	0	0	0	0	0	0	0
Purdue	0	0	0	0	0	0	0	0
Minnesota	0	0	0	0	0	0	0	0
vs Miami	0	0	0	0	0	0	0	0

Year	Rushing				Receiving			
	Att	Yds	TD	Lg	Rec	Yds	TD	Lg
2019	0	0	0	0	2	20	0	14
South Florida	0	0	0	0	0	0	0	0
Central. Mich.	0	0	0	0	0	0	0	0
Michigan	0	0	0	0	0	0	0	0
Northwestern	0	0	0	0	0	0	0	0
Kent State	0	0	0	0	2	20	0	14
Michigan St.	0	0	0	0	0	0	0	0
Illinois	0	0	0	0	0	0	0	0
Ohio State	0	0	0	0	0	0	0	0
Iowa	0	0	0	0	0	0	0	0

CAREER HIGHS

- Rush Attempts: --
- Rush Yards: --
- Rush TDs: --
- Long Rush: --
- Receptions: 2 vs. Kent State, Oct. 5, 2019
- Receiving Yards: 20 vs. Kent State, Oct. 5, 2019
- Receiving TDs: --
- Long Reception: 14 vs. Kent State, Oct. 5, 2019

19 COLLIN LARSH

■ K • Jr./So. • 5-10 • 184
Marshall, Wis. (Monona Grove)

CAREER KICKOFF STATISTICS

Year	G/S	No.	Yards	Avg.
2017 Redshirt season				
2018 Did not play				
2019	9/0	0	0	0.0
Total	9/0	0	0	0.0

CAREER KICKING STATISTICS

Year	G/S	FGM	FGA	FG%	Lg	PAT	PAT%
2017 Redshirt season							
2018 Did not play							
2019	9/0	7	12	.583	44	39-40	.975
Total	9/0	7	12	.583	44	39-40	.975

GAME-BY-GAME KICKING

Year	Field Goals				Kickoffs				PAT
	M-A	Lg	Bk	No	Yds	Avg	TB	OB	
2019	0-1	--	0	0	0	0.0	0	0	7-7
South Florida	1-2	28	0	0	0	0.0	0	0	8-8
Central Mich.	0-1	--	0	0	0	0.0	0	0	5-5
Michigan	1-1	36	0	0	0	0.0	0	0	3-3
Northwestern	0-0	0	0	0	0	0.0	0	0	6-7
Kent State	1-1	29	0	0	0	0.0	0	0	5-5
Michigan St.	3-4	44	0	0	0	0.0	0	0	2-2
Illinois	0-0	0	0	0	0	0-0	0	0	1-1
Ohio State	1-2	29	0	0	0	0-0	0	0	3-3
Iowa									

CAREER HIGHS

- FG Made: 3 vs. Illinois, Oct. 19, 2019
- FG Attempted: 4 vs. Illinois, Oct. 19, 2019
- Long FG: 44 vs. Illinois, Oct. 19, 2019
- PAT Made: 8 vs. Central Michigan, Sept. 7, 2019
- PAT Attempted: 8 vs. Central Michigan, Sept. 7, 2019
- Kickoffs: --
- Kickoff Average: --
- Touchbacks: --

46 GABE LLOYD

■ TE • Sr./Jr. • 6-4 • 235
Green Bay, Wis. (Northeast Wisconsin Lutheran)

CAREER RUSHING STATISTICS

Year	GP/GS	Att	Yds	TD	Y/C	LG
2016 Redshirt season						
2017	8/0	0	0	0	0.0	0
2018	13/0	0	0	0	0.0	0
2019 Out for season (injury)						
Total	21/0	0	0	0	0.0	0

CAREER RECEIVING STATISTICS

Year	GP/GS	Rec	Yds	TD	Y/C	LG
2016 Redshirt season						
2017	8/0	0	0	0	0.0	0
2018	13/0	0	0	0	0.0	0
2019 Out for season (injury)						
Total	21/0	0	0	0	0.0	0

CAREER DEFENSIVE STATISTICS

Year	G/S	UT	AT	Tot	TFL-Yd	Sk-Yd	FF	FR	INT	PD
2016 Redshirt season										
2017	8/0	1	2	3	0.0-0	0.0-0	0	0	0	0
2018	13/0	0	0	0	0.0-0	0.0-0	0	0	0	0
2019 Out for season (injury)										
Total	21/0	1	2	3	0.0-0	0.0-0	0	0	0	0

GAME-BY-GAME RUSHING/RECEIVING

Year	Rushing				Receiving			
	Att	Yds	TD	Lg	Rec	Yds	TD	Lg
2017	0	0	0	0	0	0	0	0
Maryland	0	0	0	0	0	0	0	0
Illinois	0	0	0	0	0	0	0	0
Indiana	0	0	0	0	0	0	0	0
Iowa	0	0	0	0	0	0	0	0
Michigan	0	0	0	0	0	0	0	0
Minnesota	0	0	0	0	0	0	0	0
vs Ohio State	0	0	0	0	0	0	0	0
Miami	0	0	0	0	0	0	0	0

Year	Rushing				Receiving			
	Att	Yds	TD	Lg	Rec	Yds	TD	Lg
2018	0	0	0	0	0	0	0	0
W. Kentucky	0	0	0	0	0	0	0	0
New Mexico	0	0	0	0	0	0	0	0
BYU	0	0	0	0	0	0	0	0
Iowa	0	0	0	0	0	0	0	0
Nebraska	0	0	0	0	0	0	0	0
Michigan	0	0	0	0	0	0	0	0
Illinois	0	0	0	0	0	0	0	0
Northwestern	0	0	0	0	0	0	0	0
Rutgers	0	0	0	0	0	0	0	0
Penn State	0	0	0	0	0	0	0	0
Purdue	0	0	0	0	0	0	0	0
Minnesota	0	0	0	0	0	0	0	0
vs Miami	0	0	0	0	0	0	0	0

GAME-BY-GAME DEFENSE

Year	UT	AT	Tot	TFL-Y	Sk-Y	FF	FR	INT	PD
2017	0	0	0	0.0-0	0.0-0	0	0-0	0-0	0
Maryland	0	0	0	0.0-0	0.0-0	0	0-0	0-0	0
Illinois	1	0	1	0.0-0	0.0-0	0	0-0	0-0	0
Indiana	0	1	1	0.0-0	0.0-0	0	0-0	0-0	0
Iowa	0	0	0	0.0-0	0.0-0	0	0-0	0-0	0
Michigan	0	0	0	0.0-0	0.0-0	0	0-0	0-0	0
Minnesota	0	0	0	0.0-0	0.0-0	0	0-0	0-0	0
vs Ohio State	0	0	0	0.0-0	0.0-0	0	0-0	0-0	0
Miami	0	1	1	0.0-0	0.0-0	0	0-0	0-0	0

Year	UT	AT	Tot	TFL-Y	Sk-Y	FF	FR	INT	PD
2018	0	0	0	0.0-0	0.0-0	0	0-0	0-0	0
W. Kentucky	0	0	0	0.0-0	0.0-0	0	0-0	0-0	0
New Mexico	0	0	0	0.0-0	0.0-0	0	0-0	0-0	0
BYU	0	0	0	0.0-0	0.0-0	0	0-0	0-0	0
Iowa	0	0	0	0.0-0	0.0-0	0	0-0	0-0	0
Nebraska	0	0	0	0.0-0	0.0-0	0	0-0	0-0	0
Michigan	0	0	0	0.0-0	0.0-0	0	0-0	0-0	0
Northwestern	0	0	0	0.0-0	0.0-0	0	0-0	0-0	0
Rutgers	0	0	0	0.0-0	0.0-0	0	0-0	0-0	0
Penn State	0	0	0	0.0-0	0.0-0	0	0-0	0-0	0
Purdue	0	0	0	0.0-0	0.0-0	0	0-0	0-0	0
Minnesota	0	0	0	0.0-0	0.0-0	0	0-0	0-0	0
vs Miami	0	0	0	0.0-0	0.0-0	0	0-0	0-0	0

CAREER HIGHS

- Receptions: --

2019	P	Yds	Avg	Lg	Blk	TB	FC	50	I20
South Florida	5	204	40.8	59	0	0	1	1	3
Central Mich.	1	29	29.0	29	0	0	0	0	0
Michigan	4	186	46.5	53	0	1	0	1	1
Northwestern	9	359	39.9	50	0	2	1	1	4
Michigan St.	4	138	34.5	48	0	0	2	0	2
Illinois	2	84	42.0	43	0	0	0	0	1
Ohio State	7	303	43.3	47	0	0	6	0	3
Iowa	3	103	34.3	36	0	0	2	0	0

CAREER HIGHS

- Punts: 9 vs. Northwestern, Sept. 28, 2019
- Punting Yards: 359 (2x) MR vs. N'western, Sept. 28, 2019
- Punting Average: 46.5 (2x) MR vs Michigan Sept. 21, 2019
- Long Punt: 63 vs. BYU, Sept. 15, 2018

97 ISAIAH LOUDERMILK

■ DE • Sr./Jr. • 6-7 • 307
Howard, Kan. (West Elk)

CAREER DEFENSIVE STATISTICS

Year	G/S	UT	AT	Tot	TFL-Yd	Sk-Yd	FF	FR	INT	PD
2016										
Redshirt season										
2017	11/0	6	5	11	1.5-10	1.5-10	0	0	0	1
2018	9/6	8	7	15	2.5-4	0.0-0	0	0	0	3
2019	9/9	6	4	10	3.5-13	1.5-10	1	0	0	5
Total	29/15	20	16	36	7.5-27	4.0-21	1	0	0	9

GAME-BY-GAME DEFENSE

2017	UT	AT	Tot	TFL-Y	Sk-Y	FF	FR	INT	PD
Utah State	2	1	3	1.0-5	1.0-5	0	0-0	0-0	0
Fla. Atlantic	0	0	0	0.0-0	0.0-0	0	0-0	0-0	0
BYU	1	1	2	0.0-0	0.0-0	0	0-0	0-0	0
N'western	0	1	1	0.5-10	0.5-10	0	0-0	0-0	0
Nebraska	0	0	0	0.0-0	0.0-0	0	0-0	0-0	0
Purdue	0	0	0	0.0-0	0.0-0	0	0-0	0-0	0
Iowa	1	0	1	0.0-0	0.0-0	0	0-0	0-0	0
Michigan	0	1	1	0.0-0	0.0-0	0	0-0	0-0	0
Minnesota	1	1	2	0.0-0	0.0-0	0	0-0	0-0	0
vs Ohio State	0	0	0	0.0-0	0.0-0	0	0-0	0-0	0
Miami	1	0	1	0.0-0	0.0-0	0	0-0	0-0	1

2018	UT	AT	Tot	TFL-Y	Sk-Y	FF	FR	INT	PD
New Mexico	2	0	2	0.0-0	0.0-0	0	0-0	0-0	0
BYU	0	1	1	0.0-0	0.0-0	0	0-0	0-0	0
Iowa	2	1	3	1.0-2	0.0-0	0	0-0	0-0	1
Nebraska	0	0	0	0.0-0	0.0-0	0	0-0	0-0	0
Rutgers	0	0	0	0.0-0	0.0-0	0	0-0	0-0	0
Penn State	0	0	0	0.0-0	0.0-0	0	0-0	0-0	0
Purdue	3	1	4	1.0-1	1.0-1	0	0-0	0-0	1
Minnesota	1	3	4	0.0-0	0.0-0	0	0-0	0-0	0
vs Miami	0	1	1	0.5-1	0.0-0	0	0-0	0-0	1

2019	UT	AT	Tot	TFL-Y	Sk-Y	FF	FR	INT	PD
South Florida	1	0	1	0.0-0	0.0-0	1	0-0	0-0	0
Central Mich.	0	0	0	0.0-0	0.0-0	0	0-0	0-0	1
Michigan	0	0	0	0.0-0	0.0-0	0	0-0	0-0	0
Northwestern	2	0	2	2.0-3	0.0-0	0	0-0	0-0	3
Kent State	1	0	1	0.0-0	0.0-0	0	0-0	0-0	0
Michigan St.	1	0	1	1.0-4	1.0-4	0	0-0	0-0	1
Illinois	0	3	3	0.0-0	0.0-0	0	0-0	0-0	0
Ohio State	0	1	1	0.5-6	0.5-6	0	0-0	0-0	0
Iowa	1	0	1	0.0-0	0.0-0	0	0-0	0-0	0

CAREER HIGHS

- Tackles: 4 (2x) MR vs. Minnesota, Nov. 24, 2018
- Tackles for Loss: 2.0 vs. Northwestern, Sept. 28, 2019
- Sacks: 1.0 (3x) MR vs. Michigan St., Oct. 12, 2019
- Interceptions: --
- Passes Defended: 3 vs. Northwestern, Sept. 28, 2019

30 TYLER MAIS

■ S • Jr./So. • 6-1 • 196
Waunakee, Wis. (Waunakee)

CAREER DEFENSIVE STATISTICS

Year	G/S	UT	AT	Tot	TFL-Yd	Sk-Yd	FF	FR	INT	PD
2017										
Redshirt season										
2018										
Did not play										
2019	9/0	3	0	3	0.0-0	0.0-0	0	0	0	0
Total	9/0	3	0	3	0.0-0	0.0-0	0	0	0	0

GAME-BY-GAME DEFENSE

2019	UT	AT	Tot	TFL-Y	Sk-Y	FF	FR	INT	PD
South Florida	0	0	0	0.0-0	0.0-0	0	0-0	0-0	0
Central Mich.	1	0	1	0.0-0	0.0-0	0	0-0	0-0	0
Michigan	0	0	0	0.0-0	0.0-0	0	0-0	0-0	0
Northwestern	0	0	0	0.0-0	0.0-0	0	0-0	0-0	0
Kent State	1	0	1	0.0-0	0.0-0	0	0-0	0-0	0
Michigan St.	0	0	0	0.0-0	0.0-0	0	0-0	0-0	0
Illinois	0	0	0	0.0-0	0.0-0	0	0-0	0-0	0
Ohio State	0	0	0	0.0-0	0.0-0	0	0-0	0-0	0
Iowa	1	0	1	0.0-0	0.0-0	0	0-0	0-0	0

CAREER HIGHS

- Tackles: 1 (3x) MR vs. Iowa, Nov. 9 2019
- Tackles for Loss: --
- Interceptions: --
- Passes Defended: --

58 MIKE MASKALUNAS

■ ILB • Sr./Jr. • 6-3 • 230
Long Grove, Ill. (Adlai E. Stevenson)

CAREER DEFENSIVE STATISTICS

Year	G/S	UT	AT	Tot	TFL-Yd	Sk-Yd	FF	FR	INT	PD
2016										
Redshirt season										
2017	13/0	6	5	11	1.0-4	0.0-0	0	1	0	0
2018	9/0	1	3	4	0.0-0	0.0-0	0	0	0	0
2019	9/0	13	1	14	0.0-0	0.0-0	0	1	0	2
Total	31/0	20	9	29	1.0-14	0.0-0	0	2	0	2

GAME-BY-GAME DEFENSE

2017	UT	AT	Tot	TFL-Y	Sk-Y	FF	FR	INT	PD
Utah State	1	0	1	0.0-0	0.0-0	0	1-0	0-0	0
Fla. Atlantic	1	0	1	0.0-0	0.0-0	0	0-0	0-0	0
BYU	1	1	2	1.0-14	0.0-0	0	0-0	0-0	0
Northwestern	0	0	0	0.0-0	0.0-0	0	0-0	0-0	0
Nebraska	1	0	1	0.0-0	0.0-0	0	0-0	0-0	0
Purdue	0	0	0	0.0-0	0.0-0	0	0-0	0-0	0
Maryland	0	0	0	0.0-0	0.0-0	0	0-0	0-0	0
Indiana	2	0	2	0.0-0	0.0-0	0	0-0	0-0	0
Iowa	0	0	0	0.0-0	0.0-0	0	0-0	0-0	0
Michigan	0	0	0	0.0-0	0.0-0	0	0-0	0-0	0
Minnesota	1	2	3	0.0-0	0.0-0	0	0-0	0-0	0
vs Ohio State	0	0	0	0.0-0	0.0-0	0	0-0	0-0	0
Miami	0	1	1	0.0-0	0.0-0	0	0-0	0-0	0

2018	UT	AT	Tot	TFL-Y	Sk-Y	FF	FR	INT	PD
W. Kentucky	0	0	0	0.0-0	0.0-0	0	0-0	0-0	0
Nebraska	0	0	0	0.0-0	0.0-0	0	0-0	0-0	0
Michigan	0	0	0	0.0-0	0.0-0	0	0-0	0-0	0
Illinois	0	0	0	0.0-0	0.0-0	0	0-0	0-0	0
Northwestern	0	0	0	0.0-0	0.0-0	0	0-0	0-0	0
Rutgers	1	3	4	0.0-0	0.0-0	0	0-0	0-0	0
Penn State	0	0	0	0.0-0	0.0-0	0	0-0	0-0	0
Purdue	0	0	0	0.0-0	0.0-0	0	0-0	0-0	0
Minnesota	0	0	0	0.0-0	0.0-0	0	0-0	0-0	0

2019	UT	AT	Tot	TFL-Y	Sk-Y	FF	FR	INT	PD
South Florida	5	1	6	0.0-0	0.0-0	0	0-0	0-0	0
Central Mich.	4	0	4	0.0-0	0.0-0	0	0-0	0-0	0
Michigan	0	0	0	0.0-0	0.0-0	0	0-0	0-0	0
Northwestern	1	0	1	0.0-0	0.0-0	0	1-0	0-0	1
Kent State	3	0	3	0.0-0	0.0-0	0	0-0	0-0	0
Michigan St.	0	0	0	0.0-0	0.0-0	0	0-0	0-0	1
Illinois	0	0	0	0.0-0	0.0-0	0	0-0	0-0	0
Ohio State	0	0	0	0.0-0	0.0-0	0	0-0	0-0	0
Iowa	0	0	0	0.0-0	0.0-0	0	0-0	0-0	0

CAREER HIGHS

- Tackles: 6 at South Florida, Aug. 30, 2019
- Tackles for Loss: 1.0 at BYU, Sept. 16, 2017
- Sacks: --
- Interceptions: --
- Passes Defended: 1 (2x) MR vs. Michigan St., Oct. 12, 2019

20 SEMAR MELVIN

■ CB • Fr./Fr. • 5-11 • 166
Pembroke Pines, Fla. (St. Thomas Aquinas)

CAREER DEFENSIVE STATISTICS

Year	G/S	UT	AT	Tot	TFL-Yd	Sk-Yd	FF	FR	INT	PD
2019	2/0	1	1	2	0.0-0	0.0-0	0	0	0	0
Total	2/0	1	1	2	0.0-0	0.0-0	0	0	0	0

GAME-BY-GAME DEFENSE

2019	UT	AT	Tot	TFL-Y	Sk-Y	FF	FR	INT	PD
South Florida	1	0	1	0.0-0	0.0-0	0	0-0	0-0	0
Ohio State	0	1	1	0.0-0	0.0-0	0	0-0	0-0	0

CAREER HIGHS

-

81 TAJ MUSTAPHA

■ WR • So./Fr. • 6-0 • 196
Southfield, Mich. (West Bloomfield)

CAREER RECEIVING STATISTICS

Year	GP/GS	Rec	Yds	TD	Y/C	LG
2018	4/0	1	3	1	3.0	3
2019	1/0	0	0	0	0.0	0
Total	5/0	1	3	1	3.0	3

GAME-BY-GAME RUSHING/RECEIVING

2018	Rushing				Receiving			
	Att	Yds	TD	Lg	Rec	Yds	TD	Lg
W. Kentucky	0	0	0	0	0	0	0	0
New Mexico	0	0	0	0	1	3	1	3
BYU	0	0	0	0	0	0	0	0
Iowa	0	0	0	0	0	0	0	0

2019	Rushing				Receiving			
	Att	Yds	TD	Lg	Rec	Yds	TD	Lg
Central Mich.	0	0	0	0	0	0	0	0

CAREER HIGHS

- Receptions: 1 vs. New Mexico, Sept. 8, 2018
- Receiving Yards: 3 vs. New Mexico, Sept. 8, 2018
- Receiving TDs: 1 vs. New Mexico, Sept. 8, 2018
- Long Reception: 3 vs. New Mexico, Sept. 8, 2018

9 SCOTT NELSON

■ S • Jr./So. • 6-2 • 197
Detroit, Mich. (University of Detroit Jesuit)

CAREER DEFENSIVE STATISTICS

Year	G/S	UT	AT	Tot	TFL-Yd	Sk-Yd	FF	FR	INT	PD
2017										
Redshirt season										
2018	9/8	22	19	41	3.5-13	0.0-0	1	0	1	7
2019	1/1	2	2	4	0.0-0	0.0-0	0	0	0	1
Total	10/9	24	21	45	3.5-13	0.0-0	1	0	1	8

GAME-BY-GAME DEFENSE

2018	UT	AT	Tot	TFL-Y	Sk-Y	FF	FR	INT	PD
W. Kentucky	5	2	7	1.0-3	0.0-0	0	0-0	0-0	2
New Mexico	2	2	4	0.0-0	0.0-0	0	0-0	1-22	1
BYU	1	4	5	1.5-5	0.0-0	0	0-0	0-0	1
Iowa	1	3	4	0.0-0	0.0-0	0	0-0	0-0	1
Nebraska	3	2	5	0.0-0	0.0-0	1	0-0	0-0	1
Michigan	0	0	0	0.0-0	0.0-0	0	0-0	0-0	0
Penn State	5	1	6	0.0-0	0.0-0	0	0-0	0-0	0
Minnesota	4	4	8	0.0-0	0.0-0	0	0-0	0-0	0
vs Miami	1	1	2	1.0-5	0.0-0	0	0-0	0-0	1

2019	UT	AT	Tot	TFL-Y	Sk-Y	FF	FR	INT	PD
South Florida	2	2	4	0.0-0	0.0-0	0	0-0	0-0	1

CAREER HIGHS

- Tackles: 8 vs. Minnesota, Nov. 24, 2018
- Tackles for Loss: 1.5 vs. BYU, Sept. 15, 2018
- Sacks: --
- Interceptions: 1 vs. New Mexico, Sept. 8, 2018
- Passes Defended: 2 vs. Western Kentucky, Aug. 31, 2018

54 CHRIS ORR

■ ILB • Sr./So. • 6-0 • 214
DeSoto, Texas (DeSoto)

CAREER DEFENSIVE STATISTICS

Year	G/S	UT	AT	Tot	TFL-Yd	Sk-Yd	FF	FR	INT	PD
2015	10/6	24	22	46	2.0-11	0.5-5	0	1	0	2
2016	1/1	0	0	0	0.0-0	0.0-0	0	0	0	0
2017	12/8	20	16	36	3.0-12	2.0-11	0	0	1	2
2018	13/1	14	13	27	1.0-2	0.0-0	0	2	1	1
2019	9/9	26	24	50	10.0-72	9.0-70	2	1	0	3
Total	45/25	84	75	159	16.0-97	11.5-86	2	4	2	8

GAME-BY-GAME DEFENSE

2015	UT	AT	Tot	TFL-Y	Sk-Y	FF	FR	INT	PD
vs Alabama	0	2	2	0.0-0	0.0-0	0	0-0	0-0	0
Miami (Ohio)	1	3	4	0.0-0	0.0-0	0	0-0	0-0	1
Troy	11	3	14	1.0-5	0.0-0	0	0-0	0-0	1
Hawai'i	3	1	4	0.0-0	0.0-0	0	0-0	0-0	0
Iowa	4	4	8	0.0-0	0.0-0	0	0-0	0-0	0
Nebraska	1	2	3	0.0-0	0.0-0	0	0-0	0-0	0
Purdue	3	4	7	0.5-5	0.5-5	0	0-0	0-0	0
Illinois	0	2	2	0.0-0	0.0-0	0	1-0	0-0	0

Minnesota	1	0	1	0.0-0	0.0-0	0	0-0	0-0	0
vs USC	0	1	1	0.5-1	0.0-0	0	0-0	0-0	0

2016	UT	AT	Tot	TFL-Y	Sk-Y	FF	FR	INT	PD
vs LSU	0	0	0	0.0-0	0.0-0	0	0-0	0-0	0

2017	UT	AT	Tot	TFL-Y	Sk-Y	FF	FR	INT	PD
Utah State	4	3	7	0.0-0	0.0-0	0	0-0	0-0	0

Fla. Atlantic	6	2	8	1.0-3	1.0-3	0	0-0	0-0	0
BYU	1	1	2	0.0-0	0.0-0	0	0-0	0-0	0

N'western	3	4	7	1.0-8	1.0-8	0	0-0	0-0	0
Nebraska	1	1	2	0.0-0	0.0-0	0	0-0	1-78	0

Purdue	0	0	0	0.0-0	0.0-0	0	0-0	0-0	1
Maryland	2	0	2	0.0-0	0.0-0	0	0-0	0-0	0

Illinois	3	4	7	1.0-1	0.0-0	0	0-0	0-0	0
Indiana	0	0	0	0.0-0	0.0-0	0	0-0	0-0	0

Minnesota	0	1	1	0.0-0	0.0-0	0	0-0	0-0	0
vs Ohio State	0	0	0	0.0-0	0.0-0	0	0-0	0-0	0

Miami	0	0	0	0.0-0	0.0-0	0	0-0	0-0	0
-------	---	---	---	-------	-------	---	-----	-----	---

2018	UT	AT	Tot	TFL-Y	Sk-Y	FF	FR	INT	PD
W. Kentucky	3	2	5	0.0-0	0.0-0	0	1-0	0-0	0

New Mexico	2	1	3	0.0-0	0.0-0	0	0-0	0-0	0
BYU	0	0	0	0.0-0	0.0-0	0	0-0	0-0	0

Iowa	3	1	4	0.0-0	0.0-0	0	0-0	0-0	0
Nebraska	0	0	0	0.0-0	0.0-0	0	0-0	0-0	0

Michigan	0	0	0	0.0-0	0.0-0	0	0-0	0-0	0
Illinois	2	2	4	0.0-0	0.0-0	0	1-0	0-0	0

Northwestern	0	1	1	0.0-0	0.0-0	0	0-0	0-0	0
Rutgers	2	0	2	0.0-0	0.0-0	0	0-0	0-0	0

Penn State	0	0	0	0.0-0	0.0-0	0	0-0	0-0	0
Purdue	0	0	0	0.0-0	0.0-0	0	0-0	0-0	0

Minnesota	0	0	0	0.0-0	0.0-0	0	0-0	0-0	0
vs Miami	2	6	8	1.0-2	0.0-0	0	0-0	1-0	1

2019	UT	AT	Tot	TFL-Y	Sk-Y	FF	FR	INT	PD
South Florida	2	3	5	0.0-0	0.0-0	0	0-0	0-0	0

Central Mich.	2	1	3	0.0-0	0.0-0	0	0-0	0-0	0
Michigan	1	0	1	0.0-0	0.0-0	0	1-0	0-0	2

Northwestern	5	4	9	2.0-15	2.0-15	1	0-0	0-0	0
Kent State	3	2	5	2.0-7	2.0-7	0	0-0	0-0	0

Michigan St.	4	2	6	1.0-8	1.0-8	0	0-0	0-0	1
Illinois	3	6	9	3.0-32	3.0-32	1	0-0	0-0	0

Ohio State	2	4	6	1.0-8	1.0-8	0	0-0	0-0	0
Iowa	4	2	6	1.0-2	0.0-0	0	0-0	0-0	0

CAREER HIGHS

- Tackles: 14 vs. Troy, Sept. 19, 2015
- Tackles for Loss: 3.0 vs. Illinois, Oct. 19, 2019
- Sacks: 3.0 vs. Illinois, Oct. 19, 2019
- Interceptions: 1 (2x) MR vs. Miami, Dec. 27, 2018
- Passes Defended: 2 vs. Michigan, Sept. 21, 2019

2 REGGIE PEARSON

■ S • So./Fr. • 5-10 • 198
Inkster, Mich. (River Rouge)

CAREER DEFENSIVE STATISTICS

Year	G/S	UT	AT	Tot	TFL-Yd	Sk-Yd	FF	FR	INT	PD
2018	4/1	2	3	5	1.0-5	0.0-0	1	0	0	0
2019	9/8	18	6	24	2.5-12	0.0-0	2	0	0	4
Total	13/9	20	9	29	3.5-17	0.0-0	3	0	0	4

GAME-BY-GAME DEFENSE

2018	UT	AT	Tot	TFL-Y	Sk-Y	FF	FR	INT	PD
Michigan	2	3	5	1.0-5	0.0-0	1	0-0	0-0	0
Northwestern	0	0	0	0.0-0	0.0-0	0	0-0	0-0	0
Purdue	0	0	0	0.0-0	0.0-0	0	0-0	0-0	0
vs Miami	0	0	0	0.0-0	0.0-0	0	0-0	0-0	0

2019	UT	AT	Tot	TFL-Y	Sk-Y	FF	FR	INT	PD
South Florida	1	0	1	0.0-0	0.0-0	1	0-0	0-0	0

Central Mich.	0	0	0	0.0-0	0.0-0	0	0-0	0-0	0
Michigan	2	1	3	0.5-2	0.0-0	1	0-0	0-0	0

Northwestern	1	0	1	0.0-0	0.0-0	0	0-0	0-0	1
Kent State	3	0	3	0.0-0	0.0-0	0	0-0	0-0	0

Michigan St.

3 KENDRIC PRYOR

■ WR • Sr./Jr. • 5-11 • 186
Hazel Crest, Ill. (Homewood-Flossmoor)

CAREER RUSHING STATISTICS

Year	GP/GS	Att	Yds	TD	Y/C	LG
2016 Redshirt season						
2017	10/3	5	63	2	12.6	32
2018	13/6	12	116	1	9.7	33
2019	9/9	3	74	1	24.7	66
Total	32/18	20	253	4	12.6	66

CAREER RECEIVING STATISTICS

Year	GP/GS	Rec	Yds	TD	Y/C	LG
2016 Redshirt season						
2017	10/3	13	179	1	13.8	31
2018	13/6	23	273	3	11.9	35
2019	9/9	11	175	0	15.9	35
Total	32/18	47	627	4	13.3	35

CAREER KICK RETURN STATISTICS

Year	GP/GS	Ret	Yds	TD	Avg	LG
2016 Redshirt season						
2017	10/3	0	0	0	0.0	0
2018	13/6	1	15	0	15.0	15
2019	9/9	1	0	0	0.0	0
Total	32/18	2	15	0	7.5	15

GAME-BY-GAME RUSHING/RECEIVING

	Rushing				Receiving			
	Att	Yds	TD	Lg	Rec	Yds	TD	Lg
Nebraska	0	0	0	0	0	0	0	0
Purdue	0	0	0	0	1	20	0	20
Maryland	0	0	0	0	2	9	0	5
Illinois	0	0	0	0	2	37	0	19
Indiana	0	0	0	0	1	14	0	14
Iowa	1	25	1	25	1	12	1	12
Michigan	3	38	1	32	0	0	0	0
Minnesota	0	0	0	0	3	51	0	31
vs Ohio State	1	0	0	0	1	6	0	6
Miami	0	0	0	0	2	30	0	21

2018	Rushing				Receiving			
	Att	Yds	TD	Lg	Rec	Yds	TD	Lg
W. Kentucky	1	19	0	19	4	51	1	22
New Mexico	0	0	0	0	0	0	0	0
BYU	1	21	0	21	1	11	0	11
Iowa	1	-4	0	-4	3	33	0	28
Nebraska	1	5	0	5	1	8	0	8
Michigan	2	35	1	33	2	30	0	27
Illinois	1	3	0	3	1	12	0	12
Northwestern	2	15	0	15	4	52	0	18
Rutgers	1	20	0	20	0	0	0	0
Penn State	1	0	0	0	2	12	0	7
Purdue	1	10	0	10	2	16	0	11
Minnesota	0	0	0	0	2	13	0	7
vs Miami	0	0	0	0	1	35	1	35

2019	Rushing				Receiving			
	Att	Yds	TD	Lg	Rec	Yds	TD	Lg
South Florida	0	0	0	0	4	40	0	13
Central Mich.	0	0	0	0	2	32	0	19
Michigan	0	0	0	0	0	0	0	0
Northwestern	0	0	0	0	0	0	0	0
Kent State	1	6	0	6	1	33	0	33
Michigan St.	1	66	1	66	1	18	0	18
Illinois	0	0	0	0	1	35	0	35
Ohio State	1	2	0	2	1	5	0	5
Iowa	0	0	0	0	1	12	0	12

GAME-BY-GAME KICK RETURNS

2018	Ret	Yds	TD	Avg	Lg
W. Kentucky	1	15	0	15.0	15
2019	Ret	Yds	TD	Avg	Lg
Northwestern	1	0	0	0.0	0

CAREER HIGHS

- Rush Attempts: 3 vs. Michigan, Nov. 18, 2017
- Rush Yards: 66 vs. Michigan St., Oct. 12, 2019
- Rush TDs: 1 (4x) MR vs. Michigan St., Oct. 12, 2019
- Long Rush: 66 vs. Michigan St., Oct. 12, 2019
- Receptions: 4 (3x) MR at South Florida, Aug. 30, 2019
- Receiving Yards: 52 at Northwestern, Oct. 27, 2018
- Receiving TDs: 1 (3x) MR vs. Miami, Dec. 27, 2018
- Long Reception: 35 (2x) MR vs. Illinois, Oct. 19, 2019
- Kick Returns: 1 (2x) MR vs. Northwestern, Sept. 28, 2019
- Kick Return Yds: 15 vs. Western Kentucky, Aug. 31, 2018

• Long Kick Ret.: 15 vs. Western Kentucky, Aug. 31, 2018

93 GARRETT RAND

■ DE • Sr./Jr. • 6-2 • 279
Chandler, Ariz. (Hamilton)

CAREER DEFENSIVE STATISTICS

Year	G/S	UT	AT	Tot	TFL-Yd	Sk-Yd	FF	FR	INT	PD
2016	14/0	3	2	5	0.0-0	0.0-0	0	0	0	0
2017	14/0	4	9	13	0.0-0	0.0-0	0	0	0	1
2018 Did not play (injury)										
2019	8/4	7	6	13	1.0-1	0.0-0	0	0	0	0
Total	36/4	14	17	31	1.0-1	0.0-0	0	0	0	1

GAME-BY-GAME DEFENSE

2016	UT	AT	Tot	TFL-Y	Sk-Y	FF	FR	INT	PD
vs LSU	0	0	0	0.0-0	0.0-0	0	0	0-0	0-0
Akron	1	0	1	0.0-0	0.0-0	0	0	0-0	0-0
Georgia State	0	0	0	0.0-0	0.0-0	0	0	0-0	0-0
Michigan State	0	0	0	0.0-0	0.0-0	0	0	0-0	0-0
Michigan	0	0	0	0.0-0	0.0-0	0	0	0-0	0-0
Ohio State	0	0	0	0.0-0	0.0-0	0	0	0-0	0-0
Iowa	0	0	0	0.0-0	0.0-0	0	0	0-0	0-0
Nebraska	2	1	3	0.0-0	0.0-0	0	0	0-0	0-0
Northwestern	0	0	0	0.0-0	0.0-0	0	0	0-0	0-0
Illinois	0	0	0	0.0-0	0.0-0	0	0	0-0	0-0
Purdue	0	0	0	0.0-0	0.0-0	0	0	0-0	0-0
Minnesota	1	0	1	0.0-0	0.0-0	0	0	0-0	0-0
vs Penn State	0	1	1	0.0-0	0.0-0	0	0	0-0	0-0
vs W. Mich.	0	0	0	0.0-0	0.0-0	0	0	0-0	0-0

2017	UT	AT	Tot	TFL-Y	Sk-Y	FF	FR	INT	PD
Utah State	0	0	0	0.0-0	0.0-0	0	0	0-0	0-0
Fla. Atlantic	0	0	0	0.0-0	0.0-0	0	0	0-0	0-0
BYU	0	0	0	0.0-0	0.0-0	0	0	0-0	0-0
Northwestern	0	1	1	0.0-0	0.0-0	0	0	0-0	0-0
Nebraska	0	0	0	0.0-0	0.0-0	0	0	0-0	0-0
Purdue	0	0	0	0.0-0	0.0-0	0	0	0-0	0-0
Maryland	0	1	1	0.0-0	0.0-0	0	0	0-0	0-0
Illinois	0	0	0	0.0-0	0.0-0	0	0	0-0	0-0
Indiana	1	0	1	0.0-0	0.0-0	0	0	0-0	0-0
Iowa	1	0	1	0.0-0	0.0-0	0	0	0-0	0-0
Michigan	0	1	1	0.0-0	0.0-0	0	0	0-0	0-0
Minnesota	1	2	3	0.0-0	0.0-0	0	0	0-0	0-0
vs Ohio State	0	3	3	0.0-0	0.0-0	0	0	0-0	0-0
Miami	1	1	2	0.0-0	0.0-0	0	0	0-0	0-0

2019	UT	AT	Tot	TFL-Y	Sk-Y	FF	FR	INT	PD
South Florida	0	0	0	0.0-0	0.0-0	0	0	0-0	0-0
Central Mich.	1	1	2	0.0-0	0.0-0	0	0	0-0	0-0
Michigan	0	1	1	0.0-0	0.0-0	0	0	0-0	0-0
Northwestern	1	1	2	0.0-0	0.0-0	0	0	0-0	0-0
Kent State	0	0	0	0.0-0	0.0-0	0	0	0-0	0-0
Michigan St.	1	0	1	0.0-0	0.0-0	0	0	0-0	0-0
Illinois	3	3	6	0.0-0	0.0-0	0	0	0-0	0-0
Iowa	1	0	1	1.0-1	0.0-0	0	0	0-0	0-0

CAREER HIGHS

- Tackles: 6 vs. Illinois, Oct. 19, 2019
- Tackles for Loss: 1.0 vs. Iowa, Nov. 9, 2019
- Sacks: --
- Interceptions: --
- Passes Defended: --

74 GUNNAR ROBERGE

■ NT • Sr./Sr. • 6-4 • 295
Seymour, Wis. (Seymour)

CAREER DEFENSIVE STATISTICS

Year	G/S	UT	AT	Tot	TFL-Yd	Sk-Yd	FF	FR	INT	PD
2015 Redshirt season										
2016 Did not play										
2017 Did not play										
2018	5/0	0	0	0	0.0-0	0.0-0	0	0	0	0
2019	6/0	0	0	0	0.0-0	0.0-0	0	0	0	0
Total	11/0	0	0	0	0.0-0	0.0-0	0	0	0	0

GAME-BY-GAME DEFENSE

2018	UT	AT	Tot	TFL-Y	Sk-Y	FF	FR	INT	PD
W. Kentucky	0	0	0	0.0-0	0.0-0	0	0	0-0	0-0
Illinois	0	0	0	0.0-0	0.0-0	0	0	0-0	0-0
Rutgers	0	0	0	0.0-0	0.0-0	0	0	0-0	0-0
Minnesota	0	0	0	0.0-0	0.0-0	0	0	0-0	0-0
vs Miami	0	0	0	0.0-0	0.0-0	0	0	0-0	0-0

2019	UT	AT	Tot	TFL-Y	Sk-Y	FF	FR	INT	PD
South Florida	0	0	0	0.0-0	0.0-0	0	0	0-0	0-0
Central Mich.	0	0	0	0.0-0	0.0-0	0	0	0-0	0-0
Northwestern	0	0	0	0.0-0	0.0-0	0	0	0-0	0-0
Kent State	0	0	0	0.0-0	0.0-0	0	0	0-0	0-0
Michigan St.	0	0	0	0.0-0	0.0-0	0	0	0-0	0-0
Iowa	0	0	0	0.0-0	0.0-0	0	0	0-0	0-0

CAREER HIGHS

- Tackles: --
- Tackles for Loss: --
- Sacks: --
- Passes Defended: --

85 CORMAC SAMPSON

■ TE • So./Fr. • 6-4 • 280
Eau Claire, Wis. (Memorial)

CAREER RUSHING STATISTICS

Year	GP/GS	Att	Yds	TD	Y/C	LG
2018	1/0	0</				

Kent State	2	0	2	2.0-7	2.0-7	0	0-0	0-0	0	0	0
Michigan St.	3	2	5	1.0-2	0.0-0	0	0-0	0-0	0	0	0
Illinois	4	3	7	0.5-4	0.5-4	0	0-0	0-0	0	0	0
Ohio State	4	2	6	0.0-0	0.0-0	0	0-0	0-0	0	0	0
Iowa	5	0	5	0.0-0	0.0-0	0	1-0	0-0	1		

CAREER HIGHS

- Tackles: 13 vs. Northwestern, Sept. 28, 2019
- Tackles for Loss: 2.0 (2x) MR vs. Kent State, Oct. 5, 2019
- Sacks: 2.0 vs. Kent State, Oct. 5, 2019
- Interceptions: 1 vs. Central Michigan, Sept. 7, 2019
- Passes Defended: 1 (4x) MR vs. Iowa, Nov. 9 2019

29 BRADY SCHIPPER

■ RB ■ So./Fr. ■ 5-11 ■ 209
Stoughton, Wis. (Stoughton)

CAREER RUSHING STATISTICS

Year	GP/GS	Att	Yds	TD	Y/C	LG
2018	2/0	0	0	0	0.0	0
2019	6/0	8	25	0	3.1	8
Total	8/0	8	25	0	3.4	8

CAREER RECEIVING STATISTICS

Year	GP/GS	Rec	Yds	TD	Y/C	LG
2018	2/0	0	0	0	0.0	0
2019	6/0	0	0	0	0.0	0
Total	8/0	0	0	0	0.0	0

CAREER DEFENSIVE STATISTICS

Year	G/S	UT	AT	Tot	TFL-Yd	Sk-Yd	FF	FR	INT	PD
2018	2/0	0	0	0	0.0-0	0.0-0	0	0	0	0
2019	6/0	0	0	0	0.0-0	0.0-0	0	0	0	0
Total	8/0	0	0	0	0.0-0	0.0-0	0	0	0	0

GAME-BY-GAME RUSHING/RECEIVING

2018	Rushing				Receiving			
	Att	Yds	TD	Lg	Rec	Yds	TD	Lg
Rutgers	0	0	0	0	0	0	0	0
vs Miami	0	0	0	0	0	0	0	0

2019	Rushing				Receiving			
	Att	Yds	TD	Lg	Rec	Yds	TD	Lg
Central Mich.	1	0	0	0	0	0	0	0
Michigan	1	4	0	4	0	0	0	0
Northwestern	0	0	0	0	0	0	0	0
Kent State	6	21	0	8	0	0	0	0
Ohio State	0	0	0	0	0	0	0	0
Iowa	0	0	0	0	0	0	0	0

GAME-BY-GAME DEFENSE

2018	UT	AT	Tot	TFL-Y	Sk-Y	FF	FR	INT	PD
	Rutgers	0	0	0	0.0-0	0.0-0	0	0-0	0-0
vs Miami	0	0	0	0.0-0	0.0-0	0	0-0	0-0	0

2019	UT	AT	Tot	TFL-Y	Sk-Y	FF	FR	INT	PD
	Central Mich.	0	0	0	0.0-0	0.0-0	0	0-0	0-0
Michigan	0	0	0	0.0-0	0.0-0	0	0-0	0-0	0
Northwestern	0	0	0	0.0-0	0.0-0	0	0-0	0-0	0
Kent State	0	0	0	0.0-0	0.0-0	0	0-0	0-0	0
Ohio State	0	0	0	0.0-0	0.0-0	0	0-0	0-0	0
Iowa	0	0	0	0.0-0	0.0-0	0	0-0	0-0	0

CAREER HIGHS

- Rush Attempts: 6 vs. Kent State, Oct. 5, 2019
- Rush Yards: 21 vs. Kent State, Oct. 5, 2019
- Rush TDs: --
- Long Rush: 8 vs. Kent State, Oct. 5, 2019
- Receptions: --
- Receiving Yards: --
- Receiving TDs: --
- Long Reception: --
- Tackles: --
- Tackles for Loss: --
- Sacks: --

7 BRADRICK SHAW

■ RB ■ Sr./Sr. ■ 6-1 ■ 216
Birmingham, Ala. (Hoover)

CAREER RUSHING STATISTICS

Year	GP/GS	Att	Yds	TD	Y/C	LG
2015						
Redshirt season						
2016	11/1	88	457	5	5.2	35
2017	11/1	96	365	4	3.8	26
2018						
Did not play (injury)						
2019	7/0	12	90	1	7.5	42
Total	29/2	196	912	10	4.7	42

CAREER RECEIVING STATISTICS

Year	GP/GS	Rec	Yds	TD	Y/C	LG
2015						
Redshirt season						
2016	11/1	1	6	0	6.0	6
2017	11/1	3	21	0	7.0	10
2018						
Did not play (injury)						
2019	7/0	0	0	0	0	0
Total	29/2	4	27	0	6.8	10

GAME-BY-GAME RUSHING/RECEIVING

2016	Rushing				Receiving			
	Att	Yds	TD	Lg	Rec	Yds	TD	Lg
vs LSU	0	0	0	0	0	0	0	0
Akron	9	74	1	35	0	0	0	0
Georgia State	15	62	0	19	0	0	0	0
Ohio State	1	6	0	6	0	0	0	0
Iowa	1	8	0	8	0	0	0	0
Nebraska	2	23	1	21	0	0	0	0
Northwestern	11	54	0	25	0	0	0	0
Illinois	19	80	1	12	1	6	0	6
Purdue	8	68	2	33	0	0	0	0
Minnesota	7	20	0	8	0	0	0	0
vs Penn State	15	62	0	20	0	0	0	0

2017	Rushing				Receiving			
	Att	Yds	TD	Lg	Rec	Yds	TD	Lg
Utah State	18	84	1	26	1	10	0	10
BYU	4	23	0	13	0	0	0	0
Northwestern	9	34	0	9	0	0	0	0
Nebraska	12	43	1	10	0	0	0	0
Purdue	12	44	0	11	2	11	0	6
Maryland	7	21	0	5	0	0	0	0
Illinois	12	40	0	9	0	0	0	0
Indiana	5	21	0	9	0	0	0	0
Iowa	10	47	1	14	0	0	0	0
Michigan	4	12	0	7	0	0	0	0
Minnesota	3	6	0	2	0	0	0	0

2019	Rushing				Receiving			
	Att	Yds	TD	Lg	Rec	Yds	TD	Lg
South Florida	2	15	1	15	0	0	0	0
Central Mich.	0	0	0	0	0	0	0	0
Michigan	3	53	0	42	0	0	0	0
Northwestern	0	0	0	0	0	0	0	0
Kent State	3	10	0	4	0	0	0	0
Michigan St.	3	6	0	5	0	0	0	0
Ohio State	1	6	0	6	0	0	0	0

CAREER HIGHS

- Rush Attempts: 19 vs. Illinois, Nov. 12, 2016
- Rush Yards: 84 vs. Utah State, Sept. 1, 2017
- Rush TDs: 2 at Purdue, Nov. 19, 2016
- Long Rush: 42 vs. Michigan, Sept. 21, 2019
- Receptions: 2 vs. Purdue, Oct. 14, 2017
- Receiving Yards: 11 vs. Purdue, Oct. 14, 2017
- Receiving TDs: --
- Long Reception: 10 vs. Utah State, Sept. 1, 2017

11 ALEXANDER SMITH

■ CB ■ Fr./Fr. ■ 5-11 ■ 181
Culver City, Calif. (Culver City)

CAREER DEFENSIVE STATISTICS

Year	G/S	UT	AT	Tot	TFL-Yd	Sk-Yd	FF	FR	INT	PD
2018	4/0	1	0	1	0.0-0	0.0-0	0	0	0	1
2019	9/0	4	0	4	0.0-0	0.0-0	0	0	0	0
Total	13/0	5	0	5	0.0-0	0.0-0	0	0	0	2

GAME-BY-GAME DEFENSE

2018	UT	AT	Tot	TFL-Y	Sk-Y	FF	FR	INT	PD
	Nebraska	0	0	0	0.0-0	0.0-0	0	0-0	0-0
Michigan	0	0	0	0.0-0	0.0-0	0	0-0	0-0	0
Illinois	1	0	1	0.0-0	0.0-0	0	0-0	0-0	1

vs Miami	0	0	0	0.0-0	0.0-0	0	0-0	0-0	0	0
----------	---	---	---	-------	-------	---	-----	-----	---	---

2019	UT	AT	Tot	TFL-Y	Sk-Y	FF	FR	INT	PD
South Florida	0	0	0	0.0-0	0.0-0	0	0-0	0-0	0
Central Mich.	0	0	0	0.0-0	0.0-0	0	0-0	0-0	0
Michigan	0	0	0	0.0-0	0.0-0	0	0-0	0-0	0
Northwestern	1	0	1	0.0-0	0.0-0	0	0-0	0-0	1
Kent State	2	0	2	0.0-0	0.0-0	0	0-0	0-0	0
Michigan St.	1	0	1	0.0-0	0.0-0	0	0-0	0-0	0
Illinois	0	0	0	0.0-0	0.0-0	0	0-0	0-0	0
Ohio State	0	0	0	0.0-0	0.0-0	0	0-0	0-0	0
Iowa	0	0	0	0.0-0	0.0-0	0	0-0	0-0	0

CAREER HIGHS

- Tackles: 2 vs. Kent State, Oct. 5, 2019
- Tackles for Loss: --
- Sacks: --
- Interceptions: --
- Passes Defended: 1 (2x) MR vs. Northwestern, Sept. 28, 2019

34 MASON STOKKE

■ FB ■ Sr./Jr. ■ 6-2 ■ 232
Menomonie, Wis. (Menomonie)

CAREER RUSHING STATISTICS

Year	GP/GS	Att	Yds	TD	Y/C	LG
2016						
Redshirt season						
2017						
Did not play (injury)						
2018	9/0	4	13	0	3.2	4
2019	7/2	6	23	0	3.8	5
Total	16/2	10	36	0	3.6	5

CAREER RECEIVING STATISTICS

Year	GP/GS	Rec	Yds	TD	Y/C	LG
2016						
Redshirt season						
2017						
Did not play (injury)						
2018	9/0	0	0	0	0.0	0
2019	7/2	0	0	0	0.0	0
Total	16/2	0	0	0	0.0	0

GAME-BY-GAME RUSHING/RECEIVING

2018	Rushing				Receiving			
	Att	Yds	TD	Lg	Rec	Yds	TD	Lg
W. Kentucky	0	0	0	0	0	0	0	0
New Mexico	2	6	0	3	0	0	0	0
BYU	0	0	0	0	0	0	0	0
Iowa	0	0	0	0	0	0	0	0
Nebraska	0	0	0	0	0	0	0	0
Michigan	0	0	0	0	0	0	0	0
Illinois	2	7	0	4	0	0	0	0
Northwestern	0	0	0	0	0	0	0	0
vs Miami	0	0	0	0	0	0	0	0

2019	Rushing				Receiving			
	Att	Yds	TD	Lg	Rec	Yds	TD	Lg
South Florida	0	0	0	0	0	0	0	0
Central Mich.	1	4	0	4	0	0	0	0
Michigan	1	2	0	2	0	0	0	0
Northwestern	1	5	0	5	0	0	0	0
Kent State	2	9	0	5	0	0	0	0
Ohio State	0	0	0	0	0	0	0	0
Iowa	1	3	0	3	0	0	0	0

CAREER HIGHS

- Rush Attempts: 2 (3x) MR vs. Kent State, Oct. 5, 2019
- Rush Yards: 9 vs. Kent State, Oct. 5, 2019
- Rush TDs: --

CAREER HIGHS

- Tackles: --
- Tackles for Loss: --
- Sacks: --
- Passes Defended: --

4 A.J. TAYLOR

■ WR ■ Sr./Sr. ■ 5-11 ■ 204
Kansas City, Mo. (Rockhurst)

CAREER RUSHING STATISTICS

Year	GP/GS	Att	Yds	TD	Y/C	LG
2016	13/0	4	19	0	4.8	23
2017	14/4	6	26	0	4.3	10
2018	13/6	0	0	0	0.0	0
2019	9/9	3	24	0	8.0	11
Total	49/19	13	69	0	5.3	23

CAREER RECEIVING STATISTICS

Year	GP/GS	Rec	Yds	TD	Y/C	LG
2016	13/0	3	53	0	17.7	35
2017	14/4	31	475	5	15.3	51
2018	13/6	32	521	3	16.3	44
2019	9/9	19	192	1	10.1	26
Total	49/19	85	1241	9	14.6	51

CAREER KICK RETURN STATISTICS

Year	GP/GS	Ret	Yds	TD	Avg	LG
2016	13/0	0	0	0	0.0	0
2017	14/4	14	329	0	23.5	42
2018	13/6	0	0	0	0.0	0
2019	9/9	0	0	0	0.0	0
Total	49/19	14	329	0	23.5	42

GAME-BY-GAME RUSHING/RECEIVING

	Rushing				Receiving			
	Att	Yds	TD	Lg	Rec	Yds	TD	Lg
2016								
vs LSU	1	-1	0	-1	0	0	0	0
Akron	0	0	0	0	2	39	0	35
Georgia State	0	0	0	0	1	14	0	14
Michigan State	0	0	0	0	0	0	0	0
Ohio State	0	0	0	0	0	0	0	0
Iowa	2	24	0	23	0	0	0	0
Nebraska	0	0	0	0	0	0	0	0
Northwestern	1	-4	0	-4	0	0	0	0
Illinois	0	0	0	0	0	0	0	0
Purdue	0	0	0	0	0	0	0	0
Minnesota	0	0	0	0	0	0	0	0
vs Penn State	0	0	0	0	0	0	0	0
vs W. Mich.	0	0	0	0	0	0	0	0

	Rushing				Receiving			
	Att	Yds	TD	Lg	Rec	Yds	TD	Lg
2017								
Utah State	0	0	0	0	3	38	0	16
Fla. Atlantic	0	0	0	0	0	0	0	0
BYU	0	0	0	0	3	34	1	18
N'western	0	0	0	0	1	33	0	33
Nebraska	0	0	0	0	1	5	0	5
Purdue	2	5	0	3	1	17	0	17
Maryland	0	0	0	0	2	41	1	23
Illinois	1	4	0	4	0	0	0	0
Indiana	1	10	0	10	3	63	0	32
Iowa	0	0	0	0	1	5	1	5
Michigan	0	0	0	0	3	79	1	51
Minnesota	0	0	0	0	3	39	0	23
vs Ohio State	1	6	0	6	2	16	0	9
Miami	1	1	0	1	8	105	1	24

	Rushing				Receiving			
	Att	Yds	TD	Lg	Rec	Yds	TD	Lg
2018								
W. Kentucky	0	0	0	0	5	85	0	25
New Mexico	0	0	0	0	5	134	1	44
BYU	0	0	0	0	2	31	0	16
Iowa	0	0	0	0	3	44	1	18
Nebraska	0	0	0	0	3	60	0	26
Michigan	0	0	0	0	1	3	1	3
Illinois	0	0	0	0	0	0	0	0
Northwestern	0	0	0	0	2	16	0	8
Rutgers	0	0	0	0	3	33	0	13
Penn State	0	0	0	0	0	0	0	0
Purdue	0	0	0	0	5	89	0	34
Minnesota	0	0	0	0	1	13	0	13
vs Miami	0	0	0	0	2	13	0	7

2019	Rushing				Receiving			
	Att	Yds	TD	Lg	Rec	Yds	TD	Lg
South Florida	1	5	0	5	1	9	0	9
Central Mich.	0	0	0	0	7	78	0	18
Michigan	1	11	0	11	3	13	0	8
Northwestern	0	0	0	0	1	11	0	11
Kent State	0	0	0	0	2	27	0	21
Michigan St.	0	0	0	0	1	10	0	10
Illinois	1	8	0	8	1	10	0	10
Ohio State	0	0	0	0	2	29	1	26
Iowa	0	0	0	0	1	5	0	5

GAME-BY-GAME KICK RETURNS

2017	Ret	Yds	TD	Avg	Lg
Utah State	2	46	0	23.0	28
Fla. Atlantic	1	21	0	21.0	21
BYU	2	65	1	32.5	42
N'western	1	18	0	18.0	18
Nebraska	1	25	0	25.0	25
Purdue	0	0	0	0.0	0
Maryland	4	83	0	20.8	27
Illinois	1	29	0	29.0	29
Indiana	0	0	0	0.0	0
Iowa	0	0	0	0.0	0
Michigan	0	0	0	0.0	0
Minnesota	0	0	0	0.0	0
vs Ohio State	0	0	0	0.0	0

CAREER HIGHS

- Rush Attempts: 2 (2x) MR vs. Purdue, Oct. 14, 2017
- Rush Yards: 24 at Iowa, Oct. 22, 2016
- Rush TDs: --
- Long Rush: 23 at Iowa, Oct. 22, 2016
- Receptions: 8 at Miami, Dec. 30, 2017
- Receiving Yards: 134 vs. New Mexico, Sept. 8, 2018
- Receiving TDs: 1 (9x) MR at Ohio State, Oct. 26, 2019
- Long Reception: 51 vs. Michigan, Nov. 18, 2017
- Kick Returns: 4 vs. Maryland, Oct. 21, 2017
- Kick Return Yds: 83 vs. Maryland, Oct. 21, 2017
- Long Kick Ret.: 42 at BYU, Sept. 16, 2017

23 JONATHAN TAYLOR

■ RB ■ Jr./Jr. ■ 5-11 ■ 219
Salem, N.J. (Salem)

CAREER RUSHING STATISTICS

Year	GP/GS	Att	Yds	TD	Y/C	LG
2017	14/13	299	1977	13	6.6	75
2018	13/13	307	2194	16	7.1	88
2019	9/9	208	1259	15	6.1	72
Total	36/35	814	5430	44	6.7	88

CAREER RECEIVING STATISTICS

Year	GP/GS	Rec	Yds	TD	Y/C	LG
2017	14/13	8	95	0	11.9	24
2018	13/13	8	60	0	7.5	30
2019	9/9	18	151	4	8.4	36
Total	36/35	34	306	4	9.0	36

GAME-BY-GAME RUSHING/RECEIVING

2017	Rushing				Receiving			
	Att	Yds	TD	Lg	Rec	Yds	TD	Lg
Utah State	9	87	1	41	0	0	0	0
Fla. Atlantic	26	223	3	64	0	0	0	0
BYU	18	128	1	18	0	0	0	0
N'western	19	83	2	11	0	0	0	0
Nebraska	25	249	2	75	0	0	0	0
Purdue	30	219	1	67	1	17	0	17
Maryland	22	128	1	15	1	24	0	24
Illinois	12	73	0	29	0	0	0	0
Indiana	29	187	1	45	0	0	0	0
Iowa	29	157	0	19	1	14	0	14
Michigan	19	132	0	52	1	-3	0	-3
Minnesota	20	149	1	53	0	0	0	0
vs Ohio State	15	41	0	7	3	30	0	16
Miami	26	130	0	19	1	13	0	13

2018	Rushing				Receiving			
	Att	Yds	TD	Lg	Rec	Yds	TD	Lg
W. Kentucky	18	145	2	47	0	0	0	0
New Mexico	33	253	3	43	0	0	0	0
BYU	26	117	0	15	3	14	0	10
Iowa	25	113	0	17	2	6	0	5
Nebraska	24	221	3	88	0	0	0	0
Michigan	17	101	0	23	0	0	0	0
Illinois	27	159	0	19	1	2	0	2

Northwestern	11	46	0	10	0	0	0	0
Rutgers	27	208	3	38	1	30	0	30
Penn State	20	185	1	71	0	0	0	0
Purdue	33	321	3	80	0	0	0	0
Minnesota	19	120	0	20	1	8	0	8
vs Miami	27	205	1	41	0	0	0	0

2019	Rushing				Receiving			
	Att	Yds	TD	Lg	Rec	Yds	TD	Lg
South Florida	16	135	2	38	2	48	2	36
Central Mich.	19	102	3	20	3	17	1	17
Michigan	23	203	2	72	1	5	0	5
Northwestern	26	119	1	15	3	15	0	16
Kent State	19	186	4	48	3	29	1	18
Michigan St.	26	80	2	13	3	22	0	9
Illinois	28	132	1	22	1	2	0	2
Ohio State	20	52	0	14	1	5	0	5
Iowa	31	250	0	42	1	8	0	8

CAREER HIGHS

- Rush Attempts: 33 (2x) MR at Purdue, Nov. 17, 2018
- Rush Yards: 321 at Purdue, Nov. 17, 2018
- Rush TDs: 4 vs. Kent State, Oct. 5, 2019
- Long Rush: 88 vs. Nebraska, Oct. 6, 2018
- Receptions: 3 (6x) MR vs. Michigan St., Oct. 12, 2019
- Receiving Yards: 48 at South Florida, Aug. 30, 2019
- Receiving TDs: 2 at South Florida, Aug. 30, 2019
- Long Reception: 36 at South Florida, Aug. 30, 2019

19 JOHN TORCHIO

■ S ■ So./Fr. ■ 6-1 ■ 205
Lafayette, Calif. (Campolindo)

CAREER DEFENSIVE STATISTICS

27 CRISTIAN VOLPENTESTA

■ CB ■ Sr./Jr. ■ 5-9 ■ 184
Highland Park, Ill. (Highland Park)

CAREER DEFENSIVE STATISTICS

Year	G/S	UT	AT	Tot	TFL-Yd	Sk-Yd	FF	FR	INT	PD
2016					Redshirt season					
2017					Did not play (injury)					
2018	4/0	0	0	0	0.0-0	0.0-0	0	0	0	0
2019	6/0	1	0	1	0.0-0	0.0-0	0	0	0	0
Total	10/0	1	0	1	0.0-0	0.0-0	0	0	0	0

GAME-BY-GAME DEFENSE

2018	UT	AT	Tot	TFL-Y	Sk-Y	FF	FR	INT	PD
Nebraska	0	0	0	0.0-0	0.0-0	0	0-0	0-0	0
Michigan	0	0	0	0.0-0	0.0-0	0	0-0	0-0	0
Rutgers	0	0	0	0.0-0	0.0-0	0	0-0	0-0	0
Penn State	0	0	0	0.0-0	0.0-0	0	0-0	0-0	0
2019	UT	AT	Tot	TFL-Y	Sk-Y	FF	FR	INT	PD
South Florida	0	0	0	0.0-0	0.0-0	0	0-0	0-0	0
Central Mich.	0	0	0	0.0-0	0.0-0	0	0-0	0-0	0
Northwestern	0	0	0	0.0-0	0.0-0	0	0-0	0-0	0
Kent State	0	0	0	0.0-0	0.0-0	0	0-0	0-0	0
Michigan St.	0	0	0	0.0-0	0.0-0	0	0-0	0-0	0
Illinois	0	0	0	0.0-0	0.0-0	0	0-0	0-0	0

CAREER HIGHS

- Tackles: 1 at South Florida, Aug. 30, 2019
- Tackles for Loss: --
- Sacks: --
- Interceptions: --
- Passes Defended: --

14 NAKIA WATSON

■ RB ■ So./Fr. ■ 5-11 ■ 229
Austin, Texas (Westlake)

CAREER RUSHING STATISTICS

Year	GP/GS	Att	Yds	TD	Y/C	LG
2018						
2019	9/0	61	279	2	4.6	27
Total	9/0	61	279	2	4.6	27

CAREER RECEIVING STATISTICS

Year	GP/GS	Rec	Yds	TD	Y/C	LG
2018						
2019	9/0	2	6	0	3.0	6
Total	9/0	2	6	0	3.0	6

CAREER KICK RETURN STATISTICS

Year	GP/GS	Ret	Yds	TD	Avg	LG
2018						
2019	9/0	1	28	0	28.0	28
Total	9/0	1	28	0	28.0	28

GAME-BY-GAME RUSHING/RECEIVING

2019	Rushing				Receiving			
	Att	Yds	TD	Lg	Rec	Yds	TD	Lg
South Florida	14	80	1	27	0	0	0	0
Central Mich.	8	29	1	23	1	0	0	0
Michigan	13	31	0	6	0	0	0	0
Northwestern	1	1	0	1	0	0	0	0
Kent State	12	63	0	12	1	6	0	6
Michigan St.	5	34	0	19	0	0	0	0
Illinois	2	9	0	7	0	0	0	0
Ohio State	0	0	0	0	0	0	0	0
Iowa	6	32	0	12	0	0	0	0

GAME-BY-GAME KICK RETURNS

2019	Ret	Yds	TD	Avg	Lg
Kent State	1	28	0	28	28

CAREER HIGHS

- Rushing Attempts: 14 at South Florida, Aug. 30, 2019
- Rushing Yards: 80 at South Florida, Aug. 30, 2019
- Rushing TDs: 1 (2x) MR vs. Central Michigan, Sept. 7, 2019
- Long Rush: 27 at South Florida, Aug. 30, 2019
- Receptions: 1 vs. Central Michigan, Sept. 7, 2019
- Receiving Yards: 6 vs. Kent State, Oct. 5, 2019
- Receiving TDs: --
- Long Reception: 6 vs. Kent State, Oct. 5, 2019

18 COLLIN WILDER

■ S ■ Sr./Jr. ■ 5-10 ■ 194
Katy, Texas (Katy/Houston)

CAREER DEFENSIVE STATISTICS

Year	G/S	UT	AT	Tot	TFL-Yd	Sk-Yd	FF	FR	INT	PD
2016					at Houston					
2017					at Houston					
2018					Redshirt season					
2019	9/2	9	4	13	2.5-13	1.0-9	0	0	1	6
Total	9/2	9	4	13	2.5-13	1.0-9	0	0	1	6

GAME-BY-GAME DEFENSE

2019	UT	AT	Tot	TFL-Y	Sk-Y	FF	FR	INT	PD
South Florida	0	0	0	0.0-0	0.0-0	0	0-0	1-0	1
Central Mich.	2	1	3	1.0-3	0.0-0	0	0-0	0-0	1
Michigan	1	1	2	0.0-0	0.0-0	0	0-0	0-0	2
Northwestern	4	1	5	1.5-10	1.0-9	0	0-0	0-0	2
Kent State	0	0	0	0.0-0	0.0-0	0	0-0	0-0	0
Michigan St.	0	0	0	0.0-0	0.0-0	0	0-0	0-0	0
Illinois	0	0	0	0.0-0	0.0-0	0	0-0	0-0	0
Ohio State	0	0	0	0.0-0	0.0-0	0	0-0	0-0	0
Iowa	2	1	3	0.0-0	0.0-0	0	0-0	0-0	0

CAREER HIGHS

- Tackles: 5 vs. Northwestern, Sept. 28, 2019
- Tackles for Loss: 1.5 vs. Northwestern, Sept. 28, 2019
- Sacks: 1.0 vs. Northwestern, Sept. 28, 2019
- Interceptions: 1 at South Florida, Aug. 30, 2019
- Passes Defended: 2 (2x) MR vs. Northwestern, Sept. 28, 2019

5 RACHAD WILDGOOSE

■ CB ■ So./So. ■ 5-11 ■ 193
Miramar, Fla. (Miami Northwestern)

CAREER DEFENSIVE STATISTICS

Year	G/S	UT	AT	Tot	TFL-Yd	Sk-Yd	FF	FR	INT	PD
2018	10/7	22	7	29	0.0-0	0.0-0	0	2	0	7
2019	9/5	10	2	12	2.0-3	0.0-0	0	0	1	4
Total	19/12	32	9	41	2.0-3	0.0-0	0	2	1	11

GAME-BY-GAME DEFENSE

2018	UT	AT	Tot	TFL-Y	Sk-Y	FF	FR	INT	PD
New Mexico	2	0	2	0.0-0	0.0-0	0	0-0	0-0	0
Nebraska	2	0	2	0.0-0	0.0-0	0	0-0	0-0	0
Michigan	2	3	5	0.0-0	0.0-0	0	0-0	0-0	1
Illinois	1	1	2	0.0-0	0.0-0	0	1-0	0-0	1
Northwestern	5	2	7	0.0-0	0.0-0	0	0-0	0-0	0
Rutgers	1	0	1	0.0-0	0.0-0	0	0-0	0-0	1
Penn State	2	0	2	0.0-0	0.0-0	0	0-0	0-0	0
Purdue	4	0	4	0.0-0	0.0-0	0	1-0	0-0	2
Minnesota	2	1	3	0.0-0	0.0-0	0	0-0	0-0	2
vs Miami	0	1	1	0.0-0	0.0-0	0	0-0	0-0	0
2019	UT	AT	Tot	TFL-Y	Sk-Y	FF	FR	INT	PD
South Florida	2	0	2	0.0-0	0.0-0	0	0-0	0-0	0
Central Mich.	0	0	0	0.0-0	0.0-0	0	0-0	0-0	0
Michigan	0	0	0	0.0-0	0.0-0	0	0-0	0-0	1
Northwestern	3	0	3	2.0-3	0.0-0	0	0-0	0-0	0
Kent State	2	1	3	0.0-0	0.0-0	0	0-0	0-0	0
Michigan St.	0	0	0	0.0-0	0.0-0	0	0-0	1-11	1
Illinois	2	0	2	0.0-0	0.0-0	0	0-0	0-0	0
Ohio State	1	1	2	0.0-0	0.0-0	0	0-0	0-0	0
Iowa	0	0	0	0.0-0	0.0-0	0	0-0	0-0	2

CAREER HIGHS

- Tackles: 7 at Northwestern, Oct. 27, 2018
- Tackles for Loss: 2.0 vs. Northwestern, Sept. 28, 2019
- Sacks: --
- Interceptions: 1 vs. Michigan State, Oct. 12, 2019
- Passes Defended: 2 (3x) MR vs. Iowa, Nov. 9, 2019

91 BRYSON WILLIAMS

■ NT ■ So./So. ■ 6-2 ■ 304
Lincoln, Neb. (Southeast)

CAREER DEFENSIVE STATISTICS

Year	G/S	UT	AT	Tot	TFL-Yd	Sk-Yd	FF	FR	INT	PD
2018	13/3	6	6	12	0.0-0	0.0-0	0	0	0	1
2019	6/0	2	4	6	0.0-0	0.0-0	0	0	0	0
Total	19/3	8	10	18	0.0-0	0.0-0	0	0	0	1

GAME-BY-GAME DEFENSE

2018	UT	AT	Tot	TFL-Y	Sk-Y	FF	FR	INT	PD
W. Kentucky	0	0	0	0.0-0	0.0-0	0	0-0	0-0	0
New Mexico	0	0	0	0.0-0	0.0-0	0	0-0	0-0	0
BYU	0	1	1	0.0-0	0.0-0	0	0-0	0-0	0
Iowa	1	1	2	0.0-0	0.0-0	0	0-0	0-0	0
Nebraska	0	0	0	0.0-0	0.0-0	0	0-0	0-0	0
Michigan	0	0	0	0.0-0	0.0-0	0	0-0	0-0	0
Illinois	1	1	2	0.0-0	0.0-0	0	0-0	0-0	0
Northwestern	0	0	0	0.0-0	0.0-0	0	0-0	0-0	0
Rutgers	0	0	0	0.0-0	0.0-0	0	0-0	0-0	0
Penn State	2	0	2	0.0-0	0.0-0	0	0-0	0-0	0
Purdue	0	0	0	0.0-0	0.0-0	0	0-0	0-0	1
Minnesota	2	2	4	0.0-0	0.0-0	0	0-0	0-0	0
vs Miami	0	1	1	0.0-0	0.0-0	0	0-0	0-0	0

2019	UT	AT	Tot	TFL-Y	Sk-Y	FF	FR	INT	PD
South Florida	1	0	1	0.0-0	0.0-0	0	0-0	0-0	0
Kent State	0	0	0	0.0-0	0.0-0	0	0-0	0-0	0
Michigan St.	0	0	0	0.0-0	0.0-0	0	0-0	0-0	0
Illinois	1	3	4	0.0-0	0.0-0	0	0-0	0-0	0
Ohio State	0	1	1	0.0-0	0.0-0	0	0-0	0-0	0
Iowa	0	0	0	0.0-0	0.0-0	0	0-0	0-0	0

CAREER HIGHS

- Tackles: 4 (2x) MR vs. Illinois, Oct. 19, 2019
- Tackles for Loss: --
- Sacks: --
- Interceptions: --
- Passes Defended: 1 at Purdue, Nov. 17, 2018

48 TRAVIS WILTJER

■ ILB • Sr./Sr. • 6-2 • 225
Maple City, Mich. (Glen Lake/Northwood)

CAREER DEFENSIVE STATISTICS

Year	G/S	UT	AT	Tot	TFL-Yd	Sk-Yd	FF	FR	Int	PD
2016										
2017										
2018										
2019	6/0	1	0	1	0.0-0	0.0-0	0	0	0	0
Total	6/0	1	0	1	0.0-0	0.0-0	0	0	0	0

GAME-BY-GAME DEFENSE

2019	UT	AT	Tot	TFL-Y	Sk-Y	FF	FR	Int	PD
Central Mich.	0	0	0	0.0-0	0.0-0	0	0-0	0-0	0
Michigan	0	0	0	0.0-0	0.0-0	0	0-0	0-0	0
Northwestern	0	0	0	0.0-0	0.0-0	0	0-0	0-0	0
Kent State	0	0	0	0.0-0	0.0-0	0	0-0	0-0	0
Michigan St.	1	0	1	0.0-0	0.0-0	0	0-0	0-0	0

CAREER HIGHS

- Tackles: 1 vs. Michigan St., Oct. 12, 2019
- Tackles for Loss: --
- Sacks: --
- Interceptions: --
- Passes Defended: --

2 CHASE WOLF

■ QB • So./Fr. • 6-1 • 196
Cincinnati, Ohio (Saint Xavier)

CAREER PASSING STATISTICS

Year	G/S	C	A	Int	Yds	TD	Pct	Lg	Effic
2018									
2019	3/0	1	1	0	2	0	1.000	2	116.8
Total	3/0	1	1	0	2	0	1.000	2	116.8

GAME-BY-GAME PASSING

2019	Start	Att	Cmp	Int	Pct	Yards	TD	Effic
South Florida		0	0	0	.000	0	0	0.0
Central Mich.		1	1	0	1.000	2	0	116.8
Michigan St.		0	0	0	.000	0	0	0.0

CAREER HIGHS

- Completions: 1 vs. Central Michigan, Sept. 7, 2019
- Attempts: 1 vs. Central Michigan, Sept. 7, 2019
- Yards: 2 vs. Central Michigan, Sept. 7, 2019
- Touchdowns: --
- Interceptions: --
- Long Pass: 2 vs. Central Michigan, Sept. 7, 2019

2019 SCHEDULE & RESULTS (7-2 OVERALL, 4-2 BIG TEN)

Date	AP Rank	Opponent	Time/Result	Overall	Big Ten	Time	Attendance	TV
Aug. 30	19	at South Florida	W, 49-0	1-0	0-0	3:09	46,704	ESPN
Sept. 7	17	CENTRAL MICHIGAN	W, 61-0	2-0	0-0	3:05	74,437	BTN
Sept. 21	13	#11 MICHIGAN*	W, 35-14	3-0	1-0	3:29	80,245	FOX
Sept. 28	8	NORTHWESTERN*	W, 24-15	4-0	2-0	3:35	76,825	ABC
Oct. 5	8	KENT STATE	W, 48-0	5-0	2-0	2:52	74,559	ESPNU
Oct. 12	8	MICHIGAN STATE*	W, 38-0	6-0	3-0	2:55	80,470	BTN
Oct. 19	6	at Illinois*	L, 24-23	6-1	3-1	3:19	37,363	BTN
Oct. 26	13	at #3 Ohio State*	L, 38-7	6-2	3-2	2:56	102,998	FOX
Nov. 9	16	#18 IOWA*	W, 24-22	7-2	4-2	3:10	78,018	FOX
Nov. 16	15	at Nebraska*	11 a.m.					BTN
Nov. 23		PURDUE*	TBD					
Nov. 30		at Minnesota*	TBD					
Dec. 7		Big Ten Championship Game	7 p.m.					

TEAM STATISTICS

	WIS	OPP
SCORING	309	113
Points Per Game	34.3	12.6
Points Off Turnovers	56	43
FIRST DOWNS	203	121
Rushing	109	44
Passing	88	58
Penalty	6	19
RUSHING YARDAGE	2031	760
Yards gained rushing	2188	1092
Yards lost rushing	157	332
Rushing Attempts	403	261
Average Per Rush	5.0	2.9
Average Per Game	225.7	84.4
TDs Rushing	25	5
PASSING YARDAGE	1739	1323
Comp-Att-Int	163-220-3	120-258-8
Average Per Pass	7.9	5.1
Average Per Catch	10.7	11.0
Average Per Game	193.2	147.0
TDs Passing	12	9
TOTAL OFFENSE	3770	2083
Total Plays	623	519
Average Per Play	6.1	4.0
Average Per Game	418.9	231.4
KICK RETURNS: #-Yards	14-321	10-176
PUNT RETURNS: #-Yards	26-231	13-99
INT RETURNS: #-Yards	8-174	3-0
KICK RETURN AVERAGE	22.9	17.6
PUNT RETURN AVERAGE	8.9	7.6
INT RETURN AVERAGE	21.8	0.0
FUMBLES-LOST	14-9	16-8
PENALTIES-Yards	42-392	39-272
Average Per Game	43.6	30.2
PUNTS-Yards	36-1443	61-2660
Average Per Punt	40.1	43.6
Net punt average	35.7	39.2
KICKOFFS-Yards	57-3665	27-1588
Average Per Kick	64.3	58.8
Net kick average	41.0	39.5
TIME OF POSSESSION/Game	36:52	23:08
3RD-DOWN Conversions	64/127	25/116
3rd-Down Pct	50%	22%
4TH-DOWN Conversions	9/11	8/14
4th-Down Pct	82%	57%
SACKS BY-Yards	33-243	16-101
MISC YARDS	0	0
TOUCHDOWNS SCORED	41	14
FIELD GOALS-ATTEMPTS	7-12	6-9
ON-SIDE KICKS	0-0	2-2
RED-ZONE SCORES	(31-36) 86%	(11-16) 69%
RED-ZONE TOUCHDOWNS	(25-36) 69%	(9-16) 56%
PAT-ATTEMPTS	(40-41) 98%	(9-9) 100%

INDIVIDUAL STATISTICS

RUSHING

Player	GP	Att	Gain	Loss	Net	Avg	TD	Long	Avg/G
Taylor, Jonathan	9	208	1281	22	1259	6.1	15	72	139.9
Watson, Nakia	9	61	285	6	279	4.6	2	27	31.0
Groshek, Garrett	9	24	112	1	111	4.6	1	23	12.3
Shaw, Bradrick	7	12	90	0	90	7.5	1	42	12.9
Pryor, Kendric	9	3	74	0	74	24.7	1	66	8.2
Cruikshank, Aron	9	6	62	0	62	10.3	0	27	6.9
Chenal, John	9	17	63	1	62	3.6	1	11	6.9
Davis, Danny	9	3	38	0	38	12.7	1	17	4.2
Schipper, Brady	6	8	27	2	25	3.1	0	8	4.2
Taylor, A.J.	9	3	24	0	24	8.0	0	11	2.7
Stokke, Mason	7	6	23	0	23	3.8	0	5	3.3
Wolf, Chase	3	1	9	0	9	9.0	0	9	3.0
Mertz, Graham	2	2	10	4	6	3.0	0	10	3.0
Dunn, Jack	9	1	3	0	3	3.0	1	3	0.3
TEAM	7	9	0	10	-10	-1.1	0	0	-1.4
Coan, Jack	9	39	87	111	-24	-0.6	2	25	-2.7
Total	9	403	2188	157	2031	5.0	25	72	225.7
Opponents	9	261	1092	332	760	2.9	5	43	84.4

PASSING

Player	G	Effic	Cmp-Att-Int	Pct	Yds	TD	Long	Avg/G
Coan, Jack	9	156.16	153-209-3	73.2	1664	12	52	184.9
Mertz, Graham	2	151.32	9-10-0	90.0	73	0	19	36.5
Wolf, Chase	3	116.80	1-1-0	100.0	2	0	2	0.7
Total	9	155.76	163-220-3	74.1	1739	12	52	193.2
Opponents	9	94.90	120-258-8	46.5	1323	9	75	147.0

RECEIVING

Player	G	No.	Yds	Avg	TD	Long	Avg/G
Cephus, Quintez	9	32	504	15.8	4	52	56.0
Davis, Danny	9	25	195	7.8	1	14	21.7
Ferguson, Jake	9	23	266	11.6	2	27	29.6
Groshek, Garrett	9	21	163	7.8	0	20	18.1
Taylor, A.J.	9	19	192	10.1	1	26	21.3
Taylor, Jonathan	9	18	151	8.4	4	36	16.8
Pryor, Kendric	9	11	175	15.9	0	35	19.4
Dunn, Jack	9	4	23	5.8	0	8	2.6
Cruikshank, Aron	9	3	29	9.7	0	19	3.2
Chenal, John	9	3	15	5.0	0	12	1.7
Krumholz, Adam	9	2	20	10.0	0	14	2.2
Watson, Nakia	9	2	6	3.0	0	6	0.7
Total	9	163	1739	10.7	12	52	193.2
Opponents	9	120	1323	11.0	9	75	147.0

TOTAL OFFENSE

Player	G	Plays	Rush	Pass	Total	Avg/G
Coan, Jack	9	248	-24	1664	1640	182.2
Taylor, Jonathan	9	208	1259	0	1259	139.9
Watson, Nakia	9	61	279	0	279	31.0
Groshek, Garrett	9	24	111	0	111	12.3
Shaw, Bradrick	7	12	90	0	90	12.9
Mertz, Graham	2	12	6	73	79	39.5
Pryor, Kendric	9	3	74	0	74	8.2
Cruickshank, Aron	9	6	62	0	62	6.9
Chenal, John	9	17	62	0	62	6.9
Davis, Danny	9	3	38	0	38	4.2
Schipper, Brady	6	8	25	0	25	4.2
Taylor, A.J.	9	3	24	0	24	2.7
Stokke, Mason	7	6	23	0	23	3.3
Wolf, Chase	3	2	9	2	11	3.7
Dunn, Jack	9	1	3	0	3	0.3
TEAM	7	9	-10	0	-10	-1.4
Total	9	623	2031	1739	3770	418.9
Opponents	9	519	760	1323	2083	231.4

SCORING

Player	TD	FGs	PAT Kick	PAT Rush	PAT Rcv	PAT Pass	DXP	Saf	Points
Taylor, Jonathan	19	0-0	0-0	0-0	0	0-0	0	0	114
Larsh, Collin	0	7-12	40-41	0-0	0	0-0	0	0	61
Cephus, Quintez	4	0-0	0-0	0-0	0	0-0	0	0	24
Ferguson, Jake	2	0-0	0-0	0-0	0	0-0	0	0	12
Watson, Nakia	2	0-0	0-0	0-0	0	0-0	0	0	12
Henningsen, Matt	2	0-0	0-0	0-0	0	0-0	0	0	12
Coan, Jack	2	0-0	0-0	0-0	0	0-0	0	0	12
Davis, Danny	2	0-0	0-0	0-0	0	0-0	0	0	12
Shaw, Bradrick	1	0-0	0-0	0-0	0	0-0	0	0	6
Burks, Noah	1	0-0	0-0	0-0	0	0-0	0	0	6
Groshek, Garrett	1	0-0	0-0	0-0	0	0-0	0	0	6
Chenal, John	1	0-0	0-0	0-0	0	0-0	0	0	6
Dunn, Jack	1	0-0	0-0	0-0	0	0-0	0	0	6
Baun, Zack	1	0-0	0-0	0-0	0	0-0	0	0	6
Pryor, Kendric	1	0-0	0-0	0-0	0	0-0	0	0	6
Taylor, A.J.	1	0-0	0-0	0-0	0	0-0	0	0	6
TEAM	0	0-0	0-0	0-0	0	0-0	0	1	2
Total	41	7-12	40-41	0-0	0	0-0	0	1	309
Opponents	14	6-9	9-9	0-1	1	1-4	0	0	113

FIELD GOALS

Player	FGM-FGA	Pct	<19	20-29	30-39	40-49	50+	Lg	Blk
Larsh, Collin	7-12	58.3	0-0	5-5	1-4	1-2	0-1	44	0

FIELD GOAL SEQUENCE

Game	Wisconsin	Opponents
USF	30	43
Central Michigan	51, (28)	-
Michigan	48	-
Northwestern	(36)	(29)
Kent State	-	52
Michigan State	(29)	-
Illinois	(24), (44), 37, (20)	40, (39)
Ohio State	-	(49)
Iowa	31, (29)	(24), (40), (39)

Numbers in (parentheses) indicate field goal was made.

PUNTING

Player	No.	Yds	Avg	Long	TB	FC	I20	50+	Blkd
Lotti, Anthony	35	1406	40.2	59	3	10	14	3	0
Allen, Connor	1	37	37.0	37	0	1	1	0	0
Total	36	1443	40.1	59	3	11	15	3	0
Opponents	61	2660	43.6	61	2	17	11	15	1

KICKOFFS

Player	No.	Yds	Avg	TB	OB	Retn	Net	YdLn
Hintze, Zach	57	3665	64.3	46	0			
Total	57	3665	64.3	46	0	176	41.0	23
Opponents	27	1588	58.8	8	1	321	39.5	25

PUNT RETURNS

Player	No.	Yds	Avg	TD	Long
Dunn, Jack	20	180	9.0	0	41
Davis, Danny	4	37	9.2	0	21
Cruickshank, Aron	2	14	7.0	0	13
Total	26	231	8.9	0	41
Opponents	13	99	7.6	0	23

KICKOFF RETURNS

Player	No.	Yds	Avg	TD	Long
Cruickshank, Aron	12	293	24.4	0	44
Pryor, Kendric	1	0	0.0	0	0
Watson, Nakia	1	28	28.0	0	28
Total	14	321	22.9	0	44
Opponents	10	176	17.6	0	23

INTERCEPTIONS

Player	No.	Yds	Avg	TD	Long
Burrell, Eric	2	13	6.5	0	16
Wilder, Collin	1	0	0.0	0	0
Baun, Zack	1	34	34.0	1	34
Sanborn, Jack	1	39	39.0	0	39
Wildgoose, Rachad	1	11	11.0	0	11
Torchio, John	1	9	9.0	0	9
Burks, Noah	1	68	68.0	1	68
Total	8	174	21.8	2	68
Opponents	3	0	0.0	0	0

FUMBLE RETURNS

Player	No.	Yds	Avg	TD	Long
Chenal, Leo	1	14	14.0	0	14
Henningsen, Matt	1	16	16.0	2	16
Burrell, Eric	1	9	9.0	0	9
Total	3	39	13.0	2	16
Opponents	3	44	14.7	0	31

ALL PURPOSE

Player	G	Rush	Rec	PR	KOR	IR	Tot	Avg/G
Taylor, Jonathan	9	1259	151	0	0	0	1410	156.7
Cephus, Quintez	9	0	504	0	0	0	504	56.0
Cruickshank, Aron	9	62	29	14	293	0	398	44.2
Watson, Nakia	9	279	6	0	28	0	313	34.8
Groshek, Garrett	9	111	163	0	0	0	274	30.4
Davis, Danny	9	38	195	37	0	0	270	30.0
Ferguson, Jake	9	0	266	0	0	0	266	29.6
Pryor, Kendric	9	74	175	0	0	0	249	27.7
Taylor, A.J.	9	24	192	0	0	0	216	24.0
Dunn, Jack	9	3	23	180	0	0	206	22.9
Shaw, Bradrick	7	90	0	0	0	0	90	12.9
Chenal, John	9	62	15	0	0	0	77	8.6
Burks, Noah	9	0	0	0	0	68	68	7.6
Sanborn, Jack	9	0	0	0	0	39	39	4.3
Baun, Zack	9	0	0	0	0	34	34	3.8
Schipper, Brady	6	25	0	0	0	0	25	4.2
Stokke, Mason	7	23	0	0	0	0	23	3.3
Krumholz, Adam	9	0	20	0	0	0	20	2.2
Burrell, Eric	9	0	0	0	0	13	13	1.4
Wildgoose, Rachad	9	0	0	0	0	11	11	1.2
Torchio, John	6	0	0	0	0	9	9	1.5
Wolf, Chase	3	9	0	0	0	0	9	3.0
Mertz, Graham	2	6	0	0	0	0	6	3.0
TEAM	7	-10	0	0	0	0	-10	-1.4
Coan, Jack	9	-24	0	0	0	0	-24	-2.7
Total	9	2031	1739	231	321	174	4496	499.6
Opponents	9	760	1323	99	176	0	2358	262.0

GAME-BY-GAME PASSING

JACK COAN

Game	Att	Comp	Int	Pct	Yards	TD	Long	Sack	Yds	Effic
at South Florida*	26	19	0	73.1	201	2	36	3	20	163.4
Central Michigan*	33	26	0	78.8	363	3	46	1	6	201.2
Michigan*	16	13	0	81.2	128	0	26	1	11	148.4
Northwestern*	24	15	1	62.5	113	0	19	1	6	93.7
Kent State*	15	12	0	80.0	134	2	33	0	0	199.0
Michigan State*	21	18	0	85.7	180	1	27	1	7	173.4
at Illinois*	32	24	1	75.0	264	1	35	2	12	148.4
at Ohio State*	17	10	0	58.8	108	1	35	5	30	131.6
Iowa*	25	16	1	64.0	173	2	52	1	5	140.5
at Nebraska										
Purdue										
at Minnesota										
TOTAL	209	153	3	73.2	1664	12	52	15	97	156.2

GRAHAM MERTZ

Game	Att	Comp	Int	Pct	Yards	TD	Long	Sack	Yds	Effic
at South Florida	--	--	--	--	--	--	--	--	--	--
Central Michigan	5	4	0	80.0	35	0	19	0	0	138.8
Michigan	--	--	--	--	--	--	--	--	--	--
Northwestern	--	--	--	--	--	--	--	--	--	--
Kent State	5	5	0	100.0	38	0	14	1	4	163.8
Michigan State	--	--	--	--	--	--	--	--	--	--
at Illinois	--	--	--	--	--	--	--	--	--	--
at Ohio State	--	--	--	--	--	--	--	--	--	--
Iowa	--	--	--	--	--	--	--	--	--	--
at Nebraska										
Purdue										
at Minnesota										
TOTAL	10	9	0	90.0	73	0	19	1	4	151.3

CHASE WOLF

Game	Att	Comp	Int	Pct	Yards	TD	Long	Sack	Yds	Effic
at South Florida	0	0	0	0.0	0	0	0	0	0	0.0
Central Michigan	1	1	0	100.0	2	0	2	0	0	116.8
Michigan	--	--	--	--	--	--	--	--	--	--
Northwestern	--	--	--	--	--	--	--	--	--	--
Kent State	--	--	--	--	--	--	--	--	--	--
Michigan State	0	0	0	0.0	0	0	0	0	0	0.0
at Illinois	--	--	--	--	--	--	--	--	--	--
at Ohio State	--	--	--	--	--	--	--	--	--	--
Iowa	--	--	--	--	--	--	--	--	--	--
at Nebraska										
Purdue										
at Minnesota										
TOTAL	1	1	0	100.0	2	0	2	0	0	116.8

GAME-BY-GAME RUSHING

Player	No-Yds/TD	USF	CMU	MICH	NU	KENT	MSU	ILL	OSU	IOWA	NEB	PUR	MINN
Taylor, Jonathan	208-1259/15	16-135/2	19-102/3	23-203/2	26-119/1	19-186/4	26-80/2	28-132/1	20-52/0	31-250/0			
Watson, Nakia	61-279/2	14-80/1	8-29/1	13-31/0	1-1/0	12-63/0	5-34/0	2-9/0	-	6-32/0			
Groshek, Garrett	24-111/1	2-11/0	7-36/1	4-40/0	2-6/0	2-7/0	2-7/0	4-3/0	1-1/0	-			
Shaw, Bradrick	12-90/1	2-15/1	-	3-53/0	-	3-10/0	3-6/0	DNP	1-6/0	DNP			
Pryor, Kendrick	3-74/1	-	-	-	-	1-6/0	1-66/1	-	1-2/0	-			
Cruikshank, Aron	6-62/0	-	-	-	-	2-6/0	2-28/0	-	2-28/0	-			
Chenal, John	17-62/1	1-2/0	3-11/0	2-5/1	-	4-24/0	4-17/0	3-3/0	-	-			
Davis, Danny	3-38/1	-	1-8/0	-	-	-	-	1-13/0	-	1-17/1			
Schipper, Brady	8-25/0	DNP	1-0/0	1-4/0	-	6-21/0	DNP	DNP	-	-			
Taylor, A.J.	3-24/0	1-5/0	-	1-11/0	-	-	-	1-8/0	-	-			
Stokke, Mason	6-23/0	-	1-4/0	1-2/0	1-5/0	2-9/0	DNP	DNP	-	1-3/0			
Wolf, Chase	1-9/0	-	1-9/0	DNP	DNP	DNP	-	DNP	DNP	DNP			
Mertz, Graham	2-6/0	DNP	-	DNP	DNP	2-6/0	DNP	DNP	DNP	DNP			
Dunn, Jack	1-3/1	-	-	-	-	1-3/1	-	-	-	-			
TEAM	9--10/0	-	-	2--2/0	3--3/0	DNP	1--1/0	1--2/0	DNP	2--2/0			
Coan, Jack	39--24/2	7--14/0	2-0/0	7-12/2	3-2/0	1-7/0	2--15/0	3--10/0	9--6/0	5-0/0			

GAME-BY-GAME RECEIVING

Player	No-Yds/TD	USF	CMU	MICH	NU	KENT	MSU	ILL	OSU	IOWA	NEB	PUR	MINN
Cephus, Quintez	32-504/4	3-39/0	6-130/2	2-36/0	3-30/0	3-28/0	2-28/1	5-62/0	3-57/0	5-94/1			
Ferguson, Jake	23-266/2	3-22/0	3-49/0	3-28/0	1-2/0	1-2/1	4-62/0	5-77/1	1-5/0	2-19/0			
Davis, Danny	25-195/1	2-19/0	4-46/0	2-8/0	3-24/0	-	4-33/0	5-38/0	1-8/0	4-19/1			
Taylor, A.J.	19-192/1	1-9/0	7-78/0	3-13/0	1-11/0	2-27/0	1-10/0	1-10/0	2-29/1	1-5/0			
Pryor, Kendric	11-175/0	4-40/0	2-32/0	-	-	1-33/0	1-18/0	1-35/0	1-5/0	1-12/0			
Groshek, Garrett	21-163/0	2-13/0	1-11/0	2-38/0	4-31/0	1-9/0	2-6/0	6-40/0	1--1/0	2-16/0			
Taylor, Jonathan	18-151/4	2-48/2	3-17/1	1-5/0	3-15/0	3-29/1	3-22/0	1-2/0	1-5/0	1-8/0			
Cruikshank, Aron	3-29/0	-	1-19/0	-	-	2-10/0	-	-	-	-			
Dunn, Jack	4-23/0	1--1/0	2-16/0	-	-	1-8/0	-	-	-	-			
Krumholz, Adam	2-20/0	-	-	-	-	2-20/0	-	-	-	-			
Chenal, John	3-15/0	1-12/0	1-2/0	-	-	-	1-1/0	-	-	-			
Watson, Nakia	2-6/0	-	1-0/0	-	-	1-6/0	-	-	-	-			

DEFENSIVE STATISTICS

Player	GP	Solo	Ast	Total	TFL-Yds	Sack-Yards	Int-Yds	PBU	QBH	FR-Yds	FF	Blocks	Saf
Sanborn, Jack	9	32	19	51	6.5-31	3.5-19	1-39	2	2	1-0	1	.	.
Orr, Chris	9	26	24	50	10.0-72	9.0-70	.	3	6	1-0	2	.	.
Baun, Zack	9	33	13	46	12.0-55	7.5-45	1-34	.	8	.	2	.	.
Burrell, Eric	9	19	10	29	1.5-18	1.0-16	2-13	2	.	2-9	1	.	.
Burks, Noah	9	15	9	24	5.5-24	1.5-10	1-68	2
Pearson, Reggie	9	18	6	24	2.5-12	.	.	4	.	.	2	.	.
Henningsen, Matt	9	10	8	18	4.0-26	3.0-25	.	2	2	2-16	.	.	.
Williams, Caesar	9	17	.	17	4.0-12	.	.	4	.	.	1	.	.
Maskalunas, Mike	9	13	1	14	.	.	.	2	.	1-0	.	.	.
Chenal, Leo	6	12	2	14	2.0-4	1.0-3	.	.	1	1-14	.	.	.
Wilder, Collin	9	9	4	13	2.5-13	1.0-9	1-0	5
Hicks, Faion	9	11	2	13	.	.	.	1
Rand, Garrett	8	7	6	13	1.0-1	.	.	.	1
Wildgoose, Rachad	9	10	2	12	2.0-3	.	1-11	3
Loudermilk, Isaiahhh	9	6	4	10	3.5-13	1.5-10	.	5	2	.	1	.	.
Harrell, Deron	7	7	2	9	.	.	.	4
Benton, Keanu	8	7	2	9	3.0-11	1.0-7	.	.	2
Williams, Bryson	6	2	4	6
Krumholz, Adam	9	5	1	6
Green-May, Izayah	7	3	2	5	1.0-6	1.0-6
Smith, Alexander	9	4	.	4	.	.	.	1	.	.	.	1	.
Nelson, Scott	1	2	2	4	.	.	.	1
Cone, Madison	6	4	.	4
Mais, Tyler	9	3	.	3
Hintze, Zach	9	3	.	3
Johnson, Tyler	9	1	2	3
Burton, Donte	8	2	.	2	.	.	.	2
Watson, Nakia	9	1	1	2
Melvin, Semar	2	1	1	2
Torchio, John	6	2	.	2	.	.	1-9	1
Groshek, Garrett	9	1	1	2
Wiltjer, Travis	6	1	.	1
Franklin, Jaylan	9	1	.	1	1.0-8	1.0-8
Lotti, Anthony	8	1	.	1
Volpentesta, Cristian	6	1	.	1
Abbott, A.J.	7	1	.	1
Biadasz, Tyler	9	1	.	1
Chenal, John	9	1	.	1	1	.	.
Taylor, A.J.	9	1	.	1
TEAM	7	1
Pfaff, David	8	1
Total	9	294	128	422	62-309	33-243	8-174	44	25	8-39	11	1	1
Opponents	9	409	271	680	42-155	17-102	3-0	11	7	9-44	11	.	.

SPECIAL TEAMS TACKLES

Player	Total	Kickoff	Punt	Player	Total	Kickoff	Punt
Krumholz, Adam	5	0	5	Burks, Noah	1	0	1
Hintze, Zach	3	3	0	Johnson, Tyler	1	0	1
Baun, Zack	2	0	2	Lotti, Anthony	1	0	1
Groshek, Garrett	2	0	2	Sanborn, Jack	1	0	1
Mais, Tyler	2	2	0	Smith, Alexander	1	1	0
Watson, Nakia	2	0	2	Volpentesta, Cristian	1	1	0
Abbott, A.J.	1	1	0.	TOTALS	23	8	15

GAME-BY-GAME TACKLES

Player	UA-A	TOT	USF	CMU	MICH	NU	KENT	MSU	ILL	OSU	IOWA	NEB	PUR	MINN
Sanborn, Jack	32-19	51	2-3	0-1	5-2	7-6	2-0	3-2	4-3	4-2	5-0			
Orr, Chris	26-24	50	2-3	2-1	1-0	5-4	3-2	4-2	3-6	2-4	4-2			
Baun, Zack	33-13	46	3-0	3-0	4-3	2-5	3-0	2-1	2-2	8-2	6-0			
Burrell, Eric	19-10	29	1-0	2-0	2-0	3-1	1-1	1-0	3-3	6-5	-			
Pearson, Reggie	18-6	24	1-0	-	2-1	1-0	3-0	3-1	4-1	3-2	1-1			
Burks, Noah	15-9	24	-	2-0	1-1	2-2	1-0	2-0	0-2	4-4	3-0			
Henningesen, Matt	10-8	18	2-1	0-1	1-1	3-0	-	-	1-2	2-3	1-0			
Williams, Caesar	17-0	17	-	1-0	1-0	3-0	1-0	3-0	1-0	4-0	3-0			
Maskalunas, Mike	13-1	14	5-1	4-0	-	1-0	3-0	-	-	-	-			
Chenal, Leo	12-2	14	3-2	4-0	-	DNP	3-0	DNP	DNP	1-0	1-0			
Wilder, Collin	9-4	13	-	2-1	1-1	4-1	-	-	-	-	2-1			
Hicks, Faion	11-2	13	1-0	-	2-1	1-0	5-0	-	1-0	1-1	-			
Rand, Garrett	7-6	13	-	1-1	0-1	1-1	-	1-0	3-3	DNP	1-0			
Wildgoose, Rachad	10-2	12	2-0	-	-	3-0	2-1	-	2-0	1-1	-			
Loudermilk, Isaiiah	6-4	10	1-0	-	-	2-0	1-0	1-0	0-3	0-1	1-0			
Benton, Keeanu	7-2	9	2-0	1-0	0-1	-	-	-	DNP	2-1	2-0			
Harrell, Deron	7-2	9	-	1-1	3-0	3-1	-	-	DNP	DNP	-			
Krumholz, Adam	5-1	6	-	-	2-0	1-1	-	1-0	1-0	-	-			
Williams, Bryson	2-4	6	1-0	DNP	DNP	DNP	-	-	1-3	0-1	-			
Green-May, Izayah	3-2	5	1-0	DNP	-	-	2-2	-	DNP	-	-			
Nelson, Scott	2-2	4	2-2	DNP	DNP	DNP	DNP	DNP	DNP	DNP	DNP			
Cone, Madison	4-0	4	1-0	1-0	-	DNP	DNP	DNP	-	-	2-0			
Smith, Alexander	4-0	4	-	-	-	1-0	2-0	1-0	-	-	-			
Mais, Tyler	3-0	3	-	1-0	-	-	1-0	-	-	-	1-0			
Johnson, Tyler	1-2	3	0-1	-	1-0	0-1	-	-	-	-	-			
Hintze, Zach	3-0	3	1-0	1-0	-	-	-	1-0	-	-	-			
Groshek, Garrett	1-1	2	0-1	-	-	-	-	1-0	-	-	-			
Burton, Donte	2-0	2	-	1-0	-	-	1-0	-	-	-	DNP			
Watson, Nakia	1-1	2	-	-	1-0	0-1	-	-	-	-	-			
Torchio, John	2-0	2	-	-	-	1-0	-	1-0	DNP	DNP	DNP			
Melvin, Semar	1-1	2	1-0	DNP	DNP	DNP	DNP	DNP	DNP	0-1	DNP			
Franklin, Jaylan	1-0	1	1-0	-	-	-	-	-	-	-	-			
Volpentesta, Crisitan	1-0	1	1-0	-	DNP	-	-	-	-	DNP	DNP			
Biadasz, Tyler	1-0	1	-	-	-	-	-	-	-	1-0	-			
Taylor, A.J.	1-0	1	-	-	-	-	-	-	1-0	-	-			
Lotti, Anthony	1-0	1	-	-	-	-	DNP	-	-	1-0	-			
Wiltjer, Travis	1-0	1	DNP	-	-	-	-	1-0	DNP	-	DNP			
Abbott, A.J.	1-0	1	DNP	-	-	-	1-0	-	-	-	DNP			
Chenal, John	1-0	1	1-0	-	-	-	-	-	-	-	-			

GAME-BY-GAME TACKLES FOR LOSS

Player	UA-A	TOT	USF	CMU	MICH	NU	KENT	MSU	ILL	OSU	IOWA	NEB	PUR	MINN
Baun, Zack	11-2	12.0	1.0-8	2.0-8	2.0-10	1.5-3	3.0-15	1.0-3	0.5-3	1.0-5	-			
Orr, Chris	10-0	10.0	-	-	-	2.0-15	2.0-7	1.0-8	3.0-32	1.0-8	1.0-2			
Sanborn, Jack	6-1	6.5	-	-	2.0-17	1.0-1	2.0-7	1.0-2	0.5-4	-	-			
Burks, Noah	4-3	5.5	-	1.0-6	0.5-1	1.0-2	-	-	0.5-3	2.5-12	-			
Williams, Caesa	4-0	4.0	-	-	-	1.0-1	1.0-3	1.0-5	-	-	1.0-3			
Henningesen, Matt	4-0	4.0	1.0-8	-	1.0-1	1.0-9	-	-	-	-	1.0-8			
Loudermilk, Isaiiah	3-1	3.5	-	-	-	2.0-3	-	1.0-4	-	0.5-6	-			
Benton, Keeanu	3-0	3.0	1.0-3	1.0-1	-	-	-	-	DNP	1.0-7	-			
Wilder, Collin	2-1	2.5	-	1.0-3	-	1.5-10	-	-	-	-	-			
Pearson, Reggie	2-1	2.5	-	-	0.5-2	-	-	-	2.0-10	-	-			
Wildgoose, Rachad	2-0	2.0	-	-	-	2.0-3	-	-	-	-	-			
Chenal, Leo	2-0	2.0	-	-	-	DNP	1.0-3	DNP	DNP	-	1.0-1			
Burrell, Eric	1-1	1.5	-	-	-	1.0-16	-	-	0.5-2	-	-			
Franklin, Jaylan	1-0	1.0	1.0-8	-	-	-	-	-	-	-	-			
Rand, Garrett	1-0	1.0	-	-	-	-	-	-	-	DNP	1.0-1			
Green-May, Izayah	1-0	1.0	1.0-6	DNP	-	-	-	-	DNP	-	-			

GAME-BY-GAME SACKS

Player	UA-A	TOT	USF	CMU	MICH	NU	KENT	MSU	ILL	OSU	IOWA	NEB	PUR	MINN
Orr, Chris	9-0	9.0	-	-	-	2.0-15	2.0-7	1.0-8	3.0-32	1.0-8	-			
Baun, Zack	7-1	7.5	1.0-8	1.0-7	1.0-7	-	3.0-15	-	0.5-3	1.0-5	-			
Sanborn, Jack	3-1	3.5	-	-	1.0-8	-	2.0-7	-	0.5-4	-	-			
Henningsen, Matt	3-0	3.0	1.0-8	-	-	1.0-9	-	-	-	-	1.0-8			
Burks, Noah	1-1	1.5	-	-	-	-	-	-	-	1.5-10	-			
Loudermilk, Isaiahh	1-1	1.5	-	-	-	-	-	1.0-4	-	0.5-6	-			
Burrell, Eric	1-0	1.0	-	-	-	1.0-16	-	-	-	-	-			
Benton, Keanu	1-0	1.0	-	-	-	-	-	-	DNP	1.0-7	-			
Green-May, Izayah	1-0	1.0	1.0-6	DNP	-	-	-	-	DNP	-	-			
Franklin, Jaylan	1-0	1.0	1.0-8	-	-	-	-	-	-	-	-			
Wilder, Collin	1-0	1.0	-	-	-	1.0-9	-	-	-	-	-			
Chenal, Leo	1-0	1.0	-	-	-	DNP	1.0-3	DNP	DNP	-	-			

GAME-BY-GAME INTERCEPTIONS

Player	No-Yds	USF	CMU	MICH	NU	KENT	MSU	ILL	OSU	IOWA	NEB	PUR	MINN
Burrell, Eric	2-13	1-16	-	1--3	-	-	-	-	-	-			
Burks, Noah	1-68	-	-	-	1-68	-	-	-	-	-			
Baun, Zack	1-34	-	-	-	-	-	1-34	-	-	-			
Sanborn, Jack	1-39	-	1-39	-	-	-	-	-	-	-			
Torchio, John	1-9	-	-	1-9	-	-	-	DNP	DNP	DNP			
Wildgoose, Rachad	1-11	-	-	-	-	-	1-11	-	-	-			
Wilder, Collin	1-0	1-0	-	-	-	-	-	-	-	-			

GAME-BY-GAME FUMBLE RETURNS

Player	No-Yds	USF	CMU	MICH	NU	KENT	MSU	ILL	OSU	IOWA	NEB	PUR	MINN
Henningsen, Matt	1-16	1-16	-	-	-	-	-	-	-	-			
Chenal, Leo	1-14	-	-	-	DNP	1-14	DNP	DNP	-	-			
Burrell, Eric	1-9	-	-	-	-	-	-	1-9	-	-			

GAME-BY-GAME PUNT RETURNS

Player	No-Yds	USF	CMU	MICH	NU	KENT	MSU	ILL	OSU	IOWA	NEB	PUR	MINN
Dunn, Jack	20-180	4-62	5-51	4-39	3-3	3-20	1-5	-	-	-			
Davis, Danny	4-37	-	-	-	-	-	2-4	2-33	-	-			
Cruikshank, Aron	2-14	-	2-14	-	-	-	-	-	-	-			

GAME-BY-GAME KICK RETURNS

Player	No-Yds	USF	CMU	MICH	NU	KENT	MSU	ILL	OSU	IOWA	NEB	PUR	MINN
Cruikshank, Aron	12-293	1-23	-	1-11	2-69	-	1-38	-	4-83	3-69			
Watson, Nakia	1-28	-	-	-	-	1-28	-	-	-	-			
Pryor, Kendric	1-0	-	-	-	1-0	-	-	-	-	-			

GAME-BY-GAME STARTERS

OFFENSE	QB	RB	FB	WR	WR	WR/TE	TE	LT	LG	C	RG	RT
USF	Coan	J. Taylor	J. Chenal	Pryor	A. Taylor	--	Ferguson	Van Lanen	Erdmann	Biadasz	Seltzner	Bruss
CMU	Coan	J. Taylor	Stokke	Pryor	A. Taylor	--	Ferguson	Van Lanen	Lyles	Biadasz	Erdmann	Moorman
MICH	Coan	J. Taylor	--	Pryor	A. Taylor	Davis	Ferguson	Van Lanen	Erdmann	Biadasz	Seltzner	Bruss
NU	Coan	J. Taylor	--	Pryor	A. Taylor	Davis	Ferguson	Van Lanen	Lyles	Biadasz	Erdmann	Bruss
KENT	Coan	J. Taylor	Stokke	Pryor	A. Taylor	--	Ferguson	Van Lanen	Erdmann	Biadasz	Seltzner	Bruss
MSU	Coan	J. Taylor	J. Chenal	Pryor	A. Taylor	--	Ferguson	Van Lanen	Lyles	Biadasz	Seltzner	Bruss
ILL	Coan	J. Taylor	--	Pryor	A. Taylor	Sampson	Ferguson	Van Lanen	Moorman	Biadasz	Bruss	Beach
OSU	Coan	J. Taylor	J. Chenal	Pryor	A. Taylor	--	Ferguson	Van Lanen	Moorman	Biadasz	Erdmann	Bruss
IOWA	Coan	J. Taylor	Stokke	Pryor	A. Taylor	Cephus	Ferguson	Van Lanen	Moorman	Biadasz	Erdmann	Bruss
NEB												
PUR												
MINN												

DEFENSE	DE	NT	DE	OLB	ILB	ILB	OLB	CB	S	S	CB	DB
USF	Rand	--	Loudermilk	Baun	Orr	Sanborn	Green-May	Hicks	Burrell	Nelson	Harrell	Pearson
CMU	Rand	Benton	Loudermilk	Baun	Orr	Sanborn	Burks	Hicks	Burrell	Pearson	Harrell	--
MICH	Rand	Benton	Loudermilk	Baun	Orr	Sanborn	Burks	Hicks	Burrell	Pearson	Wildgoose	--
NU	Henningsen	--	Loudermilk	Baun	Orr	Sanborn	Burks	Hicks	Torchio	Wilder	Harrell	Wildgoose
KENT	Henningsen	--	Loudermilk	Baun	Orr	Sanborn	Burks	Hicks	Burrell	Pearson	Harrell	Wildgoose
MSU	Henningsen	Benton	Loudermilk	Baun	Orr	Sanborn	Burks	Burton	Burrell	Pearson	Wildgoose	--
ILL	Rand	--	Loudermilk	Baun	Orr	Sanborn	Burks	Hicks	Burrell	Pearson	Burton	Wildgoose
OSU	Henningsen	Benton	Loudermilk	Baun	Orr	Sanborn	Burks	Hicks	Burrell	Pearson	C. Williams	--
IOWA	Henningsen	Benton	Loudermilk	Baun	Orr	Sanborn	Burks	--	Burrell	Pearson	C. Williams	Wilder
NEB												
PUR												
MINN												

PARTICIPATION

#	Player	GP/GS	USF	CMU	MICH	NU	KENT	MSU	ILL	OSU	IOWA	NEB	PUR	MINN
89	Abbott, A.J.	7/-	...	XXX	XXX	XXX	XXX	XXX	XXX	XXX	...			
90	Allen, Connor	9/-	XXX	XXX	XXX	XXX	XXX	XXX	XXX	XXX	XXX			
56	Baun, Zack	9/9	START	START	START	START	START	START	START	START	START			
51	Bay, Adam	9/-	XXX	XXX	XXX	XXX	XXX	XXX	XXX	XXX	XXX			
65	Beach, Tyler	9/1	XXX	XXX	XXX	XXX	XXX	XXX	START	XXX	XXX			
49	Bell, Christian	3/-	XXX	XXX	XXX			
95	Benton, Keeanu	8/5	XXX	START	START	XXX	XXX	START	...	START	START			
61	Biadasz, Tyler	9/9	START	START	START	START	START	START	START	START	START			
60	Bruss, Logan	8/8	START	...	START	START	START	START	START	START	START			
41	Burks, Noah	9/8	XXX	START	START	START	START	START	START	START	START			
25	Burrell, Eric	9/8	START	START	START	XXX	START	START	START	START	START			
17	Burton, Donte	8/2	XXX	XXX	XXX	XXX	XXX	START	START	XXX	...			
87	Cephus, Quintez	9/1	XXX	XXX	XXX	XXX	XXX	XXX	XXX	XXX	START			
44	Chenal, John	9/3	START	XXX	XXX	XXX	XXX	START	XXX	START	XXX			
45	Chenal, Leo	6/-	XXX	XXX	XXX	...	XXX	XXX	XXX			
17	Coan, Jack	9/9	START	START	START	START	START	START	START	START	START			
31	Cone, Madison	6/-	XXX	XXX	XXX	XXX	XXX	XXX			
1	Cruikshank, Aron	9/-	XXX	XXX	XXX	XXX	XXX	XXX	XXX	XXX	XXX			
47	Cundiff, Clay	1/-	...	XXX			
10	Currens, Seth	6/-	XXX	XXX	XXX	XXX	XXX	XXX			
6	Davis, Danny	9/2	XXX	XXX	START	START	XXX	XXX	XXX	XXX	XXX			
94	Dietzen, Boyd	9/-	XXX	XXX	XXX	XXX	XXX	XXX	XXX	XXX	XXX			
16	Dunn, Jack	9/-	XXX	XXX	XXX	XXX	XXX	XXX	XXX	XXX	XXX			
28	Easterling, Quan	1/-	XXX			
78	Erdmann, Jason	8/7	START	START	START	START	START	XXX	...	START	START			
41	Eschenbach, Jack	4/-	XXX	XXX	XXX	XXX			
84	Ferguson, Jake	9/9	START	START	START	START	START	START	START	START	START			
42	Franklin, Jaylan	9/-	XXX	XXX	XXX	XXX	XXX	XXX	XXX	XXX	XXX			
74	Furtney, Michael	9/-	XXX	XXX	XXX	XXX	XXX	XXX	XXX	XXX	XXX			
98	Goetz, C.J.	9/-	XXX	XXX	XXX	XXX	XXX	XXX	XXX	XXX	XXX			
50	Green-May, Izayah	7/1	START	...	XXX	XXX	XXX	XXX	...	XXX	XXX			
37	Groshek, Garrett	9/-	XXX	XXX	XXX	XXX	XXX	XXX	XXX	XXX	XXX			
20	Guerendo, Isaac	1/-	XXX			
8	Harrell, Deron	7/4	START	START	XXX	START	START	XXX	XXX			
92	Henningsen, Matt	9/5	XXX	XXX	XXX	START	START	START	XXX	START	START			
1	Hicks, Faion	9/7	START	START	START	START	START	XXX	START	START	XXX			
39	Hintze, Zach	9/-	XXX	XXX	XXX	XXX	XXX	XXX	XXX	XXX	XXX			
59	Johnson, Tyler	9/-	XXX	XXX	XXX	XXX	XXX	XXX	XXX	XXX	XXX			
36	Knaak, Kobe	2/-	...	XXX	XXX			
24	Krumholz, Adam	9/-	XXX	XXX	XXX	XXX	XXX	XXX	XXX	XXX	XXX			

#	Player	GP/GS	USF	CMU	MICH	NU	KENT	MSU	ILL	OSU	IOWA	NEB	PUR	MINN
19	Larsh, Collin	9/-	XXX	XXX	XXX	XXX	XXX	XXX	XXX	XXX	XXX			
15	Lotti, Anthony	8/-	XXX	XXX	XXX	XXX	...	XXX	XXX	XXX	XXX			
97	Loudermilk, Isaihhh	9/9	START	START	START	START	START	START	START	START	START			
76	Lyles, Kayden	9/3	XXX	START	XXX	START	XXX	START	XXX	XXX	XXX			
59	Lyons, Andrew	1/-	XXX			
30	Mais, Tyler	9/-	XXX	XXX	XXX	XXX	XXX	XXX	XXX	XXX	XXX			
58	Maskalunas, Mike	9/-	XXX	XXX	XXX	XXX	XXX	XXX	XXX	XXX	XXX			
20	Melvin, Semar	2/-	XXX	XXX	...			
5	Mertz, Graham	2/-	...	XXX	XXX			
68	Moorman, David	9/4	XXX	START	XXX	XXX	XXX	XXX	START	START	START			
99	Mullens, Isaiiah	8/-	XXX	XXX	XXX	XXX	XXX	XXX	XXX	...	XXX			
81	Mustapha, Taj	1/-	...	XXX			
9	Nelson, Scott	1/1	START			
54	Orr, Chris	9/9	START	START	START	START	START	START	START	START	START			
2	Pearson, Reggie	9/8	START	START	START	XXX	START	START	START	START	START			
82	Perry, Emmet	1/-	XXX			
52	Pfaff, David	8/-	XXX	XXX	XXX	XXX	XXX	XXX	...	XXX	XXX			
3	Pryor, Kendric	9/9	START	START	START	START	START	START	START	START	START			
93	Rand, Garrett	8/4	START	START	START	XXX	XXX	XXX	START	...	XXX			
67	Roberge, Gunnar	6/-	XXX	XXX	...	XXX	XXX	XXX	XXX			
85	Sampson, Cormac	8/1	...	XXX	XXX	XXX	XXX	XXX	START	XXX	XXX			
57	Sanborn, Jack	9/9	START	START	START	START	START	START	START	START	START			
29	Schipper, Brady	6/-	...	XXX	XXX	XXX	XXX	XXX	XXX			
70	Seltzner, Josh	9/4	START	XXX	START	XXX	START	START	XXX	XXX	XXX			
7	Shaw, Bradrick	7/-	XXX	XXX	XXX	XXX	XXX	XXX	...	XXX	...			
11	Smith, Alexander	9/-	XXX	XXX	XXX	XXX	XXX	XXX	XXX	XXX	XXX			
77	Smithback, Blake	3/-	XXX	XXX	...	XXX	...			
34	Stokke, Mason	7/2	XXX	START	XXX	XXX	START	XXX	XXX			
32	Strey, Marty	1/-	XXX			
4	Taylor, A.J.	9/9	START	START	START	START	START	START	START	START	START			
23	Taylor, Jonathan	9/9	START	START	START	START	START	START	START	START	START			
1T	Torchio, John	6/1	XXX	XXX	XXX	START	XXX	XXX			
71	Van Lanen, Cole	9/9	START	START	START	START	START	START	START	START	START			
27	Volpentesta, Cristian	6/-	XXX	XXX	...	XXX	XXX	XXX	XXX			
69	Vopal, Aaron	5/-	...	XXX	XXX	...	XXX	XXX	XXX			
14	Watson, Nakia	9/-	XXX	XXX	XXX	XXX	XXX	XXX	XXX	XXX	XXX			
18	Wilder, Collin	9/2	XXX	XXX	XXX	START	XXX	XXX	XXX	XXX	START			
5	Wildgoose, Rachad	9/5	XXX	XXX	START	START	START	START	START	XXX	XXX			
91	Williams, Bryson	6/-	XXX	XXX	XXX	XXX	XXX	XXX			
21	Williams, Caesar	9/2	XXX	XXX	XXX	XXX	XXX	XXX	XXX	START	START			
48	Wiltjer, Travis	6/-	...	XXX	XXX	XXX	XXX	XXX	...	XXX	...			
2	Wolf, Chase	3/-	XXX	XXX	XXX			

CAREER GAMES PLAYED/STARTED

Player	'15	'16	'17	'18	'19	Total
WR A.J. Abbott	--	--	--	--	7/0	7/0
P Connor Allen	--	14/0	14/0	13/0	9/0	50/0
OLB Zack Baun	--	12/0	--	13/13	9/9	34/22
LS Adam Bay	--	--	14/0	13/0	9/0	36/0
OL Tyler Beach	--	--	--	13/0	9/1	22/1
OLB Christian Bell	--	--	8/0	9/0	3/0	20/0
NT Keanu Benton	--	--	--	--	8/5	8/5
TE Luke Benzschawel	--	--	5/0	10/4	--	15/4
OL Tyler Biazasz	--	--	14/14	13/13	9/9	36/36
CB Travian Blaylock	--	--	--	4/0	--	4/0
OL Logan Bruss	--	--	--	13/6	8/8	21/14
OLB Noah Burks	--	--	8/0	13/0	9/8	30/8
S Eric Burrell	--	--	14/0	13/6	9/8	36/14
CB Donte Burton	--	--	--	4/0	8/2	12/2
WR Quintez Cephus	--	14/5	9/8	--	9/1	32/14
FB John Chenal	--	--	--	8/0	9/3	17/3
ILB Leo Chenal	--	--	--	--	6/0	6/0
QB Jack Coan	--	--	6/0	5/4	9/9	20/13
CB Madison Cone	--	--	9/0	12/2	6/0	27/2
WR Aron Cruickshank	--	--	--	13/0	9/0	22/0
TE Clay Cundiff	--	--	--	--	1/0	1/0
TE Seth Currens	--	--	14/0	13/0	6/0	33/0
WR Danny Davis	--	--	12/3	11/6	9/2	32/11
DE Boyd Dietzen	--	--	--	--	8/0	8/0
WR Jack Dunn	--	--	8/0	13/0	9/0	30/0
FB Quan Easterling	--	--	--	--	1/0	1/0
OL Jason Erdmann	--	13/0	14/0	13/1	8/7	48/8
TE Jack Eschenbach	--	--	--	--	4/0	4/0
TE Jake Ferguson	--	--	--	13/2	9/9	22/11

Player	'15	'16	'17	'18	'19	Total	
OLB Jaylan Franklin	--	--	--	--	9/0	9/0	
RB Garrett Furney	--	--	--	--	9/0	9/0	
OLB C.J. Goetz	--	--	--	--	9/0	9/0	
WR Cade Green	--	--	--	1/0	--	1/0	
OLB Izayah Green-May	--	--	--	6/0	7/1	13/1	
RB Garrett Groshek	--	--	14/0	13/0	9/0	36/0	
RB Isaac Guerendo	--	--	--	3/0	1/0	4/0	
CB Deron Harrell	--	--	--	10/5	7/4	17/9	
DE Matt Henningsen	--	--	--	13/10	9/5	22/15	
CB Faion Hicks	--	--	--	12/11	9/7	21/18	
K Zach Hintze	--	--	13/0	13/0	9/0	35/0	
OLB Tyler Johnson	--	7/0	14/0	10/2	9/0	40/2	
CB Kobe Knaak	--	--	--	--	2/0	2/0	
WR Adam Krumholz	--	--	--	6/0	11/1	9/0	26/1
K Colin Larsh	--	--	--	--	9/0	9/0	
TE Gabe Lloyd	--	--	--	8/0	13/0	--	21/0
P Anthony Lotti	--	12/0	14/0	8/0	8/0	42/0	
DE Isaihhh Loudermilk	--	--	11/0	9/6	9/9	29/15	
OL Kayden Lyles	--	--	--	12/7	9/3	21/10	
OL Andrew Lyons	--	--	--	--	1/0	1/0	
S Tyler Mais	--	--	--	--	9/0	9/0	
ILB Mike Maskalunas	--	--	13/0	9/0	9/0	31/0	
CB Semar Melvin	--	--	--	--	2/0	2/0	
QB Graham Mertz	--	--	--	--	2/0	2/0	
OL David Moorman	--	14/0	14/0	13/0	9/4	50/4	
DE Isaiiah Mullens	--	--	--	--	8/0	8/0	
WR Taj Mustapha	--	--	--	4/0	1/0	5/0	
S Scott Nelson	--	--	--	--	9/8	1/1	10/9
ILB Chris Orr	10/6	1/1	12/8	13/1	9/9	45/25	

Player	'15	'16	'17	'18	'19	Total
S Reggie Pearson	--	--	--	4/1	9/8	13/9
WR Emmet Perry	--	--	--	--	1/0	1/0
DE David Pfaff	--	--	5/0	11/0	8/0	24/0
WR Kendric Pryor	--	--	10/3	13/6	9/9	32/18
NT Garrett Rand	--	14/0	14/0	--	8/4	36/4
NT Gunnar Roberge	--	--	--	5/0	6/0	11/0
TE Cormac Sampson	--	--	--	1/0	8/1	9/1
ILB Jack Sanborn	--	--	--	11/0	9/9	20/9
RB Brady Schipper	--	--	--	2/0	6/0	8/0
OL Josh Seltzner	--	--	--	12/0	9/4	21/4
RB Bradrick Shaw	--	11/1	11/1	--	7/0	29/2
CB Alexander Smith	--	--	--	4/0	9/0	13/0
OL Blake Smithback	--	--	--	--	3/0	3/0
FB Mason Stokke	--	--	--	9/0	7/3	16/3
ILB Marty Strey	--	--	--	--	1/0	1/0
WR A.J. Taylor	--	13/0	14/4	13/6	9/9	49/19
RB Jonathan Taylor	--	--	14/13	13/13	9/9	36/35
S John Torchio	--	--	--	--	6/1	6/1
OL Cole Van Lanen	--	--	14/0	13/1	9/9	36/10
QB D. Vanden Boom	--	--	--	3/0	--	3/0
CB C. Volpentesta	--	--	--	4/0	6/0	10/0
OL Aaron Vopal	--	--	--	8/0	5/0	13/0
RB Nakia Watson	--	--	--	--	9/0	9/0
S Collin Wilder	--	--	--	--	9/2	9/2
CB Rachad Wildgoose	--	--	--	10/7	9/5	19/12
NT Bryson Williams	--	--	--	13/3	6/0	19/3
CB Caesar Williams	--	--	2/0	12/5	9/2	23/7
ILB Travis Wiltjer	--	--	--	--	6/0	6/0
QB Chase Wolf	--	--	--	--	3/0	3/0

TEAM GAME-BY-GAME STATISTICS

WISCONSIN GAME-BY-GAME

Opponent	RUSHING				RECEIVING				PASSING				KICK RETURN				PUNT RETURN				TOT OFF
	No.	Yds	TD	Lg	No.	Yds	TD	Lg	C-A-INT	Yds	TD	Lg	No	Yds	TD	Lg	No	Yds	TD	Lg	
at South Florida	43	234	4	38	19	201	2	36	19-26-0	201	2	36	1	23	0	23	4	62	0	41	435
CENTRAL MICH.	43	199	5	23	31	400	3	46	31-39-0	400	3	46	0	0	0	0	7	65	0	16	599
MICHIGAN	57	359	5	72	13	128	0	26	13-16-0	128	0	26	1	11	0	11	4	39	0	14	487
NORTHWESTERN	36	130	1	15	15	113	0	19	15-24-1	113	0	19	3	69	0	44	3	3	0	3	243
KENT STATE	55	348	5	48	17	172	2	33	17-20-0	172	2	33	1	28	0	28	3	20	0	12	520
MICHIGAN STATE	46	222	3	66	18	180	1	27	18-21-0	180	1	27	1	38	0	38	3	9	0	5	402
at Illinois	43	156	1	22	24	264	1	35	24-32-1	264	1	35	0	0	0	0	2	33	0	21	420
at Ohio State	34	83	0	27	10	108	1	35	10-17-0	108	1	35	4	83	0	28	0	0	0	0	191
IOWA	46	300	1	42	16	173	2	52	16-25-1	173	2	52	3	69	0	26	0	0	0	0	473
at Nebraska																					
PURDUE																					
at Minnesota																					

Opponent	TACKLES			TFL-Yds	SACKS No-Yds	FUMBLES		PASS DEFENSE			Blocked Kick	PAT ATTEMPTS			Points		
	Solo	Assisted	Total			FF	FR-Yds	Int-Yds	QBH	Brk		Kick	Run	Rec		Safety	
at South Florida	35	14	49	5.0-33	4.0-30	4	1-16	2-16	2	2	0	7-7	0	0	0	0	49
CENTRAL MICH.	27	6	33	5.0-18	1.0-7	0	0-0	1-39	1	4	0	8-8	0	0	1	61	
MICHIGAN	27	12	39	6.0-31	2.0-15	3	2-0	2-6	7	10	0	5-5	0	0	0	35	
NORTHWESTERN	44	24	68	14.0-63	5.0-49	2	2-0	1-68	7	11	0	3-3	0	0	0	24	
KENT STATE	35	6	41	9.0-35	8.0-32	0	1-14	0-0	1	3	0	7-6	0	0	0	48	
MICHIGAN STATE	26	6	32	5.0-22	2.0-12	0	0-0	2-45	1	4	0	5-5	0	0	0	38	
at Illinois	27	28	55	7.0-54	4.0-39	2	1-9	0-0	2	5	0	2-2	0	0	0	23	
at Ohio State	40	28	68	6.0-38	5.0-36	0	0-0	0-0	0	1	1	1-1	0	0	0	7	
IOWA	33	4	37	5.0-15	1.0-8	0	1-0	0-0	4	4	0	3-3	0	0	0	24	
at Nebraska																	
PURDUE																	
at Minnesota																	

OPPONENT GAME-BY-GAME

Opponent	RUSHING				RECEIVING				PASSING				KICK RETURN				PUNT RETURN				TOT OFF
	No.	Yds	TD	Lg	No.	Yds	TD	Lg	C-A-INT	Yds	TD	Lg	No	Yds	TD	Lg	No	Yds	TD	Lg	
at South Florida	23	26	0	19	16	131	0	15	16-33-2	131	0	15	4	68	0	22	1	17	0	17	157
CENTRAL MICH.	21	15	0	9	9	43	0	16	9-24-1	43	0	16	2	40	0	23	0	0	0	0	58
MICHIGAN	19	40	0	9	17	259	2	68	17-42-2	259	2	68	0	0	0	0	3	20	0	12	299
NORTHWESTERN	41	97	1	31	18	158	1	19	18-41-1	158	1	19	1	18	0	18	5	35	0	17	255
KENT STATE	28	60	0	19	10	64	0	28	10-17-0	64	0	28	1	10	0	10	0	0	0	0	124
MICHIGAN STATE	21	30	0	20	12	119	0	19	12-30-2	119	0	19	1	18	0	18	1	-1	0	0	149
at Illinois	35	141	1	43	9	174	2	48	9-21-0	174	2	48	0	0	0	0	1	5	0	5	315
at Ohio State	50	264	3	34	12	167	2	27	12-22-0	167	2	27	0	0	0	0	1	23	0	23	431
IOWA	23	87	0	21	17	208	2	75	17-28-0	208	2	75	1	22	0	22	1	0	0	0	295
at Nebraska																					
PURDUE																					
at Minnesota																					

Opponent	TACKLES			TFL-Yds	SACKS No-Yds	FUMBLES		PASS DEFENSE			Blocked Kick	PAT ATTEMPTS			Points	
	Solo	Assisted	Total			FF	FR-Yds	Int-Yds	QBH	Brk		Kick	Run	Rec		Safety
at South Florida	47	31	78	11.0-34	3.0-20	1	1-7	0-0	3	0	0	0-0	0	0	0	0
CENTRAL MICH.	49	44	93	4.0-14	1.0-6	1	1-0	0-0	1	3	0	0-0	0	0	0	0
MICHIGAN	49	38	87	2.0-16	1.0-11	0	0-0	0-0	0	2	0	0-0	0	1	0	14
NORTHWESTERN	29	36	65	3.0-9	1.0-6	1	1-0	1-0	1	4	0	0-0	0	0	0	15
KENT STATE	61	12	73	2.0-6	1.0-4	2	1-0	0-0	0	0	0	0-0	0	0	0	0
MICHIGAN STATE	52	16	68	5.0-12	1.0-7	1	0-0	0-0	0	1	0	0-0	0	0	0	0
at Illinois	34	60	94	5.0-18	2.0-12	2	2-6	1-0	2	0	0	3-3	0	0	0	24
at Ohio State	37	18	55	8.0-40	5.0-30	2	2-31	0-0	0	0	0	5-5	0	0	0	38
IOWA	51	16	67	2.0-6	2.0-6	1	1-0	1-0	0	1	0	1-1	0	0	0	22
at Nebraska																
PURDUE																
at Minnesota																

RED ZONE SCORING

Date	Opponent	Score	Times In RZ	Times Scored	Total Pts	Total TDs	Rush TDs	Pass TDs	FGs Made	TIMES FAILED TO SCORE IN RED ZONE					
										FGA	Downs	Int	Fumb	End Half	End Gm
Aug 30	at South Florida	W, 49-0	3	2	14	2	1	1	0	1	0	0	0	0	0
Sep 7	CENTRAL MICH.	W, 61-0	7	7	45	6	5	1	1	0	0	0	0	0	0
Sep 21	MICHIGAN	W, 35-14	4	3	21	3	3	0	0	1	0	0	0	0	0
Sep 28	NORTHWESTERN	W, 24-15	2	2	10	1	1	0	1	0	0	0	0	0	0
Oct 5	KENT STATE	W, 48-0	6	6	41	6	4	2	0	0	0	0	0	0	0
Oct 12	MICHIGAN STATE	W, 38-0	4	4	24	3	2	1	1	0	0	0	0	0	0
Oct 19	at Illinois	L, 23-24	5	4	20	2	1	1	2	1	0	0	0	0	0
Oct 26	at Ohio State	L, 7-38	0	0	0	0	0	0	0	0	0	0	0	0	0
Nov 9	IOWA	W, 24-22	5	3	17	2	1	1	1	1	0	0	0	1	0
Nov 16	at Nebraska														
Nov 23	PURDUE														
Nov 30	at Minnesota														
Totals	31 of 36 (86.1%)		36	31	192	25	18	7	6	4	0	0	0	1	0
Opp.	11 of 16 (68.8%)		16	11	67	9	4	5	2	1	0	1	3	0	0

THIRD DOWN CONVERSIONS

Date	Opponent	Score	Overall		1st Qtr		2nd Qtr		3rd Qtr		4th Qtr		Overtime	
			Att	Conv	Att	Conv	Att	Conv	Att	Conv	Att	Conv	Att	Conv
Aug 30	at South Florida	W, 49-0	6-13	46.2%	2-4	50.0%	2-3	66.7%	1-4	25.0%	1-2	50.0%		
Sep 7	CENTRAL MICH.	W, 61-0	11-13	84.6%	1-1	100.0%	3-4	75.0%	3-4	75.0%	4-4	100.0%		
Sep 21	MICHIGAN	W, 35-14	5-13	38.5%	2-4	50.0%	1-4	25.0%	2-2	100.0%	0-3	0.0%		
Sep 28	NORTHWESTERN	W, 24-15	4-16	25.0%	2-5	40.0%	2-4	50.0%	0-3	0.0%	0-4	0.0%		
Oct 5	KENT STATE	W, 48-0	11-15	73.3%	3-3	100.0%	4-5	80.0%	3-3	100.0%	1-4	25.0%		
Oct 12	MICHIGAN STATE	W, 38-0	6-13	46.2%	2-4	50.0%	1-4	25.0%	1-1	100.0%	2-4	50.0%		
Oct 19	at Illinois	L, 23-24	9-17	52.9%	4-5	80.0%	2-5	40.0%	1-3	33.3%	2-4	50.0%		
Oct 26	at Ohio State	L, 7-38	4-13	30.8%	1-4	25.0%	1-4	25.0%	2-4	50.0%	0-1	0.0%		
Nov 9	IOWA	W, 24-22	8-14	57.1%	0-3	0.0%	4-4	100.0%	2-4	50.0%	2-3	66.7%		
Nov 16	at Nebraska													
Nov 23	PURDUE													
Nov 30	at Minnesota													
Wisconsin			64-127	50.4%	17-33	51.5%	20-37	54.1%	15-28	53.6%	12-29	41.4%	0-0	0.0%
Opponents			25-116	21.6%	5-25	20.0%	7-30	23.3%	3-25	12.0%	10-36	27.8%	0-0	0.0%

FOURTH DOWN CONVERSIONS

Date	Opponent	Score	Overall		1st Qtr		2nd Qtr		3rd Qtr		4th Qtr		Overtime	
			Att	Conv	Att	Conv	Att	Conv	Att	Conv	Att	Conv	Att	Conv
Aug 30	at South Florida	W, 49-0	1-1	100.0%	1-1	100.0%	0-0	0.0%	0-0	0.0%	0-0	0.0%		
Sep 7	CENTRAL MICH.	W, 61-0	0-0	0.0%	0-0	0.0%	0-0	0.0%	0-0	0.0%	0-0	0.0%		
Sep 21	MICHIGAN	W, 35-14	3-3	100.0%	1-1	100.0%	2-2	100.0%	0-0	0.0%	0-0	0.0%		
Sep 28	NORTHWESTERN	W, 24-15	1-1	100.0%	1-1	100.0%	0-0	0.0%	0-0	0.0%	0-0	0.0%		
Oct 5	KENT STATE	W, 48-0	1-1	100.0%	0-0	0.0%	1-1	100.0%	0-0	0.0%	0-0	0.0%		
Oct 12	MICHIGAN STATE	W, 38-0	2-2	100.0%	1-1	100.0%	1-1	100.0%	0-0	0.0%	0-0	0.0%		
Oct 19	at Illinois	L, 23-24	0-1	0.0%	0-0	0.0%	0-1	0.0%	0-0	0.0%	0-0	0.0%		
Oct 26	at Ohio State	L, 7-38	1-2	50.0%	0-0	0.0%	1-1	100.0%	0-1	0.0%	0-0	0.0%		
Nov 9	IOWA	W, 24-22	0-0	0.0%	0-0	0.0%	0-0	0.0%	0-0	0.0%	0-0	0.0%		
Nov 16	at Nebraska													
Nov 23	PURDUE													
Nov 30	at Minnesota													
Wisconsin			9-11	81.8%	4-4	100.0%	5-6	83.3%	0-1	0.0%	0-0	0.0%	0-0	0.0%
Opponents			8-14	57.1%	0-1	0.0%	0-0	0.0%	1-3	33.3%	7-10	70.0%	0-0	0.0%

TIME OF POSSESSION

Date	Opponent	Score	Overall	1st Qtr		2nd Qtr		3rd Qtr		4th Qtr	
				Start	End	Start	End	Start	End	Start	End
Aug 30	at South Florida	W, 49-0	35:00			9:26		8:52		8:09	
Sep 7	CENTRAL MICH.	W, 61-0	39:27			9:27		9:46		11:30	
Sep 21	MICHIGAN	W, 35-14	41:07			10:45		12:18		10:10	
Sep 28	NORTHWESTERN	W, 24-15	30:21			9:32		6:41		7:41	
Oct 5	KENT STATE	W, 48-0	40:26			9:27		11:11		11:00	
Oct 12	MICHIGAN STATE	W, 38-0	39:10			12:50		10:36		7:24	
Oct 19	at Illinois	L, 23-24	40:49			11:06		10:15		9:54	
Oct 26	at Ohio State	L, 7-38	28:02			8:12		7:39		8:15	
Nov 9	IOWA	W, 24-22	37:24			9:35		10:19		6:56	
Nov 16	at Nebraska										
Nov 23	PURDUE										
Nov 30	at Minnesota										
Wisconsin Average			36:51			10:02		9:44		9:02	
Opponents Average			23:08			4:57		5:15		5:57	

SCORING DRIVES

WISCONSIN SCORING DRIVES

Qtr	Clock	Player(s)	Play	Pls	Yds	Time
South Florida						
1st	7:38	TD J. Taylor	37 run	8	77	4:12
2nd	10:37	TD J. Taylor from Coan	36 pass	4	55	1:30
2nd	0:02	TD J. Taylor from Coan	12 pass	11	80	5:10
3rd	13:00	TD J. Taylor	38 run	3	69	1:19
3rd	3:16	TD Watson	27 run	4	40	1:31
4th	7:28	TD Shaw	15 run	3	32	1:32
Central Michigan						
1st	8:30	TD J. Taylor	4 run	8	63	4:02
1st	2:59	TD J. Taylor	2 run	10	71	4:17
2nd	11:59	TD J. Taylor from Coan	17 pass	4	27	1:58
2nd	6:38	TD Watson	3 run	6	76	3:14
2nd	4:21	TD Cephus from Coan	36 pass	3	57	1:22
2nd	1:46	TD Cephus from Coan	46 pass	5	80	1:38
3rd	9:17	FG Larsh	28 FG	13	65	5:43
3rd	3:26	TD J. Taylor	2 run	8	57	4:26
4th	8:11	TD Groshek	2 run	14	75	8:10
Michigan						
1st	8:35	TD J. Taylor	1 run	12	75	6:25
1st	2:43	TD J. Taylor	72 run	1	72	0:10
2nd	6:40	TD Coan	1 run	15	80	8:29
2nd	0:57	TD Coan	25 run	2	43	0:14
3rd	5:13	TD J. Chenal	2 run	13	84	8:02
Northwestern						
1st	9:16	TD J. Taylor	13 run	10	54	5:44
4th	12:58	FG Larsh	36 FG	7	41	3:17
Kent State						
1st	9:10	TD J. Taylor	6 run	9	68	4:26
2nd	14:15	TD J. Taylor	19 run	11	80	5:46
2nd	3:31	TD J. Taylor	4 run	17	74	9:12
2nd	1:23	TD J. Taylor from Coan	18 pass	4	67	1:14
3rd	14:20	TD J. Taylor	48 run	2	60	0:34
3rd	8:01	TD Ferguson from Coan	2 pass	7	70	4:20
4th	14:57	TD Dunn	3 run	11	65	6:03
Michigan State						
1st	5:00	TD J. Taylor	1 run	11	75	6:16
2nd	14:54	TD Cephus from Coan	19 pass	8	75	4:17
2nd	4:30	FG Larsh	29 FG	14	52	7:34
4th	13:38	TD J. Taylor	1 run	15	92	8:46
4th	10:52	TD Pryor	66 run	1	66	0:12
Illinois						
1st	9:15	TD Ferguson from Coan	18 pass	11	75	5:45
2nd	12:02	FG Larsh	24 FG	11	72	6:11
2nd	1:47	FG Larsh	44 FG	10	38	4:06
3rd	10:31	TD J. Taylor	5 run	2	15	0:40
4th	9:46	FG Larsh	20 FG	11	73	6:02
Ohio State						
3rd	12:08	TD A. Taylor from Coan	26 pass	3	30	1:28
Iowa						
2nd	9:44	TD Davis	17 run	7	59	4:02
2nd	0:14	TD Davis from Coan	4 pass	13	76	6:08
3rd	2:16	TD Cephus from Coan	27 pass	4	86	2:08
4th	3:29	FG Larsh	29 FG	10	64	5:58

OPPONENT SCORING DRIVES

Qtr	Clock	Player(s)	Play	Pls	Yds	Time
South Florida						
-						
Central Michigan						
-						
Michigan						
3rd	2:08	TD McKeon from Patterson	6 pass	9	75	3:05
4th	4:56	TD Peoples-Jones from Patterson	5 pass	8	69	3:00
Northwestern						
1st	1:37	FG Kuhbander	29 FG	10	83	4:09
4th	8:45	TD Anderson	4 run	5	32	1:51
4th	4:10	TD Jefferson from Smith	15 pass	11	83	2:17
Kent State						
-						
Michigan State						
-						
Illinois						
2nd	5:53	TD Navarro from Peters	48 pass	4	63	1:37
3rd	0:48	TD Corbin	43 run	6	80	1:51
4th	5:53	TD Imatorbhebe from Peters	29 pass	4	75	1:19
4th	0:00	FG McCourt	39 FG	9	32	2:32
Ohio State						
2nd	6:52	FG Haubeil	49 FG	12	41	4:35
2nd	0:43	TD Olave from Fields	27 pass	8	85	1:54
3rd	9:34	TD Fields	10 run	8	75	2:34
3rd	6:28	TD Dobbins	9 run	4	53	1:47
4th	13:40	TD Dobbins	14 run	5	55	2:20
4th	7:29	TD Olave from Fields	4 pass	8	45	4:10
Iowa						
1st	7:38	FG Duncan	24 FG	4	10	1:02
2nd	6:31	FG Duncan	40 FG	8	53	3:13
4th	14:06	TD Ragaini from Stanley	3 pass	9	75	3:10
4th	9:27	FG Duncan	39 FG	10	26	3:15
4th	3:12	TD Tracy from Stanley	75 pass	1	75	0:11

SCORING DRIVE ANALYSIS

Yards	Wisconsin		Opponents	
	TD	FG	TD	FG
Negative	0	0	0	0
0-9	0	0	0	0
10-19	1	0	0	1
20-29	1	0	0	1
30-39	2	1	1	1
40-49	2	1	1	1
50-59	5	1	2	1
60-69	7	2	2	0
70-79	12	2	5	0
80-89	6	0	3	1
90-99	1	0	0	0

GAME-OPENING DRIVES

Game	Wisconsin				Opponents			
	PI-Yds	Time	Pts	TD	PI-Yds	Time	Pts	TD
USF	8-77	4:12	TD		6-10	2:09	--	
CMU	8-63	4:02	TD		6-8	2:28	--	
MICH	12-75	6:25	TD		3-71	0:45	--	
NU	10-54	5:44	TD		3-2	1:19	--	
KENT	9-68	4:26	TD		3-2	1:24	--	
MSU	3-(-6)	2:23	--		3-8	1:21	--	
ILL	11-75	5:45	TD		6-26	2:41	--	
OSU	3-9	2:72	--		3-(-8)	1:57	--	
IOWA	5-14	2:19	--		4-15	2:45	--	
NEB								
PUR								
MINN								

2ND HALF-OPENING DRIVES

Game	Wisconsin				Opponents			
	PI-Yds	Time	Pts	TD	PI-Yds	Time	Pts	TD
USF	3-69	1:19	TD		3-8	0:41	--	
CMU	13-65	5:43	FG		3-2	1:25	--	
MICH	13-84	8:02	TD		5-21	1:45	--	
NU	4-21	2:40	--		3-(-7)	1:48	--	
KENT	2-60	0:34	TD		3-(-4)	1:59	--	
MSU	15-92	8:46	TD		12-39	7:36	--	
ILL	3-7	2:04	--		3-1	0:48	--	
OSU	3-30	1:28	TD		3-(-8)	1:24	--	
IOWA	3-7	1:59	--		4-18	2:02	--	
NEB								
PUR								
MINN								

LONG PLAYS (20+ YARDS)

WISCONSIN LONG SCRIMMAGE PLAYS

Yards	Type	Player(s)	Opponent
72*	Rush	Taylor, Jonathan	Michigan
66*	Rush	Pryor, Kendric	Michigan State
52	Pass	Cephus, Quintez from Coan, Jack	Iowa
48*	Rush	Taylor, Jonathan	Kent State
46*	Pass	Cephus, Quintez from Coan, Jack	Central Michigan
42	Rush	Shaw, Bradrick	Michigan
42	Rush	Taylor, Jonathan	Iowa
38*	Rush	Taylor, Jonathan	USF
37*	Rush	Taylor, Jonathan	USF
36	Rush	Taylor, Jonathan	Iowa
36*	Pass	Cephus, Quintez from Coan, Jack	Central Michigan
36*	Pass	Taylor, Jonathan from Coan, Jack	USF
35	Pass	Pryor, Kendric from Coan, Jack	Illinois
35	Pass	Cephus, Quintez from Coan, Jack	Ohio State
33	Pass	Pryor, Kendric from Coan, Jack	Kent State
28	Pass	Cephus, Quintez from Coan, Jack	Illinois
27*	Rush	Watson, Nakia	USF
27	Pass	Ferguson, Jake from Coan, Jack	Michigan State
27	Rush	Cruikshank, Aron	Ohio State
27*	Pass	Cephus, Quintez from Coan, Jack	Iowa
26	Pass	Cephus, Quintez from Coan, Jack	Michigan
26*	Pass	Taylor, A.J. from Coan, Jack	Ohio State
25*	Rush	Coan, Jack	Michigan
23	Rush	Groshek, Garrett	Michigan
23	Rush	Watson, Nakia	Central Michigan
23	Rush	Cruikshank, Aaron	Michigan State
22	Pass	Ferguson, Jake from Coan, Jack	Central Michigan
22	Rush	Taylor, Jonathan	Illinois
21	Pass	Ferguson, Jake from Coan, Jack	Central Michigan
21	Pass	Taylor, A.J. from Coan, Jack	Kent State
21	Pass	Ferguson, Jake from Coan, Jack	Michigan State
20	Rush	Taylor, Jonathan	Central Michigan
20	Pass	Groshek, Garrett from Coan, Jack	Michigan

* Touchdown scored on play

LONG PLAYS BY TYPE

	Wisconsin		Opponents	
	Total	TD	Total	TD
Rushing	16	7	11	1
Passing	17	5	14	4
Punt Returns	2	0	1	0
Kick Returns	10	0	4	0
INT Returns	3	2	0	0
Fumble Returns	0	0	0	0
Other	0	0	0	0
TOTAL	48	14	30	5

LONG PLAYS BY PLAYER

Player	Total	TD	Rush	Rec.	KR	PR	IR	FR
Cruikshank, Aron	11	0	2	0	9	0	0	0
Taylor, Jonathan	9	5	8	1	0	0	0	0
Cephus, Quintez	7	3	0	7	0	0	0	0
Ferguson, Jake	4	0	0	4	0	0	0	0
Watson, Nakia	3	1	2	0	1	0	0	0
Pryor, Kendric	3	1	1	2	0	0	0	0
Taylor, A.J.	2	1	0	2	0	0	0	0
Groshek, Garrett	2	0	1	1	0	0	0	0
Coan, Jack	1	1	1	0	0	0	0	0
Baun, Zack	1	1	0	0	0	0	1	0
Burks, Noah	1	1	0	0	0	0	1	0
Davis, Danny	1	0	0	0	0	1	0	0
Dunn, Jack	1	0	0	0	0	1	0	0
Shaw, Bradrick	1	0	1	0	0	0	0	0
Sanborn, Jack	1	0	0	0	0	0	1	0
TOTAL	48	14	16	17	10	2	3	0

WISCONSIN LONGEST PLAYS

OFFENSE	Yards	Player	Opponent
Rush	72	Jonathan Taylor	Michigan (Sept. 21)
Rushing TD	72	Jonathan Taylor	Michigan (Sept. 21)
Pass	52	Quintez Cephus (Jack Coan)	Iowa (Nov. 9)
Passing TD	46	Quintez Cephus (Jack Coan)	Central Michigan (Sept. 7)

SPECIAL TEAMS	Yards	Player	Opponent
Kick Return	44	Aron Cruikshank	Northwestern (Sept. 28)
Punt Return	41	Jack Dunn	South Florida (Aug. 30)
Punt	59	Anthony Lotti	South Florida (Aug. 30)
Field Goal	44	Collin Larsh	Illinois (Oct. 19)

DEFENSE	Yards	Player	Opponent
INT Return	68	Noah Burks (TD)	Northwestern (Sept. 28)
Fumble Return	16	Matt Henningsen (TD)	South Florida (Aug. 30)

OPPONENT LONGEST PLAYS

OFFENSE	Yards	Player	Opponent
Rush	43	Reggie Corbin	Illinois (Oct. 19)
Rushing TD	43	Reggie Corbin	Illinois (Oct. 19)
Pass	75	Tyrone Tracy (Nate Stanley)	Iowa (Nov. 9)
Passing TD	75	Tyrone Tracy (Nate Stanley)	Iowa (Nov. 9)

SPECIAL TEAMS	Yards	Player	Opponent
Kick Return	23	Kobe Lewis	Central Michigan (Sept. 7)
Punt Return	23	Garrett Wilson	Ohio State (Oct. 26)
Punt	61	Will Hart	Michigan (Sept. 21)
	61	Jake Hartbarger	Michigan State (Oct. 12)
Field Goal	49	Blake Haubeil	Ohio State (Oct. 26)

DEFENSE	Yards	Player	Opponent
INT Return	0	(3x) MR: Matt Hankins	Iowa (Nov. 9)
Fumble Return	31	Pete Werner	Ohio State (Oct. 26)

GAME SUMMARIES

GAME 1

#19 WISCONSIN 49, SOUTH FLORIDA 0

FRIDAY, AUGUST 30 • TAMPA, FLA.

	1	2	3	4	F
Wisconsin	7	21	14	7	49
South Florida	0	0	0	0	0

Qtr	Time	Team	Scoring Play
1st	10:48	WIS	Taylor, J. 37 run (Larsh kick), 8-77 4:12
2nd	12:58	WIS	Henningsen 16 fumble rec. (Larsh kick)
	10:37	WIS	Taylor, J. 36 pass from Coan (Larsh kick), 4-55 1:30
	0:02	WIS	Taylor, J. 12 pass from Coan (Larsh kick), 11-80 5:10
3rd	13:00	WIS	Taylor, J. 38 run (Larsh kick), 3-69 1:19
	3:06	WIS	Watson 27 run (Larsh kick), 4-40 1:31
4th	7:28	WIS	Shaw 15 run (Larsh kick), 3-32 1:32

	WIS	USF
FIRST DOWNS	22	9
NET YARDS RUSHING	234	26
Rushing Attempts	43	23
NET YARDS PASSING	201	131
Completions-Attempts-Int	19-26-0	16-33-2
TOTAL OFFENSE YARDS	435	157
Total offense plays	69	56
Average Gain Per Play	6.3	2.8
Fumbles: Number-Lost	1-1	4-1
Penalties: Number-Yards	4-40	9-45
PUNTS-YARDS	5-204	8-354
Average Yards Per Punt	40.8	44.2
KICKOFFS-YARDS	8-491	1-65
Average Yards Per Kickoff	61.4	65.0
Punt returns: Number-Yards-TD	4-62-0	1-17-0
Average Per Return	15.5	17.0
Kickoff returns: Number-Yds-TD	1-23-0	4-68-0
Average Per Return	23.0	17.0
Interceptions: Number-Yds-TD	2-16-0	0-0-0
Fumble Returns: Number-Yds-TD	1-16-1	1-7-0
Possession Time	35:00	25:00
Third-Down Conversions	6 of 13	3 of 14
Fourth-Down Conversions	1 of 1	0 of 2
Red-Zone Scores-Chances	2-3	0-1
Sacks By: Number-Yards	4-30	3-20

RUSHING (Att-Yds)

WIS – Taylor, Jonathan 16-135; Watson, Nakia 14-80; Shaw, Bradrick 2-15; Groshek, Garrett 2-11; Taylor, A.J. 1-5; Chenal, John 1-2; Coan, Jack 7-minus 14.

USF – McCLOUD, Jordan 3-17; CRONKRITE, J 6-9; SANDS, Trevon 5-2; SHRADER, S 1-1; JOINER, Kelley 1-0; BARNETT, Blake 7-minus 3.

PASSING (Comp-Att-INT-Yds)

WIS – Coan, Jack 19-26-0-201.

USF – BARNETT, Blake 13-30-2-109; McCLOUD, Jordan 3-3-0-22.

RECEIVING (Rec-Yds)

WIS – Pryor, Kendric 4-40; Cephus, Quintez 3-39; Ferguson, Jake 3-22; Taylor, Jonathan 2-48; Davis, Danny 2-19; Groshek, Garrett 2-13; Chenal, John 1-12; Taylor, A.J. 1-9; Dunn, Jack 1-minus 1.

USF – CRONKRITE, J 3-23; ST. FELIX, R 3-21; MILLER, Bryce 3-16; PURLETT, Kevin 1-15; DUKES, DeVontre 1-13; SANDS, Trevon 1-13; PHILLIPS, J 1-12; WILCOX, Mitch 1-11; WEAVER, Xavier 1-6; ATKINS, Sean 1-1.

GAME 2

#17 WISCONSIN 61, CENTRAL MICHIGAN 0

SATURDAY, SEPT. 7 • MADISON, WIS.

	1	2	3	4	F
Central Michigan	0	0	0	0	0
Wisconsin	16	28	10	7	61

Qtr	Time	Team	Scoring Play
1st	8:30	WIS	J. Taylor 4 run (Larsh kick), 8-63 4:02
	7:16	WIS	TEAM safety
	2:59	WIS	J. Taylor 2 run (Larsh kick), 10-71 4:17
2nd	11:59	WIS	J. Taylor 17 pass from Coan (Larsh kick), 4-27 1:58
	6:38	WIS	Watson 3 run (Larsh kick), 6-76 3:14
	4:21	WIS	Cephus 36 pass from Coan (Larsh kick), 3-57 1:22
	1:46	WIS	Cephus 46 pass from Coan (Larsh kick), 5-80 1:38
3rd	9:17	WIS	Larsh 28 field goal, 13-65 5:43
	3:26	WIS	J. Taylor 2 run (Larsh kick), 8-57 4:26
4th	8:11	WIS	Groshek 2 run (Larsh kick), 14-75 8:10

	CMU	WIS
FIRST DOWNS	3	37
NET YARDS RUSHING	15	199
Rushing Attempts	21	43
NET YARDS PASSING	43	400
Completions-Attempts-Int	9-24-1	31-39-0
TOTAL OFFENSE YARDS	58	599
Total offense plays	45	82
Average Gain Per Play	1.3	7.3
Fumbles: Number-Lost	1-0	1-1
Penalties: Number-Yards	6-39	1-10
PUNTS-YARDS	9-407	1-29
Average Yards Per Punt	45.2	29.0
KICKOFFS-YARDS	2-116	10-647
Average Yards Per Kickoff	58.0	64.7
Punt returns: Number-Yards-TD	0-0-0	7-65-0
Average Per Return	0.0	9.3
Kickoff returns: Number-Yds-TD	2-40-0	0-0-0
Average Per Return	20.0	0.0
Interceptions: Number-Yds-TD	0-0-0	1-39-0
Fumble Returns: Number-Yds-TD	0-0-0	0-0-0
Possession Time	20:33	39:27
Third-Down Conversions	1 of 14	11 of 13
Fourth-Down Conversions	1 of 2	0 of 0
Red-Zone Scores-Chances	0-0	7-7
Sacks By: Number-Yards	1-6	1-7

RUSHING (Att-Yds)

CMU – LAZZARO, Tommy 4-11; NICHOLS, Lew 1-9; GWILLY, Kumehnnu 6-8; LEWIS, Kobe 3-7; ROSS, Romello 2-4; WARD, Jonathan 1-3; PIMPLETON, Kalil 1-0; MOORE, David 1-minus 3; DORMADY, Quinten 1-minus 7; TEAM 1-minus 17.

WIS – Taylor, Jonathan 19-102; Groshek, Garrett 7-36; Watson, Nakia 8-29; Chenal, John 3-11; Wolf, Chase 1-9; Davis, Danny 1-8; Stokke, Mason 1-4; Coan, Jack 2-0; Schipper, Brady 1-0.

PASSING (Comp-Att-INT-Yds)

CMU – DORMADY, Quinten 5-12-1-36; MOORE, David 3-11-0-1; LAZZARO, Tommy 1-1-0-6.

WIS – Coan, Jack 26-33-0-363; Mertz, Graham 4-5-0-35; Wolf, Chase 1-1-0-2.

RECEIVING (Rec-Yds)

CMU – PIMPLETON, Kalil 3-18; POLJAN, Tony 2-2; WARD, Jonathan 1-9; JONES, Adam 1-8; LAVALLII, OAKLEY 1-6; LEWIS, Kobe 1-0.

WIS – Taylor, A.J. 7-78; Cephus, Quintez 6-130; Davis, Danny 4-46; Ferguson, Jake 3-49; Taylor, Jonathan 3-17; Pryor, Kendric 2-32; Dunn, Jack 2-16; Cruickshank, Aron 1-19; Groshek, Garrett 1-11; Chenal, John 1-2; Watson, Nakia 1-0.

GAME 3

#13 WISCONSIN 35, #11 MICHIGAN 14

SATURDAY, SEPT. 21 • MADISON, WIS.

	1	2	3	4	F
Michigan	0	0	8	6	14
Wisconsin	14	14	7	0	35

Qtr	Time	Team	Scoring Play
1st	8:35	WIS	J. Taylor 1 run (Larsh kick), 12-75 6:25
	2:43	WIS	J. Taylor 72 run (Larsh kick), 1-72 0:10
2nd	6:40	WIS	Coan 1 run (Larsh kick), 15-80 8:29
	0:57	WIS	Coan 25 run (Larsh kick), 2-43 0:14
3rd	5:13	WIS	J. Chenal 2 run (Larsh kick), 13-84 8:02
	2:08	MICH	McKeon 6 pass from Patterson (Black pass from Patterson), 9-75 3:05
4th	4:56	MICH	Peoples-Jones 5 pass from Patterson (pass failed), 8-69 3:00

	MICH	WIS
FIRST DOWNS	15	25
NET YARDS RUSHING	40	359
Rushing Attempts	19	57
NET YARDS PASSING	259	128
Completions-Attempts-Int	17-42-2	13-16-0
TOTAL OFFENSE YARDS	299	487
Total offense plays	61	73
Average Gain Per Play	4.9	6.7
Fumbles: Number-Lost	3-2	0-0
Penalties: Number-Yards	3-45	9-69
PUNTS-YARDS	5-255	4-186
Average Yards Per Punt	51.0	46.5
KICKOFFS-YARDS	2-127	6-390
Average Yards Per Kickoff	63.5	65.0
Punt returns: Number-Yards-TD	3-20-0	4-39-0
Average Per Return	6.7	9.8
Kickoff returns: Number-Yds-TD	0-0-0	1-11-0
Average Per Return	0.0	11.0
Interceptions: Number-Yds-TD	0-0-0	2-6-0
Fumble Returns: Number-Yds-TD	0-0-0	0-0-0
Possession Time	18:53	41:07
Third-Down Conversions	0 of 10	5 of 13
Fourth-Down Conversions	3 of 4	3 of 3
Red-Zone Scores-Chances	2-4	3-4
Sacks By: Number-Yards	1-11	2-15

RUSHING (Att-Yds)

MICH – McCaffrey, Dylan 3-21; Turner, Christian 6-17; Milton, Joe 2-6; Charbonnet, Zach 2-6; Mason, Ben 1-3; Patterson, Shea 3-minus 1; Haskins, Hassan 1-minus 3; Runyan, Jon 1-minus 9.

WIS – Taylor, Jonathan 23-203; Shaw, Bradrick 3-53; Groshek, Garrett 4-40; Watson, Nakia 13-31; Coan, Jack 7-12; Taylor, A.J. 1-11; Chenal, John 2-5; Schipper, Brady 1-4; Stokke, Mason 1-2; TEAM 2-minus 2.

PASSING (Comp-Att-INT-Yds)

MICH – Patterson, Shea 14-32-1-219;

McCaffrey, Dylan 3-8-0-40; Milton, Joe 0-2-1-0.

WIS – Coan, Jack 13-16-0-128.

RECEIVING (Rec-Yds)

MICH – Collins, Nico 3-66; Black, Tarik 3-57; Eubanks, Nick 3-20; Bell, Ronnie 2-81; McKeon, Sean 2-24; Peoples-Jones, D. 1-5; Turner, Christian 1-4; Johnson, Cornelius 1-3; Charbonnet, Zach 1-minus 1.

WIS – Ferguson, Jake 3-28; Taylor, A.J. 3-13; Groshek, Garrett 2-38; Cephus, Quintez 2-36; Davis, Danny 2-8; Taylor, Jonathan 1-5.

GAME SUMMARIES

GAME 4

#8 WISCONSIN 24, NORTHWESTERN 15

SATURDAY, SEPT. 28 • MADISON, WIS.

	1	2	3	4	F
Northwestern	3	0	0	12	15
Wisconsin	7	0	7	10	24

Qtr	Time	Team	Scoring Play
1st	9:16	WIS	J. Taylor 13 run (Larsh kick), 10-54 5:44
	1:37	NU	Kuhbander 29 FG, 10-83 4:09
3rd	2:34	WIS	Henningsen 0 fumble rec. (Larsh kick)
4th	12:58	WIS	Larsh 36 FG, 7-41 3:17
	11:29	WIS	Burks 68 interception return (Larsh kick)
	8:45	NU	Anderson 4 run (pass failed), 5-32 1:51
	4:10	NU	Jefferson 15 pass from Smith (pass failed), 11-83 2:17

	NU	WIS
FIRST DOWNS	21	13
NET YARDS RUSHING	97	130
Rushing Attempts	41	36
NET YARDS PASSING	158	113
Completions-Attempts-Int	18-41-1	15-24-1
TOTAL OFFENSE YARDS	255	243
Total offense plays	82	60
Average Gain Per Play	3.1	4.1
Fumbles: Number-Lost	2-2	2-1
Penalties: Number-Yards	4-23	7-79
PUNTS-YARDS	10-396	9-359
Average Yards Per Punt	39.6	39.9
KICKOFFS-YARDS	3-181	5-348
Average Yards Per Kickoff	60.3	69.6
Punt returns: Number-Yards-TD	5-35-0	3-3-0
Average Per Return	7.0	1.0
Kickoff returns: Number-Yds-TD	1-18-0	3-69-0
Average Per Return	18.0	23.0
Interceptions: Number-Yds-TD	1-0-0	1-68-1
Fumble Returns: Number-Yds-TD	0-0-0	0-0-1
Possession Time	29:39	30:21
Third-Down Conversions	5 of 20	4 of 16
Fourth-Down Conversions	1 of 2	1 of 1
Red-Zone Scores-Chances	3-3	2-2
Sacks By: Number-Yards	1-6	5-49

RUSHING (Att-Yds)

NU – Anderson, Drake 16-68; Smith, Aidan 7-11; Bowser, Isaiah 6-10; Johnson, Hunter 11-8; McGowan, Kyric 1-0.
WIS – Taylor 26-119; Groshek, Garrett 2-6; Stokke, Mason 1-5; Coan, Jack 3-2; Watson, Nakia 1-1; TEAM 3-minus 3

PASSING (Comp-Att-INT-Yds)

NU – Johnson, Hunter 10-21-0-59; Smith, Aidan 8-20-1-99.
WIS – Coan, Jack 15-24-1-113.

RECEIVING (Rec-Yds)

NU – Lees, Riley 5-59; Jefferson, JJ 3-38; Holman, Berkele 3-34; McGowan, Kyric 2-15; Chiaokhiao-Bowm 2-14; Mangieri, C 1-1; Anderson, Drake 1-minus 1; Bowser, Isaiah 1-minus 2.
WIS – Groshek, Garrett 4-31; Cephus, Quintez 3-30; Davis, Danny 3-24; Taylor 3-15; Taylor, A.J. 1-11; Ferguson, Jake 1-2.

GAME 5

#8 WISCONSIN 48, KENT STATE 0

SATURDAY, OCT. 5 • MADISON, WIS.

	1	2	3	4	F
Kent State	0	0	0	0	0
Wisconsin	7	21	13	7	48

Qtr	Time	Team	Scoring Play
1st	9:10	WIS	J. Taylor 6 run (Larsh kick), 9-68 4:26
2nd	14:15	WIS	J. Taylor 19 run (Larsh kick), 11-80 5:46
	3:31	WIS	J. Taylor 4 run (Larsh kick), 17-74 9:12
	1:23	WIS	J. Taylor 18 pass from Coan (Larsh kick), 4-67 1:14
3rd	14:20	WIS	J. Taylor 48 run (Larsh kick), 2-60 0:34
	8:01	WIS	Ferguson 2 pass from Coan (kick failed), 7-70 4:20
4th	14:57	WIS	Dunn 3 run (Larsh kick), 11-65 6:03

	KENT	WIS
FIRST DOWNS	10	29
NET YARDS RUSHING	60	348
Rushing Attempts	28	55
NET YARDS PASSING	64	172
Completions-Attempts-Int	10-17-0	17-20-0
TOTAL OFFENSE YARDS	124	520
Total offense plays	45	75
Average Gain Per Play	2.8	6.9
Fumbles: Number-Lost	1-1	3-1
Penalties: Number-Yards	3-25	3-31
PUNTS-YARDS	7-322	1-37
Average Yards Per Punt	46.0	37.0
KICKOFFS-YARDS	1-53	8-517
Average Yards Per Kickoff	53.0	64.6
Punt returns: Number-Yards-TD	0-0-0	3-20-0
Average Per Return	0.0	6.7
Kickoff returns: Number-Yds-TD	1-10-0	1-28-0
Average Per Return	10.0	28.0
Interceptions: Number-Yds-TD	0-0-0	0-0-0
Fumble Returns: Number-Yds-TD	0-0-0	1-14-0
Possession Time	19:34	40:26
Third-Down Conversions	2 of 11	11 of 15
Fourth-Down Conversions	0 of 0	1 of 1
Red-Zone Scores-Chances	0-1	6-6
Sacks By: Number-Yards	1-4	9-47

RUSHING (Att-Yds)

KENT – BANGDA, Joachim 4-32; SHAW, Jo-EI 6-20; BARRETT, Woody 6-13; WILLIAMS, Xavier 1-3; CRUM, Dustin 11-minus 8.
WIS – Taylor, Jonathan 19-186; Watson, Nakia 12-63; Chenal, John 4-24; Schipper, Brady 6-21; Shaw, Bradrick 3-10; Stokke, Mason 2-9; Groshek, Garrett 2-7; Coan, Jack 1-7; Mertz, Graham 2-6; Pryor, Kendrick 1-6; Cruickshank, Aron 2-6; Dunn, Jack 1-3.

PASSING (Comp-Att-INT-Yds)

KENT – BARRETT, Woody 4-9-0-36; CRUM, Dustin 6-8-0-28.
WIS – Coan, Jack 12-15-0-134; Mertz, Graham 5-5-0-38.

RECEIVING (Rec-Yds)

KENT – MCKOY, Isaiah 3-13; DIXON, Antwan 2-14; DULKA, Adam 2-8; JAMES, Raymond 1-28; ABRAM, Keshunn 1-4; BANGDA, Joachim 1-minus 3.
WIS – Taylor, Jonathan 3-29; Cephus, Quintez 3-28; Taylor, A.J. 2-27; Krumholz, Adam 2-20; Cruickshank, Aron 2-10; Pryor, Kendrick 1-33; Groshek, Garrett 1-9; Dunn, Jack 1-8; Watson, Nakia 1-6; Ferguson, Jake 1-2.

GAME 6

#8 WISCONSIN 38, MICHIGAN STATE 0

SATURDAY, OCT. 12 • MADISON, WIS.

	1	2	3	4	F
Michigan State	0	0	0	0	0
Wisconsin	7	10	0	21	38

Qtr	Time	Team	Scoring Play
1st	5:00	WIS	J. Taylor 1 run (Larsh kick), 11-75 6:16
2nd	14:54	WIS	Cephus 19 pass from Coan (Larsh kick), 8-75 4:17
	4:30	WIS	Larsh 29 FG, 14-52 7:34
4th	13:38	WIS	J. Taylor 1 run (Larsh kick), 15-92 8:46
	12:52	WIS	Baun 34 interception return (Larsh kick)
	10:52	WIS	Pryor 66 run (Larsh kick), 1-66 0:12

	MSU	WIS
FIRST DOWNS	10	29
NET YARDS RUSHING	60	348
Rushing Attempts	28	55
NET YARDS PASSING	64	172
Completions-Attempts-Int	10-17-0	17-20-0
TOTAL OFFENSE YARDS	124	520
Total offense plays	45	75
Average Gain Per Play	2.8	6.9
Fumbles: Number-Lost	1-1	3-1
Penalties: Number-Yards	3-25	3-31
PUNTS-YARDS	7-322	1-37
Average Yards Per Punt	46.0	37.0
KICKOFFS-YARDS	1-53	8-517
Average Yards Per Kickoff	53.0	64.6
Punt returns: Number-Yards-TD	0-0-0	3-20-0
Average Per Return	0.0	6.7
Kickoff returns: Number-Yds-TD	1-10-0	1-28-0
Average Per Return	10.0	28.0
Interceptions: Number-Yds-TD	0-0-0	0-0-0
Fumble Returns: Number-Yds-TD	0-0-0	1-14-0
Possession Time	19:34	40:26
Third-Down Conversions	2 of 11	11 of 15
Fourth-Down Conversions	0 of 0	1 of 1
Red-Zone Scores-Chances	0-1	6-6
Sacks By: Number-Yards	1-4	9-47

RUSHING (Att-Yds)

MSU – Thompson, Tyriq 1-20; Collins, Elijah 8-16; Lewerke, Brian 8-4; White, Cody 1-0; Stewart, Darrell 1-minus 5; Lombardi, Rocky 2-minus 5.
WIS – Taylor, Jonathan 26-80; Pryor, Kendrick 1-66; Watson, Nakia 5-34; Cruickshank, Aron 2-28; Chenal, John 4-17; Groshek, Garrett 2-7; Shaw, Bradrick 3-6; TEAM 1-minus 1; Coan, Jack 2-minus 15.

PASSING (Comp-Att-INT-Yds)

MSU – Lewerke, Brian 7-16-1-53; Lombardi, Rocky 5-14-1-66.
WIS – Coan, Jack 18-21-0-180.

RECEIVING (Rec-Yds)

MSU – Stewart, Darrell 5-59; White, Cody 3-34; Seybert, Matt 2-15; Hayes, C.J. 2-11.
WIS – Ferguson, Jake 4-62; Davis, Danny 4-33; Taylor, Jonathan 3-22; Cephus, Quintez 2-28; Groshek, Garrett 2-6; Pryor, Kendrick 1-18; Taylor, A.J. 1-10; Chenal, John 1-1.

GAME SUMMARIES

GAME 7

ILLINOIS 24, #6 WISCONSIN 23

SATURDAY, OCT. 19 • CHAMPAIGN, ILL.

	1	2	3	4	F
Wisconsin	7	6	7	3	23
Illinois	0	7	7	10	24

Qtr	Time	Team	Scoring Play
1st	9:15	WIS	Ferguson 18 pass from Coan (Larsh kick), 11-75 5:45
2nd	12:02	WIS	Larsh 24 field goal, 11-72 6:11
	5:53	ILL	Navarro 48 pass from Peters (McCourt kick), 4-63 1:37
	1:47	WIS	Larsh 44 field goal, 10-38 4:06
3rd	10:31	WIS	J. Taylor 5 run (Larsh kick), 2-15 0:40
	0:48	ILL	Corbin 43 run (McCourt kick), 6-80 1:51
4th	9:46	WIS	Larsh 20 field goal, 11-73 6:02
	5:53	ILL	Imatorbhebhe 29 pass from Peters (McCourt kick), 4-75 1:19
	0:00	ILL	McCourt 39 field goal, 9-32 2:32

	WIS	ILL
FIRST DOWNS	22	17
NET YARDS RUSHING	156	141
Rushing Attempts	43	35
NET YARDS PASSING	264	174
Completions-Attempts-Int	24-32-1	9-21-0
TOTAL OFFENSE YARDS	420	315
Total offense plays	75	56
Average Gain Per Play	5.6	5.6
Fumbles: Number-Lost	2-2	2-1
Penalties: Number-Yards	6-60	4-15
PUNTS-YARDS	2-84	5-233
Average Yards Per Punt	42.0	46.6
KICKOFFS-YARDS	6-365	4-255
Average Yards Per Kickoff	60.8	63.8
Punt returns: Number-Yards-TD	2-33-0	1-5-0
Average Per Return	16.5	5.0
Kickoff returns: Number-Yds-TD	0-0-0	0-0-0
Average Per Return	0.0	0.0
Interceptions: Number-Yds-TD	0-0-0	1-0-0
Fumble Returns: Number-Yds-TD	1-9-0	1-6-0
Possession Time	40:49	19:11
Third-Down Conversions	9 of 17	2 of 10
Fourth-Down Conversions	0 of 1	0 of 1
Red-Zone Scores-Chances	4-5	0-0
Sacks By: Number-Yards	4-39	2-12

RUSHING (Att-Yds)

WIS – Taylor, Jonathan 28-132; Davis, Danny 1-13; Watson, Nakia 2-9; Taylor, A.J. 1-8; Chenal, John 3-3; Groshek, Garrett 4-3; TEAM 1-minus 2; Coan, Jack 3-minus 10.
ILL – Corbin, Reggie 17-83; Brown, Dre 11-70; Norwood, Jakari 1-3; Peters, Brandon 6-minus 15.

PASSING (Comp-Att-INT-Yds)

WIS – Coan, Jack 24-32-1-264.
ILL – Peters, Brandon 9-21-0-174.

RECEIVING (Rec-Yds)

WIS – Groshek, Garrett 6-40; Ferguson, Jake 5-77; Cephus, Quintez 5-62; Davis, Danny 5-38; Pryor, Kendrick 1-35; Taylor, A.J. 1-10; Taylor, Jonathan 1-2.
ILL – Barker, Daniel 3-37; Imatorbhebhe, J. 2-42; Navarro, Donny 1-48; Washington, C. 1-18; Brown, Dre 1-15; Stampley, D. 1-14.

GAME 8

#3 OHIO STATE 38, #13 WISCONSIN 7

SATURDAY, OCT. 26 • COLUMBUS, OHIO

	1	2	3	4	F
Wisconsin	0	0	7	0	7
Ohio State	0	10	14	14	38

Qtr	Time	Team	Scoring Play
2nd	6:52	OSU	Haubeil 49 FG, 12-41 4:35
	0:43	OSU	Olave 27 pass from Fields (Haubeil kick), 8-85 1:54
3rd	12:08	WIS	Taylor 26 pass from Coan (Larsh kick), 3-30 1:28
	9:34	OSU	Fields 10 run (Haubeil kick), 8-75 2:34
	6:28	OSU	Dobbins 9 run (Haubeil kick), 4-53 1:47
4th	13:40	OSU	Dobbins 14 run (Haubeil kick), 5-55 2:20
	7:29	OSU	Olave 4 pass from Fields (Haubeil kick), 8-45 4:10

	WIS	OSU
FIRST DOWNS	9	24
NET YARDS RUSHING	83	264
Rushing Attempts	34	50
NET YARDS PASSING	108	167
Completions-Attempts-Int	10-17-0	12-22-0
TOTAL OFFENSE YARDS	191	431
Total offense plays	51	72
Average Gain Per Play	3.7	6.0
Fumbles: Number-Lost	2-2	0-0
Penalties: Number-Yards	3-30	2-15
PUNTS-YARDS	7-303	4-140
Average Yards Per Punt	43.3	35.0
KICKOFFS-YARDS	2-130	7-345
Average Yards Per Kickoff	65.0	49.3
Punt returns: Number-Yards-TD	0-0-0	1-23-0
Average Per Return	0.0	23.0
Kickoff returns: Number-Yds-TD	4-83-0	0-0-0
Average Per Return	20.8	0.0
Interceptions: Number-Yds-TD	0-0-0	0-0-0
Fumble Returns: Number-Yds-TD	0-0-0	1-31-0
Possession Time	28:02	31:58
Third-Down Conversions	4 of 13	9 of 14
Fourth-Down Conversions	1 of 2	0 of 0
Red-Zone Scores-Chances	0-0	4-4
Sacks By: Number-Yards	5-36	5-30

RUSHING (Att-Yds)

WIS – Taylor, Jonathan 20-52; Cruickshank, Aron 2-28; Shaw, Bradrick 1-6; Pryor, Kendrick 1-2; Groshek, Garrett 1-1; Coan, Jack 9-minus 6.
OSU – Dobbins, J.K. 20-163; Teague, Master 13-76; Fields, Justin 13-28; Olave, Chris 1-1; Chugunov, Chris 1-0; TEAM 2-minus 4.

PASSING (Comp-Att-INT-Yds)

WIS – Coan, Jack 10-17-0-108.
OSU – Fields, Justin 12-22-0-167.

RECEIVING (Rec-Yds)

WIS – Cephus, Quintez 3-57; Taylor, A.J. 2-29; Davis, Danny 1-8; Taylor, Jonathan 1-5; Pryor, Kendrick 1-5; Ferguson, Jake 1-5; Groshek, Garrett 1-minus 1.
OSU – Olave, Chris 7-93; Dobbins, J.K. 3-58; Hill, K.J. 1-11; Wilson, Garrett 1-5.

GAME 9

#16 WISCONSIN 24, #18 IOWA 22

SATURDAY, NOV. 9 • MADISON, WIS.

	1	2	3	4	F
Iowa	3	3	0	16	22
Wisconsin	0	14	7	3	24

Qtr	Time	Team	Scoring Play
1st	7:38	IOWA	Duncan 24 field goal, 4-10 1:02
2nd	9:44	WIS	Davis 17 run (Larsh kick), 7-59 4:02
	6:31	IOWA	Duncan 40 field goal, 8-53 3:13
	0:14	WIS	Davis 4 pass from Coan (Larsh kick), 13-76 6:08
3rd	2:16	WIS	Cephus 27 pass from Coan (Larsh kick), 4-86 2:08
4th	14:06	IOWA	Ragaini 3 pass from Stanley (Duncan kick), 9-75 3:10
	9:27	IOWA	Duncan 39 field goal, 10-26 3:15
	3:29	WIS	Larsh 29 field goal, 10-64 5:58
	3:12	IOWA	Tracy 75 pass from Stanley (Stanley rush failed), 1-75 0:11

	IOWA	WIS
FIRST DOWNS	15	24
NET YARDS RUSHING	87	300
Rushing Attempts	23	46
NET YARDS PASSING	208	173
Completions-Attempts-Int	17-28-0	16-25-1
TOTAL OFFENSE YARDS	295	473
Total offense plays	51	71
Average Gain Per Play	5.8	6.7
Fumbles: Number-Lost	1-1	1-1
Penalties: Number-Yards	3-25	8-63
PUNTS-YARDS	4-165	3-103
Average Yards Per Punt	41.2	34.3
KICKOFFS-YARDS	6-385	5-322
Average Yards Per Kickoff	64.2	64.4
Punt returns: Number-Yards-TD	1-0-0	0-0-0
Average Per Return	0.0	0.0
Kickoff returns: Number-Yds-TD	1-22-0	3-69-0
Average Per Return	22.0	23.0
Interceptions: Number-Yds-TD	1-0-0	0-0-0
Fumble Returns: Number-Yds-TD	0-0-0	0-0-0
Possession Time	22:36	37:24
Third-Down Conversions	1 of 9	8 of 14
Fourth-Down Conversions	1 of 1	0 of 0
Red-Zone Scores-Chances	2-2	3-5
Sacks By: Number-Yards	2-6	1-8

RUSHING (Att-Yds)

IOWA – Toren Young 9-44; Tyler Goodson 5-26; Mekhi Sargent 4-21; Team 1-minus 1; Nate Stanley 4-minus 3.
WIS – Taylor, Jonathan 31-250; Watson, Nakia 6-32; Davis, Danny 1-17; Stokke, Mason 1-3; Coan, Jack 5-0; TEAM 2-minus 2.

PASSING (Comp-Att-INT-Yds)

IOWA – Nate Stanley 17-28-0-208.
WIS – Coan, Jack 16-25-1-173.

RECEIVING (Rec-Yds)

IOWA – Nico Ragaini 6-32; Tyrone Tracy 5-130; Ihmir Smith-Marsette 3-27; Sam LaPorta 1-16; Tyler Goodson 1-6; Max Cooper 1-minus 3.
WIS – Cephus, Quintez 5-94; Davis, Danny 4-19; Ferguson, Jake 2-19; Groshek, Garrett 2-16; Pryor, Kendrick 1-12; Taylor, Jonathan 1-8; Taylor, A.J. 1-5.

LAST TIME IT HAPPENED

INDIVIDUAL

- **40 Rushing Attempts**
Wisconsin: 43, Brian Calhoun vs. Bowling Green (9/4/2005)
Opponent: 43, Laurence Maroney, Minnesota (10/15/2005)
- **50 Rushing Attempts**
Wisconsin: 50, Ron Dayne vs. Minnesota (11/9/1996)
Opponent: Under research
- **100 Yards Rushing**
Wisconsin: 250, Jonathan Taylor vs. Iowa (11/9/2019)
Opponent: 163, J.K. Dobbins, Ohio State (10/26/2019)
- **200 Yards Rushing**
Wisconsin: 250, Jonathan Taylor vs. Iowa (11/9/2019)
Opponent: 220, Ezekiel Elliott, Ohio State (12/6/2014)
- **300 Yards Rushing**
Wisconsin: 321, Jonathan Taylor at Purdue (11/17/2018)
Opponent: 377, Anthony Thompson, Indiana (11/11/1989)
- **400 Yards Rushing**
Wisconsin: 408, Melvin Gordon vs. Nebraska (11/15/2014)
Opponent: Has not happened
- **Two 100-Yard Rushers**
Wisconsin: 159, Jonathan Taylor and 111, Taiwan Deal vs. Illinois (10/20/2018)
Opponent: 159, LaMichael James and 155, De'Anthony Thomas, Oregon (1/2/2012)
- **Three 100-Yard Rushers**
Wisconsin: 253, Melvin Gordon; 158, Tanner McEvoy and 111, Corey Clement vs. Bowling Green (9/20/2014)
Opponent: Has not happened
- **Two 200-Yard Rushers**
Wisconsin: 216, Melvin Gordon and 202, Montee Ball vs. Nebraska (12/1/2012)
Opponent: Has not happened
- **Quarterback Rushed for 100 Yards**
Wisconsin: 158, Tanner McEvoy vs. Bowling Green (9/20/2014)
Opponent: 140, Taylor Martinez, Nebraska (12/1/2012)
- **Two Rushing TDs**
Wisconsin: 2, Jonathan Taylor vs. Michigan State (10/12/2019)
Opponent: 2, J.K. Dobbins, Ohio State (10/26/2019)
- **Three Rushing TDs**
Wisconsin: 4, Jonathan Taylor vs. Kent State (10/5/2019)
Opponent: 2, Squally Canada, BYU (9/15/2018)
- **Four Rushing TDs**
Wisconsin: 4, Jonathan Taylor vs. Nebraska (11/15/2014)
Opponent: 4, Marion Grice, Arizona State (9/14/2013)
- **Five Rushing TDs**
Wisconsin: 5, Melvin Gordon vs. Bowling Green (9/20/2014)
Opponent: 6, Levron Williams, Indiana (10/6/2001)
- **Six Rushing TDs**
Wisconsin: Has not happened
Opponent: 6, Levron Williams, Indiana (10/6/2001)
- **300 Yards Passing**
Wisconsin: 363, Jack Coan vs. Central Michigan (9/7/2019)
Opponent: 386, David Blough, Purdue (11/17/2018)
- **400 Yards Passing**
Wisconsin: 423, Darrell Bevell at Minnesota (10/23/1993)
Opponent: 403, Colt Brennan, Hawaii (11/25/2005)
- **Three Touchdown Passes**
Wisconsin: 3, Jack Coan vs. Central Michigan (9/7/2019)
Opponent: 4, David Blough, Purdue (11/17/2018)
- **Four Touchdown Passes**
Wisconsin: 4, Alex Hornibrook vs. Miami (12/30/2017)
Opponent: 4, David Blough, Purdue (11/17/2018)
- **Five Touchdown Passes**
Wisconsin: 5, Jim Sorgi vs. Michigan State (11/15/2003)
Opponent: 5, Omar Jacobs, Bowling Green (9/3/2005)
- **Non-QB Touchdown Pass**
Wisconsin: James White (RB) to Sam Arneson vs. Nebraska (12/1/2012)
Opponent: Alevo Hifo (WR) to Moroni Lualu-Pututau, BYU (9/15/2018)
- **10 Pass Receptions**
Wisconsin: 10, Danny Davis vs. Minnesota (11/24/2018)
Opponent: 12, Austin Carr, Northwestern (11/5/2016)
- **100 Receiving Yards**
Wisconsin: 130, Quintez Cephus vs. Central Michigan (9/7/2019)
Opponent: 130, Tyrone Tracy, Iowa (11/9/2019)
- **200 Receiving Yards**
Wisconsin: 207, Jared Abbrederis at Ohio State (9/28/2013)
Opponent: 209, JD Spielman, Nebraska (10/6/2018)
- **Two Touchdown Receptions**
Wisconsin: 2, Quintez Cephus vs. Central Michigan (9/7/2019)
Opponent: 2, Chris Olave, Ohio State (10/26/2019)
- **Three Touchdown Receptions**
Wisconsin: 3, Danny Davis at Miami (12/30/2017)
Opponent: 3, Devin Smith, Ohio State (12/6/2014)
- **Four Touchdown Receptions**
Wisconsin: 4, Jonathan Orr at Northwestern (10/8/2005)
Opponent: Under research
- **Five Touchdown Receptions**
Wisconsin: 5, Lee Evans vs. Michigan State (11/15/2003)
Opponent: Under research
- **Two 100-Yard Receivers**
Wisconsin: 119, Jared Abbrederis and 104, Nick Toon vs. Oregon (1/2/2012)
Opponent: 155, Saeed Blacknall and 118 DaeSean Hamilton, Penn State (12/3/2016)
- **100-Yard Rusher & 100-Yard Receiver**
Wisconsin: 102 (rush) Jonathan Taylor and 130 (rec.) Quintez Cephus vs. Central Michigan (9/7/2019)
Opponent: 112 (rush) Devine Ozigbo and 115 (rec.) Stanley Morgan, Nebraska (10/7/2017)
- **100-Yard Rusher and Receiver (Same Player)**
Wisconsin: 122 (rush) and 128 (rec.), Brian Calhoun at Northwestern (10/8/2005)
Opponent: Under research
- **Non-blocked Punt Return For TD**
Wisconsin: 50 yds., Nick Nelson vs. Michigan (11/18/2017)
Opponent: 69 yds., Demetrius Douglas, Minnesota (11/24/2018)
- **Blocked Punt Return For TD**
Wisconsin: David Gilbert blocked, Aaron Henry returned for TD vs. Purdue (10/31/2009)
Opponent: Bennie Fowler recovered blocked punt in end zone at Michigan State (10/22/2011)

■ Kickoff Return For Touchdown

Wisconsin: 98 yds., Natrell Jamerson at Maryland (11/7/2015)
Opponent: 96 yds., Duane Bennett, Minnesota (11/12/2011)

■ Interception Return For Touchdown

Wisconsin: 34 yds., Zack Baun vs. Michigan State (10/12/2019)
Opponent: 21 yds., Lavert Hill, Michigan (10/13/2017)

■ Fumble Return For Touchdown

Wisconsin: 0 yds., Matt Henningsen vs. Northwestern (9/28/2019)
Opponent: 4 yds., Joey Bosa, Ohio State (12/6/2014)

■ Blocked Punt

Wisconsin: Alexander Smith at Ohio State (10/26/2019)
Opponent: Garrett Hudson, Purdue (10/14/2017)

■ Blocked PAT Kick

Wisconsin: Konrad Zagzebski vs. UTEP (9/22/2012)
Opponent: Jordan Nielsen, Utah State (9/15/2012)

■ Blocked PAT Kick Returned For 2-Point Defensive Conversion

Wisconsin: Konrad Zagzebski blocked, Devin Smith returned vs. UTEP (9/22/2012)
Opponent: Under research

■ Blocked Field Goal

Wisconsin: Isaiahh Loudermilk at Penn State (11/10/2018)
Opponent: Anthony Brown, Purdue (10/17/2015)

■ Blocked Field Goal Returned For TD

Wisconsin: Reggie Cribbs blocked, Jim Leonhard returned 86 yds. vs. UNLV (9/11/2004)
Opponent: Under research

■ Converted Two-Point PAT

Wisconsin: Alex Hornibrook pass to Adam Krumholz vs. Minnesota (11/24/2018)
Opponent: Shea Patterson pass to Tarik Black, Michigan (9/21/2019)

■ Safety

Wisconsin: Team safety vs. Central Michigan (9/7/2019)
Opponent: Team safety, Michigan State (10/22/2011)

TEAM

■ Shutout

Wisconsin: 38-0 vs. Michigan State (10/12/2019)
Opponent: 0-59 vs. Ohio State (12/6/2014)

■ Scored 40 points

Wisconsin: Wisconsin 48, Kent State 0 (10/5/2019)
Opponent: Wisconsin 47, Purdue 44 (3OT) (11/17/2018)

■ Scored 50 Points

Wisconsin: Wisconsin 61, Central Michigan 0 (9/7/2019)
Opponent: Ohio State 59, Wisconsin 0 (12/6/2014)

■ Scored 60 Points

Wisconsin: Wisconsin 61, Central Michigan 0 (9/7/2019)
Opponent: Indiana 63, UW 32 (10/6/2001)

■ Scored 70 Points

Wisconsin: Wisconsin 70, Nebraska 31 (12/1/2012)
Opponent: Has not happened

■ Scored 80 Points

Wisconsin: Wisconsin 83, Indiana 20 (11/13/2010)
Opponent: Has not happened

■ Rushed for 200 Yards

Wisconsin: 300, vs. Iowa (11/9/2019)
Opponent: 264, Ohio State (10/26/2019)

■ Rushed for 300 Yards

Wisconsin: 300, vs. Iowa (11/9/2019)
Opponent: 320, Michigan (10/13/2018)

■ Rushed for 400 Yards

Wisconsin: 417, vs. New Mexico (9/8/2018)
Opponent: 411, Minnesota (10/15/2005)

■ Rushed for 500 Yards

Wisconsin: 581, vs. Nebraska (11/15/2014)
Opponent: Has not happened

■ Negative Rushing Yardage

Wisconsin: -26, vs. Northwestern (11/21/2015)
Opponent: -3, Miami (Ohio) (9/12/2015)

■ Rushed for Fewer Than 50 Yards

Wisconsin: -26, vs. Northwestern (11/21/2015)
Opponent: 30, Michigan State (10/12/2019)

■ Rushed for Fewer Than 100 Yards

Wisconsin: 83, at Ohio State (10/26/2019)
Opponent: 87, Iowa (11/9/2019)

■ Six Rushing Touchdowns

Wisconsin: 7, vs. Nebraska (11/15/2014)
Opponent: 7, Indiana (10/6/2001)

■ Seven Rushing Touchdowns

Wisconsin: 7, vs. Nebraska (11/15/2014)
Opponent: 7, Indiana (10/6/2001)

■ Passed for 200 Yards

Wisconsin: 264, at Illinois (10/19/2019)
Opponent: 208, Iowa (11/9/2019)

■ Passed for 300 Yards

Wisconsin: 400, vs. Central Michigan (9/7/2019)
Opponent: 386, Purdue (11/17/2018)

■ Passed for 400 Yards

Wisconsin: 400, vs. Central Michigan (9/7/2019)
Opponent: 407, Nebraska (10/6/2018)

■ Passed for 500 Yards

Wisconsin: Has not happened
Opponent: Has not happened

■ Passed for Fewer Than 100 Yards

Wisconsin: 73, vs. Miami (12/27/2018)
Opponent: 64, Kent State (10/5/2019)

■ Five Passing Touchdowns

Wisconsin: 5, vs. Michigan State (11/15/2003)
Opponent: 5, Bowling Green (9/3/2005)

■ Gained 500 Yards Total Offense

Wisconsin: 520, vs. Kent State (10/5/2019)
Opponent: 518, Nebraska (10/6/2018)

■ Gained 600 Yards Total Offense

Wisconsin: 627, vs. Nebraska (11/15/2014)
Opponent: 621, Oregon (1/2/2012)

■ Gained 700 Yards Total Offense

Wisconsin: 756, vs. Bowling Green (9/20/2014)
Opponent: Has not happened

■ 30 First Downs In A Game

Wisconsin: 37, vs. Central Michigan (9/7/2019)
Opponent: 32, Arizona State (9/14/2013)

■ Held Under 10 First Downs

Wisconsin: 9, at Ohio State (10/26/2019)
Opponent: 7, Michigan State (10/12/2019)