

UNIVERSITY OF MICHIGAN

BASKETBALL

2018-19 GAME DAY NOTEBOOK

ATHLETIC COMMUNICATIONS

Tom Wywrot (Main), twywrot@umich.edu

Megan McIntosh (Secondary), meganmci@umich.edu

MICHIGAN BASKETBALL 2018-19				RATING	SOS
Overall	17-0	Big Ten	6-0	NCAA Net:	2nd
Home	12-0	Home	4-0	KenPom:	6th
Away	3-0	Away	2-0	Sagarin:	6th
Neutral	2-0	Neutral	0-0	ESPN BPI:	8th
Associated Press				2nd (1,497) with nine first place votes	
ESPN/USA Today				4th (738) with six first place votes	

Exhibition	Opponent	Time	TV
Friday, Nov. 2	NORTHWOOD (Exh.)	W 90-58	BTN Plus

Regular Season	Opponent	Time	TV
Tuesday, Nov. 6	NORFOLK STATE (1)	W 63-44	BTN
Saturday, Nov. 10	HOLY CROSS (1)	W 56-37	BTN Plus
Wednesday, Nov. 14	at #8/8 Villanova (2)	W 73-46	FS1
Saturday, Nov. 17	vs. George Washington (3)	W 84-61	ESPN3
Sunday, Nov. 18	vs. Providence (3)	W 66-47	ESPN
Friday, Nov. 23	CHATTANOOGA	W 83-55	BTN
Wednesday, Nov. 28	#11/13 NORTH CAROLINA (4)	W 84-67	ESPN
Saturday, Dec. 1	#19/18 PURDUE+	W 76-57	ESPN
Tuesday, Dec. 4	at Northwestern+	W 62-60	BTN
Saturday, Dec. 8	SOUTH CAROLINA	W 89-78	FS1
Saturday, Dec. 15	WESTERN MICHIGAN	W 70-62	BTN
Saturday, Dec. 22	AIR FORCE	W 71-50	BTN
Sunday, Dec. 30	BINGHAMTON	W 74-52	BTN
Thursday, Jan. 3	PENN STATE+	W 68-55	ESPN
Sunday, Jan. 6	#21/22 INDIANA +	W 74-63	CBS
Thursday, Jan. 10	at Illinois+	W 79-69	FS1
Sunday, Jan. 13	NORTHWESTERN+	W 80-60	BTN
Saturday, Jan. 19	at Wisconsin+	11:01 a.m. CT	ESPN
Tuesday, Jan. 22	MINNESOTA+	7:00 p.m.	BTN
Friday, Jan. 25	at Indiana+	6:30 p.m.	FS1
Tuesday, Jan. 29	OHIO STATE+	9:00 p.m.	ESPN/2
Friday, Feb. 1	at Iowa+	6:00 p.m. CT	FS1
Tuesday, Feb. 5	at Rutgers+	8:00 p.m.	BTN
Saturday, Feb. 9	WISCONSIN+	Noon	FOX
Tuesday, Feb. 12	at Penn State+	8:30 p.m.	BTN
Saturday, Feb. 16	MARYLAND+	Noon	FOX
Thursday, Feb. 21	at Minnesota+	6:00 p.m. CT	ESPN/2
Sunday, Feb. 24	MICHIGAN STATE+	3:45 p.m.	CBS
Thursday, Feb. 28	NEBRASKA+	7:00 p.m.	ESPN/2
Sunday, March 3	at Maryland+	3:45 p.m.	CBS
Saturday, March 9	at Michigan State+	4/6/8 p.m.	ESPN/2

2019 Big Ten Tournament | Chicago, Ill. | United Center

Wednesday, March 13	First Round	TBD	BTN
Thursday, March 14	Second Round	TBD	BTN
Friday, March 15	Quarterfinal	TBD	BTN
Saturday, March 16	Semifinal	Noon/2:30 p.m. CT	CBS
Sunday, March 17	Championship	2:30 p.m. CT	CBS

2019 NCAA Tournament | Final Four: Minneapolis, Minn. | U.S. Bank Stadium

Sunday, March 17	Selection Sunday	CBS
Tue-Wed., March 19-20	First Four	truTV
Thu-Sun., March 21-24	First & Second Rounds	CBS TBS TNT truTV
Thu-Sun., March 28-31	Regional Rounds	CBS & TBS
Saturday, April 6	Final Four	CBS
Monday, April 8	National Championship	CBS

All game times are local to site | + Big Ten game

1: Naismith Hall of Fame Tip-Off, Ann Arbor, Mich. (Crisler Center)

2: Gavitt Tipoff Games, Villanova, Pa. (Finneran Pavilion)

3: Naismith Hall of Fame Tip-Off, Uncasville, Conn. (Mohegan Sun Arena)

4: B1G/ACC Challenge, Ann Arbor, Mich. (Crisler Center)



#2/4 MICHIGAN wolverines (17-0; 6-0 Big Ten) at WISCONSIN badgers (11-6; 3-3 Big Ten)

GAME DAY

- **Date:** Saturday, January 19, 2019
- **Tip:** 11:01 a.m. CT / 12:01 p.m. ET
- **Location:** Madison, Wisconsin
- **Arena:** Kohl Center (17,230)
- **TV Broadcast:** ESPN
- **TV Talent:** Jason Benetti (p-by-p) & Dan Dakich (analyst)
- **U-M Radio:** Detroit: WWJ-Radio (950 AM) | Ann Arbor: WWWW (102.9 FM)
- **U-M Talent:** Matt Shepard (p-by-p) & Terry Mills (analyst)
- **National Radio:** Compass Media
- **National Talent:** Gregg Daniels (p-by-p) and Doug Gottlieb (analyst)
- **Satellite Radio:** Sirius: 81 | XM/SXM: 81 | Internet: 81



A LITTLE BIT ABOUT WISCONSIN

- Wisconsin stands at 11-6 overall and 3-3 in Big Ten play following a 64-60 setback at Maryland on Monday night (Jan. 14). After the Badgers trailed by as much as 18, Wisconsin rallied in the second half and took the lead with just under two minutes left. However, the Terrapins were able to rally themselves and hold on for the 64-60 victory.
- The loss at Maryland gives the Badgers four losses in their last five games since Christmas break.
- Redshirt-senior forward Ethan Happ averages a double-double for the Badgers with 19.4 points and 10.4 rebounds per game. He is shooting 57.1 percent from the field and leads the team with 79 assists (4.6 apg).
- Redshirt-sophomore guard D'Mitrik Trice is second on the Badgers with 14.4 points per game as he leads the team with 47 3-pointers -- 2.7 per game. He adds 2.8 assists and 3.3 rebounds per game. Sophomore guard Brad Davison gives Wisconsin three double-digit scorers with his 10.5 points per game. He leads the Badgers with 22 steals and is second with 28 3-pointers.
- Wisconsin is second in the Big Ten in 3-point field goal percentage, shooting 39.1 percent as a team, D'Mitrik Trice leads the Badgers individually at 45.6 percent, fourth-best in the conference.
- The Badgers rank fifth nationally in fewest turnovers per game, committing just 9.6 per contest, which ranks second in the Big Ten behind Michigan's 9.5 per game.
- Greg Gard is in his fourth season as head coach at Wisconsin after taking over during the 2015-16 campaign. Gard led the Badgers to the Sweet 16 in both 2016 and 2017.

THE ALL-TIME SERIES WITH THE BADGERS

- Tonight's game will be the 166th all-time meeting in the series.
- The Wolverines lead the all-time series, 94-71 however, it should be noted there are three games in the early 80s in which Wisconsin had to forfeit due to playing an ineligible player.
- Today's match-up will be the first of two meetings in the Big Ten regular season. Following today's road game, the Badgers will play a return game in Ann Arbor on Saturday, February 9.
- U-M holds a 35-45 record in games played in Madison, Wisconsin. However, the Wolverines did win last year's game at the Kohl Center, 83-72 (Feb. 11).
- There have been seven overtime games with U-M holding the edge, 4-3. The last time there was an extra period was a 69-64 U-M loss at Crisler Center (Jan. 24, 2015), when ESPN hosted Game Day in Ann Arbor.
- There have been 30 games in the series decided by three-or-fewer with U-M leading 16-14. The last time a game was decided by fewer than three points was Feb. 9, 2013. With the Wolverines up three with 2.4 seconds left, Wisconsin's Ben Burst made a halfcourt shot tie send the game to overtime. The Badgers would go on to stun the Wolverines 65-62 in the overtime game.
- U-M head coach John Beilein is 5-16 against Wisconsin.

QUICK WOLVERINE ITEMS

- Michigan remains one of two undefeated teams in the nation, along with Virginia (16-0). The Wolverines have gone 31-1 over their last 32 games.
- Xavier Simpson scored a career-best 24 points in his last game, as he used a career-best five 3-pointers to help him to his first collegiate 20-plus point game. Additionally, Simpson has had five-or-more assists in 13 of Michigan's 17 games this season.
- Jon Teske is coming off of back-to-back double-doubles last week starting at Illinois (13 points, 11 rebounds) and Northwestern (17 points, 11 rebounds). Additionally, Teske has had two-or-more blocks in six straight games.

Michigan Basketball Quick Facts: 2018-19

QUICK FACTS	
City	Ann Arbor, Michigan
Population	120,781
Founded	1817
Enrollment	46,710
Nickname	Wolverines
School Colors	Maize (PMS 116) & Blue (PMS 282)
Arena	Crisler Center (12,707)
Conference	Big Ten
President	Mark S. Schlissel
Athletics Director	Warde Manuel

ALL-TIME RECORD	
Years of U-M Basketball	103rd
Seasons of U-M Basketball	1909, 1918 to current
Overall Record	1604-1036 (1491-979*)
Big Ten Record	799-711 (749-675*)
Non-Conference Record	805-325 (742-304*)
NCAA Titles	1 (1989)
NIT Titles	2 (1997*, 2004)
Big Ten Regular Season Titles	14 (1921, 1926, 1927, 1929, 1948, 1964, 1965, 1966, 1974, 1977, 1985, 1986, 2012, 2014)
Big Ten Tournament Titles	3 (1998*, 2017, 2018)

CRISLER CENTER	
Season	52nd
Opened	1967-68
Overall Record	629-166 (570-152*)
Big Ten Record	313-126 (281-115*)
Non-Conference Record	316-40 (289-37*)
Capacity	12,707
Student Section	"Maize Rage" founded (1999-200)
Nickname	"The House that Cazzie Built"
Honored Jersey's	5 (RETIRED) No. 33, Cazzie Russell (Dec. 11, 1993) (HONORED) No. 45, Rudy Tomjanovich (Feb. 8, 2003) (HONORED) No. 35, Phil Hubbard (Jan. 11, 2004) (HONORED) No. 41, Glen Rice (Feb. 20, 2005) (HONORED) No. 22, Bill Buntin (Jan. 7, 2006)

NCAA TOURNAMENT	OVERALL	SANCTION
Selections: 1948, 1964, 1965, 1966, 1974, 1975, 1976, 1977, 1985, 1986, 1987, 1988, 1989, 1990, 1992*, 1993*, 1994, 1995, 1996*, 1998*, 2009, 2011, 2012, 2013, 2014, 2016, 2017, 2018		
Record	59-27	52-23
Appearances	28	24
First Game Advancement	23	20
First Four	1	1
Second Round	16	14
Sweet 16	15	14
Elite Eight	14	13
Regional Champions	8	6
Final Four	8	6
Title Game	7	5
Titles	1	1

POSTSEASON NIT	OVERALL	SANCTION
Selections: 1971, 1980, 1981, 1984, 1991, 1997*, 2000, 2004, 2006, 2007		
Record	25-7	20-7
Appearances	10	9
Titles	3	2
Title Game	4	3
at Home	16-0	14-0
on Road	1-5	0-5
at Madison Square Garden	8-2	6-2

B1G TOURNAMENT	OVERALL	SANCTION
Record	26-18	22-17
Titles	3	2
Title Game	4	3
First Round	7-4	6-4
Second Round	4-0	4-0
Quarterfinal	8-9	7-8
Semifinal	4-4	3-4
Championship	3-1	2-1

* Due to NCAA sanctions, the University of Michigan vacated season records from 1992-93; 1995-96; 1996-97; 1997-98 and 1998-99. U-M also vacated its 1992 Final Four; 1993, 1996 and 1998 NCAA Tournament appearances; 1997 NIT championship and 1998 Big Ten Tournament championship.

TEAM INFORMATION	
Head Coach	John Beilein
Career Record	816-461 (in 41st season)
Record at Michigan	265-143 (in 12th season) -- U-M's all-time leader
B1G Record at Michigan	117-87 (in 12th season)
Assistant Coach	Saddi Washington
Assistant Coach	Luke Yaklich
Assistant Coach	DeAndre Haynes
Director of Basketball Operations	Chris Hunter
Director of Program Personnel	Chinedu Nwachukwu
Video Analyst	Bryan Smothers
Graduate Manager	Jay Shunnar
Athletic Trainer	Alex Wong
Strength & Conditioning	Jon Sanderson
Academic Success Program	Sara Rechnitzer
Basketball Secretary	Lisa Nicholson
Basketball Administrator	Kelsey Arendt

2017-18 SEASON IN REVIEW	
Record:	33-8 (NCAA National Runner-up)
Big Ten Record:	13-5 (t-4th)
Big Ten Tournament, No. 5 seed	BTT Second Round, defeated #12 Iowa, 77-71 in OT BTT Quarterfinal, defeated #4 Nebraska, 77-58 BTT Semifinal, defeated #1 Michigan State, 75-64 BTT Championship, defeated #3 Purdue, 75-66
NCAA Tournament, No. 3 seed in the West Regional	NCAA First Round, defeated #14 Montana (61-47) NCAA Second Round, defeated #6 Houston (64-63) NCAA Sweet 16, defeated #7 Texas A&M (99-72) NCAA Elite Eight, defeated #9 Florida State (58-54) NCAA Final Four, defeated #11 Loyola-Chicago (69-57) NCAA Championship, lost to #1 Villanova (79-62)
Final Associated Press:	7th (1,231) -- March 5, 2018
Final ESPN/USA Today Coaches:	2nd (756) -- April 2, 2018

TEAM INFORMATION	
Starters Returning/Lost:	3/2
Returning (3):	Zavier Simpson (G), Charles Matthews (F), Isaiah Livers (F)
Lost (2):	Muhammad-Ali Abdur-Rahkman (G), Moritz Wagner (F)
Players Returning/Lost:	11/7
Newcomers (6)	Freshman Ingas Brazdeikis (guard, Mono, Ontario) Freshman Colin Castleton (forward, Daytona Beach, Florida) Freshman David DeJulius (guard, Detroit, Michigan) Freshman Brandon Johns Jr. (forward, East Lansing, Michigan) Freshman Adrien Nunez (guard, Brooklyn, New York) Sophomore Jaron Faulds (forward, Holt, Mich./Columbia)
Players Lost (7)	Graduate Senior Jaaron Simmons (eligibility exhausted) Senior Muhammad-Ali Abdur-Rahkman (graduation) Senior Duncan Robinson (graduation) Junior Moritz Wagner (early NBA entry, 1st Rnd, LA Lakers, 25th pick) Junior Brent Hibbitts (transfer) Sophomore Ibi Watson (transfer to Dayton) Freshman Naji Ozeir (walk-on, no longer with team)

ATHLETIC COMMUNICATIONS	
Associate Director	Tom Wywrot (Main Basketball Contact)
Office	(734) 763-4423
Cell	(734) 320-1148
Email	twywrot@umich.edu
Assistant Director	Megan McIntosh (Secondary Contact)
Office	(734) 763-4423
Cell:	(810) 223-3700
Email	meganmci@umich.edu

IMG/MICHIGAN SPORTS NETWORK	
Flagship Radio Station	WWJ (950AM)
Local Radio Station	WTKA (1050 AM)
Michigan Radio Network	Michigan/IMG Radio Network
IMG Contact	Jack Condon
General Manager	Ron Melnyk
U-M Play-By-Play	Matt Shepard
U-M Analyst	Terry Mills
Engineer	Tony Butler

Michigan Basketball Roster: 2018-19



No.	Michigan Basketball	Pos.	Hgt.	Wgt.	Class	Hometown (High School/Prep)	Pronunciation Guide
0	David DeJulius	G	6-0	190	Fr.	Detroit, Mich. (East English Village HS)	
1	Charles Matthews	G	6-6	205	Sr.	Chicago, Ill. (St. Rita HS/Kentucky)	
2	Jordan Poole	G	6-5	195	So.	Milwaukee, Wis. (La Lumiere School [Ind.])	
3	Zavier Simpson	G	6-0	190	Jr.	Lima, Ohio (Lima Senior HS)	
4	Isaiah Livers	F	6-7	235	So.	Kalamazoo, Mich. (Central HS)	"live-ers" [like the body part]
5	Adrien Nuñez	G	6-6	205	Fr.	Brooklyn, N.Y. (St. Thomas More Prep [Conn.])	"noon-yez"
11	Colin Castleton	F	6-11	210	Fr.	Daytona Beach, Fla. (Father Lopez Catholic HS)	
13	Ignas Brazdeikis	F	6-7	215	Fr.	Oakville, Ontario, Canada (Orangeville Prep)	"IG-ness" "brah'z-day-kiss"
14	Rico Ozuna-Harrison	G	5-11	170	So.	Detroit, Mich. (Cass Tech)	
15	Jon Teske	C	7-1	260	Jr.	Medina, Ohio (Medina HS)	"tess-key"
23	Brandon Johns Jr.	F	6-8	225	Fr.	East Lansing, Mich. (East Lansing HS)	
24	C.J. Baird	F	6-5	220	So.	Novi, Mich. (Detroit Catholic Central)	
32	Luke Wilson	G	6-0	170	So.	Boulder, Colo. (Boulder HS)	
44	Jaron Faulds	F	6-10	225	So.	Holt, Mich. (Holt HS/Columbia)	"j'aaron" "fall'dz"
51	Austin Davis	F	6-10	245	Jr.	Onsted, Mich. (Onsted Community HS)	
55	Eli Brooks	G	6-1	185	So.	Spring Grove, Pa. (Spring Grove Senior HS)	

Head Coach: John Beilein ("bee-line")

Assistant Coaches: Saddi Washington, Luke Yaklich ("YOCK-litch") & DeAndre Haynes

Director of Basketball Operations: Chris Hunter | **Director of Program Personnel:** Chinedu Nwachukwu ("chin-a-do" | "wan-chu-koo")

Video Analyst: Bryan Smothers | **Graduate Manager:** Jay Shunnar

Strength & Conditioning: Jon Sanderson | **Athletic Trainer:** Alex Wong

Michigan Roster Notables

- All U-M players are listed by academic class standing
- U-M Roster Breakdown (16): Senior (1), Junior (3), Sophomore (7), Freshmen (5)
- Charles Matthews (#1) transferred from Kentucky; sat out 2016-17; has two (2) years of eligibility remaining
- Austin Davis (#51) redshirted in 2016-17; has three (3) years of eligibility remaining
- Jaron Faulds (#44) transferred from Columbia; will sit out 2018-19; will have three (3) years of eligibility remaining
- C.J. Baird (#24) is a former student manager who was elevated to walk-on status (2017-18); a scout team player
- Rico Ozuna-Harrison (#14) is a former student manager who was elevated to walk-on status the last two seasons; a scout team player

Game Notes

MICHIGAN	AP	ESPN/USA Today
Preseason, Oct. 21	19th (437)	18th (265)
week 1, Nov. 12	18th (486)	-
week 2, Nov. 19	9th (1,021)	8th (565)
week 3, Nov. 26	7th (1,213)	5th (638)
week 4, Dec. 3	5th (1,339)	5th (680; 1)
week 5, Dec. 10	5th (1,398; 1 vote)	5th (694; 3 votes)
week 6, Dec. 17	4th (1,442; 1 vote)	5th (678; 3 votes)
week 7, Dec. 24	2nd (1,472; 9 votes)	4th (722; 4 votes)
week 8, Dec. 31	2nd (1,478; 9 votes)	4th (729; 4 votes)
week 9, Jan. 7	2nd (1,499; 9 votes)	4th (714; 6 votes)
week 10, Jan. 14	2nd (1,497; 9 votes)	4th (738; 6 votes)
week 11, Jan. 21		
week 12, Jan. 28		
week 13, Feb. 4		
week 14, Feb. 11		
week 15, Feb. 18		
week 16, Feb. 25		
week 17, March 5		
week 18, March 11		
Final		

ASSOCIATED PRESS POLL (Jan. 14, 2019)

No.	Team	Record	Total
1.	Duke (36)	14-1	1,558
2.	MICHIGAN (9)	17-0	1,497
3.	Tennessee (13)	14-1	1,482
4.	Virginia (6)	15-0	1,473
5.	Gonzaga	16-2	1,315
6.	Michigan State	15-2	1,292
7.	Kansas	14-2	1,188
8.	Texas Tech	15-1	1,157
9.	Virginia Tech	14-1	1,091
10.	Nevada	16-1	1,015
11.	Florida State	13-3	918
12.	Kentucky	12-3	790
13.	North Carolina	12-4	678
14.	Auburn	12-3	669
15.	Marquette	14-3	668
16.	Buffalo	15-1	625
17.	N.C. State	14-2	586
18.	Ole Miss	13-2	501
19.	Maryland	14-3	412
20.	Oklahoma	13-3	394
21.	Houston	16-1	387
22.	Villanova	13-4	300
23.	Iowa	14-3	172
24.	Mississippi State	12-3	154
25.	Indiana	12-4	116

Others receiving votes: Louisville 112, **Nebraska 36**, **Ohio State 34**, **Wisconsin 31**, Iowa State 20, UCF 17, **Purdue 16**, Kansas State 14, St. John's 12, TCU 12, Murray State 9, Arizona 8, Washington 8, LSU 7, Seton Hall 6, South Carolina 6, Temple 5, **Minnesota 3**, Cincinnati 2, Wofford 2, Hofstra 1, Florida 1

ESPN/USA TODAY POLL (Jan. 14, 2019)

No.	Team	Record	Total
1.	Virginia (13)	15-0	770
2.	Duke (6)	14-1	754
3.	Tennessee (7)	14-1	745
4.	MICHIGAN (6)	17-0	738
5.	Gonzaga	16-2	644
6.	Michigan State	15-2	641
7.	Virginia Tech	14-1	577
8.	Kansas	14-2	572
9.	Texas Tech	15-1	564
10.	Nevada	16-1	512
11.	Florida State	13-3	383
12.	Auburn	12-3	381
13.	Marquette	14-3	331
14.	Kentucky	12-3	323
15.	North Carolina	12-4	310
16.	N.C. State	14-2	307
17.	Houston	16-1	288
17.	Buffalo	15-1	288
19.	Oklahoma	13-3	216
20.	Mississippi	13-2	192
21.	Villanova	13-4	146
22.	Maryland	14-3	140
23.	Mississippi State	12-3	118
24.	Iowa	14-3	108
25.	Indiana	12-4	75

Others receiving votes: **Ohio State 74**, Iowa State 38, Louisville 27, UCF 26, TCU 24, **Nebraska 21**, St. John's 18, Kansas State 14, Arizona 6, Furman 5, **Minnesota 5**, North Texas 4, Arizona State 4, Washington 3, **Wisconsin 3**, **Purdue 3**, LSU 2

WHO ARE THE MICHIGAN WOLVERINES?

- Michigan is led by head coach John Beilein, who is in his 12th season in Ann Arbor. Beilein has spent 41 years coaching college basketball and 44 total years in basketball. He has never been an assistant coach.
- Michigan assistant staff includes Saddi Washington (third season) as well as Luke Yaklich (yock-litch) and DeAndre Haynes, who are both in their second seasons.
- Washington oversees the entire team and works with the big men, while Haynes assists Beilein with offense, and Yaklich serves as the defensive coordinator.
- Michigan features a 16-player roster, with a rotation that could go as deep as many as 10. However, the Maize and Blue rely on a rotation of seven players.
- Some would say, the Wolverines are developing into a "positionless" team with several players playing multiple spots during a game -- i.e. Isaiah Livers has played three positions (the three through five) and Ignas Brazdeikis has been seen playing two (the two and four).
- Overall, the Wolverines play a read-and-react offense with ball screen action as a mainstay in sets. However this season, U-M has adjusted to its personnel with more cutting, downhill attacks and driving to the basket at a much higher level than ever before.
- Michigan has the ability to play a big line up with 7-1 Jon Teske in the middle, or rotate to a smaller set with Isaiah Livers subbing in.
- U-M plays primarily a man-to-man defense, which is coordinated through Yaklich.
- Known throughout John Beilein's tenure as one of the best offensive teams in the country, the Wolverines have changed the narrative to becoming an elite defensive team while maintaining their offensive prowess.

THE LAST OF THE UNDEFEATEDS ...

- U-M joins Virginia as the only two teams remaining with undefeated records. The Wolverines set a program record start and are 17-0 heading into the road game at Wisconsin, while the Cavaliers are 16-0 in the ACC heading into a key week of games playing a pair of top 10 ACC foes.
 - No. 4/1 Virginia (16-0) --> at No. 1/2 Duke (Jan. 19), Wake Forest (Jan. 22), at Notre Dame (Jan. 26)
 - No. 2/4 Michigan (17-0) --> at Wisconsin (Jan. 19), Minnesota (Jan. 22), at Indiana (Jan. 25)

STARTING PERFECT THROUGH 17 GAMES

- Michigan remains a perfect 17-0 which is the best start for the Wolverines in the program's 103 year history.
- Overall it is the fourth time U-M has opened a season undefeated into January. In each of those years, the Wolverines have etched some significant stories for the history books ... check out the list below
 - 2018-19, started 17-0, finished ???**
 - 2012-13, started 16-0, finished 31-8 and were the national runner-up
 - 1985-86, started 16-0, finished 28-5 and won Big Ten championship
 - 1988-89, started 11-0, finished 30-7 and won the national championship

THE 17-GAME STREAK BREAKDOWN

- U-M's current 17-game win streak ties the best in program history, equaling the 17 game streak in the second half of the 1984-85 season.
- The Wolverines have posted four different times of winning 15-plus games in a row -- 17 (2x) and 16 (2x). Below is the listing of the top winning streaks in U-M history.

Wins	Game Started	Game Ended
> 17	Norfolk State (Nov. 6, 2018)	???
17	Purdue (Jan. 12, 1985)	Fairleigh Dickinson (March 15, 1985)
16	Slippery Rock (Nov. 9, 2012)	Ohio State (Jan. 13, 2013)
16	Virginia Tech (Nov. 22, 1985)	Purdue (Jan. 11, 1986)
14	Iowa (Feb. 14, 2018)	vs. Villanova (April 2, 2018)
14	Chicago (Jan. 29, 1921)	Michigan Agricultural (Jan. 6, 1922)

A-MAIZE-ING NUMBERS

- Since U-M's a 61-52 loss at Northwestern (Feb. 6, 2018) in the AllState Arena last season, the Maize and Blue has gone 31-1 -- with a 14-game, as well as the current 17-game, winning streaks. The lone loss was in the 2018 national championship game against Villanova.
- Among U-M's 31 victories, 24 have come by double figures, with eight by 20-plus points.
- U-M's current 17-0 record is the second time under John Beilein (since 2007-08) U-M has remained undefeated heading into mid-January. The other occurrence was the 2012-13 campaign, when the team got off to a program-best 16-0 start, and did not drop its first game until Jan. 13 -- a 56-53 loss at No. 15 Ohio State when Trey Burke's game-tying three went halfway down and then rattled out. That season, the Wolverines advanced to the national title game, before falling to Louisville.
- Since U-M's well-documented plane accident prior to the start of the 2017 Big Ten Tournament and postseason run, the Wolverines have gone 56-9.
- Michigan has won its last 18 straight games at Crisler Center. In fact, the Wolverines have an impressive 30-1 record in their last 31 games at Crisler Center and is 42-4 over the last three seasons.
- The lone home setback was a 70-69 win by No. 5/7 Purdue (Jan. 9, 2018) after the Boilermakers Isaac Haas made a free throw with four seconds left to defeat the Wolverines in the final seconds.
- Michigan has 20 straight wins against non-conference opponents at Crisler Center. The last non-conference home loss was a 73-70 setback against Virginia Tech (Nov. 30, 2016) in the ACC/Big Ten Challenge.

BUT WAIT THERE IS MORE ... HOW ABOUT THIS CRAZY NEAR MATCHING STREAK

- Currently, U-M is 31-1 over its last 32 games, with the only loss coming against Villanova in the 2018 national title game. The question has been raised if this is the best in program history? Well, check this out.
- In the 1984-85 season and stretching into 1985-86, the Wolverines had a stretch of going 33-1. The lone loss? A 59-55 loss to Villanova (March 17, 1985) in the NCAA second round as the Wildcats went on to win the NCAA Championship.
- During the mid-80s run, U-M posted the program's top win streak of 17 straight games as well as starting the 1985-86 season going 16-0 -- which has been surpassed this season.
- Additionally, U-M's 24-game home winning streak happened during this timeframe, which U-M currently has an 18 game streak going.
- The mid-80s streak ended with a 73-63 loss at Minnesota (Jan. 16, 1986) -- when the Wolverines were ranked No. 2.

Game Notes

FROM THE POLLS

- Michigan is ranked No. 2 by the Associated Press and No. 4 by the ESPN/USA Today Coaches poll for the fourth straight week.
- Overall, U-M is one of five Big Ten teams among the nation's top 25 -- Michigan State (No. 6/6), Maryland (No. 19/22), Iowa (No. 23/24) and Indiana (No. 25/25). In the meantime, five additional programs are just outside the top 25; putting 10 teams among the nation's top 45 -- Nebraska (No. 27/31), Ohio State (No. 28/26), Wisconsin (No. 29/40), Purdue (No. 32/41), Minnesota (No. 42/36).
- During John Beilein's tenure at U-M, the Wolverines have been ranked in a regular season poll a total of 82 weeks. In fact from 2011 to 2014, the Maize and Blue stayed among the nation's top 25 for 43 straight weeks.
- Under Beilein, U-M reached the top of the polls with a No. 1 AP and No. 2 ESPN/Coaches ranking during the 2012-13 season -- Jan. 28, 2013. In fact, the Wolverines stayed among the top 10 that entire season, which ended with the first trip to the Final Four in 20 years and eventual national title game against Louisville.

A FEW MORE RANKED NUMBERS

- Michigan has won all four of its games against ranked foes this season -- all by double digits --
 - at No. 8/8 Villanova (73-46, +27)
 - No. 11/13 North Carolina (84-67, +17)
 - No. 19/18 Purdue (76-57, +19)
 - No. 21/22 Indiana (74-63, +11).
- After the 74-63 win over No. 21/22 Indiana (Jan. 6), Michigan is 7-1 in its last eight home games against ranked opponents, with the lone loss coming by one point (70-69) last year to No. 5/7 Purdue (Jan. 9, 2018).

2018 ... WHAT A GREAT YEAR!

- Michigan went 34-5 (87.2%) during the 2018 calendar year. U-M repeated as Big Ten Tournament champions -- winning four games in four days for a second straight year -- and advanced to its second Final Four and national title game in the last six years.
- The question has been asked is it the best ever? Actually, it is the second time U-M has won 30-or-more games in a calendar year after the Wolverines went 30-3 (90.9%) in 1985. U-M has won 25 games in a calendar 13 times.
- In the stretch of 39 games, U-M recorded a 14-game winning streak only to have it snapped by Villanova in the national championship. The Wolverines have surpassed that streak as they are on a 17-game winning streak that opened 2018 and stretches into 2019.
- During 2018, the Maize and Blue defeated eight nationally ranked teams -- with five of those among the top 10, including two over rival Michigan State.
- Breaking down the games, U-M went 16-1 in home games and 18-4 in road/neutral games.
- Among the five losses in 2018, three were true road games, three were against top 5 opponents, one was a one-point home loss and one was in the national title game -- No. 5/7 Purdue (L, 70-69; Jan. 9), at Nebraska (L, 72-52; Jan. 18), at No. 3/3 Purdue (L, 92-88; Jan. 25), at Northwestern (L, 61-52; Feb. 6) and vs. No. 2/2 Villanova (L, 79-62; April 2).

A PROGRAM DEFINING MOMENT

- After starting 58-62 three and a half seasons into his U-M coaching career, John Beilein had a tenure changing win at Michigan State, 61-57, on Jan. 27, 2011. After heavy snow cancelled travel the night before, U-M made it to the Breslin Center about an hour before tipoff and used a late Stu Douglass 3-pointer to upset the Spartans -- U-M's first win in East Lansing in 14 years.
- Since that rivalry road win, Beilein's Wolverines have gone 207-81 (72%) and captured two Big Ten regular season titles (2012 & 2104), back-to-back Big Ten Tournament titles (2017, '18), made seven NCAA trips including four Sweet 16s, three Elite Eights, two Final Fours and two title game appearances (2013, '18).

17 GAMES IN FOR THE MAIZE AND BLUE

- Through 17 games, U-M is averaging 73.6 points per game, more than +17.0 than its opponents (56.6).
- Currently, U-M is ranked fourth nationally for scoring defense efficiency by KenPom.com.
- U-M has held its opponents to 70-or-fewer points in 16 games, with 11 games of 60-or-fewer points scored and four with 50-or-fewer points. South Carolina (Dec. 8) remains the only team to surpass 70 points against U-M, scoring 78 in its loss to the Wolverines.
- Michigan has posted five games with 80-plus points this season, including a season-high 89 points in home win over South Carolina (Dec. 8). U-M is 74-4 under U-M coach John Beilein when scoring 80-or-more points.
- After making 14 3-pointers in the first three games, U-M has made an averaging of 8.6 per game -- recording seven games with 10-plus -- including a season-high 15 vs. George Washington (Nov. 17) in the fourth game of the season, which, at the time, doubled U-M's season total output on the season.
- Michigan has shot 50 percent or better from the field in four games, including a season-best 57.4 percent against North Carolina. Overall, U-M is checking in at a 47.1 season percentage.
- U-M has taken its game inside the arc 60 percent of the time and is shooting 53 percent (320-for-599) on two pointers. From long range, the Wolverines are 135-for-368 (36.7 percent).
- The Wolverines average 6.5 steals per game and has swiped five-or-more in 11 games. In fact, U-M has four games with 10-plus in a game, including a season-high 11 at Villanova (Nov. 14).
- U-M has six players with 10-or-more steals this season led by Xavier Simpson's 26 and Charles Matthews's 23. Last season, Simpson led U-M with 53 steals, 15 more than the next closest Wolverine.
- So far through 17 games the Maize and Blue have had a 13 games with a Wolverine scoring 20-plus points in a game -- Ignas Brazdeikis (5), Charles Matthews (4), Jordan Poole (3) and Xavier Simpson (1). In 41 games last season U-M totaled 24 games with a Wolverine scoring 20-plus points.
- Ignas Brazdeikis (83) and Charles Matthews (75) combine for over half (158, 51%) of U-M's total free throw attempts on the season (307). The next closest Wolverines are Jon Teske (43) and Jordan Poole (42).
- Michigan had all five starters score in double figures at Illinois (Jan. 10) -- Simpson (16), Ignas Brazdeikis (15), Matthews (14), Teske (13), Poole (10). It marked the first time all five scored double digits since U-M's game against Central Michigan (Nov. 13, 2017). Prior to the Illinois game, the Wolverines had four double figure starters in three games.

2018 Signing Day



EARLY SIGNING PERIOD

Wolverines Add Cole Bajema and Jalen Wilson

- John Beilein announced on the first day of the early signing period guard Cole Bajema (Lynden, Washington) and forward Jalen Wilson (Denton, Texas) will join the Wolverines for the 2019-20 academic year.

Cole Bajema ("badge-ah-ma")

6-7 | Guard/Forward

Lynden, Wash. (Lynden Christian)

- A three-year varsity player, Bajema helped Lynden Christian to three straight 20-plus-win seasons. Named Washington's 2018 AP Class 1A Player of the Year, Bajema averaged 23.0 points and 7.0 rebounds per game and guided Lynden Christian to a 26-1 record and the Class 1A state championship with an 82-45 victory over Freeman. It was the school's first state title since 2012.
- As a sophomore, Bajema averaged 18.5 points per game and guided Lynden to the Class 1A semifinals before an eventual fourth-place finish in the state playoffs. He helped the Lynx to a pair of Northwest District titles as a junior (12-1, 2018) and as a freshman (11-1, 2016). Bajema added Northwestern District first team honors in 2017 and 2018 and was an AP Class 1A all-state first teamer in 2018 after earning honorable mention in 2017.
- This summer Bajema was invited to play with the Bellingham Slam in the prestigious Seattle Pro-Am, which is organized by former Wolverine Jamal Crawford. Bajema also played AAU with Friends of Hoop in Seattle. Bajema's sister, Kara, was a standout basketball and volleyball player for Lynden Christian and is currently a junior outside hitter for the University of Washington volleyball program.

Jalen Wilson

6-8 | Guard/Forward

Denton, Texas (Guyer High School)

- Currently rated No. 73 on ESPN's Top 100 for Class of 2019, Wilson is on the No. 1 team in Texas' District 6A region at John H. Guyer High School.
- Wilson averaged 16.1 points, 6.2 rebounds, 3.3 assists last season on the way to Texas Association of Basketball Coaches (TABC) Class 6A all-state, all-regional and District 6A co-MVP honors. He helped the Wildcats to a 38-2 record and a regional championship game in the Texas state playoffs.
- A three-year varsity player at Guyer, Wilson has been part of three straight District 6A championship teams. Averaging 16.3 points, 6.4 rebounds and 2.9 assists as a sophomore, he guided Guyer to a 25-6 record and a trip to the Bi-District final. As a freshman, he posted 15.0 points, 6.8 rebounds and 3.1 assists per game as Guyer went 30-3 and advanced to the District 6A Area final.
- Named after U-M's Jalen Rose of the Fab Five, Wilson played on the Gauntlet AAU circuit this spring, averaging 19.7 points, 7.1 rebounds and 2.6 assists.

Game Notes

MICHIGAN'S ALL-TIME WINS LEADER

• With 265 victories, John Beilein is U-M's winningest coach.
• Beilein has compiled eight (8) of U-M's 29 total 20-win seasons in program history -- over a quarter. In fact, he owns two of the four 30-win season including the all-time record of 33 set in 2018-19.

U-M ALL-TIME WIN LEADERS

265	John Beilein (2007-present, 11 seasons)
209	Johnny Orr (1968-80, 12 seasons)
191	Bill Frieder (1980-89, 8.5 seasons)
184	Steve Fisher (1989-97, 8.5 seasons)

SIGNIFICANT WINS FOR BEILEIN AT U-M

1	Radford (88-55) on Nov. 9, 2007 in his U-M debut
50	at Clemson (69-61) on Nov. 30, 2010
100	Arkansas (80-67) on Dec. 8, 2012
121	Florida in Elite Eight (79-59) on March 31, 2013 <i>U-M's first Final Four in 20 years</i>
122	Syracuse in Final Four (61-56) on April 6, 2013 <i>U-M's first title game in 20 years</i>
150	Tennessee (73-71) on March 28, 2014 <i>U-M's second straight NCAA Elite Eight</i>
200	Penn State (72-69) on Jan. 4, 2016 at Crisler Center
209	at Nebraska (93-57) on March 5, 2017 <i>Ties U-M's all-time win record, passing Orr (209)</i>
210	vs. Illinois (75-55) on March 9, 2017 <i>Sets U-M's all-time win record, passing Orr (209)</i>
213	vs. Wisconsin (71-56) on March 12, 2017 <i>Wins Big Ten Tournament title</i>
228	at Iowa (75-68) on Jan. 2, 2018 <i>Becomes 21st B1G coach to reach 100 conference wins & Second U-M coach with 100 B1G wins</i>
243	vs. Purdue (75-66) on March 4, 2018 <i>Wins second straight Big Ten Tournament title</i>
247	vs. Florida State (58-54) on March 24, 2018 <i>Advances to second Final Four at U-M</i>
248	vs. Loyola-Chicago (69-57) on March 31, 2018 <i>Advances to second national title game</i>

ANOTHER MILESTONE REACHED FOR COACH B

• John Beilein is the 21st coach in Big Ten history to reach 100-plus regular season wins.
• Beilein is the second Wolverine coach to reach 100 Big Ten wins following and needs 10 more to pass Johnny Orr's all-time mark of 120.
• Beilein has 10-or-more wins in the Big Ten regular season in six of his last seven seasons.
• Currently, the Big Ten has three active coaches with 100-plus wins -- Michigan State's Tom Izzo (278, 24 seasons), Purdue's Matt Painter (144, 14 seasons) and Beilein (117, 12 seasons).

100-PLUS B1G REGULAR SEASON WINS COACHES

1.	Bob Knight, Indiana (1972-2000)	353
2.	Tom Izzo, Michigan State (1995-pres)	278
3.	Gene Keady, Purdue (1981-2005)	265
4.	Ward Lambert, Purdue (1917, '19-45)	228
5.	Lou Henson, Illinois (1976-96)	214
6.	Branch McCracken, Indiana (1939-43, '47-65)	210
7.	Jud Heathcote, MSU (1976-95)	182
8.	Harry Combes, Illinois (1948-67)	174
9.	Bo Ryan, Wisconsin (2002-16)	172
10.	Fred Taylor, Ohio State (1959-76)	158
	Walter Meanwell, Wisconsin (1912-17, '21-34)	158
12.	Harold Olsen, Ohio State (1923-46)	154
13.	Thad Matta, Ohio State (2005-17)	150
	Harold "Bud" Foster, Wisconsin (1935-59)	143
15.	Matt Painter, Purdue (2005-pres)	144
	Arthur Lonborg, Northwestern (1928-50)	138
17.	Tom Davis, Iowa (1986-99)	125
18.	Johnny Orr, Michigan (1969-80)	120
19.	John Beilein, Michigan (2007-pres)	117
20.	Dave MacMillan, Minnesota (1928-42, '46-48)	108
21.	L.J. Cooke, Minnesota (1897-1924)	103

GETTING DEFENSIVE

• Michigan has a fourth best defensive efficiency rating according to Ken Pom.
• U-M opponents are scoring 56.6 points per game -- third lowest in the country.
• Michigan has held an opponent to 30 or fewer points in 21 of 34 halves (61 percent of the time).
• U-M has held its opponent to less than 40 percent shooting in nine games.
• U-M is 31st in the nation for field goal percentage defense at 39.7 percent.
• U-M opponents are shooting 30.2 percent on 3-pointers, averaging 4.8 made per game.
• U-M has held an opponent to five-or-fewer 3-pointers in 10 games; none have made more than nine this season.
• U-M is out-rebounding its opponents by +4.1 per game -- 36.2 to 32.1.
• U-M has forced its opponents into 13.3 turnovers per game, as U-M has caused its opponents to double digit turnovers in 14 games. In fact, U-M opponents have twice had 20-plus turnovers in a game -- at #8/8 Villanova (21) and Air Force (20).

MORE ON THE DEFENSIVE GROWTH

• Last season, Michigan led the Big Ten allowing 63.3 points per game, which was eighth in the nation. It was the Wolverines who led the conference in scoring defense for the first time since the 1964 season -- 54 years.
• In program history, U-M has led the Big Ten in defense just three times in its 103 years -- 1948 (46.3), 1952 (56.2) and 1964 (75.5).
• Michigan currently has the fourth best defensive efficiency in the nation according to KenPom.com. The defensive efficiency is calculate by points allowed per 100 defensive possessions, same as offensive.
• Below is a breakdown of the John Beilein U-M era offensive and defensive efficiencies

Season	Offensive	Defensive	Season Highlights
2007-08	162nd	129th	-
2008-09	40th	67th	NCAA 2nd Rd.
2009-10	101st	58th	-
2010-11	39th	37th	NCAA 2nd Rd.
2011-12	19th	56th	B1G Champions, NCAA 1st Rd.
2012-13	1st	37th	Final Four & NCAA Runner-up
2013-14	3rd	89th	B1G Champions, NCAA Elite Eight
2014-15	67th	100th	-
2015-16	30th	92nd	NCAA First Four & 1st Rd.
2016-17	4th	69th	BTT Champions, NCAA Sweet 16
2017-18	35th	3rd	BTT Champions, Final Four & NCAA Runner-up
2018-19	20th	4th	???

WOLVERINES CLOSING IN ON CAREER MARKS

• Already the all-time winningest coach at U-M with 265 wins, Beilein needs four (117) more Big Ten wins to surpass Johnny Orr's U-M record of 120.
• Xavier Simpson has not missed a game in three seasons -- a streak of 96 straight.
• Charles Matthews and Jon Teske have not missed a game in two seasons -- a streak of 58 straight.
• With four more games played, Simpson will become the 70th Wolverines to play 100 career games.
• Simpson (288) needs 12 more assists to become the 15th Wolverine to dish 300 career assists.
• Matthews (771) needs 229 more points to become the 55th Wolverine to score 1,000 career points.
• Jordan Poole (461) needs 39 more points to reach 500 in his two seasons with U-M.
• With one more 3-pointer, Poole (39; 17 games) will match his entire freshman season total of 40 (39 games).

MAKING AN IMPACT

• Ignas Brazdeikis is primarily a right-handed person. However, he shoots and drives as a lefty in games. Moreover as the season has progresses, his ambidextrous ability to score, shoot and pass has made him even more dangerous as you really don't know where he will attack.
• Brazdeikis' snake tattoo on his left forearm became a social media topic as it was compared to the Harry Potter novels and movies -- for being in the Slytherin House. However, it is a personal tattoo for Iggy to "always remember to avoid temptation."
• Brazdeikis has made the most of his early time with U-M starting all 17 games and leading the Wolverines with 15.6 points per game. He has 14 double figure scoring games with five 20-plus point games including a career-best 25 against North Carolina (Nov. 28).
• For his efforts Brazdeikis has been named the Big Ten's Freshman of the Week three times -- Dec. 3, Dec. 10 and Dec. 31. He is tied with Nik Stauskas for third all-time for a Wolverine earning the conference accolade -- Tim Hardaway Jr. (4) and Trey Burke (7).
• Brazdeikis is shooting 48.7 percent from the field and has 11 games with five-or-more field goals including a career-best nine in three games. Adding to that he is shooting 38.5 percent from deep (20-for-52).
• He hauls in 5.4 rebounds per game with 10 games of five-or-more, seven games of seven-plus and one in double digits following his career-best 11 against Penn State.

MICHIGAN'S DRIVING FORCE

• Xavier Simpson continues to be the main engine for U-M as he controls the Wolverines offense and defense.
• So far this season, Simpson is averaging 8.6 points, 5.9 assists and 4.6 rebounds per game.
• Simpson scored a career-best 24 points after making a career-best five 3-pointers in the win against Northwestern (Jan. 13). It was the first 20-plus point game as he passed his career-best of 16 (3x), with the last coming at Illinois (Jan. 10) the game prior.
• Simpson has five-or-more assists in 13 games. He recently recorded his first double-digit assist game with a career-best 10 against Binghamton (Dec. 31). For the season he has four games with eight-plus assists.
• With four assists against Northwestern (Jan. 13), Simpson posted his second straight season of 100-plus assists. He currently stands at 101 (5.9 apg). Last season he record 150 (3.7 apg).
• After grabbing a career-best 11 rebounds vs. George Washington (Nov. 17), Simpson posted his first career double-double (14 points, 11 rebounds). He just missed a -- possible U-M sixth -- triple-double as he closed eight assists before getting pulled with nearly eight minutes left.
• Simpson nearly added a second U-M first against Binghamton (Dec. 31). After dishing a career-best 10 assists, he grabbed nine rebounds almost becoming the first Wolverine to record a double-double for rebounds and assists -- other than the five triple-doubles in U-M history.

Game Notes

CRACKING THE TOP 20

- With 288 assists, Xavier Simpson cracked U-M's all-time top 20 and needs 12 more to reach 300 in his career.
- The Wolverines have had 15 players surpass 300 career assists with the last being Derrick Walton Jr. (2014-17), who finished with 499 in his career.

- Among U-M's top 20 assist men, seven have played for John Beilein.

1.	Gary Grant (1985-88)	731
2.	Rumeal Robinson (1988-90)	576
3.	Antoine Joubert (1984-87)	539
4.	Derrick Walton Jr. (2014-17)	499^
5.	Daniel Horton (2003-06)	484
6.	Travis Conlan (1995-98)	480
7.	Eric Turner (1982-84)	421
8.	Trey Burke (2012-13)	416^
9.	Jalen Rose (1992-94)	401
11.	Manny Harris (2008-10)	366^
12.	Bernard Robinson Jr. (2001-04)	364
13.	Jimmy King (1992-95)	354
14.	Darius Morris (2010-11)	319^
15.	Ray Jackson (1992-95)	300
16.	Louis Bullock* (1996-99)	299
17.	Muhammad-Ali Abdur-Rahkman (2015-18)	295^
18.	Michael Griffin (1987-90)	290
18.	Stu Douglass (2009-12)	290^
20.	Zavier Simpson (2017-present)	288^

^ played under current U-M coach John Beilein

DON'T LEAVE JP OPEN

- Jordan Poole continues to have a breakout sophomore season as he has doubled his offensive production going from 6.0 points to 13.4 points this season.
- Poole had a streak of scoring in double figures in 11 straight games, with a pair of 20-plus point games -- including a career-best 26 against South Carolina. Overall he has 12 total.
- With his team-leading 39 3-pointers Poole is just one away from reaching his entire freshman total of 40.
- So far this season, Poole has drained five-or-more 3-pointers in four games, including a career-best six against Binghamton (Dec. 30). Last season, he had one game of five 3-pointers -- against Indiana (Dec. 2).
- Poole is proving to not just be a shooter this season as he has nine games with five-or-more rebounds giving him 59 total (3.5 rpg). In 39 games as a freshman, Poole grabbed a total of 53 rebounds (1.4 rpg).
- Poole has recorded an assist in every game this season and is averaging 2.2 per game as he has six games of three-or-more -- including a career-best four three times -- North Carolina (Nov. 28), South Carolina (Dec. 8) and Binghamton (Dec. 30).

THE NEW SIXTH MAN

- Isaiah Livers has taken over former Wolverine and current NBA two-way player Duncan Robinson's role from a season ago as the Sixth Man. Robinson went on to earn U-M's first ever Big Ten Sixth Man of the Year honor and this season Livers is looking to repeat getting the honor for the Maize and Blue.
- What is even more impressive than adjusting to coming off the bench is Livers learning three positions as he actually comes off the bench to play either the three (Charles Matthews), four (Ignas Brazdeikis) or five (Jon Teske) positions for John Beilein.
- Averaging 8.0 points per game, Livers has come off the bench to score in double figures in five games -- after posting three total last season. Livers scored a career-best 17 points -- on 8-for-10 shooting against Binghamton (Dec. 30) to close 2018.
- He is shooting 51.9 percent from the field and has already made 22 3-pointers (45.8%), which has already passed his entire freshman year total (21).
- He has pulled down 4.0 rebounds per game, including grabbing 10 of his 15 offensive boards over the last seven games.

BIG JON ... BIG BAD JON

- Jon Teske is known as "Big Sleep" for his quiet personality, however, there has been a push to change that to "Big Nasty" -- especially by big men coach Saddi Washington.
- While scoring 8.4 points per game, Teske leads U-M in rebounding (6.6 rpg) and blocks (2.2 bpg; 37 total).
- Teske has posted a career-best-tying 17 points, three times -- vs. Providence (Nov. 18), No. 19/18 Purdue (Dec. 1) and Northwestern (Jan. 13; all in first half). Overall, he has six total double figure scoring games.
- Teske has doubled his offensive production going from 3.4 ppg last season to this season (8.4 ppg). In fact he tallied a total of 141 total points last season (41 games), and just surpassed that total with 142 in 17 games this season.
- Teske has posted back-to-back double doubles after his 13 point, 11 rebounds performance at Illinois (Jan. 10) and his 17 point (all in first half), 11 rebounds against Northwestern (Jan. 13). Overall the pair of double-dips gives him three for his career.
- Teske has recorded at least one block in 16 games and has twice swatted a career-best five blocks -- Holy Cross (Nov. 11) and No. 11/13 North Carolina (Nov. 28). In fact, Teske has had two-or-more blocks in his last six straight games.
- This season, Teske's 37 blocks surpasses his entire sophomore total of 26 as well as his two-year career total (33).
- Teske's 37 blocks makes him just the second Wolverine (D.J. Wilson - 57 - 2016-17), to record 30 or more blocks in a season since Ekpe Udoh's 92 in the 2007-08 campaign - 11 seasons ago.
- Adding to the depth of his game, Teske has floated out to the top of the key for the pick and pop and drained eight 3-pointers this season. He drained a career-best three against Northwestern (Jan. 13). After going 0-for-2 in his first two seasons from long range, he is 8-for-27 this season (29.6%).

#GOBLUE --> #PROBLUE

- Michigan has nine former Wolverines playing in the NBA -- with eight of those former John Beilein players. The list includes:

- Trey Burke (2011-13), New York Knicks
- Jamal Crawford (1999-2000), Phoenix Suns
- Tim Hardaway Jr. (2010-13), New York Knicks
- Caris LeVert (2013-16), Brooklyn Nets
- Duncan Robinson (2015-18), Miami Heat (*two-way*)
- Glenn Robinson III (2012-14), Detroit Pistons
- Nik Stauskas (2012-14), Portland Trailblazers
- Moritz Wagner (2015-18), Los Angeles Lakers
- D.J. Wilson (2015-17), Milwaukee Bucks

- Michigan has five former Wolverines in the NBA G League -- all four who played under Beilein. The list includes:

- Muhammad-Ali Abdur-Rahkman (2015-18), Canton Charge
- Jon Horford (2012-14), Grand Rapids Drive
- Zak Irvin (2014-17), Westchester Knicks
- Darius Morris (2009-11), Santa Cruz Warriors
- Duncan Robinson (2015-18), Sioux Falls Skyforce (*two-way*)

- Michigan has eight former players playing professionally in Europe -- all eight who played under Beilein. The list includes:

- Stu Douglass (2008-12), Israel
- Zak Irvin (2014-17), Mexico
- Manny Harris (2007-09), Greece
- Jordan Morgan (2010-14), Turkey
- Jevohn Shepherd (2006-09), France
- DeShawn Sims (2007-10), Italy
- Jaaron Simmons (2017-18), Switzerland
- Derrick Walton Jr. (2014-17), Turkey

- Michigan has 10 additional Wolverines working with NBA franchises, scouting or with media outlets. The list includes:

- Juwan Howard (1991-94), Assistant Coach with Miami Heat
- Mark Hughes (1985-89), Assistant GM of L.A. Clippers
- Tim McCormick (1980-84), Analyst for ESPN basketball
- Terry Mills (1987-90), Analyst U-M Radio
- Rob Pelinka (1988-93), General Manager of L.A. Lakers
- Glen Rice (1985-89), Scout for Miami Heat
- Jalen Rose (1992-94), ESPN Talent, host "Get Up"
- Campy Russell (1972-74), Alumni Relations with Cleveland
- Rudy Tomjanovich (1967-70), Consultant for L.A. Lakers
- Chris Webber (1992-93), NBA Analyst for TNT

MICHIGAN & THE NBA DRAFT

- Michigan has 59 Wolverines selected in the NBA Draft.
- Michigan has six Wolverines chosen among the top five, including two No. 1 overall picks - Cazzie Russell (1966, N.Y. Knicks) and Chris Webber (1993, Orlando Magic)
- Michigan has 27 of 59 players selected in the first round. Since 1988, U-M has 18 of its last 26 players chosen in the first round.
- Since John Beilein's arrival, U-M has nine NBA selection including seven first-round selections. The list includes:

- Darius Morris, 2011: L.A. Lakers (2nd, No. 41)
- Trey Burke, 2013: Minnesota T'wolves (1st, No. 9)
- Tim Hardaway Jr., 2013: N.Y. Knicks (1st, No. 24)
- Nik Stauskas, 2014: Sacramento Kings (1st, No. 8)
- Mitch McGary, 2014: Oklahoma City Thunder (1st, No. 21)
- Glenn Robinson III, 2014: Minnesota T'wolves (2nd, No. 40)
- Caris LeVert, 2016: Brooklyn Nets (1st, No. 20)
- D.J. Wilson, 2017: Milwaukee Bucks (1st, No. 17)
- Moritz Wagner, 2018: L.A. Lakers (1st, No. 25)



Game Notes

U-M 1,000 POINT SCORERS UNDER BEILEIN
U-M Head Coach John Beilein has 26 total 1,000 point scorers -- 12 at Michigan; six at Le Moyne; three at Canisius; three at West Virginia -- including son, Patrick (1,001) -- and two at Richmond.

BEILEIN'S MICHIGAN 1,000 POINT SCORERS (12)	
Manny Harris (2008-10)	1,668
Zak Irvin (2014-17)	1,610
DeShawn Sims (2008-10)	1,584
Tim Hardaway Jr. (2011-13)	1,532
Derrick Walton Jr. (2014-17)	1,471
Muhammad-Ali Abdur-Rahkman (2015-18)	1,314
Trey Burke (2012-13)	1,231
Moritz Wagner (2016-18)	1,114
Zack Novak (2009-12)	1,082
Duncan Robinson (2015-18)	1,072
Caris LeVert (2013-16)	1,070
Nik Stauskas (2013-14)	1,060

BEILEIN'S CAREER 1,000 POINT SCORERS	
Len Rauch, Le Moyne (1988-91)	1,876
Michael Meeks, Canisius (1993-96)	1,827
Kevin Pittsnogle, West Virginia (2003-06)	1,708
Manny Harris, Michigan (2008-10)	1,668
Zak Irvin, Michigan (2014-17)	1,610
Darrell Barley, Canisius (1993-96)	1,587
DeShawn Sims, Michigan (2008-10)	1,584
Tim Hardaway Jr., Michigan (2011-13)	1,532
Craig Wise, Canisius (1993-95)	1,481
Derrick Walton Jr., Michigan (2014-17)	1,471
Scott Hicks, Le Moyne (1985-88)	1,470
Peter Jerebko, Le Moyne (1985-88)	1,384
Muhammad-Ali Abdur-Rahkman (2015-18)	1,313
James Henderson, Le Moyne (1984-87)	1,272
Trey Burke, Michigan (2012-13)	1,231
Tom Herhusky, Le Moyne (1990-92)	1,196
Greg Stevenson, Richmond (2000-01)	1,125
Moritz Wagner (2016-18)	1,114
Reggie Brown, Richmond (2000-02)	1,113
Zack Novak, Michigan (2009-12)	1,082
Duncan Robinson (2015-18)	1,072
Caris LeVert, Michigan (2013-16)	1,070
Johannes Herber, West Virginia (2003-06)	1,069
Nik Stauskas, Michigan (2013-14)	1,060
Russell Barnes, Le Moyne (1987-90)	1,052
Patrick Beilein, West Virginia (2003-06)	1,001

ACTIVE COACHES UNDER BEILEIN
U-M Head Coach John Beilein has 16 former assistants or staffers coaching on the college and prep level.

- BEILEIN COACHING TREE (16)**
- Patrick Beilein: Le Moyne (2015-present)
 - Kevin Broderick: Nazareth College (2009-present)
 - Matt Brown: State Fair Community College (2017-present)
 - Jerry Dunn: Tuskegee University (2014-present)
 - Mike Jones: Radford (2011-present)
 - LaVall Jordan: Butler (2017-present)
 - C.J. Lee: Wesleyan Christian Academy (2018-present)
 - Mike MacDonald: Daemen College (2014-present)
 - John Mahoney: IMG Academy (2012-present)
 - Joe Mazzulla: Fairmont State (2017-present)
 - Jeff Neubauer: Fordham (2015-present)
 - Dave Niland: Penn State Behrend (1993-present)
 - Waleed Samaha: A2 Huron Girl's Basketball (2018-present)
 - Phil Seymore: Fredonia State (2013-present)
 - Zach Spiker: Drexel (2016-present)
 - Reggie Witherspoon: Canisius (2016-present)

PROTECTING THE BALL

- During U-M coach John Beilein's tenure, U-M consistently ranks as one of the nation's best teams at not turning over the ball. This year is no different with U-M averaging 9.50, which is third nationally.
- The Wolverines have been among the nation's top 10 in eight of the last 12 seasons. Beilein's Wolverines led the nation with 9.15 turnovers a game during the 2016-17 season and were second nationally in 2017-18 with 9.27 per game. In the 2012-13 season, U-M also led the country with 9.43 turnovers per game.
- Under Beilein, all 12 of his seasons are part of U-M's top 10 spots all-time for season turnover average.
- Below is a breakdown of U-M's turnovers during the Beilein era:

Season	Average	National
2016-17 (#1)	9.15	1st
2017-18 (#2)	9.27	2nd
2013-14 (#3)	9.32	7th
2012-13 (#4)	9.43	1st
-> 2018-19 (??)	9.50	3rd
2014-15 (#5)	9.56	8th
2015-16 (#6)	9.70	6th
2010-11 (#7)	10.03	5th
2009-10 (#8)	10.19	5th
2011-12 (#9)	10.88	17th
2008-09 (#10)	11.49	16th
2007-08 (#11)	12.88	56th

NO NEED TO WHISTLE THE WOLVERINES

- As with turning the ball over, under John Beilein, U-M has continued to rank as one of the best for not committing fouls. In fact, U-M has ranked among the top 15 in eight of Beilein's 12 seasons.
- Last season, U-M finished 28th in the nation with 13.0 per game. This season with a 13.6 per game average, the Wolverines are third in the nation.
- Under Beilein, U-M was tops in the nation in 2013-14 (14.2) and was second in 2012-13 (12.7).
- Below is a breakdown of U-M's personal foul rankings during the Beilein era:

Season	Average	National
2013-14	14.2	1st
2012-13	12.7	2nd
-> 2018-19	13.6	3rd
2009-10	14.6	5th
2015-16	15.5	5th
2016-17	15.1	6th
2014-15	14.2	7th
2007-08	15.1	10th
2008-09	15.3	13th
2011-12	15.6	21st
2017-18	15.7	28th
2010-11	16.8	43rd

LONG-RANGE CONSISTENCY

- With John Beilein's offensive system, the Wolverines have been known for spreading the floor and utilizing the 3-pointer to their advantage.
- In the 2016-17 season, Michigan set a new school record for the second straight season with 361 3-point field goals. Last season, U-M tied that record with another 361 in the 2017-18 campaign and Final Four run.
- U-M has 200-plus triples in 11 seasons under Beilein. In fact, U-M has five seasons with 300-plus -- 361 (2016-17), 361 (2017-18), 342 (2015-16), 319 (2013-14) and 305 (2008-09).
- During Beilein's tenure, U-M's 3-point output is among the all-time top 10 list in nine seasons. The only blemish holding Beilein back from holding all 10 spots is U-M's 1997-98 season. That season the Wolverines made 260 total triples, which currently is the eighth best all-time.
- The full list of long range shooting under Beilein are below (U-M ranking):

Season (Rank)	Total	Games
2016-17 (#T1)	361 (9.5)	38 games
2017-18 (#T1)	361 (8.8)	41 games
2015-16 (#3)	342 (9.5)	36 games
2013-14 (#4)	319 (8.4)	37 games
2008-09 (#5)	305 (8.7)	35 games
2012-13 (#6)	296 (7.6)	39 games
2010-11 (#7)	283 (8.1)	35 games
2011-12 (#8)	276 (8.1)	34 games
2014-15 (#9)	250 (7.8)	32 games
2007-08 (#10)	228 (7.1)	32 games
-> 2018-19 (??)	135 (7.9)	17 games

HOW ABOUT SOME BEILEIN TIDBITS

- John Beilein has spent 12 years at Michigan and 41 as a collegiate head coach.
- Beilein's 12 seasons equal Johnny Orr's all-time mark of 12 seasons patrolling the sidelines in Ann Arbor.
- Beilein has never served as an assistant coach during his entire coaching career. However, it should be noted he was an assistant, along with South Carolina's Frank Martin, under Bob McKillop (Davidson) with Team USA at the 2013 World University Games.
- Beilein has 816 collegiate wins over his 41 seasons on the DI and DII sidelines.
 - > 856 career wins, adding three years at Newfane High School (40-15)
 - > 558 wins on the Division I level
 - > 265 wins at U-M -- the program's all-time leader
 - > 117 B1G wins at U-M; second U-M coach with 100 in a career and 21st coach in the Big Ten
- Michigan's 33 wins in 2017-18 set the program's all-time single season record, passing the prior best of 31 set in 1993 and then again in 2013. That gives John Beilein two of U-M's four 30-win seasons. In fact, he has eight of the 29 total 20-plus win seasons in U-M history.

Game Notes

- As the head coach at Michigan, Beilein has never gone back-to-back years without making a trip to the NCAA Tournament appearance. In fact after taking over in 2007-08, Beilein helped U-M return to the Big Dance in 2009 after an 11-year absence.
- Under Beilein, the Wolverines have advanced to the national title game twice in the last six seasons.
- U-M has had eight trips to the NCAA Tournament under Beilein, reaching the Sweet 16 four times in the last six years, the Elite Eight three times and Final Four twice.
- Did you also know, Beilein has been inducted into five different Halls of Fame -- Le Moyne's Hall of Fame (2004), Erie Community College's Hall of Fame (2008), DeSales Catholic High School Hall of Fame (2013), Wheeling Jesuit's Hall of Fame (2015) and the Basketball Coaches Association of Michigan (BCAM, 2018).

OTHER INTERESTING BEILEIN COACHING FACTS

- U-M is 74-4 under U-M coach John Beilein when scoring 80-or-more points
- The lone four 80-plus point losses were all road games
 - 1: at Maryland (86-82; Feb. 21, 2015)
 - 2: at 2/2 UCLA (102-84; Dec. 10, 2016)
 - 3: at Iowa (86-83 OT; Jan. 1, 2017)
 - 4: at 3/3 Purdue (92-88; Jan. 25, 2018)
- An opponent has reached 90-plus points just four times under Beilein
 - 1: at 6/7 Duke (95-67; Dec. 8, 2007) -- the ninth game into Beilein's U-M tenure
 - 2: at 2/2 UCLA (102-84; Dec. 10, 2016)
 - 3: vs. Oklahoma State (92-91; March 17, 2017) -- NCAA Tournament first round
 - 4: at 3/3 Purdue (92-88; Jan. 25, 2018)
- Michigan has reached 100 points six times under Beilein
 - 1: Oakland (103-87; Dec. 12, 2007)
 - 2: Slippery Rock 100-62; Nov. 9, 2012)
 - 3: Houston Baptist (107-53; Dec. 7, 2013)
 - 4: Charlotte (102-47 Nov. 26, 2015) -- at Battle 4 Atlantis
 - 5: Youngstown State (105-46; Dec. 19, 2015)
 - 6: Chaminade (102-64; Nov. 21, 2017) -- at Maui Jim Maui Invitational
- Michigan is 19-8 in overtime games under Beilein

DID YOU KNOW?

- John Beilein is one of 14 coaches to take four Division I teams to the NCAA Tournament. In fact only two (2) coaches with five Division I teams -- Lon Kruger and Tubby Smith.
- Steve Alford (4: Missouri State, Iowa, New Mexico, UCLA)
- Rick Barnes (4: Providence, Clemson, Texas, Tennessee)
- John Beilein (4: Canisius, Richmond, West Virginia, Michigan)
- Lefty Driesell (4: Davidson, Maryland, James Madison, Georgia State)
- Cliff Ellis (4: South Alabama, Clemson, Auburn, Coastal Carolina)
- Larry Eustachy (4: Utah State, Iowa State, Southern Miss, Colorado State)
- Jim Harrick (4: Pepperdine, UCLA, Rhode Island, Georgia)
- Lon Kruger (5: Kansas State, Florida, Illinois, UNLV, Oklahoma)

- Fran McCaffery (4: Lehigh, UNC Greensboro, Siena, Iowa)
- Tom Penders (4: Rhode Island, Texas, George Washington, Houston)
- Rick Pitino (4: Boston University, Providence, Kentucky, Louisville)
- Kelvin Sampson (4: Washington State, Oklahoma, Indiana, Houston)
- Tubby Smith (5: Tulsa, Georgia, Kentucky, Minnesota, Texas Tech)
- Eddie Sutton (4: Creighton, Arkansas, Kentucky, Oklahoma State)

WHAT A SUMMER IT WAS FOR THE MAIZE AND BLUE

- April 2nd -- Returning from a second trip to the Final Four in the last six years, U-M's 2018 summer turned out to be an eventful one.
- May 30th -- Exploring the NBA Draft and going to several team workouts, Charles Matthews withdrew his name and returned to the Wolverines for his senior season.
- June 6th -- Exploring an NBA opportunity for a head coaching position with the Detroit Pistons, John Beilein withdrew his name from consideration.
- June 21st -- Declaring early, junior Moritz Wagner was selected in the NBA Draft's first round (25th overall) by the Los Angeles Lakers.
- July 18th -- U-M Athletics Director Warde Manuel and Beilein reached an agreement for a contract extension through the 2022-23 season. In fact, the newly inked five-year rollover deal automatically extends one additional year and repeats each year until either Beilein, or U-M, has given proper notice.
- August 7th -- Beilein announced he underwent a successful, scheduled double bypass procedure at U-M's Samuel and Jean Frankel Cardiovascular Center by Michigan Medicine's Francis D. Pagani, M.D., Ph.D.
- August 17-26th -- Under the guidance of interim head coach Saddi Washington, the Wolverines take a scheduled nine-day trip to Spain, playing three exhibition games and touring Madrid and Barcelona.

VAMOS AZUL (Go Blue!) ... WOLVERINES VENTURE TO SPAIN

- In August, Michigan took a nine-day trip to Madrid and Barcelona, Spain. In addition to the numerous cultural and sites, the Maize and Blue finished 1-2 in its three exhibition games.
- Opening with an 82-71 win over the Madrid Generals in Madrid, the Wolverines were led by freshman Ignas Brazdeikis' 17 points and a 12-point, 10-rebound night from junior Austin Davis.
- Despite 16 points from sophomore Jordan Poole and 15 from Brazdeikis, U-M suffered its first loss of the tour with an 81-73 decision to KK Mega Bemax in Sant Julia de Vilatorra -- a mountain, summer home area about an hour outside Barcelona.
- Returning to Sant Julia de Vilatorra for its final game, U-M dropped an 85-79 game to local Joventut Badalona. Sophomore Isaiah Livers and Brazdeikis led with 15 points, while senior Charles Matthews had 14 -- all in the second half.
- Brazdeikis led the Wolverines averaging 15.7 points and 7.0 rebounds per game, while Matthews chipped in 13.0 points and 6.3 rebounds per contest. Poole's 11.7 points per game and Davis' 10.7 gave U-M four double digits averages during the tour.

Wolverine Standout Performances

20-PLUS POINT GAMES

Charles Matthews	10 (9-1)
20 North Florida (11/11/2017)	W, 86-66
28 vs. LSU (11/20/2017)	L, 77-75
22 vs. Chaminade (11/21/2017)	W, 102-64
20 UCLA (12/9/2017)	W, 78-69 ot
20 vs. Detroit Mercy (12/16/2017)	W, 90-58
31 Alabama A&M (12/21/2017)	W, 97-47
20 vs. Montana (3/15/2018)	W, 61-47
20 Holy Cross (11/10/2018)	W, 56-37
25 vs. George Washington (11/17/2018)	W, 86-61
21 North Carolina (11/28/2018)	W, 84-67
25 Western Michigan (12/15/2018)	W, 70-62

Zavier Simpson	1 (1-0)
24 Northwestern (1/13/2019)	W, 80-60

Jordan Poole	3 (3-0)
22 vs. George Washington (11/17/2018)	W, 84-61
21 Purdue (12/1/2018)	W, 76-57
26 South Carolina (12/8/2018)	W, 89-78

Ignas Brazdeikis	5 (5-0)
22 vs. Providence (11/18/2018)	W, 66-47
20 Chattanooga (11/23/2018)	W, 83-55
24 #11/13 North Carolina (11/28/2018)	W, 84-67
23 at Northwestern (12/4/2018)	W, 62-60
21 Binghamton (12/30/2018)	W, 74-52

30-PLUS POINT GAMES

Charles Matthews	1 (1-0)
31 Alabama A&M (12/21/2017)	W, 97-47

10-PLUS REBOUND GAMES

Charles Matthews	4 (4-0)
10 vs. Chaminade (11/21/2017)	W, 102-64
11 Minnesota (2/3/2018)	W, 76-73 ot
11 vs. Montana (3/15/2018)	W, 61-47
10 Western Michigan (12/15/2018)	W, 70-62

Zavier Simpson	1 (1-0)
11 vs. George Washington (11/17/2018)	W, 84-61

Jon Teske	6 (6-0)
11 Southern Miss (11/16/2017)	W, 61-47
10 vs. Detroit Mercy (12/16/2017)	W, 90-58
12 Chattanooga (11/23/2018)	W, 83-55
10 at Northwestern (12/4/2018)	W, 62-60
11 at Illinois (1/10/2019)	W, 79-69
11 Northwestern (1/13/2019)	W, 80-60

Isaiah Livers	1 (1-0)
10 Holy Cross (11/10/2018)	W, 56-37

Ignas Brazdeikis	1 (1-0)
11 Penn State (1/3/2018)	W, 68-55

10-PLUS ASSIST GAMES

Charles Matthews	1 (1-0)
12 UC Riverside (11/26/2017)	W, 87-42

Zavier Simpson	1 (1-0)
10 Binghamton (12/30/2018)	W, 74-52

DOUBLE-DOUBLES	
Charles Matthews	4 (4-0)
22P, 10R, vs. Chaminade (11/21/2017)	W, 102-64
17P, 12A, UC Riverside (11/26/2017)	W, 87-42
13P, 11R, Minnesota (2/3/2018)	W, 76-73 ot
20P, 11R, vs. Montana (3/15/2018)	W, 61-47
25P, 10R, Western Michigan (12/15/2018)	W, 70-62

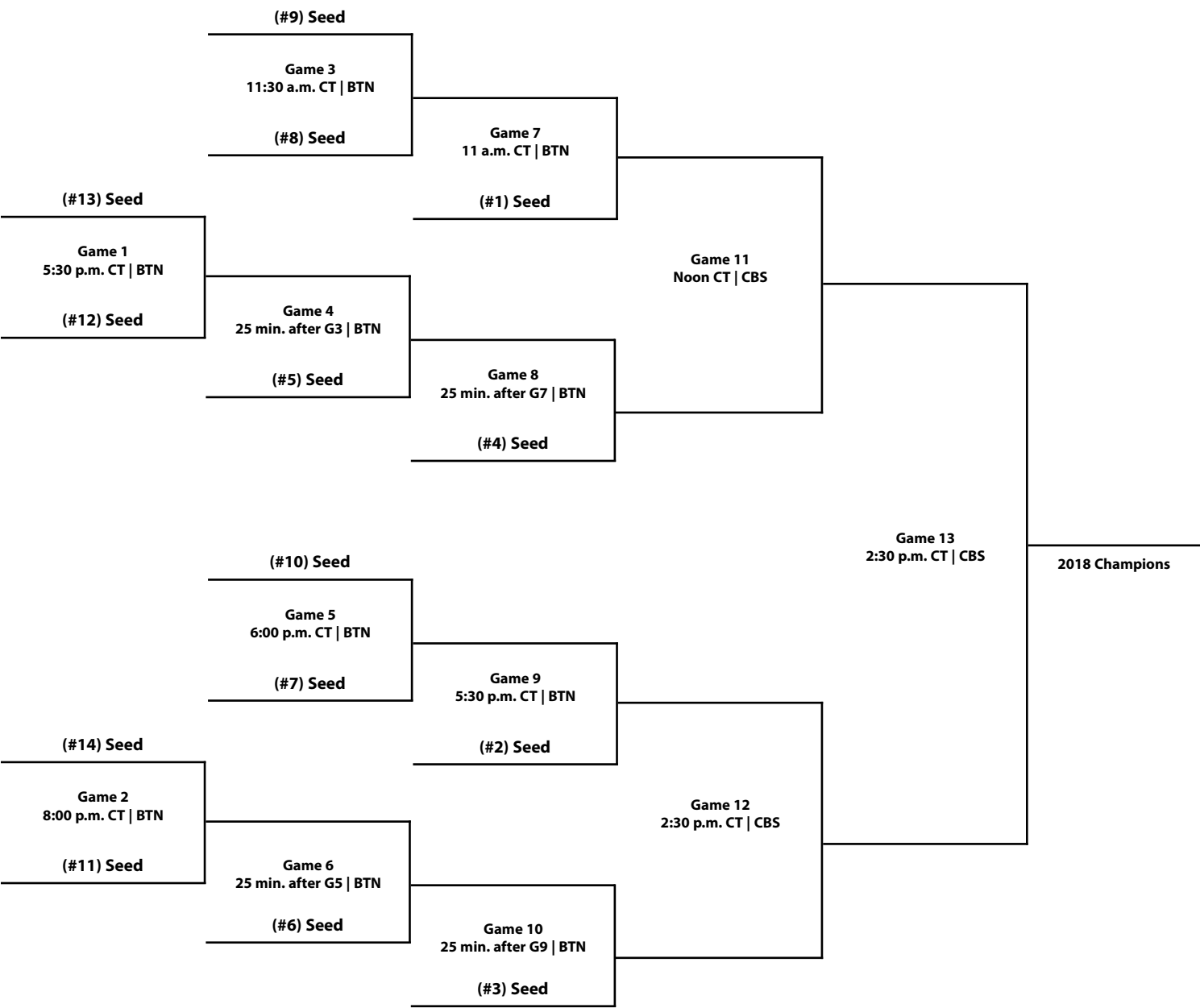
Zavier Simpson	1 (1-0)
14P, 11R, vs. George Washington (11/17/2018)	W, 84-61

Jon Teske	3 (3-0)
10P, 11R, Southern Miss (11/16/2017)	W, 61-47
15P, 10R, vs. Detroit Mercy (12/16/2017)	W, 90-58
13 P, 11R at Illinois (1/1/2019)	W, 79-69

Ignas Brazdeikis	1 (1-0)
16P, 11R, Penn State (1/3/2019)	W, 68-55

2019 Big Ten Tournament | March 13-17, 2019 | Chicago, Illinois | United Center

Big Ten Standings (as of Jan. 15, 2019)														2019 Seedings
	W-L	PCT	PF	PA	W-L	PCT	PF	PA	H	A	N	Last 10	Streak	
Michigan	6-0	1.000	73.2	60.7	17-0	1.000	73.6	56.6	12-0	3-0	2-0	10-0	W17	coming soon ...
Michigan State	6-0	1.000	80.5	63.7	15-2	.882	85.5	66.8	9-0	4-2	2-0	10-0	W10	
Maryland	6-1	.857	71.6	65.4	15-3	.833	76.8	65.8	11-2	3-1	1-0	8-2	W6	
Purdue	4-2	.667	72.8	69.5	11-6	.647	78.6	69.1	8-0	1-4	2-2	6-4	W2	
Iowa	4-3	.571	75.9	77.0	15-3	.833	82.1	72.2	10-1	2-2	3-0	9-1	W4	
Minnesota	3-3	.500	71.0	76.0	13-4	.765	74.9	69.9	8-1	1-3	4-0	7-3	L1	
Nebraska	3-3	.500	74.2	71.2	13-4	.765	78.5	60.8	9-0	2-3	2-1	7-3	W2	
Indiana	3-3	.500	65.7	68.5	12-5	.706	75.8	65.6	10-1	1-4	1-0	7-3	L3	
Wisconsin	3-3	.500	67.3	64.8	11-6	.647	73.9	63.6	6-2	3-3	2-1	5-5	L2	
Ohio State	2-3	.400	71.2	69.6	12-4	.750	75.9	64.2	8-2	2-2	2-0	6-4	L3	
Northwestern	1-5	.167	62.0	71.7	10-7	.588	70.7	64.8	8-3	0-3	2-1	4-6	L2	
Rutgers	1-5	.167	63.7	77.0	8-8	.500	67.5	66.9	7-3	1-5	0-0	3-7	L2	
Illinois	1-5	.167	70.3	73.3	5-12	.294	74.4	74.3	5-3	0-4	0-5	3-7	W1	
Penn State	0-7	.000	61.4	71.3	7-11	.389	68.0	68.3	5-4	1-5	1-2	3-7	L5	



Michigan Basketball: 2018-19

Overall	17-0	Big Ten	6-0
Home	12-0	Home	4-0
Road	3-0	Road	2-0
Neutral	2-0	Neutral	0-0

Preseason			Michigan	Opponent	Michigan	Opponent	Michigan	
Date	Opponent	Result	High Scorer	High Scorer	High Rebounder	High Rebounder	High Assists	Crowd
N2	NORTHWOOD (EXH.)	W, 90-58	C. Matthews (15)	T. McBride (16)	two with (6; CM, IL)	J. Lewis (3)	two with (8; ZS, JP)	11,748

Regular Season			Michigan	Opponent	Michigan	Opponent	Michigan	
Date	Opponent	Result	High Scorer	High Scorer	High Rebounder	High Rebounder	High Assists	Crowd
N6	NORFOLK STATE (1)	W, 63-44	J. Teske (13)	Thomas (9)	two with (8; JT, IL)	three with (5; AB, JB, NT)	Z. Simpson (5)	10,109
N10	HOLY CROSS (1)	W, 56-37	C. Matthews (20)	C. Neigo (13)	I. Livers (10)	M. Faw (6)	Z. Simpson (7)	12,355
N14	at #8/8 Villanova (2)	W, 73-46	C. Matthews (19)	E. Paschall (10)	I. Brazdeikis (7)	E. Paschall (6)	Z. Simpson (6)	6,501
N17	vs. George Washington (3)	W, 84-61	C. Matthews (25)	DJ Williams (16)	Simpson (11)	A. Toro (9)	Z. Simpson (8)	7,231
N18	Providence (3)	W, 66-47	I. Brazdeikis (22)	two with (10; AD, NW)	I. Brazdeikis (7)	A. Diallo (7)	Z. Simpson (8)	6,825
N23	CHATTANOOGA	W, 83-55	I. Brazdeikis (20)	K. Easley (22)	J. Teske (12)	K. Easley (7)	C. Matthews (3)	12,010
N28	#11/13 NORTH CAROLINA (4)	W, 84-67	I. Brazdeikis (24)	C. White (12)	C. Matthews (7)	L. Maye (15)	Z. Simpson (6)	12,707*
D1	#19/18 PURDUE+	W, 76-57	J. Poole (21)	C. Edwards (19)	J. Teske (8)	C. Edwards (6)	Z. Simpson (7)	12,707*
D4	at Northwestern+	W, 62-60	I. Brazdeikis (23)	D. Pardon (20)	J. Teske (10)	V. Law (7)	Z. Simpson (5)	7,039*
D8	SOUTH CAROLINA	W, 89-78	J. Poole (26)	C. Silva (18)	J. Teske (9)	C. Silva (12)	Z. Simpson (7)	12,707*
D15	WESTERN MICHIGAN	W, 70-62	C. Matthews (25)	M. Flowers (31)	C. Matthews (10)	S. Dugan (8)	Z. Simpson (3)	12,707*
D22	AIR FORCE	W, 71-50	I. Brazdeikis (19)	L. Scottie (16)	C. Matthews (7)	R. Swan (5)	Z. Simpson (7)	12,707*
D30	BINGHAMTON	W, 74-52	I. Brazdeikis (21)	C. Barnard (14)	Z. Simpson (9)	J.C. Show (7)	Z. Simpson (10)	12,707*
J3	PENN STATE+	W, 68-55	J. Poole (17)	M. Watkins (19)	I. Brazdeikis (11)	M. Watkins (12)	Z. Simpson (5)	12,707*
J6	#21/22 INDIANA +	W, 74-63	two with (18; JP, CM)	J. Morgan (25)	B. Johns Jr. (8)	J. Smith (9)	Z. Simpson (3)	12,707*
J10	at Illinois+	W, 79-69	Z. Simpson (16)	A. Dosunmu (23)	J. Teske (13)	A. Dosunmu (7)	Z. Simpson (8)	10,770
J13	NORTHWESTERN+	W, 80-60	Z. Simpson (24)	D. Pardon (20)	J. Teske (11)	A. Gaines (10)	Z. Simpson (4)	12,707*
J19	at Wisconsin+							
J22	MINNESOTA+							
J25	at Indiana+							
J29	OHIO STATE+							
F1	at Iowa+							
F5	at Rutgers+							
F9	WISCONSIN+							
F12	at Penn State+							
F16	MARYLAND+							
F21	at Minnesota+							
F24	MICHIGAN STATE+							
F28	NEBRASKA+							
M3	at Maryland+							
M9	at Michigan State+							

2019 Big Ten Tournament			Michigan	Opponent	Michigan	Opponent	Michigan	
Date	Opponent	Result	High Scorer	High Scorer	High Rebounder	High Rebounder	High Assists	Crowd
M13	BTT First Round							
M14	BTT Second Round							
M15	BTT Quarterfinal							
M16	BTT Semifinal							
M17	BTT Championship							

2019 NCAA Tournament			Michigan	Opponent	Michigan	Opponent	Michigan	
Date	Opponent	Result	High Scorer	High Scorer	High Rebounder	High Rebounder	High Assists	Crowd
M19-20	NCAA First Four							
M21-24	NCAA First & Second Round							
M28-3	NCAA Sweet 16 & Elite Eight							
A6	NCAA Final Four							
A8	NCAA Championship							

* sell out

2018-19 Overall Attendance			
Site	Games	Total	Average
Home	12	148,837	12,403
Away	3	24,310	8,103
Neutral	2	7,231	3,616
Totals	17	180,378	10,610

2018-19 Big Ten Attendance			
Site	Games	Total	Average
Home	4	50,828	12,707
Away	2	17,809	8,905
Neutral	0	0	0
Totals	6	68,637	11,440

Michigan Basketball By the Numbers	
Seasons of Men's Basketball	103rd
Total Games	2640 (2470*)
Overall Record	1604-1036 (1491-979*)
20-Win Seasons	29 (8 with Beilein)
30-Win Seasons	4 (2 with Beilein)
Overtime Games	113 (71-42)
Michigan 100-Point Games	106 (101-5)

Game-By-Game Breakdown: 2018-19

EXH1: Northwood | W, 90-58

Nov. 2, 2018 | Ann Arbor, Mich. | Crisler Center

Michigan rolled to a 90-58 victory over Northwood at Crisler Center in the Wolverines' lone exhibition game this season. Michigan was led by a game-high 15 points from Charles Matthews and 13 points by Ignas Brazdeikis. All five starters scored in double figures, with Xavier Simpson and Jordan Poole adding 12 points and eight assists each, and Jon Teske contributing 11 for the Wolverines. Isaiah Livers came off the bench for 10 points and six rebounds. Michigan's starters combined for 61 of the Wolverines' 90 points and, overall, 14 players saw game action in the win, with 12 scoring.

GAME 1: Norfolk State | W, 63-44

Basketball Hall of Fame Tip-Off

Nov. 6, 2018 | Ann Arbor, Mich. | Crisler Center

Michigan delivered John Beilein his 800th career victory as the Wolverines used an 11-0 run over the first seven and a half minutes of the game and never looked back going on to a 63-44 victory over Norfolk State. U-M had three players reach double digits: Jon Teske finished with a team-high 13 points, Ignas Brazdeikis scored 12 in his Michigan debut and Charles Matthews added 10 points. Eli Brooks scored eight points, dished out four assists and pulled down two rebounds, while Isaiah Livers notched eight points, tied the team high with eight rebounds. In all, 13 Wolverines saw action with five freshmen making their Michigan debuts. The U-M defense forced 13 turnovers while allowing the Spartans to shoot just 30.5 percent (18-of-59) from the floor.

GAME 2: Holy Cross | W, 56-37

Basketball Hall of Fame Tip-Off

Nov. 10, 2018 | Ann Arbor, Mich. | Crisler Center

Ignas Brazdeikis scored 15 points to start the second half helping spark Michigan to a 56-37 victory over Holy Cross. After trailing 24-18 at the break, U-M netted 38 points in the second half and kept the Crusaders to just 13 as the Wolverines rebounded for the victory. Brazdeikis paced the Wolverine offense with 19 points and collected seven rebounds, three assists and one steal. Charles Matthews scored 20 points, while Xavier Simpson dished out seven assists and had four rebounds. Isaiah Livers came off the bench and led the Wolverines with 10 rebounds -- the first double-digit performance of his career.

GAME 3: at #8/8 Villanova | W, 73-46

Gavitt Games - Big East vs. Big Ten

Nov. 14, 2018 | Villanova, Pa. | Finneran Pavilion

Michigan scored off the opening tipoff and never looked back in a 73-46 victory over No. 8 Villanova in the Wolverines' first road contest of the season. The Michigan defense forced 21 turnovers, scored 25 points off Wildcat miscues and blocked six shots to help keep Villanova to just 31.8 percent shooting (14-for-44) while shooting 51 percent (28-for-55) on the other end. Charles Matthews led the Wolverines for the second straight game, scoring 19 points, grabbing four rebounds and blocking three shots. Ignas Brazdeikis recorded his third consecutive game with double-digit points (18) and grabbed a team-high seven rebounds. Xavier Simpson was a big playmaker for the Maize and Blue, with nine points, six assists and five steals.

GAME 4: vs. George Washington | W, 84-61

Basketball Hall of Fame Tip-Off

Nov. 17, 2018 | Uncasville, Conn. | Mohegan Sun Arena

Michigan found its rhythm in the second half and en route to an 84-61 victory over George Washington. Michigan made 15 three-pointers and shot 50 percent both from beyond the arc as well as from the floor (31-for-62) while dishing out 20 assists. Jordan Poole logged the first 20-point game of his career, scoring 22 points and draining five three-pointers, while Xavier Simpson nearly recorded a triple double-double with 14 points, 11 rebounds and eight assists. Charles Matthews led U-M with a team-high 25 points.

GAME 5: vs. Providence | W, 66-47

Basketball Hall of Fame Tip-Off

Nov. 18, 2018 | Uncasville, Conn. | Mohegan Sun Arena

Behind 20 points from Ignas Brazdeikis and another 17 from Jon Teske, Michigan defeated Providence, 66-47 to win the 2018 Naismith Hall of Fame Tipoff Tournament Championship. The Wolverines led from start to finish and used a 14-2 run to end the first half and pulled away from the Friars for their fifth straight win of the season. Charles Matthews and Xavier Simpson were named to the All-Tournament team.

GAME 6: Chattanooga | W, 83-55

Nov. 23, 2018 | Ann Arbor, Mich. | Crisler Center

Michigan cruised to an 83-55 victory over Chattanooga at Crisler Center in a post-Thanksgiving tilt on Black Friday. Ignas Brazdeikis led the Wolverines, posting his second straight 20 point game after going 6-for-10 from the field, including two long range buckets, and 6-of-7 from the free-throw line. Adding double-digit afternoons were Jordan Poole and Isaiah Livers, who chipped in 14 and 12 points, respectively. With two three-pointers apiece, the duo produced half of U-M's eight on the day. On the boards, Jon Teske grabbed 12 rebounds while adding seven points and a team-best three steals.

GAME 7: #11/13 North Carolina | W, 84-67

ACC/Big Ten Challenge

Nov. 28, 2018 | Ann Arbor, Mich. | Crisler Center

With an electric atmosphere from a sold out crowd that filled Crisler Center, Michigan put together a stifling defensive performance to earn an 84-67 victory over #11/13 North Carolina in the ACC/Big Ten Challenge. As a team, Michigan kept the Tar Heels -- who were averaging 96.6 points per game -- to a season-low point total on 39.4 percent shooting (26-of-66). U-M forced 10 UNC turnovers which led to 18 points, and the Wolverines blocked six shots on the night -- led by Jon Teske's five. Ignas Brazdeikis scored 24 points for his third straight 20-point performance while Charles Matthews added 21 points. Jordan Poole poured in 18 points, 15 of which came courtesy of 5-of-8 shooting from beyond the arc.

GAME 8: #19/18 Purdue | W, 76-57

Dec. 1, 2018 | Ann Arbor, Mich. | Crisler Center

Michigan knocked off its second ranked opponent of the week when it defeated No. 19/18 Purdue to open its Big Ten Conference season at Crisler Center. The Wolverines were led by Jordan Poole, who notched his second 20-point game with 21 on the afternoon, while Jon Teske, Ignas Brazdeikis and Xavier Simpson all reached double digits with 17, 12, and 10 points, respectively. U-M kept Purdue to just 35.5 percent shooting from the floor to mark the eighth consecutive game in which it kept its opponent under 40 percent shooting. On the boards, Teske grabbed eight rebounds, while Simpson had seven assists in the game.

GAME 9: at Northwestern | W, 62-60

Dec. 4, 2018 | Evanston, Ill. | Welsh-Ryan Arena

Jordan Poole slammed down a huge dunk with just under two minutes on the clock that proved to be the difference as Michigan earned a 62-60 victory at Northwestern in its first Big Ten road game. On the game's final possession, the Wolverines locked in on defense and forced a long-range 3-pointer from the Wildcats that fell short. Ignas Brazdeikis led U-M with 23 points on the night to mark his fourth 20-point performance, while Jon Teske pulled down a team-best 10 rebounds to mark his second 10-point rebound performance this season. Poole and Xavier Simpson also had double-digit efforts with 15 and 10 points, respectively.

GAME 10: South Carolina | W, 89-78

Dec. 8, 2018 | Ann Arbor, Mich. | Crisler Center

With the third straight sellout in Crisler Center, the Wolverines earned their 10th win of the season with an 11-point victory, 89-78, over South Carolina. Jordan Poole made a splash, scoring 26 points, including four 3-pointers, while four other Wolverines earned double-digit nights as well. Ignas Brzdeikis poured in 11 free throws and scored 17 against the Gamecocks, while Jon Teske netted 15 and both Charles Matthews and Isaiah Livers scored 12 points for the Maize and Blue. Teske was just one rebound shy of a double-double, grabbing nine on the night, while Xavier Simpson dished out seven assists.

GAME 11: Western Michigan | W, 70-62

Dec. 15, 2018 | Ann Arbor, Mich. | Crisler Center

Charles Matthews' career day paced Michigan to an eight-point, 70-62, victory in front of its fourth straight sell out crowd at Crisler Center. Matthews posted his fifth career double-double with 25 points and 10 rebounds, while also making 11 shots from the charity stripe. Also posting double-digit points for the Wolverines were Xavier Simpson with 15 and Jordan Poole with 14. Matthews scored the final four points of the half for the Maize and Blue, grabbing a steal and a dunk on the opposite end before finishing on a fastbreak layup to allow the Wolverines to go up 30-28. Michigan would never relinquish the lead, going up as many as 12 points in the second half against WMU.

GAME 12: Air Force | W, 71-50

Dec. 22, 2018 | Ann Arbor, Mich. | Crisler Center

The Wolverines continued their perfect season, defeating Air Force 71-50 at Crisler Center behind 19 points from Ignas Brazdeikis and 17 points from Charles Matthews. Matthews also grabbed seven rebounds. After a slow offensive start, it was the defense that proved to be the key to the game for U-M as it forced Air Force into 20 turnovers and turned it into 17 points. Jordan Poole and Isaiah Livers also had double-figure nights as both scored 11 points while Xavier Simpson recorded his 10th game with five-or-more assists, dishing out seven.

GAME 13: Binghamton | W, 74-52

Dec. 30, 2018 | Ann Arbor, Mich. | Crisler Center

The Wolverines closed out the 2018 calendar year with a 74-52 victory over Binghamton at Crisler Center to bring its 2018 overall record to 34-5. Furthermore, Michigan is one of just four undefeated teams remaining in the country. The Wolverines were led by freshman Ignas Brazdeikis, who recorded his fifth 20-point game with 21 against the Bearcats, while Jordan Poole poured in 18 points with a career-high six 3-pointers. Isaiah Livers was the final double-digit scorer for Michigan with 17 points against Binghamton. Junior Xavier Simpson had a highlight game with a career-best 10 assists, while also pulling down nine rebounds for the Maize and Blue.

Game-By-Game Breakdown: 2018-19

GAME 14: Penn State | W, 68-55

Jan. 3, 2019 | Ann Arbor, Mich. | Crisler Center

In its first game of the new year, Michigan came away with a 68-55 Big Ten victory over Penn State to maintain a perfect 14-0 overall record and improve to 3-0 in conference action. Ignas Brazdeikis recorded his first career double-double with 16 points and 11 rebounds in the contest, while Jordan Poole notched his 10th double-digit scoring effort of the season, scoring a team-best 17 points against the Nittany Lions. Also scoring double-digits for U-M was Charles Matthews. As a team, Michigan forced Penn State into 18 turnovers which turned into 20 points for the Maize and Blue in the defensive battle. Michigan also notched eight steals and had six blocks on the evening against the Nittany Lions.

GAME 15: #21/22 Indiana | W, 74-63

Jan. 6, 2019 | Ann Arbor, Mich. | Crisler Center

Michigan earned its fourth victory over a ranked opponent this season as it defeated No. 21/22 Indiana for its 15th win of the season, becoming just one of three teams to remain undefeated in 2018-19. The Wolverines led wire-to-wire as they were led by 18 points apiece from Jordan Poole and Charles Matthews. Xavier Simpson and freshman Ignas Brazdeikis added 12 and 10 points, respectively. Brandon Johns Jr. provided a spark off the bench for U-M, playing just 13 minutes scoring a career-high eight points and pulling down a career-best eight rebounds, while also adding one block. As a team, the Wolverines tied a season-best 44 points in the first half, while committing just three turnovers on the night against the Hoosiers.

GAME 16: at Illinois | W, 79-69

Jan. 10, 2019 | Champaign, Ill. | State Farm Center

Michigan tied a program-best 16-0 start to its season when it defeated Illinois on the road at the State Farm Center. The Wolverines tied the start from both the 2012-13 and 1985-86 campaigns when both teams started 16-0. Michigan was led by a season-best 16 points from Xavier Simpson as all five starters hit double-digit scoring for the first time since Nov. 13, 2017 against Central Michigan. Jon Teske recorded his third career double-double and first of the 2019 campaign with 13 points and 11 rebounds, while also blocking four shots and dishing out four assists. Ignas Brazdeikis added 15 points for U-M, Charles Matthews had 14 and Jordan Poole capped it off with 10. Simpson also recorded his 13th game this season with five-or-more assists, handing out five against the Fighting Illini.

GAME 17: Northwestern | W, 80-60

Jan. 13, 2019 | Ann Arbor, Mich. | Crisler Center

The Michigan men's basketball team notched a program-best 17-0 start to the 2018-19 season after defeating Northwestern 80-60 at Crisler Center. Junior Xavier Simpson had a standout game for the Wolverines, scoring a career-best 24 points behind a career-high five 3-pointers. The junior guard also dished out four assists and grabbed five rebounds while not committing a turnover in 34 minutes on the floor. Also continuing to lead the Wolverines under the hoop was Jon Teske, who posted his second straight double-double, scoring 17 points and grabbing 11 rebounds, while blocking two shots and adding three steals. Finally, Charles Matthews scored 13 and Ignas Brazdeikis added 11 to the U-M scoring. Defensively, Michigan forced Northwestern into 13 turnovers and had 10 steals against the Wildcats.

GAME 18: at Wisconsin

Jan. 19, 2019 | Madison, Wis. | Kohl Center

recap

GAME 19: Minnesota

Jan. 22, 2019 | Ann Arbor, Mich. | Crisler Center

recap

GAME 20: at Indiana

Jan. 25, 2019 | Bloomington, Ind. | Skjodt Assembly Hall

recap

GAME 21: Ohio State

Jan. 29, 2019 | Ann Arbor, Mich. | Crisler Center

recap

GAME 22: at Iowa

Feb. 1, 2019 | Iowa City, Iowa | Carver-Hawkeye Arena

recap

GAME 23: at Rutgers

Feb. 5, 2019 | Piscataway, N.J. | The RAC

recap

GAME 24: Wisconsin

Feb. 9, 2019 | Ann Arbor, Mich. | Crisler Center

recap

GAME 25: at Penn State

Feb. 12, 2019 | State College, Pa. | Bryce Jordan Center

recap

GAME 26: Maryland

Feb. 16, 2019 | Ann Arbor, Mich. | Crisler Center

recap

GAME 27: at Minnesota

Feb. 21, 2019 | Minneapolis, Minn. | Williams Arena

recap

GAME 28: Michigan State

Feb. 24, 2019 | Ann Arbor, Mich. | Crisler Center

recap

GAME 29: Nebraska

Feb. 28, 2019 | Ann Arbor, Mich. | Crisler Center

recap

GAME 30: at Maryland

March 3, 2019 | College Park, Md. | Xfinity Center

recap

GAME 31: at Michigan State

March 9, 2019 | East Lansing, Mich. | Breslin Center

recap

Michigan/Opponent Game-By-Game: 2018-19

		TP	FG-FGA	PCT.	3F-3PA	PCT.	FT-FTA	PCT.	O-D	REB	F	DQ	A	TO	BL	ST	1st	2nd	OT	PNT	TO	2ND	FB	BN
N6	#19/18 Michigan	63	22-60	.367	6-26	.231	13-29	.448	17-35	52	18	0	16	12	8	3	32	31	-	28	11	12	11	21
	NORFOLK STATE	44	18-59	.305	3-12	.250	5-11	.455	8-32	40	22	0	8	13	3	1	13	31	-	16	14	6	2	19
N10	#19/18 Michigan	56	18-50	.360	3-19	.158	17-21	.810	7-32	39	8	0	13	9	9	6	18	38	-	20	18	3	4	9
	HOLY CROSS	37	16-52	.308	4-14	.286	1-3	.333	6-25	31	17	0	10	16	1	1	24	13	-	20	5	1	0	15
N14	#18/18 Michigan	73	28-55	.509	5-17	.294	12-19	.632	9-28	33	20	0	13	7	6	11	44	29	-	44	26	12	16	20
	at #8/8 Villanova	46	14-44	.318	3-15	.200	15-21	.714	10-23	33	20	0	7	21	3	1	17	29	-	20	2	5	2	14
N17	#18/18 Michigan	84	31-62	.500	15-30	.500	7-11	.636	8-31	39	12	0	20	10	2	6	35	49	-	24	12	12	17	18
	vs. George Washington	61	25-64	.391	6-16	.375	5-6	.833	8-24	32	14	0	10	11	1	3	26	35	-	30	18	9	2	21
N18	#18/18 Michigan	66	23-52	.442	6-18	.333	14-20	.700	11-28	39	18	0	15	11	3	3	35	31	-	32	11	11	6	14
	vs. Providence	47	16-57	.281	2-18	.111	13-20	.650	13-21	34	19	0	6	12	6	4	22	25	-	22	12	7	0	17
N23	#9/8 MICHIGAN	83	29-59	.492	8-22	.364	17-24	.708	11-33	44	5	0	13	5	2	10	42	41	-	28	13	10	9	31
	CHATTANOOGA	55	22-61	.361	9-22	.409	2-4	.500	7-24	31	17	0	13	13	2	2	22	33	-	12	10	4	0	11
N28	#7/5 MICHIGAN	84	31-54	.574	11-22	.500	11-23	.478	2-29	31	14	0	15	7	6	4	39	45	-	38	18	3	7	10
	#11/13 N. CAROLINA	67	26-66	.394	7-21	.333	8-13	.615	13-30	43	21	0	13	10	1	2	35	32	-	26	6	10	8	18
D1	#7/5 MICHIGAN	76	26-55	.473	13-26	.500	11-13	.846	9-27	36	9	0	15	11	2	3	44	32	-	26	4	9	4	7
	#19/18 PURDUE+	57	22-62	.355	9-24	.375	4-6	.667	13-20	33	12	0	12	9	3	4	28	29	-	26	0	15	2	14
D4	#5/5 MICHIGAN	62	24-55	.436	5-20	.250	9-13	.692	9-24	33	15	0	12	9	1	6	36	26	-	34	15	5	9	3
	at Northwestern+	60	23-51	.451	6-17	.353	8-13	.615	5-21	26	12	0	12	9	6	3	30	30	-	28	10	5	8	3
D8	#5/5 MICHIGAN	89	28-54	.519	10-24	.417	23-30	.767	13-24	37	14	0	13	16	4	5	42	47	-	26	14	23	8	12
	SOUTH CAROLINA	78	32-62	.516	5-11	.455	9-14	.643	7-17	24	21	1	14	10	3	8	36	42	-	44	16	8	11	19
D15	#5/5 MICHIGAN	70	24-54	.444	7-18	.389	15-25	.600	8-24	32	14	0	8	8	2	10	30	40	-	30	20	7	11	9
	WESTERN MICHIGAN	62	21-46	.457	6-19	.316	14-20	.700	4-28	32	20	1	4	16	1	4	28	34	-	20	8	0	4	4
D22	#4/5 MICHIGAN	71	28-60	.467	10-32	.313	5-7	.714	12-20	32	14	0	15	11	5	9	28	43	-	30	17	9	6	20
	AIR FORCE	50	21-45	.467	2-11	.182	6-12	.500	6-21	27	15	0	8	20	1	4	21	29	-	28	12	8	0	18
D30	#2/4 MICHIGAN	74	30-63	.476	11-18	.611	3-6	.500	11-26	37	12	0	23	8	4	8	34	40	-	34	11	13	6	22
	BINGHAMTON	52	20-50	.400	4-12	.333	8-13	.615	6-25	31	7	0	9	14	2	2	29	23	-	28	11	0	2	3
J3	#2/4 MICHIGAN	68	25-55	.455	5-14	.357	13-19	.684	3-26	29	13	0	10	10	6	8	25	43	-	32	20	2	10	4
	PENN STATE+	55	24-57	.421	1-14	.710	6-9	.667	7-30	37	16	0	6	18	3	6	20	35	-	44	10	7	2	24
J6	#2/4 MICHIGAN	74	29-58	.500	4-16	.250	12-16	.750	9-22	31	16	0	9	3	3	4	44	30	-	42	12	14	7	10
	#21/22 INDIANA +	63	23-54	.426	5-14	.357	12-16	.750	11-23	34	14	0	6	7	1	1	29	34	-	34	4	15	2	0
J10	#2/4 MICHIGAN	79	28-62	.452	5-19	.263	18-22	.818	10-28	38	16	0	16	14	6	4	39	40	-	42	14	7	19	11
	at Illinois+	69	29-61	.475	7-18	.389	4-7	.571	5-25	30	18	0	15	14	4	6	34	35	-	40	20	3	6	6
J13	#2/4 MICHIGAN	80	31-59	.525	11-27	.407	7-9	.778	9-24	33	13	0	14	9	4	10	50	30	-	32	16	10	10	8
	NORTHWESTERN+	60	23-54	.426	4-7	.571	10-13	.769	8-20	28	13	0	11	13	5	4	28	32	-	32	6	6	2	10
J19	#2/4 MICHIGAN																							
	at Wisconsin+																							
J22	MICHIGAN																							
	MINNESOTA+																							
J25	MICHIGAN																							
	at Indiana+																							
J29	MICHIGAN																							
	OHIO STATE+																							
F1	MICHIGAN																							
	at Iowa+																							
F5	MICHIGAN																							
	at Rutgers+																							
F9	MICHIGAN																							
	WISCONSIN+																							
F12	MICHIGAN																							
	at Penn State+																							
F16	MICHIGAN																							
	MARYLAND+																							
F21	MICHIGAN																							
	at Minnesota+																							
F24	MICHIGAN																							
	MICHIGAN STATE+																							
F28	MICHIGAN																							
	NEBRASKA+																							
M3	MICHIGAN																							
	at Maryland+																							
M9	MICHIGAN																							
	at Michigan State+																							
M13	MICHIGAN																							
	BTT First Round																							
M14	MICHIGAN																							
	BTT Second Round																							
M15	MICHIGAN																							
	BTT Quarterfinal																							
M16	MICHIGAN																							
	BTT Semifinal																							
M17	MICHIGAN																							
	BTT Championship																							
M	MICHIGAN																							
	NCAA First Round																							
M	MICHIGAN																							
	NCAA Second Round																							
M	MICHIGAN																							
	NCAA Sweet 16																							
M	MICHIGAN																							
	NCAA Elite Eight																							
A6	MICHIGAN																							
	Final Four																							
A8	MICHIGAN																							
	Championship																							

2018-19 Player Game-By-Game

		DeJulius (#0)	Matthews (#1)	Poole (#2)	Simpson (#3)	Livers (#4)	Nunez (#5)	Castleton (#11)	Brazdeikis (#13)
N6	NORFOLK STATE	0-0-0	10-7-0	3-5-3	4-5-5	8-8-3	0-1-0	0-2-0	12-4-1
N10	HOLY CROSS	0-0-0	20-2-0	3-5-1	0-4-7	7-10-1	0-1-0	DNP	19-7-3
N14	at #8/8 Villanova	4-0-0	19-4-0	7-1-1	9-4-6	9-2-1	0-0-0	2-3-0	18-7-0
N17	vs. George Washington	0-0-1	25-6-3	22-5-1	14-11-8	11-4-0	0-0-0	0-1-0	5-3-2
N18	Providence	0-0-0	5-4-0	4-2-3	6-6-8	8-6-2	0-0-0	0-0-0	20-7-0
N23	CHATTANOOGA	0-0-1	8-1-3	14-6-2	3-2-2	12-2-2	0-0-0	1-5-0	20-7-1
N28	#11/13 NORTH CAROLINA	DNP	21-7-1	18-5-4	5-4-6	3-0-0	DNP	DNP	24-5-1
D1	#19/18 PURDUE+	0-0-0	9-5-4	21-5-1	10-6-7	2-1-0	0-0-0	DNP	12-2-2
D4	at Northwestern+	DNP	3-6-0	15-2-2	10-3-5	0-3-0	DNP	DNP	23-4-2
D8	SOUTH CAROLINA	DNP	12-6-1	26-5-4	7-3-7	12-3-0	DNP	DNP	17-6-0
D15	WESTERN MICHIGAN	DNP	25-10-2	14-3-1	15-5-3	3-4-0	DNP	DNP	4-1-0
D22	AIR FORCE	0-0-0	17-7-0	11-5-2	2-0-7	11-6-0	0-1-0	3-1-0	19-5-2
D30	BINGHAMTON	2-0-0	7-3-1	18-2-4	2-9-10	17-5-3	0-0-0	0-1-1	21-8-1
J3	PENN STATE+	DNP	14-5-0	17-1-2	8-5-5	DNP	DNP	DNP	16-11-0
J6	#21/22 INDIANA +	0-0-0	18-6-2	18-5-2	12-1-3	DNP	DNP	DNP	10-2-0
J10	at Illinois+	DNP	14-4-0	10-0-1	16-5-8	9-5-1	DNP	DNP	15-8-1
J13	NORTHWESTERN+	0-1-0	13-3-3	7-2-3	24-5-4	8-1-0	0-0-0	DNP	11-4-2
J19	at Wisconsin+								
J22	MINNESOTA+								
J25	at Indiana+								
J29	OHIO STATE+								
F1	at Iowa+								
F5	at Rutgers+								
F9	WISCONSIN+								
F12	at Penn State+								
F16	MARYLAND+								
F21	at Minnesota+								
F24	MICHIGAN STATE+								
F28	NEBRASKA+								
M3	at Maryland+								
M9	at Michigan State+								
M13	BTT First Round								
M14	BTT Second Round								
M15	BTT Quarterfinal								
M16	BTT Semifinal								
M17	BTT Championship								
M	NCAA First Round								
M	NCAA Second Round								
M	NCAA Sweet 16								
M	NCAA Elite Eight								
A6	NCAA Final Four								
A8	NCAA Championship								

		Teske (#15)	Johns, Jr. (#23)	Baird (#24)	Wilson (#32)	Faulds (#44)	Davis (#51)	Brooks (#55)
N6	NORFOLK STATE	13-8-0	0-1-0	0-0-0	DNP	DNP	5-3-0	8-2-4
N10	HOLY CROSS	5-5-1	0-0-0	DNP	DNP	DNP	0-0-0	2-4-0
N14	at #8/8 Villanova	0-2-1	0-3-1	0-0-0	DNP	DNP	0-0-0	5-1-3
N17	vs. George Washington	0-3-2	5-2-0	0-0-0	0-0-0	DNP	DNP	2-3-3
N18	Providence	17-6-0	0-2-0	0-0-0	0-0-0	DNP	DNP	6-0-2
N23	CHATTANOOGA	7-12-1	0-1-0	0-0-0	0-0-0	DNP	6-3-0	9-3-2
N28	#11/13 NORTH CAROLINA	6-5-2	DNP	DNP	DNP	DNP	0-0-0	7-0-1
D1	#19/18 PURDUE+	17-8-1	2-1-0	0-1-0	0-0-0	DNP	0-0-0	3-1-0
D4	at Northwestern+	8-10-2	DNP	DNP	DNP	DNP	0-0-0	3-0-1
D8	SOUTH CAROLINA	15-9-1	DNP	DNP	DNP	DNP	0-2-0	0-0-0
D15	WESTERN MICHIGAN	3-6-0	DNP	DNP	DNP	DNP	4-0-1	2-0-1
D22	AIR FORCE	2-3-0	0-1-0	0-0-0	DNP	DNP	DNP	6-1-4
D30	BINGHAMTON	4-5-1	0-0-0	DNP	DNP	DNP	0-1-0	3-1-2
J3	PENN STATE+	9-5-2	0-0-0	DNP	DNP	DNP	2-1-1	2-1-0
J6	#21/22 INDIANA +	6-4-1	8-8-0	DNP	DNP	DNP	2-1-0	0-2-1
J10	at Illinois+	13-11-4	DNP	DNP	DNP	DNP	0-0-0	2-1-1
J13	NORTHWESTERN+	17-11-0	0-0-0	DNP	0-2-0	DNP	0-0-0	0-1-2
J19	at Wisconsin+							
J22	MINNESOTA+							
J25	at Indiana+							
J29	OHIO STATE+							
F1	at Iowa+							
F5	at Rutgers+							
F9	WISCONSIN+							
F12	at Penn State+							
F16	MARYLAND+							
F21	at Minnesota+							
F24	MICHIGAN STATE+							
F28	NEBRASKA+							
M3	at Maryland+							
M9	at Michigan State+							
M13	vs. BTT First Round							
M14	vs. BTT Second Round							
M15	vs. BTT Quarterfinal							
M16	vs. BTT Semifinal							
M17	vs. BTT Championship							
M	vs. NCAA First Round							
M	vs. NCAA Second Round							
M	vs. NCAA Sweet 16							
M	vs. NCAA Elite Eight							
A6	vs. NCAA Final Four							
A8	vs. NCAA Championship							

Michigan Statistics: 2018-19

BY LOCATION	Overall	B1G	Beilein, U-M	Beilein, B1G
Overall	17 0	6 0	265 143	117 87
Home (Crisler Center)	12 0	4 0	156 41	73 30
Away	3 0	2 0	50 73	43 57
Neutral	2 0	0 0	60 29	1 0
BY HALFTIME	Overall	B1G	Beilein, U-M	Beilein, B1G
Michigan leads at halftime	16 0	6 0	202 35	79 23
Michigan trails at halftime	1 0	0 0	54 104	35 63
Michigan is tied at halftime	0 0	0 0	9 4	3 1
BY OFFENSE	Overall	B1G	Beilein, U-M	Beilein, B1G
U-M scores 100-plus points	0 0	0 0	6 0	0 0
U-M scores 90-99 points	0 0	0 0	20 0	5 0
U-M scores 80-89 points	5 0	0 0	47 4	19 3
U-M scores 70-79 points	7 0	3 0	108 22	51 10
U-M scores 60-69 points	4 0	2 0	66 56	34 34
U-M scores 50-59 points	1 0	0 0	17 51	7 33
U-M scores 40-49 points	0 0	0 0	1 9	1 7
U-M scores 30-39 points	0 0	0 0	0 1	0 0
BY DEFENSE	Overall	B1G	Beilein, U-M	Beilein, B1G
Opponent scores 100-plus points	0 0	0 0	0 1	0 0
Opponent scores 90-99 points	0 0	0 0	1 2	0 1
Opponent scores 80-89 points	0 0	0 0	6 20	2 15
Opponent scores 70-79 points	1 0	0 0	35 55	20 30
Opponent scores 60-69 points	7 0	4 0	99 54	50 33
Opponent scores 50-59 points	5 0	2 0	84 10	34 8
Opponent scores 40-49 points	3 0	0 0	35 1	11 0
Opponent scores 30-39 points	1 0	0 0	5 0	0 0
BY +/- POINTS	Overall	B1G	Beilein, U-M	Beilein, B1G
Games decided by 1-5	1 0	1 0	59 42	33 24
Games decided by 6-10	2 0	1 0	63 36	41 24
Games decided by 11-15	3 0	2 0	45 35	22 22
Games decided by more than 15	11 0	2 0	98 30	21 17
BY PERIOD	Overall	B1G	Beilein, U-M	Beilein, B1G
Regulation	17 0	6 0	246 134	107 79
Overtime	0 0	0 0	19 8	10 7
Double Overtime	0 0	0 0	0 1	0 1
Triple Overtime	0 0	0 0	0 0	0 0
BY RANKING	Overall	B1G	Beilein, U-M	Beilein, B1G
vs. ranked opponents:	4 0	2 0	43 69	24 39
vs. unranked opponents:	13 0	4 0	222 74	93 48
BY JERSEY	Overall	B1G	Beilein, U-M	Beilein, B1G
White	9 0	3 0	121 18	45 11
Blue	4 0	2 0	62 68	37 41
Maize	4 0	1 0	81 57	35 35
Practice Jerseys	0 0	0 0	1 0	0 0
BY MONTH	Overall	B1G	Beilein, U-M	Beilein, B1G
November	7 0	0 0	58 20	
December	6 0	2 0	58 20	6 4
January	4 0	4 0	58 41	57 39
February	0 0	0 0	41 37	42 36
March	0 0	0 0	50 24	12 8
April	0 0	0 0	0 1	0 0
BY TELEVISION	Overall	B1G	Beilein, U-M	Beilein, B1G
When playing on AXStv	0 0	0 0	2 1	0 0
When playing on BTN	7 0	2 0	108 42	61 38
When playing on BTN-Plus	1 0	0 0	18 0	0 0
When playing on CBS	1 0	1 0	30 31	12 16
When playing on CBS College Sports	0 0	0 0	0 1	0 0
When playing on truTV	0 0	0 0	2 0	0 0
When playing on TNT	0 0	0 0	0 1	0 0
When playing on TBS	0 0	0 0	6 1	0 0
When playing on ESPN	4 0	2 0	40 37	28 26
When playing on ESPN2	0 0	0 0	27 16	10 5
When playing on ESPNU	0 0	0 0	11 8	1 1
When playing on ESPN3	1 0	0 0	9 1	0 0
When playing on Fox	0 0	0 0	2 0	2 0
When playing on Fox Sports 1	3 0	1 0	7 1	3 1
When playing on FSN-Detroit	0 0	0 0	2 0	0 0
When playing on HDNet	0 0	0 0	0 2	0 0
No television	0 0	0 0	1 1	0 0

INSIDE THE BOX SCORE	'18-19	Beilein
When Michigan leads in FG%, U-M is	13 0	204 10
When opponent leads in FG%, U-M is	3 0	57 132
When game ends tied in FG%, U-M is	1 0	4 1
When Michigan leads in 3FG%, U-M is	10 0	192 30
When opponent leads in 3FG%, U-M is	7 0	66 113
When game ends tied in 3FG%, U-M is	0 0	7 0
When Michigan leads in FT%, U-M is	10 0	155 67
When opponent leads in FT%, U-M is	6 0	106 69
When game ends tied in FT%, U-M is	1 0	4 7
When Michigan leads in rebounds, U-M is	12 0	145 27
When opponent leads in rebounds, U-M is	3 0	107 108
When game ends tied in rebounds, U-M is	2 0	13 8
When Michigan leads in assists, U-M is	14 0	202 20
When opponent leads in assists, U-M is	1 0	42 109
When game ends tied in assists, U-M is	2 0	21 14
When Michigan leads in blocks, U-M is	12 0	124 30
When opponent leads in blocks, U-M is	4 0	104 93
When game ends tied in blocks, U-M is	1 0	37 20
When Michigan leads in steals, U-M is	13 0	167 67
When opponent leads in steals, U-M is	4 0	68 70
When game ends tied in steals, U-M is	0 0	30 6
When Michigan has more turnovers, U-M is	2 0	60 57
When opponent has more turnovers, U-M is	13 0	186 77
When game ends tied in turnovers, U-M is	2 0	19 9
When Michigan has more fouls, U-M is	3 0	55 87
When opponent has more fouls, U-M is	12 0	199 45
When game ends tied in fouls, U-M is	2 0	11 11
When Michigan has a player foul out, U-M is	0 0	13 29
When opponent has a player foul out, U-M is	2 0	55 13
When both teams have a player foul out, U-M is	0 0	11 5
When neither team as a player foul out, U-M is	15 0	186 96

INSIDE THE GAME	
Most Points in 1st Half	50, Northwestern (1/13/19)
Most Points in 2nd Half	49, vs. George Washington (11/17/18)
Fewest Points in 1st Half	18, Holy Cross (11/10/18)
Fewest Points in 2nd Half	26, at Northwestern (12/4/18)
Most Points in Overtime	N/A
Fewest Points in Overtime	N/A
Most Points Allowed in 1st Half	36, South Carolina (12/8/2018)
Most Points Allowed in 2nd Half	42, South Carolina (12/8/2018)
Fewest Points Allowed in 1st Half	13, Norfolk State (11/6/18)
Fewest Points Allowed in 2nd Half	13, Holy Cross (11/10/18)
Most Points in Overtime	N/A
Fewest Points in Overtime	N/A
U-M's Largest Victory	28, Chattanooga (11/23/18)
U-M's Largest Defeat	N/A
U-M's Smallest Victory	2, at Northwestern (12/4/18)
U-M's Smallest Defeat	N/A
Largest Lead in a game won	36, Chattanooga (11/23/18)
Largest Lead in a game lost	N/A
Largest Opt lead in a game won	10, No. 11/13 UNC (11/28/18)
Largest Opt lead in a game lost	N/A
Largest Halftime Lead	22, Northwestern (1/13/19)
Largest Halftime Deficit	6, Holy Cross (11/10/18)
Most Lead Changes	6, South Carolina (12/8/2018)
Most Ties In a Game	6, South Carolina (12/8/2018)
Games Led Start to Finish	8
Winning Streak	17
Start: 11/6/18	
To: 1/13/19	

Michigan/Opponent Breakdowns: 2018-19

MICHIGAN: 2018-19

ALL GAMES	G	TP	FG	FGA	PCT.	3FG	3FA	PCT.	FT	FTA	PCT.	O	D	REB	F	DQ	A	TO	BL	ST	1ST	2ND	OT	PNT	TO	2ND	FB	BN
OVERALL	17	1252	455	967	47.1%	135	368	36.7%	207	307	67.4%	158	461	615	231	0	240	160	73	110	617	635	0	542	252	162	160	229
HOME	12	888	321	681	47.1%	99	264	37.5%	147	222	66.2%	111	322	433	150	0	164	109	55	80	428	460	0	366	174	115	93	163
AWAY	3	214	80	172	46.5%	15	56	26.8%	39	54	72.2%	28	80	104	51	0	41	30	13	21	119	95	0	120	55	24	44	34
NEUTRAL	2	150	54	114	47.4%	21	48	43.8%	21	31	67.7%	19	59	78	30	0	35	21	5	9	70	80	0	56	23	23	23	32

BIG TEN	G	TP	FG	FGA	PCT.	3FG	3FA	PCT.	FT	FTA	PCT.	O	D	REB	F	DQ	A	TO	BL	ST	1ST	2ND	OT	PNT	TO	2ND	FB	BN
OVERALL	6	439	163	344	47.4%	43	122	35.2%	70	92	76.1%	49	151	200	82	0	76	56	22	35	238	201	0	208	81	47	59	43
HOME	4	298	111	227	48.9%	33	83	39.8%	43	57	75.4%	30	99	129	51	0	48	33	15	25	163	135	0	132	52	35	31	29
AWAY	2	141	52	117	44.4%	10	39	25.6%	27	35	77.1%	19	52	71	31	0	28	23	7	10	75	66	0	76	29	12	28	14
NEUTRAL	0	0	0	0	0.0%	0	0	0.0%	0	0	0.0%	0	0	0	0	0	0	0	0	0	0	0	0	0	0	0	0	0

MONTH	G	TP	FG	FGA	PCT.	3FG	3FA	PCT.	FT	FTA	PCT.	O	D	REB	F	DQ	A	TO	BL	ST	1ST	2ND	OT	PNT	TO	2ND	FB	BN
NOVEMBER	7	509	182	392	46.4%	54	154	35.1%	91	147	61.9%	65	216	277	95	0	105	61	36	43	245	264	0	214	109	63	70	123
DECEMBER	6	442	160	341	46.9%	56	138	40.6%	66	94	70.2%	62	145	207	78	0	86	63	18	41	214	228	0	180	81	66	44	73
JANUARY	4	301	113	234	48.3%	25	76	32.9%	50	66	75.8%	31	100	131	58	0	49	36	19	26	158	143	0	148	62	33	46	33
FEBRUARY	0	0	0	0	0.0%	0	0	0.0%	0	0	0.0%	0	0	0	0	0	0	0	0	0	0	0	0	0	0	0	0	0
MARCH	0	0	0	0	0.0%	0	0	0.0%	0	0	0.0%	0	0	0	0	0	0	0	0	0	0	0	0	0	0	0	0	0
APRIL	0	0	0	0	0.0%	0	0	0.0%	0	0	0.0%	0	0	0	0	0	0	0	0	0	0	0	0	0	0	0	0	0

5-GAME	G	TP	FG	FGA	PCT.	3FG	3FA	PCT.	FT	FTA	PCT.	O	D	REB	F	DQ	A	TO	BL	ST	1ST	2ND	OT	PNT	TO	2ND	FB	BN
GAMES #1-5	5	342	122	279	43.7%	35	110	31.8%	63	100	63.0%	52	154	202	76	0	77	49	28	29	164	178	0	148	78	50	54	82
GAMES #6-10	5	394	138	277	49.8%	47	114	41.2%	71	103	68.9%	44	137	181	57	0	68	48	15	28	203	191	0	152	64	50	37	63
GAMES #11-15	5	357	136	290	46.9%	37	98	37.8%	48	73	65.8%	43	118	161	69	0	65	40	20	39	161	196	0	168	80	45	40	65
GAMES #16-20	2	159	59	121	48.8%	16	46	34.8%	25	31	80.6%	19	52	71	29	0	30	23	10	14	89	70	0	74	30	17	29	19
GAMES #21-25	0	0	0	0	0.0%	0	0	0.0%	0	0	0.0%	0	0	0	0	0	0	0	0	0	0	0	0	0	0	0	0	0
GAMES #26-30	0	0	0	0	0.0%	0	0	0.0%	0	0	0.0%	0	0	0	0	0	0	0	0	0	0	0	0	0	0	0	0	0
GAMES #31-35	0	0	0	0	0.0%	0	0	0.0%	0	0	0.0%	0	0	0	0	0	0	0	0	0	0	0	0	0	0	0	0	0
GAMES #36-40	0	0	0	0	0.0%	0	0	0.0%	0	0	0.0%	0	0	0	0	0	0	0	0	0	0	0	0	0	0	0	0	0
GAMES #41-42	0	0	0	0	0.0%	0	0	0.0%	0	0	0.0%	0	0	0	0	0	0	0	0	0	0	0	0	0	0	0	0	0

POSTSEASON	G	TP	FG	FGA	PCT.	3FG	3FA	PCT.	FT	FTA	PCT.	O	D	REB	F	DQ	A	TO	BL	ST	1ST	2ND	OT	PNT	TO	2ND	FB	BN
OVERALL	0	0	0	0	0.0%	0	0	0.0%	0	0	0.0%	0	0	0	0	0	0	0	0	0	0	0	0	0	0	0	0	0
B1G	0	0	0	0	0.0%	0	0	0.0%	0	0	0.0%	0	0	0	0	0	0	0	0	0	0	0	0	0	0	0	0	0
NCAA	0	0	0	0	0.0%	0	0	0.0%	0	0	0.0%	0	0	0	0	0	0	0	0	0	0	0	0	0	0	0	0	0

OPPONENTS: 2018-19

ALL GAMES	G	TP	FG	FGA	PCT.	3FG	3FA	PCT.	FT	FTA	PCT.	O	D	REB	F	DQ	A	TO	BL	ST	1ST	2ND	OT	PNT	TO	2ND	FB	BN
OVERALL	17	963	375	945	39.7%	83	265	31.3%	130	201	64.7%	137	409	546	278	2	164	226	46	56	442	521	0	470	164	109	53	216
HOME	12	680	268	668	40.1%	59	181	32.6%	85	134	63.4%	96	295	391	195	2	114	159	26	39	313	367	0	330	102	80	35	155
AWAY	3	175	66	156	42.3%	16	50	32.0%	27	41	65.9%	20	69	89	50	0	34	44	13	10	81	94	0	88	32	13	16	23
NEUTRAL	2	108	41	121	33.9%	8	34	23.5%	18	26	69.2%	21	45	66	33	0	16	23	7	7	48	60	0	52	30	16	2	38

BIG TEN	G	TP	FG	FGA	PCT.	3FG	3FA	PCT.	FT	FTA	PCT.	O	D	REB	F	DQ	A	TO	BL	ST	1ST	2ND	OT	PNT	TO	2ND	FB	BN
OVERALL	6	364	144	339	42.5%	32	94	34.0%	44	64	68.8%	49	139	188	85	0	62	70	22	24	169	195	0	204	50	51	22	57
HOME	4	235	92	227	40.5%	19	59	32.2%	32	44	72.7%	39	93	132	55	0	35	47	12	15	105	130	0	136	20	43	8	48
AWAY	2	129	52	112	46.4%	13	35	37.1%	12	20	60.0%	10	46	56	30	0	27	23	10	9	64	65	0	68	30	8	14	9
NEUTRAL	0	0	0	0	0.0%	0	0	0.0%	0	0	0.0%	0	0	0	0	0	0	0	0	0	0	0	0	0	0	0	0	0

MONTH	G	TP	FG	FGA	PCT.	3FG	3FA	PCT.	FT	FTA	PCT.	O	D	REB	F	DQ	A	TO	BL	ST	1ST	2ND	OT	PNT	TO	2ND	FB	BN
NOVEMBER	7	357	137	403	34.0%	34	118	28.8%	49	78	62.8%	65	179	244	130	0	67	96	17	14	159	198	0	146	67	42	14	115
DECEMBER	6	359	139	316	44.0%	32	94	34.0%	49	78	62.8%	41	132	173	87	2	59	78	16	25	172	187	0	174	57	36	27	61
JANUARY	4	247	99	226	43.8%	17	53	32.1%	32	45	71.1%	31	98	129	61	0	38	52	13	17	111	136	0	150	40	31	12	40
FEBRUARY	0	0	0	0	0.0%	0	0	0.0%	0	0	0.0%	0	0	0	0	0	0	0	0	0	0	0	0	0	0	0	0	0
MARCH	0	0	0	0	0.0%	0	0	0.0%	0	0	0.0%	0	0	0	0	0	0	0	0	0	0	0	0	0	0	0	0	0
APRIL	0	0	0	0	0.0%	0	0	0.0%	0	0	0.0%	0	0	0	0	0	0	0	0	0	0	0	0	0	0	0	0	0

5-GAME	G	TP	FG	FGA	PCT.	3FG	3FA	PCT.	FT	FTA	PCT.	O	D	REB	F	DQ	A	TO	BL	ST	1ST	2ND	OT	PNT	TO	2ND	FB	BN
GAMES #1-5	5	235	89	276	32.2%	18	75	24.0%	39	61	63.9%	45	125	170	92	0	41	73	14	10	102	133	0	108	51	28	6	86
GAMES #6-10	5	317	125	302	41.4%	36	95	37.9%	31	50	62.0%	45	112	157	83	1	64	51	15	19	151	166	0	136	42	42	29	65
GAMES #11-15	5	282	109	252	43.3%	18	70	25.7%	46	70	65.7%	34	127	161	72	1	33	75	8	17	127	155	0	154	45	30	10	49
GAMES #16-20	2	129	52	115	45.2%	11	25	44.0%	14	20	70.0%	13	45	58	31	0	26	27	9	10	62	67	0	72	26	9	8	16
GAMES #21-25	0	0	0	0	0.0%	0	0	0.0%	0	0	0.0%	0	0	0	0	0	0	0	0	0	0	0	0	0	0	0	0	0
GAMES #26-30	0	0	0	0	0.0%	0	0	0.0%	0	0	0.0%	0	0	0	0	0	0	0	0	0	0	0	0	0	0	0	0	0
GAMES #31-35	0	0	0	0	0.0%	0	0	0.0%	0	0	0.0%	0	0	0	0	0	0	0	0	0	0	0	0	0	0	0	0	0
GAMES #36-40	0	0	0	0	0.0%	0	0	0.0%	0	0	0.0%	0	0	0	0	0	0	0	0	0	0	0	0	0	0	0	0	0
GAMES #41-42	0	0	0	0	0.0%	0	0	0.0%	0	0	0.0%	0	0	0	0	0	0	0	0	0	0	0	0	0	0	0	0	0

||
||
||

Player Statistics: 2018-19

TIME ON THE COURT		CAREER		CONSEC	
PLAYER	YEAR	GAMES	GAMES	STARTS	STARTS
Zavier Simpson	Jr.	96	96	46	42
Charles Matthews	Sr.	94*	58	61	58
Jon Teske	Jr.	78	58	19	17
Isaiah Livers	So.	55	2	22	0
Jordan Poole	So	56	55	17	17
Eli Brooks	So.	48	19	12	0
Jaron Faulds#	So.	26	0	1	0
Austin Davis	Jr.	30	11	0	0
C.J. Baird	So.	12	0	0	0
Luke Wilson	So.	7	1	0	0
Rico Ozuna-Harrison	So.	1	1	0	0
Ignas Brazdeikis	Fr.	17	17	17	17
Colin Castleton	Fr.	7	0	0	0
David DeJulius	Fr.	11	1	0	0
Brandon Johns, Jr.	Fr.	12	1	0	0
Adrien Nunez	Fr.	10	1	0	0

* played 36 games at Kentucky before transferring to U-M
sitting out 2018-19 season following transfer from Columbia

MICHIGAN STARTING FIVE

Starters #1 --> IB, JT, CM, JP, ZS 17-0

Date	Opponent	starter	starter	starter	starter	starter
N2	NORTHWOOD (Exh.)	Brazdeikis	Teske	Matthews	Poole	Simpson
N6	NORFOLK STATE	Brazdeikis	Teske	Matthews	Poole	Simpson
N10	HOLY CROSS	Brazdeikis	Teske	Matthews	Poole	Simpson
N14	at #8/8 Villanova	Brazdeikis	Teske	Matthews	Poole	Simpson
N17	vs. George Washington	Brazdeikis	Teske	Matthews	Poole	Simpson
N18	vs. Providence	Brazdeikis	Teske	Matthews	Poole	Simpson
N23	CHATTANOOGA	Brazdeikis	Teske	Matthews	Poole	Simpson
N28	#11/13 N. CAROLINA	Brazdeikis	Teske	Matthews	Poole	Simpson
D1	#19/18 PURDUE+	Brazdeikis	Teske	Matthews	Poole	Simpson
D4	at Northwestern+	Brazdeikis	Teske	Matthews	Poole	Simpson
D8	SOUTH CAROLINA	Brazdeikis	Teske	Matthews	Poole	Simpson
D15	WESTERN MICHIGAN	Brazdeikis	Teske	Matthews	Poole	Simpson
D22	AIR FORCE	Brazdeikis	Teske	Matthews	Poole	Simpson
D30	BINGHAMTON	Brazdeikis	Teske	Matthews	Poole	Simpson
J3	PENN STATE+	Brazdeikis	Teske	Matthews	Poole	Simpson
J6	INDIANA +	Brazdeikis	Teske	Matthews	Poole	Simpson
J10	at Illinois+	Brazdeikis	Teske	Matthews	Poole	Simpson
J13	NORTHWESTERN+	Brazdeikis	Teske	Matthews	Poole	Simpson
J19	at Wisconsin+					
J22	MINNESOTA+					
J25	at Indiana+					
J29	OHIO STATE+					
F1	at Iowa+					
F5	at Rutgers+					
F9	WISCONSIN+					
F12	at Penn State+					
F16	MARYLAND+					
F21	at Minnesota+					
F24	MICHIGAN STATE+					
F28	NEBRASKA+					
M3	at Maryland+					
M9	at Michigan State+					
M13	vs. BTT First Round					
M14	vs. BTT Second Round					
M15	vs. BTT Quarterfinal					
M16	vs. BTT Semifinal					
M17	vs. BTT Championship					

MICHIGAN GAME LEADERS

LED IN ... SCORING	'15-16	'16-17	'17-18	'18-19	Total
Charles Matthews (Sr.)	Kentucky	TRANS	9	5	14
Zavier Simpson (Jr.)	-	0	3	2	5
Ignas Brazdeikis (Fr.)	-	-	-	6	6
Jordan Poole (So.)	-	-	1	4	5
Jon Teske (Jr.)	-	-	-	1	1

LED IN ... REBOUNDING	'15-16	'16-17	'17-18	'18-19	Total
Charles Matthews (Sr.)	Kentucky	TRANS	15	3	18
Jon Teske (Jr.)	-	0	6	7	13
Zavier Simpson (Jr.)	-	0	4	2	6
Isaiah Livers (So.)	-	-	2	2	4
Ignas Brazdeikis (Fr.)	-	-	-	3	3
Brandon Johns Jr. (Fr.)	-	-	-	1	1

LED IN ... ASSISTS	'15-16	'16-17	'17-18	'18-19	Total
Zavier Simpson (Jr.)	-	1	23	16	40
Charles Matthews (Sr.)	Kentucky	TRANS	10	1	11
Eli Brooks (So.)	-	-	2	0	2
Jordan Poole (So.)	-	-	1	0	1

LED IN ... BLOCKS	'15-16	'16-17	'17-18	'18-19	Total
Jon Teske (Jr.)	-	2	14	15	31
Charles Matthews (Sr.)	Kentucky	TRANS	11	2	13
Isaiah Livers (So.)	-	-	5	2	7
Jordan Poole (So.)	-	-	4	1	5
Austin Davis (Jr.)	-	0	2	0	2
Eli Brooks (So.)	-	-	1	0	1
C.J. Baird (So.)	-	-	1	0	1
Ignas Brazdeikis (Fr.)	-	-	-	3	3

LED IN ... STEALS	'15-16	'16-17	'17-18	'18-19	Total
Zavier Simpson (Jr.)	-	7	21	7	35
Charles Matthews (Sr.)	Kentucky	TRANS	7	5	12
Jon Teske (Jr.)	-	1	5	6	12
Eli Brooks (So.)	-	-	4	0	4
Isaiah Livers (So.)	-	-	3	2	5
Jordan Poole (So.)	-	-	3	3	6
Ignas Brazeikis (Fr.)	-	-	-	3	3
Brandon Johns Jr. (Fr.)	-	-	-	1	1
Austin Davis (Jr.)	-	-	-	1	1

Player Statistics: 2018-19

DOUBLE-DIGIT SCORING	'15-16	'16-17	'17-18	'18-19	Career
Charles Matthews (Sr.)	1	TRANS	31	12	44*
Zavier Simpson (Jr.)	-	0	18	7	27
Jordan Poole (So.)	-	-	10	12	22
Jon Teske (Jr.)	-	0	3	6	9
Isaiah Livers (So.)	-	-	3	6	10
Ignas Brazdeikis (Fr.)	-	-	-	15	15

* combined total with Kentucky (1) & U-M (43)

20+ POINTS	'15-16	'16-17	'17-18	'18-19	Career
Charles Matthews (Sr.)	0	TRANS	7	4	11*
Zavier Simpson (Jr.)	-	0	0	1	1
Jordan Poole (So.)	-	-	0	3	3
Ignas Brazdeikis (Fr.)	-	-	-	5	5

* combined total with Kentucky (0) & U-M (11)

30+ POINTS	'15-16	'16-17	'17-18	'18-19	Career
Charles Matthews (Sr.)	0	TRANS	1	0	1*

* combined total with Kentucky (0) & U-M (1)

7+ REBOUNDS	'15-16	'16-17	'17-18	'18-19	Career
Charles Matthews (Sr.)	0	TRANS	0	4	4
Jon Teske (Jr.)	-	0	5	7	12
Zavier Simpson (Jr.)	-	0	3	2	5
Isaiah Livers (So.)	-	-	2	2	4
Ignas Brazdeikis (Fr.)	-	-	-	7	7
Brandon Johns Jr. (Fr.)	-	-	-	1	1

* combined total with Kentucky (0) & U-M (4)

10+ REBOUNDS	'15-16	'16-17	'17-18	'18-19	Career
Charles Matthews (Sr.)	0	TRANS	3	1	4*
Jon Teske (Jr.)	-	0	2	4	6
Zavier Simpson (Jr.)	-	0	0	1	1
Isaiah Livers (So.)	-	-	0	1	1
Ignas Brazdeikis (Fr.)	-	-	-	1	1

* combined total with Kentucky (0) & U-M (4)

5+ ASSISTS	'15-16	'16-17	'17-18	'18-19	Career
Charles Matthews (Sr.)	0	TRANS	3	0	3*
Zavier Simpson (Jr.)	-	0	15	13	28
Eli Brooks (So.)	-	-	1	0	1

* combined total with Kentucky (0) & U-M (3)

10+ ASSISTS	'15-16	'16-17	'17-18	'18-19	Career
Charles Matthews (Sr.)	0	TRANS	1	0	1*
Zavier Simpson (Jr.)	-	0	0	1	1

* combined total with Kentucky (0) & U-M (1)

3+ STEALS	'15-16	'16-17	'17-18	'18-19	Career
Charles Matthews (Sr.)	0	TRANS	2	3	5*
Zavier Simpson (Jr.)	-	2	5	4	11
Jon Teske (Jr.)	-	0	1	2	2
Jordan Poole (So.)	-	-	0	1	1

* combined total with Kentucky (0) & U-M (5)

5+ STEALS	'15-16	'16-17	'17-18	'18-19	Career
Zavier Simpson (Jr.)	-	0	1	1	2

3+ BLOCKS	'15-16	'16-17	'17-18	'18-19	Career
Charles Matthews (Sr.)	0	TRANS	1	1	2*
Jon Teske (Jr.)	-	-	-	2	2

* combined total with Kentucky (0) & U-M (2)

5+ BLOCKS	'15-16	'16-17	'17-18	'18-19	Career
Jon Teske	-	0	0	2	2

5+ FIELD GOALS	'15-16	'16-17	'17-18	'18-19	Career
Charles Matthews (Sr.)	0	TRANS	21	11	32*
Zavier Simpson (Jr.)	-	0	10	7	17
Jordan Poole (So.)	-	-	3	9	12
Jon Teske (Jr.)	-	0	3	6	9
Isaiah Livers (So.)	-	-	2	1	3
Ignas Brazdeikis (Fr.)	-	-	-	11	11

* combined total with Kentucky (0) & U-M (32)

10+ FIELD GOALS	'15-16	'16-17	'17-18	'18-19	Career
Charles Matthews (Sr.)	0	TRANS	2	2	4*

* combined total with Kentucky (0) & U-M (4)

3+ THREE-POINTERS	'15-16	'16-17	'17-18	'18-19	Career
Charles Matthews (Sr.)	0	TRANS	1	1	2*
Zavier Simpson (Jr.)	-	0	0	3	3
Jordan Poole (So.)	-	-	5	5	10
Isaiah Livers (So.)	-	-	1	2	3
Ignas Brazdeikis (Fr.)	-	-	-	3	3

* combined total with Kentucky (0) & U-M (2)

5+ THREE-POINTERS	'15-16	'16-17	'17-18	'18-19	Career
Zavier Simpson (Jr.)	-	0	0	1	1
Jordan Poole (So.)	-	-	1	4	5

5+ FREE THROWS	'15-16	'16-17	'17-18	'18-19	Career
Charles Matthews (Sr.)	0	TRANS	5	3	8*
Zavier Simpson (Jr.)	-	0	2	0	2
Jordan Poole (So.)	-	-	1	3	4
Jon Teske (Jr.)	-	0	1	1	2
Ignas Brazdeikis (Fr.)	-	-	-	6	6

* combined total with Kentucky (0) & U-M (8)

10+ FREE THROWS	'15-16	'16-17	'17-18	'18-19	Career
Charles Matthews (Sr.)	0	0	0	1	1

* combined total with Kentucky (0) & U-M (1)

DOUBLE DOUBLES	'15-16	'16-17	'17-18	'18-19	Career
Charles Matthews (Sr.)	0	TRANS	4	1	5*
Jon Teske (Jr.)	-	0	2	2	4
Zavier Simpson (Jr.)	-	0	0	1	1
Ignas Brazdeikis (Fr.)	-	-	-	1	1

* combined total with Kentucky (0) & U-M (5)

The Last Time ...

IN THE RANKING (Listed AP/ESPN-USA Today Coaches Poll)

Michigan was ranked	Dec. 31, 2018, Associated Press (2nd) Dec. 31, 2018, ESPN/USA Today Coaches Poll (4th)
Michigan defeated a ranked opponent	Jan. 6, 2019, No. 21/22 Indiana: U-M won 74-63 at Crisler Center in Ann Arbor, Mich.
Michigan lost to a ranked opponent	April 2, 2017, vs. #2/2 Villanova (NCAA): U-M lost 79-62 in NCAA title game at Alamodome in San Antonio, Texas
Michigan defeated a ranked opponent at home	Jan. 6, 2019, No. 21/22 Indiana: U-M won 74-63 at Crisler Center in Ann Arbor, Mich.
Michigan defeated a ranked opponent on the road	November 14, 2018 vs. No. 8 Villanova at Finneran Pavilion in Villanova, Pa.
Michigan defeated a top 10 ranked opponent at home	Feb. 18, 2018, #8/9 Ohio State: U-M won 74-62 at Crisler Center in Ann Arbor, Mich.
Michigan defeated a top 10 ranked opponent on the road	November 14, 2018 vs. No. 8 Villanova at Finneran Pavilion in Villanova, Pa.
Michigan was ranked No. 1	Jan. 28, 2013, Michigan 1st in AP poll, 2nd in ESPN/USA Today Coaches Poll
Michigan faced the No. 1 ranked team	Dec. 14, 2013, #1/1 Arizona: U-M lost 72-70 at Crisler Center in Ann Arbor, Mich.
Michigan defeated the No. 1 ranked team	Dec. 14, 1997, #1/1 Duke: U-M won 81-73 at Crisler Center in Ann Arbor, Mich.

OVERTIME / THE LAST SECOND

Michigan won an overtime game	March 1, 2017, vs. Iowa (BTT): U-M won 77-71 at Madison Square Garden in New York, N.Y.
Michigan lost an overtime game	Feb. 19, 2017, at Minnesota: U-M lost 83-78 at Williams Arena in Minneapolis, Minn.
Michigan won on a buzzer beater	March 17, 2018, vs. #21/19 Houston (NCAA): U-M won 64-43 on a Jordan Poole three-pointer with 0.3 seconds left
Opponent won on a buzzer beater	March 1, 2017 at Northwestern: Dererk Pardon layup after full court pass with 1.7 seconds left

DOUBLE-FIGURE SCORING

Michigan had one in double figures	Jan. 18, 2018, at Nebraska: Charles Matthews (15)
Michigan had two in double figures	Nov. 18, 2018 vs. Providence: I. Brazdeikis (22), J. Teske (17)
Michigan had three in double figures	Jan. 3, 2019, Penn State: J. Poole (17), I. Brazdeikis (16), C. Matthews (14)
Michigan had four in double figures	Jan. 13, 2019, Northwestern: Z. Simpson (24), J. Teske (17), C. Matthews (13), I. Brazdeikis (11)
Michigan had five in double figures	Jan. 10, 2019, at Illinois: Z. Simpson (16), I. Brazdeikis (15), C. Matthews (14), J. Teske (13), J. Poole (10)
Michigan had six in double figures	Jan. 6, 2018, Illinois: M. Wagner (14), D. Robinson (13), M.A. Abdur-Rahkman (13), I. Livers (12), J. Poole (11), C. Matthews (10)
Michigan had five starters in double figures	Jan. 10, 2019, at Illinois: Z. Simpson (16), I. Brazdeikis (15), C. Matthews (14), J. Teske (13), J. Poole (10)
Michigan had two players with 20-plus points	Nov. 28, 2018, No. 11/13 North Carolina: I. Brazdeikis (24), C. Matthews (21)
Michigan had three players with 20-plus points	Jan. 14, 2017, Nebraska: Moe Wagner (23), Zak Irvin (21), Derrick Walton Jr. (20)
Michigan had two players with 30-plus points	March 12, 1994, at Northwestern: Jalen Rose (33) and Juwan Howard (32)

INDIVIDUAL SCORING

U-M player had 20 or more points	Jan. 13, 2019, Northwestern	Zavier Simpson (24)
U-M player had 30 or more points	Dec. 21, 2017, Alabama A&M	Charles Matthews (31)
U-M player had 40 or more points	Jan. 9, 1988, Minnesota	Glen Rice (40)
Opponent player had 20 or more points	Jan. 13, 2019, Northwestern	Derek Pardon (20)
Opponent player had 30 or more points	Dec. 15, 2018, Western Michigan	Michael Flowers (31)
Opponent player had 40 or more points	Dec. 30, 1993, Arizona	Khalid Reeves (40)

INDIVIDUAL REBOUNDING

U-M player had 10 or more rebounds	Jan. 13, 2019, Northwestern	Jon Teske (11)
U-M player had 15 or more rebounds	March 31, 2018, vs. Loyola-Chicago (NCAA)	Moritz Wagner (15)
U-M player had 20 or more rebounds	Dec. 22, 2008, Florida Gulf Coast	DeShawn Sims (20)
Opponent player had 10 or more rebounds	Jan. 3, 2019, Penn State	Mike Watkins (12), Lamar Stevens (10)

INDIVIDUAL ASSISTS

U-M player had five-plus assists	Jan. 10, 2019, at Illinois	Zavier Simpson (8)
U-M player had 10-plus assists	Dec. 30, 2018, Binghamton	Zavier Simpson (10)
U-M player had 15-plus assists	March 5, 2017, at Nebraska	Derrick Walton Jr. (16), <i>U-M Record</i>

INDIVIDUAL BLOCKS

U-M player had five-plus blocks	Nov. 28, 2018, No. 11/13 North Carolina	Jon Teske (5)
U-M player had 10-plus blocks	Dec. 7, 1985, Florida Southern	Roy Tarpley (10)

INDIVIDUAL STEALS

U-M player had five-plus steals	Nov. 14, 2018 at No. 8 Villanova	Zavier Simpson (5)
U-M player had 10-plus steals	has yet to happen	

DOUBLE-DOUBLE

U-M player had a double-double (point-rebound)	Jan. 13, 2019, Northwestern	Jon Teske (17 points, 11 rebounds)
U-M player had a double-double (point-assist)	Nov. 26, 2017, UC Riverside	Charles Matthews (17 points, 12 assists)
U-M player had a double-double (point-block)	Dec. 7, 1985, Florida Southern	Roy Tarpley (19 points, 10 blocks)
Michigan had two players with a double-double	Feb. 3, 2018, Minnesota	Charles Matthews (13 points, 11 rebounds) Moritz Wagner (16 points, 10 rebounds)

TRIPLE-DOUBLE

U-M player had a triple-double (point-rebound-assist)	Dec. 19, 2015, Youngstown State	Derrick Walton Jr. (10P, 11R, 13A)
	Dec. 15, 2015, Northern Kentucky	Caris LeVert (13P, 10R, 10A)
	Jan. 30, 2011, Iowa	Darius Morris (12P, 10R, 11A)
	Nov. 14, 2009, Northern Michigan	Manny Harris (18P, 13R, 10A)
	March 14, 1987 vs. North Carolina (NCAA)	Gary Grant (24P, 10R, 10A)

The Last Time ...

SCORING

Michigan scored 100 or more points	Nov. 21, 2017, vs. Chaminade	Michigan (102) - U-M won 102-64
Michigan scored 90 or more points	March 22, 2018, vs. Texas A&M (NCAA)	Michigan (99) - U-M won 99-72
Michigan scored 80 or more points	Jan. 13, 2019, Northwestern	Michigan (80) - U-M won 80-60
Michigan scored fewer than 50 points	Jan. 18, 2018, at Nebraska	Michigan (5) - U-M lost 72-52
Opponent scored 100 or more points	Dec. 10, 2016, at UCLA	UCLA (102) - U-M lost 102-84
Opponent scored 90 or more points	Jan. 26, 2018, at No. 3/3 Purdue	Purdue (92) - U-M lost 92-88
Opponent scored fewer than 50 points	Dec. 22, 2018, Air Force	Air Force (50) - U-M won 71-50
Opponent scored fewer than 40 points	Nov. 10, 2018 vs. Holy Cross	Holy Cross (37) - U-M won 56-37

REBOUNDING

Michigan had more than 50 rebounds	Nov. 6, 2018, Norfolk State	Michigan (52)
Michigan had more than 40 rebounds	Nov. 23, 2018, Chattanooga	Michigan (44)
Michigan had fewer than 25 rebounds	Jan. 26, 2018, at No. 3/3 Purdue	Michigan (25)
Opponent had more than 50 rebounds	March 10, 2013, Indiana	Indiana (53)
Opponent had more than 40 rebounds	Nov. 28, 2018, No. 11/13 North Carolina	North Carolina (43)
Opponent had fewer than 25 rebounds	Dec. 8, 2018, South Carolina	South Carolina (24)

ASSISTS

Michigan had more than 20 assists	Dec. 30, 2018, Binghamton	Michigan (23)
Michigan had more than 15 assists	Jan. 10, 2019, at Illinois	Michigan (16)
Michigan had fewer than 10 assists	Jan. 6, 2019, No. 21/22 Indiana	Michigan (9)

BLOCKS

Michigan had more than 10 blocks	Feb. 24, 2007, at Minnesota	Michigan (10)
Michigan had more than five blocks	Jan. 10, 2019, at Illinois	Michigan (6)
Michigan had fewer than five blocks	Jan. 13, 2019, Northwestern	Michigan (4)
Michigan did not record a block	March 22, 2018, vs. Texas A&M (NCAA)	Michigan (0)

STEALS

Michigan had more than 10 steals	Jan. 13, 2019, Northwestern	Michigan (10)
Michigan had more than five steals	Jan. 3, 2019, Penn State	Michigan (8)
Michigan had fewer than five steals	Jan. 10, 2019, at Illinois	Michigan (4)
Michigan did not record a steal	Feb. 16, 2014, Wisconsin	Michigan (0)

FIELD GOALS

Michigan had more than 40 field goals made	Dec. 19, 2015, Youngstown State	Michigan (40)
Michigan had more than 30 field goals made	Jan. 13, 2019, Northwestern	Michigan (31)
Michigan had fewer than 20 field goals made	Nov. 10, 2018 vs. Holy Cross	Michigan (18)
Michigan had more than 70 field goal attempts	Dec. 16, 2016, vs. Detroit Mercy	Michigan (72)
Michigan had more than 60 field goal attempts	Jan. 10, 2019, at Illinois	Michigan (62)
Michigan had fewer than 40 field goal attempts	Feb. 6, 2010, Wisconsin	Michigan (39)
Michigan shot over 60 percent from the field	March 22, 2018, vs. Texas A&M (NCAA)	Michigan 61.9 percent (39-for-63)
Michigan shot over 50 percent from the field	Jan. 13, 2019, Northwestern	Michigan 52.5 percent (31-for-59)
Michigan shot less than 30 percent from the field	Nov. 23, 2016, at South Carolina	Michigan 19.2 percent (10-for-52)

3-POINT FIELD GOALS

Michigan had more than 15 three-point field goals	Nov. 17, 2018, vs. George Washington	Michigan (15)
Michigan had more than 10 three-point field goals	Jan. 13, 2019, Northwestern	Michigan (11)
Michigan had fewer than five three-point field goals	Jan. 10, 2019, at Illinois	Michigan (5)
Michigan did not make three-point field goal	March 3, 2013, Michigan State	Michigan (0)
Michigan had more than 30 three-point field goal attempts	Dec. 22, 2018, Air Force	Michigan (32)
Michigan had more than 20 three-point field goal attempts	Jan. 13, 2019, Northwestern	Michigan (27)
Michigan had fewer than 10 three-point field goals attempts	Dec. 15, 2007, Central Michigan	Michigan (8)
Michigan shot over 50 percent on three-pointers	Dec. 30, 2018: Binghamton	Michigan 61.1 percent (11-for-18)
Michigan shot over 40 percent on three-pointers	Jan. 13, 2019, Northwestern	Michigan 40.7 percent (11-for-27)
Michigan shot less than 25 percent on three-pointers	Jan. 6, 2019, No. 21/22 Indiana	Michigan 25.0 percent (4-for-16)

FREE THROWS MADE

Michigan had more than 30 free throws made	Feb. 14, 2001 vs. Iowa	Michigan (34)
Michigan had more than 20 free throws made	Dec. 8, 2018, South Carolina	Michigan (23)
Michigan had fewer than 10 free throws made	Jan. 13, 2019, Northwestern	Michigan (7)
Michigan had more than 30 free throw attempts	Dec. 8, 2018, South Carolina	Michigan (30)
Michigan had more than 20 free throw attempts	Jan. 10, 2019, at Illinois	Michigan (22)
Michigan had fewer than 10 free throw attempts	Jan. 13, 2019, Northwestern	Michigan (9)
Michigan had fewer than five free throw attempts	Jan. 1, 2017, at Iowa	Michigan (5)
Michigan shot 100 percent on free throws	March 23, 2017, vs. Oregon (NCAA)	Michigan 1.000 percent (7-for-7)
Michigan shot over 90 percent on free throws	Jan. 17, 2016, at Wisconsin	Michigan 90.9 percent (10-for-11)
Michigan shot less than 50 percent on free throws	Dec. 30, 2018: Binghamton	Michigan 50.0 percent (3-for-6)

FOULS

Michigan had more than 20 fouls	Nov. 14, 2018, at No. 8/8 Villanova	Michigan (20)
Michigan had more than 15 fouls	Jan. 10, 2019, at Illinois	Michigan (16)
Michigan had fewer than 10 fouls	Dec. 1, 2018, No. 19/18 Purdue	Michigan (9)
Michigan had fewer than five fouls	Nov. 23, 2018, Chattanooga	Michigan (5)

TURNOVERS

Michigan had more than 20 turnovers	Jan. 28, 2009, at Ohio State	Michigan (21)
Michigan had more than 10 turnovers	Jan. 10, 2019, at Illinois	Michigan (14)
Michigan had fewer than 10 turnovers	Jan. 13, 2019, Northwestern	Michigan (9)
Michigan had fewer than five turnovers	Jan. 6, 2019, No. 21/22 Indiana	Michigan (3)


Box Scores: 2018-19



Charles Matthews had 19 points, four rebounds, three blocks and one steal in U-M's 73-46 Gavitt Games road victory at No. 8/8 Villanova's Finneran Pavilion.



With 14 points and 11 rebounds, Zavier Simpson posted his first career double-double while dishing out eight assists in U-M's 84-61 win over George Washington.



Ignas Brazdeikis recorded his first 20-point game to lead U-M to the Hall of Fame Tip-Off championship with a 66-47 win over Providence at the Mohegan Sun Arena.

GAME #3 | GAVITT GAMES

#18/18 Michigan: 73

vs. #8/8 Villanova: 46

November 14, 2018

Villanova, Pa. • Finneran Pavilion

TV: FOX



#	#18/18 U-M	FG	3FG	FT	O-D	RB	PF	PTS	A	TO	B	S	MIN
13	I. Brazdeikis, f	7-11	0-1	4-4	3-4	7	1	18	0	1	0	2	32
15	J. Teske, c	0-1	0-1	0-1	0-2	2	2	0	1	0	1	1	23
1	C. Matthews, g	7-13	0-4	5-7	2-2	4	0	19	0	0	3	1	36
2	J. Poole, g	3-7	1-4	0-0	0-1	1	3	7	1	1	0	1	27
3	Z. Simpson, g	4-9	0-1	1-3	0-4	4	3	9	6	2	1	5	32
0	D. DeJulius	1-2	1-2	1-2	0-0	0	0	4	0	0	0	0	3
4	I. Livers	3-5	2-2	1-2	0-2	2	4	9	1	1	0	1	17
5	A. Nunez	0-1	0-1	0-0	0-0	0	2	0	0	0	0	0	3
11	C. Castleton	1-2	0-0	0-0	2-1	3	1	2	0	0	0	0	3
23	B. Johns, Jr.	0-1	0-0	0-0	0-3	1	0	1	0	0	0	0	4
24	C.J. Baird	0-0	0-0	0-0	0-0	0	0	0	0	0	0	0	2
51	A. Davis	0-0	0-0	0-0	0-0	0	1	0	0	0	0	0	1
55	E. Brooks	2-3	1-1	0-0	0-1	1	2	5	3	2	1	0	16
TEAM		28-55 5-17 12-19 9-24 33 20 73 13 7 6 11 200											
TOTALS		28-55 5-17 12-19 9-24 33 20 73 13 7 6 11 200											
TOTAL FG%:		1st: 18-32 .563	2nd: 10-23 .435	Game: 28-55 .509									
3-PT FG%:		1st: 4-12 .333	2nd: 1-5 .200	Game: 5-17 .294									
FT%:		1st: 4-6 .667	2nd: 8-13 .615	Game: 12-19 .632									
Deadball: 2													

#	#8/8 Villanova	FG	3FG	FT	O-D	RB	PF	PTS	A	TO	B	S	MIN
4	E. Paschall, f	3-14	0-1	4-4	2-4	6	1	10	1	3	0	1	32
21	D. Cosby-Roundtree, f	1-2	0-0	3-4	2-3	5	1	5	0	1	1	0	17
23	J. Samuels, f	1-3	1-3	0-0	1-2	3	3	3	0	1	0	0	13
3	C. Gillespie, g	1-3	0-0	3-4	0-4	4	3	5	3	5	0	0	34
5	R. Booth, g	2-8	2-6	3-3	0-1	1	2	9	0	4	1	0	33
1	J. Quinerly	2-6	0-2	0-1	0-0	0	3	4	1	1	0	0	8
3	B. Slater	0-0	0-0	0-0	0-0	0	1	0	0	1	0	0	5
10	C. Swider	2-3	0-1	1-3	0-1	1	2	5	1	1	0	0	15
15	S. Bey	1-3	0-2	1-2	2-3	5	3	3	1	2	1	0	17
24	J. Crema	1-2	0-0	0-0	0-1	1	1	2	0	0	0	0	16
TEAM					3-4	7			2				
TOTALS		14-44	3-15	15-21	10-23	33	20	46	7	21	3	1	200
TOTAL FG%:		1st: 6-25	.240	2nd: 8-19	.421	Game:		14-44		318			
3-PT FG%:		1st: 2-10	.200	2nd: 1-5	.200	Game:		3-15		200			
FT%:		1st: 3-4	.750	2nd: 12-17	.706	Game:		15-21		714			
Deadball: 2													

Technical Fouls: Zavier Simpson (U-M), F1 (Hook & Hold)

Foul Out: U-M - None; Villanova - None

Officials: Terry Wymer, Terry Oglsby, D.J. Carstenson

Attendance: 6,501 (sellout)

Score by Half

#18/18 Michigan..... 44-29 73

at #8/8 Villanova 17-29 46

GAME #4 | HOF TIP-OFF SEMIFINAL

#18/18 Michigan: 84

vs. George Washington: 61

November 17, 2018

Uncasville, Conn. • Mohegan Sun Arena

TV: ESPN3



#	#18/18 U-M	FG	3FG	FT	O-D	RB	PF	PTS	A	TO	B	S	MIN
13	I. Brazdeikis, f	2-5	0-1	1-3	1-2	3	2	5	2	2	0	1	25
15	J. Teske, c	0-4	0-1	0-0	1-2	3	2	0	2	0	1	2	17
1	C. Matthews, g	10-13	2-2	3-4	3-3	6	1	25	3	0	0	1	30
2	J. Poole, g	7-12	5-8	3-3	1-4	5	1	22	1	0	0	0	30
3	Z. Simpson, g	5-9	4-7	0-0	1-10	11	2	14	8	2	0	0	28
0	D. DeJulius	0-1	0-1	0-0	0-0	0	1	0	1	1	0	0	6
4	I. Livers	4-6	3-4	0-0	0-4	4	1	11	0	1	1	2	21
5	A. Nunez	0-2	0-2	0-0	0-0	0	0	0	0	1	0	0	6
11	C. Castleton	0-2	0-0	0-0	1-0	1	2	0	0	1	0	0	3
23	B. Johns, Jr.	2-2	1-1	0-0	0-2	2	0	5	0	1	0	0	11
24	C.J. Baird	0-1	0-0	0-0	0-0	0	0	0	0	0	0	0	3
32	L. Wilson	0-0	0-0	0-0	0-0	0	0	0	0	0	0	0	4
55	E. Brooks	1-5	0-3	0-1	0-3	3	0	2	3	1	0	0	16
TEAM		0-1 1											
TOTALS		31-62 15-30 7-11 8-31 39 12 84 20 10 2 6 200											
TOTAL FG%:		1st: 12-26 .462	2nd: 19-36 .528	Game: 31-62 .500									
3-PT FG%:		1st: 5-12 .417	2nd: 10-18 .556	Game: 15-30 .500									
FT%:		1st: 6-9 .667	2nd: 1-2 .500	Game: 7-11 .636									
Deadball: 3													

#	G. Washington	FG	3FG	FT	O-D	RB	PF	PTS	A	TO	B	S	MIN
11	A. Toro, f	6-17	1-4	0-0	0-9	9	1	13	0	1	0	0	28
0	J. Mazzulla, g	2-3	0-0	2-3	0-1	1	3	6	1	3	0	0	21
2	A. Potter, g	0-1	0-0	0-0	0-0	0	2	0	2	0	0	0	19
13	D.J. Williams, g	7-16	1-3	1-1	2-3	5	1	16	1	2	0	0	32
14	M. Jack, g	2-3	1-1	0-0	2-2	4	2	5	1	1	0	1	10
1	T. Nolan, Jr.	2-9	2-4	2-2	0-4	4	2	8	2	1	0	0	29
4	J. Williams	1-3	0-0	0-0	2-2	4	0	2	0	0	0	0	7
5	A. Mitola	2-2	1-1	0-0	0-0	0	0	5	0	0	0	0	7
12	S. Brown	0-4	0-1	0-0	0-0	0	1	0	1	0	0	0	21
15	M. Offurum	1-1	0-0	0-0	0-1	1	0	2	2	2	0	0	14
32	J. Langarica	2-5	0-2	0-0	1-2	3	2	4	0	0	1	0	10
35	M. Littles	0-0	0-0	0-0	0-0	0	0	0	0	1	0	0	2
TEAM		1-0 1											
TOTALS		25-64 6-16 5-6 8-24 32 14 61 10 11 1 3 200											
TOTAL FG%:		1st: 11-30 .367	2nd: 14-34 .412	Game: 25-64 .391									
3-PT FG%:		1st: 3-7 .429	2nd: 3-9 .333	Game: 6-16 .375									
FT%:		1st: 1-1 1.000	2nd: 4-5 .800	Game: 5-6 .833									
		Deadball: 1											

Technical Fouls: None

Foul Out: U-M - None; George Washington - None

Officials: D.J. Carstensen, Donnie Eppley, John Floyd

Attendance: 7,231

Score by Half

#18/18 Michigan..... 35-49 84

vs. George Washington 26-35 61

GAME #5 | HOF TIP-OFF TITLE GAME

#18/18 Michigan: 66

vs. Providence: 47

November 18, 2018

Uncasville, Conn. • Mohegan Sun Arena

TV: ESPN



#	#18/18 U-M	FG	3FG	FT	O-D	RB	PF	PTS	A	TO	B	S	MIN
13	I. Brazdeikis, f	7-13	1-1	5-7	2-5	7	3	20	0	2	1	2	31
15	J. Teske, c	7-11	1-3	2-3	3-3	6	3	17	0	0	0	0	28
1	C. Matthews, g	2-7	0-3	1-2	2-2	4	3	5	0	0	1	0	23
2	J. Poole, g	1-5	0-3	2-2	1-1	2	3	4	3	3	0	1	27
3	Z. Simpson, g	2-5	0-0	2-4	0-6	6	3	6	8	1	0	0	32
0	D. DeJulius	0-1	0-1	0-0	0-0	0	1	0	0	0	0	0	3
4	I. Livers	2-5	2-3	2-2	0-6	6	1	8	2	0	1	0	28
5	A. Nunez	0-0	0-0	0-0	0-0	0	0	0	0	0	0	0	2
11	C. Castleton	0-0	0-0	0-0	0-0	0	0	0	0	0	0	0	2
23	B. Johns, Jr.	0-0	0-0	0-0	0-2	2	0	0	0	1	0	0	3
24	C.J. Baird	0-0	0-0	0-0	0-0	0	0	0	0	1	0	0	1
32	L. Wilson	0-1	0-1	0-0	0-0	0	0	0	0	0	0	0	2
55	E. Brooks	2-4	2-3	0-0	0-0	1	6	2	1	0	0	0	18
TEAM						3-3			2				
TOTALS		23-52	6-18	14-20	11-28	39	18	66	15	11	3	3	200
TOTAL FG%:		1st: 14-29	.483	2nd: 9-23	.391	Game: 23-52		.442					
3-PT FG%:		1st: 2-5	.400	2nd: 4-13	.308	Game: 6-18		.333					
FT%:		1st: 5-9	.556	2nd: 9-11	.818	Game: 14-20		.700					
Deadball: 3													

Box Scores: 2018-19



Ignas Brazdeikis recorded his second straight 20-point game to lead the Wolverines to an 83-55 victory over Chattanooga in U-M's return to the Crisler Center.



Charles Matthews notched his third 20-point performance of the season with 21 and pulled down a team-best seven rebound in U-M's 84-67 win over No. 11/13 UNC at Crisler.



Jordan Poole paced the Wolverines with 21 points and five three-pointers in a 76-57 victory over Purdue for U-M's first Big Ten win of the season.

GAME #6
#9/8 Michigan: 83
Chattanooga: 55
November 23, 2018
Ann Arbor, Mich. • Crisler Center
TV: BTN



#	#9/8 U-M	FG	3FG	FT	O-D	RB	PF	PTS	A	TO	B	S	MIN
13	I. Brazdeikis, f	6-10	2-4	6-7	2-5	7	2	20	1	0	1	0	19
15	J. Teske, c	3-6	0-2	1-1	3-9	12	1	7	0	0	1	3	23
1	C. Matthews, g	2-9	0-2	4-6	0-1	1	0	8	3	0	0	0	26
2	J. Poole, g	6-10	2-3	0-0	1-5	6	0	14	2	0	0	0	29
3	Z. Simpson, g	1-3	0-0	1-2	0-2	2	0	3	2	2	0	1	25
0	D. DeJulius	0-3	0-2	0-0	0-0	0	0	0	1	1	0	1	7
4	I. Livers	4-5	2-3	2-2	0-2	2	1	12	2	1	0	2	23
5	A. Nunez	0-1	0-1	0-0	0-0	0	0	0	0	0	0	0	4
11	C. Castleton	0-0	0-0	1-4	2-3	5	0	1	0	0	0	0	4
23	B. Johns, Jr.	0-1	0-0	0-0	1-0	1	0	0	0	0	0	0	4
24	C.J. Baird	1-2	1-2	0-0	0-0	0	0	3	0	0	0	0	3
32	L. Wilson	0-0	0-0	0-0	0-0	0	0	0	0	1	0	0	3
51	A. Davis	3-4	0-0	0-0	1-2	3	0	6	0	0	0	0	10
55	E. Brooks	3-5	1-3	2-2	0-3	3	1	9	2	0	0	1	20
TEAM													11-2
TOTALS													29-59 8-22 17-24 11-33 44 5 83 13 5 2 10 200
TOTAL FG%: 1st: 14-29 .483 2nd: 15-30 .500 Game: 29-59 .492													
3-PT FG%: 1st: 4-10 .400 2nd: 4-12 .333 Game: 8-22 .364													
FT%: 1st: 10-13 .769 2nd: 7-11 .636 Game: 17-24 .708													Deadball: 2

#	Chattanooga	FG	3FG	FT	O-D	RB	PF	PTS	A	TO	B	S	MIN
34	K. Easley, f	8-13	5-6	0-0	1-6	7	0	21	0	3	0	0	28
33	T.Smallwood, c	3-8	1-3	0-0	2-2	4	2	7	1	2	1	0	24
1	J. Scott, g	1-2	0-0	1-2	1-3	4	3	3	0	1	0	1	24
2	J. Johnson, Jr. g	3-9	2-4	0-0	0-0	0	3	8	2	1	0	0	26
5	D. Toatley, g	2-9	0-2	1-2	0-1	1	3	5	3	3	0	0	19
3	D. Jean-Baptiste	2-9	0-3	0-0	0-1	1	0	4	2	0	0	0	27
4	M. Commander	2-6	0-1	0-0	0-3	3	2	4	3	3	0	1	25
22	K. Kerby	1-2	1-2	0-0	0-3	3	4	3	1	0	0	0	12
25	J. Brown	0-3	0-1	0-0	1-2	3	0	0	1	0	1	0	15
TEAM													2-3 5
TOTALS													22-61 9-22 2-4 7-24 31 17 55 13 13 2 2 200
TOTAL FG%: 1st: 8-30 .267 2nd: 14-31 .452 Game: 22-61 .361													
3-PT FG%: 1st: 4-11 .364 2nd: 5-11 .455 Game: 9-22 .409													
FT%: 1st: 2-4 .500 2nd: 0-0 .000 Game: 2-4 .500													Deadball: 1

Technical Fouls: None
Foul Out: U-M - None; Chattanooga - None
Officials: Edwin Young, Chris Beavers, Steve McJunkins
Attendance: 12,010
Score by Half
 #9/8 Michigan..... 42-41 83
 Chattanooga..... 22-33 55

GAME #7 | ACC/B1G CHALLENGE
#7/5 Michigan: 84
#11/13 North Carolina: 67
November 28, 2018
Ann Arbor, Mich. • Crisler Center
TV: ESPN



#	#7/5 U-M	FG	3FG	FT	O-D	RB	PF	PTS	A	TO	B	S	MIN
13	I. Brazdeikis, f	9-13	2-4	4-6	0-5	5	3	24	1	0	0	0	32
15	J. Teske, c	3-5	0-2	0-3	0-5	5	3	6	2	1	5	1	34
1	C. Matthews, g	7-12	2-4	5-8	2-5	7	2	21	1	3	1	1	34
2	J. Poole, g	6-13	5-8	1-3	0-5	5	1	18	4	0	0	1	32
3	Z. Simpson, g	2-4	0-1	1-3	0-4	4	2	5	6	1	0	1	34
4	I. Livers	1-1	1-1	0-0	0-0	0	3	3	0	1	0	0	12
51	A. Davis	0-0	0-0	0-0	0-0	0	0	0	0	0	0	0	4
55	E. Brooks	3-6	1-2	0-0	0-0	0	0	7	1	1	0	0	18
TEAM													0-5 5
TOTALS													31-54 11-22 11-23 2-29 31 14 84 15 7 6 4 200
TOTAL FG%: 1st: 15-27 .556 2nd: 16-27 .593 Game: 31-54 .574													
3-PT FG%: 1st: 5-10 .500 2nd: 6-12 .500 Game: 11-22 .500													
FT%: 1st: 4-10 .400 2nd: 7-13 .538 Game: 11-23 .478													Deadball: 3,2

#	#11/13 UNC	FG	3FG	FT	O-D	RB	PF	PTS	A	TO	B	S	MIN
15	G. Brooks, f	4-7	0-0	2-3	2-5	7	3	10	0	1	0	0	22
32	L. Maye, f	4-12	1-4	2-4	3-12	15	2	11	1	1	0	0	33
2	C. White, g	6-12	0-2	0-0	1-3	4	2	12	4	1	0	0	25
13	C. Johnson, g	2-7	1-4	0-1	0-3	3	2	5	2	2	0	0	30
24	K. Williams, g	4-7	3-5	0-0	0-2	2	2	11	3	0	1	1	29
0	S. Woods	1-3	0-0	2-3	0-0	0	2	4	2	1	0	0	12
1	L. Black	1-3	1-1	0-0	2-0	2	1	3	0	1	0	0	8
3	A. Platek	0-1	0-0	0-0	1-0	1	1	0	0	1	0	0	1
4	B. Robinson	1-3	1-3	0-0	0-1	1	4	3	1	1	0	0	10
5	N. Little	1-5	0-1	2-2	0-1	1	0	4	0	1	0	1	16
11	S. Rush	0-0	0-0	0-0	0-0	0	0	0	0	0	0	0	1
21	S. Manley	0-1	0-0	0-0	0-0	0	2	0	0	0	0	0	4
22	W. Miller	0-0	0-0	0-0	0-0	0	0	0	0	0	0	0	1
25	C. Ellis	1-2	0-0	0-0	1-0	1	0	2	0	0	0	0	1
30	K.J. Smith	0-2	0-1	0-0	0-0	0	0	0	0	0	0	0	3
42	B. Huffman	1-1	0-0	0-0	0-1	1	0	2	0	0	0	0	4
TEAM													3-2 5
TOTALS													26-66 7-21 8-13 13-30 43 21 67 13 10 1 2 200
TOTAL FG%: 1st: 14-29 .483 2nd: 12-37 .324 Game: 26-66 .394													
3-PT FG%: 1st: 2-8 .250 2nd: 5-13 .385 Game: 7-21 .333													
FT%: 1st: 5-5 1.000 2nd: 3-8 .375 Game: 8-13 .615													Deadball: 1

Technical Fouls: None
Foul Out: U-M - None; North Carolina - None
Officials: Terry Wymer, Courtney Green, D.J. Carstensen
Attendance: 12,707 (sellout)
Score by Half
 #7/5 Michigan..... 39-45 84
 #11/13 North Carolina..... 35-32 67

GAME #8 | B1G
#7/5 Michigan: 76
#19/18 Purdue: 57
December 1, 2018
Ann Arbor, Mich. • Crisler Center
TV: ESPN



#	#7/5 U-M	FG	3FG	FT	O-D	RB	PF	PTS	A	TO	B	S	MIN
13	I. Brazdeikis, f	4-7	2-3	2-2	0-2	2	0	12	2	0	1	0	32
15	J. Teske, c	5-6	2-2	5-6	2-6	8	0	17	1	1	1	1	31
1	C. Matthews, g	3-11	3-6	0-0	0-5	5	1	9	4	3	0	0	35
2	J. Poole, g	8-9	5-5	0-0	0-5	5	2	21	1	4	0	1	34
3	Z. Simpson, g	5-14	0-3	0-1	2-4	6	1	10	7	1	0	1	36
0	D. DeJulius	0-0	0-0	0-0	0-0	0	1	0	0	0	0	0	1
4	I. Livers	0-3	0-3	2-2	0-1	1	1	2	0	0	0	0	13
5	A. Nunez	0-0	0-0	0-0	0-0	0	1	0	0	0	0	0	1
23	B. Johns, Jr.	0-0	0-0	2-2	0-1	1	0	2	0	0	0	0	2
24	C.J. Baird	0-1	0-0	0-0	1-0	1	0	0	0	0	0	0	1
32	L. Wilson	0-1	0-1	0-0	0-0	0	0	0	0	0	0	0	1
51	A. Davis	0-0	0-0	0-0	0-0	0	1	0	0	1	0	0	1
55	E. Brooks	1-3	1-3	0-0	0-1	1	3	0	1	0	0	0	12
TEAM													4-2 6
TOTALS													26-55 13-26 11-13 9-27 36 9 76 15 11 2 3 200
TOTAL FG%: 1st: 17-32 .531 2nd: 9-23 .391 Game: 26-55 .473													
3-PT FG%: 1st: 9-15 .600 2nd: 4-11 .364 Game: 13-26 .500													
FT%: 1st: 1-2 .500 2nd: 10-11 .909 Game: 11-13 .846													Deadball: 1,1

#	#19/18 Purdue	FG	3FG	FT	O-D	RB	PF	PTS	A	TO	B	S	MIN
24	G. Eifert, f	1-3	0-1	0-0	3-2	5	1	2	2	0	0	0	17
32	M. Haarms, f	2-6	1-3	0-2	0-2	2	0	5	1	1	1	0	19
3	C. Edwards, g	7-21	1-5	4-4	2-4	6	1	19	3	5	0	0	29
14	R. Cline, g	6-8	3-5	0-0	0-2	2	2	15	2	0	0	2	35
20	N. Eastern, g	1-3	0-0	0-0	2-2	4	1	2	3	0	1	2	29
1	A. Wheeler	3-3	2-2	0-0	1-4	5	3	8	0	1	0	0	17
2	E. Hunter, Jr	0-5	0-2	0-0	1-0	1	1	0	0	0	0	0	14
12	E. Boudreaux	1-8	1-4	0-0	1-2	3	0	3	1	0	0	0	18
50	T. Williams	0-2	0-0	0-0	1-0	1	1	0	0	0	0	0	4
55	S. Stefanovic	1-3	1-2	0-0	1-2	3	2	3	0	2	1	0	18
TEAM					1-0	1							
TOTALS		22-62	9-24	4-6	13-20	33	12	57	12	9	3	4	200
TOTAL FG%:		1st: 11-31	.355	2nd: 11-31	.355	Game:		22-62	.355				
3-PT FG%:		1st: 4-12	.333	2nd: 5-12	.417	Game:		9-24	.375				
FT%:		1st: 2-2	1.000	2nd: 2-4	.500	Game:		4-6	.667				
													Deadball: 1,1


Box Scores: 2018-19



Jordan Poole broke free and his crowd dazzling dunk with under two minutes on the clock helped U-M lock up a tough 62-60 road victory at Northwestern.



With 26 points thanks to four long range buckets, Jordan Poole guided the Wolverines to an 89-78 victory over South Carolina at Crisler Center.



Charles Matthews recorded his fifth career double-double with 25 points and 10 rebounds while going 11-for-16 from the free throw line in 70-62 win over Western Michigan.

GAME #9 | B1G

#5/5 Michigan: 62

at Northwestern: 60

December 4, 2018

Evanston, Ill. • Welsh-Ryan Arena

TV: BTN



#	#5/5 U-M	FG	3FG	FT	O-D	RB	PF	PTS	A	TO	B	S	MIN
13	I. Brazdeikis, f	9-18	3-6	2-3	2-2	4	1	23	2	1	0	2	34
15	J. Teske, c	3-7	0-2	2-4	3-7	10	3	8	2	1	1	1	32
1	C. Matthews, g	1-7	0-1	1-2	2-4	6	3	3	0	2	0	2	33
2	J. Poole, g	5-10	1-5	4-4	0-2	2	0	15	2	0	0	0	25
3	Z. Simpson, g	5-10	0-5	0-0	0-3	3	2	10	5	3	0	1	32
4	I. Livers	0-2	0-0	0-0	1-2	3	2	0	0	0	0	0	22
51	A. Davis	0-0	0-0	0-0	0-2	2	3	0	0	1	0	0	7
55	E. Brooks	1-1	1-1	0-0	0-0	0	1	3	1	0	0	0	15
TEAM					1-2	3				1			
TOTALS		24-55	5-20	9-13	9-24	33	15	62	12	9	1	5	200
TOTAL FG%:		1st: 13-25	.520	2nd: 11-30	.367	Game: 24-55		.436					
3-PT FG%:		1st: 3-8	.375	2nd: 2-12	.167	Game: 5-20		.250					
FT%:		1st: 7-10	.700	2nd: 2-3	.667	Game: 9-13		.692					
Deadball: 4													

#	Northwestern	FG	3FG	FT	O-D	RB	PF	PTS	A	TO	B	S	MIN
4	V. Law, f	7-17	4-8	1-1	1-6	7	4	19	2	0	2	1	38
10	M. Kopp, f	1-2	0-0	0-0	0-0	0	1	2	1	0	0	0	8
21	A.J. Turner, f	2-7	0-2	3-3	1-3	4	0	7	5	3	1	1	32
5	D. Pardon, c	9-10	1-1	1-5	2-3	5	1	20	2	2	1	0	34
14	R. Taylor, g	3-10	1-5	2-2	0-1	1	4	9	0	2	1	0	35
2	R. Greer	0-0	0-0	0-0	0-0	0	0	0	0	1	0	0	2
11	A. Gaines	1-3	0-0	1-2	1-5	6	1	3	1	1	1	1	33
22	P. Nance	0-0	0-0	0-0	0-0	0	0	0	0	0	0	0	4
23	J. Ash	0-1	0-1	0-0	0-1	1	1	0	0	0	0	0	8
25	B. Benson	0-1	0-0	0-0	0-1	1	0	0	1	0	0	0	6
TEAM					0-1	1							
TOTALS		23-51	6-17	8-13	5-21	26	12	60	12	9	6	3	200
TOTAL FG%:		1st: 12-26	.462	2nd: 11-25	.440	Game: 23-51		.451					
3-PT FG%:		1st: 3-7	.429	2nd: 3-10	.300	Game: 6-17		.353					
FT%:		1st: 3-4	.750	2nd: 5-9	.556	Game: 8-13		.615					
Deadball: 4.1													

Technical Fouls: Jon Teske (U-M), F1 (Hook & Hold)

Foul Out: U-M - None; Northwestern - None

Officials: Steve McLunkins, Kelly Pfeifer, Lamont Simpson

Attendance: 7,039 (sellout)

Score by Half

#5/5 Michigan..... 36-26 62

at Northwestern..... 30-30 60

GAME #10

#5/5 Michigan: 89

South Carolina: 78

December 8, 2018

Ann Arbor, Mich. • Crisler Center

TV: FS1



#	#5/5 U-M	FG	3FG	FT	O-D	RB	PF	PTS	A	TO	B	S	MIN
13	I. Brazdeikis, f	3-10	0-4	11-12	1-5	6	3	17	0	2	1	0	35
15	J. Teske, c	6-9	0-0	3-5	3-6	9	4	15	1	2	3	0	29
1	C. Matthews, g	4-8	2-4	2-4	4-2	6	2	12	1	1	0	1	27
2	J. Poole, g	8-12	4-7	6-7	0-5	5	0	26	4	4	0	1	36
3	Z. Simpson, g	3-7	0-1	1-2	0-3	3	1	7	7	4	0	3	38
4	I. Livers	4-7	4-7	0-0	1-2	3	3	12	0	1	0	0	25
51	A. Davis	0-0	0-0	0-0	1-1	2	1	0	0	1	0	0	4
55	E. Brooks	0-1	0-1	0-0	0-0	0	0	0	0	1	0	0	6
TEAM							3-0	3					
TOTALS		28-54	10-24	23-30	13-24	37	14	89	13	16	4	5	200
TOTAL FG%:		1st: 14-27	.519	2nd: 14-27	.519	Game: 28-54		.519	28-54				
3-PT FG%:		1st: 3-11	.273	2nd: 7-13	.538	Game: 10-24		.417					
FT%:		1st: 11-14	.786	2nd: 12-16	.750	Game: 23-30		.767					
													Deadball: 3.1

#	South Carolina	FG	3FG	FT	O-D	RB	PF	PTS	A	TO	B	S	MIN
21	M. Kotsar, f	7-10	0-0	2-2	0-1	1	2	16	2	5	1	0	30
24	K. Bryant, f	6-13	0-0	1-1	0-4	4	2	13	2	0	1	1	31
30	C. Silva, f	7-13	1-1	3-7	4-8	12	5	18	2	0	1	0	29
0	A.J. Lawson, g	3-7	1-2	3-4	0-0	0	2	10	5	2	0	3	23
1	T.J. Moss, g	1-1	0-0	0-0	0-1	1	2	2	2	2	0	1	12
2	H. Gravett	3-3	3-3	0-0	0-0	0	2	9	0	0	0	0	20
4	T. Campbell	1-4	0-2	0-0	0-1	1	0	2	1	1	0	2	22
13	F. Haase	1-4	0-0	0-0	1-1	2	3	2	0	0	0	1	11
20	A. Frink	2-3	0-1	0-0	0-0	0	3	4	0	0	0	0	10
23	E. Hinson	1-4	0-2	0-0	1-0	1	0	2	0	0	0	0	12
TEAM					1-1	2							
TOTALS		32-62	5-11	9-14	7-17	24	21	78	14	10	3	8	200
TOTAL FG%:		1st: 15-32	.469	2nd: 17-30	.567	Game: 32-62		.516					
3-PT FG%:		1st: 2-4	.500	2nd: 3-7	.429	Game: 5-11		.455					
FT%:		1st: 4-7	.571	2nd: 5-7	.714	Game: 9-14		.643					
Deadball: 3													

Technical Fouls: Coach (SC), 7:49 2nd

Foul Out: U-M - None; South Carolina - Chris Silva

Officials: Donnie Eppley, Courtney Green, Terry Oglesby

Attendance: 12,707 (sellout)

Score by Half

#5/5 Michigan..... 42-47 89

South Carolina..... 36-42 78

GAME #11

#5/5 Michigan: 70

Western Michigan: 62

December 15, 2018

Ann Arbor, Mich. • Crisler Center

TV: BTN



#	#5/5 U-M	FG	3FG	FT	O-D	RB	PF	PTS	A	TO	B	S	MIN
13	I. Brazdeikis, f	2-7	0-1	0-3	0-1	1	3	4	0	0	0	1	29
15	J. Teske, c	1-4	0-1	1-2	2-4	6	3	3	0	0	1	0	25
1	C. Matthews, g	6-13	2-3	11-16	3-7	10	3	25	2	2	0	3	37
2	J. Poole, g	5-9	2-3	2-2	0-3	3	2	14	1	1	1	4	36
3	Z. Simpson, g	6-10	3-4	0-0	0-5	5	3	15	3	4	0	2	36
4	I. Livers	1-6	0-4	1-2	1-3	4	0	3	0	1	0	0	19
51	A. Davis	2-2	0-0	0-0	0-0	0	4	1	0	0	0	0	9
55	E. Brooks	1-3	0-2	0-0	0-0	0	0	2	1	0	0	0	9
TEAM							2-1	3					
TOTALS		24-54	7-18	15-25	8-24	32	14	70	8	8	2	10	200
TOTAL FG%:		1st: 12-28	.429	2nd: 12-26	.462	Game: 24-54		.444					
3-PT FG%:		1st: 1-8	.125	2nd: 6-10	.600	Game: 7-18		.389					
FT%:		1st: 5-13	.385	2nd: 10-12	.833	Game: 15-25		.600					
Deadball: 4													

#	WMU	FG	3FG	FT	O-D	RB	PF	PTS	A	TO	B	S	MIN
11	K. Wilkins, f	3-6	0-2	0-0	0-1	1	3	6	0	1	0	0	28
50	S. Dugan, c	3-8	0-1	1-4	0-8	8	3	7	0	2	0	0	36
3	J. Davis, g	1-4	0-1	2-2	0-4	4	5	4	1	3	1	1	21
4	J. Printy, g	3-6	3-6	1-3	0-1	1	3	10	1	1	0	0	34
12	M. Flowers, g	9-16	3-8	10-11	0-7	7	0	31	2	5	0	1	37
2	A. Martin	1-4	0-0	0-0	1-1	2	2	2	0	0	0	1	11
15	P. Emilien	0-0	0-0	0-0	1-4	5	1	0	0	2	0	1	18
20	W. Boyer-Richard	1-1	0-0	0-0	0-0	0	2	2	0	1	0	0	12
32	TJ Clifford	0-1	0-1	0-0	0-0	0	1	0	0	0	0	0	3
TEAM													
TOTALS		21-46	6-19	14-20	4-28	32	20	62	4	16	1	4	200
TOTAL FG%:		1st: 10-23	.435	2nd: 11-23	.478	Game: 21-46		.457					
3-PT FG%:		1st: 4-11	.364	2nd: 2-8	.250	Game: 6-19		.316					
FT%:		1st: 4-6	.667	2nd: 10-14	.714	Game: 14-20		.700					
Deadball: 3													

Box Scores: 2018-19



Charles Matthews recorded his 40th career double-digit game with 17 points and had seven rebounds to help Michigan to a 71-50 victory over Air Force



Sophomore Jordan Poole hit a career-best six 3-pointers to score 18 points and help the Wolverines to a 74-52 victory over Binghamton to close out 2018



Freshman Ignas Brazdeikis recorded his first career double-double with 16 points and 11 rebounds to help the Wolverines to a 68-55 victory over Penn State

GAME #12
#4/5 Michigan: 71
Air Force: 50
December 22, 2018
Ann Arbor, Mich. • Crisler Center
TV: BTN



#	#4/5 U-M	FG	3FG	FT	O-D	RB	PF	PTS	A	TO	B	S	MIN
13	I. Brazdeikis, f	7-13	3-7	2-2	1-4	5	1	19	2	2	1	1	32
15	J. Teske, c	1-2	0-0	0-0	2-1	3	2	2	0	1	2	0	22
1	C. Matthews, g	7-14	1-6	2-2	2-5	7	1	17	0	3	1	1	34
2	J. Poole, g	4-8	3-6	0-0	1-4	5	4	11	2	3	0	1	26
3	Z. Simpson, g	1-5	0-2	0-0	0-0	0	3	2	7	1	0	4	27
0	D. DeJulius	0-0	0-0	0-2	0-0	0	0	0	0	0	0	0	4
4	I. Livers	4-8	3-6	0-0	3-3	6	0	11	0	0	0	2	21
5	A. Nunez	0-2	0-0	0-0	1-0	1	0	0	0	0	0	0	2
11	C. Casteleton	1-1	0-0	1-1	1-0	1	0	3	0	0	0	0	2
23	B. Johns Jr.	0-0	0-0	0-0	0-1	1	1	0	0	0	0	0	4
24	CJ Baird	0-1	0-1	0-0	0-0	0	0	0	0	0	0	0	1
55	E. Brooks	3-6	0-2	0-0	0-1	1	2	6	4	1	1	0	25
TEAM					1-1	2							
TOTALS		28-60	10-32	5-7	12-20	32	14	71	15	11	5	9	200
TOTAL FG%:		1st: 11-28	.393	2nd: 17-32	.531	Game: 28-60 .467							
3-PT FG%:		1st: 4-15	.267	2nd: 6-17	.353	Game: 10-32 .313							
FT%:		1st: 2-2	1.000	2nd: 3-5	.600	Game: 5-7 .714							
Deadball: 1													

#	Air Force	FG	3FG	FT	O-D	RB	PF	PTS	A	TO	B	S	MIN	
12	L. Scottie, f	8-13	0-2	0-0	1-2	3	3	16	0	5	1	1	33	
34	R. Swan, f	3-5	0-1	3-5	2-3	5	1	9	0	1	0	0	23	
00	C. Morris, g	1-3	0-2	0-0	0-3	3	1	2	3	3	0	0	26	
3	S. Torres, g	2-7	1-3	0-0	0-2	2	2	5	0	0	0	1	25	
22	P. Louder, g	0-2	0-0	0-0	0-3	3	1	0	0	4	0	1	14	
2	Z. Couper	0-0	0-0	0-0	0-0	0	0	0	0	0	0	0	1	
5	C. Joyce	2-6	1-1	2-5	0-1	1	1	7	3	2	0	0	15	
10	AJ Walker	1-2	0-0	1-2	0-3	3	3	3	1	2	0	0	21	
11	A. Akaya	1-1	0-0	0-0	0-1	1	0	2	0	1	0	0	10	
15	A. Kinrade	1-1	0-0	0-0	0-2	2	0	2	0	0	0	0	2	
20	I. Monson	0-0	0-0	0-0	0-0	0	0	0	0	0	0	0	2	
21	N. Rene	0-1	0-0	0-0	0-0	0	0	0	0	0	0	0	2	
25	B. Hughes	0-0	0-0	0-0	0-0	0	1	0	1	0	0	0	2	
3	J. Edwards	0-0	0-0	0-0	0-0	0	0	0	0	0	0	0	1	
44	K. Van Soelen	2-4	0-1	0-0	0-1	1	2	4	0	0	0	1	23	
TEAM						3-0	3							
TOTALS		21-45	2-11	6-12	6-21	27	15	50	8	20	1	4	200	
TOTAL FG%:		1st: 9-23	.391	2nd: 12-22	.545	Game:		21-45	.467					
3-PT FG%:		1st: 0-5	.000	2nd: 2-6	.333	Game:		2-11	.182					
FT%:		1st: 3-5	.600	2nd: 3-7	.429	Game:		6-12	.500					
Deadball: 4														

Technical Fouls: None
Foul Out: U-M - None; Air Force - None
Officials: Brandon Cruz, Kelly Pfeifer, DJ Carstensen
Attendance: 12,707 (sellout)
Score by Half
 #4/5 Michigan..... 28-43 71
 Air Force..... 21-29 50

GAME #13
#2/4 Michigan: 74
Binghamton: 52
December 30, 2018
Ann Arbor, Mich. • Crisler Center
TV: BTN



#	#2/4 U-M	FG	3FG	FT	O-D	RB	PF	PTS	A	TO	B	S	MIN	
13	I. Brazdeikis, f	9-18	3-3	0-1	3-5	8	3	21	1	2	0	0	32	
15	J. Teske, c	2-6	0-0	0-0	2-3	5	1	4	1	1	2	0	21	
1	C. Matthews, g	3-12	0-0	1-2	2-1	3	1	7	1	0	1	3	25	
2	J. Poole, g	6-11	6-10	0-0	0-2	2	2	18	4	0	0	0	39	
3	Z. Simpson, g	0-1	0-0	2-2	0-9	9	2	2	10	2	0	2	31	
00	D. DeJulius	1-1	0-0	0-0	0-0	0	0	2	0	0	0	1	2	
4	I. Livers	8-10	1-2	0-1	2-3	5	2	17	3	1	0	1	25	
5	A. Nunez	0-0	0-0	0-0	0-0	0	0	0	0	0	0	0	1	
11	C. Casteleton	0-0	0-0	0-0	0-1	1	0	0	1	0	0	0	1	
23	B. Johns Jr.	0-0	0-0	0-0	0-0	0	0	0	0	0	0	1	0	
51	A. Davis	0-0	0-0	0-0	0-1	1	0	0	0	1	0	0	6	
55	E. Brooks	1-4	1-3	0-0	0-1	1	1	3	2	0	0	1	16	
TEAM						2-0	2							
TOTALS		30-63	11-18	3-6	11-26	37	12	74	23	8	4	8	200	
TOTAL FG%:		1st: 14-32	.438	2nd: 16-31	.516	Game:		30-63	.476					
3-PT FG%:		1st: 5-10	.500	2nd: 6-8	.750	Game:		11-18	.611					
FT%:		1st: 1-3	.333	2nd: 2-3	.667	Game:		3-6	.500					
Deadball: 0														

#	Binghamton	FG	3FG	FT	O-D	RB	PF	PTS	A	TO	B	S	MIN
2	C. Barnard, f	6-9	1-1	1-1	0-4	4	2	14	0	2	0	0	36
20	C. Stewart, f	5-11	2-4	1-2	1-3	4	0	13	0	3	2	1	38
3	S. Sessoms, g	3-11	0-3	1-2	0-3	3	2	7	5	2	0	0	36
22	E. Davis, g	4-9	0-0	0-2	2-4	6	1	8	1	1	0	0	28
33	J.C. Show, g	2-8	1-3	2-2	0-7	7	2	7	2	2	0	1	34
00	R. Caldwell Jr.	0-0	0-0	1-2	0-2	2	0	1	0	0	0	0	14
4	T. Rose	0-0	0-0	0-0	0-0	0	0	0	1	1	0	0	7
10	L. Gallagher	0-0	0-0	2-2	0-0	0	0	2	0	0	0	0	1
13	C. Poulina	0-2	0-1	0-0	0-0	0	0	0	0	0	0	0	1
14	C. Anyichie	0-0	0-0	0-0	1-0	1	0	0	0	1	0	0	5
TEAM					2-2	4							
TOTALS		20-50	4-12	8-13	6-25	31	7	52	9	14	2	2	200
TOTAL FG%:		1st: 12-27	.444	2nd: 8-23	.348	Game: 20-50 .400							
3-PT FG%:		1st: 4-7	.571	2nd: 0-5	.000	Game: 4-12 .333							
FT%:		1st: 1-2	.500	2nd: 7-11	.636	Game: 8-13 .615							
Deadball: 0													

Technical Fouls: U-M - 2
Foul Out: U-M - None; Binghamton - None
Officials: Michael Kitts, Rob Riley, Larry Scirootto
Attendance: 12,707 (sellout)
Score by Half
 #2/4 Michigan..... 34-40 74
 Binghamton..... 29-23 52

GAME #14
#2/4 Michigan: 68
Penn State: 55
January 3, 2019
Ann Arbor, Mich. • Crisler Center
TV: ESPN



#	#2/4 U-M	FG	3FG	FT	O-D	RB	PF	PTS	A	TO	B	S	MIN
13	I. Brazdeikis, f	6-16	1-3	3-4	1-10	11	1	6	0	1	1	2	38
15	J. Teske, c	3-9	1-3	2-4	0-5	5	3	9	2	0	2	1	32
1	C. Matthews, g	6-11	1-1	1-2	1-4	5	2	14	0	4	1	2	31
2	J. Poole, g	5-9	1-4	6-7	0-1	1	1	17	2	4	1	1	39
3	Z. Simpson, g	3-7	1-3	1-2	1-4	5	3	8	5	1	0	1	33
23	B. Johns Jr.	0-0	0-0	0-0	0-0	0	1	0	0	0	0	0	2
51	A. Davis	1-1	0-0	0-0	0-1	1	2	2	1	0	0	0	8
55	E. Brooks	1-2	0-0	0-0	0-1	1	0	2	0	0	1	1	17
TEAM						0-0	0						
TOTALS		25-55	5-14	13-19	3-26	29	13	68	10	10	6	8	200
TOTAL FG%:		1st: 10-28	.357	2nd: 15-27	.556	Game: 25-55		.455					
3-PT FG%:		1st: 2-7	.286	2nd: 3-7	.429	Game: 5-14		.357					
FT%:		1st: 3-3	1.000	2nd: 10-16	.625	Game: 13-19		.684					
Deadball: 3													

#	Penn State	FG	3FG	FT	O-D	RB	PF	PTS	A	TO	B	S	MIN
11	L. Stevens, f	8-18	0-1	1-2	1-9	10	2	17	2	3	0	0	40
21	J. Harrar, f	1-3	0-0	0-0	0-3	3	1	2	0	0	0	3	14
35	T. Buttrick, f	0-1	0-0	0-0	0-0	0	2	0	0	0	0	0	10
13	R. Bolton, g	3-7	0-3	0-0	0-1	1	1	6	1	7	0	0	31
23	J. Beaves, g	3-8	0-2	0-0	2-1	3	2	6	3	2	1	2	27
00	M. Jones	0-3	0-2	2-2	0-2	2	1	2	0	2	0	0	13
2	M. Dread	1-5	1-4	0-0	0-4	4	3	3	0	1	0	0	31
5	J. Wheeler	0-1	0-1	0-0	0-2	2	3	0	0	1	0	0	8
24	M. Watkins	8-11	0-0	3-5	4-8	12	1	19	0	1	2	1	26
TEAM		0-0 0											
TOTALS		24-57	1-14	6-9	7-30	37	16	55	6	18	3	6	200
TOTAL FG%:		1st: 9-25	.360	2nd: 15-32	.469	Game: 24-57		.421					
3-PT FG%:		1st: 0-3	.000	2nd: 1-11	.090	Game: 1-14		.070					
FT%:		1st: 2-3	.667	2nd: 4-6	.667	Game: 6-9		.667					
Deadball: 3													

Box Scores: 2018-19



Freshman Brandon Johns Jr. came in off the bench to provide a spark for the Wolverines scoring a career-high eight points and grabbing a career-best eight rebounds in Michigan's 74-63 victory over No. 21/22 Indiana



Junior Xavier Simpson scored 16 points and dished out eight assists to help the Wolverines to a 79-69 road victory and a 16-0 start at Illinois



Junior Xavier Simpson put together a career night scoring 24 points, including five 3-pointers and not committing a turnover in 34 minutes of play in U-M's 80-60 win

GAME #15

#2/4 Michigan: 74

#21/22 Indiana: 63

January 6, 2019

Ann Arbor, Mich. • Crisler Center

TV: FOX



#	#2/4 U-M	FG	3FG	FT	O-D	RB	PF	PTS	A	TO	B	S	MIN
13	I. Brazdeikis, f	2-7	0-3	6-7	0-2	2	3	10	0	0	0	0	26
15	J. Teske, c	2-4	0-1	2-4	1-3	4	4	6	1	0	2	0	25
1	C. Matthews, g	7-15	2-3	2-3	3-3	6	1	18	2	0	0	4	38
2	J. Poole, g	8-13	2-6	0-0	0-5	5	2	18	2	1	0	0	39
3	Z. Simpson, g	5-10	0-2	2-2	0-1	1	1	12	3	0	0	0	39
00	D. DeJulius	0-0	0-0	0-0	0-0	0	0	0	0	0	0	0	1
23	B. Johns Jr.	4-5	0-0	0-0	3-5	8	1	8	0	0	1	0	13
51	A. Davis	1-1	0-0	0-0	0-1	1	4	2	0	0	0	0	3
55	E. Brooks	0-3	0-1	0-0	0-2	2	0	0	1	1	0	0	16
TEAM					2-0	2							
TOTALS		29-58	4-16	12-16	9-22	31	16	74	9	3	4	200	
TOTAL FG%:		1st: 18-31	.581	2nd: 11-27	.407	Game: 29-58		.500					
3-PT FG%:		1st: 4-9	.444	2nd: 0-7	.000	Game: 4-16		.250					
FT%:		1st: 4-7	.571	2nd: 8-9	.889	Game: 12-16		.750					
													Deadball: 1

#	#21/22 Indiana	FG	3FG	FT	O-D	RB	PF	PTS	A	TO	B	S	MIN
3	J. Smith, f	3-4	0-0	0-0	3-6	9	2	6	0	0	0	1	35
13	J. Morgan, f	9-22	2-5	5-8	3-5	8	4	25	0	3	0	0	28
0	R. Langford, g	5-11	1-2	6-6	3-3	6	2	17	2	1	1	0	32
1	A. Durham, g	2-5	1-2	1-2	0-3	3	1	6	1	1	0	0	32
11	D. Green, g	4-9	1-4	0-0	0-4	4	2	9	3	0	0	0	34
15	Z. McRoberts	0-0	0-0	0-0	0-2	2	2	0	0	2	0	0	22
22	C. Moore	0-1	0-0	0-0	0-0	0	1	0	0	0	0	0	7
55	E. Fitzer	0-2	0-1	0-0	0-0	0	0	0	0	0	0	0	10
TEAM					2-0								
TOTALS		23-54	5-14	12-16	11-23	34	14	63	6	7	1	1	200
TOTAL FG%:		1st: 12-29	.414	2nd: 11-25	.440	Game:		23-54	.426				
3-PT FG%:		1st: 2-6	.333	2nd: 3-8	.375	Game:		5-14	.357				
FT%:		1st: 3-5	.600	2nd: 9-11	.818	Game:		12-16	.750				
													Deadball: 2

Technical Fouls: None

Foul Out: U-M - None; Indiana - None

Officials: Terry Oglesby, D.J. Carstensen, Terry Wymer

Attendance: 12,707 (sellout)

Score by Half

#2/4 Michigan.....44-30 74

#21/22 Indiana.....29-34 63

GAME #16

#2/4 Michigan: 79

at Illinois: 69

January 10, 2019

Champaign, Ill. • State Farm Center

TV: FS1



#	#2/4 U-M	FG	3FG	FT	O-D	RB	PF	PTS	A	T	B	S	MIN
13	I. Brazdeikis	5-11	1-2	4-5	2-6	8	2	15	1	3	1	1	31
15	J. Teske	5-8	1-3	2-2	2-9	11	1	13	4	0	4	0	33
1	C. Matthews	5-11	0-1	4-6	3-1	4	2	14	0	3	0	0	32
2	J. Poole	2-10	1-6	5-6	0-0	0	2	10	1	1	0	1	39
3	Z. Simpson	6-13	2-4	2-2	0-5	5	4	16	8	2	0	2	38
4	I. Livers	4-8	0-3	1-1	1-4	5	3	9	1	1	1	0	22
51	A. Davis	0-0	0-0	0-0	0-0	0	1	0	0	0	0	0	2
55	E. Brooks	1-1	0-0	0-0	1-0	1	1	2	1	2	0	0	3
TEAM					1-3	4							
TOTALS					28-62	5-19	18-22	10-28	38	16	79	16	14 6 4 200
TOTAL FG%:					1st: 13-28	.464	2nd: 15-34	.441	Game: 28-62 .452				
3-PT FG%:					1st: 3-11	.273	2nd: 2-8	.250	Game: 5-19 .263				
FT%:					1st: 10-13	.769	2nd: 8-9	.889	Game: 18-22 .818				
Deadball: 1													

#	Illinois	FG	3FG	FT	O-D	RB	PF	PTS	A	TO	B	S	MIN
2	K. Nichols, f	4-10	1-3	0-1	2-2	4	1	9	4	1	1	1	37
15	G. Bezhanishvili, f	6-11	0-1	3-4	1-3	4	3	15	0	3	0	0	29
1	T. Frazier, g	5-10	3-5	0-0	0-5	5	3	13	2	6	0	0	37
11	A. Dosunmu, g	10-16	2-4	1-2	0-7	7	3	23	2	3	2	2	33
23	A. Jordan, g	1-4	1-2	0-0	0-2	2	3	3	2	0	1	1	19
00	A. Griffin	0-1	0-0	0-0	0-0	0	0	0	0	0	0	0	3
5	T. Jones	0-0	0-0	0-0	0-1	1	1	0	0	0	0	0	2
10	A. Feliz	1-4	0-2	0-0	0-0	0	0	2	3	1	0	0	15
12	A. De La Rosa	1-2	0-0	0-0	0-0	0	1	2	1	0	0	0	7
20	D. Williams	1-3	0-1	0-0	0-1	1	3	2	1	0	0	2	18
TEAM					2-4	6							
TOTALS		29-61	7-18	4-7	5-25	30	18	69	15	14	4	6	200
TOTAL FG%:		1st: 15-30	.500	2nd: 14-31	.452	Game: 29-61		.475					
3-PT FG%:		1st: 3-9	.333	2nd: 4-9	.444	Game: 7-18		.389					
FT%:		1st: 1-3	.333	2nd: 3-4	.750	Game: 4-7		.571					
Deadball: 2.2													

Technical Fouls: U-M - Ignas Brazdeikis, Illinois - Ayo Dosunmu, Team

Foul Out: U-M - None; Illinois - None

Officials: Steve McJunkins, Brian Dorsey, Bo Boroski

Attendance: 10,770

Score by Half

#2/4 Michigan.....39-40 79

at Illinois.....34-35 69

GAME #17

#2/4 Michigan: 80

Northwestern: 60

January 13, 2019

Ann Arbor, Mich. • Crisler Center


TV: BTN




#	#2/4 U-M	FG	3FG	FT	O-D	RB	PF	PTS	A	TO	B	S	MIN
13	I. Brazdeikis	5-9	0-2	1-2	1-3	4	2	11	2	0	0	0	22
15	J. Teske, c	7-11	3-5	0-0	2-9	11	0	17	0	1	2	3	35
1	C. Matthews, g	6-10	0-2	1-1	2-1	3	3	13	3	4	1	1	36
2	J. Poole, g	2-6	1-3	2-2	1-1	2	3	7	3	1	0	0	26
3	Z. Simpson, g	9-17	5-10	1-2	0-5	5	1	24	4	0	0	3	34
00	D. DeJulius	0-1	0-0	0-0	0-1	1	0	0	0	0	0	1	2
4	I. Livers	2-2	2-2	2-2	1-0	1	1	8	0	1	1	2	21
5	A. Nunez	0-0	0-0	0-0	0-0	0	0	0	0	0	0	0	2
14	R. Ozuna-Harrison	0-1	0-1	0-0	0-0	0	1	0	0	1	0	0	2
23	B. Johns Jr.	0-0	0-0	0-0	0-0	0	0	0	0	0	0	0	2
32	L. Wilson	0-0	0-0	0-0	1-1	2	0	0	0	0	0	0	2
51	A. Davis	0-0	0-0	0-0	0-0	0	0	0	0	0	0	0	1
55	E. Brooks	0-2	0-2	0-0	0-1	1	2	0	2	1	0	0	15
TEAM					1-2	3							
TOTALS		31-59	11-27	7-9	9-24	33	13	80	14	9	4	10	200
TOTAL FG%:		1st: 21-31	.677	2nd: 10-28	.357	Game: 31-59		.525					
3-PT FG%:		1st: 7-14	.500	2nd: 4-13	.308	Game: 11-27		.407					
FT%:		1st: 1-2	.500	2nd: 6-7	.857	Game: 7-9		.778					
Deadball: 1.1													

#	Northwestern	FG	3FG	FT	O-D	RB	PF	PTS	A	TO	B	S	MIN
21	A.J. Turner, f	1-7	0-3	1-2	0-2	2	1	3	6	2	2	0	35
22	P. Nance, f	2-5	0-0	0-0	1-3	4	4	4	1	1	3	0	30
5	D. Pardon, c	10-16	0-4	0-0	1-1	2	2	20	0	1	0	0	31
11	A. Gaines, g	2-8	0-1	4-4	2-8	10	1	8	1	2	0	1	25
14	R. Taylor, g	4-8	4-7	3-3	0-2	2	1	15	0	1	0	1	32
2	R. Greer	0-1	0-0	0-0	0-1	1	1	0	0	1	0	0	8
10	M. Kopp	4-5	0-1	0-0	0-2	2	1	8	3	4	0	1	23
25	B. Benson	0-4	0-1	2-4	2-0	2	1	2	0	0	0	0	9
33	T. Malnati	0-0	0-0	0-0	0-0	0	0	0	0	0	0	1	1
35	A. Falzon	0-0	0-0	0-0	0-1	1	0	0	0	1	0	0	6
TEAM					2-0	2							
TOTALS		23-54	4-17	10-13	8-20	28	13	60	11	13	5	4	200
TOTAL FG%:		1st: 12-28	.429	2nd: 11-26	.423	Game: 23-54						.426	
3-PT FG%:		1st: 3-10	.300	2nd: 1-7	.143	Game: 4-17						.235	
FT%:		1st: 1-1	1.000	2nd: 9-12	.750	Game: 10-13						.769	
Deadball: 1													


Box Scores: 2018-19



game cutline



game cutline



game cutline

GAME #18

#2/4 Michigan: xx

at Wisconsin: xx

January 19, 2019

Madison, Wis. • Kohl Center

TV: ESPN/2

M

W

BIG

#	#2/4 U-M	FG	3FG	FT	O-D	RB	PF	PTS	A	TO	B	S	MIN
TEAM					0-0	0							
TOTALS		0-0	0-0	0-0	0-0	0	0	0	0	0	0	0	0
TOTAL FG%:	1st: 0-0	.000	2nd: 0-0	.000	Game: 0-0	.000							
3-PT FG%:	1st: 0-0	.000	2nd: 0-0	.000	Game: 0-0	.000							
FT%:	1st: 0-0	.000	2nd: 0-0	.000	Game: 0-0	.000							
						Deadball: 0							

#

Wisconsin

FG

3FG

FT

O-D

RB

PF

PTS

A

TO

B

S

MIN

TEAM

TOTALS

TOTAL FG%:

3-PT FG%:

FT%:

Technical Fouls: None

Foul Out: U-M - None; Wisconsin - None

Officials:

Attendance:

Score by Half

2/4 Michigan..... xx

at Wisconsin xx

GAME #19

Michigan: xx

Minnesota: xx

January 22, 2019

Ann Arbor, Mich. • Crisler Center

TV: BTN

M

M

BIG

#	U-M	FG	3FG	FT	O-D	RB	PF	PTS	A	TO	B	S	MIN
TEAM					0-0	0							
TOTALS		0-0	0-0	0-0	0-0	0	0	0	0	0	0	0	0
TOTAL FG%:	1st: 0-0	.000	2nd: 0-0	.000	Game: 0-0	.000							
3-PT FG%:	1st: 0-0	.000	2nd: 0-0	.000	Game: 0-0	.000							
FT%:	1st: 0-0	.000	2nd: 0-0	.000	Game: 0-0	.000							
						Deadball: 0							

#

Minnesota

FG

3FG

FT

O-D

RB

PF

PTS

A

TO

B

S

MIN

TEAM

TOTALS

TOTAL FG%:

3-PT FG%:

FT%:

Technical Fouls: None

Foul Out: U-M - None; Minnesota - None

Officials:

Attendance:

Score by Half

Michigan xx

Minnesota xx

GAME #20

Michigan: xx

at Indiana: xx

January 25, 2019

Bloomington, Ind. • Skjodt Assembly Hall

TV: FS1

M

Ψ

BIG

#	U-M	FG	3FG	FT	O-D	RB	PF	PTS	A	TO	B	S	MIN
TEAM					0-0	0							
TOTALS		0-0	0-0	0-0	0-0	0	0	0	0	0	0	0	0
TOTAL FG%:	1st: 0-0	.000	2nd: 0-0	.000	Game: 0-0	.000							
3-PT FG%:	1st: 0-0	.000	2nd: 0-0	.000	Game: 0-0	.000							
FT%:	1st: 0-0	.000	2nd: 0-0	.000	Game: 0-0	.000							
						Deadball: 0							

#

Indiana

FG

3FG

FT

O-D

RB

PF

PTS

A

TO

B

S

MIN

TEAM

TOTALS

TOTAL FG%:

3-PT FG%:

FT%:

Technical Fouls: None

Foul Out: U-M - None; Indiana - None

Officials:


Attendance:

Score by Half


Michigan xx

at Indiana xx


Box Scores: 2018-19



game cutline



game cutline



game cutline

GAME #21
Michigan: xx
Ohio State: xx
January 29, 2019
Ann Arbor, Mich. • Crisler Center
TV: ESPN/2



#	U-M	FG	3FG	FT	O-D	RB	PF	PTS	A	TO	B	S	MIN
TEAM					0-0	0							
TOTALS					0-0	0	0	0	0	0	0	0	0
TOTAL FG%:					1st: 0-0	.000	2nd: 0-0	.000	Game: 0-0	.000			
3-PT FG%:					1st: 0-0	.000	2nd: 0-0	.000	Game: 0-0	.000			
FT%:					1st: 0-0	.000	2nd: 0-0	.000	Game: 0-0	.000			
Deadball: 0													

#	Ohio State	FG	3FG	FT	O-D	RB	PF	PTS	A	TO	B	S	MIN
TEAM					0-0	0							
TOTALS					0-0	0	0	0	0	0	0	0	0
TOTAL FG%:					1st: 0-0	.000	2nd: 0-0	.000	Game: 0-0	.000			
3-PT FG%:					1st: 0-0	.000	2nd: 0-0	.000	Game: 0-0	.000			
FT%:					1st: 0-0	.000	2nd: 0-0	.000	Game: 0-0	.000			
Deadball: 0													

Technical Fouls: None
Foul Out: U-M - None; Ohio State - None
Officials:
Attendance:
Score by Half
Michigan..... xx
Ohio State..... xx

GAME #22
Michigan: xx
at Iowa: xx
February 1, 2019
Iowa City, Iowa • Carver-Hawkeye Arena
TV: FS1



#	U-M	FG	3FG	FT	O-D	RB	PF	PTS	A	TO	B	S	MIN
TEAM					0-0	0							
TOTALS					0-0	0	0	0	0	0	0	0	0
TOTAL FG%:					1st: 0-0	.000	2nd: 0-0	.000	Game: 0-0	.000			
3-PT FG%:					1st: 0-0	.000	2nd: 0-0	.000	Game: 0-0	.000			
FT%:					1st: 0-0	.000	2nd: 0-0	.000	Game: 0-0	.000			
Deadball: 0													

#	lowa	FG	3FG	FT	O-D	RB	PF	PTS	A	TO	B	S	MIN
TEAM					0-0	0							
TOTALS					0-0	0	0	0	0	0	0	0	0
TOTAL FG%:					1st: 0-0	.000	2nd: 0-0	.000	Game: 0-0	.000			
3-PT FG%:					1st: 0-0	.000	2nd: 0-0	.000	Game: 0-0	.000			
FT%:					1st: 0-0	.000	2nd: 0-0	.000	Game: 0-0	.000	Deadball: 0		

Technical Fouls: None
Foul Out: U-M - None; Iowa - None
Officials:
Attendance:
Score by Half
Michigan..... xx
at Iowa..... xx

GAME #23
Michigan: xx
at Rutgers: xx
February 5, 2019
Piscataway, N.J. • The RAC
TV: BTN



#	U-M	FG	3FG	FT	O-D	RB	PF	PTS	A	TO	B	S	MIN
TEAM					0-0	0							
TOTALS					0-0	0	0	0	0	0	0	0	0
TOTAL FG%:					1st: 0-0	.000	2nd: 0-0	.000	Game: 0-0	.000			
3-PT FG%:					1st: 0-0	.000	2nd: 0-0	.000	Game: 0-0	.000			
FT%:					1st: 0-0	.000	2nd: 0-0	.000	Game: 0-0	.000			
Deadball: 0													

#	Rutgers	FG	3FG	FT	O-D	RB	PF	PTS	A	TO	B	S	MIN
TEAM					0-0	0							
TOTALS					0-0	0	0	0	0	0	0	0	0
TOTAL FG%:					1st: 0-0	.000	2nd: 0-0	.000	Game: 0-0	.000			
3-PT FG%:					1st: 0-0	.000	2nd: 0-0	.000	Game: 0-0	.000			
FT%:					1st: 0-0	.000	2nd: 0-0	.000	Game: 0-0	.000			
Deadball: 0													

Technical Fouls: None
Foul Out: U-M - None; Rutgers - None
Officials:
Attendance: 12,707 (sellout)
Score by Half
Michigan..... xx
at Rutgers..... xx



JOHN BEILEIN

Head Coach of Michigan	12th Season
Record at Michigan (<i>all-time leader</i>)	265-143
B1G Record at Michigan	117-87
Collegiate Head Coach	41st Season
Record as Head Coach	816-461
Record at Division I Schools	558-318

JOHN BEILEIN'S CAREER RECORD

School	Seasons	Games	Overall			Conference				
			Record	Home	Away	Neutral	Record	Home	Away	Neutral
Erie C.C.	4	118	75-43	43-35	27-19	13-6	---	---	---	---
Nazareth	1	26	20-6	9-1	8-3	3-2	---	---	---	---
LeMoyne	9	257	163-94	94-21	44-53	25-20	49-36	34-11	15-25	0-0
Canisius	5	151	89-62	46-16	32-36	11-10	44-26	25-10	19-16	0-0
Richmond	5	153	100-53	53-14	33-32	14-7	56-24	37-3	19-21	0-0
West Virginia	5	164	104-60	60-15	20-30	24-15	40-40	27-13	13-27	0-0
Michigan	12	408	265-143	156-41	49-73	60-29	117-87	74-30	43-57	1-0
Totals	41	1277	816-461	453-126	213-246	150-89	306-213	197-67	109-146	1-0

BEILEIN THE HEAD COACH

- Did you know Beilein has always been a head coach, never serving as an assistant at any level? The only time he has served as an assistant was under Bob McKillop with Team USA at the World University games in 2013.
- If you add in the three years of coaching at Newfane High School (JV and varsity), Beilein has been patrolling the sidelines for 43 years as a head coach.
- In his 40 years of collegiate coaching he has compiled 816 career wins, with 558 of those at the Division I level.

BREAKING DOWN BEILEIN'S 40 YEARS

- Beilein has tallied 34 winning records and has never had back-to-back losing seasons.
- Beilein has compiled 22 20-win campaigns -- Erie C.C. (2), Nazareth (1), Le Moyne (3), Canisius (2), Richmond (3), West Virginia (3) and Michigan (8).
- Beilein has 19 postseason appearances -- 12 in the Division I NCAA Tournament, six in the NIT and one at the Division II NCAA Tournament.
- As a Division I head coach, Beilein has won four regular season conference titles -- Canisius (1994, Metro Atlantic Athletic); Richmond (2001, Colonial Athletic Association) and Michigan (2012, 2014, Big Ten).

BEILEIN WITH THE MAIZE AND BLUE

- With his 265-143 record, Beilein is the all-time wins leader at U-M and just the second coach to reach 200 victories -- Johnny Orr (209).
- Beilein has recorded eight of U-M's 28 20-win seasons in program's 102 year history.
- With 117 wins in Big Ten play, Beilein is the second U-M coach to surpass 100 in a career and needs nine to become the leader -- Johnny Orr (120).
- Beilein led U-M to two Big Ten regular season titles -- sharing the conference crown in 2012 -- the first in 26 years -- before winning the program's first outright title (by three games) in 28 years in 2014.
- After a well-documented plane crash in 2017, Beilein's Wolverines won four games in four days to capture the 2017 Big Ten Tournament title at the Verizon Center in Washington, D.C.
- In 2018, Beilein's Wolverines became just the third school to win back-to-back Big Ten Tournament titles as they repeated 2017's efforts winning four games in four days at Madison Square Garden to repeat as champions.
- In his 11 seasons, Beilein has eight trips to the NCAA Tournament (2009, '11, '12, '13, '14, '16, '17 and '18). With Beilein's eight appearances, he joins Steve Fisher as the only U-M coaches to secure at least five bids during their tenure.
- After a 20-year absence, Beilein led U-M to the 2013 Final Four, as well as the national title game. U-M defeated Syracuse (61-56) in the national semifinal before falling to Louisville (82-76) in the championship game.
- In 2018, U-M returned to the Final Four and national title game. U-M defeated Loyola-Chicago (69-57) before dropping the championship game to Villanova (79-62).
- Beilein is the fourth Michigan coach to guide U-M to the national title game, joining Dave Strack (1965 vs. UCLA), Johnny Orr (1976 vs. Indiana) and Steve Fisher (1989 vs. Seton Hall; 1992 vs. Duke and 1993 vs. North Carolina).
- Beilein is one of 14 coaches to have taken four different schools to the NCAA Tournament -- Canisius (1996), Richmond (1998), West Virginia (2005, '06) and Michigan (2009, '11, '12, '13, '14, '16, '17, and '18).

REACHING 800 WINS

- Overall John Beilein has 802 wins during his 40-year coaching career, with 544 wins in Division I games.
- With 802 career wins, Beilein ranks among some of the nation's elite coaches. Below is a sampling of some of the top (active) coaches with 500-plus wins

SAMPLING OF SOME OF THE NATION'S WINNINGEST COACHES (as of Jan. 14)

Mike Krzyzewski	Duke	1114	ACC
Jim Boeheim^	Syracuse	937	ACC
Bob Huggins	West Virginia	853	Big 12
Roy Williams	North Carolina	854	ACC
Cliff Ellis	Coastal Carolina	832	Sun Belt
John Beilein	Michigan	816	Big Ten
Rick Byrd	Belmont	790	Ohio Valley
Dana Altman	Oregon	753	Pac-12
John Calipari	Kentucky	690	SEC
Rick Barnes	Tennessee	675	SEC
Bill Self	Kansas	668	Big 12
Jim Larranaga	Miami (Fla.)	640	ACC
Lon Kruger	Oklahoma	632	Big 12
Greg Kampe	Oakland	608	Horizon
Tubby Smith	Memphis	598	American
Kelvin Sampson	Houston	599	American
Steve Alford	UCLA	590	Pac-12
Tom Izzo	Michigan State	589	Big Ten
Fran Dunphy	Temple	570	American
Bob McKillop	Davidson	566	Atlantic 10
Jay Wright	Villanova	557	Big East
Mark Few	Gonzaga	551	WCC

^101 wins vacated due to NCAA sanctions

BEILEIN OFF THE COURT

- Beilein was raised in Burt, New York and is the eighth of nine children -- six sisters and two brothers.
- Growing up on an apple farm outside of the Niagara Falls area, Beilein was an avid listener of St. Louis Cardinal baseball games and Hall of Fame announcer Jack Buck via KMOX-Radio.
- Beilein continues to be a diehard fan of the St. Louis Cardinals and Buffalo Bills.
- Attending Wheeling College (now Wheeling Jesuit University), Beilein was a walk-on with the basketball team (1972-75) and served as team captain during the 1974-75 season.
- Beilein has family ties to Steven Spielberg's famous movie 'Saving Private Ryan,' which won five Oscar's. The movie was fictionally based off of the Niland family, who are cousins to Beilein's mother.
- Married to wife, Kathleen for 39 years, the Beilein's have four children -- Seana (Hendricks), Patrick, Mark and Andy as well as four grandchildren -- Finley, Johnny and Charlie with Seana and Thomas with Patrick.
- Beilein's son, Patrick, played under his dad at West Virginia (2003-06), helping the Mountaineers to the Sweet 16 (2005) and Elite Eight (2006). He was a 1,000 point scorer and is currently following in his father's footsteps as the head coach at Le Moyne.

John Beilein | Coaching Career Records

BEILEIN IN THE HALL OF FAME

• John Beilein has been inducted into five different Halls of Fame -- Le Moyne's Hall of Fame (2004), Erie Community College's Hall of Fame (2008), DeSales Catholic High School Hall of Fame (2013), Wheeling Jesuit's Hall of Fame (2015) and the Basketball Coaches Association of Michigan (BCAM, 2018).

BEILEIN IN THE BIG TEN TOURNAMENT

- Under Beilein, Michigan holds a 19-9 record at the Big Ten Tournament with six first round byes (2011, '12, '14, '15, '16, '17, '18), including the last five straight years.
- Under Beilein, the Wolverines have never lost their first game, advancing to the quarterfinal in 11 straight tournaments. In fact, U-M has won 12 straight -- the most for any conference tournament in the nation.
- U-M has reached the championship game four times -- three times under Beilein (2014, '17 and '18). The Wolverines won back-to-back titles (2017, '18) to become just the third team to repeat in Big Ten history.
- In 2017, following a well-publicized plane accident, U-M went on to win four games in four days and claim the Big Ten Tournament title as the No. 8 seed. U-M defeated No. 9 Illinois (75-55), No. 1 Purdue (74-70 OT), No. 4 Minnesota (84-77) and No. 2 Wisconsin, 71-58, in the championship game.
- In 2018, U-M repeated as Big Ten champions winning four games in four days as the No. 5 seed. The Wolverines defeated No. 12 Iowa (77-71 OT), No. 4 Nebraska (77-58), No. 1 Michigan State (75-64) and No. 3 Purdue, 75-66 in the title game in New York, New York at Madison Square Garden.
- Michigan has defeated the Big Ten Tournament's No. 1 seed in each of the last three tournaments -- No. 1 Indiana (72-69) in 2016, No. 1 Purdue (74-70 in OT) in 2017 and No. 1 Michigan State (75-64) in 2018.

BEILEIN IN THE NCAA TOURNAMENT

- Beilein has 12 Division I NCAA Tournament appearances -- Canisius (1), Richmond (1), West Virginia (2) and Michigan (8) -- and one Division II after taking Le Moyne to the Division II Tournament in 1988.
- Beilein holds a 24-12 record in the NCAA postseason, including an 18-8 record at Michigan.
- Beilein has reached the Sweet 16 five times -- twice with West Virginia (2005, '06) and three times with Michigan (2013, '14 and '17).
- In 2009, Beilein led No. 10 seed Michigan to the second round of the NCAA Tournament. After defeating No. 7 seed Clemson (62-59) in its opening game of the South Regional in Kansas City, Missouri, U-M fell to Blake Griffin and No. 2 seed Oklahoma (73-63).
- In 2011, he led No. 8 seed Michigan to the third round of the NCAA Tournament. After defeating No. 9 seed Tennessee (75-45) in its opening game of the West Regional in Charlotte, N.C., U-M fell to No. 1 seed Duke (73-71) after a last-second game-tying attempt by Darius Morris went in and out.
- In 2012, Beilein led No. 4 seed Michigan to the second round of the NCAA Tournament. Opening its first game of the Midwest Regional in Nashville, Tennessee, U-M lost to No. 13 seed Ohio (65-60).
- In 2013, he led No. 4 seed Michigan to its first national title game in 20 years before losing to No. 1 seed Louisville (82-76) in the final. U-M opened its NCAA Tournament in the South Regional in Auburn Hills, Michigan with a pair of victories over No. 13 seed South Dakota State (71-56) and No. 5 VCU (78-53). Heading to Arlington, Texas, U-M defeated No. 1 Kansas (87-85) with a dramatic comeback win in overtime. Down 14 points with 6:50 remaining, a Trey Burke 3-pointer with 3.2 seconds left capped off a closing 17-8 run sending the game into overtime, where U-M would go on for the two-point win. Using an opening 23-5 run, U-M advanced to its seventh Final Four with a 20-point win over No. 3 seed Florida (79-59). Facing No. 4 seed Syracuse in the Final Four in Atlanta, Georgia, Beilein picked up his first win over Jim Boeheim following a 61-56 victory to advance to his first career national title game. In a back-and-forth 40 minute battle, U-M dropped the title game to Louisville (82-76).
- In 2014, Beilein led No. 2 seed Michigan to its second straight Elite Eight, defeating No. 15 seed Wofford (57-40) in the second round and No. 7 seed Texas (79-65) in the third round in Milwaukee, Wisconsin. In the Sweet 16 in Indianapolis, Indiana, the Wolverines earned a thrilling 73-71 victory over No. 11 seed Tennessee before falling to No. 8 seed Kentucky, 75-72, on a 3-pointer in the final seconds.
- In 2016, U-M made its first appearance in the First Four, defeating Tulsa, 67-62, to advance to the first round. The Wolverines lost the matchup with No. 6 seed Notre Dame, 70-63, in Brooklyn, New York to end their season.
- In 2017, Beilein guided U-M to a 92-91 win over No. 10 seed Oklahoma State in the first round in Indianapolis, Indiana. U-M then defeated No. 2 seed Louisville, 73-69, in the second round to advance to the Sweet 16 in Kansas City. The Wolverines fell to No. 3 seed Oregon in the Sweet 16, 69-68, in Kansas City, Missouri.
- In 2018, Beilein led Michigan to its eighth Final Four appearance and sixth national title game in program history before falling to No. 2 seed Villanova (79-62) in the national championship game. U-M started its NCAA postseason run with a 61-47 victory in the first round and went on to defeat Houston 64-63 on an improbable buzzer-beater from Jordan Poole with 3.6 seconds left on the clock and earned its spot in the Sweet 16. Beilein and his Wolverines went on to capture a 99-72 victory in the West Regional Semifinal in Los Angeles, California before they cut down the nets after a 58-54 win over Florida State, which set a single-season school record with a 32-win season and allowed them to earn their second trip to the Final Four in the past six years. Trailing at halftime in the semifinal game, Michigan played lockdown defense in the closing 20 minutes to defeat Loyola Chicago at the Alamodome and earn its chance to play for a national title. The Wolverines were unable to come away victorious, falling 79-62 to No. 2 seed Villanova in the national championship contest.

BEILEIN IN THE NIT

- Beilein has six NIT appearances -- Canisius (2), Richmond (2) and West Virginia (2).
- Beilein has a 14-6 all-time record in the NIT and has advanced to the NIT Final Four twice.
- In 1995, Beilein's Canisius team advanced to New York for the NIT semifinal before losing to eventual champion Virginia Tech (71-59). In 2007, Beilein's West Virginia squad defeated Mississippi State (63-62) in the semifinal before beating Clemson (78-73) to win his NIT crown.

THE JOHN BEILEIN FILE

Birthdate: February 5, 1953

Hometown: Burt, N.Y.

High School: DeSales Catholic (Lockport, N.Y.)

College Undergrad: Wheeling Jesuit, 1975 (B.A., History)

College Masters: Niagara, 1981 (M.S., Education)

Family: Married; wife Kathleen (39 years)

Children (4): Seana, Patrick, Mark and Andrew

Grandchildren (3): Finley Rose, Johnny, Charlie

Pronunciation: "Bee-Line"

COACHING CAREER

Years	School	Position
1975-78	Newfane High School	Head Coach
1978-82	Erie Community College	Head Coach
1982-83	Nazareth College	Head Coach
1983-92	Le Moyne College	Head Coach
1992-97	Canisius College	Head Coach
1997-2002	University of Richmond	Head Coach
2002-07	West Virginia University	Head Coach
2007-present	University of Michigan	Head Coach

AMONG THE NATION'S STATISTICAL ELITE

Since Coach Beilein's arrival in Ann Arbor, U-M has remained among the tops in the nation's in turnovers, assist/turnover ratio and fouls.

LEADERS AND BEST (as of Jan. 14)

Season	Turnovers	Assist/TO Ratio	Fouls
2007-08	56th (12.9)	156th (0.95)	10th (15.1)
2008-09	16th (11.5)	12th (1.35)	13th (15.3)
2009-10	5th (10.2)	11th (1.40)	5th (14.6)
2010-11	5th (10.0)	14th (1.37)	43rd (16.8)
2011-12	17th (10.9)	45th (1.16)	21st (15.6)
2012-13	1st (9.4)	1st (1.54)	2nd (12.7)
2013-14	7th (9.3)	8th (1.52)	1st (14.2)
2014-15	8th (9.6)	49th (1.25)	7th (14.2)
2015-16	6th (9.7)	9th (1.54)	5th (15.1)
2016-17	1st (9.2)	8th (1.52)	6th (15.1)
2017-18	2nd (9.3)	8th (1.54)	28th (15.7)
2018-19	3rd (9.5)	14th (1.49)	3rd (13.6)

BEILEIN ACTIVE COACHING TREE (16)

- **Patrick Beilein:** head coach Le Moyne (2015-present)
- **Kevin Broderick:** head coach Nazareth College (2009-present)
- **Matt Brown:** former head coach UMKC (2007-13)
- **Jerry Dunn:** head coach Tuskegee University (2014-present)
- **Mike Jones:** head coach Radford (2011-present)
- **LaVall Jordan:** head coach Butler (2017-present)
- **Bill Lilly:** former head coach West Virginia Wesleyan (2005-10)
- **Mike MacDonald:** head coach Daemen College (2014-present)
- **Mike Maker:** head coach Marist (2014-present)
- **John Mahoney:** head coach IMG Academy (2012-present)
- **Jeff Neubauer:** head coach Fordham (2015-present)
- **Dave Niland:** head coach Penn State Behrend (1993-present)
- **Phil Seymore:** head coach Fredonia (2013-present)
- **Zach Spiker:** head coach Drexel (2016-present)
- **Reggie Witherspoon:** head coach Canisius (2016-present)

BEILEIN'S NBA DRAFT PICKS (11)

West Virginia (2)

Joe Alexander (2008, #8 by Milwaukee Bucks)

Da'Sean Butler (2010, #42 by Miami Heat)

Michigan (9)

Darius Morris (2011, #41 by Los Angeles Lakers)

Trey Burke (2013, #9 by Utah Jazz)

Tim Hardaway Jr. (2013, #24 by New York Knicks)

Nik Stauskas (2014, #8 by Sacramento Kings)

Mitch McGary (2014, #21 by Oklahoma City Thunder)

Glenn Robinson III (2014, #40 by Minnesota Timberwolves)

Caris LeVert (2016, #20 by Brooklyn Nets)

D.J. Wilson (2017, #17 by Milwaukee Bucks)

Moritz Wagner (2018, #25 by Los Angeles Lakers)

John Beilein | Coaching Career Records

School	Season	Total	Overall										
Erie C.C.	1978-79	35	20-15										
Erie C.C.	1979-80	25	17-8										
Erie C.C.	1980-81	29	21-8										
Erie C.C.	1981-82	29	17-12										
	Totals	118	75-43										

School	Season	Total	Overall	Home	Away	Neutral							
Nazareth	1982-83	26	20-6	9-1	10-4	1-1							
	Totals	26	20-6	9-1	10-4	1-1							

School	Season	Total	Overall	Home	Away	Neutral	League	Overall	Finish	Home	Away	Neutral	Postseason
Le Moyne	1983-84	28	20-8	12-2	6-4	2-2	MCC	5-0		4-0	1-0	0-0	-----
Le Moyne	1984-85	29	19-10	11-3	5-6	3-1	MCC	4-6		3-2	1-4	0-0	-----
Le Moyne	1985-86	29	14-15	10-2	2-10	2-3	MCC	5-7		4-2	1-5	0-0	-----
Le Moyne	1986-87	30	20-10	11-2	5-6	4-2	MCC	8-4		5-1	3-3	0-0	-----
Le Moyne	1987-88	30	24-6	12-1	7-2	5-3	MCC	10-2		6-1	4-1	0-0	NCAA II, First Rd.
Le Moyne	1988-89	27	15-12	9-3	5-8	1-1	MCC	6-6		4-2	2-4	0-0	-----
Le Moyne	1989-90	29	17-12	10-2	4-6	3-4	MCC	5-7		4-2	1-5	0-0	-----
Le Moyne	1990-91	29	19-10	11-2	5-4	3-4	MCC	6-4		4-1	2-3	0-0	-----
Le Moyne	1991-92	26	15-11	8-4	5-7	2-0		-		-	-	-	-----
	Totals	257	163-94	94-21	44-53	25-20		49-36		34-11	15-25	0-0	

School	Season	Total	Overall	Home	Away	Neutral	League	Overall	Finish	Home	Away	Neutral	Postseason
Canisius	1992-93	28	10-18	6-5	3-11	1-2	MAAC	5-9	6th	3-4	2-5	0-0	-----
Canisius	1993-94	29	22-7	15-0	6-6	1-1	MAAC	12-2	1st	7-0	5-2	0-0	NIT, First Rd.
Canisius	1994-95	35	21-14	8-4	11-6	2-4	MAAC	10-4	2nd	5-2	5-2	0-0	NIT, Semifinal
Canisius	1995-96	30	19-11	8-3	7-6	4-2	MAAC	7-7	5th	4-3	3-4	0-0	NCAA, First Rd.
Canisius	1996-97	29	17-12	9-4	5-7	3-1	MAAC	10-4	t-2nd	6-1	4-3	0-0	-----
	Totals	151	89-62	46-16	32-36	11-10	MAAC	44-26		25-10	19-16	0-0	

School	Season	Total	Overall	Home	Away	Neutral	League	Overall	Finish	Home	Away	Neutral	Postseason
Richmond	1997-98	31	23-8	10-1	6-6	7-1	CAA	12-4	3rd	8-0	4-4	0-0	NCAA, Second Rd.
Richmond	1998-99	27	15-12	11-1	3-10	1-1	CAA	10-6	3rd	8-0	2-6	0-0	-----
Richmond	1999-2000	30	18-12	7-5	8-6	3-1	CAA	11-5	3rd	7-1	4-4	0-0	-----
Richmond	2000-01	29	22-7	12-2	9-4	1-1	CAA	12-4	1st	7-1	5-3	0-0	NIT, Second Rd.
Richmond	2001-02	36	22-14	13-5	7-6	2-3	Atlantic 10	11-5	2nd	7-1	4-4	0-0	NIT, Quarterfinal
	Totals	153	100-53	53-14	33-32	14-7	CAA/A10	56-24		37-3	19-21	0-0	

School	Season	Total	Overall	Home	Away	Neutral	League	Overall	Finish	Home	Away	Neutral	Postseason
West Virginia	2002-03	29	14-15	9-5	2-8	3-2	Big East	5-11	6th - West	3-5	2-6	0-0	-----
West Virginia	2003-04	31	17-14	10-4	4-7	3-3	Big East	7-9	t-8th	5-3	2-6	0-0	NIT, Second Rd.
West Virginia	2004-05	35	24-11	11-3	6-5	7-3	Big East	8-8	t-7th	5-3	3-5	0-0	NCAA, Elite Eight
West Virginia	2005-06	33	22-11	13-2	5-4	4-5	Big East	11-5	3rd	7-1	4-4	0-0	NCAA, Sweet 16
West Virginia	2006-07	36	27-9	17-1	3-6	7-2	Big East	9-7	t-7th	7-1	2-6	0-0	NIT, Champions
	Totals	164	104-60	60-15	20-30	24-15	Big East	40-40		27-13	13-27	0-0	


School	Season	Total	Overall	Home	Away	Neutral	League	Overall	Finish	Home	Away	Neutral	Postseason
Michigan	2007-08	32	10-22	6-9	2-10	2-3	Big Ten	5-13	9th	3-6	2-7	0-0	-----
Michigan	2008-09	35	21-14	14-3	3-8	4-3	Big Ten	9-9	t-7th	6-3	3-6	0-0	NCAA, Second Rd.
Michigan	2009-10	32	15-17	10-6	3-8	2-3	Big Ten	7-11	t-7th	4-5	3-6	0-0	-----
Michigan	2010-11	35	21-14	14-5	5-5	2-4	Big Ten	9-9	t-4th	5-4	4-5	0-0	NCAA, Third Rd.
Michigan	2011-12	34	24-10	15-1	6-6	3-3	Big Ten	13-5	t-1st	8-1	5-4	0-0	NCAA, Second Rd.
Michigan	2012-13	39	31-8	17-1	5-5	9-2	Big Ten	12-6	t-4th	8-1	4-5	0-0	NCAA, National Runner-up
Michigan	2013-14	37	28-9	13-2	7-4	8-3	Big Ten	15-3	1st	8-1	7-2	0-0	NCAA, Elite Eight
Michigan	2014-15	32	16-16	12-6	2-8	2-2	Big Ten	8-10	9th	6-3	2-7	0-0	-----
Michigan	2015-16	36	23-13	13-4	4-6	6-3	Big Ten	10-8	8th	6-3	3-5	1-0	NCAA, First Rd.
Michigan	2016-17	38	26-12	15-3	3-8	8-1	Big Ten	10-8	t-5th	7-2	3-6	0-0	NCAA, Sweet 16
Michigan	2017-18	41	33-8	15-1	6-5	12-2	Big Ten	13-5	t-4th	8-1	5-4	0-0	NCAA, National Runner-up
Michigan	2018-19	17	17-0	12-0	3-0	2-0	Big Ten	6-0	--	4-0	2-0	0-0	
	Totals	408	265-143	156-41	49-73	60-29	Big Ten	117-87		73-30	43-57	1-0	

John Beilein | All-Time Opponent

Opponent	Total	W	L	Opponent	Total	W	L	Opponent	Total	W	L	Opponent	Total	W	L
Adelphi	15	10	5	East Stroudsburg	5	3	2	Michigan State	20	9	11	Southern Illinois	1	1	0
Air Force	1	1	0	Eastern Michigan	3	2	1	Michigan Tech	1	1	0	Southern Methodist (SMU)	5	1	4
Akron	2	1	1	Eastern Washington	1	1	0	Millersville	1	0	1	Southern Mississippi	1	1	0
Alabama	1	0	1	Edinboro	2	1	1	Minnesota	20	16	4	Southwest Missouri State	1	1	0
Alabama A&M	2	2	0	Elmira College	1	1	0	Mississippi State	4	2	2	Springfield	1	1	0
Albany	1	1	0	Elon	1	1	0	Mohawk Valley CC	4	2	2	Stanford	1	1	0
Alfred Tech	8	8	0	Emmanuel (Ga.)	1	1	0	Monroe CC	8	2	6	St. Bonaventure	13	8	5
Alvernia	1	1	0	Fairfield	12	9	3	Montana	2	2	0	St. John's	6	6	0
American	9	9	0	Ferris State	1	1	0	Montana State	1	1	0	SUNY Brockport	1	1	0
American International	1	1	0	Ferrum	2	0	2	Montclair State	1	1	0	SUNY Utica	1	1	0
Anderson JC	2	0	2	Finger Lakes CC	1	1	0	Mount St. Mary's	3	2	1	Syracuse	11	2	9
Appalachian State	2	2	0	Florida	3	2	1	N.C. Central	2	2	0	Temple	1	1	0
Arkansas	3	1	2	Florida Atlantic	2	2	0	N.C. State	5	5	0	Tennessee	3	3	0
Arkansas-Little Rock	1	0	1	Florida Gulf Coast	1	1	0	Navy	2	2	0	Texas	6	4	2
Arkansas-Pine Bluff	2	2	0	Florida State	2	2	0	Nebraska	10	9	1	Texas A&M	1	1	0
Arizona	2	0	2	Fordham	3	1	2	New Hampshire	1	1	0	Texas Tech	1	1	0
Army	1	1	0	Franklin Pierce	2	0	2	New Haven	2	0	2	The Citadel	1	1	0
Assumption	1	0	1	Fredonia State	1	1	0	New York Tech	1	1	0	Toledo	2	1	1
Baltimore CC	1	1	0	Furman	1	1	0	Niagara	13	7	6	Towson	1	1	0
Belmont Abbey	1	0	1	Gannon	22	8	14	Niagra County CC	11	8	3	Truist McConnell	1	1	0
Bentley	1	1	0	Gardner-Webb	2	2	0	Nicholls State	1	1	0	Tulane	2	1	1
Binghamton	2	2	0	Genesee CC	8	8	0	NJIT	1	0	1	Tulsa	1	1	0
Bloomfield	1	1	0	Geneseo State	1	1	0	Norfolk State	3	3	0	UAB	1	1	0
Bloomsburg	2	2	0	George Mason	11	7	4	North Carolina	3	1	2	UCLA	7	5	2
Bloomsfield	1	1	0	George Washington	7	4	3	North Florida	1	1	0	UC Riverside	1	1	0
Boston College	7	2	5	Georgetown	8	3	5	Northeastern	4	2	2	UMass-Lowell	2	1	1
Bowdoin	1	1	0	Georgia Southern	1	1	0	Northern Kentucky	1	1	0	UMBC	1	1	0
Bowling Green	1	1	0	Gonzaga	2	1	1	Northern Michigan	2	2	0	UNC Asheville	1	1	0
Bradley	3	3	0	Hamilton	7	6	1	Northwestern	22	15	7	UNC Greensboro	2	2	0
Bridgeport	1	1	0	Hamilton College	1	0	1	Northwestern State	1	1	0	UNC Wilmington	10	7	3
Brockport	2	2	0	Harvard	2	1	1	Notre Dame	8	1	7	Union	7	6	1
Broome CC	5	3	2	Herkimer CC	1	0	1	Oakland	4	4	0	Unknown	1	1	0
Brown	1	1	0	Hilbert CC	8	3	5	Ohio State	23	8	15	UNLV	1	0	1
Bryant	2	2	0	Hillsdale College	1	1	0	Ohio University	1	0	1	USC Upstate	2	1	1
Bryant & Stratton	2	2	0	Hobart College	2	2	0	Oklahoma	2	1	1	Utah	3	1	2
Bucknell	3	3	0	Holy Cross	2	2	0	Oklahoma State	1	1	0	UTEP	1	0	1
Buffalo	13	7	6	Houghton College	2	0	2	Old Dominion	9	6	3	Utica	1	0	1
Buffalo JV	1	1	0	Houston	1	1	0	Onondaga CC	2	2	0	Valparaiso	2	1	1
Buffalo State	1	1	0	Houston Baptist	3	3	0	Oregon	2	1	1	Villa Maria	10	8	2
Buffalo State JV	2	2	0	Howard	2	2	0	Oswego State	8	7	1	Villanova	11	6	5
Butler	1	0	1	Illinois	23	16	7	Pace	16	6	10	Virginia	3	1	2
C.W. Post	1	0	1	Indiana	19	10	9	Penn State	21	16	5	Virginia Commonwealth	12	9	3
California (Pa.)	1	0	1	Iona	12	8	4	Pennsylvania	1	1	0	Virginia Tech	5	1	4
Campbell	2	2	0	Iowa	22	14	8	Philadelphia University	19	10	9	VMI	1	0	1
Canisius	2	2	0	Iowa State	2	1	1	Pitt-Bradford (Pa.)	4	1	3	Wagner	1	1	0
Canisius JV	1	1	0	IPFW	1	1	0	Pittsburgh	11	4	7	Wake Forest	6	1	5
Canton Tech	4	3	1	Ithaca	1	1	0	Plymouth State	1	1	0	Washington	1	0	1
Cayuga CC	1	1	0	IUPUI	3	3	0	Portland	1	0	1	Washington & Jefferson	1	1	0
Centenary	1	1	0	Jacksonville	1	1	0	Potsdam College	1	1	0	Washington State	2	1	1
Central Arkansas	1	1	0	James Madison	12	9	3	Potsdam State	1	1	0	West Chester	3	2	1
Central Florida	1	1	0	Jamestown CC	9	3	6	Providence	11	6	5	West Virginia	2	2	0
Central Michigan	3	2	1	Jefferson CC	3	2	1	Purdue	22	11	11	Western Carolina	1	1	0
Chaminade	1	1	0	Kansas	3	1	2	Queens	6	6	0	Western Illinois	1	1	0
Champlain CC	3	2	1	Kansas State	1	1	0	Quinnipiac	3	2	1	Western Kentucky	1	0	1
Charlotte	5	2	3	Kean College	1	1	0	R.I.T.	2	2	0	Western Michigan	7	6	1
Chattanooga	2	2	0	Keene State	2	2	0	Radford	5	5	0	William & Mary	8	5	3
Cheyney	1	1	0	Kennesaw State	1	1	0	Randolph Macon	1	0	1	Wisconsin	21	5	16
Cincinnati	6	3	3	Kent State	1	1	0	Redford	1	1	0	Wisconsin-Green Bay	1	0	1
Clarion	2	1	1	Kentucky	3	0	3	Rhode Island	2	2	0	Wofford	3	3	0
Clarkson	3	3	0	Kings Point	1	1	0	Robert Morris	1	0	1	Xavier	4	0	4
Clemson	3	3	0	Kutztown	1	1	0	Roberts Wesleyan	2	2	0	Youngstown State	1	1	0
Cleveland State	1	1	0	L.I.U. Southampton	2	2	0	Rochester	1	0	1	Career	1277	816	461
Colgate	6	5	1	La Salle	3	2	1	Rochester (N.Y.)	1	1	0				
College of Charleston	1	0	1	Lakeland CC	1	1	0	Rutgers	11	9	2	Big Ten	Total	W	L
Columbia	1	1	0	Liberty	2	1	1	Sacred Heart	3	2	1	Illinois	23	16	7
Columbia-Green	1	1	0	Lock Haven	2	2	0	Saginaw Valley	1	1	0	Indiana	19	10	9
Concordia (Mich.)	1	1	0	Long Beach State	2	2	0	Saint Clair (Mich.)	1	0	1	Iowa	22	14	8
Concordia (N.Y.)	1	1	0	Louisiana-Monroe	2	2	0	Saint Francis (Pa.)	3	2	1	Maryland	8	4	4
Connecticut	8	2	6	Louisville	5	2	3	Saint John Fisher	10	8	2	Michigan State	20	9	11
Coppin State	4	4	0	Loyola-Chicago	2	2	0	Saint Joseph's	1	1	0	Minnesota	20	16	4
Cornell	3	2	1	Loyola (Md.)	13	10	3	Saint Lawrence	9	8	1	Nebraska	10	9	1
Corning CC	9	5	4	LSU	3	1	2	Saint Louis	2	1	1	Northwestern	22	15	7
Cortland	2	2	0	Manhattan	10	6	4	Saint Michael's	11	4	7	Ohio State	23	8	15
Cortland State	2	2	0	Manhattanville	1	1	0	Saint Peter's	12	7	5	Penn State	21	16	5
Creighton	2	2	0	Mansfield	13	8	5	Saint Rose	4	2	2	Purdue	22	11	11
Daemen College	2	1	1	Marist	2	2	0	Saint Thomas Aquinas	1	0	1	Rutgers	11	9	2
Davis & Elkins	1	1	0	Marquette	4	2	2	Samford	1	1	0	Wisconsin	21	5	16
Dayton	3	1	2	Marshall	6	3	3	San Francisco	1	0	1	Overall B1G Career	242	142	100
Delaware State	3	3	0	Maryland	8	4	4	Savannah State	2	2	0	Overall B1G at U-M	232	136	96
DePaul	1	1	0	Maryland Eastern Shore	2	2	0	Scranton	5	4	1	B1G Regular Season (U-M)	204	117	87
Detroit Mercy	3	3	0	Massachusetts	3	3	0	Seton Hall	12	5	7	B1G Tournament	28	19	9
Dominican College	1	1	0	Massachusetts-Darmouth	1	0	1	Siena	16	6	10				
Dowling	1	1	0	McNeese State	2	2	0	Slippery Rock	3	3	0				
Drexel	2	1	1	Memphis	1	1	0	South Carolina	3	2	1				
Duke	7	1	6	Mercy	1	1	0	South Carolina State	1	1	0				
Duquesne	7	6	1	Mercyhurst	16	15	1	South Dakota State	1	1	0				
East Carolina	8	5	3	Miami (Fla.)	2	2	0	South Florida	2	2	0				

M

#1



CHARLES MATTHEWS

Senior

Guard | 6-6 | 225

Chicago, Illinois | St. Rita High School | Kentucky

College of Literature, Science & the Arts | General Studies major

Born on November 15, 1996, in Chicago, Illinois

WHO IS MATTHEWS ...

- Extremely athletic player with strong vertical leap
- Strong defender with length and speed
- Possesses creativity to get to the basket as well as a strong, pull-up mid-range game
- Continues to develop long range shot
- Won NCAA West Regional Most Outstanding Player award helping U-M reach the 2018 NCAA Final Four
- Mother, Nichole, said Charles and his two brothers were named after NBA legends -- Charles after Charles Barkley, Dominique after Dominique Wilkins and Jordan after Michael Jordan.
- Avid fan of Kobe Bryant and friends with Dwyane Wade
- Brother Dominique, a junior at Illinois-Chicago, was Horizon League's all-freshman team honors two seasons ago

CHARLES MATTHEWS | CAREER BESTS

	CAREER	2018-19 SEASON
Points	31, Alabama A&M (12/21/17)	25 (2x), last: Western Michigan (12/15/18)
Field Goals	12, Alabama A&M (12/21/17)	10, vs. George Washington (11/17/18)
Field Goal Attempts	19, North Florida (11/11/17)	17, Holy Cross (11/10/18)
3-Pt. Field Goals	3 (2x), last: No. 19/18 Purdue (12/1/18)	3 (2x), last: No. 19/18 Purdue (12/1/18)
3-Pt. Field Goal Attempts	6 (3x), last: No. 19/18 Purdue (12/1/18)	6 (2x), last: No. 19/18 Purdue (12/1/18)
Free Throws	11, Western Michigan (12/15/18)	11, Western Michigan (12/15/18)
Free Throw Attempts	16, Western Michigan (12/15/18)	16, Western Michigan (12/15/18)
Rebounds	11 (2x), last: vs. Montana (3/15/18)	10, Western Michigan (12/15/18)
Assists	12, UC Riverside (11/26/17)	3 (3x), last: Northwestern (1/13/19)
Blocks	3 (2x), last: at No. 8 Villanova (11/14/18)	3, at No. 8 Villanova (11/14/18)
Steals	4, No. 21/22 Indiana (1/6/19)	4, No. 21/22 Indiana (1/6/19)
Minutes	41, vs. Iowa (3/1/18)	38 (2x), last: No. 21/22 Indiana (1/6/19)

CHARLES MATTHEWS | CAREER STATISTICS

Career	G	S	Min	Avg	FG	FGA	FG%	3FG	3FGA	3FG%	FT	FTA	FT%	Off	Def	Reb	Avg	Foul	DQ	Ast	Avg	TO	Blk	Stl	Pts	Avg	W	L
2015-16 (KY)	36	3	370	10.3	23	52	.442	1	4	.250	14	34	.412	32	27	59	1.6	33	0	13	0.4	19	6	15	61	1.7	27	9
2016-17 (TR)	0	0	0	0.0	0	0	.000	0	0	.000	0	0	.000	0	0	0	0.0	0	0	0	0.0	0	0	0	0	0.0	25	12
2017-18	41	41	1234	30.1	205	414	.495	34	107	.318	87	156	.558	53	174	227	5.5	88	2	98	2.4	84	26	30	531	13.0	33	8
2018-19	17	17	533	31.4	88	195	.451	17	52	.327	47	75	.627	34	52	86	5.1	28	0	20	1.2	30	9	23	240	14.1	17	0
U-M Totals	58	58	1767	30.5	293	609	.481	51	159	.321	134	231	.580	87	226	313	5.4	116	2	118	2.0	114	35	53	771	13.3	75	20
Career	94	61	2137	22.7	316	661	.478	52	163	.319	148	265	.558	119	253	372	4.0	149	2	131	1.4	133	41	68	832	8.9	102	29

CHARLES MATTHEWS | 2018-19 GAME-BY-GAME

OPPONENT	DATE	RESULT	G-S	FG	3FG	FT	O-D	RB	PF	PTS	A	TO	B	S	MIN
NORFOLK STATE	11/6/2018	W, 63-44	1-1	5-12	0-4	0-5	3-4	7	2	10	0	3	0	0	28
HOLY CROSS	11/10/2018	W, 56-37	1-1	7-17	2-6	4-5	0-2	2	1	20	0	2	0	1	38
at #8/8 Villanova	11/14/18	W, 73-46	1-1	7-13	0-4	5-7	2-2	4	0	19	0	0	3	1	36
vs. George Washington	11/17/2018	W, 84-61	1-1	10-13	2-2	3-4	3-3	6	1	25	3	0	0	1	30
vs. Providence	11/18/2018	W, 66-47	1-1	2-7	0-3	1-2	2-2	4	3	5	0	0	1	0	23
CHATTANOOGA	11/23/2018	W, 83-55	1-1	2-9	0-2	4-6	0-1	1	0	8	3	0	0	2	26
#11/13 N. CAROLINA	11/28/2018	W, 84-67	1-1	7-12	2-4	5-8	2-5	7	2	21	1	3	1	1	34
#19/18 PURDUE+	12/1/2018	W, 76-57	1-1	3-11	3-6	0-0	0-5	5	1	9	4	3	0	0	35
at Northwestern+	12/4/2018	W, 62-60	1-1	1-7	0-1	1-2	2-4	6	3	3	0	2	0	2	23
SOUTH CAROLINA	12/8/2018	W, 89-78	1-1	4-8	2-4	2-4	4-2	6	2	12	1	1	0	1	27
WESTERN MICHIGAN	12/15/2018	W, 70-60	1-1	6-13	2-3	11-16	3-7	10	3	25	2	2	0	3	37
AIR FORCE	12/22/2018	W, 71-50	1-1	7-4	1-6	2-2	2-5	7	1	17	0	3	1	1	34
BINGHAMTON	12/30/2018	W, 74-52	1-1	3-12	0-0	1-2	2-1	3	1	7	1	0	1	3	25
PENN STATE+	1/3/2019	W, 68-55	1-1	6-11	1-1	1-2	1-4	5	2	14	0	4	1	2	31
#21/22 INDIANA +	1/6/2019	W, 74-63	1-1	7-15	2-3	2-3	3-3	6	1	18	2	0	0	4	38
at Illinois+	1/10/2019	W, 79-69	1-1	5-11	0-1	4-6	3-1	4	2	14	0	3	0	0	32
NORTHWESTERN+	1/13/2019	W, 80-60	1-1	6-10	0-2	1-1	2-1	3	3	13	3	4	1	1	36
at Wisconsin+	1/19/2019														
MINNESOTA+	1/22/2019														
at Indiana+	1/25/2019														
OHIO STATE+	1/29/2019														
at Iowa+	2/1/2019														
at Rutgers+	2/5/2019														
WISCONSIN+	2/9/2019														
at Penn State+	2/12/2019														
MARYLAND+	2/16/2019														
at Minnesota+	2/21/2019														
MICHIGAN STATE+	2/24/2019														
NEBRASKA+	2/28/2019														
at Maryland+	3/3/2019														
at Michigan State+	3/9/2019														
BTT First Round	3/13/2019														
BTT Second Round	3/14/2019														
BTT Quarterfinal	3/15/2019														
BTT Semifinal	3/16/2019														
BTT Championship	3/17/2019														
NCAA First Round															
NCAA Second Round															
NCAA Sweet 16															
NCAA Elite Eight															
NCAA Final Four															
NCAA Championship															
^ overtime															

Complete Bio is available [MGoBlue.com](#)

Michigan Career & Honors

- NCAA West Regional Most Outstanding Player (2018)
- NCAA All-West Regional (2018)
- Academic All-Big Ten (2018)
- Michigan Academic Achievement (2018)
- Helped U-M set the program record for single season victories with 33 wins (33-8, 2017-18)
- Helped U-M win two straight Big Ten Tournament titles
 - > Despite not playing due to transfer in 2017, and following a well-documented plane crash, U-M won four games in four days at the Verizon Center (Washington, D.C.) to win first conference tournament title in 19 years
 - > In 2018, helped U-M repeat as tournament champions winning four games in four days
 - > Helped U-M become just the third team to win back-to-back titles.
- Helped U-M to two appearances in the NCAA Tournament
 - > Despite not playing due to transfer in 2017, helped U-M to the No. 7 seed (Midwest) and advance to the Sweet 16
 - > In 2018, helped U-M to the No. 3 seed (West), advancing to the Final Four and national title game vs. Villanova

Player Notes

- Played in 58 straight games for the Wolverines since transferring from Kentucky
- Needs 229 points to reach 1,000 points at U-M

Senior (2018-19)

- Named co-captain for the 2018-19 season; along with Xavier Simpson
- Named to the Naismith Hall of Fame Tip-Off Tournament All-Tournament team
- Started all 17 games, averaging 31.4 minutes per game
- Posted 12 double figure scoring games with four 20-plus point games including a season-best 25, twice -- vs. George Washington (Nov. 17) and Western Michigan (Dec. 15).
- Recorded his 40th career double-digit scoring effort against Air Force (Dec. 22) with 17 points
- Notched his fifth career double-double and first of the season against Western Michigan with 25 points and 10 rebounds
- Made a career-high 11 free throws on 16 attempts against WMU (Dec. 15)
- Had a career-high four steals against No. 21/22 Indiana (Jan. 6)

M

#3



ZAVIER SIMPSON

Junior

Guard | 6-0 | 190

Lima, Ohio | Lima Senior High School

College of Literature, Science & the Arts | General Studies major

Born on February 11, 1997, in Lima, Ohio

WHO IS SIMPSON ...

- Played in 96 consecutive games for the Wolverines
- U-M's defensive leader
- Extremely confident individual with a strong voice during practice and games
- Exceptional passer and strong defender
- Spent offseason with his father, Quincey, developing new shooting form
- Ohio's 2016 Mr. Basketball; led Lima Catholic Central to 2014 OHSAA DIII title before transferring to Lima Senior guiding it to a 2016 OHSAA DI runner-up finish
- Michigan's second Ohio Mr. Basketball after former Wolverine and National Player of the Year recipient Trey Burke earned the honor in 2011

ZAVIER SIMPSON | CAREER BESTS

	CAREER	2018-19 SEASON
Points	24, Northwestern (1/13/19)	24, Northwestern (1/13/19)
Field Goals	9, Northwestern (1/13/19)	9, Northwestern (1/13/19)
Field Goal Attempts	17, Northwestern (1/13/19)	17, Northwestern (1/13/19)
3-Pt. Field Goals	5, Northwestern (1/13/19)	5, Northwestern (1/13/19)
3-Pt. Field Goal Attempts	10, Northwestern (1/13/19)	10, Northwestern (1/13/19)
Free Throws	6, vs. Michigan State (3/3/18)	2 (2x), last: Binghamton (12/30/18)
Free Throw Attempts	10, at Michigan State (1/13/18)	4 vs. Providence (11/18/18)
Rebounds	11, vs. George Washington (11/17/18)	11, vs. George Washington (11/17/18)
Assists	10, Binghamton (12/30/18)	10, Binghamton (12/30/18)
Blocks	1 (5x) last: at No. 8 Villanova (11/14/18)	1, at No. 8 Villanova (11/14/18)
Steals	6, vs. Texas A&M (3/22/18)	5, at No. 8 Villanova (11/14/18)
Minutes	42, Minnesota (2/3/18)	39, No. 21/22 Indiana (1/6/19)

ZAVIER SIMPSON | CAREER STATISTICS

Career	G	S	Min	Avg	FG	FGA	FG%	3FG	3FGA	3FG%	FT	FTA	FT%	Off	Def	Reb	Avg	Foul	DQ	Ast	Avg	TO	Blk	Stl	Pts	Avg	W	L
2016-17	38	0	332	8.7	16	43	.372	5	19	.263	22	31	.710	4	20	24	0.6	47	0	37	1.0	19	2	20	59	1.6	26	12
2017-18	41	29	1085	26.5	115	246	.467	24	84	.286	47	91	.516	18	115	133	3.2	55	0	150	3.7	61	2	53	301	7.3	33	8
2018-19	17	17	549	32.3	58	131	.443	16	48	.333	15	27	.556	4	74	78	4.6	33	0	101	5.9	29	1	26	147	8.6	17	0
Totals	96	46	1966	20.5	189	420	.450	45	151	.298	84	149	.564	26	209	235	2.4	135	0	288	3.0	109	5	99	507	5.3	76	20

ZAVIER SIMPSON | 2018-19 GAME-BY-GAME

OPPONENT	DATE	RESULT	G-S	FG	3FG	FT	O-D	RB	PF	PTS	A	TO	B	S	MIN
NORFOLK STATE	11/6/2018	W, 63-44	1-1	1-4	1-4	1-2	0-5	5	2	4	5	2	0	0	26
HOLY CROSS	11/10/2018	W, 56-37	1-1	0-3	0-1	0-0	0-4	4	0	0	7	1	0	0	28
at #8/8 Villanova	11/14/18	W, 73-46	1-1	4-9	0-1	1-3	0-4	4	3	9	6	2	1	5	32
vs. George Washington	11/17/2018	W, 84-61	1-1	5-9	4-7	0-0	1-10	11	2	14	8	2	0	0	28
vs. Providence	11/18/2018	W, 66-47	1-1	2-5	0-0	2-4	0-6	6	3	6	8	1	0	0	32
CHATTANOOGA	11/23/2018	W, 83-55	1-1	1-3	0-0	1-2	0-2	2	0	3	2	2	0	1	25
#11/13 N. CAROLINA	11/28/2018	W, 84-67	1-1	2-4	0-1	1-3	0-4	4	2	5	6	1	0	1	34
#19/18 PURDUE+	12/1/2018	W, 76-57	1-1	5-14	0-3	0-1	2-4	6	1	10	7	1	0	1	36
at Northwestern+	12/4/2018	W, 62-60	1-1	5-10	0-5	0-0	0-3	3	2	10	5	3	0	1	32
SOUTH CAROLINA	12/8/2018	W, 89-78	1-1	3-7	0-1	1-2	0-3	3	1	7	7	4	0	3	38
WESTERN MICHIGAN	12/15/2018	W, 70-62	1-1	6-10	3-4	0-0	0-5	5	3	15	3	4	0	2	36
AIR FORCE	12/22/2018	W, 71-50	1-1	1-5	0-2	0-0	0-0	0	3	2	7	1	0	4	27
BINGHAMTON	12/30/2018	W, 74-52	1-1	0-1	0-0	2-2	0-9	9	2	2	10	2	0	2	31
PENN STATE+	1/3/2019	W, 68-55	1-1	3-7	1-3	1-2	1-4	5	3	8	5	1	0	1	33
#21/22 INDIANA +	1/6/2019	W, 74-63	1-1	5-10	0-2	2-2	0-1	1	1	12	3	0	0	0	39
at Illinois+	1/10/2019	W, 79-69	1-1	6-13	2-4	2-2	0-5	5	4	16	8	2	0	2	38
NORTHWESTERN+	1/13/2019	W, 80-60	1-1	9-17	5-10	1-2	0-5	5	1	24	4	0	0	3	34
at Wisconsin+	1/19/2019														
MINNESOTA+	1/22/2019														
at Indiana+	1/25/2019														
OHIO STATE+	1/29/2019														
at Iowa+	2/1/2019														
at Rutgers+	2/5/2019														
WISCONSIN+	2/9/2019														
at Penn State+	2/12/2019														
MARYLAND+	2/16/2019														
at Minnesota+	2/21/2019														
MICHIGAN STATE+	2/24/2019														
NEBRASKA+	2/28/2019														
at Maryland+	3/3/2019														
at Michigan State+	3/9/2019														
BTT First Round	3/13/2019														
BTT Second Round	3/14/2019														
BTT Quarterfinal	3/15/2019														
BTT Semifinal	3/16/2019														
BTT Championship	3/17/2019														
NCAA First Round															
NCAA Second Round															
NCAA Sweet 16															
NCAA Elite Eight															
NCAA Final Four															
NCAA Championship															
^ overtime															

Complete Bio is available MGoBlue.com

Pronunciation

- Given birth name and proper spelling is Xavier
- Goes by the nickname "X"

Michigan Career

- Helped U-M set the program record for single season victories with 33 (33-8, 2017-18)
- Helped U-M win two straight Big Ten Tournament titles
 - > In 2017, after a well-documented plane crash, U-M won four games in four days at the Verizon Center (Washington, D.C.) to win first conference tournament title in 19 years
 - > In 2018, helped U-M repeat as tournament champions winning four games in four days
 - > Helped U-M become just the third team to win back-to-back titles.
- Helped U-M to two appearances in the NCAA Tournament
 - > In 2017, helped U-M to the No. 7 seed (Midwest) and advance to the Sweet 16
 - > In 2018, helped U-M to the No. 3 seed (West), advancing to the Final Four and national title game

Player Notes

- Played in 96 consecutive games for U-M, not missing a single game in three games
- Need 12 assists to become the 15th Wolverine to surpass 300 in career

Junior (2018-19)

- Named co-captain for the 2018-19 season; along with Charles Matthews
- Named to the Naismith Hall of Fame Tip-Off Tournament All-Tournament team
- Started all 17 games, played 32.3 minutes per game
- Averaging 8.6 points per game with seven double figure games
- Recorded his first 20-point game with a career-best 24 points, including a career-best five 3-pointers against Northwestern (Jan. 13)
- Surpassed 100 assists, averaging 5.9 per game
- Recorded five-or-more assists in 13 games
- Dished a career-best 10 against Binghamton (Dec. 30)
- Recorded first career double-double with 14 points and a career-best 11 rebounds against George Washington (Nov. 17)

M

15



JON TESKE

Junior

Center | 7-1 | 260

Medina, Ohio | Medina High School

College of Literature, Science & the Arts | General Studies major

Born on May 4, 1997, in Indianapolis, Indiana

WHO IS TEKSE ...

- *Gaining confidence with each passing day, taking over as starting center following departure of Moritz Wagner*
- *Continues to develop offensive game, particularly focusing on long-range shots*
- *Defined as Michigan's only "true" center at 7-1*
- *First seven-footer since Ben Cronin (7-0; 2008-10), whose career was cut short due to injuries*
- *Avid fan of Cleveland sports -- especially Indians and Cavaliers*
- *Finalist for Ohio's 2016 Mr. Basketball, which eventually went to U-M teammate, Xavier Simpson*
- *Speaks with his grandfather, "Grandpa Z", after every game*

JON TESKE | CAREER BESTS

	CAREER	2018-19 SEASON
Points	17 (3x), last: Northwestern (1/13/19)	17 (3x), last: Northwestern (1/13/19)
Field Goals	7 (2x), last: Northwestern (1/13/19)	7 (2x), last: Northwestern (1/13/19)
Field Goal Attempts	12, Detroit Mercy (12/16/17)	11 (3x), last: Northwestern (1/13/19)
3-Pt. Field Goals	3, Northwestern (1/13/19)	3, Northwestern (1/13/19)
3-Pt. Field Goal Attempts	5, Northwestern (1/13/19)	5, Northwestern (1/13/19)
Free Throws	6, vs. Houston (3/17/18)	5, No. 19/18 Purdue (12/1/18)
Free Throw Attempts	8, vs. Houston (3/17/18)	6 (2x), last: No. 19/18 Purdue (12/1/18)
Rebounds	12, Chattanooga (11/23/18)	12, Chattanooga (11/23/18)
Assists	4, at Illinois (1/10/19)	4, at Illinois (1/10/19)
Blocks	5 (2x), last: No. 11/13 North Carolina (11/28/18)	5 (2x), last: No. 11/13 North Carolina (11/28/18)
Steals	3 (3x), last: Northwestern (1/13/19)	3 (2x), last: Northwestern (1/13/19)
Minutes	35, Northwestern (1/13/19)	35, Northwestern (1/13/19)

JON TESKE | CAREER STATISTICS

Career	G	S	Min	Avg	FG	FGA	FG%	3FG	3FGA	3FG%	FT	FTA	FT%	Off	Def	Reb	Avg	Foul	DQ	Ast	Avg	TO	Blk	Stl	Pts	Avg	W	L
2016-17	20	0	61	3.1	1	7	.143	0	1	.000	3	6	.500	7	5	12	0.6	10	0	2	0.1	1	7	3	5	0.3	26	12
2017-18	41	2	506	12.3	53	98	.541	0	1	.000	35	61	.574	57	78	135	3.3	66	0	15	0.4	15	26	23	141	3.4	33	8
2018-19	17	17	459	27.0	55	108	.509	8	27	.296	24	43	.558	31	82	113	6.6	36	0	18	1.1	8	37	14	142	8.4	17	0
Totals	78	19	1026	13.2	109	213	.512	8	29	.276	62	110	.564	95	165	260	3.3	112	0	35	0.4	24	70	40	288	3.7	76	20

JON TESKE | 2018-19 GAME-BY-GAME

OPPONENT	DATE	RESULT	G-S	FG	3FG	FT	O-D	RB	PF	PTS	A	TO	B	S	MIN
NORFOLK STATE	11/6/2018	W, 63-44	1-1	5-11	0-0	3-6	4-4	8	3	13	0	0	4	1	27
HOLY CROSS	11/10/2018	W, 56-37	1-1	2-4	0-1	1-2	1-4	5	1	5	1	0	5	0	22
at #8/8 Villanova	11/14/18	W, 73-46	1-1	0-1	0-1	0-1	0-2	2	2	0	1	0	1	1	23
vs. George Washington	11/17/2018	W, 84-61	1-1	0-4	0-1	0-0	1-2	3	2	0	2	0	1	2	17
vs. Providence	11/18/2018	W, 66-47	1-1	7-11	1-3	2-3	3-3	6	3	17	0	0	0	0	28
CHATTANOOGA	11/23/2018	W, 83-55	1-1	3-6	0-2	1-1	3-9	12	1	7	0	0	1	3	23
#11/13 N. CAROLINA	11/28/2018	W, 84-67	1-1	3-5	0-2	0-3	0-5	5	3	6	2	1	5	1	34
#19/18 PURDUE+	12/1/2018	W, 76-57	1-1	5-6	2-2	5-6	2-6	8	0	17	1	1	1	1	31
at Northwestern+	12/4/2018	W, 62-60	1-1	3-7	0-2	2-4	3-7	10	3	8	2	1	1	1	32
SOUTH CAROLINA	12/8/2018	W, 89-78	1-1	6-9	0-0	3-5	3-6	9	4	15	1	2	3	0	29
WESTERN MICHIGAN	12/15/2018	W, 70-62	1-1	1-4	0-1	1-2	2-4	6	3	3	0	0	1	0	25
AIR FORCE	12/22/2018	W, 71-50	1-1	1-2	0-0	0-0	2-1	3	2	2	0	1	2	0	22
BINGHAMTON	12/30/2018	W, 74-52	1-1	2-6	0-0	0-0	2-3	5	1	4	1	1	2	0	21
PENN STATE+	1/3/2019	W, 68-55	1-1	3-9	1-3	2-4	0-5	5	3	9	2	0	2	1	32
#21/22 INDIANA +	1/6/2019	W, 74-63	1-1	2-4	0-1	2-4	1-3	4	4	6	1	0	2	0	25
at Illinois+	1/10/2019	W, 79-69	1-1	5-8	1-3	2-2	2-9	11	1	13	4	0	4	0	33
NORTHWESTERN+	1/13/2019	W, 80-60	1-1	7-11	3-5	0-0	2-9	11	0	17	0	1	2	3	35
at Wisconsin+	1/19/2019														
MINNESOTA+	1/22/2019														
at Indiana+	1/25/2019														
OHIO STATE+	1/29/2019														
at Iowa+	2/1/2019														
at Rutgers+	2/5/2019														
WISCONSIN+	2/9/2019														
at Penn State+	2/12/2019														
MARYLAND+	2/16/2019														
at Minnesota+	2/21/2019														
MICHIGAN STATE+	2/24/2019														
NEBRASKA+	2/28/2019														
at Maryland+	3/3/2019														
at Michigan State+	3/9/2019														
BTT First Round	3/13/2019														
BTT Second Round	3/14/2019														
BTT Quarterfinal	3/15/2019														
BTT Semifinal	3/16/2019														
BTT Championship	3/17/2019														
NCAA First Round															
NCAA Second Round															
NCAA Sweet 16															
NCAA Elite Eight															
NCAA Final Four															
NCAA Championship															
^ overtime															

Complete Bio is available MGoBlue.com

Pronunciation: Last name: "tes-key"

Michigan Career & Honors

- Michigan Academic Achievement (2018)
- Helped U-M set the program record for single season victories with 33 (33-8, 2017-18)
- Helped U-M win two straight Big Ten Tournament titles
 - > In 2017, after a well-documented plane crash, U-M won four games in four days at the Verizon Center (Washington, D.C.) to win first conference tournament title in 19 years
 - > In 2018, helped U-M repeat as tournament champions winning four games in four days
- Helped U-M become just the third team to win back-to-back titles.
- Helped U-M to two appearances in the NCAA Tournament
 - > In 2017, helped U-M to the No. 7 seed (Midwest) and advance to the Sweet 16
 - > In 2018, helped U-M to the No. 3 seed (West), advancing to the Final Four and national title game

Player Notes


- Posted back-to-back double-doubles over last two games -- at Illinois (13 points, 11 rebounds) and Northwestern (17 points, 11 rebounds)
- Swatted two-or-more blocks in six straight games

Junior (2018-19)

- Started all 17 games, averaging 27.0 minutes per game.
- Averaging 8.4 points, doubling his prior season best.
- Posted six double figure scoring games with a career-best 17 points (3x) -- Providence (Nov. 18), No. 19/18 Purdue (Dec. 1) and Northwestern (Jan. 13).
- Leads U-M in rebounding (6.6) and blocks (2.2)
- Grabbed a career-high 12 rebounds against Chattanooga (Nov. 23)
- Recorded two double-doubles
 - at Illinois (Jan. 10): 13 points, 11 rebounds
 - Northwestern (Jan. 13): 17 points, 11 rebounds
- After going 0-for-2 in his first two seasons on 3-pointers has made eight this season
 - Made a career-best three 3-pointers against Northwestern
- Recorded at least one block in 16 games
 - Swatted a career-best five blocks (2x), Holy Cross (Nov. 10) and No. 11/13 UNC (Nov. 28)

M

51



AUSTIN DAVIS

Junior

Forward | 6-10 | 245

Onsted, Michigan | Onsted Community High School

School of Kinesiology • Movement Science Major

Born on July 8, 1998, in Adrian, Michigan

WHO IS DAVIS ...

- Will be the first big off the bench, seeing minutes backing up Jon Teske
- Strong, physical down-low player
- Aggressive rebounder
- Grew up in nearby Onsted, Michigan, in Lenawee County, which has a population of less than 1,000
- Became just the 14th player from Lenawee County to play Division I basketball
- Has 7-2 wing span and wears a size 18 shoe
- Avid outdoorsman and hunter
- Nickname is "Big Country" but assistant Saddy Washington is trying to change that to "Bull"

AUSTIN DAVIS | CAREER BESTS

	CAREER	2018-19 SEASON
Points	6, Chattanooga (11/23/18)	6, Chattanooga (11/23/18)
Field Goals	3, Chattanooga (11/23/18)	3, Chattanooga (11/23/18)
Field Goal Attempts	5, Norfolk State (11/6/18)	5, Norfolk State (11/6/18)
3-Pt. Field Goals	none	none
3-Pt. Field Goal Attempts	none	none
Free Throws	1 (2x), last: Norfolk State (11/6/18)	1, Norfolk State (11/6/18)
Free Throw Attempts	3, Norfolk State (11/6/18)	3, Norfolk State (11/6/18)
Rebounds	5 (2x), last: Alabama A&M (12/21/17)	3 (2x), last: Chattanooga (11/23/18)
Assists	1, Penn State (1/3/19)	1, Penn State (1/3/19)
Blocks	2, at North Carolina (11/29/17)	1, Norfolk State (11/6/18)
Steals	1 (2x), last: Norfolk State (11/6/18)	1, Norfolk State (11/6/18)
Minutes	12, Alabama A&M (12/21/17)	10, Chattanooga (11/23/18)

AUSTIN DAVIS | CAREER STATISTICS

Career	G	S	Min	Avg	FG	FGA	FG%	3FG	3FGA	3FG%	FT	FTA	FT%	Off	Def	Reb	Avg	Foul	DQ	Ast	Avg	TO	Blk	Stl	Pts	Avg	W	L
2016-17 (RS)	0	0	0	0.0	0	0	.000	0	0	.000	0	0	.000	0	0	0	0.0	0	0	0	0.0	0	0	0	0	0.0	26	12
2017-18	16	0	50	3.1	9	14	.643	0	0	.000	1	3	.333	7	15	22	1.4	15	1	0	0.0	3	6	1	19	1.2	33	8
2018-19	14	0	67	4.8	9	13	.692	0	0	.000	1	3	.333	5	8	13	0.9	14	0	2	0.1	4	1	1	19	1.4	17	0
Totals	30	0	117	3.9	18	27	.667	0	0	.000	2	6	.333	12	23	35	1.2	29	1	2	0.1	7	7	2	38	1.3	76	20

AUSTIN DAVIS | 2018-19 GAME-BY-GAME

OPPONENT	DATE	RESULT	G-S	FG	3FG	FT	O-D	RB	PF	PTS	A	TO	B	S	MIN
NORFOLK STATE	11/6/2018	W, 63-44	1-0	2-5	0-0	1-3	3-0	3	1	5	0	0	1	1	8
HOLY CROSS	11/10/2018	W, 56-37	1-0	0-0	0-0	0-0	0-0	0	0	0	0	0	0	0	3
at #8/8 Villanova	11/14/18	W, 73-46	1-0	0-0	0-0	0-0	0-0	0	1	0	0	0	0	0	1
vs. George Washington	11/17/2018	W, 84-61	DNP												
vs. Providence	11/18/2018	W, 66-47	DNP												
CHATTANOOGA	11/23/2018	W, 83-55	1-0	3-4	0-0	0-0	1-2	3	0	6	0	0	0	0	10
#11/13 N. CAROLINA	11/28/2018	W, 84-67	1-0	0-0	0-0	0-0	0-0	0	0	0	0	0	0	0	4
#19/18 PURDUE+	12/1/2018	W, 76-57	1-0	0-0	0-0	0-0	0-0	0	1	0	0	1	0	0	1
at Northwestern+	12/4/2018	W, 62-60	1-0	0-0	0-0	0-0	0-2	2	3	0	0	1	0	0	7
SOUTH CAROLINA	12/8/2018	W, 89-78	1-0	0-0	0-0	0-0	1-1	2	1	0	0	1	0	0	4
WESTERN MICHIGAN	12/15/2018	W, 70-62	1-0	2-2	0-0	0-0	0-0	0	0	4	1	0	0	0	9
AIR FORCE	12/22/2018	W, 71-50	DNP												
BINGHAMTON	12/30/2018	W, 74-52	1-0	0-0	0-0	0-0	0-1	1	0	0	0	1	0	0	6
PENN STATE+	1/3/2019	W, 68-55	1-0	1-1	0-0	0-0	0-1	1	2	2	1	0	0	0	8
#21/22 INDIANA +	1/6/2019	W, 74-63	1-0	1-1	0-0	0-0	0-1	1	4	2	0	0	0	0	3
at Illinois+	1/10/2019	W, 79-69	0-0	0-0	0-0	0-0	0	1	0	0	0	0	0	0	2
NORTHWESTERN+	1/13/2019	W, 80-60	0-0	0-0	0-0	0-0	0	0	0	0	0	0	0	0	1
at Wisconsin+	1/19/2019														
MINNESOTA+	1/22/2019														
at Indiana+	1/25/2019														
OHIO STATE+	1/29/2019														
at Iowa+	2/1/2019														
at Rutgers+	2/5/2019														
WISCONSIN+	2/9/2019														
at Penn State+	2/12/2019														
MARYLAND+	2/16/2019														
at Minnesota+	2/21/2019														
MICHIGAN STATE+	2/24/2019														
NEBRASKA+	2/28/2019														
at Maryland+	3/3/2019														
at Michigan State+	3/9/2019														
BTT First Round	3/13/2019														
BTT Second Round	3/14/2019														
BTT Quarterfinal	3/15/2019														
BTT Semifinal	3/16/2019														
BTT Championship	3/17/2019														
NCAA First Round															
NCAA Second Round															
NCAA Sweet 16															
NCAA Elite Eight															
NCAA Final Four															
NCAA Championship															
^ overtime															

Complete Bio is available [MGoBlue.com](#)

Michigan Career & Honors


- Academic All-Big Ten (2018)
- Michigan Academic Achievement (2018)
- Helped U-M set the program record for single season victories with 33 (33-8, 2017-18)
- Helped U-M win two straight Big Ten Tournament titles (2017, 2018)
 - > Despite not playing due to redshirt in 2017, and following a well-documented plane crash, U-M won four games in four days at the Verizon Center (Washington, D.C.) to win first conference tournament title in 19 years
 - > In 2018, helped U-M repeat as tournament champions winning four games in four days to become just the third team to win back-to-back titles.
- Helped U-M to two appearances in the NCAA Tournament (2017, 2018)
 - > Despite not playing due to redshirt in 2017, helped U-M to the No. 7 seed (Midwest) and advance to the Sweet 16
 - > In 2018, helped U-M to the No. 3 seed (West), advancing to the Final Four and national title game

Junior (2018-19)

- Come off the bench in 14 games, averaging 4.8 minutes per game
- Averaging 1.4 points per game
 - Scored a career-best six points and grabbed one steal against Chattanooga (Nov. 23)
- Shooting 69.2 percent from the field
- Recorded his first career assist against Penn State (Jan. 3)

M

2



JORDAN POOLE

Sophomore

Guard | 6-4 | 195

Milwaukee, Wisconsin | La Lumiere School (La Porte, Indiana)

College of Literature, Science & the Arts | undecided major

Born on June 19, 1999 in Milwaukee, Wisconsin

WHO IS POOLE ...

- Charismatic individual, known for bench celebrations and easy going demeanor off the court
- Athletic wing, who can score from the outside, as well as getting to the basket
- Continues to develop defensive game, strives to be an elite two-way player
- Will go down in U-M history after hitting last second 3-point buzzer-beater to lift U-M over Houston in the 2018 NCAA Tournament
- After the shot, Coach Beilein famously told the media that Poole "has an overdose of swag"
- Strong campus and community presence
- Avid lover of cats; volunteers at animal shelters whenever possible

JORDAN POOLE | CAREER BESTS

	CAREER	2018-19 SEASON
Points	26, South Carolina (12/8/18)	26, South Carolina (12/8/18)
Field Goals	8 (3x), last: No. 21/22 Indiana (1/6/19)	8 (3x), last: No. 21/22 Indiana (1/6/19)
Field Goal Attempts	13 (2x), last: No. 21/22 Indiana (1/6/19)	13 (2x), last: No. 21/22 Indiana (1/6/19)
3-Pt. Field Goals	6, Binghamton (12/30/18)	6, Binghamton (12/30/18)
3-Pt. Field Goal Attempts	10 (2x), last: Binghamton (12/30/18)	10, Binghamton (12/30/18)
Free Throws	6 (2x), last: Penn State (1/3/19)	6 (2x), last: Penn State (1/3/19)
Free Throw Attempts	7 (2x), last: Penn State (1/3/19)	7 (2x), last: Penn State (1/3/19)
Rebounds	6, Chattanooga (11/23/18)	6, Chattanooga (11/23/18)
Assists	4 (3x), last: Binghamton (12/30/18)	4 (3x), last: Binghamton (12/30/18)
Blocks	2, Holy Cross (11/10/18)	2, Holy Cross (11/10/18)
Steals	4, Western Michigan (12/15/18)	4, Western Michigan (12/15/18)
Minutes	39 (4x), last: at Illinois (1/10/19)	39 (4x), last: at Illinois (1/10/19)

JORDAN POOLE | CAREER STATISTICS

Career	G	S	Min	Avg	FG	FGA	FG%	3FG	3FGA	3FG%	FT	FTA	FT%	Off	Def	Reb	Avg	Foul	DQ	Ast	Avg	TO	Blk	Stl	Pts	Avg	W	L
2017-18	39	0	476	12.2	75	175	.429	40	108	.370	43	52	.827	3	50	53	1.4	40	0	22	0.6	25	6	20	233	6.0	33	8
2018-19	17	17	552	32.5	77	154	.500	39	87	.448	35	42	.833	5	54	59	3.5	32	0	37	2.2	28	4	13	228	13.4	17	0
Totals	56	17	1028	18.4	152	329	.462	79	195	.405	78	94	.830	8	104	112	2.0	72	0	59	1.1	53	10	33	461	8.2	50	8

JORDAN POOLE | 2018-19 GAME-BY-GAME

OPPONENT	DATE	RESULT	G-S	FG	3FG	FT	O-D	RB	PF	PTS	A	TO	B	S	MIN
NORFOLK STATE	11/6/2018	W, 63-44	1-1	0-5	0-3	3-4	0-5	5	4	3	3	3	0	0	26
HOLY CROSS	11/10/2018	W, 56-37	1-1	1-5	0-3	1-2	0-5	5	2	3	1	2	2	1	32
at #8/8 Villanova	11/14/18	W, 73-46	1-1	3-7	1-4	0-0	0-1	1	3	7	1	1	0	1	27
vs. George Washington	11/17/2018	W, 84-61	1-1	7-12	5-8	3-3	1-4	5	1	22	1	0	0	0	30
vs. Providence	11/18/2018	W, 66-47	1-1	1-5	0-3	2-2	1-1	2	3	4	3	3	0	1	27
CHATTANOOGA	11/23/2018	W, 83-55	1-1	6-10	2-3	0-0	1-5	6	0	14	2	0	0	0	29
#11/13 N. CAROLINA	11/28/2018	W, 94-67	1-1	6-13	5-8	1-3	0-5	5	1	18	4	0	0	1	32
#19/18 PURDUE+	12/1/2018	W, 76-57	1-1	8-9	5-5	0-0	0-5	5	2	21	1	4	0	1	34
at Northwestern+	12/4/2018	W, 62-60	1-1	5-10	1-5	4-4	0-2	2	0	15	2	0	0	0	35
SOUTH CAROLINA	12/8/2018	W, 89-78	1-1	8-12	4-7	6-7	0-5	5	0	26	4	4	0	1	36
WESTERN MICHIGAN	12/15/2018	W, 70-62	1-1	5-9	2-3	2-2	0-3	3	2	14	1	1	1	4	36
AIR FORCE	12/22/2018	W, 71-50	1-1	4-8	3-6	0-0	1-4	5	4	11	2	3	0	1	26
BINGHAMTON	12/30/2018	W, 74-52	1-1	6-11	6-10	0-0	0-2	2	2	18	4	0	0	0	39
PENN STATE+	1/3/2019	W, 68-55	1-1	5-9	1-4	6-7	0-1	1	1	17	2	4	1	1	39
#21/22 INDIANA +	1/6/2019	W, 74-63	1-1	8-13	2-6	0-0	0-5	5	2	18	2	1	0	0	39
at Illinois+	1/10/2019	W, 79-69	1-1	2-10	1-6	5-6	0-0	0	2	10	1	1	0	1	39
NORTHWESTERN+	1/13/2019	W, 80-60	1-1	2-6	1-3	2-2	1-1	2	3	7	3	1	0	0	26
at Wisconsin+	1/19/2019														
MINNESOTA+	1/22/2019														
at Indiana+	1/25/2019														
OHIO STATE+	1/29/2019														
at Iowa+	2/1/2019														
at Rutgers+	2/5/2019														
WISCONSIN+	2/9/2019														
at Penn State+	2/12/2019														
MARYLAND+	2/16/2019														
at Minnesota+	2/21/2019														
MICHIGAN STATE+	2/24/2019														
NEBRASKA+	2/28/2019														
at Maryland+	3/3/2019														
at Michigan State+	3/9/2019														
BTT First Round	3/13/2019														
BTT Second Round	3/14/2019														
BTT Quarterfinal	3/15/2019														
BTT Semifinal	3/16/2019														
BTT Championship	3/17/2019														
NCAA First Round															
NCAA Second Round															
NCAA Sweet 16															
NCAA Elite Eight															
NCAA Final Four															
NCAA Championship															
^ overtime															

Complete Bio is available [MGoBlue.com](#)

Michigan Career

- Helped U-M set the program record for single season victories with 33 (33-8, 2017-18)
- Helped U-M win its second straight Big Ten Tournament title at MSG in New York City
 - > U-M won four games in four days to secure back-to-back titles
- Helped U-M to the No. 3 seed in the 2018 NCAA Tournament
 - > U-M advanced to the Final Four & national title game vs. Villanova


Player Notes

- Doubled his offensive production going from 6.0 to 13.4 points per game
- Leads U-M with 39 3-pointers (2.3 per game)

Sophomore (2018-19)

- Started all 17 games, averaging 32.5 minutes per game
 - Started first career game in season opener against Norfolk State (Nov. 6)
- Averaging 13.4 points per game, with 12 double figure games and three 20-plus
 - Had a streak of 11 straight games scoring in double figures
 - Scored a career-best 26 points against South Carolina (Dec. 8)
- Leads U-M with 39 3-pointers, with nine games with two-or-more
 - Drained a career-best six 3-pointers against Binghamton (Dec. 30)
 - Had four games with five-or-more 3-pointers
 - 6: Binghamton
 - 5: George Washington (Nov. 17)
 - 5: No. 11/13 UNC (Nov. 28)
 - 5: No. 19/18 Purdue (Dec. 1)
- Doubled his rebounding from a year ago, going from 1.4 to 3.5 per game
 - Posted nine games with five-or-more rebounds
- Dished out a career-high four assists against No. 11/13 North Carolina (Nov. 28)
- Swiped a career-high four steals against Western Michigan (Dec. 15)
- Shooting 50.0 percent from the field and 44.8 percent on 3-pointers

M
4



ISAIAH LIVERS

Sophomore

Forward | 6-7 | 235

Kalamazoo, Michigan | Kalamazoo Central High School

College of Literature, Science & the Arts | undecided major

Born on July 28, 1998 in Kalamazoo, Michigan

WHO IS LIVERS ...

- One of U-M's most versatile players playing options between the three and four spots
- Developing into U-M's Sixth Man
- Constantly looking to learn as much as he can to improve his game
- Athletic and exciting finisher
- Developing rebounder and skilled shooter with long range ability
- Michigan's 2017 Mr. Basketball, who averaged a double-double as a junior and senior in high school; first U-M player to receive Mr. Basketball honor since Manny Harris in 2007

ISAIAH LIVERS | CAREER BESTS

	CAREER	2018-19 SEASON
Points	17, Binghamton (12/30/18)	17, Binghamton (12/30/18)
Field Goals	8, Binghamton (12/30/18)	8, Binghamton (12/30/18)
Field Goal Attempts	10, Binghamton (12/30/18)	10, Binghamton (12/30/18)
3-Pt. Field Goals	4, South Carolina (12/8/18)	4, South Carolina (12/8/18)
3-Pt. Field Goal Attempts	7, South Carolina (12/8/18)	7, South Carolina (12/8/18)
Free Throws	3 (2x), last: Holy Cross (11/10/18)	3, Holy Cross (11/10/18)
Free Throw Attempts	4, Holy Cross (11/10/18)	4, Holy Cross (11/10/18)
Rebounds	10, Holy Cross (11/10/18)	10, Holy Cross (11/10/18)
Assists	3 (4x), last: Binghamton (12/30/18)	3 (2x), last: Binghamton (12/30/18)
Blocks	2 (4x), last: Holy Cross (11/10/18)	2 (2x), last: Holy Cross (11/10/18)
Steals	2 (6x), last: Northwestern (1/13/19)	2 (5x), last: Northwestern (1/13/19)
Minutes	32, at Purdue (1/25/18)	28, vs. Providence (11/18/18)

ISAIAH LIVERS | CAREER STATISTICS

Career	G	S	Min	Avg	FG	FGA	FG%	3FG	3FGA	3FG%	FT	FTA	FT%	Off	Def	Reb	Avg	Foul	DQ	Ast	Avg	TO	Blk	Stl	Pts	Avg	W	L
2017-18	40	22	604	15.1	54	114	.474	21	58	.362	8	12	.667	36	57	93	2.3	44	0	16	0.4	23	11	12	137	3.4	33	8
2018-19	15	0	322	21.5	42	81	.519	22	48	.458	14	18	.778	15	45	60	4.0	24	0	13	0.9	10	8	12	120	8.0	17	0
Totals	55	22	926	16.8	96	195	.492	43	106	.406	22	30	.733	51	102	153	2.8	68	0	29	0.5	33	19	24	257	4.7	50	8

ISAIAH LIVERS | 2018-19 GAME-BY-GAME

OPPONENT	DATE	RESULT	G-S	FG	3FG	FT	O-D	RB	PF	PTS	A	T	B	S	MIN
NORFOLK STATE	11/6/2018	W, 63-44	1-0	3-5	2-4	0-0	2-6	8	1	8	3	0	2	0	26
HOLY CROSS	11/10/2018	W, 56-37	1-0	2-8	0-4	3-4	3-7	10	1	7	1	1	2	2	26
at #8/8 Villanova	11/14/18	W, 73-46	1-0	3-5	2-2	1-2	0-2	2	4	9	1	1	0	1	17
vs. George Washington	11/17/2018	W, 84-61	1-0	4-6	3-4	0-0	0-4	4	1	11	0	1	1	2	21
vs. Providence	11/18/2018	W, 66-47	1-0	2-5	2-3	2-2	0-6	6	1	8	2	0	1	0	28
CHATTANOOGA	11/23/2018	W, 83-55	1-0	4-5	2-3	2-2	0-2	2	1	12	2	1	0	2	23
#11/13 N. CAROLINA	11/28/2018	W, 84-67	1-0	1-1	1-1	0-0	0-0	0	3	3	0	1	0	0	12
#19/18 PURDUE+	12/1/2018	W, 76-57	1-0	0-3	0-3	2-2	0-1	1	1	2	0	0	0	0	13
at Northwestern+	12/4/2018	W, 62-60	1-0	0-2	0-0	0-0	1-2	3	2	0	0	0	0	0	22
SOUTH CAROLINA	12/8/2018	W, 89-78	1-0	4-7	4-7	0-0	1-2	3	3	12	0	1	0	0	25
WESTERN MICHIGAN	12/15/2018	W, 70-62	1-0	1-6	0-4	1-2	1-3	4	0	3	0	1	0	0	19
AIR FORCE	12/22/2018	W, 71-50	1-0	4-8	3-6	0-0	3-3	6	0	11	0	0	0	2	21
BINGHAMTON	12/30/2018	W, 74-52	1-0	8-10	1-2	0-1	2-3	5	2	17	3	1	0	1	25
PENN STATE+	1/3/2019	W, 68-55	DNP												
#21/22 INDIANA +	1/6/2019	W, 74-63	DNP												
at Illinois+	1/10/2019	W, 79-69	1-0	4-8	0-3	1-1	1-4	5	3	9	1	1	1	0	22
NORTHWESTERN+	1/13/2019	W, 80-60	1-0	2-2	2-2	2-2	1-0	1	1	8	0	1	1	2	21
at Wisconsin+	1/19/2019														
MINNESOTA+	1/22/2019														
at Indiana+	1/25/2019														
OHIO STATE+	1/29/2019														
at Iowa+	2/1/2019														
at Rutgers+	2/5/2019														
WISCONSIN+	2/9/2019														
at Penn State+	2/12/2019														
MARYLAND+	2/16/2019														
at Minnesota+	2/21/2019														
MICHIGAN STATE+	2/24/2019														
NEBRASKA+	2/28/2019														
at Maryland+	3/3/2019														
at Michigan State+	3/9/2019														
BTT First Round	3/13/2019														
BTT Second Round	3/14/2019														
BTT Quarterfinal	3/15/2019														
BTT Semifinal	3/16/2019														
BTT Championship	3/17/2019														
NCAA First Round															
NCAA Second Round															
NCAA Sweet 16															
NCAA Elite Eight															
NCAA Final Four															
NCAA Championship															
^ overtime															

Complete Bio is available MGoBlue.com

For Complete Bio Information, please visit MGoBlue.com & Men's Basketball

Michigan Career

- Helped U-M set the program record for single season victories with 33 (33-8, 2017-18)
- Helped U-M win its second straight Big Ten Tournament title at MSG in New York City
 - > U-M won four games in four days to secure back-to-back titles
- Helped U-M to the No. 3 seed in the 2018 NCAA Tournament
 - > U-M advanced to the Final Four & national title game vs. Villanova

Player Notes

- U-M's Sixth Man
- Doubled his offensive production going from 3.4 to 8.0 points per game

Sophomore (2018-19)

- Come off the bench in 15 games, averaging 21.5 minutes per game
 - Missed two games due to effects of back spasms.
- Averaging 8.0 points per game with five double figure scoring games
 - Scored a career-best 17 points against Binghamton (Dec. 30)
 - Finished the game 8-for-10 from the field
- Nearly doubled his rebounding from last season, 2.3 to 4.0 per game
 - Grabbed a career-best 10 rebounds against Holy Cross (Nov. 10)
- Second on U-M with 22 3-pointers
 - Made a career-best four 3-pointers against South Carolina (Dec. 8)
- Shooting 51.9 percent from the field and 45.8 percent on 3-pointers

M

55



ELI BROOKS

Sophomore

Guard | 6-1 | 185

Spring Grove, Pennsylvania | Spring Grove Senior High School

College of Literature, Science & the Arts | undecided major

Born on October 14, 1998 in Sumter, South Carolina

WHO IS BROOKS ...

- Will come off the bench to spell Xavier Simpson at the point guard spot
- Quick and aggressive on U-M break
- Skilled shooter, especially from long range
- Strong basketball IQ and has shown ability to pick up Beilein, & U-M's, system quickly
- Is Spring Grove High School's all-time leading scorer (over 2,400 career points)
- Played for father, James, at Spring Grove HS, helping the team reach the State Class 4A playoffs for first time ever in 2016

ELI BROOKS | CAREER BESTS

	CAREER	2018-19 SEASON
Points	9, Chattanooga (11/23/18)	9, Chattanooga (11/23/18)
Field Goals	3 (6x), last: Air Force (12/22/18)	3 (4x), last: Air Force (12/22/18)
Field Goal Attempts	6 (3x), last: Air Force (12/22/18)	6 (2x), last: Air Force (12/22/18)
3-Pt. Field Goals	2 (4x), last: vs. Providence (11/18/18)	2 (2x), last: vs. Providence (11/18/18)
3-Pt. Field Goal Attempts	5, vs. Chaminade (11/21/17)	3 (3x), last: Chattanooga (11/23/18)
Free Throws	2 (3x), last: Chattanooga (11/23/18)	2, Chattanooga (11/23/18)
Free Throw Attempts	2 (7x), last: Chattanooga (11/23/18)	2, Chattanooga (11/23/18)
Rebounds	4 (2x), last: Holy Cross (11/10/18)	4, Holy Cross (11/10/18)
Assists	6, Indiana (12/2/17)	4, Norfolk State (11/6/18)
Blocks	1 (6x), last: Penn State (1/3/19)	1 (3x), last: Penn State (1/3/19)
Steals	2 (2x), last: Alabama A&M (12/21/17)	1 (4x), last: Penn State (1/3/19)
Minutes	25, Air Force (12/22/18)	25, Air Force (12/22/18)

ELI BROOKS | CAREER STATISTICS

Career	G	S	Min	Avg	FG	FGA	FG%	3FG	3FGA	3FG%	FT	FTA	FT%	Off	Def	Reb	Avg	Foul	DQ	Ast	Avg	TO	Blk	Stl	Pts	Avg	W	L
2017-18	31	12	311	10.0	19	63	.302	10	41	.244	8	13	.615	9	24	33	1.1	16	0	30	1.0	13	3	12	56	1.8	33	8
2018-19	17	0	265	15.6	24	57	.421	10	32	.313	2	3	.667	1	20	21	1.2	14	0	27	1.6	13	3	4	60	3.5	17	0
Totals	48	12	576	12.0	43	120	.358	20	73	.274	10	16	.625	10	44	54	1.1	30	0	57	1.2	26	6	16	116	2.4	50	8

ELI BROOKS | 2018-19 GAME-BY-GAME

OPPONENT	DATE	RESULT	G-S	FG	3FG	FT	O-D	RB	PF	PTS	A	TO	B	S	MIN
NORFOLK STATE	11/6/2018	W, 63-44	1-0	3-4	2-3	0-0	0-2	2	0	8	4	0	0	0	20
HOLY CROSS	11/10/2018	W, 56-37	1-0	1-4	0-2	0-0	0-4	4	2	2	0	1	0	1	23
at #8/8 Villanova	11/14/18	W, 73-46	1-0	2-3	1-1	0-0	0-1	1	2	5	3	2	1	0	16
vs. George Washington	11/17/2018	W, 84-61	1-0	1-5	0-3	0-1	0-3	3	0	2	3	1	0	0	16
vs. Providence	11/18/2018	W, 66-47	1-0	2-4	2-3	0-0	0-0	0	1	6	2	1	0	0	18
CHATTANOOGA	11/23/2018	W, 83-55	1-0	3-5	1-3	2-2	0-3	3	1	9	2	0	0	1	20
#11/13 N. CAROLINA	11/28/2018	W, 84-67	1-0	3-6	1-2	0-0	0-0	0	0	7	1	1	0	0	18
#19/18 PURDUE+	12/1/2018	W, 76-57	1-0	1-3	1-3	0-0	0-1	1	1	3	0	1	0	0	12
at Northwestern+	12/4/2018	W, 62-60	1-0	1-1	1-1	0-0	0-0	0	1	3	1	0	0	0	15
SOUTH CAROLINA	12/8/2018	W, 89-78	1-0	0-1	0-1	0-0	0-0	0	0	0	0	1	0	0	6
WESTERN MICHIGAN	12/15/2018	W, 70-62	1-0	1-3	0-2	0-0	0-0	0	0	2	1	0	0	0	9
AIR FORCE	12/22/2018	W, 71-50	1-0	3-6	0-2	0-0	0-1	1	2	6	4	1	1	0	25
BINGHAMTON	12/30/2018	W, 74-52	1-0	1-4	1-3	0-0	0-1	1	1	3	2	0	0	1	16
PENN STATE+	1/3/2019	W, 68-55	1-0	1-2	0-0	0-0	0-1	1	0	2	0	0	1	1	17
#21/22 INDIANA +	1/6/2019	W, 74-63	1-0	0-3	0-1	0-0	0-2	2	0	0	1	1	0	0	16
at Illinois+	1/10/2019	W, 78-69	1-0	1-1	0-0	0-0	1-0	1	1	2	1	2	0	0	3
NORTHWESTERN+	1/13/2019	W, 80-60	1-0	0-2	0-2	0-0	0-1	1	2	0	2	1	0	0	15
at Wisconsin+	1/19/2019														
MINNESOTA+	1/22/2019														
at Indiana+	1/25/2019														
OHIO STATE+	1/29/2019														
at Iowa+	2/1/2019														
at Rutgers+	2/5/2019														
WISCONSIN+	2/9/2019														
at Penn State+	2/12/2019														
MARYLAND+	2/16/2019														
at Minnesota+	2/21/2019														
MICHIGAN STATE+	2/24/2019														
NEBRASKA+	2/28/2019														
at Maryland+	3/3/2019														
at Michigan State+	3/9/2019														
BTT First Round	3/13/2019														
BTT Second Round	3/14/2019														
BTT Quarterfinal	3/15/2019														
BTT Semifinal	3/16/2019														
BTT Championship	3/17/2019														
NCAA First Round															
NCAA Second Round															
NCAA Sweet 16															
NCAA Elite Eight															
NCAA Final Four															
NCAA Championship															
^ overtime															

Complete Bio is available MGoBlue.com

Michigan Career


- Helped U-M set the program record for single season victories with 33 (33-8, 2017-18)
- Helped U-M win its second straight Big Ten Tournament title at MSG in New York City
 - > U-M won four games in four days to secure back-to-back titles
- Helped U-M to the No. 3 seed in the 2018 NCAA Tournament
 - > U-M advanced to the Final Four & national title game vs. Villanova

Sophomore (2018-19)

- Played in 17 games off the bench, averaging 15.6 minutes per game
- Averaging 3.5 points, 1.2 rebounds and 1.6 assists
- Scored a career-high nine points against Chattanooga (Nov. 23)
- Tied a career-best four rebounds against Holy Cross (Nov. 10)
- Has a season-best four assists against Norfolk State (Nov. 6)

M

#0



DAVID DEJULIUS

Freshman

Guard | 6-0 | 190

Detroit, Michigan | East English Village High School

College of Literature, Science & the Arts | undecided major

Born on August 9, 1999 in Detroit, Michigan

WHO IS DEJULIUS ...

- Strong freshman, looking to make an immediate impact for the Wolverines
- Ability to score in a variety of ways with long-range, mid-range and driving capabilities
- Continued to absorb as much as he can from Xavier Simpson and Eli Brooks
- Strong passer -- a staple of Beilein's point guards
- One of two freshmen from the State of Michigan

DAVID DEJULIUS | CAREER BESTS

	CAREER	2018-19 SEASON
Points	4, at No. 8 Villanova (11/14/18)	4, at No. 8 Villanova (11/14/18)
Field Goals	1 (2x), last: Binghamton (12/30/18)	1 (2x), last: Binghamton (12/30/18)
Field Goal Attempts	3, Chattanooga (11/23/18)	3, Chattanooga (11/23/18)
3-Pt. Field Goals	1, at No. 8 Villanova (11/14/18)	1, at No. 8 Villanova (11/14/18)
3-Pt. Field Goal Attempts	2 (2x), last: Chattanooga (11/23/18)	2 (2x), last: Chattanooga (11/23/18)
Free Throws	1, at No. 8 Villanova (11/14/18)	1, at No. 8 Villanova (11/14/18)
Free Throw Attempts	2, at No. 8 Villanova (11/14/18)	2, at No. 8 Villanova (11/14/18)
Rebounds	1, Northwestern (1/13/19)	1, Northwestern (1/13/19)
Assists	1 (2x), last: Chattanooga (11/23/18)	1 (2x), last: Chattanooga (11/23/18)
Blocks	none	none
Steals	1 (3x), last: Northwestern (1/13/19)	1 (3x), last: Northwestern (1/13/19)
Minutes	7, Chattanooga (11/23/18)	7, Chattanooga (11/23/18)

DAVID DEJULIUS | CAREER STATISTICS

Career	G	S	Min	Avg	FG	FGA	FG%	3FG	3FGA	3FG%	FT	FTA	FT%	Off	Def	Reb	Avg	Foul	DQ	Ast	Avg	TO	Blk	Stl	Pts	Avg	W	L
2018-19	11	0	34	3.1	2	10	.200	1	7	.143	1	4	.250	0	2	2	0.2	4	0	2	0.2	3	0	3	6	0.5	17	0
Totals	11	0	34	3.1	2	10	.200	1	7	.143	1	4	.250	0	2	2	0.2	4	0	2	0.2	3	0	3	6	0.5	17	0

DAVID DEJULIUS | 2018-19 GAME-BY-GAME

OPPONENT	DATE	RESULT	G-S	FG	3FG	FT	O-D	RB	PF	PTS	A	B	S	MIN
NORFOLK STATE	11/6/2018	W, 63-44	1-0	0-1	0-1	0-0	0-1	1	1	0	0	1	0	4
HOLY CROSS	11/10/2018	W, 56-37	1-0	0-0	0-0	0-0	0-0	0	0	0	0	0	0	1
at #8/8 Villanova	11/14/18	W, 73-46	1-0	1-2	1-2	1-2	0-0	0	0	4	0	0	0	3
vs. George Washington	11/17/2018	W, 84-61	1-0	0-1	0-1	0-0	0-0	0	1	0	1	1	0	6
vs. Providence	11/18/2018	W, 66-47	1-0	0-1	0-1	0-0	0-0	0	1	0	0	0	0	3
CHATTANOOGA	11/23/2018	W, 83-55	1-0	0-3	0-2	0-0	0-0	0	0	0	1	1	0	7
#11/13 N. CAROLINA	11/28/2018	W, 84-67	DNP											
#19/18 PURDUE+	12/1/2018	W, 76-57	1-0	0-0	0-0	0-0	0-0	0	1	0	0	0	0	1
at Northwestern+	12/4/2018	W, 62-60	DNP											
SOUTH CAROLINA	12/8/2018	W, 89-78	DNP											
WESTERN MICHIGAN	12/15/2018	W, 70-62	DNP											
AIR FORCE	12/22/2018	W, 71-50	1-0	0-0	0-2	0-0	0-0	0	0	0	0	0	0	4
BINGHAMTON	12/30/2018	W, 74-52	1-0	1-1	0-0	0-0	0-0	0	0	2	0	0	0	2
PENN STATE+	1/3/2019	W, 68-55	DNP											
#21/22 INDIANA +	1/6/2019	W, 74-63	1-0	0-0	0-0	0-0	0-0	0	0	0	0	0	0	1
at Illinois+	1/10/2019	W, 79-69	DNP											
NORTHWESTERN+	1/13/2019	W, 80-60	1-0	0-1	0-0	0-0	0-1	1	0	0	0	0	0	2
at Wisconsin+	1/19/2019													
MINNESOTA+	1/22/2019													
at Indiana+	1/25/2019													
OHIO STATE+	1/29/2019													
at Iowa+	2/1/2019													
at Rutgers+	2/5/2019													
WISCONSIN+	2/9/2019													
at Penn State+	2/12/2019													
MARYLAND+	2/16/2019													
at Minnesota+	2/21/2019													
MICHIGAN STATE+	2/24/2019													
NEBRASKA+	2/28/2019													
at Maryland+	3/3/2019													
at Michigan State+	3/9/2019													
BTT First Round	3/13/2019													
BTT Second Round	3/14/2019													
BTT Quarterfinal	3/15/2019													
BTT Semifinal	3/16/2019													
BTT Championship	3/17/2019													
NCAA First Round														
NCAA Second Round														
NCAA Sweet 16														
NCAA Elite Eight														
NCAA Final Four														
NCAA Championship														
^ overtime														



Complete Bio is available MGoBlue.com

Freshman (2018-19)

- Come off the bench in 11 games, averaging 3.1 minutes per game
 - Made his collegiate debut against Norfolk State (Nov. 6)
- Scored a career-best four points at No. 8/8 Villanova
 - Scored his first collegiate point on a 3-pointer; added a free throw
- Grabbed first collegiate rebound and steal against Northwestern (Jan. 13)

Prep Career

- No. 93 in ESPN's Class of 2018 Top 100, No. 5 in State of Michigan and No. 21 in Region
- Finalist for State of Michigan's Hal Schram Mr. Basketball award, finishing third in voting
- AP Class A first team (2017, '18), Class C first team (2015), honorable mention (2016)
- Detroit News Dream Team (2018), Class A second team (2017), Class C second team (2015, '16); All-Detroit first team (2017, '18), third team (2015), honorable mention (2016)
- Detroit Free Press Dream Team (2018), Class A third team (2017), Class C third team (2016), fourth team (2015); All-Detroit first team (2017, '18, captain), third team (2016), honorable mention (2015)
- Basketball Coaches Association of Michigan (BCAM) All-State Best of the Best (2018)
- Played first two years at Detroit Edison Public School Academy before closing career at East English Village
- As senior (2017-18), averaged 26.3 points, 8.1 assist and 7.7 rebounds; highlighted season scoring school record 49 points against Chicago Orr (Jan. 13, 2018)
- As junior (2016-17), averaged 25.0 points, 6.0 assists and 3.0 rebounds, made 76 3-point field goals and led East English to Class A District semifinal
- As sophomore (2015-16), guided Edison to Class C District semifinal and as freshman (2014-15), led Edison to Class C District title, defeating Grosse Pointe Woods Liggett (96-59), and to regional final



ADRIEN NUÑEZ

Freshman
Guard | 6-6 | 205
Brooklyn, New York | St. Thomas More Prep
College of Literature, Science & the Arts | undecided major
Born on May 14, 1999 in Manhattan, New York

WHO IS NUÑEZ ...

- Continues to adjust to the collegiate level
- Known for his long range shooting
- Did not start playing basketball until the seventh grade - was previously an avid skateboarder and snowboarder
- After two years at Bishop Loughlin High School, played a postgraduate year at St. Thomas More Prep, where he earned team MVP honors
- Avid food connoisseur; father owns chain of food markets in Brooklyn area

ADRIEN NUÑEZ | CAREER BESTS

	CAREER	2018-19 SEASON
Points	none	none
Field Goals	none	none
Field Goal Attempts	2, vs. George Washington (11/17/18)	2, vs. George Washington (11/17/18)
3-Pt. Field Goals	none	none
3-Pt. Field Goal Attempts	2, vs. George Washington (11/17/18)	2, vs. George Washington (11/17/18)
Free Throws	none	none
Free Throw Attempts	none	none
Rebounds	1 (3x), last: Air Force (12/22/18)	1(3x), last: Air Force (12/22/18)
Assists	none	none
Blocks	none	none
Steals	none	none
Minutes	6, vs. George Washington (11/17/18)	6, vs. George Washington (11/17/18)

ADRIEN NUÑEZ | CAREER STATISTICS

Career	G	S	Min	Avg	FG	FGA	FG%	3FG	3FGA	3FG%	FT	FTA	FT%	Off	Def	Reb	Avg	Foul	DQ	Ast	Avg	TO	Blk	Stl	Pts	Avg	W	L
2018-19	10	0	25	2.5	0	7	.000	0	7	.000	0	0	.000	1	2	3	0.3	3	0	0	0.0	1	0	0	0	0.0	17	0
Totals	10	0	25	2.5	0	7	.000	0	7	.000	0	0	.000	1	2	3	0.3	3	0	0	0.0	1	0	0	0	0.0	17	0

ADRIEN NUÑEZ | 2018-19 GAME-BY-GAME

OPPONENT	DATE	RESULT	G-S	FG	3FG	FT	O-D	RB	PF	PTS	A	TO	B	S	MIN
NORFOLK STATE	11/6/2018	W, 63-44	1-0	0-1	0-1	0-0	0-1	1	0	0	0	0	0	0	3
HOLY CROSS	11/10/2018	W, 56-37	1-0	0-0	0-0	0-1	1	0	0	0	0	0	0	0	1
at #8/8 Villanova	11/14/118	W, 73-46	1-0	0-1	0-1	0-0	0-0	0	2	0	0	0	0	0	3
vs. George Washington	11/17/2018	W, 84-61	1-0	0-2	0-2	0-0	0-0	0	0	0	0	0	1	0	6
vs. Providence	11/18/2018	W, 66-47	1-0	0-0	0-0	0-0	0-0	0	0	0	0	0	0	0	2
CHATTANOOGA	11/23/2018	W, 83-55	1-0	0-1	0-1	0-0	0-0	0	0	0	0	0	0	0	4
#11/13 N. CAROLINA	11/28/2018	W, 84-67	DNP												
#19/18 PURDUE+	12/1/2018	W, 76-57	1-0	0-0	0-0	0-0	0-0	0	1	0	0	0	0	0	1
at Northwestern+	12/4/2018	W, 62-60	DNP												
SOUTH CAROLINA	12/8/2018	W, 89-78	DNP												
WESTERN MICHIGAN	12/15/2018	W, 70-62	DNP												
AIR FORCE	12/22/2018	W, 71-50	1-0	0-2	0-0	0-0	1-0	1	0	0	0	0	0	0	2
BINGHAMTON	12/30/2018	W, 74-52	1-0	0-0	0-0	0-0	0-0	0	0	0	0	0	0	0	1
PENN STATE+	1/3/2019	W, 68-55	DNP												
#21/22 INDIANA +	1/6/2019	W, 74-63	DNP												
at Illinois+	1/10/2019	W, 79-69	DNP												
NORTHWESTERN+	1/13/2019	W, 80-60	1-0	0-0	0-0	0-0	0-0	0	0	0	0	0	0	0	2
at Wisconsin+	1/19/2019														
MINNESOTA+	1/22/2019														
at Indiana+	1/25/2019														
OHIO STATE+	1/29/2019														
at Iowa+	2/1/2019														
at Rutgers+	2/5/2019														
WISCONSIN+	2/9/2019														
at Penn State+	2/12/2019														
MARYLAND+	2/16/2019														
at Minnesota+	2/21/2019														
MICHIGAN STATE+	2/24/2019														
NEBRASKA+	2/28/2019														
at Maryland+	3/3/2019														
at Michigan State+	3/9/2019														
BTT First Round	3/13/2019														
BTT Second Round	3/14/2019														
BTT Quarterfinal	3/15/2019														
BTT Semifinal	3/16/2019														
BTT Championship	3/17/2019														
NCAA First Round															
NCAA Second Round															
NCAA Sweet 16															
NCAA Elite Eight															
NCAA Final Four															
NCAA Championship															
^ overtime															

Complete Bio is available MGoBlue.com

Freshman (2018-19)


- Come off the bench in 10 games, averaging 2.5 minutes per game
- Made his collegiate debut against Norfolk State (Nov. 6)

Prep Career

- Played a postgraduate year at St. Thomas More Prep under head coach Jere Quinn
- Averaged 15.5 points and 5.0 rebounds per game
- Earned All-NEPSAC AAA first team (2018) and team MVP (2018) honors
- Played two years of varsity basketball at Bishop Loughlin High School in Brooklyn, N.Y.
- In his two seasons at Loughlin came off the bench, Loughlin to a 21-8 record reaching the NYCHSAA Class AA semifinal as a senior

M

11



COLIN CASTLETON

Freshman

Forward | 6-11 | 210

Daytona Beach, Florida | Father Lopez Catholic High School

College of Literature, Science & the Arts | undecided major

Born on May 25, 2000 in Pembroke Pines, Florida

WHO IS CASTLETON ...

- One of U-M's most versatile big men
- Continues to adjust to the collegiate level
- Loves defensive end and will look to block shot
- Can hit the outside shot, but not afraid to play in the post
- Working with Jon Sanderson to build strength and add/ maintain weight

COLIN CASTLETON | CAREER BESTS

	CAREER	2018-19 SEASON
Points	3, Air Force (12/22/18)	3, Air Force (12/22/18)
Field Goals	1 (2x), last: Air Force (12/22/18)	1 (2x), last: Air Force (12/22/18)
Field Goal Attempts	2 (3x), last: vs. George Washington (11/17/18)	2 (3x), last: vs. George Washington (11/17/18)
3-Pt. Field Goals	none	none
3-Pt. Field Goal Attempts	1, Norfolk State (11/6/18)	1, Norfolk State (11/6/18)
Free Throws	1 (2x), last: Air Force (12/22/18)	1 (2x), last: Air Force (12/22/18)
Free Throw Attempts	4, Chattanooga (11/23/18)	4, Chattanooga (11/23/18)
Rebounds	5, Chattanooga (11/23/18)	5, Chattanooga (11/23/18)
Assists	1, Binghamton (12/30/18)	1, Binghamton (12/30/18)
Blocks	none	none
Steals	none	none
Minutes	4, Chattanooga (11/23/18)	4, Chattanooga (11/23/18)

COLIN CASTLETON | CAREER STATISTICS

Career	G	S	Min	Avg	FG	FGA	FG%	3FG	3FGA	3FG%	FT	FTA	FT%	Off	Def	Reb	Avg	Foul	DQ	Ast	Avg	TO	Blk	Stl	Pts	Avg	W	L
2018-19	7	0	17	2.4	2	7	.286	0	1	.000	2	7	.286	6	7	13	1.9	5	0	1	0.1	2	0	0	6	0.9	17	0
Totals	7	0	17	2.4	2	7	.286	0	1	.000	2	7	.286	6	7	13	1.9	5	0	1	0.1	2	0	0	6	0.9	17	0

COLIN CASTLETON | 2018-19 GAME-BY-GAME

OPPONENT	DATE	RESULT	G-S	FG	3FG	FT	O-D	RB	PF	PTS	A	T	B	S	MIN
NORFOLK STATE	11/6/2018	W, 63-44	1-0	0-2	0-1	0-2	0-2	2	2	0	0	1	0	0	2
HOLY CROSS	11/10/2018	W, 56-37	DNP												
at #8/8 Villanova	11/14/18	W, 73-46	1-0	1-2	0-0	0-0	2-1	3	1	2	0	0	0	0	3
vs. George Washington	11/17/2018	W, 84-61	1-0	0-2	0-0	0-0	1-0	1	2	0	0	1	0	0	3
vs. Providence	11/18/2018	W, 66-47	1-0	0-0	0-0	0-0	0-0	0	0	0	0	0	0	0	2
CHATTANOOGA	11/23/2018	W, 83-55	1-0	0-0	0-0	1-4	2-3	5	0	1	0	0	0	0	4
#11/13 N. CAROLINA	11/28/2018	W, 84-67	DNP												
#19/18 PURDUE+	12/1/2018	W, 76-57	DNP												
at Northwestern+	12/4/2018	W, 62-60	DNP												
SOUTH CAROLINA	12/8/2018	W, 89-78	DNP												
WESTERN MICHIGAN	12/15/2018	W, 70-62	DNP												
AIR FORCE	12/22/2018	W, 71-50	1-0	1-1	0-0	1-1	1-0	1	0	3	0	0	0	0	2
BINGHAMTON	12/30/2018	W, 74-52	1-0	0-0	0-0	0-0	0-1	1	0	0	1	0	0	0	1
PENN STATE+	1/3/2019	W, 68-55	DNP												
#21/22 INDIANA +	1/6/2019	W, 74-63	DNP												
at Illinois+	1/10/2019	W, 79-69	DNP												
NORTHWESTERN+	1/13/2019	W, 80-60	DNP												
at Wisconsin+	1/19/2019														
MINNESOTA+	1/22/2019														
at Indiana+	1/25/2019														
OHIO STATE+	1/29/2019														
at Iowa+	2/1/2019														
at Rutgers+	2/5/2019														
WISCONSIN+	2/9/2019														
at Penn State+	2/12/2019														
MARYLAND+	2/16/2019														
at Minnesota+	2/21/2019														
MICHIGAN STATE+	2/24/2019														
NEBRASKA+	2/28/2019														
at Maryland+	3/3/2019														
at Michigan State+	3/9/2019														
BTT First Round	3/13/2019														
BTT Second Round	3/14/2019														
BTT Quarterfinal	3/15/2019														
BTT Semifinal	3/16/2019														
BTT Championship	3/17/2019														
NCAA First Round															
NCAA Second Round															
NCAA Sweet 16															
NCAA Elite Eight															
NCAA Final Four															
NCAA Championship															
^ overtime															

Complete Bio is available MGoBlue.com

Freshman (2018-19)

- Come off the bench in seven games, averaging 2.4 minutes per game
 - Made his collegiate debut and grabbed two rebounds against Norfolk State (Nov. 6)
- Scored his first collegiate points at No. 8/8 Villanova (Nov. 14)
 - Grabbed an offensive rebound and putback
- Scored a career-best three points against Air Force (Dec. 22)
- Pulled down a career-high five rebounds against Chattanooga (Nov. 23)

Prep Career

- Played three years of varsity basketball at Father Lopez Catholic under coach Eddie Miller
- Finalist for Florida Dairy Farmers Mr. Basketball Award (2018); finishing eighth in voting
- Florida Association of Basketball Coaches (FABC) 7A Player of the Year (2018)
- Daytona Beach News-Journal Player of the Year (2018), All-Area first team (2017, '18), third team (2016)
- Orlando Sentinel 7A Player of the Year (2018), All-Area first team (2018), honorable mention (2016, '17)
- All-USA Today Florida Boys Basketball second team (2018)
- Nominee for the McDonald's All-American game (2018)
- As senior (2017-18), led Father Lopez to an 11-win improvement guiding the Green Wave to an 18-9 record just missing the 7A playoffs, averaging 24.5 points, 11.7 rebounds (ranked second in area) and 5.6 blocks
- As junior (2016-17), averaged 23.3 points, 11.0 rebounds and 5.4 blocks, leading Father Lopez to a 7-16 record
- As sophomore (2015-16), moved to varsity team and averaged 15.3 points, 10.3 rebounds and 4.5 blocks

M

13



IGNAS "IGGY" BRAZDEIKIS

Freshman

Guard/Forward | 6-7 | 216

Oakville, Ontario, Canada | Orangeville Prep

College of Literature, Science & the Arts | undecided major

Born on Jan. 8, 1999 in Kaunas, Lithuania

WHO IS BRAZDEIKIS ...

- High-volume scorer who is poised to have a breakout season as a freshman
- Known for bringing a constant level of confidence and energy
- Enjoys the game and is like a sponge learning from U-M coaches
- Plays left-handed, however, is primarily right-handed all other aspects of his life
- Born in Lithuania before settling and growing up in Canada
- First heard of Michigan's basketball program from U-M's former U-M star Nik Stauskas
- Avid fan of UFC and Connor McGregor; father (Sigis) was an amateur MMA Fighter

IGNAS BRAZDEIKIS | CAREER BESTS

	CAREER	2018-19 SEASON
Points	24, No. 11/13 North Carolina (11/28/18)	24, No. 11/13 North Carolina (11/28/18)
Field Goals	9 (3x), last: Binghamton (12/30/18)	9 (3x), last: Binghamton (12/30/18)
Field Goal Attempts	18 (2x), last: Binghamton (12/30/18)	18 (2x), last: Binghamton (12/30/18)
3-Pt. Field Goals	3 (2x), last: Binghamton (12/30/18)	3 (2x), last: Binghamton (12/30/18)
3-Pt. Field Goal Attempts	7, Air Force (12/22/18)	7, Air Force (12/22/18)
Free Throws	11, South Carolina (12/8/18)	11, South Carolina (12/8/18)
Free Throw Attempts	12, South Carolina (12/8/18)	12, South Carolina (12/8/18)
Rebounds	11, Penn State (1/3/19)	11, Penn State (1/3/19)
Assists	3, Holy Cross (11/10/18)	3, Holy Cross (11/10/18)
Blocks	1 (8x), last: at Illinois (1/10/19)	1 (8x), last: at Illinois (1/10/19)
Steals	2 (4x), last: Penn State (1/3/19)	2 (4x), last: Penn State (1/3/19)
Minutes	38, Penn State (1/3/19)	38, Penn State (1/3/19)

IGNAS BRAZDEIKIS | CAREER STATISTICS

Career	G	S	Min	Avg	FG	FGA	FG%	3FG	3FGA	3FG%	FT	FTA	FT%	Off	Def	Reb	Avg	Foul	DQ	Ast	Avg	TO	Blk	Stl	Pts	Avg	W	L
2018-19	17	17	499	29.4	91	187	.487	20	52	.385	64	83	.771	22	69	91	5.4	33	0	18	1.1	19	8	13	266	15.6	17	0
Totals	17	17	499	29.4	91	187	.487	20	52	.385	64	83	.771	22	69	91	5.4	33	0	18	1.1	19	8	13	266	15.6	17	0

IGNAS BRAZDEIKIS | 2018-19 GAME-BY-GAME

OPPONENT	DATE	RESULT	G-S	FG	3FG	FT	O-D	RB	PF	PTS	A	T	B	S	MIN
NORFOLK STATE	11/6/2018	W, 63-44	1-1	3-10	1-5	5-7	1-3	4	2	12	1	1	1	0	23
HOLY CROSS	11/10/2018	W, 56-37	1-1	5-9	1-2	8-8	2-5	7	1	19	3	2	0	1	26
at #8/8 Villanova	11/14/18	W, 73-46	1-1	7-11	0-1	4-4	3-4	7	1	18	0	1	0	2	32
vs. George Washington	11/17/2018	W, 84-61	1-1	2-5	0-1	1-3	1-2	3	2	5	2	2	0	1	25
vs. Providence	11/18/2018	W, 66-47	1-1	7-13	1-1	5-7	2-5	7	2	20	0	2	1	2	31
CHATTANOOGA	11/23/2018	W, 83-55	1-1	6-10	2-4	6-7	2-5	7	2	20	1	0	1	0	19
#11/13 N. CAROLINA	11/28/2018	W, 84-67	1-1	9-13	2-4	4-6	0-5	5	3	24	1	0	0	0	32
#19/18 PURDUE+	12/1/2018	W, 76-57	1-1	4-7	2-3	2-2	0-2	2	0	12	2	0	1	0	32
at Northwestern+	12/4/2018	W, 62-60	1-1	9-18	3-6	2-3	2-2	4	1	23	2	1	0	2	34
SOUTH CAROLINA	12/8/2018	W, 89-78	1-1	3-10	0-4	11-12	1-5	6	3	17	0	2	1	0	35
WESTERN MICHIGAN	12/15/2018	W, 70-62	1-1	2-7	0-1	0-3	0-1	1	3	4	0	0	0	1	29
AIR FORCE	12/22/2018	W, 71-50	1-1	7-13	3-7	2-2	1-4	5	1	19	2	2	1	1	32
BINGHAMTON	12/30/2018	W, 74-52	1-1	9-18	3-3	0-1	3-5	8	3	21	1	2	0	0	32
PENN STATE+	1/3/2019	W, 68-55	1-1	6-16	1-3	3-4	1-10	11	1	16	0	1	1	2	38
#21/22 INDIANA +	1/6/2019	W, 74-63	1-1	2-7	0-3	6-7	0-2	2	3	10	0	0	0	0	26
at Illinois+	1/10/2019	W, 79-69	1-1	5-11	1-2	4-5	2-6	8	2	15	1	3	1	1	31
NORTHWESTERN+	1/13/2019	W, 80-60	1-1	5-9	0-2	1-2	1-3	4	2	11	2	0	0	0	22
at Wisconsin+	1/19/2019														
MINNESOTA+	1/22/2019														
at Indiana+	1/25/2019														
OHIO STATE+	1/29/2019														
at Iowa+	2/1/2019														
at Rutgers+	2/5/2019														
WISCONSIN+	2/9/2019														
at Penn State+	2/12/2019														
MARYLAND+	2/16/2019														
at Minnesota+	2/21/2019														
MICHIGAN STATE+	2/24/2019														
NEBRASKA+	2/28/2019														
at Maryland+	3/3/2019														
at Michigan State+	3/9/2019														
BTT First Round	3/13/2019														
BTT Second Round	3/14/2019														
BTT Quarterfinal	3/15/2019														
BTT Semifinal	3/16/2019														
BTT Championship	3/17/2019														
NCAA First Round															
NCAA Second Round															
NCAA Sweet 16															
NCAA Elite Eight															
NCAA Final Four															
NCAA Championship															
^ overtime															

Complete Bio is available MGoBlue.com

Pronunciation: First name: "IG-ness" | Last name: "brah'z-day-kiss"

Player Notes

- (3x) Big Ten Freshman of the Week honoree
- Leads U-M in scoring with 15.4 points per game

Freshman (2018-19)

- Started all 17 games, averaging 29.4 minutes per game
- Leads U-M with 15.6 points per game
- Posted 15 double figure scoring games with team-best five 20-plus point games
 - Scored a career-best 24 against No. 11/13 North Carolina (Nov. 28)
 - Went 9-for-13 from field, 2-for-4 from deep and 4-for-6 on free throws
- Produced three straight 20-point games in mid-November
 - 20 vs. Providence (Nov. 18)
 - 20 against Chattanooga (Nov. 23)
 - 24 against No. 11/13 North Carolina (Nov. 28)
- Averaging 5.4 rebounds per game
 - Recorded 10 games of five-or-more rebounds
 - Grabbed a career-best 11 rebounds against Penn State (Jan. 3)
 - Notched his first career double-double adding 16 points against Nittany Lions
- Leads U-M with 83 trips to the free throw line, shooting 77.1 percent
 - Had a career-best 11-for-12 free throw line against South Carolina (Dec. 8)
- Shooting 48.7 percent from the field with 11 games of five-or-more field goals
- Third on U-M with 20 3-pointers
 - Made a career-best three 3-pointers at Northwestern (Dec. 4) and Binghamton (Dec. 30)

Prep Career

- Ontario Scholastic Basketball Association (OSBA) All-Star first team (2016, '17, '18), OSBA League MVP (2017, '18) and OSBA Tournament MVP (2017)
- As senior (2017-18), averaged 28.4 points and 8.4 rebounds, helping Orangeville Prep to a 22-10 record, a 15-1 OSBA League record and second straight OSBA League title
- As junior (2016-17), averaged 30.0 points and 10.0 rebounds, helping Orangeville to a 36-5 record, an 18-2 OSBA League record and the OSBA League title after a buzzer-beating victory, 99-97, over TRC Academy closing with 27 points and 10 rebounds in title game
- Scored 31 points in upset win over No. 1 ranked Oak Hill at the 2017 Jordan Brand Invitational
- Posted two 50 points games vs. Vaughan (March 11, 2017) and then vs. Prolific Prep (March 19, 2017) in the Cali vs Canada Showdown
- As sophomore (2015-16), led the team in scoring and helped Orangeville Prep to the OSBA League championship game, falling in overtime, 82-71, to Thon Maker and Athlete Institute Prep

M

23



BRANDON JOHNS, JR.

Freshman

Forward | 6-8 | 225

East Lansing, Michigan | East Lansing High School

College of Literature, Science & the Arts | undecided major

Born on December 14, 1999 in Lansing, Michigan

WHO IS JOHNS, JR. ...

- Extremely athletic player, who can score in many ways
- Continues to adjust to the collegiate level
- Good defensive motor, working to improve consistency in rebounding physicality
- Rated No. 60 on ESPN Top 100 in the Class of 2018
- One of the team comedians with his quick wit and impersonations

BRANDON JOHNS, JR. | CAREER BESTS

	CAREER	2018-19 SEASON
Points	8, No. 21/22 Indiana (1/6/19)	8, No. 21/22 Indiana (1/6/19)
Field Goals	4, No. 21/22 Indiana (1/6/19)	4, No. 21/22 Indiana (1/6/19)
Field Goal Attempts	5, No. 21/22 Indiana (1/6/19)	5, No. 21/22 Indiana (1/6/19)
3-Pt. Field Goals	1, vs. George Washington (11/17/18)	1, vs. George Washington (11/17/18)
3-Pt. Field Goal Attempts	1, vs. George Washington (11/17/18)	1, vs. George Washington (11/17/18)
Free Throws	2, No. 19/18 Purdue (12/1/18)	2, No. 19/18 Purdue (12/1/18)
Free Throw Attempts	2, No. 19/18 Purdue (12/1/18)	2, No. 19/18 Purdue (12/1/18)
Rebounds	8, No. 21/22 Indiana (1/6/19)	8, No. 21/22 Indiana (1/6/19)
Assists	1, at No. 8 Villanova (11/14/18)	1, at No. 8 Villanova (11/14/18)
Blocks	1 (2x), last: No. 21/22 Indiana (1/6/19)	1 (2x), last: No. 21/22 Indiana (1/6/19)
Steals	1, Norfolk State (11/6/18)	1, Norfolk State (11/6/18)
Minutes	13, No. 21/22 Indiana (1/6/19)	13, No. 21/22 Indiana (1/6/19)

BRANDON JOHNS, JR. | CAREER STATISTICS

Career	G	S	Min	Avg	FG	FGA	FG%	3FG	3FGA	3FG%	FT	FTA	FT%	Off	Def	Reb	Avg	Foul	DQ	Ast	Avg	TO	Blk	Stl	Pts	Avg	W	L
2018-19	12	0	52	4.3	6	9	.667	1	1	1.000	2	2	1.000	4	15	19	1.6	4	0	1	0.1	2	2	1	15	1.3	17	0
Totals	12	0	52	4.3	6	9	.667	1	1	1.000	2	2	1.000	4	15	19	1.6	4	0	1	0.1	2	2	1	15	1.3	17	0

BRANDON JOHNS, JR. | 2018-19 GAME-BY-GAME

OPPONENT	DATE	RESULT	G-S	FG	3FG	FT	O-D	RB	PF	PTS	A	B	S	MIN
NORFOLK STATE	11/6/2018	W, 63-44	1-0	0-0	0-0	0-0	0-1	1	0	0	0	0	1	5
HOLY CROSS	11/10/2018	W, 56-37	1-0	0-0	0-0	0-0	0-0	0	0	0	0	0	0	1
at #8/8 Villanova	11/14/18	W, 73-46	1-0	0-1	0-0	0-0	0-3	3	1	0	1	0	0	4
vs. George Washington	11/17/2018	W, 84-61	1-0	2-2	1-1	0-0	0-2	2	0	5	0	1	0	11
vs. Providence	11/18/2018	W, 66-47	1-0	0-0	0-0	0-0	0-2	2	0	0	0	1	0	3
CHATTANOOGA	11/23/2018	W, 83-55	1-0	0-1	0-0	0-0	1-0	1	0	0	0	0	0	4
#11/13 N. CAROLINA	11/28/2018	W, 84-67	DNP											
#19/18 PURDUE+	12/1/2018	W, 76-57	1-0	0-0	0-0	2-2	0-1	1	0	2	0	0	0	2
at Northwestern+	12/4/2018	W, 62-60	DNP											
SOUTH CAROLINA	12/8/2018	W, 89-78	DNP											
WESTERN MICHIGAN	12/15/2018	W, 70-62	DNP											
AIR FORCE	12/22/2018	W, 71-50	1-0	0-0	0-0	0-0	0-1	1	1	0	0	0	0	4
BINGHAMTON	12/30/2018	W, 74-52	1-0	0-0	0-0	0-0	0-0	0	0	0	0	0	1	0
PENN STATE+	1/3/2019	W, 68-55	1-0	0-0	0-0	0-0	0-0	0	1	0	0	0	0	2
#21/22 INDIANA +	1/6/2019	W, 74-63	1-0	4-5	0-0	0-0	3-5	8	1	8	0	0	1	13
at Illinois+	1/10/2019	W, 79-69	DNP											
NORTHWESTERN+	1/13/2019	W, 80-60	1-0	0-0	0-0	0-0	0-0	0	0	0	0	0	0	2
at Wisconsin+	1/19/2019													
MINNESOTA+	1/22/2019													
at Indiana+	1/25/2019													
OHIO STATE+	1/29/2019													
at Iowa+	2/1/2019													
at Rutgers+	2/5/2019													
WISCONSIN+	2/9/2019													
at Penn State+	2/12/2019													
MARYLAND+	2/16/2019													
at Minnesota+	2/21/2019													
MICHIGAN STATE+	2/24/2019													
NEBRASKA+	2/28/2019													
at Maryland+	3/3/2019													
at Michigan State+	3/9/2019													
BTT First Round	3/13/2019													
BTT Second Round	3/14/2019													
BTT Quarterfinal	3/15/2019													
BTT Semifinal	3/16/2019													
BTT Championship	3/17/2019													
NCAA First Round														
NCAA Second Round														
NCAA Sweet 16														
NCAA Elite Eight														
NCAA Final Four														
NCAA Championship														
^ overtime														

Complete Bio is available MGoBlue.com

Freshman (2018-19)

- Played in 12 games off the bench, averaging 4.3 minutes per game
 - Made his collegiate debut against Norfolk State (Nov. 6)
- Scored five points -- first collegiate -- against George Washington (Nov. 17)
- Had a career-day off the bench against No. 21/22 Indiana
 - With Isaiah Livers out due to injury, Johns had a career-best eight points and grabbed a career-best eight rebounds; finished the game 4-for-5 from field with two dunks
- Recorded his first collegiate block against Binghamton (Dec. 30)

Prep Career

- No. 60 in ESPN's Class of 2018; No. 1 in State of Michigan and No. 8 in Region
- Finalist for State of Michigan's Hal Schram Mr. Basketball award, finishing second in voting
- Associated Press Class A Player of the Year (2017), first team (2016, '17, '18)
- Detroit News Dream Team (2017, '18), Class A first team (2016)
- Detroit Free Press Dream Team (2018), Class A first team (2016, '17)
- Lansing State Journal Player of the Year (2016, '17), Dream Team (2018)
- Basketball Coaches Association of Michigan (BCAM) All-State Best of the Best (2018)
- Capital Area Activities Conference first team (2016, '17, '18)
- Four year varsity starter and team captain (2018) at East Lansing, playing under Steve Finamore
- Compiled a 81-15 prep record with a 51-8 CAAC record including back-to-back undefeated conference seasons in 2017 (14-0) and 2016 (14-0)
- Guided East Lansing to three straight Class A district titles (2016, '17, '18), regional title (2018), state quarterfinal (2018)
- As a senior (2017-18), averaged 28.1 points, 11.3 rebounds and 2.5 blocks; highlighted season scoring 51 points against Lansing Sexton (Dec. 20)
- As a junior (2016-17), led East Lansing to 24 straight wins before falling to Kalamazoo Central (75-60) in Class A regional title to close season 24-1; averaged 20.0 points, 10.0 rebounds and 3.0 blocks
- As a sophomore (2015-16), led East Lansing to 23 straight wins before falling to Lansing Everett (54-48) to finish 23-1; averaged 19.7 points, 10.3 rebounds and 2.9 blocks




C.J. BAIRD

Sophomore
Forward | 6-5 | 220
Novi, Michigan | Detroit Catholic Central
Stephen M. Ross School of Business | Business Administration major
Born on January 3, 1999 in Royal Oak, Michigan
WHO IS BAIRD ...

- Hired as a team manager at the beginning of last season before trying out and earning a roster spot as a walk-on.
- Strong outside shooter which helps with Scout Team preparation
- Became fan favorite after draining a bench-cheering, long distance three pointer against Texas A&M in 2018 NCAA Sweet 16
- Continues to work on developing overall game
- Enrolled in U-M's prestigious Stephen M. Ross School of Business
- Two-time captain at nearby Detroit Catholic Central, where he earned four varsity letters

C.J. BAIRD | CAREER BESTS

	CAREER	2018-19 SEASON
Points	3 (2x), last: Chattanooga (11/23/18)	3, Chattanooga (11/23/18)
Field Goals	1 (3x), last: Chattanooga (11/23/18)	1 (2x), last: Chattanooga (11/23/18)
Field Goal Attempts	2 (2x), last: Chattanooga (11/23/18)	2, Chattanooga (11/23/18)
3-Pt. Field Goals	1 (2x), last: Chattanooga (11/23/18)	1, Chattanooga (11/23/18)
3-Pt. Field Goal Attempts	2, Chattanooga (11/23/18)	2, Chattanooga (11/23/18)
Free Throws	none	none
Free Throw Attempts	none	none
Rebounds	1 (2x), last: No. 19/18 Purdue (12/1/18)	1, No. 19/18 Purdue (12/1/18)
Assists	1, UC Riverside (11/26/17)	none
Blocks	1, vs. Loyola-Chicago (3/31/18)	none
Steals	none	none
Minutes	4, UC Riverside (11/26/17)	3 (2x), last: Chattanooga (11/23/18)

C.J. BAIRD | CAREER STATISTICS

Career	G	S	Min	Avg	FG	FGA	FG%	3FG	3FGA	3FG%	FT	FTA	FT%	Off	Def	Reb	Avg	Foul	DQ	Ast	Avg	TO	Blk	Stl	Pts	Avg	W	L
2017-18	5	0	8	1.6	2	3	.667	1	2	.500	0	0	.000	0	1	1	0.2	0	0	1	0.2	1	1	0	5	1.0	33	8
2018-19	7	0	13	1.9	1	5	.200	1	3	.333	0	0	.000	1	0	1	0.1	0	0	0	0.0	1	0	0	0	0.0	17	0
Totals	12	0	21	1.8	3	8	.375	2	5	.400	0	0	.000	1	1	2	0.2	0	0	1	0.1	2	1	0	5	0.4	50	8

C.J. BAIRD | 2018-19 GAME-BY-GAME

OPPONENT	DATE	RESULT	G-S	FG	3FG	FT	O-D	RB	PF	PTS	A	B	S	MIN
NORFOLK STATE	11/6/2018	W, 63-44	1-0	0-0	0-0	0-0	0-0	0	0	0	0	0	0	2
HOLY CROSS	11/10/2018	W, 56-37	DNP											
at #8/8 Villanova	11/14/18	W, 73-46	0-0	0-0	0-0	0-0	0	0	0	0	0	0	0	2
vs. George Washington	11/17/2018	W, 84-61	1-0	0-0	0-0	0-0	0	0	0	0	0	0	0	3
vs. Providence	11/18/2018	W, 66-47	1-0	0-0	0-0	0-0	0-0	0	0	0	0	1	0	1
CHATTANOOGA	11/23/2018	W, 83-55	1-0	1-2	1-2	0-0	0-0	0	0	3	0	0	0	3
#11/13 N. CAROLINA	11/28/2018	W, 84-67	DNP											
#19/18 PURDUE+	12/1/2018	W, 76-57	1-0	0-1	0-0	0-0	1-0	1	0	0	0	0	0	1
at Northwestern+	12/4/2018	W, 62-60	DNP											
SOUTH CAROLINA	12/8/2018	W, 89-78	DNP											
WESTERN MICHIGAN	12/15/2018	W, 70-62	DNP											
AIR FORCE	12/22/2018	W, 71-50	0-1	0-1	0-0	0-0	0	0	0	0	0	0	0	1
BINGHAMTON	12/30/2018	W, 74-52	DNP											
PENN STATE+	1/3/2019	W, 68-55	DNP											
#21/22 INDIANA +	1/6/2019	W, 74-63	DNP											
at Illinois+	1/10/2019	W, 79-69	DNP											
NORTHWESTERN+	1/13/2019	W, 80-60	DNP											
at Wisconsin+	1/19/2019													
MINNESOTA+	1/22/2019													
at Indiana+	1/25/2019													
OHIO STATE+	1/29/2019													
at Iowa+	2/1/2019													
at Rutgers+	2/5/2019													
WISCONSIN+	2/9/2019													
at Penn State+	2/12/2019													
MARYLAND+	2/16/2019													
at Minnesota+	2/21/2019													
MICHIGAN STATE+	2/24/2019													
NEBRASKA+	2/28/2019													
at Maryland+	3/3/2019													
at Michigan State+	3/9/2019													
BTT First Round	3/13/2019													
BTT Second Round	3/14/2019													
BTT Quarterfinal	3/15/2019													
BTT Semifinal	3/16/2019													
BTT Championship	3/17/2019													
NCAA First Round														
NCAA Second Round														
NCAA Sweet 16														
NCAA Elite Eight														
NCAA Final Four														
NCAA Championship														
^ overtime														

Complete Bio is available MGoBlue.com
Michigan Career & Honors

- Michigan Academic Achievement (2018)
- Helped U-M set the program record for single season victories with 33 (33-8, 2017-18)
- Helped U-M win its second straight Big Ten Tournament title at MSG in New York City
 - > Despite not dressing, U-M won four games in four days to secure back-to-back titles
- Helped U-M to the No. 3 seed in the 2018 NCAA Tournament
 - > Despite not dressing, U-M advanced to the Final Four & national title game

Sophomore (2018-19)


- Come off the bench in seven games
- Knocked down a 3-pointer against Chattanooga for his first points of the season (Nov. 23)
- Grabbed a career-best-tying one rebounds against No. 19/18 Purdue

Freshman (2017-18)

- Started season as student manager before moving to walk-on status at the beginning of season
- A valuable member of the U-M practice squad, which was dubbed the new "Fab Five" by Coach John Beilein
- Played in five games off the bench
 - > Played in first collegiate game against UC Riverside (Nov. 26); playing four minutes
 - > Played final three minutes against Alabama A&M (Dec. 21); scoring first career basket
 - > Played in final minute vs. Texas A&M (March 22) in NCAA Sweet 16; made first career 3-pointer -- U-M's 14th of the lopsided win (99-72)
 - > Played in final seconds against Loyola-Chicago (March 31) and Villanova (April 2) in the Final Four and national title game

M

32



LUKE WILSON

Sophomore

Guard | 6-0 | 170

Boulder, Colorado | Boulder High School

School of Kinesiology | Sport Management major

Born on June 24, 1999 in Denver, Colorado

WHO IS WILSON ...

- *Joined the team as a preferred walk-on after growing up as a lifelong Michigan fan.*
- *Known for creating bench celebrations after big plays or charges drawn for the Wolverines*
- *Will be a valuable member of the practice squad*
- *Continues to work on developing overall game*
- *Left-handed*
- *Brother, Zach, graduated from Michigan in 2015 with a major in economics*

LUKE WILSON | CAREER BESTS

	CAREER	2018-19 SEASON
Points	none	none
Field Goals	none	none
Field Goal Attempts	1 (3x), last: No. 19/18 Purdue (12/1/18)	1 (2x), last: No. 19/18 Purdue (12/1/18)
3-Pt. Field Goals	none	none
3-Pt. Field Goal Attempts	1 (3x), last: No. 19/18 Purdue (12/1/18)	1 (2x), last: No. 19/18 Purdue (12/1/18)
Free Throws	none	none
Free Throw Attempts	1, UC Riverside (11/26/17)	none
Rebounds	2, Northwestern (1/13/19)	2, Northwestern (1/13/19)
Assists	none	none
Blocks	none	none
Steals	none	none
Minutes	4, UC Riverside (11/26/17)	4, vs. George Washington (11/17/18)

LUKE WILSON | CAREER STATISTICS

Career	G	S	Min	Avg	FG	FGA	FG%	3FG	3FGA	3FG%	FT	FTA	FT%	Off	Def	Reb	Avg	Foul	DQ	Ast	Avg	TO	Blk	Stl	Pts	Avg	W	L
2017-18	2	0	7	4.0	0	1	.000	0	1	.000	0	1	.000	0	0	0	0.0	1	0	0	0.0	1	0	0	0	0.0	33	8
2018-19	5	0	12	2.4	0	2	.000	0	2	.000	0	0	.000	1	1	2	0.4	0	0	0	0.0	1	0	0	0	0.0	17	0
Totals	7	0	19	2.7	0	3	.000	0	3	.000	0	1	.000	1	1	2	0.3	1	0	0	0.0	2	0	0	0	0.0	50	8

LUKE WILSON | 2018-19 GAME-BY-GAME

OPPONENT	DATE	RESULT	G-S	FG	3FG	FT	O-D	RB	PF	PTS	A	T	B	S	MIN
NORFOLK STATE	11/6/2018	W, 63-44	DNP												
HOLY CROSS	11/10/2018	W, 56-37	DNP												
at #8/8 Villanova	11/14/18	W, 73-46	DNP												
vs. George Washington	11/17/2018	W, 84-61	1-0	0-0	0-0	0-0	0-0	0	0	0	0	0	0	0	4
vs. Providence	11/18/2018	W, 66-47	1-0	0-1	0-1	0-0	0-0	0	0	0	0	0	0	0	2
CHATTANOOGA	11/23/2018	W, 83-55	1-0	0-0	0-0	0-0	0-0	0	0	0	0	1	0	0	3
#11/13 N. CAROLINA	11/28/2018	W, 84-67	DNP												
#19/18 PURDUE+	12/1/2018	W, 76-57	1-0	0-1	0-1	0-0	0-0	0	0	0	0	0	0	0	1
at Northwestern+	12/4/2018	W, 62-60	DNP												
SOUTH CAROLINA	12/8/2018	W, 89-78	DNP												
WESTERN MICHIGAN	12/15/2018	W, 70-62	DNP												
AIR FORCE	12/22/2018	W, 71-50	DNP												
BINGHAMTON	12/30/2018	W, 74-52	DNP												
PENN STATE+	1/3/2019	W, 68-55	DNP												
#21/22 INDIANA +	1/6/2019	W, 74-63	DNP												
at Illinois+	1/10/2019	W, 79-69	DNP												
NORTHWESTERN+	1/13/2019	W, 80-60	1-0	0-0	0-0	0-0	1-1	2	0	0	0	0	0	0	2
at Wisconsin+	1/19/2019														
MINNESOTA+	1/22/2019														
at Indiana+	1/25/2019														
OHIO STATE+	1/29/2019														
at Iowa+	2/1/2019														
at Rutgers+	2/5/2019														
WISCONSIN+	2/9/2019														
at Penn State+	2/12/2019														
MARYLAND+	2/16/2019														
at Minnesota+	2/21/2019														
MICHIGAN STATE+	2/24/2019														
NEBRASKA+	2/28/2019														
at Maryland+	3/3/2019														
at Michigan State+	3/9/2019														
BTT First Round	3/13/2019														
BTT Second Round	3/14/2019														
BTT Quarterfinal	3/15/2019														
BTT Semifinal	3/16/2019														
BTT Championship	3/17/2019														
NCAA First Round															
NCAA Second Round															
NCAA Sweet 16															
NCAA Elite Eight															
NCAA Final Four															
NCAA Championship															
^ overtime															

Complete Bio is available MGoBlue.com

Michigan Career & Honors

- Michigan Academic Achievement (2018)
- Helped U-M set the program record for single season victories with 33 (33-8, 2017-18)
- Helped U-M win its second straight Big Ten Tournament title at MSG in New York City
 - > Despite not dressing, U-M won four games in four days to secure back-to-back titles
- Helped U-M to the No. 3 seed in the 2018 NCAA Tournament
 - > Despite not dressing, U-M advanced to the Final Four & national title game


Sophomore (2018-19)

- Changed jersey number from No. 11 to No. 32, which was his older brother's (Zach) former jersey number
- Come off the bench in five games
- Grabbed his first two career rebounds against Northwestern (Jan. 13)

Freshman (2017-18)

- Joined the team as a preferred walk-on
- A valuable member of the U-M practice squad, which was dubbed the new "Fab Five" by Coach John Beilein
 - Played in two games off the bench
 - > Played in first collegiate game against UC Riverside (Nov. 26); playing four minutes
 - > Played final three minutes against Alabama A&M (Dec. 21)

M
44



JARON FAULDS

Sophomore
Forward | 6-10 | 225
Holt, Michigan | Holt High School | Columbia
College of Literature, Science & the Arts | undecided major
Born on June 6, 1999 in Holt, Michigan

WHO IS FAULDS ...

- Transfer from Columbia, who will sit out the 2018-19 season due to NCAA rules
- Preferred walk-on status with the program
- Brings value to the U-M Scout Team
- Will continue to work on overall game and improve strength with Camp Sanderson
- Originally from Holt, Michigan

JARON FAULDS | CAREER BESTS

	CAREER	2018-19 SEASON
Points	17, at Albany (12/2/17)	sitting out 2018-19 (transfer)
Field Goals	8, at Albany (12/2/17)	sitting out 2018-19 (transfer)
Field Goal Attempts	10, at Albany (12/2/17)	sitting out 2018-19 (transfer)
3-Pt. Field Goals	none	sitting out 2018-19 (transfer)
3-Pt. Field Goal Attempts	none	sitting out 2018-19 (transfer)
Free Throws	2 (2x), last: Navy (12/10/17)	sitting out 2018-19 (transfer)
Free Throw Attempts	4 (2x), last: Navy (12/10/17)	sitting out 2018-19 (transfer)
Rebounds	7, at Boston College (12/12/17)	sitting out 2018-19 (transfer)
Assists	1 (10x), last: at Dartmouth (3/2/18)	sitting out 2018-19 (transfer)
Blocks	4, Stony Brook (12/7/17)	sitting out 2018-19 (transfer)
Steals	1 (8x), last: at Harvard (3/3/18)	sitting out 2018-19 (transfer)
Minutes	28, at Albany (12/2/17)	sitting out 2018-19 (transfer)

JARON FAULDS | CAREER STATISTICS

Career	G	S	Min	Avg	FG	FGA	FG%	3FG	3FGA	3FG%	FT	FTA	FT%	Off	Def	Reb	Avg	Foul	DQ	Ast	Avg	TO	Blk	Stl	Pts	Avg	W	L
2017-18 (CLB)	26	1	369	14.2	53	89	.596	0	0	.000	10	23	.435	33	51	84	3.2	44	1	10	0.4	21	26	8	116	4.5	8	19
2018-19 (TR)	0	0	0	0.0	0	0	.000	0	0	.000	0	0	.000	0	0	0	0.0	0	0	0	0.0	0	0	0	0	0.0	17	0
Totals	26	1	369	14.2	53	89	.596	0	0	.000	10	23	.435	33	51	84	3.2	44	1	10	0.4	21	26	8	116	4.5	25	19

JARON FAULDS | 2018-19 GAME-BY-GAME

OPPONENT	DATE	RESULT	G-S	FG	3FG	FT	O-D	RB	PF	PTS	A	TO	B	S	MIN
NORFOLK STATE	11/6/2018	W, 63-44	DNP												
HOLY CROSS	11/10/2018	W, 56-37	DNP												
at #8/8 Villanova	11/14/118	W, 73-46	DNP												
vs. George Washington	11/17/2018	W, 84-61	DNP												
vs. Providence	11/18/2018	W, 66-47	DNP												
CHATTANOOGA	11/23/2018	W, 83-55	DNP												
#11/13 N. CAROLINA	11/28/2018	W, 84-67	DNP												
#19/18 PURDUE+	12/1/2018	W, 76-57	DNP												
at Northwestern+	12/4/2018	W, 62-60	DNP												
SOUTH CAROLINA	12/8/2018	W, 89-78	DNP												
WESTERN MICHIGAN	12/15/2018	W, 70-62	DNP												
AIR FORCE	12/22/2018	W, 71-50	DNP												
BINGHAMTON	12/30/2018	W, 74-52	DNP												
PENN STATE+	1/3/2019	W, 68-55	DNP												
#21/22 INDIANA +	1/6/2019	W, 74-63	DNP												
at Illinois+	1/10/2019	W, 79-69	DNP												
NORTHWESTERN+	1/13/2019	W, 80-60	DNP												
at Wisconsin+	1/19/2019														
MINNESOTA+	1/22/2019														
at Indiana+	1/25/2019														
OHIO STATE+	1/29/2019														
at Iowa+	2/1/2019														
at Rutgers+	2/5/2019														
WISCONSIN+	2/9/2019														
at Penn State+	2/12/2019														
MARYLAND+	2/16/2019														
at Minnesota+	2/21/2019														
MICHIGAN STATE+	2/24/2019														
NEBRASKA+	2/28/2019														
at Maryland+	3/3/2019														
at Michigan State+	3/9/2019														
BTT First Round	3/13/2019														
BTT Second Round	3/14/2019														
BTT Quarterfinal	3/15/2019														
BTT Semifinal	3/16/2019														
BTT Championship	3/17/2019														
NCAA First Round															
NCAA Second Round															
NCAA Sweet 16															
NCAA Elite Eight															
NCAA Final Four															
NCAA Championship															
^ overtime															

Complete Bio is available MGoBlue.com

Sophomore (2018-19)


- Transferred from Columbia University as a preferred walk-on
- Will have to sit out the season due to NCAA transfer rules

Freshman (2017-18) | Columbia

- Played 26 games with one start
- In his only start at West Point (Nov. 21), he finished with six points and five rebounds in 18 minutes
- Averaged 4.5 points per game, with two double figure scoring games
 - > Scored a career-best 17 points at Albany (Dec. 2), after going 8-for-10 from the field
 - > Scored 12 points in following game at Quinnipiac (Dec. 4), going 5-for-7 from the field
- Averaged 3.2 rebounds per game, with six games of five-or-more rebounds
 - > Grabbed a career-best seven rebounds at Boston College (Dec. 12)
- Second on Columbia with 26 blocks (1.0 per game)
 - > Posted four games with three-or-more blocks
 - > Swatted a career-best four against Harvard (Feb. 2)
- Shot 59.6 percent from the field
- Averaged 14.2 minutes per game

M

14



RICO OZUNA-HARRISON

Sophomore

Guard | 5-11 | 170

Detroit, Michigan | Cass Tech High School

College of Literature, Science and the Arts | undecided major

Born on September 20th, 1999 in Detroit, Mich.

WHO IS OZUNA-HARRISON ...

- Quiet personality off the court, but very aggressive challenging U-M players in practice
- Quick and speedy guard
- Valuable member of U-M's scout team
- Known for his defensive pressure
- Caught coach Beilein's eye during the walk-on tryout period; earning a place on U-M's scout team

RICO OZUNA-HARRISON | CAREER BESTS

	CAREER	2018-19 SEASON
Points	none	none
Field Goals	none	none
Field Goal Attempts	1 (2x), last: Northwestern (1/13/19)	1, Northwestern (1/13/19)
3-Pt. Field Goals	none	none
3-Pt. Field Goal Attempts	1 (2x), last: Northwestern (1/13/19)	1, Northwestern (1/13/19)
Free Throws	none	none
Free Throw Attempts	none	none
Rebounds	1, Alabama A&M (12/21/17)	none
Assists	none	none
Blocks	none	none
Steals	none	none
Minutes	3, Alabama A&M (12/21/17)2	2, Northwestern (1/13/19)

RICO OZUNA-HARRISON | CAREER STATISTICS

Career	G	S	Min	Avg	FG	FGA	FG%	3FG	3FGA	3FG%	FT	FTA	FT%	Off	Def	Reb	Avg	Foul	DQ	Ast	Avg	TO	Blk	Stl	Pts	Avg	W	L
2017-18 (COL)	26	1	369	14.2	53	89	.596	0	0	.000	10	23	.435	33	51	84	3.2	44	1	10	0.4	21	26	8	116	4.5	8	19
2018-19	1	0	2	2.0	0	1	.000	0	0	.000	0	0	.000	0	0	0	0.0	1	0	0	0.0	1	0	0	0	0.0	17	0
Totals	2	0	5	2.5	0	2	.000	0	1	.000	0	0	.000	0	1	1	0.5	1	0	0	0.0	1	0	0	0	0.0	50	8

RICO OZUNA-HARRISON | 2018-19 GAME-BY-GAME

OPPONENT	DATE	RESULT	G-S	FG	3FG	FT	O-D	RB	PF	PTS	A	T	B	S	MIN
NORFOLK STATE	11/6/2018	W, 63-44	DNP												
HOLY CROSS	11/10/2018	W, 56-37	DNP												
at #8/8 Villanova	11/14/18	W, 73-46	DNP												
vs. George Washington	11/17/2018	W, 84-61	DNP												
vs. Providence	11/18/2018	W, 66-47	DNP												
CHATTANOOGA	11/23/2018	W, 83-55	DNP												
#11/13 N. CAROLINA	11/28/2018	W, 84-67	DNP												
#19/18 PURDUE+	12/1/2018	W, 76-57	DNP												
at Northwestern+	12/4/2018	W, 62-60	DNP												
SOUTH CAROLINA	12/8/2018	W, 89-78	DNP												
WESTERN MICHIGAN	12/15/2018	W, 70-62	DNP												
AIR FORCE	12/22/2018	W, 71-50	DNP												
BINGHAMTON	12/30/2018	W, 74-52	DNP												
PENN STATE+	1/3/2019	W, 68-55	DNP												
#21/22 INDIANA +	1/6/2019	W, 74-63	DNP												
at Illinois+	1/10/2019	W, 79-69	DNP												
NORTHWESTERN+	1/13/2019	W, 80-60	1-0	0-1	0-1	0-0	0-0	0	1	0	0	1	0	0	2
at Wisconsin+	1/19/2019														
MINNESOTA+	1/22/2019														
at Indiana+	1/25/2019														
OHIO STATE+	1/29/2019														
at Iowa+	2/1/2019														
at Rutgers+	2/5/2019														
WISCONSIN+	2/9/2019														
at Penn State+	2/12/2019														
MARYLAND+	2/16/2019														
at Minnesota+	2/21/2019														
MICHIGAN STATE+	2/24/2019														
NEBRASKA+	2/28/2019														
at Maryland+	3/3/2019														
at Michigan State+	3/9/2019														
BTT First Round	3/13/2019														
BTT Second Round	3/14/2019														
BTT Quarterfinal	3/15/2019														
BTT Semifinal	3/16/2019														
BTT Championship	3/17/2019														
NCAA First Round															
NCAA Second Round															
NCAA Sweet 16															
NCAA Elite Eight															
NCAA Final Four															
NCAA Championship															
^ overtime															

Complete Bio is available MGoBlue.com

Michigan Career & Honors

- Michigan Academic Achievement (2018)
- Helped U-M set the program record for single season victories with 33 (33-8, 2017-18)
- Helped U-M win its second straight Big Ten Tournament title at MSG in New York City
 - > Despite not dressing, U-M won four games in four days to secure back-to-back titles
- Helped U-M to the No. 3 seed in the 2018 NCAA Tournament
 - > Despite not dressing, U-M advanced to the Final Four & national title game

Sophomore (2018-10)

- Continues to be a valuable member of U-M practice squad
- Made first appearance of the season against Northwestern (Jan. 13) off the bench

Freshman (2017-18)

- Added to the team after walk-on tryouts; member of the scout team
- A valuable member of the U-M practice squad, which was dubbed the new "Fab Five" by Coach John Beilein
- Played in one game off the bench
 - > Played in first collegiate game against Alabama A&M (Dec. 21), playing three minutes

2018-19 Michigan Basketball
Michigan Combined Team Statistics (as of Jan 13, 2019)
All games

RECORD:	OVERALL	HOME	AWAY	NEUTRAL
ALL GAMES	17-0	12-0	3-0	2-0
CONFERENCE	6-0	4-0	2-0	0-0
NON-CONFERENCE	11-0	8-0	1-0	2-0

#	Player	gp-gs	min	avg	Total		3-Point		F-Throw		Rebounds								a	to	blk	stl	pts	avg
					fg-fga	fg%	3fg-fga	3fg%	ft-fa	ft%	off	def	tot	avg	pf	dq								
13	Brazdeikis, Ignas	17-17	499	29.4	91-187	.487	20-52	.385	64-83	.771	22	69	91	5.4	33	0	18	19	8	13	266	15.6		
01	Matthews, Charles	17-17	533	31.4	88-195	.451	17-52	.327	47-75	.627	34	52	86	5.1	28	0	20	30	9	23	240	14.1		
02	Poole, Jordan	17-17	552	32.5	77-154	.500	39-87	.448	35-42	.833	5	54	59	3.5	32	0	37	28	4	13	228	13.4		
03	Simpson, Xavier	17-17	549	32.3	58-131	.443	16-48	.333	15-27	.556	4	74	78	4.6	33	0	101	29	1	26	147	8.6		
15	Teske, Jon	17-17	459	27.0	55-108	.509	8-27	.296	24-43	.558	31	82	113	6.6	36	0	18	8	37	14	142	8.4		
04	Livers, Isaiah	15-0	322	21.5	42-81	.519	22-48	.458	14-18	.778	15	45	60	4.0	24	0	13	10	8	12	120	8.0		
55	Brooks, Eli	17-0	265	15.6	24-57	.421	10-32	.313	2-3	.667	1	20	21	1.2	14	0	27	13	3	4	60	3.5		
51	Davis, Austin	14-0	67	4.8	9-13	.692	0-0	.000	1-3	.333	5	8	13	0.9	14	0	2	4	1	1	19	1.4		
23	Johns Jr., Brandon	12-0	52	4.3	6-9	.667	1-1	1.000	2-2	1.000	4	15	19	1.6	4	0	1	2	2	1	15	1.3		
11	Castleton, Colin	7-0	17	2.4	2-7	.286	0-1	.000	2-7	.286	6	7	13	1.9	5	0	1	2	0	0	6	0.9		
00	DeJulius, David	11-0	34	3.1	2-10	.200	1-7	.143	1-4	.250	0	2	2	0.2	4	0	2	3	0	3	6	0.5		
24	Baird, CJ	7-0	13	1.9	1-5	.200	1-3	.333	0-0	.000	1	0	1	0.1	0	0	0	1	0	0	3	0.4		
05	Nunez, Adrien	10-0	25	2.5	0-7	.000	0-7	.000	0-0	.000	1	2	3	0.3	3	0	0	1	0	0	0	0.0		
32	Wilson, Luke	5-0	12	2.4	0-2	.000	0-2	.000	0-0	.000	1	1	2	0.4	0	0	0	1	0	0	0	0.0		
14	Ozuna-Harrison	1-0	2	2.0	0-1	.000	0-1	.000	0-0	.000	0	0	0	0.0	1	0	0	1	0	0	0	0.0		
Team											28	26	54					9						
Total.....		17	3401		455-967	.471	135-368	.367	207-307	.674	158	457	615	36.2	231	0	240	161	73	110	1252	73.6		
Opponents.....		17	3400		375-945	.397	83-275	.302	130-201	.647	137	409	546	32.1	278	2	164	226	46	56	963	56.6		

TEAM STATISTICS	MICH	OPP	Date	Opponent	Score	Att.
SCORING	1252	963	1	11/06/18	NORFOLK STATE	w 63-44 10109
Points per game	73.6	56.6	1	11/10/18	HOLY CROSS	w 56-37 12355
Scoring margin	+17.0	-	2	11/14/18	at Villanova	w 73-46 6501
FIELD GOALS-ATT	455-967	375-945	3	11/17/18	vs George Washington	w 84-61 7231
Field goal pct	.471	.397	3	11/18/18	vs Providence	w 66-47 6825
3 POINT FG-ATT	135-368	83-275		11/23/18	CHATTANOOGA	w 83-55 12010
3-point FG pct	.367	.302	4	11/28/18	NORTH CAROLINA	w 84-67 12707
3-pt FG made per game	7.9	4.9	*	12/01/18	PURDUE	w 76-57 12707
FREE THROWS-ATT	207-307	130-201	*	12/04/18	at Northwestern	w 62-60 7039
Free throw pct	.674	.647		12/08/18	SOUTH CAROLINA	w 89-78 12707
F-Throws made per game	12.2	7.6		12/15/18	WESTERN MICHIGAN	w 70-62 12707
REBOUNDS	615	546		12/22/18	AIR FORCE	w 71-50 12707
Rebounds per game	36.2	32.1		12/30/18	BINGHAMTON	w 74-52 12707
Rebounding margin	+4.1	-	*	01/03/19	PENN STATE	w 68-55 12707
ASSISTS	240	164	*	01/06/19	INDIANA	w 74-63 12707
Assists per game	14.1	9.6	*	01/10/19	at Illinois	w 79-69 10770
TURNOVERS	161	226	*	01/13/19	NORTHWESTERN	w 80-60 12707
Turnovers per game	9.5	13.3	* = Conference game			
Turnover margin	+3.8	-	1 = Basketball Hall of Fame Tip-Off, Ann Arbor, Mich. (Crisler Center)			
Assist/turnover ratio	1.5	0.7	2 = Gavitt Games, Villanova, Pa. (Finneran Pavilion)			
STEALS	110	56	3 = Basketball Hall of Fame Tip-Off, Uncasville, Conn. (Mohegan Sun)			
Steals per game	6.5	3.3	4 = ACC/B1G Challenge, Ann Arbor, Mich. (Crisler Center)			
BLOCKS	73	46				
Blocks per game	4.3	2.7				
ATTENDANCE	148837	38366				
Home games-Avg/Game	12-12403	3-8103				
Neutral site-Avg/Game	-	2-7028				

Score by Periods	1st	2nd	Totals
Michigan	617	635	1252
Opponents	442	521	963

2018-19 Michigan Basketball
Michigan Combined Team Statistics (as of Jan 13, 2019)
Conference games only

RECORD:	OVERALL	HOME	AWAY	NEUTRAL
ALL GAMES	6-0	4-0	2-0	0-0
CONFERENCE	6-0	4-0	2-0	0-0
NON-CONFERENCE	0-0	0-0	0-0	0-0

##	Player	gp-gs	min	avg	Total		3-Point		F-Throw		Rebounds				pf	dq	a	to	blk	stl	pts	avg
					fg-fga	fg%	3fg-fga	3fg%	ft-fa	ft%	off	def	tot	avg								
02	Poole, Jordan	6-6	212	35.3	30-57	.526	11-29	.379	17-19	.895	1	14	15	2.5	10	0	11	11	1	3	88	14.7
13	Brazdeikis, Ignas	6-6	183	30.5	31-68	.456	7-19	.368	18-23	.783	6	25	31	5.2	9	0	7	5	3	5	87	14.5
03	Simpson, Xavier	6-6	212	35.3	33-71	.465	8-27	.296	6-9	.667	3	22	25	4.2	12	0	32	7	0	8	80	13.3
01	Matthews, Charles	6-6	195	32.5	28-65	.431	6-14	.429	9-14	.643	11	18	29	4.8	12	0	9	16	2	9	71	11.8
15	Teske, Jon	6-6	188	31.3	25-45	.556	7-16	.438	13-20	.650	10	39	49	8.2	11	0	10	3	12	6	70	11.7
04	Livers, Isaiah	4-0	78	19.5	6-15	.400	2-8	.250	5-5	1.000	3	7	10	2.5	7	0	1	2	2	2	19	4.8
23	Johns Jr., Brandon	4-0	19	4.8	4-5	.800	0-0	.000	2-2	1.000	3	6	9	2.3	2	0	0	0	1	0	10	2.5
55	Brooks, Eli	6-0	78	13.0	4-12	.333	2-7	.286	0-0	.000	1	5	6	1.0	5	0	5	5	1	1	10	1.7
51	Davis, Austin	6-0	22	3.7	2-2	1.000	0-0	.000	0-0	.000	0	4	4	0.7	11	0	1	2	0	0	4	0.7
14	Ozuna-Harrison	1-0	2	2.0	0-1	.000	0-1	.000	0-0	.000	0	0	0	0.0	1	0	0	1	0	0	0	0.0
32	Wilson, Luke	2-0	3	1.5	0-1	.000	0-1	.000	0-0	.000	1	1	2	1.0	0	0	0	0	0	0	0	0.0
24	Baird, CJ	1-0	1	1.0	0-1	.000	0-0	.000	0-0	.000	1	0	1	1.0	0	0	0	0	0	0	0	0.0
05	Nunez, Adrien	2-0	3	1.5	0-0	.000	0-0	.000	0-0	.000	0	0	0	0.0	1	0	0	0	0	0	0	0.0
00	DeJulius, David	3-0	4	1.3	0-1	.000	0-0	.000	0-0	.000	0	1	1	0.3	1	0	0	0	0	1	0	0.0
Team											9	9	18					4				
Total.....		6	1200		163-344	.474	43-122	.352	70-92	.761	49	151	200	33.3	82	0	76	56	22	35	439	73.2
Opponents.....		6	1200		144-339	.425	32-104	.308	44-64	.688	49	139	188	31.3	85	0	62	70	22	24	364	60.7

TEAM STATISTICS	MICH	OPP
SCORING	439	364
Points per game	73.2	60.7
Scoring margin	+12.5	-
FIELD GOALS-ATT	163-344	144-339
Field goal pct	.474	.425
3 POINT FG-ATT	43-122	32-104
3-point FG pct	.352	.308
3-pt FG made per game	7.2	5.3
FREE THROWS-ATT	70-92	44-64
Free throw pct	.761	.688
F-Throws made per game	11.7	7.3
REBOUNDS	200	188
Rebounds per game	33.3	31.3
Rebounding margin	+2.0	-
ASSISTS	76	62
Assists per game	12.7	10.3
TURNOVERS	56	70
Turnovers per game	9.3	11.7
Turnover margin	+2.3	-
Assist/turnover ratio	1.4	0.9
STEALS	35	24
Steals per game	5.8	4.0
BLOCKS	22	22
Blocks per game	3.7	3.7
ATTENDANCE	50828	17809
Home games-Avg/Game	4-12707	2-8904
Neutral site-Avg/Game	-	0-0

Date	Opponent		Score	Att.
* 12/01/18	PURDUE	w	76-57	12707
* 12/04/18	at Northwestern	w	62-60	7039
* 01/03/19	PENN STATE	w	68-55	12707
* 01/06/19	INDIANA	w	74-63	12707
* 01/10/19	at Illinois	w	79-69	10770
* 01/13/19	NORTHWESTERN	w	80-60	12707

* = Conference game

1 = Basketball Hall of Fame Tip-Off, Ann Arbor, Mich. (Crisler Center)

2 = Gavitt Games, Villanova, Pa. (Finneran Pavilion)

3 = Basketball Hall of Fame Tip-Off, Uncasville, Conn. (Mohegan Sun)

4 = ACC/B1G Challenge, Ann Arbor, Mich. (Crisler Center)

Score by Periods	1st	2nd	Totals
Michigan	238	201	439
Opponents	169	195	364