

WISCONSIN

MEN'S BASKETBALL

NIGEL HAYES

THIRD-TEAM ALL-BIG TEN
BIG TEN ALL-TOURNAMENT TEAM

ETHAN HAPP

SECOND-TEAM ALL-AMERICAN
FIRST-TEAM ALL-BIG TEN
BIG TEN ALL-TOURNAMENT TEAM

BRONSON KOENIG

SECOND-TEAM ALL-BIG TEN
BIG TEN ALL-TOURNAMENT TEAM



2017 NCAA TOURNAMENT GUIDE

MARCH 24 & 26 ■ MADISON SQUARE GARDEN ■ NEW YORK, N.Y.



WISCONSIN BASKETBALL



0 D'MITRIK TRICE
G, Fr., 6-0, 178
Huber Heights, Ohio



1 BREVIN PRITZL
G, R-Fr., 6-3, 195
De Pere, Wis.



2 ALEEM FORD
F, Fr., 6-8, 208
Lawrenceville, Ga.



3 ZAK SHOWALTER
G, R-Sr., 6-3, 185
Germantown, Wis.



4 MATT FERRIS
G, R-So., 6-6, 200
Appleton, Wis.



5 AARON MOESCH
F, R-Jr., 6-8, 226
Green Bay, Wis.



10 NIGEL HAYES
F, Sr., 6-8, 240
Toledo, Ohio



11 JORDAN HILL
G, R-Jr., 6-4, 172
Pasadena, Calif.



15 CHARLES THOMAS
F, So., 6-8, 252
Highland, Md.



20 T.J. SCHLUNDT
G, R-So., 6-5, 191
Oconomowoc, Wis.



21 KHALIL IVERSON
G, So., 6-5, 212
Delaware, Ohio



22 ETHAN HAPP
F, R-So., 6-10, 232
Milan, Ill.



24 BRONSON KOENIG
G, Sr., 6-3, 190
La Crosse, Wis.



25 ALEX ILLIKAINEN
F, So., 6-9, 232
Grand Rapids, Minn.



30 VITTO BROWN
F, Sr., 6-8, 235
Bowling Green, Ohio



31 MICHAEL BALLARD
G, Fr., 6-4, 194
Oak Park, Ill.



33 ANDY VAN VLIET
F, So., 7-0, 224
Antwerp, Belgium



GREG GARD
Head Coach
2nd season at UW



LAMONT PARIS
Assoc. Head Coach
7th season at UW



HOWARD MOORE
Assistant Coach
7th season at UW



JOE KRABbenhOFT
Assistant Coach
1st season at UW

WISCONSIN ROSTER	POS	HT	WT	YR/ELIG	HOMETOWN (HIGH SCHOOL)
0 D'Mitrik Trice	G	6-0	178	Fr./Fr.	Huber Heights, Ohio (Wayne/IMG Academy)
1 Brevin Pritzl	G	6-3	195	So./Fr.	De Pere, Wis. (HS)
2 Aleem Ford^	F	6-8	208	Fr./Fr.	Lawrenceville, Ga. (Archer/IMG Academy)
3 Zak Showalter***	G	6-3	185	Sr./Sr.	Germantown, Wis. (HS)
4 Matt Ferris*	G	6-6	200	Jr./So.	Appleton, Wis. (Xavier)
5 Aaron Moesch**	F	6-8	226	Sr./Jr.	Green Bay, Wis. (Southwest)
10 Nigel Hayes***	F	6-8	240	Sr./Sr.	Toledo, Ohio (Whitmer)
11 Jordan Hill**	G	6-4	172	Sr./Jr.	Pasadena, Calif. (LaSalle/Exeter Academy [N.H.])
15 Charles Thomas, IV*	F	6-8	252	So./So.	Highland, Md. (River Hill)
20 T.J. Schlundt*	G	6-5	191	Jr./So.	Oconomowoc, Wis. (St. John's Military Academy)
21 Khalil Iverson*	F	6-5	212	So./So.	Delaware, Ohio (Hayes)
22 Ethan Happ*	F	6-10	232	Jr./So.	Milan, Ill. (Rockridge)
24 Bronson Koenig***	G	6-3	190	Sr./Sr.	La Crosse, Wis. (Aquinas)
25 Alex Illikainen*	F	6-9	232	So./So.	Grand Rapids, Minn. (HS/Brewster Academy)
30 Vitto Brown***	F	6-8	235	Sr./Sr.	Bowling Green, Ohio (HS)
31 Michael Ballard^	G	6-4	194	Fr./Fr.	Oak Park, Ill. (Fenwick)
33 Andy Van Vliet	F	7-0	224	So./So.	Antwerp, Belgium

* letters earned | # 5th-year senior | ^ will redshirt 2016-17 season

WISCONSIN PRONUNCIATION GUIDE

0	Duh-MEE-trick Trice
1	Brevin PRIT-zull
5	Aaron mayshh
24	Bronson KAY-nig
25	Alex ill-eh-KAY-nin
30	VEE-toe Brown
33	Andy Van VLEET

Joe CRAB-en-hoft

Head Coach: Greg Gard (2nd); **Associate Head Coach:** Lamont Paris (7th); **Assistant Coaches:** Howard Moore (7th), Joe Krabbenhoft (1st);

Dir. of Basketball Operations: Katherine Vosters; **Strength & Conditioning:** Erik Helland; **Athletic Trainer:** Henry Perez-Guerra; **Video Coord.:** A.J. Van Handel

2016-17 SCHEDULE

Date	Opponent	Time
NOV. 11	CENTRAL ARKANSAS	W, 79-47
Nov. 15	at Creighton [^] [22]	L, 67-79
NOV. 17	CHICAGO STATE	W, 69-51
2016 Maui Jim Maui Invitational		
Nov. 21	vs. Tennessee	W, 74-62
Nov. 22	vs. Georgetown	W, 73-57
Nov. 23	vs. North Carolina [4]	L, 56-71
NOV. 27	PRAIRIE VIEW A&M	W, 95-50
NOV. 29	SYRACUSE* [22]	W, 77-60
DEC. 3	OKLAHOMA	W, 90-70
DEC. 7	IDAHO STATE	W, 78-44
Dec. 10	at Marquette	W, 93-84
DEC. 14	GREEN BAY	W, 73-59
DEC. 23	FLORIDA A&M	W, 90-37
DEC. 27	RUTGERS	W, 72-52
Jan. 3	at Indiana [25]	W, 75-68
Jan. 8	at Purdue [20]	L, 55-66
Jan. 12	OHIO STATE	W, 89-66
Jan. 17	MICHIGAN	W, 68-64
Jan. 21	at Minnesota	W, 78-76 (ot)
Jan. 24	PENN STATE	W, 82-55
Jan. 28	vs. Rutgers (NYC)	W, 61-54 (ot)
Jan. 31	at Illinois	W, 57-43
Feb. 5	INDIANA	W, 65-60
Feb. 9	at Nebraska	W, 70-69 (ot)
Feb. 12	NORTHWESTERN	L, 59-66
Feb. 16	at Michigan	L, 58-64
Feb. 19	MARYLAND [23]	W, 71-60
Feb. 23	at Ohio State	L, 73-83
Feb. 26	at Michigan State	L, 74-85
March 2	IOWA	L, 57-59
March 5	MINNESOTA	W, 66-49

Big Ten Tournament - Washington, D.C.

March 10	vs. Indiana	W, 70-60
March 11	vs. Northwestern	W, 76-48
March 12	vs. Michigan	L, 56-71

NCAA Tourn. - 1st/2nd Round - Buffalo, N.Y.

Mar. 16	vs. (9) Virginia Tech	W, 84-74
Mar. 18	vs. (1) Villanova [1]	W, 65-62

NCAA Tourn. - Sweet 16 - New York, N.Y.

Mar. 24	vs. (4) Florida [20]	9:59 pm ET
---------	----------------------	------------

[^] Gavitt Games | * Big Ten/ACC Challenge

FOLLOW UW BASKETBALL

- ▶ **WEBSITE:** www.UWBadgers.com
- ▶ **TWITTER:** @BadgerMBB
- ▶ **FACEBOOK:** /WisconsinMensBasketball
- ▶ **INSTAGRAM:** BadgerMBB
- ▶ **YOUTUBE:** WisconsinBadgers
- ▶ **SNAPCHAT:** OfficialBadgers

GAME 35

(8) WISCONSIN (27-9, 12-6) VS. (4) FLORIDA (26-8, 14-4)

MARCH 24 ■ 9:59 PM (ET) ■ NEW YORK, N.Y. ■ MADISON SQUARE GARDEN (19,812) ■ TBS

TV TBS
Verne Lundquist, Jim Spanarkel & Allie LaForce

National Radio Westwood One
Ian Eagle & John Thompson

Wisconsin Radio Badger Radio Network
Matt Lepay & Mike Lucas

All-Time vs. Florida Series tied, 2-2
Last Meeting UW won, 59-53 (11/12/13)



FLORIDA GATORS

Rankings (AP/Coaches): 20/17
Head Coach: Mike White
Record at UF: 47-23 (2nd Year)
Overall: 148-63 (6th Year)



WISCONSIN BADGERS

Rankings (AP/Coaches): 24/23
Head Coach: Greg Gard
Record at WIS: 40-17 (2nd Year)
Overall: 40-17 (2nd Year)

WHAT YOU NEED TO KNOW ABOUT WISCONSIN

- **SWEET SUCCESS:** Wisconsin has advanced to its 4th-consecutive Sweet 16 and the team's 6th trip in the last 7 years. UW is the only school to accomplish either feat.
The Badgers have won 13 NCAA tournament games over the last 4 years, the highest mark in all of college basketball.
- **NCAA TOURNEY VETERANS:** Seniors **Nigel Hayes** and **Bronson Koenig** rank 1st and 2nd among all active players in NCAA tournament points scored. Hayes has scored 166 and Koenig 159.
- **ALL THEY DO IS WIN:** UW's 4-man senior class has registered 115 wins, equaling the school's highest 4-year total.
- **GARD IS SWEET:** Greg Gard is just the 3rd coach in the last 20 years to pilot his team to the Sweet 16 in each of his first 2 years as a head coach, joining Mark Few (Gonzaga) and Steve Lavin (UCLA).
- **MARCH INTO APRIL:** Over the last 4 seasons, Wisconsin has posted a record of 25-7 (.781) during the month of March. That is the best winning percentage and most wins among Big Ten teams.
- **THE BIG THREE:** Wisconsin's big three of Bronson Koenig, Nigel Hayes and Ethan Happ have raised their level play in the postseason, combining for 51.0 ppg and shooting 52.1% collectively during the NCAA tournament. Koenig is averaging 22.5 ppg, shooting 47.8% (11-23) from 3-point range. Hayes (17.0p, 9.0r) and Happ (11.0p, 8.0r) are nearly averaging a double-double in the Big Dance.
- **TAKING DOWN NO. 1:** Wisconsin knocked off No. 1 overall seed Villanova in the second round. The Badgers have now posted 5 wins over No. 1 or No. 2 seeds in the last 4 NCAA tournaments. Wisconsin owns a total of 4 wins over No. 1 seeds since 2000, the most of any team.
- **CONSISTENCY MODEL:** UW has reached 20 wins for the 11th-straight season (longest streak in Big Ten) and posted a winning record in league play for a record 17th-consecutive season.
- **ALL-AMERICAN HAPP:** A second-team All-American, **Ethan Happ** is the nation's only player to lead his team in points, rebounds, assists, blocks and steals during conference play.
A first-team All-Big Ten pick and the AP's Big Ten Defensive Player of the Year, Happ averaged 14.6 ppg, 8.6 rpg, 3.0 assists, 1.6 blocks and 2.3 steals during Big Ten play.
- **KINGS OF THE ROAD:** Over the last 4 seasons, UW is 58-23 (.716) in road/neutral games, owning the 7th-best win pct. in college hoops. The Badgers are 29-8 (.784) in neutral games over that span.
- **HAYES PRAISE:** A Senior CLASS Award finalist, **Nigel Hayes** is one of the most versatile players in Big Ten history. Ranking 4th on UW's all-time scoring list, Hayes is 1 of just 2 players in Big Ten history to tally 1,800 points, 700 rebounds and 300 assists, joining MSU's Steve Smith (pg 6).
- **KLUTCH KOENIG:** Wisconsin's career 3-point king with 267 triples, **Bronson Koenig** is at his best when the game is on the line. Over the last 2 seasons, he has gone 36-for-71 (.507) from 3-point range in the final 5:00 and overtime.
- **OWN THE PAINT:** The Badgers have scored 292 more points in the paint than their opponents, a margin of +8.1 ppg. UW has only been outscored in the paint on 8 occasions (3-5 in those games).
- **WISCONSIN RECIPE:** The Badgers simply don't beat themselves. UW ranks 11th in the NCAA in scoring defense (61.8 ppg), 23rd in fewest fouls per game and 26th in fewest turnovers per game.
- **OT IS "OUR TIME":** UW has won 8 consecutive overtime games. Of those 8, only 1 came at home.



Wisconsin is the nation's only team to reach the Sweet 16 in each of the last 4 seasons.

QUICK FACTS

University of Wisconsin
Madison, WI 53711

Founded 1848
Enrollment 42,041
Nickname Badgers
School Colors Cardinal and White
Affiliation NCAA Division I
Conference Big Ten
Chancellor Rebecca Blank
Director of Athletics Barry Alvarez
Website www.UWBadgers.com
Twitter @BadgerMBB
Facebook /WisconsinMensBasketball

**HEAD COACH - GREG GARD**

Seasons 2nd at UW/2nd overall
Overall Record 42-17 (.712)
Record at Wisconsin 42-17 (.712)
Big Ten Record 24-12 (.667)
NCAA Tournament Record 4-1 (.800)

KOHL CENTER

Opened Jan. 17, 1998
Capacity 17,287
Student Section Grateful Red
Overall record at Kohl Center 274-41 (.870)
Kohl Center Record under Gard 23-4 (.852)

ALL-TIME RECORD

- 118th season of basketball
- Years: 1898 to present
- Overall record: 1,576-1,181 (.570)
- Big Ten record: 802-836 (.490)
- NCAA tournament record: 38-21 (.644)
- Big Ten tournament record: 23-17 (.575)

BIG TEN CHAMPIONSHIPS (18)

Titles: 1907, 1908, 1912, 1913, 1914, 1916,
1918, 1921, 1923, 1924, 1929, 1935,
1941, 1947, 2002, 2003, 2008, 2015

BIG TEN TOURN. TITLES (3)

Titles: 2004, 2008, 2015

NCAA TOURNAMENT HISTORY

Appearances (23): 1941, 1947, 1994, 1997,
1999, 2000, 2001, 2002,
2003, 2004, 2005, 2006,
2007, 2008, 2009, 2010,
2011, 2012, 2013, 2014,
2015, 2016, 2017

National Championship: 1941

Final Four (4): 1941, 2000, 2014, 2015

Elite Eight (6): 1941, 1947, 2000, 2005,
2014, 2015

Sweet 16 (11): 1941, 2000, 2003, 2005, 2008,
2011, 2012, 2014, 2015, 2016,
2017

WISCONSIN'S PROBABLE STARTERS

No.	Name	Pos.	Yr.	Pts.	Reb.	Ast.	FG%	3FG%	FT%
3	ZAK SHOWALTER	G	Sr.	8.1	2.8	1.8	.495	.393	.830
Former walk-on; B1G All-Defensive Team honoree also ranks 3rd for UW shooting 39% 3FG (48-122)									
10	NIGEL HAYES	F	Sr.	13.8	6.6	2.7	.452	.304	.593
Leads all active players with 166 career NCAA tournament pts; 3rd on UW's scoring list (1,835 pts)									
22	ETHAN HAPP	F	So.	13.8	9.1	2.8	.584	---	.494
First-team All-Big Ten; AP Big Ten Defensive POY; led UW in pts, reb, ast, blk & stl during conf. play									
24	BRONSON KOENIG	G	Sr.	14.5	2.1	2.0	.422	.395	.902
Second-team All-Big Ten; career-high 28 pts vs. Virginia Tech (3/16), including a UW record eight 3FGs									
30	VITTO BROWN	F	Sr.	6.8	3.9	0.9	.396	.313	.742
Never attempted a 3 his first 2 seasons, but was a 40% 3FG last year; now at 31.3% 3FG this season									

WISCONSIN'S KEY RESERVES

No.	Name	Pos.	Yr.	Pts.	Reb.	Ast.	FG%	3FG%	FT%
0	D'MITRIK TRICE	G	Fr.	5.8	1.9	1.7	.383	.422	.789
True freshman leads all reserves in points (5.8), assists (1.7) and minutes (18.6); 2 career starts									
11	JORDAN HILL	G	Jr.	1.6	1.1	0.5	.352	.257	.667
Last year, averaged 15.6 min & 2.9 pts per game; this season, T2nd in games played by UW reserves									
21	KHALIL IVERSON	G/F	So.	3.9	3.2	0.6	.538	.308	.564
Athletic swingman has played in 68 career games; 11 pts + career highs in reb (7), ast (3) vs. VT (3/18)									

BADGERS IN THE BIG DANCE

6

Wisconsin is the nation's only team to reach 6 Sweet 16s in the last 7 seasons. The Badgers have made the NCAA tournament's second weekend in 2011, 2012, 2014, 2015, 2016 and 2017.

13

Wisconsin has won 13 NCAA tournament games over the last 4 seasons, the most of any team in the nation. Kentucky is second with 12 tourney wins since 2014.

4

Wisconsin is the nation's only team to advance to each of the last 4 Sweet 16s. The Badgers' string of 4 straight equals the longest streak in Big Ten history.

29

Wisconsin has won 29 NCAA tournament games in 16 seasons with Greg Gard on staff. In the 63 years of the NCAA tournament prior to Gard's arrival in 2001-02, the Badgers won a total of 9 games.

19

Wisconsin is participating in its 19th-consecutive NCAA tournament, the 5th-longest streak in NCAA history.

3

Wisconsin has made 3 trips to the Final Four since 2000, one of just 11 schools to make that claim -- Michigan St. (6), Kentucky (4), Duke (4), UConn (4), North Carolina (5), Florida (4), Kansas (4) and Syracuse (3).

SWEET 16 STAPLES

Over the last 7 years, Wisconsin has experienced as much success in the NCAA tournament as nearly any program in the nation.

► The Badgers are making their 4th-consecutive trip to the Sweet 16, the nation's only team to accomplish that feat.

UW's 4 straight Sweet 16 appearances also matches the Big Ten record for consecutive trips to the second weekend of the NCAA tournament.

Most Consecutive Sweet 16s, Big Ten

Appearances	Team	Years
4	Indiana	1991-94
4	Michigan State	1998-01
4	Ohio State	2010-13
4	Michigan State	2012-15
4	Wisconsin	2014-17

► The Badgers have recorded 13 NCAA tournament wins in the last 4 years, the top mark in the nation. Kentucky (12) and North Carolina (10) are the only other schools with at least 10 wins over that span.

NCAA Tournament Wins (last 4 years, since 2014)

Team	Wins
1. Wisconsin	13
2. Kentucky	12
3. North Carolina	10
4. Duke	9
Villanova	9

► Wisconsin is also the nation's only team to have been to the Sweet 16 in 6 of the last 7 seasons.

Sweet 16 Appearances, Last 7 Seasons

Total	Team	Total	Team
6	Wisconsin	5	Kansas
5	Arizona	5	Kentucky
5	Florida	5	North Carolina

► Wisconsin has gone 17-5 in the NCAA tournament over the last 7 seasons. The Badgers' 17 wins since 2011 rank 2nd in the nation, trailing only Kentucky (22).

GARD MAKING HISTORY

► Greg Gard has now piloted the Badgers to the Sweet 16 in each of his first 2 years as a head coach. Over the last 20 years, only 2 other coaches have taken their team to the NCAA tournament's second weekend in their first 2 seasons in charge.

Sweet 16s, First Two Seasons as a Head Coach

Coach	School	Years
Greg Gard	Wisconsin	2016-17
Mark Few	Gonzaga	2000-01
Steve Lavin	UCLA	1996-97

► The Badgers are 4-1 in the NCAA tournament under Gard. Last season, in Gard's first year, 7th-seeded UW defeated No. 10 Pitt and No. 2 Xavier to advance to the Sweet 16. The Badgers eventually fell to No. 6 Notre Dame.

► The Badgers have been to the NCAA tournament in all 16 seasons Greg Gard has been on the bench (14 as an assistant and 2 as head coach). In those 16 appearances, UW owns a 29-15 (.659) record and has advanced to 9 Sweet 16s, 3 Elite Eights and the 2014 and 2015 Final Four.

► Wisconsin's 29 NCAA tourney wins since 2001-02 (Bo Ryan/Greg Gard era) rank 7th in the nation and 2nd among Big Ten teams (Michigan St., 31).

► What Bo Ryan/Greg Gard have accomplished at Wisconsin is impressive for any school, but considering UW's NCAA tournament history prior to 2002, it is particularly staggering.

Wisconsin in the NCAA Tournament

	1939-2002	2002-Present
Seasons	63	16
Appearances	7	16
Wins	9	29

UW IN THE NCAA TOURNEY

UW is making its 23rd appearance in the NCAA tournament. The Badgers are 38-21 (.644) all-time in the Big Dance, advancing to 4 Final Fours and winning the 1941 NCAA title.

► The Badgers earned a No. 8 seed in the East Region. UW has been seeded 8th or higher in 10 of the last 11 years.

► Wisconsin is 7-2 all-time as a No. 8 seed. The Badgers advanced all the way to the 2000 Final Four as a No. 8 seed, knocking off No. 9 Fresno State, No. 1 Arizona, No. 4 LSU and No. 6 Purdue.

UW also went 1-1 as a No. 8 seed in 2002, beating No. 9 St. John's before falling to eventual national champion, No. 1 seeded Maryland.

► Since 2002, the Badgers have gone 14-2 in opening-round NCAA tournament games. UW's only two first-round losses came as a No. 9 seed in 2006 and a No. 5 seed in 2013.

► UW has won 12 of its last 13 NCAA tournament games played in the month of March.

► This marks the 10th time UW has been in the East Region, most recently advancing to the Sweet 16 in Philadelphia last season. The Badgers' only national championship came out of the East Region in 1941.

► Wisconsin has qualified for each of the last 19 consecutive NCAA tournaments, the 5th-longest streak in NCAA history.

► UW's 19 consecutive NCAA tournaments is also tied as the 2nd-longest streak in Big Ten history. Only MSU's active streak of 20 consecutive is longer.

NCAA, All-Time Longest NCAA Tourn. Streaks

# Seasons	Team	Years
28	Kansas	1990-present
27	North Carolina	1975-2001
22	Duke	1996-present
20	Michigan State	1998-present
19	Wisconsin	1999-present
19	Gonzaga	1999-present
18	Indiana	1986-2003
17	Kentucky	1992-2008

WISCONSIN IN THE NCAA TOURNAMENT

NCAA Tournament Appearances: 23rd

NCAA Tournament Record: 38-21 (.644)

Record vs. Lower seeds: 25-9

Record vs. Higher seeds: 8-10

Record vs. Same seeds: 1-1

Record in un-seeded years: 4-1

Tournament Record By Round

Round of 64	16-5
Round of 32	10-6
Sweet 16	4-5
Elite 8	4-1
Final Four	2-3
Regional Consolation	1-0
Championship	1-1

Wisconsin by NCAA Seed Since 1979

1	5-1
2	5-2
3	2-1
4	5-3
5	2-3
6	4-3
7	2-2
8	7-2
9	1-2
10	0-0
11	0-0
12	1-1
13	0-0
14	0-0
15	0-0
16	0-0

Wisconsin vs. NCAA Seeds Since 1979

1	4-7
2	2-0
3	0-1
4	2-1
5	3-0
6	2-1
7	1-1
8	2-3
9	3-0
10	2-2
11	3-1
12	1-3
13	4-0
14	2-0
15	2-0
16	1-0

UW vs. 2017 NCAA Field (8-7)

Creighton	0-1	North Carolina	0-1
Marquette	1-0	Northwestern	1-1
Maryland	1-0	Purdue	0-1
Michigan	1-2	Villanova	1-0
Michigan St.	0-1	Virginia Tech	1-0
Minnesota	2-0	Total	8-7

NCAA All-Tournament Honors

Year	Award	Player
1941	Tournament MOP	John Kotz
2000	West Region MOP	Jon Bryant
	All-West Region	Mike Kelley
	All-West Region	Andy Kowske
2005	All-Syracuse Region	Sharif Chambliss
	All-Syracuse Region	Alando Tucker
2012	All-East Region	Jordan Taylor
2014	West Region MOP	Frank Kaminsky
	All-West Region	Traevon Jackson
2015	West Region MOP	Sam Dekker
	All-West Region	Frank Kaminsky
	All-West Region	Josh Gasser
	All-Final Four	Frank Kaminsky
	All-Final Four	Sam Dekker

HISTORY vs. FLORIDA

- Overall: Series tied, 2-2
- In NCAA Tourn.: First meeting
- Active Streak: UW won last 1



► Friday's game marks the 5th-ever meeting between Wisconsin and Florida. The Badgers and Gators split a pair of home-and-home series, with each team winning the contests on their home floor.

► Wisconsin won the most recent meeting, with a 59-53 victory in Madison in 2013. UW senior **Nigel Hayes** played 18 minutes in that contest, scoring 8 points (4-7 FGs) and grabbing 2 rebounds.

ALL-TIME MEETINGS (Tied 2-2)

Date	Result	Score	Location
12/20/67	W	86-81	Madison, Wis.
12/21/68	L	66-71	Gainesville, Fla.
11/14/12	L	56-74	Gainesville, Fla.
11/12/13	W	59-53	Madison, Wis.

ALL-TIME AT THE GARDEN

The Badgers are making their second trip to Madison Square Garden of the season and their third trip in the last 14 months.

► Wisconsin played Rutgers earlier this season at MSG as part of a "Super Saturday" doubleheader. The Badgers men's hockey team played Ohio State that same evening.

The Badgers defeated Rutgers, 61-54, in overtime. Sophomore **Ethan Happ** scored a career-high 32 points, including the game-tying basket with 0:02 left to force overtime. He also tallied 6 rebounds, 3 assists, 2 blocks and 4 steals.

Nigel Hayes grabbed 11 rebounds to go with 7 points and 4 assists in the win.

► Last season, Wisconsin participated in the 2015 2K Classic at the World's Most Famous Arena, suffering a 71-61 loss to Georgetown before knocking off VCU, 74-73. **Bronson Koenig** hit the game-winning shot against VCU on a spinning, left-handed lay-in with 5.9 seconds left. Koenig finished with 22 points in the win.

► Wisconsin also played in the previous building known as Madison Square Garden (closed in 1968) 5 times, going 3-2.

UW went 1-1 in the 1947 NCAA Tournament, losing to City College of NY in the semifinals and beating Navy in the third-place game.

UW also went 2-1 in the 1961 ECAC Holiday Festival, beating Providence and Dayton and losing to Cincinnati.

BEEN THERE, DONE THAT

► No active player has been more productive in the NCAA tournament than Wisconsin's senior duo of **Nigel Hayes** and **Bronson Koenig**. Hayes leads all active players with 166 points scored in NCAA tournament games and Koenig is right behind with 159 career NCAA tournament points.

NCAA Tournament Points, Active Players

Player (School)	Points
1. Nigel Hayes (Wis.)	166
2. Bronson Koenig (Wis.)	159
3. Justin Jackson (UNC)	158
4. Josh Hart (Villanova)	143
5. Grayson Allen (Duke)	142

► Koenig has also made the most 3FGs in the NCAA tournament of any active player. Koenig is 31-for-79 (.391) from long range.

BACK-TO-BACK FINAL FOURS

► On the strength of a Final Four win over previously-unbeaten Kentucky, Wisconsin advanced to the 2015 national championship game, its first title appearance since 1941.

► Including a trip to the national semifinal in 2014, the Badgers made back-to-back Final Fours, giving them 4 appearances in school history.

► UW was the 9th team in Big Ten history to make back-to-back trips to the Final Four.

► Wisconsin is one of just 11 schools to make 3 or more trips to the Final Fours since 2000, joining only MSU (6), UNC (5), Kentucky (4), Duke (4), UConn (4), Florida (4), Kansas (4) and Syracuse (3).

WE MARCH

Over the last 4 seasons, Wisconsin has been at its best late in the season. During the month of March, the Badgers are 25-7 (.781) since 2013-14, the best winning percentage among Big Ten teams.

► The Badgers' 25 wins in the month of March are also the most of any Big Ten team over the last 4 years. Michigan State is second with 22.

► That includes a mark of 19-6 (.760) in postseason play over the last 4 seasons. UW is 6-3 in the Big Ten tournament and 13-3 in the NCAA tournament.

Record in March, Since 2013-14

Team	Record	Pct.
1. Wisconsin	25-7	.781
2. Michigan	20-8	.714
3. Michigan State	22-10	.688
4. Maryland	11-9	.579

GIANT SLAYERS

► Wisconsin has knocked off a No. 1 or No. 2 seed in each of the last 4 NCAA tournaments. Over that span, the Badgers have tallied three wins over No. 1 seeds and two wins over teams seeded No. 2.

Record in March, Since 2013-14

Year	Opponent	Score	Round
2014	#1 Arizona	W, 64-63 (ot)	Elite Eight
2015	#2 Arizona	W, 85-78	Elite Eight
	#1 Kentucky	W, 71-64	Final Four
2016	#2 Xavier	W, 66-63	2nd Round
2017	#1 Villanova	W, 65-62	2nd Round

TAKING ON NO. 1

► Wisconsin has a knack for defeating No. 1 seeds in the NCAA tournament. This season's 65-62 win over top-seeded Villanova was the Badgers' 4th win over a No. 1 seed. It was also the team's second time doing it as a No. 8 seed.

Opponent	Score	Year/Round
#1 Arizona	W, 66-59	2000 2nd Round
#1 Arizona	W, 64-63 (ot)	2014 Elite Eight
#1 Kentucky	W, 71-64	2015 Final Four
#1 Villanova	W, 65-62	2017 2nd Round

► UW has 4 wins over No. 1-seeded teams since 2000, equaling the most of any program over that span.

Most wins over No. 1 seeds, since 2000

Wins	Team	Years
4	Wisconsin	2000, 2014, 2015, 2017
4	Kansas	2003, 2008, 2008, 2012
4	Michigan St.	2005, 2009, 2009, 2014
4	Syracuse	2003, 2003, 2013, 2016

► Wisconsin's win on Saturday also marked the school's 4th win over the No. 1 ranked team in the AP poll. Wisconsin has won 3 of its last 4 matchups with the nation's top team.

Wisconsin win's over AP No. 1

1962	Ohio State W, 86-67	Madison
2011	Ohio State W, 71-67	Madison
2015	Kentucky W, 71-64	Indianapolis
2017	Villanova W, 65-62	Buffalo

TWO-SPORT SUCCESS

► UW's football team has qualified for a bowl game and its men's basketball team has earned an invitation to the NCAA tournament for 15 straight years (every year since the start of the 2002 season). That is the longest streak in NCAA history. The next longest streak belongs to Texas, which qualified for a bowl and the NCAA tournament 12 straight seasons from 1998-99 to 2009-10.

Longest NCAA Tourn./Bowl Streaks, NCAA History

Wisconsin	15 years	(2002-03 to 2015-16)
Texas	12 years	(1998-99 to 2009-10)
Michigan St.	9 years	(2007-08 to 2015-16)
Florida	9 years	(1998-99 to 2006-07)

► Currently, the next-longest active streak is just 4 years, held by North Carolina and Baylor.

► Since the start of the 1996 season (over the last 21 years), Wisconsin's football and men's basketball teams have combined for more bowl appearances and NCAA tournament appearances than any other school in the country. The Badgers have played in 20 bowl games and 20 NCAA tournaments over that span, for a total of 40.

Most Bowl & NCAA Tourn. Appearances, Since 1996

40	Wisconsin (20 NCAA, 20 bowls)
35	Florida (15 NCAA, 20 bowls)
34	Texas (18 NCAA, 16 bowls)
34	Michigan State (20 NCAA, 14 bowls)

► Wisconsin is the 6th school to make an appearance in a New Year's Six bowl and advance to the Sweet 16 in the same academic year.

Of those 6, only Wisconsin and Michigan State (2014-15) have won a New Year's Six bowl game and advanced to the Sweet 16 in the same academic year.



WISCONSIN'S ROAD TO THE SWEET 16



HOW DID WE GET HERE?

The 8th-seeded Badgers advanced to the 2017 Sweet 16 with an 84-74 win over No. 9 seed Virginia Tech before taking down the top-overall seed, Villanova, 65-62, in the second round.

COMEBACK KIDS:

► In UW's win over Villanova, the Badgers erased a 7-point deficit with just over 5:00 left to play. Wisconsin has now trailed in the second half of 8 of their last 12 NCAA tournament wins.

UW's Recent NCAA Tournament Comebacks

Year	Rd.	Opponent	2nd-Half Deficit	Final
2014	2nd	Oregon (7)	12 (37-49)	85-77
2014	E8	Arizona (1)	5 (25-30)	64-63
2015	S16	N. Carolina (4)	7 (46-53)	79-72
2015	E8	Arizona (2)	3 (30-33)	85-78
2015	F4	Kentucky (1)	4 (56-60)	71-64
2016	1st	Pittsburgh (10)	6 (18-24)	47-43
2016	2nd	Xavier (2)	8 (51-59)	66-63
2017	2nd	Villanova (1)	7 (50-57)	65-62

► Wisconsin has done an incredible job of closing games during this year's tournament. Against Virginia Tech, UW outscored the Hokies 10-1 in the final 2:25. VT went 0-for-6 from the field over that stretch.

In the win over Villanova, the Badgers outscored the Wildcats 15-5 over the final 5:15. Nova went 1-for-4 from the field with 2 turnovers in the final 5:15 of the game.

TEAM NOTES:

► UW is averaging 9.5 3-point field goals per game in the NCAA tournament, which ranks 4th among the field. The Badgers were 13-for-31 from 3-point range vs. Virginia Tech, equaling a season high for made triples.

The Badgers have hit double-digit 3-pointers in 4 of the last 6 games, going 4-0 in such contests. UW is 10-2 on the year when hitting at least 10 3-pointers in a game.

► UW has out-rebounded each of its two NCAA tournament opponents by an average margin of +8.0.

The Badgers are pulling down an average of 14.5 offensive rebounds per game during the 2017 Big Dance, which ranks 4th among the field. UW had 17 offensive boards vs. VT and 12 against Nova.

UW's 29 offensive rebounds have led to 31 second-chance points in 2 games.

INDIVIDUAL NOTES:

► Senior **Bronson Koenig** is averaging 22.5 ppg during the 2017 NCAA Tourney, the 4th-highest total among players in the Sweet 16.

Scoring, Sweet 16 Teams, NCAA Tourn.

Player (School)	PPG
1. Sindarius Thornwell (S. Carolina)	26.5
2. Tyler Dorsey (Oregon)	25.5
3. Trevon Bluiett (Xavier)	25.0
4. Bronson Koenig (Wisconsin)	22.5
3. Vincent Edwards (Purdue)	21.0

► Koenig is 11-for-23 (.478) from 3-point range during the tournament, leading all players in the field in 3FGs.

He also now holds the UW career record, connecting on 31 NCAA tournament 3-pointers.

► Koenig is averaging 9.9 ppg in 16 career NCAA tournament games, going 31-79 (.392) from 3-point range -- the most career 3FGs in UW's NCAA tournament history.

► Senior **Nigel Hayes** is averaging 17.5 ppg and 9.0 rpg during the 2017 NCAA Tournament. He has grabbed 11 offensive boards and gone 11-for-16 from the FT line in 2 games.

► With 166 career points in the NCAA tournament, Hayes leads all active players and ranks 3rd all-time at Wisconsin. Hayes is averaging 10.4 ppg in his NCAA tournament career.

Hayes also owns 79 career rebounds in the NCAA tournament, the 2nd-highest total in school history. He trails only Frank Kaminsky, who grabbed 92 boards from 2012-15.

► Sophomore **Ethan Happ** is averaging 11.0 ppg and 8.0 rpg per game in the 2017 NCAA Tournament. He also leads the Badgers with 5 assists, 5 blocks and 3 steals in the 2 games.

► For his career, Happ is averaging 13.8 ppg and 8.8 rpg while shooting 63.0% from the field in 5 NCAA tournament games.

► Senior **Vitto Brown** is 4-for-9 from 3-point range during the 2 NCAA tournament games this season. For his career, Brown is shooting 44.0% from long range during the Big Dance, going 11-for-25.

ROAD TO THE SWEET 16

1st Round: (8) UW 84, (9) Va. Tech 74

► Wisconsin won its opening game of the NCAA tournament of the 11th time in the last 12 years. The Badgers scored their most points since Jan. 24 and posted the 5th-highest scoring NCAA tourney game in school history.

► UW went 13-for-31 from 3-point range and went 19-for-25 (76.0%) at the free throw line, the team's highest FT% (min. 10 FTAs) since Dec. 23.

► Koenig scored a career-high 28 points and set a school record with 8 3-pointers, going 8-for-17 from downtown.

Koenig's 28-point performance equaled UW's 3rd-highest scoring output in an NCAA tournament game.

Over the last 5 years, only 3 players have hit 8+ triples in an NCAA tournament game.

Most 3FGs, NCAA Tournament, Since 2013

#	Player (School)	Opponent, Year
9	Bryce Alford (UCLA)	... vs. SMU, 2015
8	Buddy Hield (Okla.)	... vs. Oregon, 2016
8	Bronson Koenig (Wis.)	... vs. Va. Tech, 2017

► Senior **Nigel Hayes** posted a double-double for the third-consecutive game and his first in an NCAA tournament game, finishing with 16 points and 10 rebounds (6 offensive).

Hayes went 8-for-9 at the free throw line, hitting his final 8 shots from the charity stripe.

► Sophomore **Ethan Happ** tallied 10 points with 8 rebounds and 3 blocks. Sophomore **Khalil Iverson** contributed 11 points (7-10 FTs) and matched career highs with 7 rebounds and 3 assists in 21 minutes off the bench.

2nd Round: (8) UW 65, (1) Villanova 62

► Trailing 57-50 with 5:15 remaining, Wisconsin closed the game on a 15-5 run, including the game-winning lay-up from **Nigel Hayes** with 11.4 seconds remaining.

► UW held Villanova 15 points below its scoring average and the Wildcats' 62 points was their 4th-lowest total of the year.

► The Badgers shot 53.1% from the field, the team's highest mark since Dec. 10 at Marquette (58.2%).

► UW had four players score in double figures for the 3rd time in 5 postseason games.

► Hayes led Wisconsin with 19 points and 8 rebounds (5 offensive) in 39 minutes. He has scored in double digits in 8 straight games, averaging 15.1 ppg over that stretch.

► Senior **Bronson Koenig**, who sat for 8:00 of the second half after picking up his 4th foul, finished with 17 points (3-6 3FGs), hitting game-tying and go-ahead 3-pointers in the final minutes.

► Sophomore **Ethan Happ** tallied 12 points and 8 rebounds. He also added team highs in assists (3), blocks (2) and steals (2).

► Senior **Vitto Brown** hit a trio of 3-pointers to finished with 10 points. He also recorded the game-sealing steal when he stripped Villanova senior Josh Hart with UW clinging to a 2-point lead and 0:04 remaining.

Brown connected on his most 3FGs since hitting 3 at Ohio State on Feb. 23. In fact, it marked just his 5th game this season with 3+ 3-pointers.

WISCONSIN ALL-TIME RESULTS IN THE NCAA TOURNAMENT

Year	Date	Region	Round	Site	UW Seed	Opponent	W/L	Score
1941	March 21	East	Regional Semifinals	Madison, Wis.		Dartmouth	W	51-50
	March 22	East	Regional Finals	Madison, Wis.		Pittsburgh	W	36-30
	March 29	East	Championship	Kansas City, Mo.		Washington St.	W	39-34
1947	March 20	East	Regional Semifinals	New York, N.Y.		CCNY	L	56-70
	March 22	East	Regional Consolation	New York, N.Y.		Navy	W	50-49
1994	March 17	West	First	Ogden, Utah	No. 9	(8) Cincinnati	W	80-72
	March 19	West	Second	Ogden, Utah	No. 9	(1) Missouri	L	96-109
1997	March 14	East	First	Pittsburgh, Pa.	No. 7	(10) Texas	L	58-71
1999	March 12	East	First	Charlotte, N.C.	No. 5	(12) SW Missouri St.	L	32-43
2000	March 16	West	First	Salt Lake City, Utah	No. 8	(9) Fresno State	W	66-56
	March 18	West	Second	Salt Lake City, Utah	No. 8	(1) Arizona	W	66-59
	March 23	West	Sweet 16	Albuquerque, N.M.	No. 8	(4) LSU	W	61-48
	March 25	West	Elite Eight	Albuquerque, N.M.	No. 8	(6) Purdue	W	64-60
	April 1	West	Final Four	Indianapolis, Ind.	No. 8	(1) Michigan State	L	41-53
2001	March 15	West	First	Boise, Idaho	No. 6	(11) Georgia State	L	49-50
2002	March 15	East	First	Washington, D.C.	No. 8	(9) St. John's	W	80-70
	March 17	East	Second	Washington, D.C.	No. 8	(1) Maryland	L	57-87
2003	March 20	Midwest	First	Spokane, Wash.	No. 5	(12) Weber State	W	81-74
	March 22	Midwest	Second	Spokane, Wash.	No. 5	(13) Tulsa	W	61-60
	March 27	Midwest	Sweet 16	Minneapolis, Minn.	No. 5	(1) Kentucky	L	57-63
2004	March 19	East Rutherford	First	Milwaukee, Wis.	No. 6	(11) Richmond	W	76-64
	March 21	East Rutherford	Second	Milwaukee, Wis.	No. 6	(3) Pittsburgh	L	55-59
2005	March 18	Syracuse	First	Oklahoma City, Okla.	No. 6	(11) Northern Iowa	W	57-52
	March 20	Syracuse	Second	Oklahoma City, Okla.	No. 6	(14) Bucknell	W	71-62
	March 25	Syracuse	Sweet 16	Syracuse, N.Y.	No. 6	(10) N.C. State	W	65-56
	March 27	Syracuse	Elite Eight	Syracuse, N.Y.	No. 6	(1) North Carolina	L	82-88
2006	March 17	Minneapolis	First	Philadelphia, Pa.	No. 9	(8) Arizona	L	75-94
2007	March 16	Midwest	First	Chicago, Ill.	No. 2	(15) Texas A&M-CC	W	76-63
	March 18	Midwest	Second	Chicago, Ill.	No. 2	(7) UNLV	L	68-74
2008	March 20	Midwest	First	Omaha, Neb.	No. 3	(14) Cal State Fullerton	W	71-56
	March 22	Midwest	Second	Omaha, Neb.	No. 3	(11) Kansas State	W	72-55
	March 28	Midwest	Sweet 16	Detroit, Mich.	No. 3	(10) Davidson	L	56-73
2009	March 20	East	First	Boise, Idaho	No. 12	(5) Florida State	W	61-59 (ot)
	March 22	East	Second	Boise, Idaho	No. 12	(4) Xavier	L	49-60
2010	March 19	East	First	Jacksonville, Fla.	No. 4	(13) Wofford	W	53-49
	March 21	East	Second	Jacksonville, Fla.	No. 4	(12) Cornell	L	69-87
2011	March 17	Southeast	Second	Tucson, Ariz.	No. 4	(13) Belmont	W	74-66
	March 19	Southeast	Third	Tucson, Ariz.	No. 4	(5) Kansas State	W	70-65
	March 24	Southeast	Sweet 16	New Orleans, La.	No. 4	(8) Butler	L	54-61
2012	March 15	East	Second	Albuquerque, N.M.	No. 4	(13) Montana	W	73-49
	March 17	East	Third	Albuquerque, N.M.	No. 4	(5) Vanderbilt	W	60-57
	March 22	East	Sweet 16	Boston, Mass.	No. 4	(1) Syracuse	L	63-64
2013	March 15	West	Second	Kansas City, Mo.	No. 5	(12) Ole Miss	L	46-57
2014	March 20	West	Second	Milwaukee, Wis.	No. 2	(15) American	W	75-35
	March 22	West	Third	Milwaukee, Wis.	No. 2	(7) Oregon	W	85-77
	March 27	West	Sweet 16	Anaheim, Calif.	No. 2	(6) Baylor	W	69-52
	March 29	West	Elite Eight	Anaheim, Calif.	No. 2	(1) Arizona	W	64-63 (ot)
	April 5	West	Final Four	Arlington, Texas	No. 2	(8) Kentucky	L	73-74
2015	March 20	West	Second	Omaha, Neb.	No. 1	(16) Coastal Carolina	W	86-72
	March 22	West	Third	Omaha, Neb.	No. 1	(8) Oregon	W	72-65
	March 26	West	Sweet 16	Los Angeles, Calif.	No. 1	(4) North Carolina	W	79-72
	March 28	West	Elite Eight	Los Angeles, Calif.	No. 1	(2) Arizona	W	85-78
	April 4	West	Final Four	Indianapolis, Ind.	No. 1	(1) Kentucky	W	71-64
	April 6	West	Championship	Indianapolis, Ind.	No. 1	(1) Duke	L	68-63
2016	March 18	East	First	St. Louis, Mo.	No. 7	(10) Pittsburgh	W	47-43
	March 20	East	Second	St. Louis, Mo.	No. 7	(2) Xavier	W	66-63
	March 25	East	Sweet 16	Philadelphia, Pa.	No. 7	(6) Notre Dame	L	61-56
2017	March 16	East	First	Buffalo, N.Y.	No. 8	(9) Virginia Tech	W	84-74
	March 18	East	Second	Buffalo, N.Y.	No. 8	(1) Villanova	W	65-62

BIG TEN TOURNEY RUNNERS UP

Verizon Center | Washington, DC.

► No. 2 UW won a pair of games over Indiana and Northwestern to advance to the Big



Ten tournament championship game for the 7th time in school history (2nd-most in conference annals).

The Badgers ultimately fell, 71-56, to Michigan in the title game.

► Wisconsin placed a trio of players on the All-Tournament Team: **Ethan Happ**, **Nigel Hayes** and **Bronson Koenig**.

► Happ and Hayes both averaged a double-double during the tournament. Happ posted team highs with 14.7 ppg and 10.3 rpg while shooting 54.8% overall and 71.4% (10-14) at the free throw line. Hayes posted averages of 14.0 ppg and 10.0 rpg, shooting 50% from the field.

Koenig (13.0 ppg) and Zak Showalter (10.0 ppg) also averaged double figures for the tournament. Koenig went 9-for-22 from 3-point range, while Showalter was 6-for-12 from deep and registered 7 steals.

► UW allowed just 59.7 ppg during the 3-day tournament. The Badgers' first 2 opponents shot a combined 38.0% from the field (33.3% on 3FGs).

► The Badgers connected on 42.7% from 3-point range, up from 34.9% during the regular season. UW averaged 9.3 triples per game.

WHAT'S TRENDING

► UW is 17-0 when shooting at least 45.0% from the field this season. The Badgers are 26-1 under Gard when shooting at least 45.0%.

Conversely, the Badgers are 22-2 when limiting opponents below 45.0% shooting this season. The Badgers are 35-4 under Gard when keeping foes below 45.0% from the field.

► The Badgers have scored 292 more points in the paint than their opponents, good for an average margin of +8.1 ppg (31.1 to 23.0). UW has only been out-scored in the paint on 8 occasions (the Badgers are 3-5 in those games).

► UW is 3rd in the Big Ten and 26th in the NCAA with just 11.0 turnovers per game.

► Wisconsin is allowing 61.8 ppg, which leads the Big Ten and ranks 11th nationally.

► The Badgers are committing an average of 16.0 fouls per game, 3rd in the Big Ten and 23rd-fewest in the NCAA.

► UW averaged 20.0 FTAs per game during B1G play (5th in the conference). The Badgers are 14-1 when attempting at least 20 FTs in a game.

► UW is 23-1 this season when leading or tied with 5:00 remaining, continuing a Mariano Rivera-like string of closing games. Under Greg Gard, UW is 38-1 when leading or tied with 5:00 remaining.

Dating back to February of 2011, UW is 160-6 (.964) when leading or tied with 5:00 left.

► Wisconsin has won each of its last 8 overtime games and 11 of its last 12 (3-0 this season).

WINS PILING UP, AGAIN

► With a record of 27-8, Wisconsin has reached the 5th highest single-season win total in school history. Each of those 5 seasons have come in the last 11 seasons (since 2006-07).

Wisconsin Record Book, Single-Season Wins

1.	36	2014-15	NCAA Championship Game
2.	31	2007-08	NCAA Sweet 16
3.	30	2006-07	NCAA Second Round
	30	2013-14	NCAA Final Four
5.	27	2016-17	NCAA Sweet 16

► Wisconsin has reached 20 wins for the 11th consecutive season and the 14th time in 15 years. The Badgers' 11 straight seasons with at least 20 wins is the longest active streak in the Big Ten.

Prior to Bo Ryan's arrival, UW had just four 20-win seasons in 103 years of basketball.

Team	Consecutive 20-win seasons
Wisconsin.....	11*
Michigan State.....	5

*includes 2016-17

► The Badgers started the season 21-3, the 3rd-best 24-game start in school history (UW opened the 2006-07 and 2014-15 seasons with a record of 22-2).

► This season, UW has had separate win streaks of 8 and 9 games. The Badgers have enjoyed a win streak of at least 9 games in 3 of the last 4 seasons.

SENIOR SALUTE



UW's March 5th win over Minnesota

marked the final home game in the remarkable careers of Wisconsin's 4-man senior class: Vitto Brown, Nigel Hayes, Bronson Koenig and Zak Showalter.

► The foursome has been a part of 115 wins, equaling the highest 4-year win total in school history.

Winningest Classes, UW History

Wins	Four-Year Span
1. 115	2014-17
115	2013-16
3. 111	2012-15

► This group has combined to appear in 543 games, accounting for 4,596 points, 1,755 rebounds and 851 assists. This group

► UW's Class of 2017 has enjoyed arguably the best run in program history:

- 4 NCAA tourn. appearances
- 13 NCAA tournament wins (most in NCAA over last 4 seasons)
- Back-to-back Final Fours (2014, 2015) and the 2015 national runner-up
- 4 straight Sweet 16 appearances
- 115 wins to date
- Won 22+ games in all 4 seasons
- Won 12+ Big Ten games in all 4 seasons
- Won over 75% of games, 72% in B1G

SITUATIONAL RECORDS

	2016-17	Gard Era
Ahead at the half	21-1	32-3
Behind at the half	6-8	10-13
Tied at the half	0-0	0-1
FG% of .450 or more	17-0	26-1
FG% less than .450	10-9	16-16
Better FG% than opp.	21-1	34-2
Worse FG% than opp.	6-8	8-15
Same FG% as opp.	0-0	0-1
Opp. FG% less than 45%	22-2	35-4
3FG% of 40% or more	11-2	19-3
3FG% less than 40%	16-7	23-14
Try more than 20 3FGs	16-4	21-10
Try 20 or fewer 3FGs	11-5	21-7
Make at least 70% FT	8-5	14-9
Try at least 25 FTs	8-1	14-2
Try fewer than 25 FTs	19-8	28-15
Out-rebound opponent	22-4	31-5
Tied or out-rebounded	5-5	11-12
Same or fewer TOs than opp.	21-5	30-11
More TOs than opp.	6-4	12-6
Commit fewer than 12 TOs	15-4	25-7
Commit 12 or more TOs	12-5	17-9
Score fewer than 50 pts.	0-0	1-0
Score 50-59 pts.	1-6	1-11
Score 60-69 pts.	6-1	13-3
Score 70-79 pts.	13-2	18-2
Score 80-89 pts.	3-0	5-1
Score 90 or more pts.	4-0	4-0
Allow fewer than 50 pts.	6-0	8-0
Allow 50-59 pts.	7-1	12-2
Allow 60-69 pts.	10-3	15-7
Allow 70-79 pts.	3-3	6-5
Allow 80-89 pts.	1-2	1-2
Allow 90 or more pts.	0-0	0-1
Overtime	3-0	4-0
vs. A.P. top 25 opponents	4-3	9-7
vs. A.P. top 25 opp. at home	2-0	4-2
Home games	15-2	23-4
Road games	5-5	10-9
Neutral site games	7-2	9-4
Day games	11-3	13-4
Night games	16-6	29-13

GAMES DECIDED BY...

3 points or less	3-1	7-3
4-5 points	2-0	4-2
6-10 points	5-4	9-5
11-19 points	8-4	13-5
20 or more points	9-0	10-0

TELEVISED GAMES...

CBS	5-3	6-3
Big Ten Network	10-1	19-4
BTN Plus	1-0	1-0
ESPN	3-3	5-6
ESPN2	4-1	4-2
ESPNU	0-0	0-0
ESPN3	3-0	3-0
Fox Sports 1	1-1	1-1
Fox Sports Net	0-0	0-0
Fox College Sports	0-0	0-0
TBS	0-0	0-1
TNT	0-0	2-0
truTV	0-0	0-0
Versus	0-0	0-0

CHARTING THE BADGERS

CAREER GAMES PLAYED

	Games	Starts	Cons. Starts
Nigel Hayes	149	111	111
Bronson Koenig	147	93	9
Zak Showalter	128	71	71
Vitto Brown	119	70	49
Jordan Hill	75	1	0
Ethan Happ	71	71	71
Khalil Iverson	68	0	0
Charles Thomas	59	0	0
Alex Illikainen	60	0	0
Aaron Moesch	48	0	0
D'Mitrik Trice	36	2	2
Brevin Pritzl	24	0	0
Matt Ferris	20	0	0
T.J. Schlundt	18	0	0
Andy Van Vliet	14	0	0

DOUBLE-DIGIT POINTS

	Career	'16-17	Cons.
Nigel Hayes	99 (75-24)	28 (22-6)	8
Bronson Koenig	72 (58-14)	26 (21-5)	3
Ethan Happ	53 (39-14)	26 (22-4)	5
Vitto Brown	27 (22-5)	10 (8-2)	1
Zak Showalter	23 (17-6)	13 (10-3)	0
Khalil Iverson	7 (6-1)	6 (5-1)	0
D'Mitrik Trice	6 (4-2)	6 (4-2)	0
Jordan Hill	2 (2-0)	0	0
Charles Thomas	2 (2-0)	1 (1-0)	0
Alex Illikainen	1 (0-1)	0	0

20-POINT SCORING GAMES

	Career	'16-17	Cons.
Nigel Hayes	19 (14-5)	7 (6-1)	0
Bronson Koenig	12 (10-2)	8 (6-2)	0
Ethan Happ	9 (8-1)	6 (5-1)	0
Vitto Brown	1 (1-0)	0	0
Zak Showalter	1 (1-0)	0	0

DOUBLE-DIGIT REBOUNDS

	Career	'16-17	Cons.
Ethan Happ	26 (19-7)	15 (12-3)	0
Nigel Hayes	18 (14-4)	9 (7-2)	0
Vitto Brown	1 (1-0)	0	0
Zak Showalter	1 (0-1)	0	0

DOUBLE-DIGIT ASSISTS

	Career	'16-17	Cons.
Nigel Hayes	1 (1-0)	1 (1-0)	0

DOUBLE-DOUBLES

	Career	'16-17	Cons.
Ethan Happ	19 (14-5)	9 (8-1)	0
Nigel Hayes	15 (11-4)	8 (6-2)	0
Vitto Brown	1 (1-0)	0	0
Zak Showalter	1 (0-1)	0	0

TRIPLE-DOUBLES

	Career	'16-17	Cons.
None			

2016-17 LINEUP RECORD

Koenig, Show., Hayes, Happ, Brown	26-8
Trice, Show., Hayes, Happ, Brown	1-1

Record in those contests in parentheses


PRAISE FOR HAYES

Senior **Nigel Hayes** is 1 of 10 finalists for the Senior CLASS Award, which recognizes the total student-athlete and encourages students to use their athletic platforms to make a positive impact as leaders in their communities.

► A third-team All-Big Ten selection, Hayes is the perfect representative of the Senior CLASS Award. Majoring in business finance and investment banking, Hayes is a two-time Academic All-Big Ten honoree. The Toledo, Ohio, native has become vocal in his activism for both racial progress and student-athlete welfare.

Year-in and year-out, Hayes is among the team leaders in community service hours. This season specifically, Hayes has become very involved with the Dane County Boys & Girls Club, serving as a mentor to youth and helping with fund-raising.

► Earlier this season, Hayes orchestrated a fund raising initiative that ultimately raised \$10,000 to fund a Boys & Girls Club shopping spree for needy Madison-area families.



HAYES FOR DAYS

Nigel Hayes is just the 2nd player in Big Ten history to tally at least 1,800 points, 700 rebounds and 300 assists in his career, joining Michigan State's Steve Smith.

► On the year, Hayes is 3rd on the Badgers in points (13.8 ppg) and is 2nd in both rebounds (6.6 rpg) and assists (2.7 apg).

Hayes' 1.6 assist-to-turnover ratio (98 assists, 60 turnovers) would rank 16th in the Big Ten, but he falls a few assists short of qualifying.

► Hayes is 1 of 3 players in the Big Ten averaging at least 13.0 ppg, 6.0 rpg and 2.5 apg per game this season, joining teammate Ethan Happ and Caleb Swanigan (PUR).

Hayes is 1 of 11 major conference players hitting those marks.

► A 2017 All-Big Ten Tournament selection, Hayes is nearly averaging a double-double (15.4 ppg, 9.8 rpg) during UW's 5 postseason games.

He has 19 career games of 20 or more points (7 this season, most recently 22 points at Michigan State on Feb. 26).

► Hayes earned his first Big Ten Player of the Week honor (Nov. 28-Dec. 4) after averaging 18.5 points, 8.0 assists and 6.5 rebounds per game in wins over No. 22 Syracuse and Oklahoma.

► Against Syracuse, Hayes tallied 9 points, 13 rebounds and a career-high 10 assists, coming one point short of authoring just the 2nd triple-double in UW history (Josh Gasser had 10 pts, 12 reb, 10 ast at Northwestern in 2011).

Hayes did become the first Badger to post a double-figure assist total since Jordan Taylor had 10 vs. Green Bay on Dec. 7, 2011.

► Hayes followed up later in the week with a season-high 28 points and a game-high 6 assists in a 90-70 win over Oklahoma.

HAYES LEAVING LEGACY AT UW

A 2016 First-Team All-Big Ten selection, **Nigel Hayes** returned for his senior season after testing the NBA Draft waters and is poised to leave a legacy as one of the best in Wisconsin history.

► In 4 seasons at Wisconsin, Hayes has never missed a game. He has participated in a school-record 149 consecutive contests and played 4,409 minutes (2nd-most in UW history).

More importantly, Hayes has played in 115 wins during his career, the 2nd-highest total of any player in program history. Josh Gasser (117) is the only Badgers with more career wins than Hayes.

► Hayes is just the 2nd player in Big Ten history to tally at least 1,800 points, 700 rebounds and 300 assists in his career.

Player (School)	Points	Reb.	Ass.
Steve Smith (MSU, '88-91)	2,263	740	453
Nigel Hayes (WIS, '14-17)	1,835	796	317

► Hayes is the NCAA's only active player with 1,800 points, 700 rebounds and 300 assists.

Only 4 major conference players have scored more career points than Hayes.

NCAA Career Scoring Leaders, Major Conf. (thru 3/19)

Player	Points
1. Josh Hart (Villanova)	1,921
2. Bryce Alford (UCLA)	1,909
3. Sindarius Thornwell (S. Carolina)	1,876
4. Frank Mason (Kansas)	1,838
5. Nigel Hayes (Wisconsin)	1,835
Michael Young (Pitt)	1,835

► With 1,835 career points, Hayes ranks 4th on Wisconsin's all-time scoring list. He is just 20 points away from passing Danny Jones (1987-90) for 3rd on the Badgers' all-time ledger.

Wisconsin All-Time Scoring List

Player	Points
1. Alando Tucker (2003-07)	2,217
2. Michael Finley (1992-95)	2,147
3. Danny Jones (1987-90)	1,854
4. Nigel Hayes (Wisconsin)	1,835

► In addition to ranking 4th on UW's scoring list, Hayes also ranks 6th on the school's all-time rebounding list and 7th on the all-time assist ledger.

He is the only Badger to appear on the school's top-10 list for points, rebounds and assists.

► Hayes leads the Big Ten with 216 FTAs this season. Purdue's Caleb Swanigan (205) is 2nd in the Big Ten.

► For his career, Hayes owns the UW school record with 539 made FTs. He is 2nd all-time with 806 FTAs. He is 11 shy of Alando Tucker's UW career FTA record (817).

► Last season, Hayes set UW single-season records for free throws (190) and free throw attempts (258). He led the Big Ten in FTAs and ranked second to Illinoi's Malcolm Hill in FTs (193).

Hayes also equaled UW's single-game record with 17 made FTs when he went 17-for-22 against Indiana (1/26/16).

ETHAN HÄÄP

WISCONSIN BIG MAN PUTTING TOGETHER "ALL-AMERICAN" SEASON

NCAA'S MOST COMPLETE PLAYER

Sophomore Ethan Happ is rapidly establishing himself as one of college basketball's best all-around players in 2016-17. A late season finalist for the Wooden, Naismith and Oscar Robertson National Player of the Year Awards, Happ is a second-team All-American, a first-team All-Big Ten selection and the AP Defensive Player of the Year in the Big Ten.

► Happ was the nation's only player to lead his team in points, rebounds, assists, blocks and steals during conference play.

	Avg.	UW	B1G
Points	14.6	1st	12th
Rebounds	8.6	1st	4th
Assists	3.0	1st	17th
Blocks	1.6	1st	6th
Steals	2.3	1st	1st
FG Pct.	.529	1st	10th

► Happ became just the 4th major conference player over the last 20 years to lead his team in all 5 categories during conference play. Also: Utah's Delon Wright (2014), St. John's D.J. Kennedy (2010) and Virginia Tech's Bryant Matthews (2003).

► Overall this season, Happ is averaging 13.8 ppg, 9.1 rpg, 2.8 apg, 1.2 bpg and 1.8 spg.

► A finalist for the Kareem Abdul-Jabbar Award, Happ is the only player in the NCAA averaging at least 13.0 ppg, 9.0 rpg, 2.5 apg, 1.5 spg & 1.0 bpg.

In fact, over the last 20 seasons, no major conference player has reached those marks for an entire season. Vermont's Marqus Blakely (2009 & 10) is the only D-I player since 1996-97.

SCORING: Led the team and ranked 12th in B1G averaging 14.6 ppg during conference play. He has posted 6 games of at least 20 points and has 10 double-doubles (5th in B1G).

Happ is shooting 58.4% from the field, which is 6th in the B1G and ranks 30th in the NCAA.

REBOUNDING: His 9.1 rebounds per game rank 3rd in the Big Ten. He is trying to become UW's first player to average 9.0 rpg since Rashard Griffith had 10.8 per game in 1995.

Happ is also 2nd in the B1G with 3.2 o-rpg.

ASSISTS: Leads the team with 100 assists this season (2.8 per game). He has the most assists in the NCAA among players 6-10 or taller.

Over the last 5 years, only 3 other major conf. players 6-10 or taller have had a 100-assist season: Ben Simmons (158 for LSU in 2016), Dwight Powell (112 for Stanford, 2014) and Frank Kaminsky (103 for Wisconsin, 2015).

STEALS: Led the Big Ten in steals during conference play for the second straight season with 2.3 spg. Overall, he is 2nd in the conference with 1.8 spg.

BLOCKS: Happ was 6th in the Big Ten, averaging 1.5 bpg during league play.

HAPP'S MIDSEASON RESUME

- Naismith Award Final 10
- Wooden Award Final 15
- Oscar Robertson Trophy Midseason List
- Kareem Abdul-Jabbar Award Final 5
- 2017 Second-Team All-American (SI); Third-Team All-American (USA Today, TSN)
- 2017 Big Ten All-Tournament Team
- 2017 First-Team All-Big Ten
- 2017 B1G Defensive Player of the Year (AP)
- 2017 Big Ten All-Defensive Team
- 2017 USBWA All-District
- 2x Big Ten Player of the Week (1/23, 1/30)

ESPN.COM EFFICIENCY RATINGS

- Developed by Memphis Grizzlies President John Hollinger, ESPN.com's Player Efficiency Rating (PER) measure a player's impact based on scoring, rebounds, assists and turnovers (min. 20 mpg). Frank Kaminsky led the nation in PER in 2015 with a rating of 35.70.

PLAYER	MPG	PER
1. John Collins, Wake Forest	26.3	36.52
2. Jock Landale, St. Mary's	27.7	34.35
3. Jordan Washington, Iona	21.6	32.74
4. Mike Daum, S. Dakota St.	33.0	32.47
5. Zach Collins, Gonzaga	17.1	32.18
6. Nick Ward, Michigan St.	19.6	32.08
7. Ethan Happ, Wisconsin	27.9	31.86

KENPOM PLAYER OF THE YEAR

- Happ ranks 6th on Ken Pomeroy's National Player of the Year rankings.

PLAYER	RATING
1. Josh Hart, Villanova	1.675
2. Jock Landale, Saint Mary's	1.588
3. Johnathan Motley, Baylor	1.579
4. Caleb Swanigan, Purdue	1.555
5. Nigel Williams-Goss, Gonzaga	1.418
6. Ethan Happ, Wisconsin	1.366
7. Frank Mason, Kansas	1.327

THEY SAID IT...

"Ethan Happ is the best defender I've seen all season. To this point, he's the leader for National Defensive Player of the Year."

- Jay Bilas, ESPN (Feb. 6, 2017)

"It might be time to start ramping up a Happ for All-America campaign, as his high-usage scoring and assisting, combined with his defense, is putting him in contention for Big Ten POY."

- Luke Winn, Sports Illustrated (Feb. 9, 2017)

MAKING IT HAPP-EN

Ethan Happ has twice been named Big Ten Player of the Week this season and has authored several dominant performances recently.

► During the Big Ten Tournament, Happ averaged team highs with 14.7 ppg and 10.3 rpg to earn All-Tournament Team honors.

► In UW's win over No. 23 Maryland (2/19), Happ tallied 20 points (7-11 FGs), his 6th game with at least 20 points this season. He added 7 rebounds, 3 assists, 5 steals and 2 blocks.



ONE-OF-A-KIND

Ethan Happ is the only player in the NCAA averaging at least 13.0 ppg, 9.0 rpg, 2.5 apg, 1.5 spg and 1.0 bpg.

Happ is trying to become the first major conference player in over 20 years to reach those marks for an entire season.

► At Michigan (2/16), Happ led all scorers with 22 points (10-13 FGs). He also had 6 rebounds and a matched a career high with 6 assists.

► At Madison Square Garden against Rutgers (1/28), Happ put the Badgers on his back, scoring a career-high 32 points, including the game-tying basket with just 0:02 remaining.

He also added 6 rebounds, 3 assists, 2 blocks and 4 steals, becoming the first Big Ten player in more than 20 years to reach those marks in a single game. He is the only player in the country to reach those thresholds this season, and the nation's first major conference player since LSU's Ben Simmons last season.

► At Minnesota (1/21), Happ scored 28 points, while adding 12 rebounds, 6 assists and 5 blocks. He is the first major conference player to tally at least 25p, 10r, 5a and 5b since 2003.

Over the last 20 seasons, the only players in the NCAA to reach Happ's numbers are Georgetown's Michael Sweetney (2002 vs. Notre Dame and 2003 vs. Syracuse) and Colgate's Adonal Foyle (1996 vs. Bowling Green).

► Against Syracuse (11/29), Happ posted a double-double with 24 points (10-12 FGs) and 13 rebounds (6 offensive), while adding 4 assists.

► Happ enjoyed a fine 3-game stretch at the Maui Invitational, earning All-Tournament honors after averaging 16.0 points and 9.0 rebounds.

He scored in double figures in all 3 games on the islands, highlighted by a 19-point, 15-rebound effort in the semifinals vs. Georgetown.

► Over the last 20 years, only 2 players have accumulated at least 800p, 500r, 100a, 100s and 50b by the end of their sophomore year, Ethan Happ and Kyle Anderson (UCLA).

CHARTING THE BADGERS

LED UW IN SCORING

	2016-17	Career
Nigel Hayes	10 (8-2)	33 (20-13)
Bronson Koenig	16 (12-4)	29 (23-6)
Ethan Happ	8 (6-2)	16 (12-4)
Vitto Brown	1 (0-1)	3 (1-2)
Zak Showalter	0	1 (1-0)
D'Mitrik Trice	1 (1-0)	1 (1-0)

LED UW IN REBOUNDING

	2016-17	Career
Ethan Happ	27 (20-7)	46 (34-13)
Nigel Hayes	15 (10-5)	37 (27-10)
Vitto Brown	1 (1-0)	6 (5-1)
Zak Showalter	1 (0-1)	3 (1-2)
Khalil Iverson	1 (0-1)	2 (0-2)
Alex Illikainen	0	1 (1-0)
Charlie Thomas	1 (1-0)	1 (1-0)

LED UW IN ASSISTS

	2016-17	Career
Nigel Hayes	12 (8-4)	40 (31-9)
Bronson Koenig	6 (6-0)	30 (22-8)
Ethan Happ	14 (8-6)	17 (11-6)
Zak Showalter	6 (5-1)	15 (11-4)
D'Mitrik Trice	5 (3-2)	5 (3-2)
Vitto Brown	3 (3-0)	4 (3-1)
Jordan Hill	0	3 (3-0)
Khalil Iverson	0	1 (1-0)

LED UW IN MINUTES

	2016-17	Career
Nigel Hayes	18 (14-4)	48 (34-14)
Bronson Koenig	13 (10-3)	32 (24-8)
Zak Showalter	6 (5-1)	10 (6-4)
Vitto Brown	2 (2-0)	2 (2-0)
D'Mitrik Trice	2 (1-1)	2 (1-1)
Ethan Happ	2 (1-1)	2 (1-1)

CHARGES TAKEN

	2016-17	Career
Zak Showalter	8	29
Nigel Hayes	1	10
D'Mitrik Trice	7	7
Jordan Hill	3	7
Ethan Happ	2	5
Khalil Iverson	0	2
Bronson Koenig	0	1
Brevin Pritzl	1	1

Record in those contests in parentheses

ACTIVE WIN/LOSS STREAKS

Overall	Won 2
Vs. Unranked teams (AP)	Won 1
Vs. Ranked teams (AP)	Won 2
At Home	Won 1
At Home vs. Big Ten	Won 1
At Home vs. ranked Big Ten	Won 3
At Home vs. unranked Big Ten	Won 1
At Home vs. non-conference	Won 10
At Home vs. ranked opp.	Won 4
On Road	Lost 3
On Road vs. Big Ten	Lost 3
On Road vs. ranked opp.	Lost 1
On Road vs. unranked opp.	Lost 3
Neutral	Won 2
Neutral vs. ranked opp.	Won 1
Neutral vs. unranked opp.	Won 1

KOENIG UW'S ALL-TIME 3-PT KING

A second-team All-Big Ten pick, **Bronson**


Koenig has been a steady force in the Wisconsin backcourt his entire career. The senior point guard has appeared in 147 total games, and had a streak of 84 consecutive starts snapped when he missed UW's game at Michigan (2/16) with a leg injury.

Over his 4 years, Koenig has played in 114 wins (tied for the 3rd-most in school history).

► Koenig will go down as the most prolific 3-point shooter in Wisconsin history and perhaps one of the greatest in the Big Ten. With 267 career triples, Koenig has surpassed former teammate Ben Brust (235) and shattered the school record for career 3-point field goals.

Wisconsin Record Book, Career 3FGs

Player	3FGs
1. Bronson Koenig (2014-present)	267
2. Ben Brust (2011-14)	235



BIG SHOT BRONSON

Over the last 2 seasons, Bronson Koenig has gone 36-for-71 (.507) from 3-point range in the final 5:00 and overtime of games. This season, he is 19-for-40 (.475) during crunch time.

► Koenig's 267 career 3FGs rank 20th in Big Ten history. He is just 9 treys away from cracking the conference's top 15.

Big Ten Record Book, Career 3FGs

Player	3FGs	School (Years)
14. Voshon Lenard	276	MIN ('92-95)
Michael Thompson	276	NW ('08-11)
16. Andre Hollins	274	MIN ('12-15)
John Shurna	274	NW ('09-12)
18. Drew Neitzel	273	MSU ('05-08)
19. Yogi Ferrell	272	IND ('13-16)
20. Dion Harris	268	MICH ('04-07)
21. Bronson Koenig	267	WIS ('14-17)

► This season, Koenig leads the Badgers and ranks 11th in the Big Ten, scoring 14.5 ppg.

► Koenig authored perhaps the signature performance on a standout career by scoring a career-high 28 points and setting a UW single-game record with 8 3-pointers in the Badgers' NCAA tournament win over Virginia Tech (3/16).

Koenig went 8-for-17 from downtown and posted the 3rd-highest scoring output in UW's NCAA tournament history. Koenig's 28 points also tied as the 5th-highest single-game total of the NCAA tournament through March 16.

Over the last 5 years, only 3 players have hit at least 8 triples in an NCAA tournament game.

Most 3FGs, NCAA Tournament, Since 2013

#	Player (School)	Opponent, Year
9	Bryce Alford (UCLA)	vs. SMU, 2015
8	Buddy Hield (Okla.)	vs. Oregon, 2016
8	Bronson Koenig (Wis.)	vs. Va. Tech, 2017

► Koenig has hit a UW record 31 3-pointers during NCAA tournament play. His 31 NCAA tourney triples ranks 13th among all players over the last 20 years.

► The senior guard improved his 3-point numbers during conference play. Koenig shot 41.8% during Big Ten action, going 46-for-110. He ranked 2nd in the Big Ten, averaging 2.7 triples per game during conference action.

► The La Crosse, Wis., native also leads UW by shooting 90.2% from the free throw line (55-61).

► Koenig ranks 12th on UW's career scoring list with 1,446 points, needing 9 points to pass Kirk Penney for 11th place and 13 to pass Frank Kaminsky for 10th.

► On the year, Koenig has connected on a school-record 100 3-point FGs. He is just the 13th Big Ten player over the last 20 years to hit 100 triples in a season.

► Koenig also set a Wisconsin record last season by hitting at least one 3-pointer in 43 straight games. It was snapped with an 0-for-2 effort vs. Pitt in the 2016 NCAA Tournament.

KLUTCH KOENIG

Koenig earned the nickname "Clutch Koenig" a year ago with his late-game heroics and has continued to prove that he is one of the nation's best in critical moments.

► Over the last 2 seasons, Koenig has gone 36-for-71 (.507) from 3-point range in the final 5:00 and overtime of games.

This season, he is 19-for-40 (.475) from long range in the final 5:00 and OT.

► Koenig wrote the latest chapter in his career of big shots by sinking a pair of 3-pointers in the closing minutes of UW's win over No. 1 Villanova. His first tied the game with 3:27 remaining and his second gave the Badgers the lead with 2:00 left.

► In a Senior Day win over Minnesota (3/5), Koenig went 3-for-3 from deep in the final 3:00, scoring all 17 of his points in the second half.

► Koenig also came up big in the Badgers' win at Minnesota (1/21), hitting a pair of clutch 3-pointers, including the game-winning triple with 0:44 remaining in overtime.

► Last season, Koenig hit the game-winning 3-pointer to beat Xavier and advance to the Sweet 16 of the 2016 NCAA Tournament (3/20/16). He also made the game-winning shot on a spinning, left-handed lay-in with 5.9 seconds left in a 74-73 win over VCU (11/22/16) at Madison Square Garden.

► Koenig's breakout performance might have been in the 2015 Big Ten Tournament championship vs. Michigan St. Then a sophomore, Koenig scored 16 points in the 2nd-half comeback and overtime, including 2 free throws with 0:15 left to tie the game and send it into overtime.

► Earlier this season at Indiana (1/3), Koenig was perfect from behind the arc, going 5-for-5 from 3-point range and finishing with 17 points. He followed it up with a 5-for-7 effort vs. OSU (1/12).

► Against Syracuse (11/29) this season, Koenig matched his then-career high with six 3-pointers, finishing with 20 points (6-9 3FGs).

GETTING DEFENSIVE

Wisconsin is allowing just 61.8 ppg, which leads the Big Ten and ranks 11th nationally. The Badgers have held 18 of their 36 opponents to 60 points or fewer, going 17-1 in those games.

- UW ranks 7th in Ken Pomeroy's Adjusted Defensive Efficiency, averaging 91.8 points per 100 possessions.

The Badgers rank 36th in Offensive Efficiency.

- The Badgers rank 4th in the Big Ten averaging 6.8 steals per game. Wisconsin hasn't averaged at least 7.0 steals per game since 1998-99 when they forced exactly 7.0 per game.

Individually, **Ethan Happ** (1.8 spg) and **Zak Showalter** (1.5 spg) rank 2nd and 4th, respectively in the Big Ten.

- UW has led the Big Ten in scoring defense in 10 of the past 14 seasons and finished among the nation's top 10 in 9 of the past 14 years. Last year, the Badgers allowed 63.9 points per game, the top mark in the Big Ten and 18th nationally.

UW's SCORING D (Last 15 years)

Year	Big Ten	NCAA	Pts Per Gm
2016-17	1st	9th	61.4
2015-16	1st	18th	63.9
2014-15	1st	12th	58.2
2013-14	4th	40th	64.0
2012-13	1st	6th	55.9
2011-12	1st	1st	53.2
2010-11	1st	4th	58.6
2009-10	1st	4th	56.9
2008-09	2nd	10th	59.0
2007-08	1st	1st	54.4
2006-07	3rd	10th	57.9
2005-06	6th	97th	65.6
2004-05	1st	12th	60.2
2003-04	1st	4th	57.0
2002-03	1st	6th	59.3

TAKING CARE OF THE BALL

UW has long been known for taking care of the ball and over the last few games the Badgers have begun to return to traditional form.

- Wisconsin ranks 2nd in the Big Ten averaging 10.9 turnovers per game this season.
- The Badgers have had 10 or fewer giveaways in 7 of their last 10 games.
- During Big Ten play, the Badgers lowered that mark to just 10.6 turnovers per game.
- Since 2001-02, Wisconsin has averaged 10.1 turnovers per game, the nation's lowest mark. Temple is 2nd over that stretch (10.6 TOs / game).

OWNING THE GLASS

- The Badgers have been aggressive on the glass this season, out-rebounding 27 of 36 opponents. UW ranks 3rd in the Big Ten and 20th in the NCAA with a +6.5 average rebounding margin.

- Wisconsin is getting it done at both ends.

- DEF. REBOUNDING: UW ranks 2nd in the Big Ten and is 39th in the NCAA rebounding 74.5% of opponent missed shots

- OFF REBOUNDING: UW ranks 3rd in the Big Ten and 18th in the NCAA rebounding 35.8% of its missed shots

- UW has had a commanding advantage on the offensive glass, grabbing 448 offensive boards compared to just 305 for its opponents. UW's 12.5 offensive reb. per game ranks 3rd in the Big Ten.

- The Badgers have out-scored opponents 474 to 283 on second-chance points this season. UW is averaging 13.2 second-chance points per game while surrendering just 7.9 per game.

- Wisconsin has had double-digit offensive rebounds in 14 of the last 17 games.

- Against Ohio State (1/12), Wisconsin tallied 21 offensive rebounds, the team's highest total in a Big Ten game since at least 1996-97.

- Individually, **Ethan Happ** is 3rd in the Big Ten with 9.1 rebounds per game and is T2nd in the B1G with 3.2 offensive boards per game. **Nigel Hayes** is T10th in the league averaging 6.6 rpg.

OT STANDS FOR "OUR TIME"

- Wisconsin is 3-0 in overtime this season and has now won each of its last 8 overtime games and 11 of its last 12. Of UW's 8 consecutive OT wins, 7 have come away from home.

Wisconsin Overtime Games, Since 2013-14 Season

Season	Opponent	Location	Score
2013-14	Arizona	Anaheim (NCAA)	W, 64-63
2014-15	Michigan	Ann Arbor, Mich.	W, 69-64
	Michigan St.	Chicago (BTT)	W, 80-69
2015-16	Syracuse	Syracuse, N.Y.	W, 66-58
	Indiana	Kohl Center	W, 82-79
2016-17	Minnesota	Minneapolis	W, 78-76
	Rutgers	New York City	W, 61-54
	Nebraska	Lincoln, Neb.	W, 70-69

- The Badgers' 8-game OT win streak is tied for the longest-active streak in the nation, with Hampton and UNC-Wilmington.
- UW has matched a school single-season record with 3 overtime wins this season. The Badgers also went 3-2 in OT games in 1990-91 season.



IN MEMORIAM

Throughout the 2016-17 season, Wisconsin players have worn a special patch on their jerseys in memory of 3 family members who passed away recently:

Ab Nicholas - former Badger player and generous benefactor, who passed in August

Glen Gard - father of head coach Greg Gard, who passed in October of 2015

Kathy Gutierrez - mother of associate head coach Lamont Paris, who passed in June

AWARDS & HONORS

ETHAN HAPP

- Naismith Award Final 10
- Wooden Award Final 15
- Oscar Robertson Midseason Watch List
- Kareem Abdul-Jabbar Award Final 5
- 2017 Second-Team All-American (SI); Third-Team All-American (USA Today, TSN)
- 2017 Big Ten All-Tournament Team
- 2017 First-team All-Big Ten
- 2017 Big Ten Defensive POY (AP)
- 2017 Big Ten All-Defensive Team
- 2017 USBWA All-District
- 2x Big Ten Player of the Week (1/23, 1/30)

NIGEL HAYES

- 2017 Big Ten All-Tournament Team
- 2017 Third-team All-Big Ten
- Wooden Award Midseason Top-25
- Naismith Player of the Year Watch List
- Lute Olsen Player of the Year Watch List
- Karl Malone Power Forward of the Year
- Senior CLASS Award Final 10
- Big Ten Player of the Week (11/28)

BRONSON KOENIG

- USBWA Courageous Award Winner
- 2017 Big Ten All-Tournament Team
- 2017 Second-team All-Big Ten
- Naismith Player of the Year Watch List
- Wooden Player of the Year Watch List
- Lute Olsen National Player of the Year
- Bob Cousy Point Guard of the Year
- Senior CLASS Award Final 30

ZAK SHOWALTER

- Big Ten All-Defensive Team

VITTO BROWN

- Big Ten Sportsmanship Award

POLL POSITION

► Wisconsin checked in at No. 25 in the March 13 AP Top-25. The Badgers have been ranked in every poll this season.

2016-17 AP Top 25	UW
Preseason	9
2 (Nov. 14)	9
3 (Nov. 21)	16
4 (Nov. 28)	17
5 (Dec. 5)	17
6 (Dec. 12)	14
7 (Dec. 19)	14
8 (Dec. 26)	14
9 (Jan. 2)	13
10 (Jan. 9)	18
11 (Jan. 16)	17
12 (Jan. 23)	15
13 (Jan. 30)	10
14 (Feb. 6)	7
15 (Feb. 13)	11
16 (Feb. 20)	16
17 (Feb. 27)	22
18 (March 6)	24
19 (March 13)	25

► Wisconsin has made a habit of out-producing its preseason ranking. In 6 of the past 7 seasons, UW has finished the season equal or higher than its preseason ranking.

UW's Preseason vs. Postseason Rankings

Year	Pre-Rank	Final Rank	NCAAs
2009-10	N/A	15	2nd Round
2010-11	N/A	16	Sweet 16
2011-12	15	14	Sweet 16
2012-13	23	18	2nd Round
2013-14	20	12	Final Four
2014-15	3	3	Nat'l Finalist
2015-16	17	N/A	Sweet 16

AP TOP 25 (3/13/17)

Team	Record	Points
1 Villanova (59)	31-3	1,619
2 Gonzaga (6)	32-1	1,520
3 Kansas	28-4	1,479
4 Arizona	30-4	1,427
5 Kentucky	29-5	1,276
6 North Carolina	27-7	1,256
7 Duke	27-8	1,251
8 UCLA	29-4	1,208
9 Oregon	29-5	1,196
10 Louisville	24-8	983
11 SMU	30-4	953
12 Baylor	25-7	861
13 West Virginia	26-8	844
14 Notre Dame	25-9	684
15 Purdue	25-7	654
16 Florida State	25-8	570
17 Iowa State	23-10	562
18 Cincinnati	29-5	522
19 Wichita State	30-4	438
20 Florida	24-8	390
21 Butler	23-8	361
22 Saint Mary's	28-4	305
23 Michigan	24-11	254
24 Virginia	22-10	240
25 Wisconsin	25-9	153

Others receiving votes: Middle Tennessee 37, Minnesota 20, Rhode Island 13, Creighton 11, Oklahoma State 8, Iowa 8, Nevada 5, Princeton 5, Vermont 4, Virginia Tech 3, Seton Hall 2, VCU 1, Arkansas 1, Northwestern 1

SHOW(ALTER) TIME

A former walk-on, senior guard **Zak Showalter** has made his way into a valuable piece of the Badgers' rotation. In his 5th year in the program, Showalter is putting up the best numbers of his career, averaging 8.1 ppg, 2.8 rpg and 1.8 apg. He is also 2nd on the team with a 1.6 assist-to-turnover ratio (63 assists to 39 TOs).

► During Big Ten play, Showalter shot 51.9% from the field.

He also finished 2nd on the Badgers shooting 41.7% from 3-point range during conference play. Overall, he currently ranks 3rd on the team, shooting 39.3% from behind the arc.

► "Showy" has been hot down the stretch, scoring in double figures in 5 of the last 8 games. Over that stretch, he is shooting 55.6% FG over that stretch and 46.9% from 3-point range, hitting multiple triples in 7 of the last 8 games.

In UW's 3 Big Ten tourney games, the senior averaged 10.0 ppg, shooting 11-for-22 (.500) from the field and 6-for-12 (.500) from behind the arc.

Showalter, Last 8 Games

Opp.	FG	3FG	Pts
at MSU (2/26)	6-7	3-4	15
IOWA (3/2)	4-9	2-7	11
MINN (3/5)	5-8	2-3	12
vs. IND (3/10)	4-7	2-4	12
vs. NU (3/11)	4-7	2-4	10
vs. MICH (3/12)	3-8	2-4	8
vs. VT (3/16)	2-2	2-2	6
vs. NOVA (3/18)	2-6	0-4	4
Totals	20-38 (.526)	10-21 (.476)	8.7 ppg

► Showalter has 23 double-digit scoring games in his career, recording 13 this season alone.

► A 2017 Big Ten All-Defensive Team selection, Showalter emerged as 1 of the best defensive guards in the Big Ten. In the last 2 weeks of the regular season, he limited Michigan's Derrick Walton to just 5 points (1-for-8 shooting) and held Iowa's Peter Jok to 8 points (2-10 FGs) and 5 TOs.

With 53 steals on the year, Showalter ranks 4th in the Big Ten, averaging 1.5 thefts per game.

Earlier this season he tallied a career-high 6 steals vs. Green Bay (12/14).

► Showalter scored a season-high 18 points vs. Rutgers (12/27), the 2nd-highest total of his career.

► Showalter made just four 3-pointers in his first two seasons at UW, but shot 35% (37-107) from long range as a junior and is currently 3rd on the team shooting 39.3% (48-122) from deep.

TRICE IS NICE

Freshman **D'Mitrik Trice** has made an immediate impact during his first year in Madison. The Huber Heights, Ohio, native has been a steadying force off the UW bench.

► Trice leads UW and ranks 5th in the Big Ten shooting 42.7% (38-90) from 3-point range.

Tim Locum holds UW's freshman record for 3-point field goal percentage, shooting 44.1% (41-93) from deep in 1988.

► He is UW's top reserve in terms of points (5.8 ppg), assists (1.7 apg) and minutes (18.6) per game.

The rookie point guard also owns a 1.7 assist-to-turnover ratio, dishing 62 assists to 36 TOs.

► The freshman has scored in double figures 6 times this season, including a 14-point (4-6 3FGs) effort at Ohio State (2/23) and a 13-point (3-6 3FGs) showing vs. Indiana in the B1G tourney.

► Trice is just the 5th true freshman to start a game (at Michigan, 2/16) at UW since 2000, joining Devin Harris, Alando Tucker, Josh Gasser and Sam Dekker.

Trice tallied 8 points, 5 rebounds and 4 assists in his first career start (at Michigan, 2/16).

► Trice scored a career-high 16 points against Oklahoma, going a perfect 4-for-4 from 3-point range. He followed it up with 14 points (4-for-5 3FGs) against Florida A&M.

Trice's 16 points vs. OU were the most by a UW freshman guard since George Marshall scored 20 points at Iowa (Jan. 19, 2013).

► The younger brother of former Michigan State guard, Travis Trice. The elder Trice made 202 career 3-pointers, 6th on MSU's all-time list.

KINGS OF THE ROAD

UW is renowned for its incredible home success, but it has been almost as good on the road lately.

► Wisconsin is 58-23 (.716) away from home over the last 4 seasons. This season, the Badgers are 12-7 away from the Kohl Center, going 5-5 in true road games and 7-2 in neutral settings.

► Over the last 4 seasons, UW ranks 4th in the NCAA in most wins away from home and 6th in win percentage away from home over that span.

NCAA, Most Wins Road/Neutral (Since 2013-14)

Team	Road	Neutral	Total	Pct.
1. Gonzaga	36-7	33-6	69-13	.841
2. Villanova	39-8	29-6	68-14	.829
3. Wichita State	40-6	20-12	60-18	.769
4. Wisconsin	29-15	29-8	58-23	.716
Kentucky	26-15	32-7	58-22	.725
6. Arizona	30-12	27-8	57-20	.740

NCAA, Best Win Pct. Road/Neutral (Since 2013-14)

Team	Road	Neutral	Total	Pct.
1. Gonzaga	36-7	33-6	69-13	.841
2. Villanova	39-8	29-6	68-14	.829
3. Wichita State	40-6	20-12	60-18	.769
4. Arizona	30-12	27-8	57-20	.740
5. Kentucky	26-15	32-7	58-22	.725
6. Wisconsin	29-15	29-8	58-23	.716

* Updated thru 3/19/17

► Since 2001-02, the Badgers have tallied 96 true road wins, the top mark of any Big Ten team. UW's .542 overall road winning percentage is also the top mark among Big Ten teams.

BEST ROAD RECORDS

Since 2001-02 (thru 3/19/17)

Overall	Road Wins	Overall	Road Win %
Wisconsin	96	Wisconsin542 (96-81)
Michigan St.	83	Mich. St.506 (83-81)
Ohio State.	78	Ohio State.473 (78-87)
Illinois	70	Illinois432 (70-92)

► In 2015-16, UW led the nation with 3 road wins over ranked foes and had multiple top-10 road wins for the first time since 1955.

STRONGER IN SECOND HALF

Wisconsin appears to get stronger as the game unfolds. The Badgers are out-scoring opponents 38.4 to 31.6 in the second half, increasing their offensive production in the final 20 minutes.

Wisconsin by the Half

	Pts	FG%	3FG%	FTAs
1st	32.4	.426	.332	6.9
2nd	38.4	.475	.372	11.3

► The Badgers have come back to win 6 games when trailing at the half this season:

Opponent	at Half	2nd Half/OT
OKLAHOMA	37-40	53 pts, 63.6 FG%
at Marquette	35-40	58 pts, 64.3 FG%
at Minnesota	32-34	46 pts, 58.1 FG%
vs. Rutgers	20-25	41 pts, 42.9 FG%
MARYLAND	27-33	44 pts, 51.5 FG%
IOWA	27-29	39 pts, 50.0 FG%

CONFERENCE CONSISTENCY

► With 12 wins this season, Wisconsin posted a winning conference record for the 17th-consecutive season, the longest run of success in the 109-year history of Big Ten hoops.

Consec. Winning Seasons, All-Time, Big Ten

Team	Cons. Seasons
1. Wisconsin.....	17 (2001-2017)
2. Purdue.....	16 (1972-88)
3. Indiana.....	14 (1970-84)
4. Purdue.....	13 (1919-32)

► Among the major conferences, only Kansas (27, including this season) has a longer active streak of above .500 seasons.

► Wisconsin has also clinched no worse than a 4th-place finish in the Big Ten standings for the 17th-consecutive season. That is also the longest such streak in Big Ten history.

► The Badgers have now tallied at least 12 Big Ten wins in each of the last 7 seasons, the longest active streak in the conference (Purdue is 2nd at 3 straight seasons with 12+ wins).

► Since Gard entered the Big Ten head coaching ranks, Wisconsin is 24-12 (.667) in conference play - tied for the 2nd-best mark in the Big Ten.

Big Ten Record, Since 2015-16 Season

Team	B1G Record	Pct.
1. Purdue.....	26-10	.722
2. Wisconsin.....	24-12	.667
3. Maryland.....	24-12	.667
4. Michigan State.....	23-13	.639

BIG TEN'S BEST

► Over the last 16 seasons, no team has been better than Wisconsin when it comes to Big Ten play. The Badgers have won 71.0% of their conference games since 2001-02.

Most Big Ten Wins, Since 2001-02 (thru 2017 season)

Team	Record	Pct.
1. Wisconsin	196-80	.710
2. Maryland	38-16	.704
3. Michigan State	184-92	.667
4. Ohio State	174-102	.638
5. Purdue	152-124	.551

► The Badgers have also been the Big Ten's most dominant team at home during conference play. UW owns a sparkling record of 120-18 (.870) at the Kohl Center since 2001-02.

► With 12 Big Ten wins this season, Wisconsin has clinched a winning conference record for the 17th-consecutive season, the longest run of continued success in the 109-year history of Big Ten basketball.

Consecutive Winning Seasons, All-Time, Big Ten

Team	Cons. Seasons
1. Wisconsin.....	17 (2001-17)
2. Purdue.....	16 (1972-88)
3. Indiana.....	14 (1970-84)
4. Purdue.....	13 (1919-32)

► Among the major conferences, only Kansas (26*) has a longer active streak of above .500 seasons. *does not include 2016-17 yet

► UW has never finished lower than 4th in the Big Ten standings in any of the last 17 seasons (including this season). The Badgers' active streak of 17 consecutive seasons in the Big Ten's top 4 is the longest in league history.

Consecutive Top-4 Finishes, All-Time, Big Ten

Team	Cons. Seasons
1. Wisconsin.....	17 (2001-2017)*
2. Purdue.....	13 (1920-32)
3. Chicago.....	10 (1906-15)
Illinois.....	10 (1947-56)

*active

BADGERS EARN B1G AWARDS

The Big Ten Conference handed out its season-ending awards Monday night and each of Wisconsin's 5 starters were recognized by coaches and media.

► Sophomore **Ethan Happ** headlined UW's honors by earning first-team All-Big Ten accolades. Since the Big Ten started designating first-team All-Big Ten honorees in 1948, Happ joins Michael Finley (1993) as the only Wisconsin players to earn first team honors in their sophomore season.

Including Happ, a total of 10 different UW players have been named first-team All-Big Ten over the past 16 seasons, combining for 14 first-team all-conference honors. No other program in the Big Ten has more during that era.

► Happ was also named to the league's all-defensive team for the second time in his career. He is joined on the team by teammate senior **Zak Showalter**. The duo rank 2nd and 5th, respectively in the Big Ten in steals.

UW boasted a pair of All-Defensive Team members for the first time since Joe Krabbenhoft and Michael Flowers were designated in 2008.

Wisconsin has had a total of 12 All-Defensive Team selections in the 11 seasons since the team debuted (2007).

► **Bronson Koenig** and **Nigel Hayes** were each recognized for their play in their senior campaigns. Koenig earned second-team All-Big Ten praise from the coaches and third-team All-Big Ten selection from the media, while Hayes was tabbed with third-team All-Big Ten honors.

Koenig was a third-team All-Big Ten honoree last season. Hayes adds this year's third-team plaque to his resume of conference accolades that includes first team last year, third team in 2015, as well as Big Ten Sixth Man of the Year and all-freshman team in 2014.

► Senior **Vitto Brown** was recognized as Wisconsin's Big Ten Sportsmanship Award honoree for the second-straight season.

WRECKING THE RANKED

► The Badgers are 4-3 against the AP Top-25 overall this season and have gone 24-13 (.649) against the AP Top-25 over the last 4 seasons.

► Under Greg Gard, UW is 9-7 against ranked teams. Here are a look at Gard's "Big Wins":

UW's wins over the AP Top-25 under Gard

Rank	Score	Opponent	Date
4	W, 77-76	Michigan State	1/17/16
19	W, 82-79 (ot)	Indiana	1/26/16
2	W, 70-57	at Maryland	2/13/16
8	W, 67-59	at Iowa	2/24/16
9	W, 66-63	vs. Xavier*	3/20/16
22	W, 77-60	Syracuse	11/29/16
25	W, 75-68	at Indiana	1/3/17
23	W, 71-60	Maryland	2/19/17
1	W, 65-62	vs. Villanova*	3/18/17

* NCAA Tournament Game

► Since Greg Gard joined the UW staff in 2001 under Bo Ryan, the Badgers are 39-15 (.722) against the AP Top-25 at the Kohl Center.



BO RYAN GETTING CALL TO THE HALL

Former Wisconsin head coach Bo Ryan will be inducted into the National Collegiate Basketball Hall of Fame as part of the Class of 2017 in Nov. He has also been named a finalist for the Naismith Memorial Basketball Hall of Fame.

► The NCB HOF Class of 2017 also includes Tim Duncan, Cleo Hill, Scott May, Rick Mount, Paul Silas, John Stockton and Jay Williams.

► Ryan is among 14 finalists for the 2017 class, which will be announced on April 3. A finalist needs 18 of 24 votes from the Honors Committee for election into the HOF.

► Ryan spent 32 seasons as a collegiate head coach, finishing 26th on the NCAA's all-time wins list with a record of 747-233 (.762), including a mark of 364-130 (.737) in 14-plus seasons at UW.

WISCONSIN PROGRAM NOTES

19 straight NCAA tournaments • 7 Big Ten trophies in last 15 years • 20 wins in 14 of last 15 seasons

WINNING AT WISCONSIN

► The Badgers won a school-record 36 games in 2014-15, reaching 30 wins for the 4th time in school history. All 4 have come in the last 10 years. Each of the top 12 spots in the UW record book for single-season wins have come in the last 15 years.

Wisconsin Record Book, Single-Season Wins

1. 36	2014-15	7. 25	2004-05
2. 31	2007-08	25	2010-11
3. 30	2006-07	25	2003-04
30	2013-14	10. 24	2002-03
5. 27	2016-17	24	2009-10
6. 26	2011-12	12. 23	2012-13

► Including this season, Wisconsin has won at least 20 games in 14 of the last 15 years and 11 straight. The Badgers' streak of 11 straight 20-win seasons is the longest in the Big Ten. Prior to Bo Ryan's arrival, UW had just four 20-win seasons in 103 years of basketball.

Team	Consecutive 20-win seasons
Wisconsin.....	11*
Michigan State.....	5

*includes '16-17

BIG TEN, BIG RESULTS

► Since 2002, UW has won 7 Big Ten championships (4 regular season and 3 tourn.). Only OSU (10; 5 regular season, 5 tourn.) has won more titles during Ryan's tenure. MSU has 6 and ILL has 5, but no other school has more than 3 over that span.

► Bo Ryan's teams posted a 172-68 (.717) Big Ten record, the best mark in the conference over his 14 seasons. Michigan St. was second at 161-79 (.671) and Ohio St. was third at 156-84 (.650).

► This season, Wisconsin finished 2nd in the Big Ten with a record of 12-6. The Badgers have notched double-digit conference wins in 15 of the last 16 years and have never finished lower than 4th place in the Big Ten standings over that span.

► UW has posted a winning conference record in each of the last 17 seasons. Among the 6 major conferences, only Kansas (26 seasons) has a longer active streak of finishing above .500 in league play.

ALL WE DO IS WIN, WIN, WIN

During the Bo Ryan/Greg Gard era, Wisconsin has accumulated an overall record of 401-145 (.734), through Feb. 27, 2017.

Wisconsin's .734 win percentage ranks 8th among all NCAA Div. I teams in that span.

NCAA Leaderboard - Best Winning Pct. (since '01-02)

(through 2/27/17 season - courtesy of STATS, Inc.)

Team	W-L	Pct.
1. Kansas.....	475-98	.829
2. Gonzaga.....	443-96	.822
3. Duke.....	459-105	.814
4. Kentucky.....	434-129	.771
5. Memphis.....	416-138	.751
6. Louisville.....	414-140	.747
7. North Carolina.....	417-150	.735
8. Wisconsin.....	401-145	.734
9. Florida.....	409-151	.730
10. Pittsburgh.....	400-148	.730
11. Syracuse.....	406-152	.728
12. Arizona.....	396-149	.727

► UW's 401 wins since 2001 were the most of any Big Ten team. Ohio State (391) and Michigan State (394) owned the next-highest win totals in the conference.

► Over the last 16 years Wisconsin has not only been the best team in the Big Ten, but owned one of the nation's best conference win percentages.

Conference Win Pct., Major Conf., Since '01-02

Team	W-L	Pct.
1. Kansas.....	224-43	.839
2. Kentucky.....	200-64	.758
3. Duke.....	196-68	.742
4. Wisconsin.....	195-79	.712
5. Arizona.....	200-87	.697

NCAA TOURNEY REGULARS

► UW has made 19 consecutive NCAA tourneys - the 5th-longest streak in NCAA history.

NCAA, All-Time Longest NCAA Tourn. Streaks

# Seasons	Team	Years
28	Kansas	1990-present
27	North Carolina	1975-2001
22	Duke	1996-present
20	Michigan State	1998-present
19	Wisconsin	1999-present
19	Gonzaga	1999-present
18	Indiana	1986-2003

► UW is the nation's only team to reach the Sweet 16 or better in each of the last 4 seasons. The Badgers have also advanced to the Sweet 16 or better in 6 of the last 7 years. No team in the nation has gone more frequently over that span.

► The Badgers have won 13 NCAA tournament games over the last 4 seasons, the most of any team in the nation. **Kentucky (11), Duke (9), UNC (9)** and Villanova (9) round out the top 5.

► Since 2002, Wisconsin has won 29 NCAA tournament games - equaling Michigan State for the top mark among Big Ten teams.

► Wisconsin advanced to the Final Four in both 2014 and 2015, becoming one of 8 Big Ten teams to reach back-to-back Final Fours. The Badgers have advanced to the Final Four a total of 4 times, winning the national championship in 1941 and reaching the national semifinals in 2000.

BADGERS' ATTENDANCE IS BIG

► In 2016-17, the Badgers led the Big Ten and finished 6th nationally by averaging a sellout capacity of 17,287 per game.

► Wisconsin has led the Big Ten in attendance in 11 of the last 15 seasons and has finished among the nation's top 7 in each of the last 17 years.

► Including the entire 2016-17 season, the Badgers are currently enjoying a streak of 57 consecutive sellouts dating back to Jan. of 2014.

Wisconsin Attendance (Kohl Center era: 2000-2017)

Year	Average	Big Ten Rank	NCAA Rank
1997-98*	13,335	7th	22nd
1998-99	15,770	2nd	10th
1999-00	16,163	3rd	11th
2000-01	16,811	2nd	7th
2001-02	15,528	3rd	6th
2002-03	16,930	1st	6th
2003-04	17,142	1st	6th
2004-05	17,142	1st	5th
2005-06	17,142	1st	7th
2006-07	17,190	2nd	7th
2007-08	17,190	1st	7th
2008-09	17,230	1st	6th
2009-10	17,230	1st	6th
2010-11	17,230	1st	7th
2011-12	17,181	1st	5th
2012-13	16,843	2nd	7th
2013-14	17,104	2nd	7th
2014-15	17,279	1st	5th
2015-16	17,287	2nd	6th
2016-17	17,287	1st	6th

* Wisconsin played 8 of its 15 home games at the UW Field House (capacity 11,500)

Badgers in the NBA

NBA	Team	UW Years
Sam Dekker	Houston Rockets	2013-15
Devin Harris	Dallas Mavericks	2002-04
Frank Kaminsky	Charlotte Hornets	2012-15
Jon Leuer	Detroit Pistons	2008-11
Duje Dukan	Windy City Bulls (D-League)	2011-15



Badgers Overseas

Overseas	UW Years	Country	Team
Jared Berggren	2010-13	Italy	Basket Brescia Leonessa
Mike Bruesewitz	2010-13	Sweden	Jamtland
Brian Butch	2004-08	Japan	Toshiba Brave Kanagawa
Jason Chappell	2003-07	Austria	Xion Dukes Klosterneuburg
Ryan Evans	2010-13	France	Hyeres Toulon
Trevon Hughes	2007-10	Turkey	Duzce Belediye
Marcus Landry	2006-09	Spain	RETAbet.es GBC
Kirk Penney	2000-03	New Zealand	Breakers
Jordan Taylor	2009-12	Israel	Hapoel Holon
Kammron Taylor	2004-07	Venezuela	Gigantes De Guayana
Alando Tucker	2003-07	Israel	Hapoel T-A

WISCONSIN IN THE RECORD BOOKS

INDIVIDUAL CAREER

SCORING

1.	Alando Tucker	2,217	2003-07
2.	Michael Finley	2,147	1992-95
3.	Danny Jones	1,854	1987-90
4.	Nigel Hayes	1,835	2014-17
5.	Claude Gregory	1,745	1978-81
6.	Rick Olson	1,736	1983-86
7.	Trent Jackson	1,545	1986-89
8.	Jordan Taylor	1,533	2009-12
9.	Mike Wilkinson	1,532	2002-05
10.	Frank Kaminsky	1,458	2012-15
11.	Kirk Penney	1,454	2000-03
12.	Bronson Koenig	1,446	2014-17
13.	Devin Harris	1,425	2002-04
14.	Clarence Sherrod	1,408	1969-71
15.	Cory Blackwell	1,405	1982-84
16.	Jon Leuer	1,376	2008-11
17.	Sam Dekker	1,363	2013-15
18.	Trévon Hughes	1,339	2007-10
19.	Sean Mason	1,294	1995-99
20.	Tracy Webster	1,264	1992-94

3-POINT FIELD GOALS

1.	267	Bronson Koenig	2014-17
2.	235	Ben Brust	2011-14
3.	227	Tim Locum	1988-91
4.	217	Kirk Penney	2000-03
5.	213	Michael Finley	1992-95

3-POINT FG ATTEMPTS

1.	686	Bronson Koenig	2014-17
2.	631	Michael Finley	1992-95
3.	606	Ben Brust	2011-14
4.	561	Kirk Penney	2000-03
5.	559	Jason Bohannon	2007-10

FIELD GOAL PERCENTAGE (min. 500 FGAs)

1.	.573	Patrick Tompkins (306-534)	1988-91
2.	.563	Ethan Happ (372-661)	2016-17
3.	.557	Andy Kowske (359-645)	1998-01
4.	.554	Rashard Griffith (294-531)	1994-95
5.	.545	Willie Simms (391-717)	1988-91

FREE THROWS

1.	539	Nigel Hayes	2014-17
2.	520	Alando Tucker	2003-07
3.	456	Michael Finley	1992-95
4.	433	Claude Gregory	1978-81
5.	408	Clarence Sherrod	1969-71
	408	Danny Jones	1987-90

FREE THROW ATTEMPTS

1.	817	Alando Tucker	2003-07
2.	806	Nigel Hayes	2014-17
3.	599	Danny Jones	1987-90
4.	593	Michael Finley	1992-95
5.	586	Claude Gregory	1978-81

FREE THROW PCT. (min. 175 FTAs)

1.	.870	Rick Olson (260-299)	1983-86
2.	.856	Tim Locum (166-194)	1988-91
3.	.848	Jason Bohannon (228-269)	2007-10
4.	.837	Josh Gasser (292-349)	2011-15
5.	.817	Wes Matthews (273-334)	1978-80
6.	.813	Bronson Koenig (191-235)	2014-17
7.	.804	Mike Carlin (172-214)	1966-68
8.	.801	Dick Miller (246-307)	1954-56
9.	.795	Kammron Taylor (310-390)	2004-07
10.	.794	Sean Mason (332-418)	1995-99

REBOUNDS

1.	904	Claude Gregory	1978-81
2.	858	Joe Franklin	1966-68
3.	856	Mike Wilkinson	2002-05
4.	841	Joe Chmelich	1977-80
5.	806	Kim Hughes	1972-74
6.	796	Nigel Hayes	2014-17
7.	769	Alando Tucker	2003-07
8.	756	Joe Krabbenhoft	2006-09
9.	718	Larry Petty	1978-81
10.	680	Dale Koehler	1973-76

OFFENSIVE REBOUNDS

1.	314	Alando Tucker	2003-07
2.	311	Mike Wilkinson	2002-05
3.	269	Nigel Hayes	2014-17
4.	240	Andy Kowske	1998-01
5.	231	Joe Krabbenhoft	2006-09
6.	227	Sean Daugherty	1995-98
7.	222	Brian Butch	2005-08
8.	205	Michael Finley	1992-95
9.	202	Ethan Happ	2016-17
10.	197	Mike Bruesewitz	2010-13

ASSISTS

1.	501	Tracy Webster	1992-94
2.	464	Jordan Taylor	2009-12
3.	388	Mike Heineman	1984-87
4.	371	Michael Finley	1992-95
5.	344	Mike Kelley	1998-01
6.	335	Tom Molaski	1986-89
7.	317	Nigel Hayes	2014-17
8.	311	Mark Vershaw	1998-01
9.	307	Treavon Jackson	2012-15
10.	295	Devin Harris	2002-04
11.	294	Bronson Koenig	2014-17

ASSIST-TO-TURNOVER RATIO (min. 100 assists)

1.	3.01 (464-154)	Jordan Taylor	2009-12
2.	2.57 (344-134)	Mike Kelley	1998-01
3.	2.25 (284-126)	Josh Gasser	2011-15
4.	2.08 (250-120)	Travon Davis	1999-02
5.	2.03 (388-191)	Mike Heineman	1984-87
6.	1.95 (294-151)	Bronson Koenig	2014-17
7.	1.90 (501-263)	Tracy Webster	1992-94
8.	1.86 (335-180)	Tom Molaski	1986-89
9.	1.79 (138-77)	Boo Wade	2003-04
10.	1.74 (295-170)	Devin Harris	2002-04
--	1.67 (165-99)	Zak Showalter	2013-17

STEALS

1.	275	Mike Kelley	1998-01
2.	183	Tracy Webster	1992-94
3.	177	Trévon Hughes	2007-10
4.	171	Michael Flowers	2005-08
5.	169	Mike Wilkinson	2002-05
6.	168	Michael Finley	1992-95
7.	164	Devin Harris	2002-04
8.	151	Trent Jackson	1986-89
9.	133	Hennessy Auriantal	1996-99
10.	131	Claude Gregory	1978-81
--	129	Ethan Happ	2016-17

WINS (played in)

1.	117	Josh Gasser	2011-15
2.	115	Nigel Hayes	2014-17
3.	114	Bronson Koenig	2014-17
	114	Frank Kaminsky	2012-15
5.	100	Joe Krabbenhoft	2006-09
6.	99	Alando Tucker	2003-07
	99	Trévon Hughes	2007-10
8.	98	Ryan Evans	2010-13
9.	97	Brian Butch	2005-08
10.	95	Marcus Landry	2006-09
	95	Jordan Taylor	2009-12

GAMES PLAYED

1.	149	Nigel Hayes	2014-17
2.	148	Josh Gasser	2011-15
3.	147	Bronson Koenig	2014-17
4.	144	Frank Kaminsky	2012-15
5.	138	Ryan Evans	2009-13

GAMES STARTED

1.	144	Josh Gasser	2011-15
2.	126	Alando Tucker	2003-07
3.	116	Mike Kelley	1998-01
4.	112	Rick Olson	1983-86
	112	Michael Finley	1992-95
6.	111	Nigel Hayes	2014-17
	109	Danny Jones	1987-90
	109	Andy Kowske	1998-01
9.	108	Joe Chmelich	1977-80
10.	100	Trévon Hughes	2007-10
11.	99	Larry Petty	1978-81

MINUTES PLAYED

1.	4,774	Josh Gasser	2011-15
2.	4,409	Nigel Hayes	2014-17
3.	4,297	Alando Tucker	2003-07
4.	4,034	Bronson Koenig	2014-17
5.	4,023	Mike Wilkinson	2002-05
6.	3,962	Rick Olson	1983-86
7.	3,950	Jordan Taylor	2009-12
8.	3,945	Michael Finley	1992-95
9.	3,759	Jason Bohannon	2007-10
10.	3,712	Mike Kelley	1998-01

INDIVIDUAL SEASON

OFFENSIVE REBOUNDS

1.	114	Ethan Happ	2017
2.	91	Nigel Hayes	2015
3.	88	Jared Berggren	2013
	88	Ethan Happ	2016
5.	86	Alando Tucker	2003

FIELD GOAL PERCENTAGE (min. 100 FGAs)

1.	.636	Patrick Tompkins (164-258)	1991
2.	.611	Louis Ely (80-131)	1993
3.	.592	Jeff Peterson (93-157)	1994
4.	.584	Ethan Happ (209-358)	2017
5.	.583	Andy Kowske (137-235)	2000

3-POINT FIELD GOALS

1.	100	Bronson Koenig	2017
2.	96	Ben Brust	2014
3.	82	Bronson Koenig	2016
4.	79	Ben Brust	2013
5.	78	Sean Mason	1999
6.	75	Tracy Webster	1992
	75	Devin Harris	2004
	75	Jordan Taylor	2011

3-POINT FIELD GOAL ATTEMPTS

1.	250	Bronson Koenig	2017
2.	244	Ben Brust	2014
3.	213	Bronson Koenig	2016
4.	208	Sean Mason	1999
5.	204	Michael Finley	1995
6.	203	Ben Brust	2013
7.	201	Devin Harris	2004
8.	200	Jon Bryant	2000

STEALS

1.	95	Mike Kelley	2000
2.	69	Tracy Webster	1994
3.	66	Ethan Happ	2017
	66	Tracy Webster	1993
5.	65	Devin Harris	2003
	63	Ty Calderwood	1997
	63	Ethan Happ	2016
8.	62	Mike Kelley	1999
	62	Trévon Hughes	2008
10.	60	Mike Kelley	2001

WISCONSIN NCAA TOURNAMENT GAME-BY-GAME STATISTICS (1999-2017)

Opponent	Date	Round	W/L	Score	TOTAL			3-PTRS			FT	FTA	Pct	REBOUNDS			PF	A	TO	Blk	Stl
					FG	FGA	Pct	3FG	FGA	Pct				Off	Def	Tot					
1999: No. 5 Seed - East Region																					
(12) Missouri State	3/12/99	Round of 64	L	32-43	12	47	.255	2	16	.125	6	7	.857	4	16	20	17	8	8	0	5
2000: No. 8 Seed - West Region																					
(9) Fresno State	3/16/00	Round of 64	W	66-56	25	63	.397	12	29	.414	4	7	.571	16	21	37	9	18	8	2	13
(1) Arizona	3/18/00	Round of 32	W	66-59	22	45	.489	5	15	.333	17	20	.850	6	20	26	22	11	12	6	10
(4) Louisiana State	3/23/00	Sweet 16	W	61-48	21	55	.382	6	19	.316	13	18	.722	5	25	30	17	15	9	1	11
(6) Purdue	3/25/00	Elite Eight	L	65-92	22	47	.468	7	16	.438	13	24	.542	13	22	35	21	14	15	1	6
(1) Michigan State	4/01/00	Final Four	L	41-53	15	43	.349	4	13	.308	7	11	.636	2	18	20	19	8	11	4	2
2001: No. 6 Seed - West Region																					
(11) Georgia State	3/15/01	Round of 64	L	49-50	17	43	.395	3	12	.250	12	20	.600	6	26	32	15	4	12	0	6
2002: No. 8 Seed - East Region																					
(9) St. John's	3/15/02	Round of 64	W	80-70	21	44	.477	9	15	.600	29	40	.725	7	22	29	18	14	9	0	8
(1) Maryland	3/17/02	Round of 32	L	57-87	21	59	.356	5	19	.263	10	14	.714	12	20	32	19	11	14	4	6
2003: No. 5 Seed - Midwest Region																					
(12) Weber State	3/20/03	Round of 64	W	81-74	31	58	.534	6	16	.375	13	22	.591	10	24	34	16	16	9	2	7
(13) Tulsa	3/22/03	Round of 32	W	61-60	22	57	.386	6	22	.273	11	17	.647	10	22	32	11	12	5	3	5
(1) Kentucky	3/27/03	Sweet 16	L	57-63	19	45	.422	8	21	.381	11	16	.688	7	19	26	20	9	15	1	7
2004: No. 6 Seed - East Rutherford Region																					
(11) Richmond	3/19/04	Round of 64	W	76-64	25	51	.490	8	18	.444	18	24	.750	11	18	29	11	14	9	3	7
(3) Pittsburgh	3/21/04	Round of 32	L	55-59	17	48	.354	8	18	.444	13	17	.765	7	24	31	20	9	13	3	4
2005: No. 6 Seed - Syracuse Region																					
(11) Northern Iowa	3/18/05	Round of 64	W	57-52	20	48	.417	11	26	.423	6	10	.600	5	25	30	13	14	8	2	3
(14) Bucknell	3/20/05	Round of 32	W	71-62	21	46	.457	7	17	.412	22	29	.759	8	22	30	12	14	7	1	5
(10) NC State	3/25/05	Sweet 16	W	65-56	21	42	.500	4	10	.400	19	25	.760	4	31	35	14	7	18	0	2
(1) North Carolina	3/27/05	Elite Eight	L	82-88	30	61	.492	11	24	.458	11	13	.846	10	19	29	17	17	12	0	5
2006: No. 9 Seed - Minneapolis Region																					
(8) Arizona	3/17/06	Round of 64	L	75-94	35	59	.593	5	10	.500	19	23	.826	11	25	36	19	19	9	6	9
2007: No. 2 Seed - Midwest Region																					
(15) Texas A&M-CC	3/16/07	Round of 64	W	76-63	22	55	.400	7	20	.350	25	30	.833	11	23	34	21	13	10	4	8
(7) UNLV	3/18/07	Round of 32	L	68-74	21	51	.412	5	21	.238	21	27	.778	7	24	31	21	14	8	1	6
2008: No. 3 Seed - Midwest Region																					
(14) Cal State Fullerton	3/20/08	Round of 64	W	71-56	25	59	.424	3	16	.188	18	25	.720	18	32	50	11	13	17	7	8
(11) Kansas State	3/22/08	Round of 32	W	72-55	24	46	.522	9	22	.409	15	24	.625	4	22	26	18	10	10	0	3
(10) Davidson	3/28/08	Sweet 16	L	56-73	17	46	.370	8	23	.348	14	21	.667	14	17	31	13	9	12	3	2
2009: No. 12 Seed - East Region																					
(5) Florida State	3/20/09	Round of 64	W	OT 61-59	22	54	.407	9	27	.333	8	12	.667	5	21	26	16	10	9	2	4
(4) Xavier	3/22/09	Round of 32	L	49-60	16	56	.286	3	20	.150	14	17	.824	7	23	30	23	5	7	2	5
2010: No. 4 Seed - East Region																					
(13) Wofford	3/19/10	Round of 64	W	53-49	20	54	.370	1	9	.111	12	19	.632	10	20	30	14	3	4	0	7
(12) Cornell	3/21/10	Round of 32	L	69-87	24	49	.490	8	25	.320	13	17	.765	8	13	21	16	13	10	1	6
2011: No. 4 Seed - Southeast Region																					
(13) Belmont	3/17/11	Round of 64	W	72-58	20	40	.500	12	22	.545	20	25	.800	6	27	33	17	13	13	2	3
(5) Kansas State	3/19/11	Round of 32	W	70-65	21	50	.420	9	20	.450	19	23	.826	10	20	30	18	12	5	2	4
(8) Butler	3/24/11	Sweet 16	L	54-61	17	56	.304	7	29	.241	13	19	.684	12	19	31	20	9	11	3	7
2012: No. 4 Seed - East Region																					
(13) Montana	3/15/12	Round of 64	W	73-49	23	48	.479	10	19	.526	17	19	.895	11	26	37	15	15	10	8	3
(5) Vanderbilt	3/17/12	Round of 32	W	60-57	23	55	.418	10	33	.303	4	8	.500	10	20	30	16	13	8	1	4
(1) Syracuse	3/22/12	Sweet 16	L	63-64	21	49	.429	14	27	.519	7	12	.583	8	17	25	12	15	6	2	2
2013: No. 5 Seed - West Region																					
(12) Ole Miss	3/22/13	Round of 64	L	46-57	15	59	.254	7	30	.233	9	13	.692	15	25	40	16	10	11	7	7
2014: No. 2 Seed - West Region																					
(15) American	3/20/14	Round of 64	W	75-35	26	52	.500	10	23	.435	13	14	.929	6	25	31	15	13	7	1	9
(7) Oregon	3/22/14	Round of 32	W	85-77	29	60	.483	11	28	.393	16	25	.640	14	22	36	17	15	8	1	1
(6) Baylor	3/27/14	Sweet 16	W	69-52	26	50	.520	6	16	.375	11	20	.550	8	31	39	16	18	10	6	1
(1) Arizona	3/29/14	Elite Eight	W	OT 64-63	24	61	.393	6	17	.353	10	12	.833	13	25	38	15	11	8	0	3
(8) Kentucky	4/05/14	Final Four	L	73-74	23	50	.460	8	20	.400	19	20	.950	6	21	27	18	11	8	3	4
2015: No. 1 Seed - West Region																					
(16) Coastal Carolina	3/20/15	Round of 64	W	86-72	33	61	.541	11	27	.407	9	12	.750	12	24	36	11	14	9	1	5
(8) Oregon	3/22/15	Round of 32	W	72-65	22	51	.431	7	23	.304	21	29	.724	10	22	32	13	11	6	3	3
(4) North Carolina	3/26/15	Sweet 16	W	79-72	26	56	.464	7	21	.333	20	23	.870	12	23	35	18	13	5	0	3
(2) Arizona	3/28/15	Elite Eight	W	85-78	25	45	.556	12	18	.667	23	31	.742	4	17	21	21	11	9	1	5
(1) Kentucky	4/4/15	Final Four	W	71-64	23	48	.479	7	17	.412	18	22	.818	12	22	34	14	10	10	2	1
(1) Duke	4/6/15	Championship	L	68-63	25	61	.410	7	21	.333	6	10	.600	11	24	35	15	13	5	1	3
2016: No. 7 Seed - East Region																					
(10) Pittsburgh	3/18/16	Round of 64	W	47-43	17	53	.321	4	19	.211	9	15	.600	12	25	37	11	6	6	2	6
(2) Xavier	3/20/16	Round of 32	W	66-63	25	59	.424	8	27	.296	8	13	.615	7	31	38	21	12	12	6	3
(6) Notre Dame	3/25/16	Sweet 16	L	61-56	23	57	.404	6	20	.300	4	6	.667	13	23	36	15	11	17	4	8
2017: No. 8 Seed - East Region																					
(9) Virginia Tech	3/16/17	Round of 64	W	84-74	26	60	.433	13	31	.419	19	25	.760	17	20	37	22	19	8	3	4
(1) Villanova	3/18/17	Round of 32	W	65-62	26	49	.531	6	18	.333	7	16	.438	12	22	34	19	10	5	5	4

OPPONENT NCAA TOURNAMENT GAME-BY-GAME STATISTICS (1999-2017)

Opponent	Date	Round	W/L	Score	TOTAL			3-PTRS			FT	FTA	Pct	REBOUNDS			PF	A	TO	Blk	Stl
					FG	FGA	Pct	3FG	FGA	Pct				Off	Def	Tot					
1999: No. 5 Seed - East Region																					
(12) Missouri State	3/12/99	Round of 64	L	32-43	13	33	.394	3	6	.500	14	17	.824	5	32	37	14	8	18	2	4
2000: No. 8 Seed - West Region																					
(9) Fresno State	3/16/00	Round of 64	W	66-56	24	48	.500	6	14	.429	2	3	.667	4	25	29	13	13	17	5	5
(1) Arizona	3/18/00	Round of 32	W	66-59	20	51	.392	5	19	.263	14	22	.636	17	20	37	19	12	17	4	8
(4) Louisiana State	3/23/00	Sweet 16	W	61-48	17	47	.362	5	21	.238	9	12	.750	7	33	40	18	6	23	2	7
(6) Purdue	3/25/00	Elite Eight	L	65-92	21	53	.396	7	23	.304	11	17	.647	13	20	33	21	10	13	3	4
(1) Michigan State	4/01/00	Final Four	L	41-53	16	46	.348	2	14	.143	19	23	.826	14	28	42	18	4	14	3	3
2001: No. 6 Seed - West Region																					
(11) Georgia State	3/15/01	Round of 64	L	49-50	20	53	.377	5	23	.217	5	8	.625	8	25	33	16	9	12	1	7
2002: No. 8 Seed - East Region																					
(9) St. John's	3/15/02	Round of 64	W	80-70	24	56	.429	7	24	.292	15	19	.789	11	22	33	29	11	13	1	4
(1) Maryland	3/17/02	Round of 32	L	57-87	32	62	.516	8	16	.500	15	18	.833	13	28	41	14	17	10	5	9
2003: No. 5 Seed - Midwest Region																					
(12) Weber State	3/20/03	Round of 64	W	81-74	29	71	.408	7	24	.292	9	15	.600	22	21	43	20	9	10	0	4
(13) Tulsa	3/22/03	Round of 32	W	61-60	26	59	.441	3	11	.273	5	5	1.000	11	30	41	16	12	11	3	1
(1) Kentucky	3/27/03	Sweet 16	L	57-63	24	49	.490	1	5	.200	14	24	.583	12	21	33	17	9	14	4	10
2004: No. 6 Seed - East Rutherford Region																					
(11) Richmond	3/19/04	Round of 64	W	76-64	25	54	.463	7	16	.438	7	13	.538	13	16	29	19	17	14	3	8
(3) Pittsburgh	3/21/04	Round of 32	L	55-59	21	59	.356	2	10	.200	15	19	.789	15	25	40	17	10	9	3	7
2005: No. 6 Seed - Syracuse Region																					
(11) Northern Iowa	3/18/05	Round of 64	W	57-52	22	53	.415	4	17	.235	4	8	.500	8	27	35	15	8	8	2	4
(14) Bucknell	3/20/05	Round of 32	W	71-62	23	50	.460	5	15	.333	11	14	.786	7	22	29	24	13	10	2	4
(10) NC State	3/25/05	Sweet 16	W	65-56	19	50	.380	9	22	.409	9	13	.692	2	19	21	25	12	13	5	10
(1) North Carolina	3/27/05	Elite Eight	L	82-88	34	64	.531	5	16	.313	15	18	.833	12	22	34	16	21	9	5	5
2006: No. 9 Seed - Minneapolis Region																					
(8) Arizona	3/17/06	Round of 64	L	75-94	35	59	.593	5	10	.500	19	23	.826	11	25	36	19	19	9	6	9
2007: No. 2 Seed - Midwest Region																					
(15) Texas A&M-CC	3/16/07	Round of 64	W	76-63	20	46	.435	6	12	.500	17	25	.680	7	27	34	26	16	17	5	5
(7) UNLV	3/18/07	Round of 32	L	68-74	24	52	.462	10	20	.500	16	20	.800	6	27	33	22	12	9	2	3
2008: No. 3 Seed - Midwest Region																					
(14) Cal State Fullerton	3/20/08	Round of 64	W	71-56	21	58	.362	7	21	.333	7	13	.538	7	20	27	25	7	14	0	9
(11) Kansas State	3/22/08	Round of 32	W	72-55	21	53	.396	0	13	.000	13	16	.813	12	24	36	23	4	13	1	4
(10) Davidson	3/28/08	Sweet 16	L	56-73	26	53	.491	12	24	.500	9	12	.750	11	17	28	19	18	7	0	9
2009: No. 12 Seed - East Region																					
(5) Florida State	3/20/09	Round of 64	W	OT 61-59	20	46	.435	4	13	.308	15	18	.833	4	29	33	16	6	15	4	6
(4) Xavier	3/22/09	Round of 32	L	49-60	18	46	.391	6	14	.429	18	26	.692	7	30	37	20	12	14	5	4
2010: No. 4 Seed - East Region																					
(13) Wofford	3/19/10	Round of 64	W	53-49	20	48	.417	3	7	.429	6	13	.462	11	26	37	15	7	11	2	1
(12) Cornell	3/21/10	Round of 32	L	69-87	33	54	.611	8	15	.533	13	16	.813	9	20	29	14	14	8	1	8
2011: No. 4 Seed - Southeast Region																					
(13) Belmont	3/17/11	Round of 64	W	72-58	18	49	.367	6	22	.273	16	22	.727	6	16	22	21	12	7	0	7
(5) Kansas State	3/19/11	Round of 32	W	70-65	22	48	.458	6	12	.500	15	22	.682	10	22	32	22	7	8	0	3
(8) Butler	3/24/11	Sweet 16	L	54-61	19	45	.422	5	18	.278	18	26	.692	10	27	37	19	7	14	2	8
2012: No. 4 Seed - East Region																					
(13) Montana	3/15/12	Round of 64	W	73-49	18	47	.383	3	9	.333	10	15	.667	5	16	21	16	8	8	2	8
(5) Vanderbilt	3/17/12	Round of 32	W	60-57	20	46	.435	5	19	.263	12	16	.750	9	26	35	17	8	12	3	4
(1) Syracuse	3/22/12	Sweet 16	L	63-64	27	49	.551	5	9	.556	5	9	.556	7	19	26	13	5	6	1	4
2013: No. 5 Seed - West Region																					
(12) Ole Miss	3/22/13	Round of 64	L	46-57	22	57	.386	3	15	.200	10	16	.625	12	31	43	12	8	10	6	6
2014: No. 2 Seed - West Region																					
(15) American	3/20/14	Round of 64	W	75-35	11	37	.297	4	15	.267	9	15	.600	4	20	24	16	8	17	0	5
(7) Oregon	3/22/14	Round of 32	W	85-77	24	49	.490	8	18	.444	21	23	.913	3	23	26	23	9	8	1	5
(6) Baylor	3/27/14	Sweet 16	W	69-52	18	57	.316	2	15	.133	14	18	.778	11	22	33	16	10	6	3	5
(1) Arizona	3/29/14	Elite Eight	W	OT 64-63	23	58	.397	5	12	.417	12	17	.706	13	26	39	17	8	7	5	2
(8) Kentucky	4/05/14	Final Four	L	73-74	29	58	.500	2	5	.400	14	21	.667	11	21	32	17	9	4	1	4
2015: No. 1 Seed - West Region																					
(16) Coastal Carolina	3/20/15	Round of 64	W	86-72	28	58	.483	7	12	.583	9	11	.818	7	18	25	14	9	6	1	8
(8) Oregon	3/22/15	Round of 32	W	72-65	26	59	.441	8	19	.421	5	7	.714	10	24	34	20	13	8	4	3
(4) North Carolina	3/26/15	Sweet 16	W	79-72	26	56	.464	8	13	.615	12	18	.667	9	19	28	20	12	4	1	3
(2) Arizona	3/28/15	Elite Eight	W	85-78	24	43	.558	2	6	.333	28	30	.933	3	19	22	22	8	10	1	5
(1) Kentucky	4/4/16	Final Four	W	71-64	26	54	.481	3	5	.600	9	10	.900	6	16	22	20	7	6	4	5
(1) Duke	4/6/16	Championship	L	68-63	24	51	.471	4	11	.364	16	20	.800	6	27	33	13	7	5	6	4
2016: No. 7 Seed - East Region																					
(10) Pittsburgh	3/18/16	Round of 64	W	47-43	18	48	.375	3	11	.273	4	7	.571	7	29	36	19	6	10	3	3
(2) Xavier	3/20/16	Round of 32	W	66-63	22	54	.407	5	16	.313	14	21	.667	5	31	36	17	10	8	1	8
(6) Notre Dame	3/25/16	Sweet 16	L	61-56	22	55	.400	4	13	.308	13	14	.929	11	21	32	9	13	12	6	10
2017: No. 8 Seed - East Region																					
(9) Virginia Tech	3/16/17	Round of 64	W	84-74	23	49	.469	7	17	.412	21	26	.808	6	19	25	18	14	10	2	3
(1) Villanova	3/18/17	Round of 32	W	65-62	21	51	.412	5	16	.313	15	21	.714	11	19	30	16	5	8	1	8

UW NCAA TOURNAMENT INDIVIDUAL SINGLE-GAME RECORDS

Points

- 36 Michael Finley vs. Missouri, 3/19/94
- 29 Frank Kaminsky vs. Arizona, 3/28/15
- 28 Bronson Koenig vs. Virginia Tech, 3/16/17**
- 28 Frank Kaminsky vs. Arizona, 3/29/14
- 27 3x; MR Sam Dekker vs. Arizona, 3/28/15
- 27 Frank Kaminsky vs. Coastal Carolina, 3/20/15
- 27 Tracy Webster vs. Missouri, 3/19/94

Field Goals

- 11 Frank Kaminsky vs. Arizona, 3/29/14
- 10 4x; MR Sam Dekker vs. North Carolina, 3/26/15
- 10 Frank Kaminsky vs. Coastal Carolina, 3/20/15
- 10 Tracy Webster vs. Missouri, 3/19/94
- 10 Bobby Cook vs. Navy, 3/22/47

Field Goal Attempts

- 22 John Kotz vs. Washington State, 3/29/41
- 21 Bronson Koenig vs. Virginia Tech, 3/16/17**
- 21 Gene Englund vs. Dartmouth, 3/21/41
- 20 3x; MR Frank Kaminsky vs. Arizona, 3/28/15
- 20 Frank Kaminsky vs. Arizona, 3/29/14
- 20 Tracy Webster vs. Missouri, 3/19/94

Field Goal Percentage (min 10 att.)

- .727 Sam Dekker (8-11) vs. Arizona, 3/28/15
- .727 Frank Kaminsky (8-11) vs. Baylor, 3/27/14
- .714 Frank Kaminsky (10-14) vs. C. Carolina, 3/20/15
- .700 Ethan Happ (7-10) vs. Xavier, 3/20/16
- .666 Sam Dekker (10-15) vs. North Carolina, 3/26/15
- .666 Jon Leuer (8-12) vs. Cornell, 3/21/10

3-point Field Goals

- 8 Bronson Koenig vs. Virginia Tech, 3/16/17**
- 7 2x; MR Jon Bryant vs. Fresno State, 3/16/00

3-Point Field Goal Attempts

- 17 Bronson Koenig vs. Virginia Tech, 3/16/17**
- 13 Tracy Webster vs. Missouri, 3/19/94
- 12 Bronson Koenig vs. Xavier, 3/20/16**
- 11 Jon Bryant vs. Fresno State, 3/16/00
- 11 Duany Duany vs. Fresno State, 3/16/00
- 10 8x; MR Sam Dekker vs. Ole Miss, 3/22/13

3-Point Field Goal Pct. (min 6 att.)

- .833 Sam Dekker (5-6) vs. Arizona, 3/28/15
- .714 Kirk Penney (5-7) vs. Kentucky, 3/27/03
- .636 Jon Bryant (7-11) vs. Fresno State, 3/16/00
- .635 Clayton Hanson (5-8) vs. N. Carolina, 3/27/05
- .571 Ben Brust (4-7) vs. American, 3/20/14
- .571 Kammron Taylor (4-7) vs. Arizona, 3/17/06

Free Throws

- 15 Alando Tucker vs. Bucknell, 3/20/05
- 13 Michael Finley vs. Missouri, 3/19/94
- 12 Rashard Griffith vs. Cincinnati, 3/17/94
- 11 Trévon Hughes vs. Xavier, 3/22/09
- 10 Frank Kaminsky vs. Arizona, 3/28/15

Free Throw Attempts

- 18 Alando Tucker vs. Bucknell, 3/20/05
- 14 3x; MR Alando Tucker vs. Arizona, 3/17/06
- 14 Michael Finley vs. Missouri, 3/19/94
- 14 Rashard Griffith vs. Cincinnati, 3/17/94
- 13 2x; MR Trevon Hughes vs. Xavier, 3/22/09
- 13 Alando Tucker vs. UNLV, 3/18/07

Free Throw Percentage (min 10 att.)

- .929 Michael Finley (13-14) vs. Missouri, 3/19/94
- .900 Alando Tucker (9-10) vs. Tex. A&M-CC, 3/16/07
- .857 Rashard Griffith (12-14) vs. Cincinnati, 3/17/94
- .846 Trévon Hughes (11-13) vs. Xavier, 3/22/09
- .833 Frank Kaminsky (10-12) vs. Arizona, 3/28/15

Rebounds

- 15 Rashard Griffith vs. Cincinnati, 3/17/94
- 14 Andy Kowske vs. Fresno State, 3/16/00
- 12 5x; MR Ethan Happ vs. Notre Dame, 3/25/16**
- 12 Frank Kaminsky vs. Duke, 4/16/15
- 12 Frank Kaminsky vs. Coastal Carolina, 3/20/15
- 12 Marcus Landry vs. Cal St. Fullerton, 3/20/08
- 12 Andy Kowske vs. Arizona, 3/18/00

Assists

- 7 Tracy Webster vs. Missouri, 3/19/94
- 6 9x; MR Jordan Taylor vs. Montana, 3/15/12

Steals

- 6 Mike Kelley vs. Fresno State, 3/16/00
- 5 3x; MR Devin Harris vs. Weber State, 3/20/03
- 5 Mike Kelley vs. LSU, 3/23/00
- 5 Mike Kelley vs. Arizona, 3/18/00
- 4 3x; MR Tim Jarmusz vs. Butler, 3/24/11
- 4 Trevon Hughes vs. Cal St. Fullerton, 3/20/08
- 4 Tracy Webster vs. Missouri, 3/19/94

Blocked Shots

- 7 Jared Berggren vs. Montana, 3/15/12
- 6 Frank Kaminsky vs. Baylor, 3/27/14
- 4 Andy Kowske vs. Michigan State, 4/1/00
- 3 4x; MR Ethan Happ vs. Virginia Tech, 3/16/17**

UW NCAA TOURNAMENT INDIVIDUAL CAREER RECORDS

Games Played

- Josh Gasser (2011-15) 17
- Nigel Hayes (2014-) 16**
- Bronson Koenig (2014-) 16**
- Frank Kaminsky (2012-15) 15
- Duje Dukan (2011-15) 13
- Sam Dekker (2013-15) 12
- Traevon Jackson (2012-15) 12
- Vitto Brown (2014-) 11**
- Mike Wilkinson (2002-05) 11
- Kirk Penney (2000-03) 11
- 11. Zak Showalter 10**
- Jordan Taylor (2009-12) 10
- Jon Leuer (2008-11) 10
- Tim Jarmusz (2008-11) 10
- Alando Tucker (2003-07) 10

Points

- Frank Kaminsky (2012-15) 216
- Sam Dekker (2013-15) 181
- Nigel Hayes (2014-) 166**
- Bronson Koenig (2014-) 159**
- Alando Tucker (2003-07) 154
- Mike Wilkinson (2002-05) 148
- Josh Gasser (2011-15) 125

3-Point Field Goals

- Bronson Koenig (2014-) 31**
- Ben Brust (2011-14) 24
- Jordan Taylor (2009-12) 23
- Sam Dekker (2013-15) 22
- Jon Bryant (1999-00) 19
- Kirk Penney (2000-03) 15
- Josh Gasser (2011-15) 14
- * Brown & Hayes (2014-) 11**

3-Point FG Pct. (min. 8 made)

- Clayton Hanson (2002-05), (14-27) .519
- Michael Finley (1994), (9-18) .500
- Ben Brust (2011-14), (24-52) .462
- Mike Bruesewitz (2010-13), (9-20) .450
- Jon Bryant (1999-00), (19-43) .442
- * Vitto Brown (2014-), (11-25) .440**
- * Bronson Koenig (2014-), (31-79) .392**

Free Throws

- Alando Tucker (2003-07) 59
- Frank Kaminsky (2012-15) 46
- Nigel Hayes (2014-) 41**
- Mike Wilkinson (2002-05) 41
- Josh Gasser (2011-15) 32
- Trévon Hughes (2007-10) 31
- Bronson Koenig (2014-) 24**

Free Throw Attempts

- Alando Tucker (2003-07) 81
- Nigel Hayes (2014-) 61**
- Frank Kaminsky (2012-15) 61
- Mike Wilkinson (2002-05) 56
- Trévon Hughes (2007-10) 42
- Josh Gasser (2011-15) 38
- Jordan Taylor (2009-12) 36
- Sam Dekker (2013-15) 36
- * Bronson Koenig (2014-) 30**

Rebounds

- Frank Kaminsky (2012-15) 92
- Nigel Hayes (2014-) 79**
- Mike Wilkinson (2002-05) 70
- Josh Gasser (2011-15) 65
- Sam Dekker (2013-15) 64
- Josh Gasser (2011-15) 55
- Andy Kowske (1999-01) 45
- Ethan Happ (2016-) 44**
- Marcus Landry (2007-09) 41
- Zach Morley (2004-05) 41
- Mike Bruesewitz (2010-13) 40
- * Bronson Koenig (2014-) 36**

Assists

- Jordan Taylor (2009-12) 39
- Josh Gasser (2011-15) 34
- Traevon Jackson (2012-15) 30
- Nigel Hayes (2014-) 28**
- Bronson Koenig (2014-) 28**
- Devin Harris (2002-04) 24
- Mike Kelley (1999-01) 23
- Frank Kaminsky (2012-15) 21
- Mark Vershaw (1999-01) 20

Blocked Shots

- Frank Kaminsky (2012-15) 15
- Jared Berggren (2010-2013) 10
- Ethan Happ (2016-) 8**
- Andy Kowske (1999-2001) 6
- Mike Wilkinson (2002-05) 6
- Khalil Iverson (2016-) 5**
- Joe Krabbenhoft (2005-08) 5
- Marcus Landry (2006-09) 5
- Greg Stiemsma (2005, 07-08) 5

Steals

- Mike Kelley (1999-01) 20
- Mike Wilkinson (2002-05) 16
- Devin Harris (2002-04) 15
- Josh Gasser (2011-15) 14
- Nigel Hayes (2014-) 11**

UW NCAA TOURNAMENT TEAM SINGLE-GAME RECORDS

Points

- 96 vs. Missouri, 3/19/94
- 86 vs. Coastal Carolina, 3/20/15
- 85 vs. Arizona, 3/28/15
- 85 vs. Oregon, 3/22/14
- 84 vs. Virginia Tech, 3/16/17**
- 82 vs. North Carolina, 3/27/05

3-Point FG Attempts

- 37 vs. Missouri, 3/19/94
- 33 vs. Vanderbilt, 3/17/12
- 31 vs. Virginia Tech, 3/16/17**
- 30 vs. Ole Miss, 3/22/13
- 29 vs. Fresno State, 3/16/00
- 28 vs. Oregon, 3/22/14

Assists

- 19 vs. Virginia Tech, 3/16/17**
19 vs. Arizona, 3/17/06
- 18 vs. Baylor, 3/27/14
18 vs. Fresno State, 3/16/00
- 17 vs. North Carolina, 3/27/05
- 16 vs. Weber State, 3/20/03

Points in a Half

- 57 vs. Texas A&M-CC, 3/16/07 (2nd)
- 55 vs. Arizona, 3/28/15 (2nd)
- 51 vs. Richmond, 3/19/04 (2nd)
- 50 vs. Virginia Tech, 3/16/17 (2nd)**
- 49 vs. Missouri, 3/19/94 (2nd)
- 48 vs. North Carolina, 3/26/15 (2nd)
48 vs. Oregon, 3/22/14 (2nd)

3-Point FG Pct.

- .667 (12-18) vs. Arizona, 3/28/15
- .600 (9-15) vs. St. John's, 3/15/02
- .545 (12-22) vs. Belmont, 3/17/11
- .526 (10-19) vs. Montana, 3/15/12
- .519 (14-27) vs. Syracuse, 3/22/12

Fewest Turnovers

- 4 vs. Wofford, 3/19/10
- 5 vs. Duke, 4/6/15
5 vs. North Carolina, 3/26/15
5 vs. Kansas State, 3/19/11
5 vs. Tulsa, 3/22/03
- 6 vs. Pittsburgh, 3/18/16
6 vs. Oregon, 3/22/15
6 vs. Syracuse, 3/22/12

Field Goals

- 33 vs. Coastal Carolina, 3/20/15
- 31 vs. Weber State, 3/20/03
- 30 vs. North Carolina, 3/27/05
- 29 vs. Oregon, 3/22/14
- 28 vs. Missouri, 3/19/94

Free Throws

- 29 vs. St. John's, 3/15/02
- 25 vs. Texas A&M-CC, 3/16/07
25 vs. Missouri, 3/19/94
- 23 vs. Arizona, 3/28/15
- 22 vs. Bucknell, 3/20/05
22 vs. Cincinnati, 3/17/94

Blocked Shots

- 8 vs. Montana, 3/15/12
- 7 vs. Ole Miss, 3/22/13
7 vs. Cal State Fullerton, 3/20/08
- 6 vs. Xavier, 3/20/16
6 vs. Baylor, 3/27/14
6 vs. Arizona, 3/18/00

Field Goal Attempts

- 67 vs. Missouri, 3/19/94
67 vs. Washington State, 3/29/41
- 63 vs. Fresno State, 3/16/00
- 61 vs. Duke, 4/6/15
61 vs. Coastal Carolina, 3/20/15
61 vs. Arizona, 3/29/14
61 vs. North Carolina, 3/27/05

Free Throw Attempts

- 40 vs. St. John's, 3/15/02
- 35 vs. Missouri, 3/19/94
- 31 vs. Arizona, 3/28/15
- 30 vs. Texas A&M-CC, 3/16/07
- 29 vs. Oregon, 3/22/15
29 vs. Bucknell, 3/20/05
29 vs. Texas, 3/14/97
29 vs. Cincinnati, 3/17/94

Steals

- 13 vs. Fresno State, 3/16/00
- 11 vs. LSU, 3/23/00
- 10 vs. Arizona, 3/18/00
- 9 vs. American, 3/20/14
9 vs. Cincinnati, 3/17/94

Field Goal Percentage

- .556 (25-45) vs. Arizona, 3/28/15
- .541 (33-61) vs. Coastal Carolina, 3/20/15
- .534 (31-58) vs. Weber State, 3/20/03
- .531 (26-49) vs. Villanova, 3/18/17**
- .522 (24-46) vs. Kansas State, 3/22/08

Free Throw Percentage (min. 10 att.)

- .950 (19-20) vs. Kentucky, 4/5/14
- .928 (13-14) vs. American, 3/20/14
- .895 (17-19) vs. Montana, 3/15/12
- .870 (20-23) vs. North Carolina, 3/26/15
- .850 (17-20) vs. Arizona, 3/18/00

3-Point Field Goals

- 15 vs. Missouri, 3/19/94
- 14 vs. Syracuse, 3/22/12
- 13 vs. Virginia Tech, 3/16/17**
- 12 vs. Arizona, 3/28/15
12 vs. Belmont, 3/17/11
12 vs. Fresno State, 3/16/00

Rebounds

- 50 vs. Cal State Fullerton, 3/20/08
- 40 vs. Ole Miss, 3/22/13
40 vs. Cincinnati, 3/17/94
- 39 vs. Baylor, 3/27/14
- 38 vs. Xavier, 3/20/16
38 vs. Arizona, 3/29/14

CURRENT BADGERS IN THE NCAA TOURNAMENT

	GP/GS	MIN	FG	PCT	3FG	PCT	FT	PCT	REB.	RPG	A	TO	B	S	PTS/AVG
Ethan Happ	5/5	139	29-46	.630	0-0	--	11-20	.550	44	8.8	10	12	8	8	69 / 13.8
Nigel Hayes	16/11	455	57-148	.385	11-41	.268	41-61	.672	79	4.9	28	22	4	11	166 / 10.4
Bronson Koenig	16/11	445	52-133	.391	31-79	.392	24-30	.800	36	2.3	28	17	0	7	159 / 9.9
Zak Showalter	10/5	202	19-38	.500	5-17	.294	0-0	--	18	1.8	15	9	1	7	43 / 4.3
Vitto Brown	11/5	138	17-40	.425	11-25	.440	1-3	.333	15	1.7	6	9	3	2	46 / 4.2
Khalil Iverson	5/0	73	5-9	.555	0-0	--	8-15	.533	15	3.0	5	6	5	1	18 / 3.6
D'Mitrik Trice	2/0	38	2-9	.222	2-8	.250	0-0	--	4	2.0	3	2	0	0	6 / 3.0
Alex Illikainen	5/0	22	1-4	.250	0-1	.000	0-0	--	3	0.6	0	1	0	0	5 / 1.0
Jordan Hill	7/0	70	2-11	.182	0-6	.000	2-2	1.000	9	1.3	5	4	0	2	6 / 0.9
Charles Thomas IV	3/0	10	1-3	.333	0-2	.000	0-0	--	6	2.0	0	0	1	0	2 / 0.7
Aaron Moesch	2/0	1+	0-0	--	0-0	--	0-0	--	0	--	0	0	0	0	0 / 0.0
Brevin Pritzl	1/0	8	0-0	--	0-0	--	0-0	--	0	--	0	0	0	0	0 / 0.0

HOME SWEET HOME

The Badgers are VERY good at the Kohl Center



WISCONSIN AT HOME SINCE 2001-02

238-29 (.891)	Overall Home Record
120-18 (.870)	vs. Big Ten teams
118-11 (.915)	vs. non-conference teams
89-7 (.927)	vs. unranked Big Ten teams
39-15 (.722)	vs. teams ranked in the AP top 25
28-4 (.875)	vs. in-state teams
Undefeated	vs. PSU (13-0), IND (13-0), NEB (4-0)
One-loss	MINN (12-1), MICH (12-1)

HOME COOKING

Since the Kohl Center opened in 1998, Wisconsin has been nearly unbeatable on its home floor. In fact, among active venues, the Kohl Center is among the toughest for road teams to come in and steal a win.

Team	Record	Pct.
1. Gonzaga (McCarthy Center) ...	177-17	.912
2. Kentucky (Rupp Arena).....	557-65	.895
3. Kansas (Allen Fieldhouse)....	756-110	.873
4. Wisconsin (Kohl Center)	274-41	.870
5. Xavier (Cintas Center).....	228-35	.867

(records through 2016-17 season)

► Since the 2001-02 season when Greg Gard first joined the staff, the Badgers have compiled a 238-29 (.891) record at the Kohl Center, the 4th-highest mark in the nation over that span.

► Over the last 15 seasons, UW is 120-18 (.870) in Big Ten home games, the best mark in the conference.

STREAKING

Wisconsin's 19-game win streak earlier this season was the 6th-longest in school history. Here are the longest home winning streaks in UW history:

No.	Began	Ended
38	12/7/2002 (UNLV)	1/25/2005 (ILL)
33	3/8/1911 (NW)	1/23/1915 (Chic.)
28	2/8/2006 (IND)	12/8/2007 (Marq.)
24	1/14/1929 (IND)	2/14/1931 (MIN)
23	2/13/2010 (IND)	12/3/11 (Marq.)
19	1/17/16 (MSU)	2/12/17 (NW)
18	2/27/1909 (PUR)	3/1/1911 (MIN)
18	2/19/1915 (PUR)	1/26/1917 (Chic.)
18	2/5/2009 (ILL)	2/9/2010 (ILL)

► Over the last 15 seasons, 178 of the Badgers' 238 home wins have come by at least 10 points (74.8 percent).

► Wisconsin has trailed at halftime in only 51 of 267 home games since the 2001-02 season. UW has come back to win 32 of those 51 games (62.7 percent).

► In 2015-16, the Badgers ranked 2nd in the Big Ten and 7th nationally in attendance, selling out every game (17,287 per game). UW has led the Big Ten in attendance in 10 of the last 14 seasons and has finished among the nation's top 7 in each of the last 16 years.

► This season, the Badgers sold out the 2,100-person Grateful Red (3rd-largest student section in the Big Ten) in exactly 3 minutes.

► Including the 2016-17 season finale vs. Minnesota, Wisconsin has sold out the last 57 consecutive games at the Kohl Center dating back to Jan. of 2014.

► UW had a streak of 143 consecutive sellouts at the Kohl Center, selling out every game from 2003 until midway through the 2011-12 season.

BIG KOHL CENTER WINS

Most memorable home wins of the last 15 years:

Dec. 1, 2001 - UW 70, UW-Green Bay 57
Bo Ryan's first victory at the Kohl Center

Dec. 22, 2001 - UW 86, #14 MU 63
Kirk Penney scores 33 points in UW's first win over a ranked team under Bo Ryan

Jan. 5, 2002 - UW 72, #7 Illinois 66
Ryan's first win over a top-10 team at UW

Feb. 27, 2002 - UW 74, Michigan 54
UW clinches share of first Big Ten title since '47

Dec. 7, 2002 - UW 91, UNLV 74
UW begins school-record 38-game home win streak - Alando Tucker 24 points, 18 rebounds

March 5, 2003 - UW 60, #14 Illinois 59
Devin Harris makes 1-of-2 FTs with 0.4 seconds left to clinch outright Big Ten title

Dec. 23, 2004 - UW 85, UNC Green. 53
UW wins school-record 34th-straight home game

Jan. 16, 2005 - UW 62, #15 Mich. St. 59
Wisconsin overcomes 8-point deficit with 1:58 remaining to win its 38th-straight home game

Feb. 9, 2005 - UW 72, Iowa 69
UW overcomes a 13-point deficit with 12:27 remaining in the game

March 1, 2005 - UW 62, Indiana 60
Alando Tucker scores putback as time expires

Feb. 15, 2006 - UW 78, #12 Ohio St. 73
UW overcomes a nine-point halftime deficit to beat No. 12 Ohio State

Dec. 16, 2006 - UW 89, #2 Pitt 75
Alando Tucker and Brian Butch combine for 59 pts

Jan. 9, 2007 - UW 72, #5 Ohio St. 69
Badgers win the first matchup in school history of top-five teams

March 3, 2007 - UW 52, Michigan St. 50
Kammron Taylor's 3-pointer with 3.9 seconds left gives UW the win

Dec. 2, 2009 - UW 73, #6 Duke 69
Trevon Hughes scores 26 as UW's win clinches Big Ten's first Big Ten/ACC title

Jan. 9, 2010 - UW 73, #4 Purdue 66
Jordan Taylor (23) and Jason Bohannon (20) help end Purdue's undefeated season

Feb. 2, 2010 - UW 67, #5 Michigan State 49
Badgers end MSU's 9-0 Big Ten start

Feb. 12, 2011 - UW 71, #1 Ohio State 67
Stopped OSU's 24-0 start and UW's first win over AP No. 1 since 1962

Feb. 9, 2013 - UW 65, #2 Michigan 62 (OT)
Ben Brust's half-court buzzer-beater sends game to overtime where UW wins

Nov. 19, 2013 - UW 103, North Dakota 85
UW's first 100-point game since '95, Frank Kaminsky scores UW record 43 points

Feb. 9, 2014 - UW 60, #8 Michigan State 58
Treavon Jackson hits game-winning jumper with 2.1 seconds left in Bo Ryan's 150th Big Ten win

March 1, 2015 - #6 UW 68, Michigan State 61
UW claims 18th Big Ten championship and the 4th under Bo Ryan as Frank Kaminsky scores 31

Dec. 23, 2015 - UW 84, Green Bay 79
Greg Gard's first win as interim head coach

Jan. 17, 2016 - UW 77, #4 Michigan State 76
Gard's first ranked win, Koenig/Hayes total 52 pts

HEAD COACH GREG GARD

Long considered one of the best assistant coaches in all of college basketball, Greg Gard was named head coach at the University of Wisconsin on March 7, 2016. A coaching veteran of more than 20 years, Gard is in his 16th season on the Badgers basketball staff, having served as the team's associate head coach since July of 2008.

In his first season as head coach, Gard led UW to the 2016 NCAA Tournament Sweet 16, becoming just the second-ever first-year coach to win the Jim Phelan National Coach of the Year award.

Gard, 45, took over as the Badgers' interim head coach following the retirement of longtime head coach Bo Ryan on Dec. 15. A week later, having begun installation of the Swing offense that had brought UW much success in the past, Gard led the Badgers to an 84-79 win over Green Bay in his head coaching debut.

The transition to Gard's leadership began with a 1-4 start to the Big Ten Conference season, leaving UW at 9-9 overall, but it didn't take long for the Badgers to adjust. Wisconsin proceeded on a run that saw them become one of the nation's hottest teams down the stretch of the regular season, winning 11 of their final 13 games.

A 77-76 victory over fourth-ranked Michigan State at the Kohl Center on Jan. 17 was the beginning of a seven-game win streak that also featured a home win over No. 19 Indiana and an impressive road triumph at No. 2 Maryland. The Badgers later added another road win over No. 8 Iowa on Feb. 24.

Over the season's final seven weeks, Wisconsin lost just twice — on the road at the hands of No. 8 Michigan State and No. 15 Purdue.

UW finished the regular season in a tie for third place in the Big Ten — extending its streak of top-four finishes to a league-record 16th-consecutive season — with a 12-6 conference record. Gard led the Badgers to the most Big Ten wins by a first-year coach since 2004 (Bruce Weber, Illinois).

In 15 total seasons on the Badgers' bench, Gard has never seen the Badgers finish lower than fourth while amassing a mark of 184-74 (.713) in Big Ten play.

As associate head coach, Gard served as the Badgers' recruiting coordinator in addition to on-floor coaching duties, opponent scouting and game preparation, and the constructing of future game schedules. He was also the director of the Badger Boys Basketball Summer Camps.

In November of 2015, Gard was ranked as the fourth-best "X&O" assistant coach in college basketball by coachstat.net. The rankings were made upon receipt of votes from a panel of national college basketball media, scouts and coaches.

In 2012, Gard was named No. 3 on the list of top assistant coaches in college basketball (Bleacher Report). Fox Sports also listed Gard No. 10 on its list of the nation's top 25 assistant coaches.



Gard's 13th and 14th seasons in Madison were some of the program's most memorable. He helped guide the Badgers to back-to-back Final Four appearances in 2014 and 2015, and in 2015 UW reached its first national championship game since 1941. Wisconsin shattered the school's single-season wins record (36) in 2015 and became one of just 10 teams with at least 36 wins in Division I history. In 2014, UW finished 30-8 and won at least 30 games for just the third time in school history.

In fact, Gard has been on the bench for each of the top 11 winningest seasons at Wisconsin.

Gard helped pilot the Badgers to four Big Ten regular season titles and three Big Ten tournament championships, most recently winning both crowns in 2015. UW has made the NCAA tournament in each of Gard's first 14 seasons, advancing to seven Sweet 16s three Elite Eights and two Final Fours.

Gard came to the Badgers after spending the previous two seasons as Ryan's assistant at UW-Milwaukee, where he had responsibilities in scouting, summer basketball camp operations and on-floor coaching, as well as involvement with recruiting.

Previously, Gard served as an assistant coach to Ryan at UW-Platteville from 1993-99. During Gard's years on the Pioneer staff, UW-Platteville compiled a 161-13 (.925) record and won three NCAA Division III titles, five straight Wisconsin Intercollegiate Athletic Conference (WIAC) championships and appeared in six consecutive NCAA tournaments. In his final year at UW-Platteville, Gard served as Ryan's top assistant in charge of recruiting, camp operations and scouting. He also worked as an advisor in the university's admissions office.

The Gard File

Personal

Born: Cobb, Wis.

Family

Wife: Michelle

Daughters: Mackenzie and Peyton; Son, Isaac

Education

B.S., Physical & Health Educ., UW-Platteville, 1995

M.S.E., Counselor Education, UW-Platteville, 2007

Coaching Experience

Assistant Coach, Southwestern [WI] H.S. (1990-93)

Assistant Coach, Platteville [WI] H.S. (1993-94)

Assistant Coach, Wis.-Platteville (1993-99)

Assistant Coach, Wis.-Milwaukee (1999-2001)

Associate Head Coach, Wisconsin (2001-15)

Head Coach, Wisconsin (2015-present)

Collegiate Coaching Record

Wisconsin (2nd season): 42-17 (.712)

Most Big Ten wins, 1st season (Active Big Ten Coaches)

Coach (School)	Record	Pct.
1. Greg Gard (Wisconsin)	12-6	.667
2. Tom Izzo (Michigan State)	9-9	.500
Thad Matta (Ohio State)	8-8	.500
4. John Groce (Illinois)	8-10	.444
Richard Pitino (Minnesota)	8-10	.444
6. Chris Collins (Northwestern)	6-12	.333
7. Mark Turgeon (Maryland)*	6-10	.375
8. John Beilein (Michigan)	5-13	.278
Tim Miles (Nebraska)	5-13	.278
10. Patrick Chambers (PSU)	4-14	.222
Fran McCaffery (Iowa)	4-14	.222
12. Matt Painter (Purdue)	3-13	.188
13. Tom Crean (Indiana)	1-17	.056
14. Steve Pikiell (Rutgers)	1-9	.100

*Maryland was in the ACC during Turgeon's first season (2012)

Prior to joining Ryan's staff in Platteville, Gard spent three seasons at Southwestern High School and one at Platteville High School, where he served in junior high and assistant varsity coaching capacities.

Gard is a 1995 graduate of UW-Platteville with a degree in physical and health education. He received a master's degree in counselor education from Platteville in 2007. Gard and his wife, Michelle, have two daughters Mackenzie and Peyton and a son, Isaac.

GARD'S FIRST 50 GAMES

► Since taking over on Dec. 15, 2015, Gard tallied a mark of 37-13 (.740) in his first 50 games, matching the 2nd-best start in Wisconsin annals, trailing only Hall of Famer Walter Meanwell.

Best 50-Game Starts, UW History

Coach (Years)	Record	Pct.
1. Doc Meanwell (1911-14)	49-1	.980
2. Greg Gard (2015-17)	37-13	.740
3. Emmett Angell (1904-08)	37-13	.740
4. Bo Ryan (2001-03)	33-17	.660
5. Guy Lowman (1917-20)	32-18	.640

Gard Coaching Record

Year	University	Overall Record	Pct.	Big Ten Record	Place	Postseason
2015-16	Wisconsin	15-8	.652	12-6	T3rd	NCAA Sweet 16
2016-17	Wisconsin	27-8	.771	12-6	T2nd	NCAA Sweet 16
Career record (2nd season)		42-17	.712	24-12	.667	

3

ZAK SHOWALTER

Senior | Guard | 6-3 | 185 | Bus: Finance & Accounting
Germantown, Wis. | Germantown High School



Twitter: @ZShowball333 | Instagram: zshowalter3

INDIVIDUAL BENCHMARKS

	SEASON	CAREER
10+ POINTS:	13	23
3+ REBOUNDS:	18	53
DOUBLE-DOUBLES:	0	1
2+ ASSISTS:	19	50
2+ STEALS:	16	27
CHARGES TAKEN:	7	28

GET TO KNOW ZAK

- ▶ One of the most athletic players on the team known for his energetic style and hustle plays
- ▶ Entered the Wisconsin program as a walk-on, earned a scholarship and is now a two-year starter
- ▶ Won the Wisconsin state championship at Germantown HS, where he played for his father, Steve, who served as his high school coach and also played for Bo Ryan at UW-Platteville ('85-'89)
- ▶ Finished his prep career as Germantown's all-time leading scorer; earned Wisconsin Basketball Coaches' Association and AP first-team all-state honors during his senior season at Germantown
- ▶ Father, Steve, coaches at Menomonee Falls HS and brother, Jake, plays at Div. III UW-Platteville
- ▶ Majoring in business finance and accounting, Zak studied abroad in Greece and Italy for three weeks this past summer with teammate Matt Ferris and other fellow UW student-athletes

TOP SEASON PERFORMANCES

- ▶ **Michigan State (2/26/27):** Scored 15 pts (11 in the 1H alone), while also recording 3 stl and 1 reb
- ▶ **Nebraska (2/9/17):** Second-leading scorer for UW with 15 pts (4-6 3FG), plus 6 reb, 2 stl & 1 ast
- ▶ **Michigan (1/17/17):** 3-for-3 FG, finishing with 6 pts, a season-high 5 reb, 3 ast and 1 blk
- ▶ **Rutgers (12/27/16):** Season-high 18 pts (6-10 FG, 4-5 FT), 4 stl and 2 ast
- ▶ **#25 Indiana (1/3/17):** One of four Badgers to reach double-digit scoring, finishing with 14 pts, 2 stl and 1 ast in road win

ZAK'S CAREER AT A GLANCE

- ▶ 2017 Big Ten All-Defensive Team honoree
- ▶ Fifth-year senior has played in 128 career games, including 35 on UW's 2014-15 team that made the national championship game
 - Has now started in 71 straight games, including all 34 games this season
- ▶ Last season was Showalter's first as a starter, during which he averaged 7.5 points, 3.8 rebounds, 2.2 assists and 1.0 steals per game; he shot 45.5% FG, 34.6% 3FG
- ▶ Enrolled in UW-Madison's prestigious business school, Showalter earned Academic All-Big Ten honors last year

SEASON HIGHS

POINTS: 18 vs. Rutgers (12/27/16)
FIELD GOALS: 6 (3x) MR at Michigan State (2/26/17)
FG ATTEMPTS: 10 (2x) MR vs. Rutgers (12/27/16)
3-POINT FGs: 4 (2x) MR at Nebraska (2/9/17)
3-POINT FGAS: 7 vs. Iowa (3/2/17)
FREE THROWS: 5 vs. Central Arkansas (11/11/16)
FT ATTEMPTS: 5 (2x) MR vs. Rutgers (12/27/16)
REBOUNDS: 8 at Michigan (2/16/17)
ASSISTS: 4 (3x) MR vs. Virginia Tech (3/16/17)
BLOCKS: 2 vs. Prairie View A&M (10/27/16)
STEALS: 6 vs. Green Bay (12/14/16)
MINUTES: 38 (2x) MR vs. Villanova (3/18/17)

CAREER HIGHS

POINTS: 21 vs. Rutgers (1/2/16)
FIELD GOALS: 8 vs. Rutgers (1/2/16)
FG ATTEMPTS: 10 (4x) MR vs. Rutgers (12/27/16)
3-POINT FGs: 4 (3x) MR at Nebraska (2/9/17)
3-POINT FGAS: 7 (4x) MR vs. Iowa (3/2/17)
FREE THROWS: 6 vs. VCU (11/22/15)
FT ATTEMPTS: 6 (2x) MR vs. Nebraska (2/10/16)
REBOUNDS: 10 vs. Marquette (12/12/15)
ASSISTS: 7 at Northwestern (1/12/16)
BLOCKS: 2 (2x) MR P. V. A&M (10/27/16)
STEALS: 6 vs. Green Bay (12/14/16)
MINUTES: 41 at Syracuse (12/2/15)

GAME-BY-GAME STATISTICS

Opponent	Date	gs	min	Total		3-Pointers		Free throws		Rebounds				pf	a	t/o	blk	stl	pts	avg	
				fg-fga	pct	3fg-fga	pct	ft-fa	pct	off	def	tot	avg								
CENTRAL ARKANSAS	11/11/16	*	23	2-3	.667	1-2	.500	5-5	1.000	0	2	2	2.0	3	0	2	0	0	10	10.0	
at Creighton	11/15/16	*	35	3-7	.429	1-4	.250	0-0	.000	3	1	4	3.0	5	2	0	0	1	7	8.5	
CHICAGO STATE	11/17/16	*	14	0-5	.000	0-4	.000	0-0	.000	0	2	2	2.7	2	3	1	0	1	0	5.7	
vs Tennessee	11/21/16	*	33	4-8	.500	1-4	.250	0-0	.000	0	3	3	2.8	3	3	1	1	2	9	6.5	
vs Georgetown	11/22/16	*	31	2-5	.400	0-2	.000	1-2	.500	0	4	4	3.0	2	2	1	0	0	5	6.2	
vs North Carolina	11/23/16	*	25	2-3	.667	1-2	.500	0-0	.000	0	1	1	2.7	2	2	1	0	0	5	6.0	
PRAIRIE VIEW A&M	11/27/16	*	21	3-6	.500	3-5	.600	2-3	.667	1	3	4	2.9	4	3	1	2	0	11	6.7	
SYRACUSE	11/29/16	*	29	2-5	.400	1-2	.500	3-4	.750	0	1	1	2.6	3	4	1	0	1	8	6.9	
OKLAHOMA	12/03/16	*	26	2-6	.333	1-5	.200	0-0	.000	1	2	3	2.7	2	1	1	0	1	5	6.7	
IDAHO STATE	12/07/16	*	25	2-6	.333	0-3	.000	0-0	.000	0	5	5	2.9	2	3	0	1	4	4	6.4	
at Marquette	12/10/16	*	33	4-5	.800	1-2	.500	2-2	1.000	1	0	1	2.7	3	2	1	0	2	11	6.8	
GREEN BAY	12/14/16	*	29	6-10	.600	4-6	.667	0-0	.000	2	3	5	2.9	1	1	1	1	6	16	7.6	
FLORIDA A&M	12/23/16	*	21	1-3	.333	1-3	.333	2-2	1.000	0	0	0	2.7	1	3	1	0	1	5	7.4	
RUTGERS	12/27/16	*	30	6-10	.600	2-5	.400	4-5	.800	0	1	1	2.6	3	2	1	0	4	18	8.1	
at Indiana	01/03/17	*	34	5-8	.625	2-5	.400	2-2	1.000	0	0	0	2.4	1	1	1	0	2	14	8.5	
at Purdue	01/08/17	*	33	3-8	.375	1-3	.333	0-0	.000	1	1	2	2.4	2	2	0	0	0	7	8.4	
OHIO STATE	01/12/17	*	13	2-3	.667	0-1	.000	0-0	.000	0	1	1	2.3	4	4	0	0	2	4	8.2	
MICHIGAN	01/17/17	*	28	3-3	1.000	0-0	.000	0-0	.000	1	4	5	2.4	3	3	0	1	0	6	8.1	
at Minnesota	01/21/17	*	36	3-4	.750	1-2	.500	0-0	.000	0	2	2	2.4	3	1	0	3	7	8.0		
PENN STATE	01/24/17	*	26	1-5	.200	1-3	.333	4-4	1.000	2	1	3	2.5	3	1	0	0	1	7	8.0	
vs Rutgers	01/28/17	*	31	2-4	.500	0-2	.000	0-0	.000	2	3	5	2.6	5	1	3	0	2	4	7.8	
at Illinois	01/31/17	*	32	3-6	.500	2-4	.500	0-0	.000	0	1	1	2.5	1	0	1	1	0	8	7.8	
INDIANA	02/05/17	*	31	1-4	.250	1-2	.500	2-4	.500	2	1	3	2.5	3	1	1	1	1	5	7.7	
at Nebraska	02/09/17	*	37	4-8	.500	4-6	.667	3-3	1.000	1	5	6	2.7	4	1	2	0	2	15	8.0	
NORTHWESTERN	02/12/17	*	34	3-5	.600	2-4	.500	2-2	1.000	1	4	5	2.8	2	1	3	1	1	10	8.0	
at Michigan	02/16/17	*	35	2-7	.286	1-3	.333	3-3	1.000	4	4	8	3.0	2	0	1	0	0	8	8.0	
MARYLAND	02/19/17	*	23	2-3	.667	1-2	.500	1-2	.500	0	3	3	3.0	4	0	2	0	0	6	8.0	
at Ohio State	02/23/17	*	24	0-4	.000	0-4	.000	0-0	.000	1	1	2	2.9	4	1	1	0	0	0	7.7	
at Michigan State	02/26/17	*	31	6-7	.857	3-4	.750	0-0	.000	1	0	1	2.9	3	0	2	0	3	15	7.9	
IOWA	03/02/17	*	32	4-9	.444	2-7	.286	1-2	.500	1	2	3	2.9	4	2	3	0	3	11	8.0	
MINNESOTA	03/05/17	*	33	5-8	.625	2-3	.667	0-0	.000	1	4	5	2.9	2	0	0	1	1	12	8.2	
vs Indiana	3/10/17	*	38	4-7	.571	2-4	.500	2-2	1.000	0	2	2	2.9	1	3	0	0	2	12	8.3	
vs Northwestern	3/11/17	*	30	4-7	.571	2-4	.500	0-0	.000	0	1	1	2.8	0	2	1	0	2	10	8.3	
vs Michigan	3/12/17	*	35	3-8	.375	2-4	.500	0-0	.000	2	2	4	2.9	4	1	2	0	3	8	8.3	
vs Virginia Tech	03/16/17	*	27	2-2	1.000	2-2	1.000	0-0	.000	0	0	0	2.8	5	4	0	0	2	6	8.3	
vs Villanova	03/18/17	*	38	2-6	.333	0-4	.000	0-0	.000	0	2	2	2.8	1	1	2	1	0	4	8.1	
Totals			36	1056	103-208	.495	48-122	.393	39-47	.830	28	72	100	2.8	96	63	39	11	53	293	8.1

CAREER STATISTICS

Showalter, Zak																				
Season	gp-gs	min/avg	Total		3-Point		F-Throws		Rebounds				pf	fo	ast	to	blk	stl	Scoring	
			fg-fga	pct	fg-fga	pct	ft-fa	pct	off	def	tot	avg							pts	avg
2012-13	22-0	147/6.7	11-29	.379	2-10	.200	13-19	.684	13	10	23	1.0	18	0	12	8	1	7	37	1.7
2014-15	35-0	266/7.6	23-53	.434	2-14	.143	24-27	.889	18	27	45	1.3	38	0	16	5	4	10	72	2.1
2015-16	35-35	1099/31.4	90-198	.455	37-107	.346	45-56	.804	26	108	134	3.8	102	4	76	48	7	36	262	7.5
2016-17	36-36	1056/29.3	103-208	.495	48-122	.393	39-47	.830	28	72	100	2.8	96	3	63	39	11	53	293	8.1
TOTAL	128-71	2568/20.1	227-488	.465	89-253	.352	121-149	.812	85	217	302	2.4	254	7	167	100	23	106	664	5.2

10 | NIGEL HAYES

Senior | Forward | 6-8 | 240 | Business Finance
Toledo, Ohio | Whitmer High School



Twitter: @NIGEL_HAYES | Instagram: nigel_hayes

INDIVIDUAL BENCHMARKS

	SEASON	CAREER
20+ POINTS:	7	19
5+ REBOUNDS:	27	87
5+ ASSISTS:	4	13
DOUBLE-DOUBLES:	8	15
LED UW IN PTS:	10	32
LED UW IN REB:	15	37
LED UW IN AST:	12	40

GET TO KNOW NIGEL

- Named to the 2017 Big Ten All-Tournament Team after he averaged 14 pts, 10 reb & 1.7 ast to help lead the Badgers to the championship game
- One of the most active members on the team in community service, Hayes is currently 1 of 10 finalists for the 2016-17 Senior CLASS Award
Earlier this season, Hayes orchestrated a fundraising initiative that ultimately raised \$10,000 to fund a Boys & Club shopping spree for needy Madison-area families
- Hayes was named to National Player of the Year watch lists for the Naismith, Wooden and Lute Olsen awards; plus a candidate for the Karl Malone Power Forward of the Year award
- Career honors for Hayes include: All-Big Ten first team ('16), All-B1G third team ('17, '15), B1G Sixth Man of the Year ('14), B1G All-Freshman Team ('14), Academic All-B1G ('14, '15)
- Became one of the most endearing figures of the 2015 NCAA Tournament with his playful wit and vocabulary during press conferences
- Comes from a family of avid Ohio State fans; brother, Kenny, played football for the Buckeyes

TOP SEASON PERFORMANCES

- #23 Maryland (2/19/17):** Double-double with team-high 21 pts and 10 reb, plus 2 ast and 2 stl
- Nebraska (2/9/17):** Game-high 20 pts (6-9 FG, 7-11 FT), including the go-ahead 3-pointer in OT
- Minnesota (1/21/17):** Finished with 21 pts, 5 reb, 1 ast, 1 stl in the road overtime win
- #22 Syracuse (11/29/16):** Displayed his all-around game in a dominant win, finishing 1 pt shy of a triple-double with 11 reb, 10 ast & 9 pts
- Oklahoma (12/3/16):** Racked up a season-high 28 points (8-13 FG, 2-2 3FG, 10-13 FT) and added 6 assists in a dominant 90-70 home win

NIGEL'S CAREER AT A GLANCE

- With 1,835 career points, Hayes moved into 4th on UW's all-time scoring list; he is 20 points from passing Danny Jones for 3rd place
- Hayes has never missed a game in his career, playing in 149 straight, including 35 starts on Wisconsin's 2014-15 team that advanced to the national championship game
- The senior forward has started 111 straight games (all 40 games in 2014-15; all 35 games in 2015-16; all 36 games this year)
- Enrolled in UW-Madison's prestigious business school, Hayes is a two-time Academic All-Big Ten honoree (2014, '15)

SEASON HIGHS

POINTS: 28 vs. Oklahoma (12/3/16)
FIELD GOALS: 9 (2x) MR at Michigan State (2/26/17)
FG ATTEMPTS: 22 at Michigan State (2/26/17)
3-POINT FGS: 3 (2x) MR vs. Tennessee (11/21/16)
3-POINT FGAS: 9 at Creighton (11/15/16)
FREE THROWS: 10 (2x) MR vs. Rutgers (12/27/16)
FT ATTEMPTS: 14 vs. Maryland (2/19/17)
REBOUNDS: 11 (4x) MR vs. Michigan (3/12/17)
ASSISTS: 10 vs. Syracuse (11/29/16)
BLOCKS: 3 vs. Tennessee (11/21/16)
STEALS: 3 at Marquette (12/10/16)
MINUTES: 42 at Minnesota (1/21/17)

CAREER HIGHS

POINTS: 32 vs. Milwaukee (12/9/15)
FIELD GOALS: 9 (3x) MR at Michigan State (2/26/17)
FG ATTEMPTS: 22 at Michigan State (2/26/17)
3-POINT FGS: 4 at Maryland (2/13/16)
3-POINT FGAS: 9 at Creighton (11/15/16)
FREE THROWS: 17 vs. Indiana (1/26/16)
FT ATTEMPTS: 22 vs. Indiana (1/26/16)
REBOUNDS: 13 (3x) MR at Penn State (2/18/15)
ASSISTS: 10 vs. Syracuse (11/29/16)
BLOCKS: 3 (2x) MR vs. Tennessee (11/21/16)
STEALS: 3 (3x) MR at Marquette (12/10/16)
MINUTES: 44 at Syracuse (12/2/15)

GAME-BY-GAME STATISTICS

Opponent	Date	gs	min	Total		3-Pointers		Free throws		Rebounds				pf	a	t/o	blk	stl	pts	avg	
				fg-fga	pct	3fg-fga	pct	ft-fa	pct	off	def	tot	avg								
CENTRAL ARKANSAS	11/11/16	*	24	5-10	.500	2-6	.333	2-2	1.000	2	2	4	4.0	2	5	1	1	14	14.0		
at Creighton	11/15/16	*	36	6-13	.462	3-9	.333	1-2	.500	1	3	4	4.0	1	5	2	0	0	16	15.0	
CHICAGO STATE	11/17/16	*	16	1-8	.125	0-2	.000	1-4	.250	2	3	5	4.3	1	1	2	0	0	3	11.0	
vs Tennessee	11/21/16	*	32	4-8	.500	3-3	1.000	6-9	.667	2	8	10	5.8	0	2	2	3	2	17	12.5	
vs Georgetown	11/22/16	*	28	2-9	.222	0-4	.000	2-2	1.000	2	4	6	5.8	2	2	3	0	0	6	11.2	
vs North Carolina	11/23/16	*	34	3-11	.273	1-7	.143	1-2	.500	0	5	5	5.7	2	1	2	0	1	8	10.7	
PRAIRIE VIEW A&M	11/27/16	*	19	5-5	1.000	0-0	.000	7-8	.875	2	2	4	5.4	1	2	1	0	1	17	11.6	
SYRACUSE	11/29/16	*	32	4-11	.364	0-0	.000	1-3	.333	5	6	11	6.1	3	10	3	0	1	9	11.3	
OKLAHOMA	12/03/16	*	37	8-13	.615	2-2	1.000	10-13	.769	1	1	2	5.7	1	6	0	0	0	28	13.1	
IDAHO STATE	12/07/16	*	21	4-7	.571	0-0	.000	3-8	.375	1	3	4	5.5	0	1	1	1	1	11	12.9	
at Marquette	12/10/16	*	36	6-10	.600	1-2	.500	4-8	.500	2	7	9	5.8	2	4	2	1	3	17	13.3	
GREEN BAY	12/14/16	*	32	8-15	.533	1-2	.500	7-13	.538	1	4	5	5.8	1	1	2	0	2	24	14.2	
FLORIDA A&M	12/23/16	*	20	3-3	1.000	0-0	.000	0-0	.000	0	6	6	5.8	1	4	2	0	1	6	13.5	
RUTGERS	12/27/16	*	36	5-9	.556	0-0	.000	10-10	1.000	2	4	6	5.8	2	2	1	1	2	20	14.0	
at Indiana	01/03/17	*	38	4-11	.364	0-0	.000	2-3	.667	1	1	2	5.5	3	2	0	0	0	10	13.7	
at Purdue	01/08/17	*	33	4-12	.333	0-2	.000	2-4	.500	1	4	5	5.5	2	3	4	0	1	10	13.5	
OHIO STATE	01/12/17	*	24	7-12	.583	0-1	.000	1-5	.200	3	0	3	5.4	1	4	1	0	0	15	13.6	
MICHIGAN	01/17/17	*	38	4-11	.364	1-4	.250	4-10	.400	3	3	6	5.4	2	3	1	0	1	13	13.6	
at Minnesota	01/21/17	*	42	9-18	.500	1-2	.500	2-2	1.000	1	4	5	5.4	1	1	2	0	1	21	13.9	
PENN STATE	01/24/17	*	31	2-7	.286	1-2	.500	4-8	.500	1	7	8	5.5	1	4	0	0	2	9	13.7	
vs Rutgers	01/28/17	*	40	2-7	.286	0-2	.000	3-4	.750	3	8	11	5.8	3	4	3	1	0	7	13.4	
at Illinois	01/31/17	*	31	4-11	.364	1-4	.250	2-4	.500	3	5	8	5.9	2	2	2	0	1	11	13.3	
INDIANA	02/05/17	*	37	4-14	.286	0-3	.000	7-8	.875	6	4	10	6.0	2	2	2	0	1	15	13.3	
at Nebraska	02/09/17	*	32	6-9	.667	1-1	1.000	7-11	.636	1	1	2	5.9	3	0	2	0	1	20	13.6	
NORTHWESTERN	02/12/17	*	36	5-11	.455	0-1	.000	3-5	.600	4	3	7	5.9	2	2	1	0	0	13	13.6	
at Michigan	02/16/17	*	33	3-7	.429	0-0	.000	0-0	.000	1	4	5	5.9	1	1	2	2	1	6	13.3	
MARYLAND	02/19/17	*	38	6-15	.400	0-2	.000	9-14	.643	2	8	10	6.0	3	2	1	0	2	21	13.6	
at Ohio State	02/23/17	*	35	2-6	.333	0-0	.000	3-7	.429	0	4	4	6.0	4	4	2	1	0	7	13.4	
at Michigan State	02/26/17	*	36	9-22	.409	0-0	.000	4-12	.333	6	5	11	6.1	2	4	1	0	0	22	13.7	
IOWA	03/02/17	*	33	4-9	.444	0-0	.000	2-4	.500	2	5	7	6.2	1	2	5	0	0	10	13.5	
MINNESOTA	03/05/17	*	33	5-10	.500	1-1	1.000	1-5	.200	1	5	6	6.2	2	3	0	0	0	12	13.5	
vs Indiana	3/10/17	*	24	4-12	.333	0-2	.000	2-4	.500	3	6	9	6.3	2	2	1	0	0	10	13.4	
vs Northwestern	3/11/17	*	33	7-11	.636	2-2	1.000	2-4	.500	1	9	10	6.4	2	2	0	0	1	18	13.5	
vs Michigan	3/12/17	*	36	6-11	.545	0-1	.000	2-2	1.000	4	7	11	6.5	0	1	3	2	0	14	13.5	
vs Virginia Tech	03/16/17	*	36	4-10	.400	0-1	.000	8-9	.889	6	4	10	6.6	3	3	2	0	0	16	13.6	
vs Villanova	03/18/17	*	39	8-15	.533	0-1	.000	3-7	.429	5	3	8	6.6	3	1	1	1	0	19	13.8	
Totals			36	1161	173-383	.452	21-69	304	128-216	.593	81	158	239	6.6	64	98	60	14	27	495	13.8

CAREER STATISTICS

Hayes, Nigel																				
Season	gp-gs	min/avg	Total fg-fga	pct	3-Point fg-fga	pct	F-Throws ft-fa	pct	Rebounds off	def	tot	avg	pf	fo	ast	to	blk	stl	pts	avg
2013-14	38-0	663/17.4	98-192	.510	0-0	.000	96-164	.585	34	72	106	2.8	99	1	36	45	20	32	292	7.7
2014-15	40-40	1318/33.0	166-334	.497	40-101	.396	125-168	.744	85	162	247	6.2	76	1	79	51	16	34	497	12.4
2015-16	35-35	1267/36.2	161-438	.368	39-133	.293	190-258	.736	69	135	204	5.8	71	0	104	79	14	39	551	15.7
2016-17	36-36	1161/32.2	173-383	.452	21-69	.304	128-216	.593	81	158	239	6.6	64	0	98	60	14	27	495	13.8
TOTAL	149-111	4409/29.6	598-1347	.444	100-303	.330	539-806	.669	269	527	796	5.3	310	2	317	235	64	132	1835	12.3

22 | ETHAN HAPP

Sophomore | Forward | 6-10 | 232 | Communication Arts
Milan, Ill. | Rockridge High School



Twitter: @EthanHapp22 | Instagram: ethan_happ22

INDIVIDUAL BENCHMARKS

	SEASON	CAREER
20+ POINTS:	6	9
10+ REBOUNDS:	15	26
DOUBLE-DOUBLES:	10	20
3+ STEALS:	8	14
3+ BLOCKS:	4	7
LED UW IN PTS:	8	17
LED UW IN REB:	26	46
LED UW IN PTS & REB:	5	11

GET TO KNOW ETHAN

- Named to the 2017 Big Ten All-Tournament Team after he averaged 14.7 pts, 10.3 reb & 1.7 ast to help lead Wisconsin to the championship game
- On National Player of the Year watch lists for Naismith, Wooden and Lute Olsen awards; Kareem Abdul-Jabbar Center of the Year finalist
- Happ was the nation's ONLY player to lead his team in points (14.6), rebounds (8.6), assists (3.0), blocks (1.6) and steals (2.3) during conference play
- Last season, Happ led the Big Ten avg 1.8 stl/game, and a conference-best 2.4 stl/game in Big Ten play. He was the first freshman to lead the Big Ten in steals since OSU's Aaron Craft in 2011.
- Milan, Illinois native (pronounced "MY-lin") was a 2x AP first-team All-State selection at Rockridge.
- First cousins with Blue Jays pitcher J.A. Happ

TOP SEASON PERFORMANCES

- **#23 Maryland (2/19/17):** Filled out his stat line with 20 pts (7-11 FG), 7 reb, 5 stl, 3 ast and 2 blk
- **Rutgers (1/28/17):** Carried UW to an overtime win at Madison Square Garden with a career-high 32 pts, 6 reb, 4 stl, 3 ast and 2 blk
- **Minnesota (1/21/17):** Posted a then-career-high 28 pts, game-high 12 reb, career-high 5 blk, tied a career-high 6 ast and also had 1 stl
- **Maui Invitational (11/21-23/17):** Earned all-tournament honors averaging 16.0 pts and 9.0 reb vs. Tennessee, Georgetown & #4 North Carolina
- **#22 Syracuse (11/29/16):** Had one of the best games of his young career, posting a double-double with 24 pts (10-12 FG), 13 reb (6 off.) and also recorded 4 ast, 1 blk and 1 stl
- **#25 Indiana (1/3/17):** Game-high 19 pts (8-11 FG), team-highs in reb (6) and ast (4), 1 blk and 1 stl

ETHAN'S CAREER AT A GLANCE

- 2017 First-Team All-Big Ten honoree has started all 71 games of his collegiate career, including 35 last year during run to Sweet 16
- 2x Big Ten All-Defensive Team player boasts a diverse skillset, as last season he was the only B1G player to average at least 11.0 ppg, 7.0 rpg, 1.0 apg, 1.0 spg and 0.5 bpg
- Consensus 2016 Big Ten Freshman of the Year (UW's first FoY since Sam Okey in 1996); also named to the B1G's All-Defensive Team and was a third-team all-conference honoree
- Over the last 15 years, Happ is the third NCAA freshman with 400 pts, 60 stl and 30 blk, joining Kevin Durant and DuJuan Blair

SEASON HIGHS

POINTS: 32 vs. Rutgers (1/28/17)
FIELD GOALS: 12 vs. Rutgers (1/28/17)
FG ATTEMPTS: 19 at Minnesota (1/21/17)
3-POINT FGS: -
3-POINT FGAS: -
FREE THROWS: 8 (2x) MR vs. Northwestern (3/11/17)
FT ATTEMPTS: 16 vs. Rutgers (1/28/17)
REBOUNDS: 15 vs. Georgetown (11/22/16)
ASSISTS: 6 (3x) MR at Michigan (2/16/17)
BLOCKS: 5 at Minnesota (1/21/17)
STEALS: 6 at Purdue (1/8/17)
MINUTES: 38 at Minnesota (1/21/17)

CAREER HIGHS

POINTS: 32 vs. Rutgers (1/28/17)
FIELD GOALS: 12 vs. Rutgers (1/28/17)
FG ATTEMPTS: 19 at Minnesota (1/21/17)
3-POINT FGS: -
3-POINT FGAS: -
FREE THROWS: 10 (2x) MR vs. Illinois (2/21/16)
FT ATTEMPTS: 16 vs. Rutgers (1/28/17)
REBOUNDS: 15 (3x) MR vs. Georgetown (11/22/16)
ASSISTS: 6 (3x) MR at Michigan (2/16/17)
BLOCKS: 5 at Minnesota (1/21/17)
STEALS: 6 (2x) MR at Purdue (1/8/17)
MINUTES: 43 at Syracuse (12/2/15)

GAME-BY-GAME STATISTICS

Opponent	Date	gs	min	Total		3-Pointers		Free throws		Rebounds				pf	a	t/o	blk	stl	pts	avg	
				fg	pct	3fg	pct	ft	pct	off	def	tot	avg								
CENTRAL ARKANSAS	11/11/16	*	23	4-4	1.000	0-0	.000	0-2	.000	1	8	9	9.0	2	4	1	1	2	8	8.0	
at Creighton	11/15/16	*	25	3-5	.600	0-0	.000	1-1	1.000	2	8	10	9.5	3	3	4	0	2	7	7.5	
CHICAGO STATE	11/17/16	*	19	4-6	.667	0-0	.000	0-1	.000	3	4	7	8.7	1	1	1	0	1	8	7.7	
vs Tennessee	11/21/16	*	29	6-7	.857	0-0	.000	4-7	.571	3	3	6	8.0	1	1	5	0	2	16	9.8	
vs Georgetown	11/22/16	*	27	8-13	.615	0-0	.000	3-5	.600	8	7	15	9.4	5	1	2	2	2	19	11.6	
vs North Carolina	11/23/16	*	29	6-12	.500	0-0	.000	1-3	.333	1	5	6	8.8	1	4	2	2	4	13	11.8	
PRAIRIE VIEW A&M	11/27/16	*	21	5-8	.625	0-0	.000	2-2	1.000	5	8	13	9.4	1	2	2	0	0	12	11.9	
SYRACUSE	11/29/16	*	32	10-12	.833	0-0	.000	4-8	.500	6	7	13	9.9	0	4	4	1	1	24	13.4	
OKLAHOMA	12/03/16	*	24	7-9	.778	0-0	.000	2-4	.500	2	7	9	9.8	1	2	2	2	3	16	13.7	
IDAHO STATE	12/07/16	*	22	5-6	.833	0-0	.000	2-5	.400	4	8	12	10.0	2	3	2	1	0	12	13.5	
at Marquette	12/10/16	*	17	5-8	.625	0-0	.000	1-2	.500	1	4	5	9.5	3	2	0	1	0	11	13.3	
GREEN BAY	12/14/16	*	26	7-11	.636	0-0	.000	0-0	.000	2	8	10	9.6	2	6	1	0	2	14	13.3	
FLORIDA A&M	12/23/16	*	17	4-6	.667	0-0	.000	0-0	.000	2	7	9	9.5	1	3	1	0	1	8	12.9	
RUTGERS	12/27/16	*	30	4-10	.400	0-0	.000	2-5	.400	3	8	11	9.6	3	2	3	1	3	10	12.7	
at Indiana	01/03/17	*	32	8-11	.727	0-0	.000	3-4	.750	1	5	6	9.4	4	4	0	1	1	19	13.1	
at Purdue	01/08/17	*	32	7-16	.438	0-0	.000	3-3	1.000	1	4	5	9.1	4	4	2	1	6	17	13.4	
OHIO STATE	01/12/17	*	21	3-10	.300	0-0	.000	0-4	.000	4	7	11	9.2	1	2	0	0	2	6	12.9	
MICHIGAN	01/17/17	*	27	5-13	.385	0-0	.000	1-2	.500	4	2	6	9.1	4	3	3	2	2	11	12.8	
at Minnesota	01/21/17	*	38	11-19	.579	0-0	.000	6-9	.667	3	9	12	9.2	2	6	1	5	1	28	13.6	
PENN STATE	01/24/17	*	26	5-9	.556	0-0	.000	4-8	.500	2	6	8	9.2	0	1	4	0	3	14	13.7	
vs Rutgers	01/28/17	*	36	12-18	.667	0-0	.000	8-16	.500	3	3	6	9.0	4	3	2	2	4	32	14.5	
at Illinois	01/31/17	*	32	7-11	.636	0-0	.000	0-3	.000	6	7	13	9.2	3	1	2	0	2	14	14.5	
INDIANA	02/05/17	*	34	8-10	.800	0-0	.000	4-7	.571	1	6	7	9.1	3	2	3	3	3	20	14.7	
at Nebraska	02/09/17	*	36	3-9	.333	0-0	.000	2-4	.500	6	8	14	9.3	4	0	3	1	2	8	14.5	
NORTHWESTERN	02/12/17	*	26	3-8	.375	0-0	.000	3-6	.500	2	5	7	9.2	4	5	4	2	1	9	14.2	
at Michigan	02/16/17	*	30	10-13	.769	0-0	.000	2-2	1.000	2	4	6	9.1	5	6	3	1	2	22	14.5	
MARYLAND	02/19/17	*	29	7-11	.636	0-0	.000	6-11	.545	4	3	7	9.0	4	3	0	2	5	20	14.7	
at Ohio State	02/23/17	*	22	2-5	.400	0-0	.000	0-0	.000	3	3	6	8.9	4	2	2	1	2	4	14.4	
at Michigan State	02/26/17	*	32	4-10	.400	0-0	.000	0-3	.000	5	6	11	9.0	5	3	3	3	2	8	14.1	
IOWA	03/02/17	*	35	5-9	.556	0-0	.000	1-7	.143	1	5	6	8.9	4	2	2	1	1	11	14.0	
MINNESOTA	03/05/17	*	30	4-12	.333	0-0	.000	1-4	.250	5	8	13	9.0	2	5	4	2	0	9	13.9	
vs Indiana	3/10/17	*	32	7-9	.778	0-0	.000	0-1	.000	3	9	12	9.1	4	1	3	0	0	14	13.9	
vs Northwestern	3/11/17	*	28	4-6	.667	0-0	.000	8-11	.727	4	4	8	9.1	2	1	2	0	1	16	13.9	
vs Michigan	3/12/17	*	28	6-16	.375	0-0	.000	2-2	1.000	6	5	11	9.1	1	3	3	0	0	14	13.9	
vs Virginia Tech	03/16/17	*	27	5-8	.625	0-0	.000	0-2	.000	3	5	8	9.1	4	2	2	3	1	10	13.8	
vs Villanova	03/18/17	*	23	5-8	.625	0-0	.000	2-4	.500	2	6	8	9.1	4	3	1	2	2	12	13.8	
Totals			36	997	209-358	.584	0-0	.000	78-158	.494	114	212	326	9.1	98	100	79	43	66	496	13.8

CAREER STATISTICS

Happ, Ethan																				
Season	gp-gs	min/avg	Total		3-Point		F-Throws		Rebounds							Scoring				
			fg-fga	pct	fg-fga	pct	ft-fa	pct	off	def	tot	avg	pf	fo	ast	to	blk	stl	pts	avg
2015-16	35-35	982/28.1	163-303	.538	0-0	.000	108-168	.643	88	190	278	7.9	106	1	44	76	32	63	434	12.4
2016-17	36-36	997/27.7	209-358	.584	0-0	.000	78-158	.494	114	212	326	9.1	98	3	100	79	43	66	496	13.8
TOTAL	71-71	1979/27.9	372-661	.563	0-0	.000	186-326	.571	202	402	604	8.5	204	4	144	155	75	129	930	13.1

24 | BRONSON KOENIG

Senior | Guard | 6-3 | 190 | Life Sciences Comm.
La Crosse, Wis. | La Crosse Aquinas High School



Twitter: @BronsonK_24 | **Instagram:** bkoenig_24

INDIVIDUAL BENCHMARKS

	SEASON	CAREER
20+ POINTS:	9	13
3+ 3-PTERS MADE:	19	44
3+ ASSISTS:	10	41
2+ STEALS:	4	11
LED UW IN PTS:	15	29
LED UW IN AST:	6	30

GET TO KNOW BRONSON

► Named to the 2017 Big Ten All-Tournament Team after he averaged 13.0 pts (9-22 3FG) and helped lead Wisconsin to the championship game

► Was named to National Player of the Year watch lists for the Naismith, Wooden and Lute Olsen awards; Bob Cousy PG of the Year

► Third-Team All-Big Ten last season (13.1 ppg, 2.8 rpg and 2.4 apg)

► Earned the nickname "Klutch Koenig" a season ago with his late-game heroics, including a game-winning 3-pointer to beat Xavier and advance UW to the Sweet 16 of the 2016 NCAA Tournament

► A proud member of the Ho-Chunk tribe, Koenig made a trip to the Dakota Access Pipeline protests and documented in the Players' Tribune

► Wisconsin Player of the Year as a senior after leading La Crosse Aquinas to two WIAA Division 3 state championships in three seasons, recording 16 pts and 5 ast in the 2013 title game

TOP SEASON PERFORMANCES

► **Virginia Tech (3/16/17):** Magical performance in first round of NCAA tournament with a career-high 28 pts, a school record 8 3FGs, 3 ast and 3 reb

► **Ohio State (2/23/17):** Tied a then season- and career-high with 27 pts (9-15 FG, 5-9 3FG)

► **Minnesota (1/21/17):** Game-winning 3 in OT and finished with 11 pts and a team-high 6 ast

► **Michigan (1/17/17):** 13 pts in 2H, including a personal 10-0 run, finishing with 16 pts (3-5 3FG)

► **#25 Indiana (1/3/17):** Perfect 5-5 3FG finishing with 17 pts, while also snatching a career-high 3 stl

► **#22 Syracuse (11/29/16):** Matched his career high with 6 3FGs, finishing with 20 pts in 27 min

► **Marquette (12/10/16):** Matched a season-high 21 pts., plus a season-best 6 assists, 2 stl and 1 blk

BRONSON'S CAREER AT A GLANCE

► 2017 Second-Team All-Big Ten honoree has played in 147 career games, including 40 as part of UW's 2014-15 team that made the national championship game

► With 267 career 3-pointers, Koenig passed former teammate Ben Brust (235) for Wisconsin's career record for all-time 3FG

► Last season, Koenig set a UW record hitting at least one 3-pointer in 43 straight games before it snapped vs. Pitt (3/18/16)

► Koenig went 83-for-213 from beyond the arc last season, tallying the second-most triples in school history

SEASON HIGHS

POINTS: 28 vs. Virginia Tech (3/16/17)
FIELD GOALS: 9 (3x) MR vs. Virginia Tech (3/16/17)
FG ATTEMPTS: 21 vs. Virginia Tech (3/16/17)
3-POINT FGS: 8 vs. Virginia Tech (3/16/17)
3-POINT FGAS: 17 vs. Virginia Tech (3/16/17)
FREE THROWS: 6 at Michigan State (2/26/17)
FT ATTEMPTS: 6 at Michigan State (2/26/17)
REBOUNDS: 7 vs. Indiana (2/5/17)
ASSISTS: 6 (2x) at Minnesota (1/21/17)
BLOCKS: 2 (2x) MR vs. Northwestern (3/11/17)
STEALS: 3 (2x) MR vs. Indiana (3/10/17)
MINUTES: 40- vs. Rutgers (12/28/17)

CAREER HIGHS

POINTS: 28 vs. Virginia Tech (3/16/17)
FIELD GOALS: 9 (4x) MR vs. Virginia Tech (3/16/17)
FG ATTEMPTS: 21 vs. Virginia Tech (3/16/17)
3-POINT FGS: 8 vs. Virginia Tech (3/16/17)
3-POINT FGAS: 17 vs. Virginia Tech (3/16/17)
FREE THROWS: 7 (2x) MR vs. Michigan St. (1/17/16)
FT ATTEMPTS: 8 (2x) MR vs. W. Illinois (11/13/15)
REBOUNDS: 7 (3x) MR vs. Indiana (2/5/17)
ASSISTS: 9 vs. Michigan State (3/15/15)
BLOCKS: 2 (3x) MR vs. Northwestern (3/11/17)
STEALS: 3 (2x) MR vs. Indiana (3/10/17)
MINUTES: 42 (2x) MR at Syracuse (12/2/15)

GAME-BY-GAME STATISTICS

Opponent	Date	gs	min	Total		3-Pointers		Free throws		Rebounds				pf	a	t/o	blk	stl	pts	avg	
				fg-fga	pct	3fg-fga	pct	ft-fa	pct	off	def	tot	avg								
CENTRAL ARKANSAS	11/17/16	*	24	6-12	.500	4-10	.400	0-0	.000	0	4	4	4.0	0	0	0	1	16	16.0		
at Creighton	11/15/16	*	33	8-19	.421	3-13	.231	2-2	1.000	2	0	2	3.0	4	1	4	0	21	18.5		
CHICAGO STATE	11/17/16	*	26	3-9	.333	1-6	.167	3-4	.750	0	3	3	3.0	1	2	1	0	10	15.7		
vs Tennessee	11/21/16	*	32	9-15	.600	3-9	.333	0-0	.000	0	1	1	2.5	2	4	1	1	21	17.0		
vs Georgetown	11/22/16	*	31	7-16	.438	2-8	.250	4-4	1.000	0	6	6	3.2	2	2	3	0	20	17.6		
vs North Carolina	11/23/16	*	28	1-13	.077	0-5	.000	0-0	.000	0	0	0	2.7	0	1	3	1	2	15.0		
PRAIRIE VIEW A&M	11/27/16	*	22	5-10	.500	1-6	.167	0-0	.000	0	1	1	2.4	2	2	0	0	11	14.4		
SYRACUSE	11/29/16	*	27	7-11	.636	6-9	.667	0-0	.000	0	2	2	2.4	3	1	0	0	20	15.1		
OKLAHOMA	12/03/16	*	36	6-15	.400	4-10	.400	0-0	.000	0	3	3	2.4	2	2	0	1	0	16	15.2	
IDAHO STATE	12/07/16	*	17	7-10	.700	4-7	.571	3-4	.750	1	2	3	2.5	3	0	1	0	21	15.8		
at Marquette	12/10/16	*	37	6-12	.500	4-6	.667	2-2	1.000	0	2	2	2.5	3	6	3	1	2	18	16.0	
GREEN BAY	12/14/16	*	33	1-9	.111	0-2	.000	4-4	1.000	0	1	1	2.3	1	4	0	0	1	6	15.2	
FLORIDA A&M	12/23/16	*	22	2-7	.286	2-7	.286	2-2	1.000	0	2	2	2.3	1	2	1	0	1	8	14.6	
RUTGERS	12/27/16	*	33	3-10	.300	2-5	.400	0-0	.000	0	3	3	2.4	0	1	1	0	1	8	14.1	
at Indiana	01/03/17	*	25	5-7	.714	5-5	1.000	2-2	1.000	0	0	0	2.2	3	1	3	0	3	17	14.3	
at Purdue	01/08/17	*	36	3-8	.375	1-4	.250	2-3	.667	0	1	1	2.1	1	1	0	0	0	9	14.0	
OHIO STATE	01/12/17	*	27	7-12	.583	5-7	.714	2-2	1.000	0	1	1	2.1	0	3	1	0	0	21	14.4	
MICHIGAN	01/17/17	*	34	5-10	.500	3-5	.600	3-4	.750	0	4	4	2.2	1	1	2	0	0	16	14.5	
at Minnesota	01/21/17	*	39	4-8	.500	3-5	.600	0-0	.000	0	2	2	2.2	2	6	1	0	0	11	14.3	
PENN STATE	01/24/17	*	29	8-13	.615	4-9	.444	0-0	.000	0	2	2	2.2	1	3	2	0	0	20	14.6	
vs Rutgers	01/28/17	*	40	2-13	.154	2-10	.200	4-4	1.000	0	3	3	2.2	1	2	2	0	0	10	14.4	
at Illinois	01/31/17	*	30	4-13	.308	1-6	.167	0-0	.000	0	4	4	2.3	1	3	2	0	0	9	14.1	
INDIANA	02/05/17	*	35	3-8	.375	2-4	.500	3-4	.750	1	6	7	2.5	3	3	3	0	0	11	14.0	
at Nebraska	02/09/17	*	40	4-13	.308	2-6	.333	2-2	1.000	1	0	1	2.4	2	2	0	0	1	12	13.9	
NORTHWESTERN	02/12/17	*	30	1-8	.125	0-5	.000	0-0	.000	0	2	2	2.4	1	1	1	0	0	2	13.4	
MARYLAND	02/19/17		31	4-11	.364	1-5	.200	0-0	.000	0	1	1	2.3	1	1	1	2	0	9	13.3	
at Ohio State	02/23/17	*	31	9-15	.600	5-9	.556	4-4	1.000	0	0	0	2.3	1	1	1	1	0	27	13.8	
at Michigan State	02/26/17	*	38	5-15	.333	1-9	.111	6-6	1.000	1	5	6	2.4	3	2	1	0	0	17	13.9	
IOWA	03/02/17	*	34	7-14	.500	4-8	.500	1-1	1.000	0	0	0	2.3	0	0	1	0	1	19	14.1	
MINNESOTA	03/05/17	*	23	5-13	.385	5-8	.625	2-2	1.000	0	0	0	2.2	2	1	2	1	2	17	14.2	
vs Indiana	3/10/17	*	37	6-12	.500	4-7	.571	0-0	.000	0	1	1	2.2	0	5	1	0	3	16	14.2	
vs Northwestern	3/11/17	*	26	3-12	.250	2-9	.222	0-0	.000	0	1	1	2.2	1	2	0	2	1	8	14.0	
vs Michigan	3/12/17	*	38	5-14	.357	3-6	.500	2-3	.667	0	1	1	2.1	3	1	2	1	0	15	14.1	
vs Virginia Tech	03/16/17	*	37	9-21	.429	8-17	.471	2-2	1.000	0	3	3	2.1	2	3	1	0	0	28	14.5	
vs Villanova	03/18/17	*	27	7-11	.636	3-6	.500	0-0	.000	0	1	1	2.1	4	1	3	0	1	17	14.5	
Totals			34	1088	177-419	422	100-253	395	55-61	.902	6	68	74	2.1	57	71	48	11	23	509	14.5

CAREER STATISTICS

Koenig, Bronson																				
Season	Total				3-Point		F-Throws		Rebounds			Scoring								
	gp-gs	min/avg	fg-fga	pct	fg-fga	pct	ft-fa	pct	off	def	tot	avg	pf	fo	ast	to	blk	stl	pts	avg
2013-14	37-0	572/15.5	115-115	.443	22-67	.328	6-8	.750	18	28	46	1.2	50	0	41	18	3	11	130	3.5
2014-15	40-24	1152/28.8	115-278	.414	62-153	.405	56-69	.812	19	51	70	1.8	64	2	98	33	8	9	348	8.7
2015-16	35-35	1222/34.9	151-385	.392	83-213	.390	74-77	.763	13	84	97	2.8	76	2	84	52	6	14	459	13.1
2016-17	35-34	1088/31.1	177-419	.422	100-253	.395	55-61	.902	6	68	74	2.1	57	0	71	48	11	23	509	14.5
TOTAL	147-93	4034/27.4	494-1197	.413	267-686	.389	191-235	.813	56	231	287	2.0	247	4	294	151	28	57	1446	9.8

30 | VITTO BROWN

Senior | Forward | 6-8 | 235 | Life Sciences Comm.
Bowling Green, Ohio | Bowling Green High School



Twitter: @SenseiSwat33 | Instagram: vitto33

INDIVIDUAL BENCHMARKS

	SEASON	CAREER
10+ POINTS:	10	27
DOUBLE-DOUBLES:	0	1
5+ REBOUNDS:	12	35
10+ REBOUNDS:	0	1
LED UW IN PTS:	2	4
LED UW IN REB:	1	7

GET TO KNOW VITTO

► In his first two years on campus, Brown did not attempt a single 3-point field goal, but last year, he took on the nickname "3-tto Brown" after he became a viable scoring option from distance

Last year, Brown led UW shooting 40% 3FG
This year, however, Brown is at 31.3% 3FG

► An accomplished singer, Brown has been in a singing group with his family, "Shades of Brown," ever since he was young; he has sung the national anthem prior to UW home games and was part of a quartet that performed it at the 2015 Final Four

► Oldest brother, Xavier, played basketball at Wooster College

► Owns the largest wingspan on the team (7-3)

TOP SEASON PERFORMANCES

► **#1 Villanova:** Stepped up and scored 10 pts (3-6 3FG), while adding 3 reb, 2 ast, 1 blk and 1 stl

► **Penn State (1/24/17):** Scored a season-high 16 pts (6-8 FG), adding 6 reb and 1 ast

► **Michigan (1/17/17):** Second-leading scorer for the Badgers, finishing with 13 pts & 3 reb

► **Ohio State (1/12/17):** Finished with 12 pts, 5 reb, 2 ast and 1 blk

► **Florida A&M (12/23/16):** Aggressive from the tip, Brown finished with 11 pts (3-5 FG, 4-4 FT), 8 reb, 2 ast, 1 blk and 1 stl

► **#4 North Carolina (11/23/16):** Scored a then-season-high 15 pts (5-6 FG, 4-5 3FG)

► **Marquette (12/10/16):** Scored a then-season-high 15 pts and added 6 reb, 3 ast and 1 stl

VITTO'S CAREER AT A GLANCE

► Brown has played 119 career games and been a part of two Final Four runs (2014, '15)

► Last season, became a starter for the first time in his career and started 34 games, averaging 9.7 ppg and 5.0 rpg

► 2x Big Ten Sportsmanship Award ('16, '17)

► Two-time Academic All-Big Ten (2015, '16) is majoring in Life Sciences Communication

SEASON HIGHS

POINTS: 16 vs. Penn State (1/24/17)
FIELD GOALS: 6 vs. Penn State (1/24/17)
FG ATTEMPTS: 11 (2x) MR vs. Michigan (1/17/17)
3-POINT FGS: 4 vs. North Carolina (11/23/16)
3-POINT FGAS: 6 (3x) MR vs. Villanova (3/18/17)
FREE THROWS: 4 (2x) MR vs. F&M (12/23/16)
FT ATTEMPTS: 4 (4x) MR vs. Indiana (2/5/17)
REBOUNDS: 8 (2x) MR vs. Northwestern (3/11/17)
ASSISTS: 3 (4x) MR vs. Minnesota (3/5/17)
BLOCKS: 3 vs. Rutgers (12/28/17)
STEALS: 2 at Nebraska (2/9/17)
MINUTES: 33 vs. Syracuse (11/29/16)

CAREER HIGHS

POINTS: 21 at Maryland (2/13/16)
FIELD GOALS: 8 at Maryland (2/13/16)
FG ATTEMPTS: 15 (2x) MR vs. Marquette (12/12/15)
3-POINT FGS: 4 (2x) MR vs. North Carolina (11/23/16)
3-POINT FGAS: 6 (8x)MR vs. Villanova (3/18/17)
FREE THROWS: 6 (3x) MR vs. Green Bay (12/23/15)
FT ATTEMPTS: 8 vs. Nicholls (12/13/14)
REBOUNDS: 16 vs. TA&MCC (12/15/15)
ASSISTS: 4 at Iowa (2/24/16)
BLOCKS: 3 (3x) MR vs. Rutgers (12/28/17)
STEALS: 2 (5x) MR at Nebraska (2/9/17)
MINUTES: 39 at Syracuse (12/2/15)

GAME-BY-GAME STATISTICS

Opponent	Date	gs	min	Total		3-Pointers		Free throws		Rebounds				pf	a	t/o	blk	stl	pts	avg
				fg-fga	pct	3fg-fga	pct	ft-fa	pct	off	def	tot	avg							
CENTRAL ARKANSAS	11/11/16	*	20	0-5	.000	0-4	.000	0-0	.000	1	2	3	3.0	2	0	0	0	0	0	0.0
at Creighton	11/15/16	*	20	3-4	.750	1-2	.500	0-0	.000	1	4	5	4.0	4	0	4	0	0	7	3.5
CHICAGO STATE	11/17/16	*	17	5-7	.714	2-3	.667	0-0	.000	2	1	3	3.7	1	0	2	0	0	12	6.3
vs Tennessee	11/21/16	*	14	2-4	.500	0-1	.000	0-0	.000	0	3	3	3.5	2	1	3	0	0	4	5.8
vs Georgetown	11/22/16	*	22	3-5	.600	3-4	.750	0-0	.000	0	2	2	3.2	1	3	0	1	0	9	6.4
vs North Carolina	11/23/16	*	24	5-6	.833	4-5	.800	1-2	.500	2	1	3	3.2	4	0	1	0	1	15	7.8
PRAIRIE VIEW A&M	11/27/16	*	23	2-6	.333	1-5	.200	0-0	.000	1	2	3	3.1	0	2	1	1	0	5	7.4
SYRACUSE	11/29/16	*	33	4-10	.400	2-6	.333	0-0	.000	1	2	3	3.1	0	2	2	0	1	10	7.8
OKLAHOMA	12/03/16	*	23	2-6	.333	1-5	.200	0-0	.000	1	2	3	3.1	1	1	1	1	0	5	7.4
IDAHO STATE	12/07/16	*	17	4-7	.571	1-4	.250	0-0	.000	2	1	3	3.1	0	0	1	1	0	9	7.6
at Marquette	12/10/16	*	24	5-11	.455	1-5	.200	4-4	1.000	1	5	6	3.4	4	3	2	0	1	15	8.3
GREEN BAY	12/14/16	*	19	1-4	.250	0-3	.000	0-0	.000	1	3	4	3.4	1	2	2	1	1	2	7.8
FLORIDA A&M	12/23/16	*	18	3-5	.600	1-2	.500	4-4	1.000	2	6	8	3.8	2	2	2	1	1	11	8.0
RUTGERS	12/27/16	*	25	2-5	.400	1-4	.250	0-0	.000	2	5	7	4.0	2	2	2	2	0	5	7.8
at Indiana	01/03/17	*	25	3-8	.375	2-5	.400	0-0	.000	0	6	6	4.1	1	0	3	1	1	8	7.8
at Purdue	01/08/17	*	12	0-3	.000	0-2	.000	0-0	.000	1	0	1	3.9	4	0	2	0	1	0	7.3
OHIO STATE	01/12/17	*	22	5-9	.556	2-4	.500	0-1	.000	2	3	5	4.0	0	2	1	1	0	12	7.6
MICHIGAN	01/17/17	*	26	5-11	.455	1-4	.250	2-2	1.000	0	3	3	3.9	3	1	0	0	1	13	7.9
at Minnesota	01/21/17	*	17	1-5	.200	0-1	.000	0-0	.000	1	6	7	4.1	2	0	3	0	0	2	7.6
PENN STATE	01/24/17	*	21	6-8	.750	2-4	.500	2-2	1.000	3	3	6	4.2	1	2	0	0	0	16	8.0
vs Rutgers	01/28/17	*	20	0-8	.000	0-5	.000	3-4	.750	2	5	7	4.2	2	0	3	3	0	3	7.8
at Illinois	01/31/17	*	25	2-7	.286	1-5	.200	0-0	.000	4	3	7	4.5	2	1	3	0	1	5	7.6
INDIANA	02/05/17	*	20	1-8	.125	0-5	.000	3-4	.750	1	1	2	4.3	3	0	1	1	0	5	7.5
at Nebraska	02/09/17	*	21	3-9	.333	1-5	.200	0-0	.000	3	1	4	4.3	3	3	3	0	2	7	7.5
NORTHWESTERN	02/12/17	*	24	3-7	.429	3-6	.500	2-2	1.000	1	0	1	4.2	1	0	1	0	0	11	7.6
at Michigan	02/16/17	*	18	0-5	.000	0-2	.000	0-0	.000	0	3	3	4.2	1	0	0	0	0	0	7.3
MARYLAND	02/19/17	*	17	0-3	.000	0-1	.000	1-3	.333	2	4	6	4.2	4	0	1	0	0	1	7.1
at Ohio State	02/23/17	*	19	3-8	.375	3-5	.600	0-0	.000	0	1	1	4.1	3	1	0	0	1	9	7.2
at Michigan State	02/26/17	*	13	1-4	.250	0-2	.000	0-0	.000	1	1	2	4.0	3	0	0	0	1	2	7.0
IOWA	03/02/17	*	17	1-5	.200	0-3	.000	0-0	.000	1	1	2	4.0	2	0	0	0	1	2	6.8
MINNESOTA	03/05/17	*	29	2-5	.400	1-3	.333	0-0	.000	1	5	6	4.0	4	3	0	1	1	5	6.8
vs Indiana	3/10/17	*	20	2-4	.500	1-2	.500	0-0	.000	1	1	2	4.0	2	1	0	0	0	5	6.7
vs Northwestern	3/11/17	*	27	3-7	.429	2-5	.400	0-0	.000	4	4	8	4.1	1	1	2	1	0	8	6.8
vs Michigan	3/12/17	*	18	2-4	.500	1-3	.333	0-1	.000	0	1	1	4.0	1	0	0	0	0	5	6.7
vs Virginia Tech	03/16/17	*	17	2-6	.333	1-3	.333	0-0	.000	1	1	2	3.9	2	0	2	0	0	5	6.7
vs Villanova	03/18/17	*	24	3-6	.500	3-6	.500	1-2	.500	1	2	3	3.9	1	2	2	1	1	10	6.8
Totals			36	751	89-225	.396	42-134	.313	23-31	.742	47	94	141	3.9	71	34	52	17	243	6.8

CAREER STATISTICS

Brown, Vitto																				
Season	gp-gs	min/avg	Total fg-fga	pct	3-Point fg-fga	pct	F-Throws ft-fa	pct	Rebounds off	def	tot	avg	pf	fo	ast	to	blk	stl	pts	avg
2013-14	14-0	44/3.1	3-11	.273	0-0	.000	0-3	.000	0	12	12	0.9	5	0	3	2	0	0	6	0.4
2014-15	34-0	214/6.3	26-59	.441	0-0	.000	10-17	.588	12	31	43	1.3	38	0	7	15	8	8	62	1.8
2015-16	35-34	888/25.4	130-292	.445	38-95	.400	42-55	.764	60	114	174	5.0	86	2	29	40	19	19	340	9.7
2016-17	36-36	751/20.9	89-225	.396	42-134	.313	23-31	.742	47	94	141	3.9	71	0	34	52	17	17	243	6.8
TOTAL	119-70	1897/15.9	248-587	.422	80-229	.349	75-106	.708	119	251	370	3.1	200	2	73	109	44	44	651	5.5

0 | D'MITRIK TRICE

Freshman | Guard | 6-0 | 178 | Undecided Major
Huber Heights, Ohio | IMG Academy (Fla.)



Twitter: @DMitrikTrice22 | Instagram: dmitrik_trice0

INDIVIDUAL BENCHMARKS		
	SEASON	CAREER
10+ POINTS:	6	6
3+ 3-PTERS MADE:	4	4
3+ ASSISTS:	11	11
LED UW IN PTS:	1	1
LED UW IN AST:	5	5

GET TO KNOW D'MITRIK

► D'Mitrik is the younger brother of former Michigan State marksman Travis Trice

D'Mitrik is a decent shot in his own right, as he leads the Badgers averaging 42.2% 3FG (38-90)

► Trice has been threatening Tim Locum for UW's freshman record for 3FG%, as Locum averaged 44.1% (41-93) from beyond the arc in 1988

► Trice spent 2015-16 as a post-graduate at IMG Academy where he averaged 12.3 points, 4.1 as-sists and 4.0 rebounds per game

► A two-sport standout at Wayne High School, Trice excelled in basketball and football. As a senior, he averaged 10.3 points and 5.7 assists per game to lead his team to the 2015 state champion-ship and the No. 22 ranking in the nation by USA Today. He also quarterbacked Wayne HS to the state championship game as a senior in 2014.

TOP SEASON PERFORMANCES

► **Virginia Tech (3/16/17):** In his first NCAA tournament game, had 6 pts, 3 reb, 3 ast & 0 TOs

► **#23 Maryland (2/19/17):** In the second start of his career, recorded 7 pts, 2 reb, 1 ast in 19 min

► **Michigan (2/16/17):** Made his first career start and finished with 9 pts, 5 reb, 4 ast and 2 stl

► **Northwestern (2/12/17):** Had a big boost off the bench, scoring all 11 of his pts in the second half alone, while adding 6 reb, 1 ast and 1stl

► **Michigan (1/17/17):** In 14 min off the bench, had 4 pts, 3 reb and 1 stl

► **#4 North Carolina (11/23/16):** Wasn't phased by the competition at the Maui Invitational, scoring 8 pts (2-2 FG, 1-1 3FG, 3-3 FG)

► **Oklahoma (12/3/16):** Erupted for a career-high 16 pts and shot a perfect 4-for-4 from 3-pt range

► **Florida A&M (12/23/16):** Matched a career-high with 4 3FGs and finished with 14 pts (5-8 FG)

D'MITRIK'S CAREER AT A GLANCE

- Made his first career start at Michigan (2/16/17) in relief of injured Bronson Koenig
- Became just the fifth true freshman to start for UW since 2000, joining Devin Harris, Alando Tucker, Josh Gasser & Sam Dekker
- In his true freshman season, Trice has made two starts and played in all 36 games
- Trice has made an immediate impact for the Badgers as a true freshman, becoming a steady force and lead point guard reserve
- Trice is UW's top reserve in terms of points (5.8), assists (1.7) and minutes (18.6) per game
- Owns a 1.7 assist-to-turnover ratio (62/36)

SEASON HIGHS

POINTS: 16 vs. Oklahoma (12/3/16)

FIELD GOALS: 6 vs. Oklahoma (12/3/16)

FG ATTEMPTS: 15 at Michigan (2/16/17)

3-POINT FGS: 4 (3x) MR at Ohio State (2/23/17)

3-POINT FGAS: 7 vs. Virginia Tech (3/16/17)

FREE THROWS: 5 vs. Penn State (1/24/17)

FT ATTEMPTS: 5 vs. Penn State (1/24/17)

REBOUNDS: 6 vs. Northwestern (2/12/17)

ASSISTS: 7 vs. Chicago State (11/17/16)

BLOCKS: 1 (3x) MR vs. Marquette (12/10/16)

STEALS: 3 vs. Minnesota (3/5/17)

MINUTES: 35 at Michigan (2/16/17)

CAREER HIGHS

POINTS: 16 vs. Oklahoma (12/3/16)

FIELD GOALS: 6 vs. Oklahoma (12/3/16)

FG ATTEMPTS: 15 at Michigan (2/16/17)

3-POINT FGS: 4 (3x) MR at Ohio State (2/23/17)

3-POINT FGAS: 7 vs. Virginia Tech (3/16/17)

FREE THROWS: 5 vs. Penn State (1/24/17)

FT ATTEMPTS: 5 vs. Penn State (1/24/17)

REBOUNDS: 6 vs. Northwestern (2/12/17)

ASSISTS: 7 vs. Chicago State (11/17/16)

BLOCKS: 1 (3x) MR vs. Marquette (12/10/16)

STEALS: 3 vs. Minnesota (3/5/17)

MINUTES: 35 at Michigan (2/16/17)

GAME-BY-GAME STATISTICS

Opponent	Date	gs	min	Total		3-Pointers		Free throws		Rebounds				pf	a	t/o	blk	stl	pts	avg
				fg-fga	pct	3fg-fga	pct	ft-fa	pct	off	def	tot	avg							
CENTRAL ARKANSAS	11/11/16	13	2-2	1.000	2-2	1.000	2-2	1.000	0	2	2	2.0	3	0	3	0	1	8	8.0	
at Creighton	11/15/16	4	1-3	.333	1-2	.500	0-0	.000	0	0	0	1.0	1	1	0	1	0	3	5.5	
CHICAGO STATE	11/17/16	23	1-2	.500	1-1	1.000	0-0	.000	0	2	2	1.3	2	7	0	0	0	3	4.7	
vs Tennessee	11/21/16	24	1-2	.500	0-1	.000	3-3	1.000	0	4	4	2.0	1	3	1	0	0	5	4.8	
vs Georgetown	11/22/16	12	1-4	.250	0-1	.000	0-0	.000	0	0	0	1.6	0	1	2	1	1	2	4.2	
vs North Carolina	11/23/16	13	2-2	1.000	1-1	1.000	3-3	1.000	0	1	1	1.5	1	0	0	0	0	8	4.8	
PRAIRIE VIEW A&M	11/27/16	22	4-9	.444	2-4	.500	0-1	.000	1	2	3	1.7	2	1	2	0	0	10	5.6	
SYRACUSE	11/29/16	17	2-5	.400	2-4	.500	0-0	.000	0	3	3	1.9	0	0	0	0	0	6	5.6	
OKLAHOMA	12/03/16	20	6-8	.750	4-4	1.000	0-0	.000	1	1	2	1.9	3	1	0	0	0	16	6.8	
IDAHO STATE	12/07/16	26	1-5	.200	1-2	.500	0-0	.000	0	2	2	1.9	2	2	1	0	1	3	6.4	
at Marquette	12/10/16	21	1-3	.333	0-1	.000	1-2	.500	0	2	2	1.9	1	2	1	1	1	3	6.1	
GREEN BAY	12/14/16	24	2-5	.400	0-2	.000	2-2	1.000	0	0	0	1.8	3	3	2	0	1	6	6.1	
FLORIDA A&M	12/23/16	17	5-8	.625	4-5	.800	0-0	.000	0	1	1	1.7	1	1	0	0	1	14	6.7	
RUTGERS	12/27/16	13	2-3	.667	0-1	.000	0-0	.000	0	4	4	1.9	1	0	2	0	0	4	6.5	
at Indiana	01/03/17	20	2-8	.250	1-4	.250	0-1	.000	1	1	2	1.9	0	3	0	0	1	5	6.4	
at Purdue	01/08/17	20	2-5	.400	0-1	.000	0-0	.000	0	1	1	1.8	0	2	0	0	0	4	6.3	
OHIO STATE	01/12/17	15	3-5	.600	1-1	1.000	0-0	.000	0	1	1	1.8	0	0	1	0	0	7	6.3	
MICHIGAN	01/17/17	14	1-1	1.000	1-1	1.000	1-2	.500	0	3	3	1.8	2	0	1	0	1	4	6.2	
at Minnesota	01/21/17	19	1-3	.333	1-2	.500	1-2	.500	0	0	0	1.7	0	3	1	0	0	4	6.1	
PENN STATE	01/24/17	16	1-6	.167	0-3	.000	5-5	1.000	0	0	0	1.7	3	4	0	0	0	7	6.1	
vs Rutgers	01/28/17	12	0-2	.000	0-2	.000	0-0	.000	1	0	1	1.6	0	0	0	0	0	0	5.8	
at Illinois	01/31/17	17	1-3	.333	0-1	.000	0-0	.000	0	3	3	1.7	0	2	0	0	0	2	5.6	
INDIANA	02/05/17	7	1-3	.333	1-3	.333	0-0	.000	0	0	0	1.6	0	1	1	0	0	3	5.5	
at Nebraska	02/09/17	16	0-3	.000	0-1	.000	0-0	.000	0	2	2	1.6	2	1	0	0	1	0	5.3	
NORTHWESTERN	02/12/17	23	3-8	.375	1-2	.500	4-4	1.000	0	6	6	1.8	0	1	1	0	1	11	5.5	
at Michigan	02/16/17	35	2-15	.133	1-6	.167	4-4	1.000	0	5	5	1.9	3	4	2	0	2	9	5.7	
MARYLAND	02/19/17	19	3-8	.375	0-1	.000	1-2	.500	1	1	2	1.9	3	1	2	0	0	7	5.7	
at Ohio State	02/23/17	17	5-9	.556	4-6	.667	0-0	.000	2	2	4	2.0	1	1	0	0	0	14	6.0	
at Michigan State	02/26/17	14	2-5	.400	1-2	.500	0-0	.000	0	3	3	2.0	0	1	0	0	0	5	6.0	
IOWA	03/02/17	19	1-3	.333	0-2	.000	0-0	.000	0	1	1	2.0	2	2	1	0	0	2	5.8	
MINNESOTA	03/05/17	26	3-6	.500	1-2	.500	1-1	1.000	0	1	1	2.0	0	2	2	0	3	8	5.9	
vs Indiana	3/10/17	31	4-11	.364	3-6	.500	2-4	.500	0	3	3	2.0	1	3	2	0	1	13	6.1	
vs Northwestern	3/11/17	19	2-6	.333	2-4	.500	0-0	.000	0	1	1	2.0	3	3	3	0	2	6	6.1	
vs Michigan	3/12/17	23	0-3	.000	0-1	.000	0-0	.000	0	0	0	1.9	3	3	3	0	1	0	5.9	
vs Virginia Tech	03/16/17	24	2-7	.286	2-7	.286	0-0	.000	0	3	3	1.9	1	3	0	0	0	6	5.9	
vs Villanova	03/18/17	14	0-2	.000	0-1	.000	0-0	.000	0	1	1	1.9	3	0	2	0	0	0	5.8	
Totals		2	669	70-183	.383	38-90	.422	30-38	.789	7	62	69	1.9	48	62	36	3	19	208	5.8

CAREER STATISTICS

Trice, D'Mitrik																			
Season	gp-gs	min/avg	Total		3-Point		F-Throws		Rebounds				pf	fo	ast	to	blk	stl	Scoring
			fg-fga	pct	fg-fga	pct	ft-fa	pct	off	def	tot	avg							
2016-17	36-2	669/18.6	70-183	.383	38-90	.422	30-38	.789	7	62	69	1.9	48	0	62	36	3	19	208 5.8
TOTAL	36-2	669/18.6	70-183	.383	38-90	.422	30-38	.789	7	62	69	1.9	48	0	62	36	3	19	208 5.8

1 | BREVIN PRITZL

R-Freshman | Guard | 6-3 | 195 | Undecided Major
De Pere, Wis. | De Pere High School



Twitter: @LiIB_Pritzl | Instagram: liib_pritz1

INDIVIDUAL BENCHMARKS

	SEASON	CAREER
6+ POINTS:	4	4
2+ 3-PTERS MADE:	1	1
2+ STEALS:	1	1
LED UW IN PTS:	0	0
LED UW IN 3FG:	0	0

GET TO KNOW BREVIN

- ▶ With 1,720 career points, Pritzl finished as the all-time leading scorer at De Pere High School and the second-leading scorer in Green Bay metro area, leading the Redbirds to 84 wins and four conference championships
- ▶ Named all-state by both The Associated Press and the Wisconsin Basketball Coaches Association, while being named the Fox River Classic Conference MVP and Press-Gazette boys basketball player of the year
- ▶ Entered his senior season ranked as the 48th-best player in the country by Scout.com and was ranked No. 78 by Rivals.com
- ▶ Brevin's father, Brian, played college basketball at St. Norbert and Brevin's older brother, Brandon, played college basketball at Hillsdale College

TOP SEASON PERFORMANCES

- ▶ **#23 Maryland (2/19/17):** Had career highs in min (23), pts (7), reb (7), FG (2), FTA (5) and ast (1)
- ▶ **Central Arkansas (11/11/16):** Scored the first points of his career (2) and added 3 reb in 4 min
- ▶ **Nebraska (2/9/17):** Played a career-high 23 min, finishing with 4 pts, 2 reb, 1 ast and 1 stl

BREVIN'S CAREER AT A GLANCE

- ▶ After injury cost him essentially his entire freshman season, Pritzl earned a medical redshirt for 2015-16
- ▶ Hot-shooting guard suffered a broken left foot prior to the start of 2015-16, finally made his debut 11/15/15 vs. Sienna, but later sustained another injury to the same foot
- ▶ Has played in 23 games this season and has a noticeable bump in playing time recently
- ▶ Has earned time in 2 Big Ten tournament games and 1 NCAA tournament game

SEASON HIGHS

POINTS: 7 vs. Maryland (2/19/17)
FIELD GOALS: 2 (4x) MR at Ohio State (2/23/17)
FG ATTEMPTS: 7 at Ohio State (2/23/17)
3-POINT FGS: 2 vs. Prairie View A&M (10/27/16)
3-POINT FGAS: 5 at Ohio State (2/23/17)
FREE THROWS: 4 vs. Indiana (2/5/17)
FT ATTEMPTS: 5 vs. Maryland (2/19/17)
REBOUNDS: 7 vs. Maryland (2/19/17)
ASSISTS: 1 (2x) MR vs. Maryland (2/19/17)
BLOCKS: --
STEALS: 2 vs. Ohio State (1/12/17)
MINUTES: 23 (2x) MR vs. Maryland (2/19/17)

CAREER HIGHS

POINTS: 7 vs. Maryland (2/19/17)
FIELD GOALS: 2 (4x) MR at Ohio State (2/23/17)
FG ATTEMPTS: 7 at Ohio State (2/23/17)
3-POINT FGS: 2 vs. Prairie View A&M (10/27/16)
3-POINT FGAS: 5 at Ohio State (2/23/17)
FREE THROWS: 4 vs. Indiana (2/5/17)
FT ATTEMPTS: 5 vs. Maryland (2/19/17)
REBOUNDS: 7 vs. Maryland (2/19/17)
ASSISTS: 1 (2x) MR vs. Maryland (2/19/17)
BLOCKS: --
STEALS: 2 vs. Ohio State (1/12/17)
MINUTES: 23 (2x) MR vs. Maryland (2/19/17)

GAME-BY-GAME STATISTICS

Opponent	Date	gs	min	Total		3-Pointers		Free throws		Rebounds				pf	a	t/o	blk	stl	pts	avg
				fg-fga	pct	3fg-fga	pct	ft-fa	pct	off	def	tot	avg							
CENTRAL ARKANSAS	11/11/16	4	0-2	.000	0-1	.000	2-4	.500	2	1	3	3.0	0	0	0	0	0	0	2	2.0
CHICAGO STATE	11/17/16	3	0-0	.000	0-0	.000	0-0	.000	0	0	0	1.5	1	0	1	0	0	0	1.0	
vs North Carolina	11/23/16	1	1-1	1.000	1-1	1.000	0-0	.000	0	0	0	1.0	0	0	0	0	0	0	3	1.7
PRAIRIE VIEW A&M	11/27/16	6	2-2	1.000	2-2	1.000	0-0	.000	1	0	1	1.0	0	0	1	0	0	0	6	2.8
SYRACUSE	11/29/16	1	0-0	.000	0-0	.000	0-0	.000	1	0	1	1.0	0	0	0	0	0	0	0	2.2
IDAHO STATE	12/07/16	4	0-1	.000	0-1	.000	0-0	.000	0	0	0	0.8	0	0	0	0	0	0	0	1.8
GREEN BAY	12/14/16	1	0-0	.000	0-0	.000	0-0	.000	0	0	0	0.7	0	0	0	0	0	0	0	1.6
FLORIDA A&M	12/23/16	10	2-3	.667	0-1	.000	2-2	1.000	2	1	3	1.0	0	0	1	0	1	6	2.1	
RUTGERS	12/27/16	1	0-0	.000	0-0	.000	0-0	.000	0	0	0	0.9	0	0	0	0	0	0	0	1.9
OHIO STATE	01/12/17	13	1-3	.333	0-1	.000	0-0	.000	0	3	3	1.1	1	0	0	0	2	2	1.9	
PENN STATE	01/24/17	3	0-0	.000	0-0	.000	0-0	.000	0	0	0	1.0	0	0	1	0	0	0	0	1.7
vs Rutgers	01/28/17	5	0-1	.000	0-1	.000	0-0	.000	0	1	1	1.0	1	0	0	0	0	0	0	1.6
INDIANA	02/05/17	12	1-1	1.000	0-0	.000	4-4	1.000	0	0	0	0.9	2	0	0	0	0	6	1.9	
at Nebraska	02/09/17	23	1-6	.167	0-2	.000	2-2	1.000	1	1	2	1.0	4	1	0	0	1	4	2.1	
NORTHWESTERN	02/12/17	6	0-0	.000	0-0	.000	0-0	.000	0	0	0	0.9	1	0	0	0	0	0	0	1.9
MARYLAND	02/19/17	23	2-4	.500	0-0	.000	3-5	.600	5	2	7	1.3	1	1	0	0	0	7	2.3	
at Ohio State	02/23/17	17	2-7	.286	1-5	.200	0-0	.000	0	0	0	1.2	1	0	1	0	1	5	2.4	
at Michigan State	02/26/17	8	0-0	.000	0-0	.000	1-2	.500	1	0	1	1.2	2	0	0	0	1	1	2.3	
IOWA	03/02/17	13	0-4	.000	0-3	.000	0-0	.000	1	3	4	1.4	1	0	0	0	1	0	2.2	
MINNESOTA	03/05/17	6	0-0	.000	0-0	.000	0-0	.000	0	0	0	1.3	0	0	0	0	0	0	0	2.1
vs Indiana	3/10/17	8	0-1	.000	0-1	.000	0-0	.000	0	0	0	1.2	0	0	0	0	0	0	0	2.0
vs Northwestern	3/11/17	9	1-1	1.000	1-1	1.000	0-0	.000	0	0	0	1.2	1	0	0	0	0	3	2.0	
vs Villanova	03/18/17	8	0-0	.000	0-0	.000	0-0	.000	0	0	0	1.1	2	0	0	0	0	0	0	2.0
Totals		0	185	13-37	.351	5-20	.250	14-19	.737	14	12	26	1.1	18	2	5	0	7	45	2.0

CAREER STATISTICS

Pritzl, Brevin																				
Season			Total		3-Point		F-Throws		Rebounds										Scoring	
	gp-gs	min/avg	fg-fga	pct	fg-fga	pct	ft-fa	pct	off	def	tot	avg	pf	fo	ast	to	blk	stl	pts	avg
2015-16	1-0	4/4.0	0-0	.000	0-0	.000	0-0	.000	0	0	0	0.0	0	0	0	1	0	0	0	0.0
2016-17	23-0	185/8.0	13-37	.351	5-20	.250	14-19	.737	14	12	26	1.1	18	0	2	5	0	7	45	2.0
TOTAL	24-0	189/7.9	13-37	.351	5-20	.250	14-19	.737	14	12	26	1.1	18	0	2	6	0	7	45	1.9

11 | JORDAN HILL

Junior | Guard | 6-4 | 172 | Retailing and Consumer Behavior
Pasadena, Calif. | Exeter Academy (N.H.)



Twitter: @JTaylored11 | Instagram: kingjayy11

INDIVIDUAL BENCHMARKS

	SEASON	CAREER
5+ POINTS:	6	14
10+ POINTS:	0	2
2+ 3-PTERS MADE:	2	7
3+ ASSISTS:	0	3
LED UW IN PTS:	0	0
LED UW IN ASSISTS:	0	1

GET TO KNOW JORDAN

- An under-recruited prep who attended Exeter Academy in New Hampshire after high school, Hill caught the attention of Wisconsin coaches with his hard-working pedigree and tenacity on defense.
- When Greg Gard was promoted to head coach last season, Hill became a huge beneficiary:
Under Bo Ryan: 0 points in 27 minutes
Under Greg Gard: 3.9 ppg, 39.0% FG, 19.3 mpg
- Served as a valuable member of the UW scout team his first two seasons in the program, typically filling the role of the opponent's lead guard.

TOP SEASON PERFORMANCES

- Iowa (3/2/17): Provided a nice boost off the bench, tallying 2 pts, 2 stl, 1 ast & 1 reb in 11 min
- Rutgers (1/28/17): Season-high 23 min, finishing with 3 pts and 1 reb at Madison Square Garden
- Ohio State (1/12/17): Finished with a season-high 8 pts (2-4 3FG) and grabbed 2 reb
- Florida A&M (12/23/16): Tallied 6 pts and a career-high 6 reb
- Central Arkansas (11/11/16): Recorded 6 pts and a season-high 2 ast in the season opener

JORDAN'S CAREER AT A GLANCE

- Hill has played in 75 career games, including 30 last season during Wisconsin's run to the 2016 NCAA Tournament Sweet 16
- Last season as a sophomore, Hill averaged 2.9 points and 15.6 minutes per game
- Made his first-career start last season in a win at Illinois (1/31) in place of Vitto Brown (injury), grabbing a career-high 5 rebounds in the win

SEASON HIGHS

POINTS:	8 vs. Ohio State (1/12/17)
FIELD GOALS:	3 (2x) MR vs. Ohio State (1/12/17)
FG ATTEMPTS:	6 (2x) MR vs. Ohio State (1/12/17)
3-POINT FGS:	2 (2x) MR vs. Ohio State (1/12/17)
3-POINT FGAS:	4 (4x) MR vs. Northwestern (3/11/17)
FREE THROWS:	3 vs. Michigan (1/17/17)
FT ATTEMPTS:	4 vs. Michigan (1/17/17)
REBOUNDS:	6 vs. Florida A&M (12/23/16)
ASSISTS:	2 (3x) MR vs. North Carolina (11/23/16)
BLOCKS:	1 at Michigan (2/16/17)
STEALS:	2 vs. Iowa (3/2/17)
MINUTES:	23 vs. Rutgers (12/28/17)

CAREER HIGHS

POINTS:	13 vs. Indiana (1/26/16)
FIELD GOALS:	5 vs. Indiana (1/26/16)
FG ATTEMPTS:	8 at Iowa (2/24/16)
3-POINT FGS:	3 vs. Ohio State (2/4/16)
3-POINT FGAS:	4 (9x) MR vs. Northwestern (3/11/17)
FREE THROWS:	3 vs. Michigan (1/17/17)
FT ATTEMPTS:	4 vs. Michigan (1/17/17)
REBOUNDS:	6 vs. Florida A&M (12/23/16)
ASSISTS:	4 vs. Green Bay (12/23/15)
BLOCKS:	1 (2x) MR at Michigan (2/16/17)
STEALS:	2 (3x) MR vs. Iowa (3/2/17)
MINUTES:	32 vs. Indiana (1/26/16)

GAME-BY-GAME STATISTICS

Opponent	Date	gs	min	Total		3-Pointers		Free throws		Rebounds				pf	a	t/o	blk	stl	pts	avg
				fg-fga	pct	3fg-fga	pct	ft-fa	pct	off	def	tot	avg							
CENTRAL ARKANSAS	11/11/16	15	2-4	.500	2-4	.500	0-0	.000	0	0	0	0.0	0	2	1	0	0	0	6	6.0
at Creighton	11/15/16	15	0-3	.000	0-1	.000	0-0	.000	1	4	5	2.5	1	2	1	0	0	0	3	3.0
CHICAGO STATE	11/17/16	17	1-1	1.000	1-1	1.000	0-0	.000	0	0	0	1.7	0	1	0	0	0	0	3	3.0
vs Tennessee	11/21/16	2	0-1	.000	0-1	.000	0-0	.000	0	0	0	1.3	0	0	1	0	0	0	2	2.3
vs Georgetown	11/22/16	5	0-2	.000	0-1	.000	0-0	.000	1	0	1	1.2	0	0	0	0	0	0	1	1.8
vs North Carolina	11/23/16	6	0-0	.000	0-0	.000	0-0	.000	0	0	0	1.0	0	2	0	0	0	0	0	1.5
PRAIRIE VIEW A&M	11/27/16	14	1-3	.333	0-2	.000	0-1	.000	0	1	1	1.0	1	1	0	0	1	2	1.6	
SYRACUSE	11/29/16	7	0-1	.000	0-1	.000	0-0	.000	0	1	1	1.0	1	0	0	0	0	0	1	1.4
OKLAHOMA	12/03/16	9	0-1	.000	0-1	.000	0-0	.000	0	2	2	1.1	0	1	0	0	0	0	0	1.2
IDAHO STATE	12/07/16	13	2-4	.500	0-1	.000	1-2	.500	0	1	1	1.1	0	0	0	0	0	0	5	1.6
GREEN BAY	12/14/16	5	0-0	.000	0-0	.000	0-0	.000	0	2	2	1.2	2	0	0	0	0	0	0	1.5
FLORIDA A&M	12/23/16	13	3-6	.500	0-3	.000	0-0	.000	1	5	6	1.6	1	1	0	0	0	0	6	1.8
RUTGERS	12/27/16	3	0-0	.000	0-0	.000	0-0	.000	0	0	0	1.5	0	0	0	0	0	0	0	1.7
at Indiana	01/03/17	3	0-0	.000	0-0	.000	0-0	.000	0	0	0	1.4	0	0	0	0	0	0	0	1.6
at Purdue	01/08/17	5	0-0	.000	0-0	.000	0-0	.000	0	2	2	1.4	0	0	0	0	0	0	0	1.5
OHIO STATE	01/12/17	18	3-6	.500	2-4	.500	0-0	.000	1	1	2	1.4	4	0	0	0	0	0	8	1.9
MICHIGAN	01/17/17	13	1-2	.500	0-0	.000	3-4	.750	0	1	1	1.4	0	0	0	0	0	0	5	2.1
at Minnesota	01/21/17	15	1-1	1.000	1-1	1.000	0-0	.000	0	2	2	1.4	3	0	1	0	0	0	3	2.1
PENN STATE	01/24/17	18	0-3	.000	0-1	.000	0-0	.000	0	0	0	1.4	0	0	0	0	0	0	0	2.0
vs Rutgers	01/28/17	23	1-3	.333	1-2	.500	0-0	.000	0	1	1	1.4	3	0	1	0	0	0	3	2.1
at Illinois	01/31/17	8	0-1	.000	0-1	.000	0-0	.000	0	0	0	1.3	1	0	0	0	0	0	0	2.0
INDIANA	02/05/17	7	0-0	.000	0-0	.000	0-0	.000	0	0	0	1.2	0	0	1	0	1	0	1	1.9
at Nebraska	02/09/17	2	0-0	.000	0-0	.000	0-0	.000	0	0	0	1.2	1	0	0	0	0	0	0	1.8
at Michigan	02/16/17	22	1-4	.250	1-4	.250	0-0	.000	1	1	2	1.2	0	1	1	1	0	0	3	1.8
MARYLAND	02/19/17	2	0-0	.000	0-0	.000	0-0	.000	1	0	1	1.2	0	0	0	0	0	0	0	1.8
at Ohio State	02/23/17	9	0-0	.000	0-0	.000	0-0	.000	0	0	0	1.2	1	0	0	0	0	0	0	1.7
at Michigan State	02/26/17	13	0-0	.000	0-0	.000	0-0	.000	0	2	2	1.2	1	0	0	0	0	1	0	1.6
IOWA	03/02/17	11	1-1	1.000	0-0	.000	0-0	.000	1	0	1	1.2	0	1	1	0	2	2	1.6	
MINNESOTA	03/05/17	9	0-1	.000	0-1	.000	0-0	.000	0	1	1	1.2	0	0	0	0	0	0	0	1.6
vs Indiana	3/10/17	0	0-0	.000	0-0	.000	0-0	.000	0	0	0	1.1	0	0	0	0	0	0	0	1.5
vs Northwestern	3/11/17	11	2-5	.400	1-4	.250	0-0	.000	0	1	1	1.1	1	1	0	0	0	0	5	1.6
vs Michigan	3/12/17	18	0-0	.000	0-0	.000	0-0	.000	0	2	2	1.2	1	1	0	0	0	0	0	1.6
vs Virginia Tech	03/16/17	10	0-1	.000	0-1	.000	2-2	1.000	0	0	0	1.1	3	1	0	0	1	2	1.6	
vs Villanova	03/18/17	3	0-0	.000	0-0	.000	0-0	.000	0	1	1	1.1	0	1	0	0	0	0	0	1.6
Totals		0	344	19-54	.352	9-35	.257	6-9	.667	7	31	38	1.1	25	16	8	1	6	53	1.6

CAREER STATISTICS

Hill, Jordan																				
Season	gp-gs	min/avg	Total		3-Point		F-Throws			Rebounds				Scoring						
			fg-fga	pct	fg-fga	pct	ft-fa	pct	off	def	tot	avg	pf	fo	ast	to	blk	stl	pts	avg
2013-14	11-0	25/2.3	1-7	.143	1-4	.250	4-7	.571	1	2	3	0.3	5	0	1	2	0	0	7	0.6
2015-16	30-1	467/15.6	33-87	.379	17-51	.333	4-6	.667	14	28	42	1.4	44	0	24	19	1	9	87	2.9
2016-17	34-0	344/10.1	19-54	.352	9-35	.257	6-9	.667	7	31	38	1.1	25	0	16	8	1	6	53	1.6
TOTAL	75-1	836/11.1	53-148	.358	27-90	.300	14-22	.636	22	61	83	1.1	74	0	41	29	2	15	147	2.0

15 | CHARLES THOMAS, IV Soph. | Forward | 6-8 | 252 | Undecided Major
Highland, Md. | River Hills High School



Twitter: @Tr33top_T4LL | **Instagram:** s1r_charles

INDIVIDUAL BENCHMARKS

	SEASON	CAREER
10+ POINTS:	1	2
5+ REBOUNDS:	2	8
10+ REBOUNDS:	0	0
DOUBLE-DOUBLES:	0	0
LED UW IN PTS:	0	0
LED UW IN REB:	1	1

GET TO KNOW CHARLES

► Finished his prep career at River Hills High School as the all-time leader in points (1,717) and blocked shots (159); as a senior, named Howard County Boys Player of the Year as well as All-Metro First Team by the Washington Post and Baltimore Sun after averaging 23.2 points, 11.2 rebounds and 2.0 assists per game

► His father, Charles, lettered in basketball for two seasons at Wake Forest before transferring to New Mexico, where he led the Lobos in scoring and rebounds during the two seasons he played there (1988-89), and later went on to play professionally in Australia

TOP SEASON PERFORMANCES

► **Illinois (1/31/17):** Matched a career-high 2 blk and added 2 pts, 2 reb in 6 min off bench

► **Florida A&M (12/23/16):** Scored a season-high 11 pts (career-high 5 FGs), while also adding 5 reb

CHARLES' CAREER AT A GLANCE

► Thomas has played in 59 career games, including 31 last season as a true freshman during Wisconsin's run to the 2016 NCAA Tournament Sweet 16

- ▶ Last season, Thomas averaged 2.3 points, 2.0 rebounds and 9.1 minutes per game

SEASON HIGHS

POINTS:	11 vs. Florida A&M (12/23/16)
FIELD GOALS:	5 vs. Florida A&M (12/23/16)
FG ATTEMPTS:	10 vs. Florida A&M (12/23/16)
3-POINT FGS:	1 (2x) MR vs. Northwestern (2/12/17)
3-POINT FGAS:	2 at Creighton (11/15/16)
FREE THROWS:	7 vs. Central Arkansas (11/11/16)
FT ATTEMPTS:	8 vs. Central Arkansas (11/11/16)
REBOUNDS:	7 vs. Chicago State (11/17/16)
ASSISTS:	2 vs. Central Arkansas (11/11/16)
BLOCKS:	2 at Illinois (1/31/17)
STEALS	--
MINUTES:	15 (3x) MR vs. Florida A&M (12/23/16)

CAREER HIGHS

POINTS: 12 vs. Prairie View A&M (11/25/15)
FIELD GOALS: 5 vs. Florida A&M (12/23/16)
FG ATTEMPTS: 10 vs. Florida A&M (12/23/16)
3-POINT FGS: 1 (6x) MR vs. Northwestern (2/12/17)
3-POINT FGAS: 3 vs. Purdue (12/29/15)
FREE THROWS: 7 vs. Central Arkansas (11/11/16)
FT ATTEMPTS: 8 vs. Central Arkansas (11/11/16)
REBOUNDS: 7 vs. Chicago State (11/17/16)
ASSISTS: 2 vs. Central Arkansas (11/11/16)
BLOCKS: 2 (3x) MR at Illinois (1/31/17)
STEALS: 1 (5x) MR at Penn State (1/21/16)
MINUTES: 26 vs. VCU (11/22/15)

GAME-BY-GAME STATISTICS

Opponent	Date	gs	min	Total		3-Pointers		Free throws		Rebounds				pf	a	t/o	blk	stl	pts	avg
				fg-fga	pct	3fg-fga	pct	ft-ftr	pct	off	def	tot	avg							
CENTRAL ARKANSAS	11/11/16		12	0-4	.000	0-0	.000	7-8	.875	2	0	2	2.0	2	2	0	0	7	7.0	
at Creighton	11/15/16		4	0-2	.000	0-2	.000	0-0	.000	0	3	3	2.5	1	0	0	0	0	3.5	
CHICAGO STATE	11/17/16		15	3-4	.750	0-0	.000	1-2	.500	2	5	7	4.0	0	2	0	0	7	4.7	
vs Tennessee	11/21/16		3	0-0	.000	0-0	.000	0-0	.000	0	0	0	3.0	0	0	0	0	0	3.5	
vs Georgetown	11/22/16		7	1-1	1.000	0-0	.000	0-0	.000	1	0	1	2.6	3	0	0	0	2	3.2	
vs North Carolina	11/23/16		9	1-4	.250	0-0	.000	0-0	.000	0	2	2	2.5	2	0	0	0	2	3.0	
PRAIRIE VIEW A&M	11/27/16		15	2-2	1.000	0-0	.000	2-2	1.000	0	2	2	2.4	2	1	2	0	6	3.4	
SYRACUSE	11/29/16		7	0-2	.000	0-0	.000	0-0	.000	0	1	1	2.3	3	0	1	0	0	3.0	
OKLAHOMA	12/03/16		8	0-1	.000	0-0	.000	0-0	.000	0	0	0	2.0	3	1	1	0	0	2.7	
IDAHO STATE	12/07/16		11	2-5	.400	0-0	.000	3-3	1.000	2	1	3	2.1	0	0	1	0	7	3.1	
at Marquette	12/10/16		7	0-0	.000	0-0	.000	2-2	1.000	0	0	0	1.9	1	0	0	0	2	3.0	
GREEN BAY	12/14/16		5	1-2	.500	0-0	.000	0-0	.000	1	0	1	2.1	1	0	0	0	2	2.9	
FLORIDA A&M	12/23/16		15	5-10	.500	1-1	1.000	0-0	.000	3	2	5	2.1	3	0	2	0	11	3.5	
RUTGERS	12/27/16		2	0-0	.000	0-0	.000	0-0	.000	0	1	1	2.0	3	0	2	0	0	3.3	
at Purdue	01/08/17		2	0-1	.000	0-0	.000	0-0	.000	0	0	0	1.9	1	0	0	0	0	3.1	
OHIO STATE	01/12/17		7	2-4	.500	0-1	.000	1-1	1.000	0	2	2	1.9	2	1	2	0	5	3.2	
at Minnesota	01/21/17		2	0-0	.000	0-0	.000	0-0	.000	0	0	0	1.8	0	0	0	0	0	3.0	
PENN STATE	01/24/17		6	0-1	.000	0-0	.000	2-2	1.000	0	0	0	1.7	4	0	1	0	2	2.9	
vs Rutgers	01/28/17		6	1-1	1.000	0-0	.000	0-0	.000	0	0	0	1.6	1	0	0	0	2	2.9	
at Illinois	01/31/17		6	1-2	.500	0-0	.000	0-0	.000	1	1	2	1.6	1	1	0	2	0	2.9	
INDIANA	02/05/17		4	0-0	.000	0-0	.000	0-0	.000	0	1	1	1.6	0	0	0	0	0	2.7	
at Nebraska	02/09/17		8	1-3	.333	0-0	.000	0-0	.000	1	1	2	1.6	0	0	1	1	0	2.7	
NORTHWESTERN	02/12/17		5	1-3	.333	1-1	1.000	0-0	.000	0	0	0	1.5	0	0	0	0	3	2.7	
at Michigan	02/16/17		1	0-0	.000	0-0	.000	0-0	.000	0	0	0	1.5	0	0	0	0	0	2.6	
MARYLAND	02/19/17		3	0-1	.000	0-1	.000	0-0	.000	0	0	0	1.4	0	0	0	0	0	2.5	
at Ohio State	02/23/17		3	0-0	.000	0-0	.000	0-0	.000	0	0	0	1.3	2	0	0	1	0	2.4	
at Michigan State	02/26/17		2	0-0	.000	0-0	.000	0-0	.000	0	0	0	1.3	2	0	0	0	0	2.3	
vs Northwestern	3/11/17		2	0-1	.000	0-0	.000	0-0	.000	1	0	1	1.3	0	0	0	0	0	2.2	
Totals		0	177	21-54	.389	2-6	.333	18-20	.900	14	22	36	1.3	40	6	17	4	0	62	2.2

CAREER STATISTICS

Thomas, Charlie																			
Season	gp-gs	min/avg	Total		3-Point		F-Throws		Rebounds									Scoring	
			fg-fga	pct	fg-fga	pct	ft-fta	pct	off	def	tot	avg	pf	fo	ast	to	blk	stl	pts
2015-16	31-0	282/9.1	27-73	.370	4-15	.267	14-30	.467	21	42	63	2.0	33	0	3	5	11	5	72
TOTAL	31-0	282/9.1	27-73	.370	4-15	.267	14-30	.467	21	42	63	2.0	33	0	3	5	11	5	72
Thomas IV, Charles																			
Season	gp-gs	min/avg	Total		3-Point		F-Throws		Rebounds									Scoring	
			fg-fga	pct	fg-fga	pct	ft-fta	pct	off	def	tot	avg	pf	fo	ast	to	blk	stl	pts
2016-17	28-0	177/6.3	21-54	.389	2-6	.333	18-20	.900	14	22	36	1.3	40	0	6	17	4	0	62
TOTAL	28-0	177/6.3	21-54	.389	2-6	.333	18-20	.900	14	22	36	1.3	40	0	6	17	4	0	62

21 | KHALIL IVERSON

Sophomore | Guard | 6-5 | 212 | Undecided Major
Delaware, Ohio | Hayes High School



Twitter: @iverson_khalil | Instagram: iversonn24

INDIVIDUAL BENCHMARKS

	SEASON	CAREER
10+ POINTS:	6	7
2+ STEALS:	4	7
LED UW IN PTS:	0	0
LED UW IN STL:	3	5

GET TO KNOW KHALIL

- ▶ With explosive plays and flashy athleticism, Iverson quickly became a fan favorite as a freshman last season and is regarded as one of the most athletic Badgers
- ▶ A versatile forward, Iverson averaged 17 points, 12 rebounds, 7 assists, 2.8 blocks and 2 steals per game as a senior at Hayes HS in Ohio
- ▶ Iverson's relative, Mike Wells, played college basketball at Saginaw Valley State

TOP SEASON PERFORMANCES

- ▶ **Virginia Tech (3/16/17):** Had 11 pts and matched career highs in reb (7), ast (3), plus set career highs in FTs and FTAs (7-10 FT)
- ▶ **Michigan (2/16/17):** Provided a nice boost off the bench, tallying 10 pts (5-7 FG), 4 reb and 1 blk
- ▶ **Illinois (1/31/17):** Scored a career-high 2 3FGs and matched a career-high with 3 stl
- ▶ **Marquette (12/10/16):** Broke out, sparking a huge second-half rally and finishing with 16 pts (5-6 FG, 1-2 3FG, 5-7 FT), 5 reb, 2 blk and 1 ast
- ▶ **Prairie View A&M (11/27/16):** Finished with 10 pts and 5 reb in 18 min off the bench
- ▶ **Georgetown (11/22/16):** Had an impact at the Maui Invitational with 10 pts (4-6 FG) and 7 reb
- ▶ **Chicago State (11/17/16):** Reached double-digit scoring for the first time on the season and second time of his career with 11 pts and rounded out his box score with 5 reb, 2 blk, 2 stl and 1 ast

KHALIL'S CAREER AT A GLANCE

- ▶ Iverson has played in 68 career games, including 34 last season during Wisconsin's run to the 2016 NCAA Tournament Sweet 16
- ▶ Last season, Iverson flashed his athleticism and potential for the Badgers, earning the second-most minutes off the bench (13.0 mpg)

SEASON HIGHS

POINTS: 16 at Marquette (12/10/16)
FIELD GOALS: 5 (3x) MR at Michigan (2/16/17)
FG ATTEMPTS: 7 (2x) MR at Michigan (2/16/17)
3-POINT FGS: 2 at Illinois (1/31/17)
3-POINT FGAS: 2 (2x) MR at Illinois (1/31/17)
FREE THROWS: 7 vs. Virginia Tech (3/16/17)
FT ATTEMPTS: 10 vs. Virginia Tech (3/16/17)
REBOUNDS: 7 (3x) MR vs. Virginia Tech (3/16/17)
ASSISTS: 3 vs. Virginia Tech (3/16/17)
BLOCKS: 3 vs. Central Arkansas (11/11/16)
STEALS: 3 (2x) MR at Illinois (1/31/17)
MINUTES: 25 at Marquette (12/10/16)

CAREER HIGHS

POINTS: 16 at Marquette (12/10/16)
FIELD GOALS: 5 (3x) MR at Michigan (2/16/17)
FG ATTEMPTS: 8 vs. Prairie View A&M (11/25/15)
3-POINT FGS: 2 at Illinois (1/31/17)
3-POINT FGAS: 2 (4x) MR at Illinois (1/31/17)
FREE THROWS: 7 vs. Virginia Tech (3/16/17)
FT ATTEMPTS: 10 vs. Virginia Tech (3/16/17)
REBOUNDS: 7 (4x) MR vs. Virginia Tech (3/16/17)
ASSISTS: 3 (2x) MR vs. Virginia Tech (3/16/17)
BLOCKS: 3 (3x) MR vs. Central Arkansas (11/11/16)
STEALS: 3 (3x) MR at Illinois (1/31/17)
MINUTES: 30 at Illinois (1/31/16)

GAME-BY-GAME STATISTICS

Opponent	Date	gs	min	Total		3-Pointers		Free throws		Rebounds			pf	a	t/o	blk	stl	pts	avg	
				fg-fga	pct	3fg-fga	pct	ft-fa	pct	off	def	tot								
CENTRAL ARKANSAS	11/11/16	15	2-2	1.000	0-0	.000	0-0	.000	1	2	3	3.0	1	0	0	3	0	4	4.0	
at Creighton	11/15/16	7	0-0	.000	0-0	.000	0-0	.000	1	0	1	2.0	2	0	1	0	0	0	2.0	
CHICAGO STATE	11/17/16	20	5-7	.714	0-1	.000	1-2	.500	3	2	5	3.0	0	2	1	2	2	11	5.0	
vs Tennessee	11/21/16	14	1-2	.500	0-0	.000	0-0	.000	0	1	1	2.5	2	1	2	0	0	2	4.3	
vs Georgetown	11/22/16	20	4-6	.667	0-1	.000	2-3	.667	3	4	7	3.4	1	0	2	1	0	10	5.4	
vs North Carolina	11/23/16	11	0-2	.000	0-0	.000	0-0	.000	1	5	6	3.8	0	0	1	1	0	0	4.5	
PRAIRIE VIEW A&M	11/27/16	18	3-3	1.000	0-0	.000	4-5	.800	2	3	5	4.0	1	1	1	1	1	10	5.3	
SYRACUSE	11/29/16	5	0-0	.000	0-0	.000	0-0	.000	0	0	0	3.5	0	0	0	0	0	0	4.6	
OKLAHOMA	12/03/16	15	2-4	.500	0-0	.000	0-3	.000	2	2	4	3.6	1	0	0	0	1	4	4.6	
IDAHO STATE	12/07/16	20	2-3	.667	0-0	.000	0-0	.000	0	4	4	3.6	3	2	3	0	3	4	4.5	
at Marquette	12/10/16	25	5-6	.833	1-2	.500	5-7	.714	1	4	5	3.7	1	1	0	2	0	16	5.5	
GREEN BAY	12/14/16	22	1-2	.500	0-0	.000	1-2	.500	1	3	4	3.8	2	1	1	1	0	3	5.3	
FLORIDA A&M	12/23/16	16	1-4	.250	0-1	.000	0-0	.000	1	3	4	3.8	0	2	2	0	0	2	5.1	
RUTGERS	12/27/16	19	1-5	.200	0-1	.000	4-4	1.000	4	1	5	3.9	0	0	1	2	0	6	5.1	
at Indiana	01/03/17	13	1-2	.500	0-0	.000	0-2	.000	3	2	5	3.9	0	1	0	1	1	2	4.9	
at Purdue	01/08/16	18	3-4	.750	0-1	.000	0-0	.000	1	1	2	3.8	0	0	0	0	1	6	5.0	
OHIO STATE	01/12/17	19	1-5	.200	0-0	.000	1-2	.500	2	4	6	3.9	1	2	2	0	2	3	4.9	
MICHIGAN	01/17/17	11	0-0	.000	0-0	.000	0-0	.000	0	0	0	3.7	0	0	1	0	0	0	4.6	
at Minnesota	01/21/17	11	1-2	.500	0-0	.000	0-0	.000	1	0	1	3.6	1	0	2	0	0	2	4.5	
PENN STATE	01/24/17	13	2-2	1.000	1-1	1.000	0-0	.000	2	1	3	3.6	1	0	1	0	1	5	4.5	
vs Rutgers	01/28/17	12	0-3	.000	0-1	.000	0-0	.000	1	2	3	3.5	0	0	0	0	1	0	4.3	
at Illinois	01/31/17	15	2-4	.500	2-2	1.000	0-2	.000	0	1	1	3.4	1	0	1	2	3	6	4.4	
INDIANA	02/05/17	13	0-0	.000	0-0	.000	0-0	.000	0	0	0	3.3	0	0	1	0	2	0	4.2	
at Nebraska	02/09/17	10	1-3	.333	0-1	.000	0-2	.000	1	1	2	3.2	2	1	0	1	0	2	4.1	
NORTHWESTERN	02/12/17	16	0-0	.000	0-0	.000	0-0	.000	0	1	1	3.1	1	0	1	1	0	0	3.9	
at Michigan	02/16/17	22	5-7	.714	0-0	.000	0-0	.000	1	3	4	3.2	3	0	1	1	0	10	4.2	
MARYLAND	02/19/17	15	0-2	.000	0-0	.000	0-0	.000	3	4	7	3.3	3	1	0	0	0	0	4.0	
at Ohio State	02/23/17	16	1-1	1.000	0-0	.000	2-2	1.000	0	1	1	3.2	1	1	0	0	0	4	4.0	
at Michigan State	02/26/17	13	1-2	.500	0-1	.000	2-2	1.000	0	1	1	3.1	1	2	1	0	0	4	4.0	
IOWA	03/02/17	4	0-0	.000	0-0	.000	0-0	.000	0	1	1	3.1	0	0	0	0	0	0	3.9	
MINNESOTA	03/05/17	9	1-2	.500	0-0	.000	1-4	.250	2	2	4	3.1	2	0	2	0	0	3	3.8	
vs Indiana	3/10/17	3	0-1	.000	0-0	.000	0-0	.000	0	1	1	3.0	0	0	0	0	0	0	3.7	
vs Virginia Tech	03/16/17	21	2-4	.500	0-0	.000	7-10	.700	4	3	7	3.2	2	3	1	0	0	11	3.9	
vs Villanova	03/18/17	22	1-1	1.000	0-0	.000	1-3	.333	1	3	4	3.2	1	1	3	0	0	3	3.9	
Totals		0	503	49-91	.538	4-13	.308	31-55	.564	42	66	108	3.2	34	22	32	19	18	133	3.9

CAREER STATISTICS

Iverson, Khalil																				
Season	Total		3-Point		F-Throws		Rebounds										Scoring			
	gp-gs	min/avg	fg-fga	pct	fg-fga	pct	ft-fa	pct	off	def	tot	avg	pf	fo	ast	to	blk	stl	pts	avg
2015-16	34-0	443/13.0	33-70	.471	2-12	.167	19-36	.528	24	39	63	1.9	30	0	21	31	20	12	87	2.6
2016-17	34-0	503/14.8	49-91	.538	4-13	.308	31-55	.564	42	66	108	3.2	34	0	22	32	19	18	133	3.9
TOTAL	68-0	946/13.9	82-161	.509	6-25	.240	50-91	.549	66	105	171	2.5	64	0	43	63	39	30	220	3.2

25

ALEX ILLIKAINEN

Sophomore | Forward | 6-9 | 232 | Undecided Major
Grand Rapids, Minn. | Brewster Academy (N.J.)



Twitter: @Allikainen_25 | Instagram: aillikainen_25

INDIVIDUAL BENCHMARKS

	SEASON	CAREER
5+ POINTS:	3	12
10+ POINTS:	0	1
5+ REBOUNDS:	1	5
10+ REBOUNDS:	0	0
DOUBLE-DOUBLES:	0	0
LED UW IN PTS:	0	0
LED UW IN REB:	0	1

GET TO KNOW ALEX

► Spent his senior year of prep playing for Brewster Academy in Wolfeboro, New Hampshire, helping lead Brewster to a 34-1 record and the 2015 National Prep School Championship

Prior to Brewster, he was a two-time all-state selection at Grand Rapids High School, where he averaged 26.5 points and 15.2 rebounds per game as a junior and 26.2 points and 12.0 rebounds as a sophomore

► Illikainen finished at Grand Rapids as the all-time leader in points (2,185) and rebounds (1,402)

► Comes from a family full of athletes, as his father, Darin, played college hockey at Minnesota Duluth; his mother, Mary, played college basketball at Minnesota Duluth; his sister, Morgan, played college hockey at Dartmouth College and his other sister, Molly, plays hockey at St. Cloud State

TOP CAREER PERFORMANCES

► Penn State (1/21/16): Played a career-high 26 min, finishing with 9 pts and a career-high 7 reb

► #8 Michigan State (2/18/16): Recorded career-highs in 3FG (2) and assists (2) off the bench

► Nebraska (2/10/16): Tied for a team-high 5 reb and added 3 pts and 1 ast in 14 min

► Ohio State (2/4/16): Tallied 6 pts (2-3 3FG), 6 reb and 1 ast in 22 min off the bench

ALEX'S CAREER AT A GLANCE

- Illikainen has played in 60 career games, including 33 last season as a true freshman
- When Greg Gard took over as coach last season, Illikainen was one of the main benefactors, seeing his time/production increase:
Under Bo Ryan: 4.8 mpg, 1.8 ppg,
Under Gard: 12.2 mpg, 2.2 ppg, 1.7 rpg

SEASON HIGHS

POINTS: 8 vs. Chicago State (11/17/16)
FIELD GOALS: 2 (3x) MR vs. Ohio State (1/12/17)
FG ATTEMPTS: 7 at Creighton (11/15/16)
3-POINT FGS: 2 (2x) MR vs. Ohio State (1/12/17)
3-POINT FGAS: 6 at Creighton (11/15/16)
FREE THROWS: 4 (2x) MR vs. Rutgers (12/27/16)
FT ATTEMPTS: 4 (2x) MR vs. Rutgers (12/27/16)
REBOUNDS: 5 (2x) MR vs. Rutgers (12/27/16)
ASSISTS: 1 (9x) MR vs. Northwestern (3/11/17)
BLOCKS: 2 vs. Rutgers (12/27/16)
STEALS: 1 (3x) MR vs. Georgetown (11/22/16)
MINUTES: 21 at Creighton (11/15/16)

CAREER HIGHS

POINTS: 10 vs. Purdue (12/29/15)
FIELD GOALS: 4 at Penn State (1/21/16)
FG ATTEMPTS: 7 (2x) MR at Creighton (11/15/16)
3-POINT FGS: 2 (5x) MR vs. Ohio State (1/12/17)
3-POINT FGAS: 6 at Creighton (11/15/16)
FREE THROWS: 4 (2x) MR vs. Rutgers (12/27/16)
FT ATTEMPTS: 4 (3x) MR vs. Rutgers (12/27/16)
REBOUNDS: 7 at Penn State (1/21/16)
ASSISTS: 2 at Michigan State (2/18/16)
BLOCKS: 2 vs. Rutgers (12/27/16)
STEALS: 1 (9x) MR vs. Georgetown (11/22/16)
MINUTES: 26 at Penn State (1/21/16)

GAME-BY-GAME STATISTICS

Opponent	Date	gs	min	Total		3-Pointers		Free throws		Rebounds				pf	a	to	blk	stl	pts	avg
				fg-fga	pct	3fg-fga	pct	ft-fa	pct	off	def	tot	avg							
CENTRAL ARKANSAS	11/11/16	16	1-2	.500	0-0	.000	0-0	.000	1	3	4	4.0	2	1	1	0	1	2	2.0	
at Creighton	11/15/16	21	2-7	.286	2-6	.333	0-0	.000	1	3	4	4.0	0	1	0	0	1	6	4.0	
CHICAGO STATE	11/17/16	18	2-5	.400	0-0	.000	4-4	1.000	2	3	5	4.3	0	1	0	0	0	8	5.3	
vs Tennessee	11/21/16	17	0-1	.000	0-0	.000	0-0	.000	2	2	4	4.3	1	1	1	0	0	0	4.0	
vs Georgetown	11/22/16	14	0-3	.000	0-0	.000	0-0	.000	2	1	3	4.0	2	1	0	0	1	0	3.2	
vs North Carolina	11/23/16	14	0-0	.000	0-0	.000	0-0	.000	0	0	0	3.3	0	1	0	0	0	0	2.7	
PRAIRIE VIEW A&M	11/27/16	8	0-1	.000	0-1	.000	1-2	.500	0	0	0	2.9	0	0	0	0	0	1	2.4	
SYRACUSE	11/29/16	6	0-1	.000	0-0	.000	0-1	.000	0	1	1	2.6	0	0	1	0	0	0	2.1	
OKLAHOMA	12/03/16	2	0-0	.000	0-0	.000	0-0	.000	0	0	0	2.3	0	0	0	0	0	0	1.9	
IDAHO STATE	12/07/16	9	0-0	.000	0-0	.000	0-0	.000	1	2	3	2.4	1	0	0	0	0	0	1.7	
GREEN BAY	12/14/16	2	0-0	.000	0-0	.000	0-0	.000	0	0	0	2.2	1	0	0	0	0	0	1.5	
FLORIDA A&M	12/23/16	8	1-1	1.000	0-0	.000	0-1	.000	0	0	0	2.0	1	1	1	0	0	2	1.6	
RUTGERS	12/27/16	4	0-0	.000	0-0	.000	0-2	.000	0	0	0	1.8	1	0	0	0	0	0	1.5	
at Indiana	01/03/17	10	0-1	.000	0-1	.000	0-0	.000	1	1	2	1.9	3	0	0	1	0	0	1.4	
at Purdue	01/08/17	9	1-2	.500	0-1	.000	0-0	.000	0	0	0	1.7	3	0	1	0	0	2	1.4	
OHIO STATE	01/12/17	12	2-2	1.000	2-2	1.000	0-0	.000	1	0	1	1.7	2	0	0	0	0	6	1.7	
MICHIGAN	01/17/17	9	0-2	.000	0-2	.000	0-0	.000	0	2	2	1.7	0	0	0	0	0	0	1.6	
at Minnesota	01/21/17	6	0-2	.000	0-1	.000	0-0	.000	1	2	3	1.8	0	0	0	1	0	0	1.5	
PENN STATE	01/24/17	6	1-1	1.000	0-0	.000	0-0	.000	2	0	2	1.8	0	1	0	1	0	2	1.5	
at Michigan	02/16/17	4	0-2	.000	0-1	.000	0-0	.000	1	0	1	1.8	0	0	0	0	0	0	1.5	
at Ohio State	02/23/17	7	1-2	.500	0-1	.000	1-2	.500	0	2	2	1.8	1	0	0	0	0	3	1.5	
MINNESOTA	03/05/17	1	0-0	.000	0-0	.000	0-0	.000	0	1	1	1.7	0	0	0	0	0	0	1.5	
vs Indiana	3/10/17	7	0-0	.000	0-0	.000	0-0	.000	0	0	0	1.7	1	0	0	0	0	0	1.4	
vs Northwestern	3/11/17	7	1-1	1.000	0-0	.000	0-0	.000	1	1	2	1.7	0	1	0	0	0	2	1.4	
vs Michigan	3/12/17	4	0-0	.000	0-0	.000	0-0	.000	0	0	0	1.6	0	0	0	0	0	0	1.4	
vs Virginia Tech	03/16/17	1	0-1	.000	0-0	.000	0-0	.000	0	0	0	1.5	0	0	0	0	0	0	1.3	
vs Villanova	03/18/17	2	0-0	.000	0-0	.000	0-0	.000	0	0	0	1.5	0	0	0	0	0	0	1.3	
Totals		0	224	12-37	.324	4-16	.250	6-12	.500	16	24	40	1.5	19	9	5	3	3	34	1.3

CAREER STATISTICS

Illikainen, Alex																				
Season	gp-gs	min/avg	Total		3-Point		F-Throws		Rebounds				Scoring							
			fg-fga	pct	fg-fga	pct	ft-fa	pct	off	def	tot	avg	pts	fg	ast	to	blk	stl	pts	avg
2015-16	33-0	324/9.8	26-63	.413	9-28	.321	10-15	.667	16	33	49	1.5	33	0	13	11	3	6	71	2.2
2016-17	27-0	224/8.3	12-37	.324	4-16	.250	6-12	.500	16	24	40	1.5	19	0	9	5	3	3	34	1.3
TOTAL	60-0	548/9.1	38-100	.380	13-44	.295	16-27	.593	32	57	89	1.5	52	0	22	16	6	9	105	1.8

2016-17 Season Statistics

Updated through March 18, 2017

Overall record: 27-9 Conf: 12-6 Home: 15-2 Away: 5-5 Neutral: 7-2

#	Player	gp-gs	min	avg	Total		3-Point		F-Throw		Rebounds				pf	dq	a	to	blk	stl	pts	avg
					fg-fga	fg%	3fg-fga	3fg%	ft-fa	ft%	off	def	tot	avg								
24	Koenig, Bronson	35-34	1088	31.1	177-419	.422	100-253	.395	55-61	.902	6	68	74	2.1	57	0	71	48	11	23	509	14.5
22	Happ, Ethan	36-36	997	27.7	209-358	.584	0-0	.000	78-158	.494	114	212	326	9.1	98	3	100	79	43	66	496	13.8
10	Hayes, Nigel	36-36	1161	32.2	173-383	.452	21-69	.304	128-216	.593	81	158	239	6.6	64	0	98	60	14	27	495	13.8
03	Showalter, Zak	36-36	1056	29.3	103-208	.495	48-122	.393	39-47	.830	28	72	100	2.8	96	3	63	39	11	53	293	8.1
30	Brown, Vitto	36-36	751	20.9	89-225	.396	42-134	.313	23-31	.742	47	94	141	3.9	71	0	34	52	17	17	243	6.8
00	Trice, D'Mitrik	36-2	669	18.6	70-183	.383	38-90	.422	30-38	.789	7	62	69	1.9	48	0	62	36	3	19	208	5.8
21	Iverson, Khalil	34-0	503	14.8	49-91	.538	4-13	.308	31-55	.564	42	66	108	3.2	34	0	22	32	19	18	133	3.9
15	Thomas IV, Charles	28-0	177	6.3	21-54	.389	2-6	.333	18-20	.900	14	22	36	1.3	40	0	6	17	4	0	62	2.2
01	Pritzl, Brevin	23-0	185	8.0	13-37	.351	5-20	.250	14-19	.737	14	12	26	1.1	18	0	2	5	0	7	45	2.0
11	Hill, Jordan	34-0	344	10.1	19-54	.352	9-35	.257	6-9	.667	7	31	38	1.1	25	0	16	8	1	6	53	1.6
33	Van Vliet, Andy	14-0	48	3.4	6-17	.353	3-8	.375	3-4	.750	5	15	20	1.4	3	0	2	2	2	0	18	1.3
25	Illikainen, Alex	27-0	224	8.3	12-37	.324	4-16	.250	6-12	.500	16	24	40	1.5	19	0	9	5	3	3	34	1.3
20	Schlundt, T.J.	13-0	21	1.6	1-6	.167	0-4	.000	1-1	1.000	1	1	2	0.2	1	0	0	0	1	0	3	0.2
05	Moesch, Aaron	18-0	40	2.2	1-4	.250	0-0	.000	1-2	.500	5	2	7	0.4	1	0	2	0	0	2	3	0.2
04	Ferris, Matt	11-0	11	1.0	0-5	.000	0-2	.000	0-0	.000	3	2	5	0.5	1	0	2	0	0	1	0	0.0
Team											59	50	109					12				
Total.....		36	7275		943-2081	.453	276-772	.358	433-673	.643	449	891	1340	37.2	576	6	489	395	129	242	2595	72.1
Opponents.....		36	7275		794-1931	.411	243-645	.377	393-531	.740	305	805	1110	30.8	656	-	366	460	108	193	2224	61.8

TEAM STATISTICS	WIS	OPP
SCORING	2595	2224
Points per game	72.1	61.8
Scoring margin	+10.3	-
FIELD GOALS-ATT	943-2081	794-1931
Field goal pct	.453	.411
3 POINT FG-ATT	276-772	243-645
3-point FG pct	.358	.377
3-pt FG made per game	7.7	6.8
FREE THROWS-ATT	433-673	393-531
Free throw pct	.643	.740
F-Throws made per game	12.0	10.9
REBOUNDS	1340	1110
Rebounds per game	37.2	30.8
Rebounding margin	+6.4	-
ASSISTS	489	366
Assists per game	13.6	10.2
TURNOVERS	395	460
Turnovers per game	11.0	12.8
Turnover margin	+1.8	-
Assist/turnover ratio	1.2	0.8
STEALS	242	193
Steals per game	6.7	5.4
BLOCKS	129	108
Blocks per game	3.6	3.0
ATTENDANCE	293870	226711
Home games-Avg/Game	17-17286	10-14721
Neutral site-Avg/Game	-	9-8833

Score by Periods	1st	2nd	OT	Totals
Wisconsin	1165	1391	39	2595
Opponents	1041	1154	29	2224

Date	Opponent		Score	Att.
11/11/16	CENTRAL ARKANSAS	w	79-47	17287
11/15/16	at Creighton	L	67-79	17879
11/17/16	CHICAGO STATE	w	69-51	17287
11/21/16	vs Tennessee	w	74-62	2400
11/22/16	vs Georgetown	w	73-57	2400
11/23/16	vs North Carolina	L	56-71	2400
11/27/16	PRAIRIE VIEW A&M	w	95-50	17287
11/29/16	SYRACUSE	w	77-60	17287
12/03/16	OKLAHOMA	w	90-70	17278
12/07/16	IDAHO STATE	w	78-44	17287
12/10/16	at Marquette	w	93-84	18691
12/14/16	GREEN BAY	w	73-59	17287
12/23/16	FLORIDA A&M	w	90-37	17287
* 12/27/16	RUTGERS	w	72-52	17287
* 01/03/17	at Indiana	w	75-68	14679
* 01/08/17	at Purdue	L	55-66	14804
* 01/12/17	OHIO STATE	w	89-66	17287
* 01/17/17	MICHIGAN	w	68-64	17287
* 01/21/17	at Minnesota	Wot	78-76	14625
* 01/24/17	PENN STATE	w	82-55	17287
* 01/28/17	vs Rutgers	Wot	61-54	8531
* 01/31/17	at Illinois	w	57-43	12334
* 02/05/17	INDIANA	w	65-60	17287
* 02/09/17	at Nebraska	Wot	70-69	15772
* 02/12/17	NORTHWESTERN	L	59-66	17287
* 02/16/17	at Michigan	L	58-64	12128
* 02/19/17	MARYLAND	w	71-60	17287
* 02/23/17	at Ohio State	L	73-83	11505
* 02/26/17	at Michigan State	L	74-84	14797
* 03/02/17	IOWA	L	57-59	17287
* 03/05/17	MINNESOTA	w	66-49	17287
3/10/17	vs Indiana	w	70-60	0
3/11/17	vs Northwestern	w	76-48	13984
3/12/17	vs Michigan	L	56-71	12902
03/16/17	vs Virginia Tech	w	84-74	17619
03/18/17	vs Villanova	w	65-62	19261

* - Conference game

2016-17 Postseason Statistics

Updated through March 18, 2017

RECORD:	OVERALL	HOME	AWAY	NEUTRAL
ALL GAMES	4-1	0-0	0-0	4-1
CONFERENCE	0-0	0-0	0-0	0-0
NON-CONFERENCE	4-1	0-0	0-0	4-1

#	Player	gp-gs	min	avg	Total		3-Point		F-Throw		Rebounds				pf	dq	a	to	blk	stl	pts	avg
					fg-fga	fg%	3fg-fga	3fg%	ft-fa	ft%	off	def	tot	avg								
24	Koenig, Bronson	5-5	165	33.0	30-70	.429	20-45	.444	4-5	.800	0	7	7	1.4	10	0	12	7	3	5	84	16.8
10	Hayes, Nigel	5-5	168	33.6	29-59	.492	2-7	.286	17-26	.654	19	29	48	9.6	10	0	9	7	3	1	77	15.4
22	Happ, Ethan	5-5	138	27.6	27-47	.574	0-0	.000	12-20	.600	18	29	47	9.4	15	0	10	11	5	4	66	13.2
03	Showalter, Zak	5-5	168	33.6	15-30	.500	8-18	.444	2-2	1.000	2	7	9	1.8	11	1	11	5	1	9	40	8.0
30	Brown, Vitto	5-5	106	21.2	12-27	.444	8-19	.421	1-3	.333	7	9	16	3.2	7	0	4	6	2	1	33	6.6
00	Trice, D'Mitrik	5-0	111	22.2	8-29	.276	7-19	.368	2-4	.500	0	8	8	1.6	11	0	12	10	0	4	25	5.0
21	Iverson, Khalil	3-0	46	15.3	3-6	.500	0-0	.000	8-13	.615	5	7	12	4.0	3	0	4	4	0	0	14	4.7
11	Hill, Jordan	5-0	42	8.4	2-6	.333	1-5	.200	2-2	1.000	0	4	4	0.8	5	0	4	0	0	1	7	1.4
01	Pritzl, Brevin	3-0	25	8.3	1-2	.500	1-2	.500	0-0	.000	0	0	0	0.0	3	0	0	0	0	0	3	1.0
25	Illikainen, Alex	5-0	21	4.2	1-2	.500	0-0	.000	0-0	.000	1	1	2	0.4	1	0	1	0	0	0	2	0.4
20	Schlundt, T.J.	1-0	2	2.0	0-0	.000	0-0	.000	0-0	.000	0	0	0	0.0	0	0	0	0	0	0	0	0.0
15	Thomas IV, Charles	1-0	2	2.0	0-1	.000	0-0	.000	0-0	.000	1	0	1	1.0	0	0	0	0	0	0	0	0.0
05	Moesch, Aaron	2-0	4	2.0	0-0	.000	0-0	.000	0-0	.000	0	0	0	0.0	0	0	0	0	0	0	0	0.0
33	Van Vliet, Andy	1-0	2	2.0	0-0	.000	0-0	.000	0-0	.000	0	1	1	1.0	0	0	0	0	0	0	0	0.0
Team											11	6	17					3				
Total.....		5	1000		128-279	.459	47-115	.409	48-75	.640	64	108	172	34.4	76	1	67	53	14	25	351	70.2
Opponents.....		5	1000		112-256	.438	34-92	.370	57-76	.750	39	104	143	28.6	75	-	48	51	11	24	315	63.0

TEAM STATISTICS	WIS	OPP	Date	Opponent	Score	Att.
SCORING	351	315	3/10/17	vs Indiana	w 70-60	0
Points per game	70.2	63.0	3/11/17	vs Northwestern	w 76-48	13984
Scoring margin	+7.2	-	3/12/17	vs Michigan	L 56-71	12902
FIELD GOALS-ATT	128-279	112-256	03/16/17	vs Virginia Tech	w 84-74	17619
Field goal pct	.459	.438	03/18/17	vs Villanova	w 65-62	19261
3 POINT FG-ATT	47-115	34-92	* - Conference game			
3-point FG pct	.409	.370				
3-pt FG made per game	9.4	6.8				
FREE THROWS-ATT	48-75	57-76				
Free throw pct	.640	.750				
F-Throws made per game	9.6	11.4				
REBOUNDS	172	143				
Rebounds per game	34.4	28.6				
Rebounding margin	+5.8	-				
ASSISTS	67	48				
Assists per game	13.4	9.6				
TURNOVERS	53	51				
Turnovers per game	10.6	10.2				
Turnover margin	-0.4	-				
Assist/turnover ratio	1.3	0.9				
STEALS	25	24				
Steals per game	5.0	4.8				
BLOCKS	14	11				
Blocks per game	2.8	2.2				
ATTENDANCE	0	63766				
Home games-Avg/Game	0-0	0-0				
Neutral site-Avg/Game	-	5-12753				

Score by Periods	1st	2nd	Totals
Wisconsin	168	183	351
Opponents	138	177	315

2016-17 Big Ten Statistics

Updated through March 5, 2017

RECORD:	OVERALL	HOME	AWAY	NEUTRAL
ALL GAMES	12-6	7-2	4-4	1-0
CONFERENCE	12-6	7-2	4-4	1-0
NON-CONFERENCE	0-0	0-0	0-0	0-0

#	Player	gp-gs	min	avg	Total		3-Point		F-Throw		Rebounds				pf	dq	a	to	blk	stl	pts	avg
					fg-fga	fg%	3fg-fga	3fg%	ft-fa	ft%	off	def	tot	avg								
22	Happ, Ethan	18-18	548	30.4	108-204	.529	0-0	.000	46-98	.469	56	99	155	8.6	60	2	54	41	28	42	262	14.6
24	Koenig, Bronson	17-16	555	32.6	79-191	.414	46-110	.418	31-34	.912	3	34	37	2.2	23	0	32	24	4	8	235	13.8
10	Hayes, Nigel	18-18	626	34.8	85-201	.423	6-25	.240	66-116	.569	41	75	116	6.4	37	0	45	30	5	13	242	13.4
03	Showalter, Zak	18-18	543	30.2	55-106	.519	25-60	.417	22-27	.815	18	38	56	3.1	52	1	23	22	5	25	157	8.7
30	Brown, Vitto	18-18	371	20.6	38-118	.322	17-66	.258	13-18	.722	25	51	76	4.2	42	0	14	25	9	11	106	5.9
00	Trice, D'Mitrik	18-2	322	17.9	33-96	.344	13-41	.317	17-21	.810	5	34	39	2.2	17	0	28	14	0	9	96	5.3
21	Iverson, Khalil	18-0	249	13.8	20-44	.455	3-8	.375	10-20	.500	21	26	47	2.6	17	0	8	14	8	11	53	2.9
01	Pritzl, Brevin	12-0	130	10.8	7-26	.269	1-12	.083	10-13	.769	8	10	18	1.5	14	0	2	2	0	6	25	2.1
11	Hill, Jordan	17-0	181	10.6	8-22	.364	5-14	.357	3-4	.750	4	11	15	0.9	14	0	2	5	1	4	24	1.4
25	Illikainen, Alex	10-0	68	6.8	5-14	.357	2-9	.222	1-4	.250	6	8	14	1.4	10	0	1	1	3	0	13	1.3
15	Thomas IV, Charles	14-0	57	4.1	6-16	.375	1-3	.333	3-3	1.000	2	6	8	0.6	16	0	2	6	4	0	16	1.1
05	Moesch, Aaron	6-0	12	2.0	0-2	.000	0-0	.000	1-2	.500	4	0	4	0.7	0	0	1	0	0	0	1	0.2
33	Van Vliet, Andy	4-0	7	1.8	0-2	.000	0-1	.000	0-0	.000	0	2	2	0.5	0	0	0	0	1	0	0	0.0
04	Ferris, Matt	3-0	2	0.7	0-0	.000	0-0	.000	0-0	.000	0	0	0	0.0	0	0	0	0	0	0	0	0.0
20	Schlundt, T.J.	3-0	4	1.3	0-1	.000	0-1	.000	0-0	.000	1	1	2	0.7	1	0	0	0	0	0	0	0.0
	Team										29	23	52				7					
	Total.....	18	3675		444-1043	.426	119-350	.340	223-360	.619	223	418	641	35.6	303	3	212	191	68	129	1230	68.3
	Opponents.....	18	3675		402-967	.416	126-312	.404	208-278	.748	177	447	624	34.7	344	-	205	241	70	101	1138	63.2

TEAM STATISTICS	WIS	OPP
SCORING	1230	1138
Points per game	68.3	63.2
Scoring margin	+5.1	-
FIELD GOALS-ATT	444-1043	402-967
Field goal pct	.426	.416
3 POINT FG-ATT	119-350	126-312
3-point FG pct	.340	.404
3-pt FG made per game	6.6	7.0
FREE THROWS-ATT	223-360	208-278
Free throw pct	.619	.748
F-Throws made per game	12.4	11.6
REBOUNDS	641	624
Rebounds per game	35.6	34.7
Rebounding margin	+0.9	-
ASSISTS	212	205
Assists per game	11.8	11.4
TURNOVERS	191	241
Turnovers per game	10.6	13.4
Turnover margin	+2.8	-
Assist/turnover ratio	1.1	0.9
STEALS	129	101
Steals per game	7.2	5.6
BLOCKS	68	70
Blocks per game	3.8	3.9
ATTENDANCE	155583	119175
Home games-Avg/Game	9-17287	8-13830
Neutral site-Avg/Game	-	1-8531

Date	Opponent	Score	Att.
* 12/27/16	RUTGERS	w 72-52	17287
* 01/03/17	at Indiana	w 75-68	14679
* 01/08/17	at Purdue	L 55-66	14804
* 01/12/17	OHIO STATE	w 89-66	17287
* 01/17/17	MICHIGAN	w 68-64	17287
* 01/21/17	at Minnesota	Wot 78-76	14625
* 01/24/17	PENN STATE	w 82-55	17287
* 01/28/17	vs Rutgers	Wot 61-54	8531
* 01/31/17	at Illinois	w 57-43	12334
* 02/05/17	INDIANA	w 65-60	17287
* 02/09/17	at Nebraska	Wot 70-69	15772
* 02/12/17	NORTHWESTERN	L 59-66	17287
* 02/16/17	at Michigan	L 58-64	12128
* 02/19/17	MARYLAND	w 71-60	17287
* 02/23/17	at Ohio State	L 73-83	11505
* 02/26/17	at Michigan State	L 74-84	14797
* 03/02/17	IOWA	L 57-59	17287
* 03/05/17	MINNESOTA	w 66-49	17287

* - Conference game

Score by Periods	1st	2nd	OT	Totals
Wisconsin	538	653	39	1230
Opponents	529	580	29	1138

2016-17 Home Season Statistics

Updated through March 5, 2017

RECORD:	OVERALL	HOME	AWAY	NEUTRAL
ALL GAMES	15-2	15-2	0-0	0-0
CONFERENCE	7-2	7-2	0-0	0-0
NON-CONFERENCE	8-0	8-0	0-0	0-0

#	Player	gp-gs	min	avg	Total		3-Point		F-Throw		Rebounds				pf	dq	a	to	blk	stl	pts	avg
					fg-fga	fg%	3fg-fga	3fg%	ft-fa	ft%	off	def	tot	avg								
10	Hayes, Nigel	17-17	507	29.8	80-170	.471	8-26	.308	72-120	.600	38	66	104	6.1	26	0	54	24	3	15	240	14.1
24	Koenig, Bronson	17-16	483	28.4	80-182	.440	48-113	.425	23-27	.852	2	37	39	2.3	22	0	27	17	4	9	231	13.6
22	Happ, Ethan	17-17	442	26.0	90-154	.584	0-0	.000	32-76	.421	51	107	158	9.3	35	0	50	37	18	30	212	12.5
03	Showalter, Zak	17-17	438	25.8	45-94	.479	22-57	.386	26-33	.788	12	39	51	3.0	46	0	32	18	8	27	138	8.1
30	Brown, Vitto	17-17	371	21.8	46-111	.414	18-66	.273	14-18	.778	24	44	68	4.0	28	0	18	19	10	7	124	7.3
00	Trice, D'Mitrik	17-1	314	18.5	41-87	.471	21-40	.525	16-19	.842	3	30	33	1.9	27	0	26	19	0	9	119	7.0
15	Thomas IV, Charles	14-0	115	8.2	16-39	.410	2-4	.500	16-18	.889	10	15	25	1.8	26	0	5	16	0	0	50	3.6
21	Iverson, Khalil	17-0	250	14.7	21-41	.512	1-4	.250	12-22	.545	23	33	56	3.3	16	0	11	17	10	12	55	3.2
11	Hill, Jordan	16-0	174	10.9	14-33	.424	5-19	.263	4-7	.571	4	15	19	1.2	9	0	7	3	0	4	37	2.3
01	Pritzl, Brevin	15-0	106	7.1	8-20	.400	2-9	.222	11-15	.733	12	10	22	1.5	7	0	1	4	0	4	29	1.9
33	Van Vliet, Andy	10-0	41	4.1	6-16	.375	3-7	.429	3-4	.750	4	13	17	1.7	3	0	2	2	1	0	18	1.8
25	Illikainen, Alex	13-0	101	7.8	7-15	.467	2-5	.400	5-10	.500	7	12	19	1.5	8	0	4	3	1	1	21	1.6
20	Schlundt, T.J.	10-0	17	1.7	1-5	.200	0-3	.000	1-1	1.000	1	1	2	0.2	1	0	0	0	1	0	3	0.3
05	Moesch, Aaron	13-0	30	2.3	1-3	.333	0-0	.000	1-2	.500	2	2	4	0.3	1	0	2	0	0	1	3	0.2
04	Ferris, Matt	10-0	11	1.1	0-5	.000	0-2	.000	0-0	.000	3	2	5	0.5	1	0	1	0	0	1	0	0.0
Team											27	28	55					1				
Total.....		17	3400		456-975	.468	132-355	.372	236-372	.634	223	454	677	39.8	256	0	240	180	56	120	1280	75.3
Opponents.....		17	3400		341-904	.377	116-321	.361	151-219	.689	138	353	491	28.9	334	-	153	236	56	93	949	55.8

TEAM STATISTICS	WIS	OPP	Date	Opponent	Score	Att.
SCORING	1280	949	11/11/16	CENTRAL ARKANSAS	w 79-47	17287
Points per game	75.3	55.8	11/17/16	CHICAGO STATE	w 69-51	17287
Scoring margin	+19.5	-	11/27/16	PRAIRIE VIEW A&M	w 95-50	17287
FIELD GOALS-ATT	456-975	341-904	11/29/16	SYRACUSE	w 77-60	17287
Field goal pct	.468	.377	12/03/16	OKLAHOMA	w 90-70	17278
3 POINT FG-ATT	132-355	116-321	12/07/16	IDAHO STATE	w 78-44	17287
3-point FG pct	.372	.361	12/14/16	GREEN BAY	w 73-59	17287
3-pt FG made per game	7.8	6.8	12/23/16	FLORIDA A&M	w 90-37	17287
FREE THROWS-ATT	236-372	151-219	* 12/27/16	RUTGERS	w 72-52	17287
Free throw pct	.634	.689	* 01/12/17	OHIO STATE	w 89-66	17287
F-Throws made per game	13.9	8.9	* 01/17/17	MICHIGAN	w 68-64	17287
REBOUNDS	677	491	* 01/24/17	PENN STATE	w 82-55	17287
Rebounds per game	39.8	28.9	* 02/05/17	INDIANA	w 65-60	17287
Rebounding margin	+10.9	-	* 02/12/17	NORTHWESTERN	L 59-66	17287
ASSISTS	240	153	* 02/19/17	MARYLAND	w 71-60	17287
Assists per game	14.1	9.0	* 03/02/17	IOWA	L 57-59	17287
TURNOVERS	180	236	* 03/05/17	MINNESOTA	w 66-49	17287
Turnovers per game	10.6	13.9				
Turnover margin	+3.3	-				
Assist/turnover ratio	1.3	0.6				
STEALS	120	93				
Steals per game	7.1	5.5				
BLOCKS	56	56				
Blocks per game	3.3	3.3				
ATTENDANCE	293870	0				
Home games-Avg/Game	17-17286	0-0				
Neutral site-Avg/Game	-	0-0				

* - Conference game

Score by Periods	1st	2nd	Totals
Wisconsin	570	710	1280
Opponents	459	490	949

2016-17 Road/Neutral Season Statistics

Updated through March 18, 2017

RECORD:	OVERALL	HOME	AWAY	NEUTRAL
ALL GAMES	12-7	0-0	5-5	7-2
CONFERENCE	5-4	0-0	4-4	1-0
NON-CONFERENCE	7-3	0-0	1-1	6-2

#	Player	gp-gs	min	avg	Total		3-Point		F-Throw		Rebounds					pf	dq	a	to	blk	stl	pts	avg
					fg-fga	fg%	3fg-fga	3fg%	ft-fa	ft%	off	def	tot	avg									
24	Koenig, Bronson	18-18	605	33.6	97-237	.409	52-140	.371	32-34	.941	4	31	35	1.9	35	0	44	31	7	14	278	15.4	
22	Happ, Ethan	19-19	555	29.2	119-204	.583	0-0	.000	46-82	.561	63	105	168	8.8	63	3	50	42	25	36	284	14.9	
10	Hayes, Nigel	19-19	654	34.4	93-213	.437	13-43	.302	56-96	.583	43	92	135	7.1	38	0	44	36	11	12	255	13.4	
03	Showalter, Zak	19-19	618	32.5	58-114	.509	26-65	.400	13-14	.929	16	33	49	2.6	50	3	31	21	3	26	155	8.2	
30	Brown, Vitto	19-19	380	20.0	43-114	.377	24-68	.353	9-13	.692	23	50	73	3.8	43	0	16	33	7	10	119	6.3	
00	Trice, D'Mitrik	19-1	355	18.7	29-96	.302	17-50	.340	14-19	.737	4	32	36	1.9	21	0	36	17	3	10	89	4.7	
21	Iverson, Khalil	17-0	253	14.9	28-50	.560	3-9	.333	19-33	.576	19	33	52	3.1	18	0	11	15	9	6	78	4.6	
01	Pritzl, Brevin	8-0	79	9.9	5-17	.294	3-11	.273	3-4	.750	2	2	4	0.5	11	0	1	1	0	3	16	2.0	
25	Illikainen, Alex	14-0	123	8.8	5-22	.227	2-11	.182	1-2	.500	9	12	21	1.5	11	0	5	2	2	2	13	0.9	
11	Hill, Jordan	18-0	170	9.4	5-21	.238	4-16	.250	2-2	1.000	3	16	19	1.1	16	0	9	5	1	2	16	0.9	
15	Thomas IV, Charles	14-0	62	4.4	5-15	.333	0-2	.000	2-2	1.000	4	7	11	0.8	14	0	1	1	4	0	12	0.9	
05	Moesch, Aaron	5-0	10	2.0	0-1	.000	0-0	.000	0-0	.000	3	0	3	0.6	0	0	0	0	0	1	0	0.0	
33	Van Vliet, Andy	4-0	7	1.8	0-1	.000	0-1	.000	0-0	.000	1	2	3	0.8	0	0	0	0	1	0	0	0.0	
04	Ferris, Matt	1-0	0	0.0	0-0	.000	0-0	.000	0-0	.000	0	0	0	0.0	0	0	1	0	0	0	0	0.0	
20	Schlundt, T.J.	3-0	4	1.3	0-1	.000	0-1	.000	0-0	.000	0	0	0	0.0	0	0	0	0	0	0	0	0.0	
	Team										32	22	54				11						
	Total.....	19	3875		487-1106	.440	144-417	.345	197-301	.654	226	437	663	34.9	320	6	249	215	73	122	1315	69.2	
	Opponents.....	19	3875		453-1027	.441	127-324	.392	242-312	.776	167	452	619	32.6	322	-	213	224	52	100	1275	67.1	

TEAM STATISTICS	WIS	OPP	Date	Opponent	Score	Att.
SCORING	1315	1275	11/15/16	at Creighton	L 67-79	17879
Points per game	69.2	67.1	11/21/16	vs Tennessee	W 74-62	2400
Scoring margin	+2.1	-	11/22/16	vs Georgetown	W 73-57	2400
FIELD GOALS-ATT	487-1106	453-1027	11/23/16	vs North Carolina	L 56-71	2400
Field goal pct	.440	.441	12/10/16	at Marquette	W 93-84	18691
3 POINT FG-ATT	144-417	127-324	* 01/03/17	at Indiana	W 75-68	14679
3-point FG pct	.345	.392	* 01/08/16	at Purdue	L 55-66	14804
3-pt FG made per game	7.6	6.7	* 01/21/17	at Minnesota	Wot 78-76	14625
FREE THROWS-ATT	197-301	242-312	* 01/28/17	vs Rutgers	Wot 61-54	8531
Free throw pct	.654	.776	* 01/31/17	at Illinois	W 57-43	12334
F-Throws made per game	10.4	12.7	* 02/09/17	at Nebraska	Wot 70-69	15772
REBOUNDS	663	619	* 02/16/17	at Michigan	L 58-64	12128
Rebounds per game	34.9	32.6	* 02/23/17	at Ohio State	L 73-83	11505
Rebounding margin	+2.3	-	* 02/26/17	at Michigan State	L 74-84	14797
ASSISTS	249	213	3/10/17	vs Indiana	W 70-60	0
Assists per game	13.1	11.2	3/11/17	vs Northwestern	W 76-48	13984
TURNOVERS	215	224	3/12/17	vs Michigan	L 56-71	12902
Turnovers per game	11.3	11.8	03/16/17	vs Virginia Tech	W 84-74	17619
Turnover margin	+0.5	-	03/18/17	vs Villanova	W 65-62	19261
Assist/turnover ratio	1.2	1.0	* - Conference game			
STEALS	122	100				
Steals per game	6.4	5.3				
BLOCKS	73	52				
Blocks per game	3.8	2.7				
ATTENDANCE	0	226711				
Home games-Avg/Game	0-0	10-14721				
Neutral site-Avg/Game	-	9-8833				

Score by Periods	1st	2nd	OT	Totals
Wisconsin	595	681	39	1315
Opponents	582	664	29	1275

Wisconsin Game-by-Game Statistics

Updated through March 18, 2017

TEAM STATISTICS

Opponent	Date	Score		Total		3-Pointers		Free throws		Rebounds				pf	a	t/o	blk	stl	pts	avg
				fg-fga	pct	3fg-fga	pct	ft-fa	pct	off	def	tot	avg							
CENTRAL ARKANSAS	11/11/16	79-47	W	25-53	.472	11-29	.379	18-23	.783	14	30	44	44.0	17	14	11	6	6	79	79.0
at Creighton	11/15/16	67-79	L	26-63	.413	11-39	.282	4-5	.800	16	26	42	43.0	22	15	16	1	4	67	73.0
CHICAGO STATE	11/17/16	69-51	W	26-58	.448	5-19	.263	12-19	.632	16	30	46	44.0	12	18	13	2	5	69	71.7
vs Tennessee	11/21/16	74-62	W	27-48	.563	7-19	.368	13-19	.684	8	28	36	42.0	12	16	18	5	7	74	72.2
vs Georgetown	11/22/16	73-57	W	28-65	.431	5-22	.227	12-16	.750	20	30	50	43.6	18	12	13	5	5	73	72.4
vs North Carolina	11/23/16	56-71	L	21-55	.382	8-22	.364	6-10	.600	4	22	26	40.7	12	12	11	5	8	56	69.7
PRAIRIE VIEW A&M	11/27/16	95-50	W	33-59	.559	9-27	.333	20-27	.741	15	29	44	41.1	14	15	11	4	4	95	73.3
SYRACUSE	11/29/16	77-60	W	29-59	.492	11-23	.478	8-16	.500	14	26	40	41.0	14	21	12	1	4	77	73.8
OKLAHOMA	12/03/16	90-70	W	33-63	.524	12-27	.444	12-20	.600	10	21	31	39.9	14	15	5	4	5	90	75.6
IDAHO STATE	12/07/16	78-44	W	30-58	.517	6-20	.300	12-22	.545	13	34	47	40.6	16	11	10	4	9	78	75.8
at Marquette	12/10/16	93-84	W	32-55	.582	8-18	.444	21-29	.724	8	25	33	39.9	18	20	9	6	9	93	77.4
GREEN BAY	12/14/16	73-59	W	27-58	.466	5-15	.333	14-21	.667	9	26	35	39.5	15	18	9	3	13	73	77.0
FLORIDA A&M	12/23/16	90-37	W	34-65	.523	12-27	.444	10-11	.909	15	38	53	40.5	13	23	13	1	9	90	78.0
RUTGERS	12/27/16	72-52	W	23-54	.426	5-18	.278	21-28	.750	16	28	44	40.8	15	9	13	6	10	72	77.6
at Indiana	01/03/17	75-68	W	28-56	.500	10-20	.500	9-14	.643	8	17	25	39.7	15	12	7	4	9	75	77.4
at Purdue	01/08/17	55-66	L	23-59	.390	2-14	.143	7-10	.700	7	15	22	38.6	17	12	9	1	9	55	76.0
OHIO STATE	01/12/17	89-66	W	36-73	.493	12-22	.545	5-15	.333	21	23	44	38.9	17	19	8	2	8	89	76.8
MICHIGAN	01/17/17	68-64	W	24-53	.453	6-16	.375	14-24	.583	8	24	32	38.6	15	11	8	3	5	68	76.3
at Minnesota	01/21/17	78-76	Wot	31-62	.500	7-14	.500	9-13	.692	9	27	36	38.4	13	19	13	6	5	78	76.4
PENN STATE	01/24/17	82-55	W	26-55	.473	9-23	.391	21-29	.724	14	25	39	38.5	15	15	11	1	7	82	76.7
vs Rutgers	01/28/17	61-54	Wot	20-60	.333	3-25	.120	18-28	.643	14	27	41	38.6	20	10	15	6	7	61	75.9
at Illinois	01/31/17	57-43	W	24-59	.407	7-23	.304	2-9	.222	19	26	45	38.9	12	10	12	5	7	57	75.0
INDIANA	02/05/17	65-60	W	19-48	.396	4-17	.235	23-31	.742	12	21	33	38.6	16	9	13	5	8	65	74.6
at Nebraska	02/09/17	70-69	Wot	23-63	.365	8-22	.364	16-24	.667	15	22	37	38.5	25	9	13	3	10	70	74.4
NORTHWESTERN	02/12/17	59-66	L	19-50	.380	7-19	.368	14-19	.737	10	24	34	38.4	12	10	12	4	4	59	73.8
at Michigan	02/16/17	58-64	L	23-60	.383	3-16	.188	9-9	1.000	11	24	35	38.2	15	12	11	5	5	58	73.2
MARYLAND	02/19/17	71-60	W	24-58	.414	2-12	.167	21-37	.568	18	26	44	38.4	23	9	8	4	7	71	73.1
at Ohio State	02/23/17	73-83	L	25-57	.439	13-30	.433	10-15	.667	8	17	25	38.0	23	11	7	4	4	73	73.1
at Michigan State	02/26/17	74-84	L	28-65	.431	5-18	.278	13-25	.520	15	23	38	38.0	22	12	8	3	8	74	73.1
IOWA	03/02/17	57-59	L	23-54	.426	6-23	.261	5-14	.357	7	20	27	37.6	14	9	13	1	9	57	72.6
MINNESOTA	03/05/17	66-49	W	25-57	.439	10-18	.556	6-16	.375	11	29	40	37.7	14	14	10	5	7	66	72.4
vs Indiana	3/10/17	70-60	W	27-57	.474	10-22	.455	6-11	.545	9	24	33	37.5	11	15	7	0	6	70	72.3
vs Northwestern	3/11/17	76-48	W	27-57	.474	12-29	.414	10-15	.667	12	24	36	37.5	11	13	9	3	7	76	72.4
vs Michigan	3/12/17	56-71	L	22-56	.393	6-15	.400	6-8	.750	14	18	32	37.3	13	10	15	3	4	56	71.9
vs Virginia Tech	03/16/17	84-74	W	26-60	.433	13-31	.419	19-25	.760	17	20	37	37.3	22	19	8	3	4	84	72.3
vs Villanova	03/18/17	65-62	W	26-49	.531	6-18	.333	7-16	.438	12	22	34	37.2	19	10	14	5	4	65	72.1
Wisconsin		2595		943-2081	.453	276-772	.358	433-673	.643	449	891	1340	37.2	576	489	395	129	242	2595	72.1
Opponents		2224		794-1931	.411	243-645	.377	393-531	.740	305	805	1110	30.8	656	366	460	108	193	2224	61.8

Games played: 36

Points/game: 72.1

FG Pct: 45.3

3FG Pct: 35.8

FT Pct: 64.3

Rebounds/game: 37.2

Assists/game: 13.6

Turnovers/game: 11.0

Assist/turnover ratio: 1.2

Steals/game: 6.7

Blocks/game: 3.6

Opponent Game-by-Game Statistics

Updated through March 18, 2017

OPPONENT STATISTICS

Opponent	Date	Score		Total		3-Pointers		Free throws		Rebounds				pf	a	t/o	blk	stl	pts	avg
				fg-fga	pct	3fg-fga	pct	ft-fa	pct	off	def	tot	avg							
CENTRAL ARKANSAS	11/11/16	79-47	W	15-53	.283	6-16	.375	11-18	.611	13	16	29	29.0	18	10	12	3	6	47	47.0
at Creighton	11/15/16	67-79	L	28-56	.500	8-16	.500	15-22	.682	6	21	27	28.0	13	15	7	1	8	79	63.0
CHICAGO STATE	11/17/16	69-51	W	18-51	.353	8-22	.364	7-10	.700	3	17	20	25.3	19	5	13	3	8	51	59.0
vs Tennessee	11/21/16	74-62	W	25-62	.403	6-19	.316	6-6	1.000	9	16	25	25.3	17	10	10	2	7	62	59.8
vs Georgetown	11/22/16	73-57	W	18-47	.383	5-15	.333	16-20	.800	1	20	21	24.4	16	7	10	1	6	57	59.2
vs North Carolina	11/23/16	56-71	L	28-57	.491	3-12	.250	12-12	1.000	7	31	38	26.7	13	10	12	3	3	71	61.2
PRAIRIE VIEW A&M	11/27/16	95-50	W	22-59	.373	6-18	.333	0-3	.000	11	15	26	26.6	24	7	15	1	4	50	59.6
SYRACUSE	11/29/16	77-60	W	21-55	.382	6-23	.261	12-13	.923	7	18	25	26.4	18	9	10	3	9	60	59.6
OKLAHOMA	12/03/16	90-70	W	25-51	.490	6-14	.429	14-17	.824	6	23	29	26.7	20	4	16	3	1	70	60.8
IDAHO STATE	12/07/16	78-44	W	16-48	.333	7-23	.304	5-13	.385	3	18	21	26.1	21	8	17	2	5	44	59.1
at Marquette	12/10/16	93-84	W	27-58	.466	10-22	.455	20-23	.870	8	19	27	26.2	25	8	12	2	5	84	61.4
GREEN BAY	12/14/16	73-59	W	23-57	.404	6-19	.316	7-12	.583	11	23	34	26.8	19	13	19	1	2	59	61.2
FLORIDA A&M	12/23/16	90-37	W	14-54	.259	6-22	.273	3-8	.375	4	17	21	26.4	14	7	15	2	4	37	59.3
RUTGERS	12/27/16	72-52	W	19-62	.306	7-18	.389	7-11	.636	17	18	35	27.0	24	7	15	4	6	52	58.8
at Indiana	01/03/17	75-68	W	26-49	.531	5-15	.333	11-15	.733	9	23	32	27.3	16	9	13	2	5	68	59.4
at Purdue	01/08/17	55-66	L	24-46	.522	7-15	.467	11-12	.917	6	28	34	27.8	15	16	18	4	3	66	59.8
OHIO STATE	01/12/17	89-66	W	21-53	.396	5-20	.250	19-23	.826	10	21	31	27.9	14	7	12	10	6	66	60.2
MICHIGAN	01/17/17	68-64	W	22-51	.431	10-21	.476	10-11	.909	5	27	32	28.2	21	10	10	4	3	64	60.4
at Minnesota	01/21/17	78-76	Wot	30-64	.469	9-17	.529	7-10	.700	9	24	33	28.4	13	19	10	7	6	76	61.2
PENN STATE	01/24/17	82-55	W	19-49	.388	9-18	.500	8-12	.667	7	18	25	28.3	22	13	17	4	5	55	60.9
vs Rutgers	01/28/17	61-54	Wot	19-54	.352	3-10	.300	13-20	.650	10	34	44	29.0	25	6	19	4	8	54	60.6
at Illinois	01/31/17	57-43	W	16-58	.276	5-21	.238	6-9	.667	16	20	36	29.3	15	7	10	3	5	43	59.8
INDIANA	02/05/17	65-60	W	21-49	.429	7-20	.350	11-12	.917	7	22	29	29.3	22	11	15	0	7	60	59.8
at Nebraska	02/09/17	70-69	Wot	24-60	.400	6-14	.429	15-24	.625	20	30	50	30.2	22	13	22	4	8	69	60.2
NORTHWESTERN	02/12/17	59-66	L	26-58	.448	7-17	.412	7-9	.778	8	24	32	30.2	16	11	6	3	7	66	60.4
at Michigan	02/16/17	58-64	L	23-50	.460	9-23	.391	9-13	.692	6	23	29	30.2	14	15	10	3	6	64	60.5
MARYLAND	02/19/17	71-60	W	19-45	.422	8-18	.444	14-23	.609	5	22	27	30.1	25	13	13	6	4	60	60.5
at Ohio State	02/23/17	73-83	L	25-50	.500	10-16	.625	23-27	.852	10	28	38	30.4	21	12	9	4	4	83	61.3
at Michigan State	02/26/17	74-84	L	28-60	.467	7-17	.412	21-23	.913	11	31	42	30.8	22	18	11	1	2	84	62.1
IOWA	03/02/17	57-59	L	22-53	.415	9-19	.474	6-7	.857	9	28	37	31.0	18	11	19	2	9	59	62.0
MINNESOTA	03/05/17	66-49	W	18-56	.321	3-13	.231	10-17	.588	12	26	38	31.2	19	7	12	5	7	49	61.6
vs Indiana	3/10/17	70-60	W	23-56	.411	9-22	.409	5-9	.556	11	25	36	31.3	14	7	12	6	2	60	61.5
vs Northwestern	3/11/17	76-48	W	18-52	.346	3-14	.214	9-11	.818	8	19	27	31.2	14	5	12	0	4	48	61.1
vs Michigan	3/12/17	56-71	L	27-48	.563	10-23	.435	7-9	.778	3	22	25	31.0	13	17	9	2	7	71	61.4
vs Virginia Tech	03/16/17	84-74	W	23-49	.469	7-17	.412	21-26	.808	6	19	25	30.9	18	14	10	2	3	74	61.8
vs Villanova	03/18/17	65-62	W	21-51	.412	5-16	.313	15-21	.714	11	19	30	30.8	16	5	8	1	8	62	61.8
Opponents		2224		794-1931	.411	243-645	.377	393-531	.740	305	805	1110	30.8	656	366	460	108	193	2224	61.8
Wisconsin		2595		943-2081	.453	276-772	.358	433-673	.643	449	891	1340	37.2	576	489	395	129	242	2595	72.1

Games played: 36
 Points/game: 61.8
 FG Pct: 41.1
 3FG Pct: 37.7
 FT Pct: 74.0

Rebounds/game: 30.8
 Assists/game: 10.2
 Turnovers/game: 12.8
 Assist/turnover ratio: 0.8
 Steals/game: 5.4
 Blocks/game: 3.0

GAME 1: #9 WISCONSIN 79, CENTRAL ARKANSAS 47

Nov. 11, 2016 • Madison, Wis. • Kohl Center

Central Arkansas 47 • 0-1

#	Player	Total		3-Ptr		Rebounds		PF	TP	A	TO	Blk	Stl	Min
		FG-FGA	FG-FGA	FT-FTA	FT-FTA	Off	Def							
04	Christensson, Albert	r	0-1	0-0	0-0	1	1	2	1	0	0	1	0	15
23	Weidenaar, Aaron	r	1-5	1-5	0-0	0	3	3	2	3	0	0	0	14
01	Howard, Jordan	g	2-11	2-5	4-4	0	0	0	0	10	1	2	0	25
10	Kamba, Mathieu	g	3-7	0-0	1-5	3	2	5	3	7	2	1	0	27
32	Brooks, Derreck	g	2-13	1-2	2-2	3	5	8	12	2	4	0	1	27
02	Lee, Ethan	g	0-1	0-0	1-2	1	0	1	2	1	0	0	0	12
03	Simmons, Tyler	g	0-0	0-0	0-0	0	0	0	0	1	0	0	0	2
11	Lowery, Jeff	g	0-4	0-0	0-0	0	0	0	1	0	2	2	0	22
12	Parnell, Darraja	g	2-5	0-0	0-0	0	1	1	1	4	0	0	1	12
13	Iyekekpolor, Otas	g	0-1	0-0	4-5	1	1	2	0	4	1	0	0	14
22	Schmit, Tanner	g	0-1	0-0	0-1	1	2	4	0	1	0	2	1	15
25	Unruh, Thatch	g	2-4	2-3	0-0	1	2	3	0	6	0	1	0	15
Team						2	0	2				1		
Totals			15-53	6-16	11-18	13	16	29	18	47	10	12	3	6

FG % 1st Half: 8-27 29.6% 2nd half: 7-26 26.9% Game: 15-53 28.3%
 3FG % 1st Half: 2-5 40.0% 2nd half: 4-11 36.4% Game: 6-16 37.5%
 FT % 1st Half: 4-6 66.7% 2nd half: 7-12 58.3% Game: 11-18 61.1%

Deadboll
Rebounds
2

Wisconsin 79 • 1-0

#	Player	Total		3-Ptr		Rebounds		PF	TP	A	TO	Blk	Stl	Min
		FG-FGA	FG-FGA	FT-FTA	FT-FTA	Off	Def							
10	Hayes, Nigel	r	5-10	2-6	2-2	2	2	4	2	14	5	1	1	24
22	Happ, Ethan	r	4-4	0-0	0-2	1	8	9	2	8	4	1	1	23
30	Brown, Vitto	r	0-5	0-4	0-0	1	2	3	2	0	0	0	0	20
03	Showalter, Zak	g	2-3	1-2	5-5	0	2	3	10	0	2	0	0	23
24	Koenig, Bronson	g	6-12	4-10	0-0	0	4	4	0	16	0	0	0	24
00	Trice, D'Mitrik	g	2-2	2-2	0-0	0	2	2	8	0	0	1	1	13
01	Pritzl, Brevin	g	0-1	0-1	2-4	2	1	3	0	2	0	0	0	5
04	Ferris, Matt	g	0-0	0-0	0-0	1	0	1	0	0	0	0	0	1
05	Moesch, Aaron	g	0-0	0-0	0-0	0	0	0	0	0	0	0	0	3
11	Hill, Jordan	g	2-4	2-4	0-0	0	0	0	0	6	2	1	0	15
15	Thomas IV, Charles	g	0-4	0-0	7-8	2	0	2	7	2	2	0	0	12
20	Schlundt, T.J.	g	0-0	0-0	0-0	0	0	0	0	0	0	1	0	2
21	Iverson, Khalil	g	2-2	0-0	0-0	1	2	3	1	4	0	0	3	15
25	Illikainen, Alex	g	1-2	0-0	0-0	1	3	4	2	2	1	1	0	16
33	Van Vleet, Andy	g	1-3	0-0	0-0	2	3	5	0	2	0	0	0	5
Team						2	1	3						
Totals			25-53	11-29	18-23	15	30	45	17	79	14	11	6	6

FG % 1st Half: 14-27 51.9% 2nd half: 11-26 42.3% Game: 25-53 47.2%
 3FG % 1st Half: 4-14 28.6% 2nd half: 7-15 46.7% Game: 11-29 37.9%
 FT % 1st Half: 2-4 50.0% 2nd half: 16-19 84.2% Game: 18-23 78.3%

Deadboll
Rebounds
3

Officials: Glenn "Buddy" Mayborg, Gerald Williams, Owen Shortt
 Technical fouls: Central Arkansas-None. Wisconsin-None.
 Attendance: 17287

Score by periods	1st	2nd	Total
Central Arkansas	22	25	47
Wisconsin	34	45	79

Points	In	Off	2nd	Fast	Bench
UCLA	12	13	3	5	15
WIS	20	15	15	0	31

Last FG - UCA 2nd-00:55. WIS 2nd-00:16.
 Largest lead - UCA None, WIS by 36 2nd-01:49.
 UCA led for 00:00. WIS led for 38:29. Game was tied for 01:31.

Score tied - 0 times.
 Lead changed - 0 times.

GAME 3: #9 WISCONSIN 69, CHICAGO STATE 51

Nov. 17, 2016 • Madison, Wis. • Kohl Center

Chicago State 51 • 1-1

#	Player	Total		3-Ptr		Rebounds		PF	TP	A	TO	Blk	Stl	Min
		FG-FGA	FG-FGA	FT-FTA	FT-FTA	Off	Def							
03	Simmons, Delonte	r	1-6	0-0	0-0	1	3	4	1	2	0	0	2	22
00	Burns, Glen	g	2-4	1-1	7-10	0	0	0	0	12	1	2	1	33
02	Owens V, Clemmye	g	2-9	0-4	0-0	0	2	2	1	4	0	1	0	24
14	Sims Jr., Fred	g	10-22	6-11	0-0	0	3	3	1	26	1	1	0	36
15	Palmer, Trayvon	g	1-2	1-1	0-0	2	1	1	5	3	0	1	0	12
10	Dubovitsky, Alex	g	0-0	0-0	0-0	0	0	0	0	0	0	1	0	14
11	Dixon, Delundre	g	0-2	0-2	0-0	0	0	0	1	0	1	0	1	24
21	Batson, Joshua	g	0-0	0-0	0-0	0	0	0	2	0	1	4	0	7
23	Szpir, Patrick	g	1-2	0-0	0-0	0	5	5	2	0	0	0	2	18
35	Greene Jr., Brian	g	1-4	0-3	0-0	0	1	1	3	2	2	0	0	20
Team						2	2	4						
Totals			18-51	8-22	7-10	3	17	20	19	51	5	13	3	8

FG % 1st Half: 8-24 33.3% 2nd half: 10-27 37.0% Game: 18-51 35.3%
 3FG % 1st Half: 4-11 36.4% 2nd half: 4-11 36.4% Game: 8-22 36.4%
 FT % 1st Half: 4-6 66.7% 2nd half: 3-4 75.0% Game: 7-10 70.0%

Deadboll
Rebounds
3.2

Wisconsin 69 • 2-1

#	Player	Total		3-Ptr		Rebounds		PF	TP	A	TO	Blk	Stl	Min
		FG-FGA	FG-FGA	FT-FTA	FT-FTA	Off	Def							
10	Hayes, Nigel	r	1-8	0-2	1-4	2	3	5	1	3	1	2	0	16
22	Happ, Ethan	r	4-6	0-0	0-1	3	4	7	1	8	1	1	0	19
30	Brown, Vitto	r	5-7	2-3	0-0	2	1	3	1	12	0	2	0	17
03	Showalter, Zak	g	0-5	0-4	0-0	0	2	2	0	3	1	0	1	14
24	Koenig, Bronson	g	3-9	1-6	3-4	0	3	3	1	10	2	1	0	26
00	Trice, D'Mitrik	g	1-2	1-1	0-0	0	2	2	2	3	7	0	0	23
01	Pritzl, Brevin	g	0-0	0-0	0-0	0	0	0	1	0	0	0	0	3
04	Ferris, Matt	g	0-2	0-0	0-0	2	0	2	0	0	0	0	0	1
05	Moesch, Aaron	g	0-0	0-0	0-0	0	0	0	0	0	0	0	0	1
11	Hill, Jordan	g	1-1	1-1	0-0	0	0	0	0	3	1	0	0	17
15	Thomas IV, Charles	g	3-4	0-0	1-2	2	5	7	3	7	0	2	0	15
20	Schlundt, T.J.	g	0-0	0-0	0-0	0	0	0	0	0	0	0	0	2
21	Iverson, Khalil	g	5-7	0-1	1-2	3	2	5	0	11	2	1	2	20
25	Illikainen, Alex	g	2-5	0-0	4-4	2	3	5	0	8	1	0	0	18
33	Van Vleet, Andy	g	1-2	0-1	2-2	0	2	2	0	4	0	2	0	8
Team						0	3	3						
Totals			26-58	5-19	12-19	16	30	46	12	69	18	13	2	5

FG % 1st Half: 12-28 42.9% 2nd half: 14-30 46.7% Game: 26-58 44.8%
 3FG % 1st Half: 4-10 40.0% 2nd half: 1-9 11.1% Game: 5-19 26.3%
 FT % 1st Half: 4-4 100.0 2nd half: 8-15 53.3% Game: 12-19 63.2%

Deadboll
Rebounds
4

Officials: Chris Beaver, Courtney Green, Brooks, Wells
 Technical fouls: Chicago State-None. Wisconsin-None.
 Attendance: 17287

Score by periods	1st	2nd	Total
Chicago State	24	27	51
Wisconsin	32	37	69

Points	In	Off	2nd	Fast	Bench
CSUM	10	15	0	4	36
WIS	34	12	14	13	36

Last FG - CSUM 2nd-00:06. WIS 2nd-04:26.
 Largest lead - CSUM by 8 1st-17:38. WIS by 26 2nd-03:07.
 CSUM led for 05:46. WIS led for 33:04. Game was tied for 01:10.

Score tied - 0 times.
 Lead changed - 1 time.

NOTES: After falling behind 8-0, Wisconsin went on a 19-0 run, holding CSU scoreless for a span of 9:19 to seize control

GAME 2: #22 CREIGHTON 79, #9 WISCONSIN 67

Nov. 15, 2016 • Omaha, Neb. • CenturyLink Center Omaha

Wisconsin 67 • 1-1

#	Player	Total		3-Ptr		Rebounds		PF	TP	A	TO	Blk	Stl	Min	
		FG-FGA	FG-FGA	FT-FTA	FT-FTA	Off	Def								
10	Hayes, Nigel	r	6-13	3-9	1-2	1	3	4	1	16	5	2	0	36	
22	Happ, Ethan	r	3-5	0-0	1-1	2	8	10	3	7	3	4	0	25	
30	Brown, Vitto	r	3-4	1-2	0-0	1	4	5	4	7	0	4	0	20	
03	Showalter, Zak	g	3-7	1-4	0-0	3	1	4	5	7	2	0	0	35	
24	Koenig, Bronson	g	8-19	3-13	2-2	2	0	2	4	21	1	4	0	33	
00	Trice, D'Mitrik	g	1-3	1-2	0-0	0	0	0	1	3	1	0	1	4	
11	Hill, Jordan	g	0-3	0-1	0-0	1	4	5	1	0	2	1	0	15	
15	Thomas IV, Charles	g	0-2	0-2	0-0	0	3	3	1	0	0	0	0	4	
21	Iverson, Khalil	g	0-0	0-0	0-0	1	0	1	2	0	0	1	0	7	
25	Illikainen, Alex	g	2-7	2-6	0-0	1	3	4	0	6	1	0	0	1	
	Team					4	0	4							
Totals			26-63	11-39	4-5	16	26	42	22	67	15	16	1	4	200

GAME 5: #16 WISCONSIN 73, GEORGETOWN 57

Nov. 22, 2016 • Maui, Hawaii • Lahaina Civic Center

WISCONSIN 73 • 4-1

#	Player	Total		3-Ptr		Rebounds			PF	TP	A	TO	Blk	Stl	Min
		FG-FGA	FG-FGA	FT-FTA	FT-FTA	Off	Def	Tot							
10	Hayes, Nigel	r	2-9	0-4	2-2	2	4	6	2	6	2	3	0	0	28
22	Happ, Ethan	r	8-13	0-0	3-5	8	7	15	5	19	1	2	2	2	27
30	Brown, Vitto	r	3-5	3-4	0-0	0	2	2	1	9	3	0	1	0	22
03	Showalter, Zak	r	2-5	0-2	1-2	0	4	4	2	5	2	1	0	0	31
24	Koenig, Bronson	g	7-16	2-8	4-4	0	6	6	2	20	2	3	0	1	31
00	Trice, D'Mitrik	g	1-4	0-1	0-0	0	0	0	0	2	1	2	1	1	12
05	Moesch, Aaron	g	0-0	0-0	0-0	0	0	0	0	0	0	0	0	0	1
11	Hilli, Jordan	g	0-2	0-1	0-0	1	0	1	0	0	0	0	0	0	5
15	Thomas IV, Charles	g	1-1	0-0	0-0	1	0	1	3	2	0	0	0	0	7
20	Schlundt, T.J.	g	0-1	0-1	0-0	0	0	0	0	0	0	0	0	0	1
21	Iverson, Khalil	g	4-6	0-1	2-3	3	4	7	1	10	0	2	1	0	20
25	Illikainen, Alex	g	0-3	0-0	0-0	2	1	3	2	0	1	0	0	0	14
33	Van Vliet, Andy	g	0-0	0-0	0-0	1	0	1	0	0	0	0	0	0	1
Team						2	2	4							
Totals			28-65	5-22	12-16	20	30	50	18	73	12	13	5	5	200

FG % 1st Half: 12-28 42.9% 2nd half: 16-37 43.2% Game: 28-65 43.1%
 3FG % 1st Half: 2-8 25.0% 2nd half: 3-14 21.4% Game: 5-22 22.7%
 FT % 1st Half: 6-9 66.7% 2nd half: 6-7 85.7% Game: 12-16 75.0%

GEORGETOWN 57 • 2-3

#	Player	Total		3-Ptr		Rebounds			PF	TP	A	TO	Blk	Stl	Min
		FG-FGA	FG-FGA	FT-FTA	FT-FTA	Off	Def	Tot							
11	Copeland, Isaac	r	0-5	0-1	0-0	0	0	0	0	0	1	0	0	1	17
15	Govan, Jessie	c	1-2	0-0	1-1	0	0	0	3	3	0	0	0	0	7
00	Peak, LJ	g	7-13	2-5	2-2	0	3	3	1	18	2	2	0	1	39
04	Mosely, Jagan	g	1-2	0-1	1-2	0	0	0	1	3	0	2	0	1	14
23	Pryor, Rodney	g	4-10	3-6	3-4	0	3	3	2	14	1	1	0	1	38
01	Campbell, Tre	g	0-3	0-1	0-0	0	1	1	0	1	1	1	0	0	12
02	Mulmore, Jonathan	g	1-3	0-0	6-7	0	0	0	2	8	1	1	0	0	18
22	Agau, Akoy	g	0-1	0-1	2-2	0	2	2	2	0	1	0	0	0	17
32	Johnson, Caleb	g	1-2	0-0	1-2	0	2	2	3	0	2	0	1	1	23
42	Hayes, Bradley	g	3-6	0-0	0-0	0	8	8	1	6	1	0	1	1	15
Team						1	1	2							
Totals			18-47	5-15	16-20	1	20	21	16	57	7	10	1	6	200

FG % 1st Half: 11-27 40.7% 2nd half: 7-20 35.0% Game: 18-47 38.3%
 3FG % 1st Half: 3-9 33.3% 2nd half: 2-6 33.3% Game: 5-15 33.3%
 FT % 1st Half: 4-6 66.7% 2nd half: 12-14 85.7% Game: 16-20 80.0%

Officials: Earl Walton, Chris Rastatter, Tony Chiazza
 Technical fouls: WISCONSIN-None. GEORGETOWN-None.
 Attendance: 2400

Score by periods	1st	2nd	Total
WISCONSIN	32	41	73
GEORGETOWN	29	28	57

Last FG - WIS 2nd-01:52. GU 2nd-02:38.
 Largest lead - WIS by 18 2nd-04:17. GU by 1 1st-18:53.
 WIS led for 38:55. GU led for 00:17. Game was tied for 00:18.

NOTES: UW's +29 rebounding edge is its largest since owning a +35 advantage vs. Prairie View A&M (11/14/10) ... UW's 20 offensive rebounds were its most since grabbing 21 at Oklahoma (11/29/15) ... 1 offensive rebound surrendered (a team rebound) was UW's fewest since Presbyterian only had 1 (11/20/12)

GAME 6: #4 NORTH CAROLINA 71, #16 WISCONSIN 56

Nov. 23, 2016 • Maui, Hawaii • Lahaina Civic Center

WISCONSIN 56 • 4-2

#	Player	Total		3-Ptr		Rebounds			PF	TP	A	TO	Blk	Stl	Min
		FG-FGA	FG-FGA	FT-FTA	FT-FTA	Off	Def	Tot							
10	Hayes, Nigel	r	3-11	1-7	1-2	0	5	5	2	8	1	2	0	1	34
22	Happ, Ethan	r	6-12	0-0	1-3	1	5	6	1	13	4	2	2	4	29
30	Brown, Vitto	r	5-6	4-5	1-2	2	1	3	4	15	0	1	0	1	24
03	Showalter, Zak	r	2-3	1-2	0-0	0	1	1	2	5	2	1	0	0	25
24	Koenig, Bronson	g	1-13	0-5	0-0	0	0	0	0	2	1	3	1	1	28
00	Trice, D'Mitrik	g	2-2	1-1	3-3	0	1	1	1	8	0	0	0	0	13
01	Pritzl, Brevin	g	1-1	1-1	0-0	0	0	0	0	3	0	0	0	0	1
04	Ferris, Matt	g	0-0	0-0	0-0	0	0	0	0	0	1	0	0	0	0+
05	Moesch, Aaron	g	0-0	0-0	0-0	0	0	0	0	0	0	0	0	0	1
11	Hilli, Jordan	g	0-0	0-0	0-0	0	0	0	0	0	2	0	0	0	6
15	Thomas IV, Charles	g	1-4	0-0	0-0	0	2	2	2	0	0	0	0	0	9
20	Schlundt, T.J.	g	0-0	0-0	0-0	0	0	0	0	0	0	0	0	0	1
21	Iverson, Khalil	g	0-2	0-0	0-0	1	5	6	0	0	0	1	1	0	11
25	Illikainen, Alex	g	0-0	0-0	0-0	0	0	0	0	0	1	0	0	0	14
33	Van Vliet, Andy	g	0-1	0-1	0-0	0	1	1	0	0	0	0	0	0	4
Team						0	1	1							
Totals			21-55	8-22	6-10	4	22	26	12	56	12	11	5	8	200

FG % 1st Half: 8-27 29.6% 2nd half: 13-28 46.4% Game: 21-55 38.2%
 3FG % 1st Half: 3-10 30.0% 2nd half: 5-12 41.7% Game: 8-22 36.4%
 FT % 1st Half: 1-3 33.3% 2nd half: 5-7 71.4% Game: 6-10 60.0%

NORTH CAROLINA 71 • 7-0

#	Player	Total		3-Ptr		Rebounds			PF	TP	A	TO	Blk	Stl	Min
		FG-FGA	FG-FGA	FT-FTA	FT-FTA	Off	Def	Tot							
03	Meeks, Kennedy	r	6-9	0-0	3-3	3	13	16	3	15	2	1	2	2	31
04	Hicks, Isalah	r	6-10	0-0	2-2	1	4	5	3	14	2	2	0	0	30
44	Jackson, Justin	r	4-13	1-6	3-3	0	2	2	2	12	2	3	0	0	31
02	Berry II, Joel	g	9-12	2-3	2-2	0	3	3	2	22	3	2	0	0	34
24	Williams, Kenny	g	0-1	0-1	0-0	0	3	3	1	0	0	0	0	0	22
00	Britt, Nate	g	0-5	0-1	0-0	0	2	2	1	0	0	2	0	0	18
05	Bradley, Tony	g	2-5	0-0	2-2	1	2	3	0	6	0	0	0	1	16
11	Rush, Shea	g	1-1	0-0	0-0	0	0	0	0	2	0	0	0	0	1
13	Coker, Kanier	g	0-0	0-0	0-0	0	0	0	0	0	0	0	0	0	1
14	Robinson, Brandon	g	0-1	0-1	0-0	0	0	0	1	0	0	1	0	1	7
21	Woods, Seventh	g	0-0	0-0	0-0	0	0	0	0	0	1	1	1	0	6
25	Rohlfman, Aaron	g	0-0	0-0	0-0	0	0	0	0	0	0	0	0	0	1
30	White, Silman	g	0-0	0-0	0-0	0	0	0	0	0	0	0	0	0	2
Team						2	2	4							
Totals			28-57	3-12	12-12	7	31	38	13	71	10	12	3	3	200

FG % 1st Half: 11-29 37.9% 2nd half: 17-28 60.7% Game: 28-57 49.1%
 3FG % 1st Half: 2-9 22.2% 2nd half: 1-3 33.3% Game: 3-12 25.0%
 FT % 1st Half: 5-5 100.0% 2nd half: 7-7 100.0% Game: 12-12 100.0%

Officials: Ted Valentine, Chris Rastatter, Earl Walton
 Technical fouls: WISCONSIN-None. NORTH CAROLINA-None.
 Attendance: 2400

All-Tournament Team - Joel Berry II, UNC (MVP); Kennedy Meeks (UNC);
 Ethan Happ (UW); Jalen Adams (UConn); Jawun Evans (Okla. St);
 Rohndell Goodwin (Chaminade)

Score by periods	1st	2nd	Total
WISCONSIN	20	36	56
NORTH CAROLINA	29	42	71

Last FG - WIS 2nd-00:02. NC 2nd-00:28.
 Largest lead - WIS None, NC by 25 2nd-02:28.

NOTES: Wisconsin missed its first 11 shots and fell behind 8-0 ... UW was out-rebounded for the first time of the season

GAME 7: #16 WISCONSIN 95, PRAIRIE VIEW A&M 50

Nov. 27, 2016 • Madison, Wis. • Kohl Center

Prairie View A&M 50 • 2-5

#	Player	Total		3-Ptr		Rebounds			PF	TP	A	TO	Blk	Stl	Min
		FG-FGA	FG-FGA	FT-FTA	Off	Def	Tot								
14	Zachary Hamilton	r	7-16	1-4	0-1	1	0	1	3	15	0	3	0	2	30
12	JD Wallace	c	1-1	0-0	0-0	1	3	4	1	2	0	0	0	0	12
11	Ja'Donta Blakley	g	4-7	0-0	0-1	2	3	5	2	8	4	6	0	1	29
22	Shaquille Preston	g	0-5	0-2	0-1	1	1	2	4	0	0	1	1	0	19
25	Darquan Cook	g	4-13	1-4	0-0	1	2	3	1	2	1	0	0	0	30
01	Troy Thompson	g	2-5	1-2	0-0	0	0	0	2	5	0	1	0	0	14
02	Avery Lomax	g	0-1	0-0	0-0	0	1	1	0	1	0	2	0	0	7
03	Jordan Giddings	g	1-1	1-1	0-0	1	0	1	3	3	1	2	0	0	8
05	Tevin Bellinger	g	0-4	0-1	0-0	0	1	1	0	0	0	0	0	0	17
10	Lavonne Davis	g	1-1	0-0	0-0	1	1	2	2	0	0	0	0	1	12
13	Evans Ganapamo	g	0-0	0-0	0-0	0	0	0	1	3	0	1	0	0	9
15	Nolan Wilson	g	0-0	0-0	0-0	0	0	0	2	0	0	0	0	0	7
30	James Westbrook	g	1-2	1-2	0-0	3	3	3	0	1	3	3	1	0	20
Totals			22-50	6-18	0-3	1	15	26	24	50	7	15	1	4	60

GAME 9: #17 WISCONSIN 90, OKLAHOMA 70

Dec. 3, 2016 • Madison, Wis. • Kohl Center

Oklahoma 70 • 5-2

#	Player	Total		3-Ptr		Rebounds		PF	TP	A	TO	Bk	Stl	Min
		FG-FGA	FT-FTA	FG-FGA	FT-FTA	Off	Def							
05	Freeman, Matt	r	0-4	0-0	0-0	1	1	2	2	0	0	2	0	13
12	Lattin, Khadeem	f	2-5	0-0	5-5	3	4	7	4	9	0	2	0	1
01	Odomes, Rashard	g	7-10	0-0	3-5	0	1	1	2	17	1	1	0	25
03	James, Christian	g	5-8	1-1	0-1	0	4	4	11	1	3	1	0	28
10	Woodard, Jordan	g	3-9	3-4	0-0	0	5	5	1	9	1	1	0	25
00	Strong-Moore, Darrion	g	3-5	1-3	0-0	0	0	0	1	7	1	1	0	27
04	McNeace, Jamuni	g	0-1	0-0	0-0	1	1	2	0	0	0	0	1	8
11	Doolittle, Kristian	g	1-2	0-0	2-2	0	3	3	2	4	0	4	0	15
13	Shepherd, Jordan	g	0-1	0-0	0-0	0	0	0	0	0	0	0	0	3
20	McGusty, Kameron	g	4-4	1-1	2-2	0	1	1	11	0	2	0	0	12
21	Buford, Dante	g	0-2	0-1	2-2	0	1	1	2	0	0	1	0	12
25	Cole, C.J.	g	0-0	0-0	0-0	0	0	0	0	0	0	0	0	1
Team						1	2	3						
Totals			25-51	6-14	14-17	6	23	29	20	70	4	16	3	200

FG % 1st Half: 14-28 50.0% 2nd half: 11-23 47.8% Game: 25-51 49.0%
 3FG % 1st Half: 5-8 62.5% 2nd half: 1-6 16.7% Game: 6-14 42.9%
 FT % 1st Half: 7-7 100.0 2nd half: 7-10 70.0% Game: 14-17 82.4%

Wisconsin 90 • 7-2

#	Player	Total		3-Ptr		Rebounds		PF	TP	A	TO	Bk	Stl	Min
		FG-FGA	FT-FTA	FG-FGA	FT-FTA	Off	Def							
10	Hayes, Nigel	r	8-13	2-2	10-13	1	1	2	1	28	6	0	0	37
22	Happ, Ethan	f	7-9	0-0	2-4	2	7	9	1	26	2	2	2	34
30	Brown, Vitto	g	2-6	1-5	0-0	1	2	3	1	5	1	1	1	23
03	Showalter, Zak	g	2-6	1-5	0-0	1	2	3	2	5	1	1	0	26
24	Koenig, Bronson	g	6-15	4-10	0-0	0	3	3	2	16	2	0	1	36
00	Trice, D'Mitrik	g	6-8	4-4	0-0	1	1	2	3	16	1	0	0	20
04	Ferris, Matt	g	0-0	0-0	0-0	0	0	0	0	0	0	0	0	3
00	Moesch, Aaron	g	0-0	0-0	0-0	0	0	0	0	0	0	0	0	0+
11	Hill, Jordan	g	0-1	0-1	0-0	0	2	2	0	0	1	0	0	9
15	Thomas IV, Charles	g	0-1	0-0	0-0	0	0	0	3	0	1	1	0	0
20	Schlundt, T.J.	g	0-0	0-0	0-0	0	0	0	0	0	0	0	0	0+
21	Iverson, Khalil	g	2-4	0-0	0-3	2	2	4	1	4	0	0	0	15
25	Illikainen, Alex	g	0-0	0-0	0-0	0	0	0	0	0	0	0	0	2
33	Van Vleet, Andy	g	0-0	0-0	0-0	0	0	0	0	0	0	0	0	0+
Team						2	1	3						
Totals			33-63	12-27	12-20	10	21	31	14	90	15	5	4	200

FG % 1st Half: 14-33 42.4% 2nd half: 19-30 63.3% Game: 33-63 52.4%
 3FG % 1st Half: 4-13 30.8% 2nd half: 8-14 57.1% Game: 12-27 44.4%
 FT % 1st Half: 5-9 55.6% 2nd half: 7-11 63.6% Game: 12-20 60.0%

Officials: Mike Eades, Chris Beaver, Earl Walton
 Technical fouls: Oklahoma-None. Wisconsin-None.
 Attendance: 17278

Score by periods	1st	2nd	Total
Oklahoma	40	30	70
Wisconsin	37	53	90

Last FG - OU 2nd-02:47, WIS 2nd-00:29.
 Largest lead - OU by 8 1st-04:55, WIS by 20 2nd-00:29.
 OU led for 22:05. WIS led for 15:00. Game was tied for 02:55.

Points	In	Off	2nd	Fast	Bench
OU	24	4	7	6	4
WIS	24	4	7	2	20

Score tied - 5 times.
 Lead changed - 9 times.

NOTES: Trice posted a career-high 16 points (4-4 3FGs) ... Trice's 16 points were the most by a UW freshman guard since George Marshall scored 20 at Iowa (Jan. 19, 2013) ... Trice also became the first UW freshman to hit 4 3-points in a game since Bronson Koenig did it in 2014 ... Hayes scored a season-high 28 points

GAME 11: #17 WISCONSIN 93, MARQUETTE 84

Dec. 10, 2016 • Milwaukee, Wis. • BMO Harris Bradley Center

Wisconsin 93 • 9-2

#	Player	Total		3-Ptr		Rebounds		PF	TP	A	TO	Bk	Stl	Min
		FG-FGA	FT-FTA	FG-FGA	FT-FTA	Off	Def							
10	Hayes, Nigel	r	6-10	1-2	4-8	2	7	9	2	17	4	2	1	36
22	Happ, Ethan	f	5-8	0-0	1-2	1	4	5	3	11	2	0	1	17
30	Brown, Vitto	g	5-11	1-5	4-4	1	5	6	4	15	3	2	0	24
03	Showalter, Zak	g	4-5	1-2	2-2	1	0	1	3	11	2	1	0	33
24	Koenig, Bronson	g	6-12	4-6	2-2	0	2	2	3	18	6	3	1	27
00	Trice, D'Mitrik	g	1-3	0-1	1-2	0	2	2	1	3	2	1	1	21
15	Thomas IV, Charles	g	0-0	0-0	2-2	0	0	0	1	2	0	0	0	7
21	Iverson, Khalil	g	5-6	1-2	5-7	1	4	5	1	16	1	0	0	25
Team						2	1	3						
Totals			32-55	8-18	21-29	8	25	33	18	93	20	9	6	200

FG % 1st Half: 14-27 51.9% 2nd half: 18-28 64.3% Game: 32-55 58.2%
 3FG % 1st Half: 3-10 30.0% 2nd half: 5-8 62.5% Game: 8-18 44.4%
 FT % 1st Half: 4-4 100.0 2nd half: 17-25 68.0% Game: 21-29 72.4%

Marquette 84 • 7-3

#	Player	Total		3-Ptr		Rebounds		PF	TP	A	TO	Bk	Stl	Min
		FG-FGA	FT-FTA	FG-FGA	FT-FTA	Off	Def							
10	HAUSER, Sam	r	0-1	0-1	0-0	0	1	1	5	0	1	1	0	18
40	FISCHER, Luke	c	5-8	0-0	1-2	3	3	6	3	11	3	2	2	33
00	HOWARD, Markus	g	6-12	3-6	7-8	0	3	3	3	22	1	1	0	34
23	JOHNSON, Jajuan	g	2-5	0-1	0-0	0	1	1	3	4	0	3	0	15
25	CHEATHAM, Haanif	g	6-14	0-2	4-4	3	5	8	3	16	2	1	0	31
01	WILSON, Duane	g	0-3	0-1	0-0	0	2	2	1	0	0	1	0	13
12	HELD, Matt	g	0-0	0-0	0-0	0	0	0	0	0	0	0	0	3
22	REINHARDT, Katlin	g	4-7	4-6	4-5	0	2	2	4	16	0	0	0	29
30	ROWSEY, Andrew	g	4-8	3-5	4-4	0	1	1	3	15	1	3	0	24
Team						2	1	3						
Totals			27-58	10-22	20-23	8	19	27	25	84	8	12	2	200

FG % 1st Half: 14-29 48.3% 2nd half: 13-29 44.8% Game: 27-58 46.6%
 3FG % 1st Half: 5-13 38.5% 2nd half: 5-9 55.6% Game: 10-22 45.5%
 FT % 1st Half: 7-9 77.8% 2nd half: 13-14 92.9% Game: 20-23 87.0%

Officials: Pat Driscoll, Brian Dorsey, Tim Clougherty
 Technical fouls: Wisconsin-Iverson, Khalil. Marquette-None.
 Attendance: 18691

Score by periods	1st	2nd	Total
Wisconsin	35	58	93
Marquette	40	44	84

Points	In	Off	2nd	Fast	Bench
WIS	42	22	14	14	21
MU	30	11	14	19	31

Last FG - WIS 2nd-00:43, MU 2nd-00:20.
 Largest lead - WIS by 18 2nd-06:44, MU by 5 1st-00:02.
 WIS led for 23:09, MU led for 13:45. Game was tied for 03:06.

Score tied - 5 times.
 Lead changed - 13 times.

NOTES: UW has won 3 of the last 4 at Marquette ... UW used a 16-0 run midway through the second half to turn a 46-47 deficit into a 62-47 lead, holding MU scoreless for a span of 5:39 to take control ... UW's 93 points are the school's most-ever scored in the series with Marquette and are UW's most in road game vs. a major conference team since a 104-98 loss at Minnesota in 1971 ... The Badgers tallied their most points in a half since scoring 58 in the second half of a 99-55 win over Prairie View A&M in the 2010-11 opener ... Iverson scored a career-high 16 points

GAME 10: #17 WISCONSIN 78, IDAHO STATE 44

Dec. 7, 2016 • Madison, Wis. • Kohl Center

Idaho State 44 • 1-8

#	Player	Total		3-Ptr		Rebounds		PF	TP	A	TO	Bk	Stl	Min
		FG-FGA	FT-FTA	FG-FGA	FT-FTA	Off	Def							
05	JONES, Robert	r	2-8	0-4	3-5	1	3	4	7	1	1	0	0	26
13	TOPALOVIC, Novak	c	1-1	0-0	0-2	0	1	1	4	2	0	3	2	21
01	LUZCANDO, Geno	g	3-7	0-2	0-0	0	3	3	2	6	0	3	0	26
03	TELFAR, Ethan	g	1-9	0-2	0-1	0	5	5	2	2	4	3	0	34
15	BOYD, Brandon	g	0-6	0-2	0-0	0	2	2	0	0	1	2	0	1
00	GARRITY, Hayes	g	3-8	3-7	0-0	0	0	0	1	9	1	1	0	30
11	NAKKEN, Erik	g	2-2	2-2	0-0	1	0	1	2	6	0	0	0	13
22	WILKINSON, Clark	g	0-0	0-0	0-0	0	1	1	1	0	0	0	0	5
24	LENNOX, Stephen	g	1-3	0-1	0-2	0	1	1	3	2	1	0	0	12
32	MOCSAN, Balint	g	3-4	2-3	2-3	0	1	1	2	10	0	2	0	15
Team						1	1	2						
Totals			16-48	7-23	5-13	3	18	21	21	44	8	17	2	200

FG % 1st Half: 6-21 28.6% 2nd half: 10-27 37.0% Game: 16-48 33.3%
 3FG % 1st Half: 4-11 36.4% 2nd half: 3-12 25.0% Game: 7-23 30.4%
 FT % 1st Half: 0-1 0.0% 2nd half: 5-12 41.7% Game: 5-13 38.5%

Wisconsin 78 • 8-2

#	Player		Total	3-Ptr	Rebounds									
			FG	FGA	FT	FTA	Off	Def	PF	TP	A	TO	Bk	Stl
10	Hayes, Nigel	f	4-7	0-0	3-8	1	3	4	0	11	1	1	1	21
22	Happ, Ethan	f	5-6	0-0	2-5	4	8	12	2	12	3	2	1	22
30	Brown, Vitto	f	4-7	1-4	0-0	2	1	3	0	9	0	1	1	0
33	Shawalter, Zak	g	2-6	0-0	0	5	5	2	4	3	0	1	4	25
34	Koenig, Brian	g	4-7	0-0	4-7	0	2	3	21	2	0	0	0	17
00	Trice, D'Mitrik		1-5	1-2	0-0	0	2	2	3	2	1	0	1	26
01	Pritzl, Brevin		0-1	0-0	0	0	0	0	0	0	0	0	0	4
04	Ferris, Matt		0-0	0-0	0	1	1	0	0	0	0	0	0	2
05	Moesch, Aaron		0-1	0-0	0	1	1	1	0	0	0	0	0	5
11	Hill, Jordan		2-4	0-1	1-2	0	1	0	5	0	0	0	0	13
24	Thomas IV, Charles		0-1	0-0	0	0	3	0	0	0	0	0	0	0
26	Schlundt, T.J.		0-1	0-1	0-0	0	0	0	0	0	0	0	0	2
21	Iverson, Khalil		2-3	0-0	0	0	4	3	4	2	3	0	3	20
25	Illikainen, Alex		0-0	0-0	0	1	2	3	1	0	0	0	0	9
33	Van Vleet, Andy		1-2	0-1	1	2	2	2	0	0	0	0	0	6
	Team					1	2	3						
	Totals		30-58	6-20	12-22	13	34	47	16	78	11	10	4	9

GAME 13: #14 WISCONSIN 90, FLORIDA A&M 37

Dec. 23, 2016 • Madison, Wis. • Kohl Center

Florida A&M 37 • 2-11

#	Player	Total		3-Ptr		Rebounds			PF	TP	A	TO	Blk	Stl	Min
		FG-FGA	FG-FGA	FT-FTA	FT-FTA	Off	Def	Tot							
01	Severado, Nicholas	r	0-4	0-1	0-0	0	1	1	4	0	0	2	1	0	25
14	Dandridge, Derrick	r	1-5	0-1	1-6	1	4	5	0	3	0	2	1	0	31
40	Mays, Elijah	g	3-12	1-3	2-2	0	1	1	2	9	1	3	0	1	29
21	Ravenel, Justin	g	4-6	0-2	0-0	0	1	1	2	8	0	1	0	0	25
22	Barham, Marcus	g	3-15	2-8	0-0	0	2	2	1	8	1	1	0	1	30
05	Core, Nasir	g	0-4	0-3	0-0	1	3	4	1	0	2	4	0	1	23
20	Myles, Brendon	g	3-8	3-4	0-0	0	5	5	1	9	1	2	0	0	26
30	Austin, Rashad	g	0-0	0-0	0-0	1	0	1	3	0	2	0	0	1	11
Team						1	0								
Totals			14-54	6-22	3-8	4	17	21	14	37	7	15	2	4	200

FG % 1st Half: 9-29 31.0% 2nd half: 5-25 20.0% Game: 14-54 25.9% Deadball Rebounds 2
 3FG % 1st Half: 4-10 40.0% 2nd half: 2-12 16.7% Game: 6-22 27.3%
 FT % 1st Half: 0-0 0.0% 2nd half: 3-8 37.5% Game: 3-8 37.5%

Wisconsin 90 • 11-2

#	Player	Total		3-Ptr		Rebounds			PF	TP	A	TO	Blk	Stl	Min
		FG-FGA	FG-FGA	FT-FTA	FT-FTA	Off	Def	Tot							
10	Hayes, Nigel	r	3-3	0-0	0-0	0	6	6	1	6	4	2	0	1	20
22	Happ, Ethan	r	4-6	0-0	0-0	2	7	9	1	8	3	1	0	1	17
30	Brown, Vitto	r	3-5	1-2	4-4	2	6	8	2	11	2	2	1	1	18
03	Showalter, Zak	g	1-3	1-3	2-2	0	0	0	1	5	3	1	0	1	21
24	Koenig, Bronson	g	2-7	2-7	2-2	0	2	2	1	8	2	1	0	1	22
00	Trice, D'Mitrik	g	5-8	4-5	0-0	0	1	1	1	14	1	0	0	1	17
01	Pritzl, Brevin	g	2-3	0-1	2-2	2	1	3	0	6	0	1	0	1	10
04	Ferris, Matt	g	0-2	0-1	0-0	0	0	0	1	0	1	0	0	1	3
05	Moersch, Aaron	g	1-1	0-0	0-0	1	0	1	0	2	1	0	0	1	7
11	Hill, Jordan	g	3-6	0-3	0-0	1	5	6	1	6	1	0	0	0	13
15	Thomas IV, Charles	g	5-10	1-1	0-0	3	2	5	3	11	0	2	0	0	15
20	Schlundt, T.J.	g	0-1	0-0	0-0	0	0	0	0	0	0	0	0	0	5
21	Iverson, Khalil	g	1-4	0-1	0-0	1	3	4	0	2	2	2	0	0	16
25	Illikainen, Alex	g	1-1	0-0	0-1	0	0	0	1	2	1	1	0	0	8
33	Van Vliet, Andy	g	3-5	3-3	0-0	1	4	5	0	9	2	0	0	0	8
Team						2	1	3							
Totals			34-65	12-27	10-11	15	38	53	13	90	23	13	1	9	200

FG % 1st Half: 15-32 46.9% 2nd half: 19-33 57.6% Game: 34-65 52.3% Deadball Rebounds 0,1
 3FG % 1st Half: 5-16 31.3% 2nd half: 7-11 63.6% Game: 12-27 44.4%
 FT % 1st Half: 8-8 100.0 2nd half: 2-3 66.7% Game: 10-11 90.9%

Officials: Larry Sciotto, Eric Curry, Brooks Wells
 Technical fouls: Florida A&M-None. Wisconsin-None.
 Attendance: 17267

Score by periods	1st	2nd	Total
Florida A&M	22	15	37
Wisconsin	43	47	90

Last FG - FAMUM 2nd-00:12. WIS 2nd-00:30.
 Largest lead - FAMUM None, WIS by 56 2nd-00:30.
 FAMUM led for 00:00. WIS led for 39:46. Game was tied for 00:14.

In Off 2nd Fast
Paint T/O Chance Break Bench
WIS 8 4 5 2 6 52

Score tied - 0 times.
 Lead changed - 0 times.

NOTES: Wisconsin's 53-point win over Florida A&M marked the 4th-largest in school history.

GAME 15: #13 WISCONSIN 75, #25 INDIANA 68

Jan. 3, 2017 • Bloomington, Ind. • Assembly Hall

Wisconsin 75 • 13-2, 2-0 B1G

#	Player	Total		3-Ptr		Rebounds			PF	TP	A	TO	Blk	Stl	Min
		FG-FGA	FG-FGA	FT-FTA	FT-FTA	Off	Def	Tot							
10	Hayes, Nigel	r	4-11	0-0	2-3	1	1	2	3	10	2	0	0	0	38
22	Happ, Ethan	r	8-11	0-0	3-4	1	5	6	4	19	4	0	1	1	32
30	Brown, Vitto	r	3-8	2-5	0-0	0	6	6	1	8	0	3	1	1	25
03	Showalter, Zak	g	5-8	2-5	2-2	0	0	0	1	14	1	0	1	2	34
24	Koenig, Bronson	g	5-7	5-5	2-2	0	0	0	3	17	1	3	0	3	25
00	Trice, D'Mitrik	g	2-8	1-4	0-1	1	1	2	0	5	3	0	0	1	20
11	Hill, Jordan	g	0-0	0-0	0-0	0	0	0	0	0	0	0	0	0	3
21	Iverson, Khalil	g	1-2	0-0	0-2	3	2	5	0	2	1	0	1	1	13
25	Illikainen, Alex	g	0-1	0-1	0-0	1	1	2	3	0	0	0	1	0	10
Team						1	1	2							
Totals			28-56	10-20	9-14	8	17	25	15	75	12	7	4	9	200

FG % 1st Half: 16-31 51.6% 2nd half: 12-25 48.0% Game: 28-56 50.0% Deadball Rebounds 2
 3FG % 1st Half: 5-11 45.5% 2nd half: 5-9 55.6% Game: 10-20 50.0%
 FT % 1st Half: 1-6 16.7% 2nd half: 8-8 100.0 Game: 9-14 64.3%

Indiana 68 • 10-5, 0-2 B1G

#	Player	Total		3-Ptr		Rebounds			PF	TP	A	TO	Blk	Stl	Min
		FG-FGA	FG-FGA	FT-FTA	FT-FTA	Off	Def	Tot							
03	Anunoby, OG	r	4-4	0-0	1-2	0	6	6	3	9	0	4	1	1	32
13	Morgan, Juwan	r	4-5	0-1	4-5	3	4	7	1	12	0	1	0	0	29
31	Bryant, Thomas	c	3-5	0-0	0-0	0	3	3	2	6	1	1	1	0	21
01	Blackmon Jr., James	g	4-9	2-5	0-0	0	0	0	2	10	2	1	0	1	26
02	Newkirk, Josh	g	1-7	0-2	2-2	1	5	6	3	4	4	2	0	2	22
00	Jones, Curtis	g	1-1	1-1	0-0	0	2	2	0	3	0	0	0	0	7
04	Johnson, Robert	g	4-9	2-5	2-2	1	2	3	1	12	1	2	0	1	24
15	McRoberts, Zach	g	0-2	0-1	0-0	0	1	1	0	0	1	0	0	0	13
20	Davis, De'Ron	g	5-7	0-0	2-4	2	0	2	3	12	0	1	0	0	18
21	McSwain Jr., Freddie	g	0-0	0-0	0-0	0	0	0	1	0	1	0	0	0	8
Team						2	0	2							
Totals			26-49	5-15	11-15	9	23	32	16	68	9	13	2	5	200

FG % 1st Half: 15-30 50.0% 2nd half: 11-19 57.9% Game: 26-49 53.1% Deadball Rebounds 1
 3FG % 1st Half: 3-10 30.0% 2nd half: 2-5 40.0% Game: 5-15 33.3%
 FT % 1st Half: 4-5 80.0% 2nd half: 7-10 70.0% Game: 11-15 73.3%

Officials: Gene Statoro, Pat Driscoll, Donnie Eppley
 Technical fouls: Wisconsin-None. Indiana-None.
 Attendance: 14679

Score by periods	1st	2nd	Total
Wisconsin	38	37	75
Indiana	37	31	68

Last FG - WIS 2nd-00:41. IND 2nd-00:02.

Largest lead - WIS by 14 1st-16:09. IND by 2 2nd-14:04.

WIS led for 35:14. IND led for 01:40. Game was tied for 03:06.

Points In Off 2nd Fast
WIS T/O Chance Break Bench
IND 38 9 15 11 27

Score tied - 5 times.
 Lead changed - 8 times.

NOTES: Wisconsin has won 16 of the last 18 games over Indiana, including 6 of the last 8 in Indiana...in addition to shooting a perfect 5-for-5 from 3PT range for 17 points, Koenig also recorded a career-high 3 steals...the Badgers earned their first road win vs. a top-25 opponent since winning at No. 8 Iowa on Feb. 24, 2016

GAME 14: #14 WISCONSIN 72, RUTGERS 52

Dec. 27, 2016 • Madison, Wis. • Kohl Center

Rutgers 52 • 11-3, 0-1

#	Player	Total		3-Ptr		Rebounds			PF	TP	A	TO	Blk	Stl	Min
		FG-FGA	FG-FGA	FT-FTA	FT-FTA	Off	Def	Tot							
11	Omori, Eugene	r	0-2	0-1	0-0	0	0	0	1	0	1	1	0	0	10
33	Freeman, Deshaun	r	3-8	0-1	3-5	2	1	3	5	9	0	4	0	2	15
34	Gettys, C.J.	c	2-3	0-0	0-0	1	0	1	3	4	0	2	0	0	11
04	Johnson, Nigel	g	4-14	2-5	0-2	2	3	5	1	11	1	1	0	2	28
05	Williams, Mike	g	6-10	4-5	2-2	4	4	8	3	18	1	2	1	0	27
02	Doornon, Shaquille	g	0-0	0-0	0-0	0	2	2	0	0	0	0	0	0	13
03	Sanders, Corey	g	1-11	0-1	2-2	0	2	2	1	4	3	0	0	0	23
04	Laurent, Jonathan	g	1-2	0-0	0-0	2	3	5	4	2	0	2	0	0	8
15	Dadika, Jake	g	0-1	0-1	0-0	0	1	1	0	0	0	0	0	0	7
21	Sa, Candido	g	0-2	0-1	0-0	0	1	1	4	4	1	2	2	0	24
32	Diallo, Ibrahim	g	1-3	0-0	0-0	1	0	1	2	2	0	1	1	1	17
35	Thiam, Issa	g	1-6	0-3	0-0	0	1	1	0	2	0	0	0	1	17
Team						2	0	2							
Totals			19-62	7-18	7-11	17	18	35	24	52	7	15	4	6	200

FG % 1st Half: 6-26 23.1% 2nd half: 13-36 36.1% Game: 19-62 30.6% Deadball Rebounds 2
 3FG % 1st Half: 2-7 28.6% 2nd half: 5-11 45.5% Game: 7-18 38.9%
 FT % 1st Half: 4-7 57.1% 2nd half: 3-4 75.0% Game: 7-11 63.6%

Wisconsin 72 • 12-2, 1-0

#	Player		Total	3-Ptr	Rebounds										
			FG-FGA	FT-FTA	Off	Def	TP	Pf	TP	A	To	Blk	Stl	Min	
10	Hayes, Nigel	f	5-9	0-0	10-10	2	4	6	2	20	2	1	1	2	36
22	Happ, Ethan		4-10	0-0	2-5	3	8	11	3	10	2	3	1	3	30
30	Brown, Vitto	f	2-5	1-4	0-0	0	1	7	2	5	2	2	2	0	25
03	Showerhat, Zak	g	6-10	2-5	4-5	2	5	13	3	18	2	1	0	4	30
04	Koenig, Bronson	g	3-10	2-5	0	3	3	6	8	13	0	0	0	0	33
00	Trice, D'Mitrik		2-3	0-1	0-0	0	4	4	1	4	0	2	0	0	13
01	Pritzl, Brevin		0-0	0-0	0-0	0	0	0	0	0	0	0	0	0	1
04	Ferris, Matt		0-0	0-0	0-0	0	0	0	0	0	0	0	0	0	1
05	Moesch, Aaron		0-0	0-0	1-2	1	0	1	0	1	0	0	0	0	1
11	Hill, Jordan		0-0	0-0	0-0	0	0	0	0	0	0	0	0	0	3
04	Thomas IV, Charles		0-0	0-0	0-0	0	0	1	0	2	0	0	0	0	1
20	Schlundt, T.J.		0-1	0-1	0-0	0	0	0	0	0	0	0	0	0	1
21	Iverson, Khalil		1-5	0-1	4-4	4	1	5	0	6	0	1	2	0	19
25	Illikainen, Alex		0-0	0-0	0-2	0	0	0	1	0	0	0	0	0	4
33	Van Vliet, Andy		0-1	0-1	0-0	0	0	0	0	0	0	0	0	0	1
	Team					4	4	5							
	Totals		23-54	5-18	21-28	16	28	44	15	72	9	13	6	10	200

GAME 17: #18 WISCONSIN 89, OHIO STATE 66

Jan. 12, 2017 • Madison, Wis. • Kohl Center

Ohio State 66 • 10-7, 0-4

#	Player	Total		3-Ptr		Rebounds		PF	TP	A	TO	Blk	Stl	Min
		FG-FGA	FG-FGA	FT-FTA	FT-FTA	Off Def Tot	Off Def Tot							
01	Tate, Jae'Sean	f	3-7	0-2	4-4	2 2 4	3 10	1	2	1	2	1	2	26
02	Loving, Marc	f	2-7	1-4	0-0	0 2 2	1 5	0	5	2	0	2	0	27
32	Thompson, Trevor	c	3-8	0-0	5-5	4 5 9	3 11	0	0	4	0	0	0	25
13	Lyle, JaQuan	g	5-9	2-4	1-2	0 3 3	1 13	2	2	0	0	0	0	26
15	Williams, Kam	g	5-11	0-2	2-2	0 4 4	1 12	0	1	0	0	0	0	34
00	Potter, Micah		1-2	1-1	2-2	2 2 4	1 5	1	0	2	1	0	0	15
03	Jackson, C.J.		1-6	0-4	2-4	0 2 2	4 3	0	0	1	0	0	0	23
10	Bell, David		0-0	0-0	0-0	0 0 0	0 0	0	0	1	1	0	0	5
24	Wesson, Andre		1-3	1-3	3-4	2 0 2	2 6	0	1	0	2	0	0	19
Team						0 1 1								
Totals			21-53	5-20	19-23	10 21 31	14 66	7	12	10	6	200		

FG % 1st Half: 9-25 36.0% 2nd half: 12-28 42.9% Game: 21-53 39.6% Deadball Rebounds 2.2
 3FG % 1st Half: 2-10 20.0% 2nd half: 3-10 30.0% Game: 5-20 25.0%
 FT % 1st Half: 7-8 87.5% 2nd half: 12-15 80.0% Game: 19-23 82.6%

Wisconsin 89 • 14-3, 3-1

#	Player	Total		3-Ptr		Rebounds		PF	TP	A	TO	Blk	Stl	Min
		FG-FGA	FG-FGA	FT-FTA	FT-FTA	Off Def Tot	Off Def Tot							
10	Hayes, Nigel	f	7-12	0-1	1-5	3 0 3	1 15	4	1	0	0	0	0	24
22	Happ, Ethan	f	3-10	0-0	0-4	4 7 11	1 6	2	0	0	0	0	0	21
30	Brown, Vitto	f	5-9	2-4	0-1	2 3 5	0 12	2	1	1	0	0	0	22
03	Shawalter, Zak	g	2-3	0-1	0-0	0 1 1	4 4	0	0	0	0	0	0	13
24	Koenig, Bronson	g	7-12	5-7	2-2	0 1 1	0 21	3	1	0	0	0	0	27
00	Trice, D'Mitrik		3-5	1-1	0-0	0 1 1	0 7	0	1	0	0	0	0	15
01	Pritzl, Brevin		1-3	0-1	0-0	0 3 3	1 2	0	0	0	0	0	0	13
04	Ferris, Matt		0-0	0-0	0-0	0 0 0	0 0	0	0	0	0	0	0	1
09	Moesch, Aaron		0-1	0-0	0-0	0 0 0	0 0	1	0	0	0	0	0	2
11	Hill, Jordan		3-6	2-4	0-0	1 1 2	4 8	0	0	0	0	0	0	18
15	Thomas IV, Charles		2-4	0-1	1-1	0 2 2	5 5	1	2	0	0	0	0	7
20	Schlundt, T.J.		0-0	0-0	0-0	1 0 1	1 0	0	0	0	0	0	0	2
21	Iverson, Khalil		1-5	0-0	1-2	2 4 6	1 3	2	2	0	0	0	0	19
25	Illikainen, Alex		2-2	2-2	0-0	1 0 1	2 6	0	0	0	0	0	0	12
33	Van Vliet, Andy		0-1	0-0	0-0	0 0 0	0 0	0	0	1	0	0	0	4
Team						7 0 7								
Totals			36-73	12-22	5-15	21 23 44	17 89	19	8	2	8	200		

FG % 1st Half: 18-41 43.9% 2nd half: 18-32 56.3% Game: 36-73 49.3% Deadball Rebounds 3.1
 3FG % 1st Half: 6-12 50.0% 2nd half: 6-10 60.0% Game: 12-22 54.5%
 FT % 1st Half: 3-9 33.3% 2nd half: 2-6 33.3% Game: 5-15 33.3%

Officials: Lamont Simpson, Pat Driscoll, Steve McClunkins
 Technical fouls: Ohio State-None. Wisconsin-None.
 Attendance: 17287

Score by periods	1st	2nd	Total
Ohio State	27	39	66
Wisconsin	45	44	89

Last FG - OSU 2nd-00:04, WIS 2nd-01:11
 Largest lead - OSU None, WIS by 32 2nd-11:12.
 OSU led for 00:00. WIS led for 38:55. Game was tied for 01:05.

Points	In	Off	2nd	Fast	Bench
OSU	22	5	9	4	15
WIS	42	16	28	4	31

Score tied - 2 times.
 Lead changed - 0 times.

NOTES: Wisconsin won its 16th straight game at home... the Badgers had 70+ field goal attempts for the first time since they took 71 shots vs. Iowa on 2/6/13.

GAME 19: #17 WISCONSIN 78, MINNESOTA 76 (OT)

Jan. 21, 2017 • Minneapolis, Minn. • Williams Arena

Wisconsin 78 • 16-3, 5-1

#	Player	Total		3-Ptr		Rebounds		PF	TP	A	TO	Blk	Stl	Min
		FG-FGA	FG-FGA	FT-FTA	FT-FTA	Off Def Tot	Off Def Tot							
10	Hayes, Nigel	f	9-18	1-2	2-2	1 4 5	1 21	1	2	1	2	0	1	42
22	Happ, Ethan	f	11-19	0-0	6-9	3 9 12	2 28	6	1	5	1	0	0	38
30	Brown, Vitto	f	1-5	0-1	0-0	1 6 7	2 2	0	3	0	0	0	0	17
03	Showalter, Zak	g	3-4	1-2	0-0	0 2 2	2 7	3	1	0	3	0	0	36
24	Koenig, Bronson	g	4-8	3-5	0-0	0 2 2	2 11	6	1	0	0	0	0	39
00	Trice, D'Mitrik		1-3	1-2	1-2	0 0 0	0 4	3	1	0	0	0	0	19
11	Hill, Jordan		1-1	1-1	0-0	0 2 2	3 3	0	0	0	0	0	0	15
15	Thomas IV, Charles		0-0	0-0	0-0	0 0 0	0 0	0	0	0	0	0	0	2
21	Iverson, Khalil		1-2	0-0	0-0	1 0 1	1 2	0	0	0	0	0	0	11
25	Illikainen, Alex		0-2	0-1	0-0	1 2 3	0 0	0	0	0	1	0	0	6
Team						2 0 2								
Totals			31-62	7-14	9-13	9 27 36	13 78	19	13	6	5	225		

FG % 1st Half: 13-31 41.9% 2nd half: 14-24 58.3% OT: 4-7 57.1% Game: 31-62 50.0% Deadball Rebounds 2.2
 3FG % 1st Half: 3-6 50.0% 2nd half: 2-4 33.3% OT: 2-2 100.0% Game: 7-14 50.0%
 FT % 1st Half: 3-3 100.0 2nd half: 5-8 62.5% OT: 1-2 50.0% Game: 9-13 69.2%

Minnesota 76 • 15-5, 3-4

#	Player	Total		3-Ptr		Rebounds		PF	TP	A	TO	Blk	Stl	Min
		FG-FGA	FG-FGA	FT-FTA	FT-FTA	Off Def Tot	Off Def Tot							
03	Murphy, Jordan	f	2-4	0-1	0-0	0 1 1	1 4	1	1	0	1	0	0	26
22	Lynch, Reggie	c	4-8	0-0	0-0	4 3 7	5 8	0	1	5	0	0	0	20
00	Spring, Akeem	g	6-12	3-6	1-2	1 2 3	1 16	1	0	1	1	0	0	36
02	Mason, Nate	g	3-14	0-2	2-2	0 2 2	0 8	10	2	0	2	0	0	36
05	Coffey, Amir	g	8-14	3-4	0-2	0 5 5	2 19	3	3	1	1	0	0	41
01	McBrayer, Dupree		5-7	2-2	2-2	0 2 2	0 14	4	1	0	0	0	0	21
21	Konate, Bakary		0-0	0-0	2-2	1 3 4	2 2	0	0	0	0	0	0	14
24	Curry, Eric		2-5	1-2	0-0	0 5 5	2 5	0	1	0	0	0	0	19
42	Hurt, Michael		0-0	0-0	0-0	0 0 0	0 0	0	0	0	0	0	0	2
Team						3 1 4								
Totals			30-64	9-17	7-10	9 24 33	13 76	19	10	7	6	225		

FG % 1st Half: 14-28 50.0% 2nd half: 14-32 43.8% OT: 2-4 50.0% Game: 30-64 46.9% Deadball Rebounds 2.2
 3FG % 1st Half: 4-6 66.7% 2nd half: 5-10 50.0% OT: 0-1 0.0% Game: 9-17 52.9%
 FT % 1st Half: 2-3 66.7% 2nd half: 0-1 0.0% OT: 5-6 83.3% Game: 7-10 70.0%

Officials: Chris Beaver, Donnie Eppley, Steve McClunkins
 Technical fouls: Wisconsin-None. Minnesota-None.
 Attendance: 14625
 Sellout

Score by periods	1st	2nd	OT	Total
Wisconsin	32	35	11	78
Minnesota	34	33	9	76

Last FG - WIS OT-00:44, MINN OT-00:59
 Largest lead - WIS by 5 1st-18:35, MINN by 5 2nd-13:27.
 WIS led for 18:30. MINN led for 15:11. Game was tied for 10:43.

Score tied - 18 times.
 Lead changed - 16 times.

NOTES: Happ became the first major conference player since 2003 to reach 25 points, 10 rebounds, 5 assists and 5 blocks in a game...at one point in the second half, Happ scored 20 of UW's 23 points over a 9:20 span...the 200th meeting between Wisconsin and Minnesota was memorable, as neither team led by more than 5 and there were 18 ties and 16 lead changes, including Koenig's go-ahead 3 with 0:44 left in OT...the Badgers won their sixth consecutive overtime game.

GAME 18: #17 WISCONSIN 68, MICHIGAN 64

Jan. 17, 2017 • Madison, Wis. • Kohl Center

Michigan 64 • 12-7, 2-4

#	Player	Total		3-Ptr		Rebounds		PF	TP	A	TO	Blk	Stl	Min
		FG-FGA	FG-FGA	FT-FTA	FT-FTA	Off Def Tot	Off Def Tot							
05	Wilson, DJ	f	0-4	0-3	0-0	0 5 5	5 0	1	1	3	0	0	0	30
13	Wagner, Moritz	f	2-7	0-3	6-7	1 3 4	5 10	0	3	0	0	0	0	29
10	Walton Jr., Derrick	g	4-9	3-5	4-4	0 5 5	15 2	1	0	0	0	0	0	32
12	Abdur-Rahkman, M-A	g	3-6	2-2	0-0	1 5 6	1 8	2	2	0	0	0	0	28
21	Irvin, Zak	g	9-16	2-2	0-0	0 6 6	1 20	3	2	0	0	0	0	38
03	Simpson, Xavier		0-1	0-0	0-0	0 0 0	1 0	0	0	0	1	0	0	7
14	Wright-Jones, Fred		0-0	0-0	0-0	0 0 0	0 0	0	0	0	0	0	0	3
15	Teske, Jon		0-0	0-0	0-0	0 0 0	0 0	0	0	0	0	0	0	3
22	Robinson, Duncan		4-7	3-5	0-0	0 2 2	0 11	1	0	0	0	1	0	25
34	Donnal, Mark		0-1	0-0	0-0	2 0 2	3 0	1	0	0	0	0	0	8
Team						1 1 2								
Totals			22-51	10-21	10-11	5 27 32	21 64	10	10	4	3	200		

FG % 1st Half: 8-25 32.0% 2nd half: 14-26 53.8% Game: 22-51 43.1% Deadball Rebounds 0.1
 3FG % 1st Half: 3-10 30.0% 2nd half: 7-11 63.6% Game: 10-21 47.6%
 FT % 1st Half: 2-2 100.0 2nd half: 8-9 88.9% Game: 10-11 90.9%

Wisconsin 68 • 15-3, 4-1

Wiscason HS - 1985, 4-1															
#	Player	Total		3-Ptr		Rebounds		PF	TP	A	TO	Blk	Stl	Min	
		FG-FGA	FG-FGA	FT-FTA	FT-FTA	Off	Def								Total
10	Hayes, Nigel	f	4-11	1-4	4-10	3	3	6	2	13	3	1	0	1	38
22	Happ, Eric	f	5-13	0-1	1-2	2	2	4	11	3	3	2	2	2	22
23	Brown, Vitto	f	5-11	1-4	2-2	0	3	3	11	1	0	0	0	0	26
23	Showalter, Zak		3-3	0-0	0-0	1	5	3	6	3	0	1	0	1	28
24	Koenig, Bronson	g	5-10	3-5	3-4	0	4	4	1	16	1	2	0	0	34
00	Trice, D'Mitrik		1-1	1-1	1-2	0	3	3	2	4	0	1	0	1	14
11	Hill, Jordan		1-2	0-0	3-4	0	1	1	0	5	0	0	0	0	13
20	Iverson, Khalil		0-0	0-0	0-0	0	0	0	0	0	0	1	0	0	11
25	Illikainen, Alex		0-2	0-2	0-0	0	2	2	0	0	0	0	0	0	9
	Team					0	2	2							
Totals			24-53	6-16	14-24	8	24	32	15	68	11	8	3	5	200
FG % 1st Half: 11-29		37.9%	2nd half: 13-24		54.2%	Game: 24-53		45.3%							Deadball
3FG % 1st Half: 2-9		22.2%	2nd half: 4-11		36.4%	Game: 4-17		23.5%							3.1
FT % 1st Half: 2-4		50.0%	2nd half: 12-20		60.0%	Game: 14-24		58.3%							

GAME 21: #15 WISCONSIN 61, RUTGERS 54 Jan. 28, 2017 • New York, N.Y. • Madison Square Garden

Wisconsin 61

#	Player		Total FG-FGA	3-Ptr FG-FGA	FT-FTA	Rebounds Off Def Tot	PF	TP	A	TO	Blk	Stl	Min
10	Hayes, Nigel	f	2-7	0-2	3-4	3 8 11	3	7	4	3	1	0	40-
22	Happ, Ethan	r	12-18	0-0	8-16	3 3 6	4	32	3	2	2	4	36
30	Brown, Vitto	r	0-8	0-5	3-4	2 5 7	2	3	0	3	3	0	20
03	Showalter, Zak	g	2-4	0-2	0-0	2 3 5	5	4	1	3	0	2	31
24	Koenig, Bronson	g	2-13	2-10	4-4	0 3 3	1	10	2	2	2	0	40-
00	Trice, D'Mitrik	g	0-2	0-2	0-0	1 0 1	0	0	0	0	0	0	12
01	Pritzl, Brevin	g	0-1	0-1	0-0	0 1 1	1	0	0	0	0	0	5
11	Hill, Jordan	g	1-3	1-2	0-0	0 1 1	3	3	0	1	0	0	23
15	Thomas IV, Charles	g	1-1	0-0	0-0	0 0 0	1	2	0	0	0	0	6
21	Iverson, Khalil	g	0-3	0-1	0-0	1 2 3	0	0	0	0	0	1	12
Team						2 1 3					1		
Totals			20-60	3-25	18-28	14 27 41	20	61	10	15	6	7	225

FG % 1st Half: 5-25 20.0% 2nd half: 10-29 34.5% OT: 5-6 83.3% Game: 20-60 33.3% Deadball Rebounds 1
 3FG % 1st Half: 1-12 8.3% 2nd half: 1-12 8.3% OT: 0-0 0.0% Game: 3-25 12.0%
 FT % 1st Half: 9-12 75.0% 2nd half: 3-8 37.5% OT: 6-8 75.0% Game: 18-28 64.3%

Rutgers 54

#	Player	Total	FG-FGA	3-Ptr	FT-FTA	Rebounds	PF	TP	A	TO	Blk	Stl	Min		
						Off	Def	Total							
11	Omoriy, Eugene	f	2-4	0-1	0-0	1	2	3	4	0	1	1	0	18	
33	Freeman, Deshawn	r	2-6	0-1	1-3	1	3	4	5	1	2	1	1	34	
34	Gettys, C.J.	c	3-4	0-0	2-2	1	3	4	8	1	5	1	0	18	
00	Johnson, Nigel	g	3-12	1-4	6-7	0	7	7	1	13	3	0	0	1	36
03	Sanders, Corey	g	6-17	1-2	2-2	0	3	3	1	15	1	3	0	1	38
02	Doorson, Shaquille	g	0-0	0-0	0-2	0	0	0	1	0	0	0	0	1	16
05	Williams, Mike	g	2-7	1-1	2-2	2	5	7	2	7	0	1	1	1	29
21	Sa, Candido	g	0-2	0-1	0-2	0	0	0	1	0	0	2	0	0	12
32	Diallo, Ibrahim	g	0-0	0-0	0-0	0	2	2	5	0	0	2	0	0	9
35	Thiam, Issa	g	1-2	0-0	0-0	0	3	3	2	0	0	0	0	3	15
Team						5	6	11			3				
Totals			19-54	3-10	13-20	10	34	44	25	54	6	19	4	8	225

FG % 1st Half: 10-23 43.5% 2nd half: 7-27 25.9% OT: 2-4 50.0% Game: 19-54 35.2% Deadball Rebounds 4
 3FG % 1st Half: 2-4 50.0% 2nd half: 0-4 0.0% OT: 1-2 50.0% Game: 3-10 30.0%
 FT % 1st Half: 3-6 50.0% 2nd half: 6-10 60.0% OT: 4-4 100.0% Game: 13-20 65.0%

Officials: Gene Steratore, Lamont Simpson, Rob Riley
 Technical fouls: Wisconsin-None. Rutgers-None.
 Attendance: 8531
 2017 Big 10 Super Saturday - College Hoops and Hockey

Score by periods	1st	2nd	OT	Total
Wisconsin	20	25	16	61
Rutgers	25	20	9	54

Last FG - WIS OT-01:33, RU OT-00:37.
 Largest lead - WIS by 7 OT-00:20, RU by 9 2nd-03:22.
 WIS led for 12:24. RU led for 25:00. Game was tied for 07:36.

	In	Off	2nd	Fast
Points	Paint	T/O	Chance	Break
WIS	32	17	8	4
RU	24	8	8	9

Score tied - 9 times.
 Lead changed - 11 times.

NOTES: Wisconsin trailed by 9 with about 3 minutes left in regulation, but made 11 of its final 14 shots to come back and force overtime (UW had only made 9 FGs before that stretch)...Happ's 31 points was a career-high...Happ became the only Big Ten player in over 20 years to tally at least 30 pts, 6 reb, 4 stl, 3 ast & 2 blk in a game.

GAME 23: #10 WISCONSIN 65, INDIANA 60 Feb. 5, 2017 • Madison, Wis. • Kohl Center

Indiana 60 • 15-9, 5-6

#	Player		Total	3-Ptr	Rebounds									
			FG-FGA	FT-FTA	Off	Def	TP	PF	TP	A	TO	Blk	Stl	Min
13	Morgan, Juwan	f	1-4	0-2	1-2	2	3	5	3	3	0	0	0	29
31	Bryant, Thomas	c	5-7	1-2	0-0	1	5	6	4	11	0	4	0	2
00	Jones, Curtis	g	1-5	1-4	0-0	0	5	5	3	3	1	0	0	21
02	Newkirk, Josh	g	7-15	4-6	4-4	2	1	3	3	22	2	5	0	1
04	Johnson, Robert	g	5-15	1-6	0-0	0	2	2	1	11	6	3	0	1
11	Green, Devonte	g	0-1	0-0	0-0	0	2	2	0	0	2	1	0	13
15	McRoberts, Zach	g	0-0	0-0	0-0	0	1	1	1	0	0	0	0	6
20	Davis, DeRon	g	2-2	0-0	4-4	1	1	2	3	8	0	1	0	2
21	McSwain Jr., Freddie	g	0-0	0-0	2-2	1	1	2	4	2	0	0	0	1
	Team					0	1	1				1		7
Totals			21-49	7-20	11-12	7	22	29	22	60	11	15	0	7
FG % 1st Half: 9.3%		32.3%	2nd half: 12.3%		54.5%	Cmpts: 31.4%		43.8%	Points per game: 20.0					

FG % 1st Half: 9-27 33.3% 2nd half: 12-22 54.5% Game: 21-49 42.9% Deadball Rebounds 1
 3FG % 1st Half: 1-13 7.7% 2nd half: 4-7 57.1% Game: 7-20 35.0%
 FT % 1st Half: 3-4 75.0% 2nd half: 8-8 100.0% Game: 11-12 91.7%

Wisconsin 65 • 20-3, 9-1

#	Player		Total	3-Ptr	Rebounds		PF	TP	A	To	Blk	Stl	Min		
			FG-FGA	FT-FTA	Off	Def									
10	Hayes, Nigel	f	4-14	0-3	7-8	6	4	10	2	15	2	2	0	1	37
22	Happ, Ethan	r	8-10	0-0	4-7	1	6	7	3	20	2	3	3	3	34
30	Brown, Vitto	r	1-8	0-5	3-4	1	1	2	3	5	0	1	1	0	20
03	Showalter, Zak	g	1-4	1-2	2-4	2	1	3	3	5	1	1	1	1	31
24	Koenig, Bronson	g	3-8	2-4	3-4	1	6	7	3	11	3	3	0	0	35
00	Trice, D'Mitrik	g	1-3	1-3	0-0	0	0	0	0	3	1	1	0	0	7
01	Pritzl, Brevin	g	1-1	0-0	4-4	0	0	0	0	2	6	0	0	0	12
11	Hill, Jordan	g	0-0	0-0	0-0	0	0	0	0	0	0	1	0	1	7
15	Thomas IV, Charles	g	0-0	0-0	0-0	0	1	1	0	0	0	0	0	0	4
21	Iverson, Khalil	g	0-0	0-0	0-0	0	0	0	0	0	0	1	0	2	13
Team						1	2	3							
Totals			19-48	4-17	23-31	12	21	33	16	65	9	13	5	8	200

FG % 1st Half: 9-26 34.6% 2nd half: 10-22 45.5% Game: 19-48 39.6% Deadball Rebounds 3
 3FG % 1st Half: 2-10 20.0% 2nd half: 2-7 28.6% Game: 4-17 23.5%
 FT % 1st Half: 7-10 70.0% 2nd half: 16-21 76.2% Game: 23-31 74.2%

Officials: Terry Wymmer, Terry Oglesby, D.J. Carstensen
 Technical fouls: Indiana-None. Wisconsin-None.
 Attendance: 17287

Score by periods	1st	2nd	Total
Indiana	24	36	60
Wisconsin	27	38	65

Last FG - IND 2nd-00:01, WIS 2nd-01:37.
 Largest lead - IND None, WIS by 12 1st-08:34.
 IND led for 00:00, WIS led for 36:57. Game was tied for 03:03.

	In	Off	2nd	Fast
Points	Paint	T/O	Chance	Break
IND	20	6	10	4
WIS	28	16	9	2

Score tied - 1 time.
 Lead changed - 0 times.

NOTES: Wisconsin never trailed in the game, earning its 19th-consecutive home win and 15th-straight win over Indiana...Badgers limited Indiana to its second-lowest point total of the season.

GAME 22: #10 WISCONSIN 57, ILLINOIS 43 Jan. 31, 2017 • Champaign, Ill. • State Farm Center

Wisconsin 57 • 19-3, 8-1

#	Player	Total	3-Ptr	Rebounds		PF	TP	A	TO	Blk	Stl	Min			
		FG-FGA	FG-FGA	FT-FTA	Off Def Tot										
10	Hayes, Nigel	r	4-11	1-4	2-4	3	5	8	2	11	2	2	0	1	31
22	Happ, Ethan	r	7-11	0-0	0-3	6	7	13	3	14	1	2	0	2	32
30	Brown, Vitto	r	2-7	1-5	0-0	4	3	7	2	5	1	3	0	1	25
03	Showalter, Zak	g	3-6	2-4	0-0	0	1	1	1	8	0	1	1	0	32
24	Koenig, Bronson	g	4-13	1-6	0-0	0	4	4	1	9	3	2	0	0	30
00	Trice, D'Mitrik	g	1-3	0-1	0-0	0	3	3	0	2	2	0	0	0	17
05	Moesch, Aaron	g	0-1	0-0	0-0	0	0	3	0	0	0	0	0	0	4
11	Hill, Jordan	g	0-1	0-1	0-0	0	0	0	1	0	0	0	0	0	8
15	Thomas IV, Charles	g	1-2	0-0	0-0	1	1	2	1	2	1	0	2	0	6
21	Iverson, Khalil	g	2-4	2-2	0-2	0	1	1	1	6	0	1	2	3	15
Team						2	1	3			1				
Totals			24-59	7-23	2-9	19	26	45	12	57	10	12	5	7	200

FG % 1st Half: 14-33 42.4% 2nd half: 10-26 38.5% Game: 24-59 40.7% Deadball Rebounds 3.2
 3FG % 1st Half: 5-14 35.7% 2nd half: 2-9 22.2% Game: 7-23 30.4%
 FT % 1st Half: 0-0 0.0% 2nd half: 2-9 22.2% Game: 2-9 22.2%

Illinois 43 • 13-10, 3-7

#	Player	Total	3-Ptr	Rebounds	PF	TP	A	TO	Blk	Stl	Min
		FG-FGA	FT-FTA	Off Def Tot							
12	Black, Leron	r 2-8	0-1 3-3	2 1 3	3	7	0	1	0	0	13
22	Morgan, Maverick	c 4-8	0-0 2-2	1 3 4	2	10	2	2	2	0	35
03	Lucas, Te'Jon	g 0-4	0-0 0-0	0 4 4	1	0	2	2	0	2	26
13	Abrams, Tracy	g 1-2	1-2 1-2	1 2 3	1	4	0	0	0	0	19
21	Hilli, Malcolm	g 4-14	2-8 0-0	2 0 2	3	10	2	2	1	1	35
01	Tate, Jaylon	g 1-2	0-0 0-0	1 2 3	0	2	2	1	0	1	11
02	Nichols, Kipper	g 2-6	0-2 0-2	1 1 2	3	4	0	1	0	1	22
05	Colman-Lands, Jalen	g 2-9	2-7 0-0	0 4 4	1	6	0	1	0	0	24
23	Jordan, Aaron	g 0-0	0-0 0-0	1 0 1	1	0	0	0	0	0	3
43	Finke, Michael Team	g 0-5	0-1 0-0	2 2 4	0	0	0	0	0	0	12
				5 1 6							
Totals		16-58	5-21	6-9	16 20 36	15	43	7	10	3	200

GAME 25: NORTHWESTERN 66, #7 WISCONSIN 59

Feb. 12, 2017 • Madison, Wis. • Kohl Center

Northwestern 66 • 19-6, 8-4

#	Player	Total		3-Ptr		Rebounds		PF	TP	A	TO	Blk	Stl	Min
		FG-FGA	FT-FTA	FG-FGA	FT-FTA	Off	Def							
04	Law, Vic	3-12	2-2	3-6	2-2	0	6	6	5	11	1	1	1	2
32	Taphorn, Nathan	2-5	0-0	2-4	0-0	0	0	0	0	6	0	0	0	15
34	Lumpkin, Sanjay	4-6	1-3	0-0	2	3	5	3	1	0	1	0	2	32
05	Pardon, Derek	5-7	0-0	1-2	4	4	8	4	11	1	1	1	2	35
00	McIntosh, Bryant	10-23	1-2	4-4	0	7	7	1	25	7	2	0	0	40
12	Brown, Isiah	2-2	0-0	0-1	0	1	1	2	4	1	0	0	1	25
25	Benson, Barret	0-0	0-0	0-0	0	1	1	0	0	1	0	0	0	3
44	Skelly, Gavin	0-3	0-2	0-0	0	1	1	1	0	0	1	1	0	10
Team														
Totals		26-58	7-17	7-9	8	24	32	16	66	11	6	3	7	200

FG % 1st Half: 12-29 41.4% 2nd half: 14-29 48.3% Game: 26-58 44.8% Deadball Rebounds 1
 3FG % 1st Half: 5-11 45.5% 2nd half: 2-6 33.3% Game: 7-17 41.2%
 FT % 1st Half: 2-2 100.0 2nd half: 5-7 71.4% Game: 7-9 77.8%

Wisconsin 59 • 21-4, 10-2

#	Player	Total		3-Ptr		Rebounds		PF	TP	A	TO	Blk	Stl	Min
		FG-FGA	FT-FTA	FG-FGA	FT-FTA	Off	Def							
10	Hayes, Nigel	5-11	0-1	3-5	4	3	7	2	13	2	1	0	0	36
22	Happ, Ethan	3-8	0-0	3-6	2	5	7	4	9	5	4	2	1	26
30	Brown, Vitto	3-7	3-6	2-2	1	0	1	11	0	1	0	1	0	14
03	Showalter, Zak	3-5	2-4	2-2	1	4	5	2	10	1	3	1	1	34
24	Koenig, Bronson	1-8	0-5	0-0	0	2	2	1	2	1	1	0	0	30
00	Trice, D'Mitrik	3-8	1-2	4-4	0	6	6	0	11	1	1	0	1	23
01	Pritzl, Brevin	0-0	0-0	0-0	0	0	0	1	0	0	0	0	0	6
15	Thomas IV, Charles	1-3	1-1	0-0	0	0	0	0	3	0	0	0	0	5
21	Iverson, Khalil	0-0	0-0	0-0	0	1	1	0	0	0	1	1	0	16
Team														
Totals		19-50	7-19	14-19	10	24	34	12	59	10	12	4	4	200

FG % 1st Half: 9-23 39.1% 2nd half: 10-27 37.0% Game: 19-50 38.0% Deadball Rebounds 2.1
 3FG % 1st Half: 3-9 33.3% 2nd half: 4-10 40.0% Game: 7-19 36.8%
 FT % 1st Half: 1-2 50.0% 2nd half: 13-17 76.5% Game: 14-19 73.7%

Officials: D.J. Carlstensen, Lamont Simpson, John Gaffney
 Technical fouls: Northwestern-None. Wisconsin-None.
 Attendance: 17287

Score by periods	1st	2nd	Total
Northwestern	31	35	66
Wisconsin	22	37	59

Points	In	Off	2nd	Fast
NU	Paint	T/O	Chance	Break
WIS	12	8	8	5
			8	5
			4	14

Last FG - NU 2nd-00:04, WIS 2nd-00:00.
 Largest lead - NU by 10 2nd-01:17, WIS by 8 1st-13:14.
 NU led for 24:45, WIS led for 10:55, Game was tied for 04:20.

Score tied - 4 times.
 Lead changed - 4 times.

NOTES: Wisconsin had its 8-game win streak snapped...UW out-rebounded NU, 34-32, and made more FTs (14-19) than the Wildcats attempted (7-9), but the Badgers couldn't overcome 38.0% shooting...Wisconsin was out-scored in the paint for just the 4th time this season.

GAME 27: #11 WISCONSIN 71, #23 MARYLAND 60

Feb. 19, 2017 • Madison, Wis. • Kohl Center

Maryland 60 • 22-5, 10-4

#	Player	Total		3-Ptr		Rebounds		PF	TP	A	TO	Blk	Stl	Min
		FG-FGA	FT-FTA	FG-FGA	FT-FTA	Off	Def							
21	Jackson, Justin	1-5	1-2	3-4	1	4	5	0	6	1	1	1	0	32
35	Dodd, Damonte	0-1	0-0	0-0	0	2	2	4	0	0	2	1	0	14
00	Cowan, Anthony	1-7	0-3	2-2	1	1	2	3	4	4	3	0	2	27
02	Trimble, Melo	9-17	4-7	5-10	0	5	5	0	27	3	4	0	0	31
04	Huerter, Kevin	2-4	2-4	0-0	0	4	4	3	6	2	1	1	1	27
01	Brantley, Jaylen	1-3	1-2	2-2	0	2	2	2	5	2	0	1	1	22
10	Gill, L.G.	0-0	0-0	0-0	0	0	0	5	0	0	0	1	0	8
11	Nickens, Jared	0-0	0-0	0-1	0	1	1	1	0	1	0	0	0	10
13	Bender, Ivan	1-3	0-0	0-0	0	2	3	2	0	0	0	0	0	11
15	Cekovsky, Michal	4-5	0-0	2-4	1	1	2	4	10	0	2	2	0	18
Team														
Totals		19-45	8-18	14-23	5	22	27	25	60	13	13	6	4	200

FG % 1st Half: 11-22 50.0% 2nd half: 8-23 34.8% Game: 19-45 42.2% Deadball Rebounds 4.3
 3FG % 1st Half: 6-12 50.0% 2nd half: 2-4 33.3% Game: 8-18 44.4%
 FT % 1st Half: 5-9 55.6% 2nd half: 9-14 64.3% Game: 14-23 60.9%

Wisconsin 71 • 22-5, 11-3

#	Player	Total		3-Ptr		Rebounds		PF	TP	A	TO	Blk	Stl	Min
		FG-FGA	FT-FTA	FG-FGA	FT-FTA	Off	Def							
10	Hayes, Nigel	6-15	0-2	9-14	2	8	10	3	21	2	1	0	2	38
22	Happ, Ethan	7-11	0-0	6-11	4	3	7	4	20	3	0	2	5	29
30	Brown, Vitto	0-3	0-1	1-3	2	4	6	4	1	0	1	0	0	17
00	Trice, D'Mitrik	3-8	0-1	1-2	1	1	2	3	7	1	2	0	0	19
03	Showalter, Zak	2-3	1-2	1-2	0	3	3	4	6	0	2	0	0	23
01	Pritzl, Brevin	2-4	0-0	3-5	5	2	7	1	7	1	0	0	0	23
11	Hill, Jordan	0-0	0-0	0-0	1	0	1	0	0	0	0	0	0	2
15	Thomas IV, Charles	0-1	0-1	0-0	0	0	0	0	0	0	0	0	0	3
21	Iverson, Khalil	0-2	0-0	0-0	3	4	7	3	0	1	0	0	0	15
24	Koenig, Bronson	4-11	1-5	0-0	0	1	1	1	9	1	1	2	0	31
Team														
Totals		24-58	2-12	21-37	18	26	44	23	71	9	8	4	7	200

FG % 1st Half: 7-25 28.0% 2nd half: 17-33 51.5% Game: 24-58 41.4% Deadball Rebounds 7
 3FG % 1st Half: 1-6 16.7% 2nd half: 1-6 16.7% Game: 2-12 16.7%
 FT % 1st Half: 12-20 60.0% 2nd half: 9-17 52.9% Game: 21-37 56.8%

Officials: Terry Wymmer, Terry Oglesby, Brian Dorsey
 Technical fouls: Maryland-TEAM. Wisconsin-None.
 Attendance: 17287

Score by periods	1st	2nd	Total
Maryland	33	27	60
Wisconsin	27	44	71

Points	In	Off	2nd	Fast
MARY	Paint	T/O	Chance	Break
WIS	18	9	4	17
	28	15	19	0
			0	16

Last FG - MARY 2nd-00:24, WIS 2nd-00:16.
 Largest lead - MARY by 6 1st-00:33, WIS by 12 2nd-04:41.
 MARY led for 10:37, WIS led for 23:25, Game was tied for 05:58.

Score tied - 8 times.
 Lead changed - 9 times.

NOTES: Pritzl finished with career highs in minutes (23), points (7), rebounds (7), free throw attempts (5) and assists (1)...Hayes recorded his 4th double-double of the season and the 11th of his career, while also recording a season-high 14 FTAs...Iverson matched a career-high with 7 rebounds.

GAME 26: MICHIGAN 64, #11 WISCONSIN 58

Feb. 16, 2017 • Ann Arbor, Mich. • Crisler Center

Wisconsin 58 • 21-5 (10-3)

#	Player	Total		3-Ptr		Rebounds		PF	TP	A	TO	Blk	Stl	Min
		FG-FGA	FT-FTA	FG-FGA	FT-FTA	Off	Def							
10	Hayes, Nigel	3-7	0-0	0-0	1	4	5	1	6	1	2	2	1	33
22	Happ, Ethan	10-13	0-0	2-2	2	4	6	5	22	6	3	1	2	30
30	Brown, Vitto	0-5	0-2	0-0	0	3	3	1	0	0	0	0	0	18
00	Trice, D'Mitrik	2-15	1-6	4-4	0	5	5	3	9	4	2	0	0	35
03	Showalter, Zak	2-7	1-3	3-3	4	4	8	2	8	0	1	0	0	35
11	Hill, Jordan	1-4	1-4	0-0	1	1	2	0	3	1	1	1	0	22
15	Thomas IV, Charles	0-0	0-0	0-0	0	0	0	0	0	0	0	0	0	1
21	Iverson, Khalil	5-7	0-0	0-0	1	3	4	3	10	0	1	1	0	22
25	Illikainen, Alex	0-2	0-1	0-0	1	0	1	0	0	0	0	0	0	4
Team														
Totals		23-60	3-16	9-9	11	24	35	15	58	12	11	5	5	200

FG % 1st Half: 14-30 46.7% 2nd half: 9-30 30.0% Game: 23-60 38.3% Deadball Rebounds 3
 3FG % 1st Half: 1-7 14.3% 2nd half: 2-9 22.2% Game: 3-16 18.8%
 FT % 1st Half: 2-2 100.0 2nd half: 7-7 100.0 Game: 9-9 100.0

Michigan 64 • 17-9 (7-6)

#	Player	FG-FGA	Total FG-FGA	3-Ptr FT-FTA	Rebounds Off	Def	PF	TP	A	TO	Blk	Stl	Min	
05	Wilson, DJ	f 1-3	0-1	0-0	1	1	2	1	2	0	1	1	0	22
13	Wagner, Moritz	f 8-14	3-6	2-2	1	2	3	1	21	1	1	1	1	27
21	Irvine, Zak	f 6-12	2-5	4-6	1	4	5	2	18	3	1	0	2	38
10	Walton Jr., Derrick	g 1-8	1-5	2-3	0	5	3	5	8	2	0	2	38	
11	Abdur-Rahkman, M-A	g 5-8	1-2	1-1	1	3	4	12	3	2	0	1	38	
02	Simpson, Xavier	0-1	0-0	0-0	0	1	1	0	0	0	0	0	1	5
15	Teske, Jon	0-0	0-0	0-0	0	0	0	2	0	0	0	0	0	1
22	Robinson, Duncan	2-4	2-4	1	0	3	3	0	6	0	1	0	2	20
34	Donnal, Mark	0-0	0-0	0	1	2	1	0	0	1	0	1	0	10
	Team				1	3	4			1				
Totals		23-50	9-23	9-13	6	23	29	14	64	15	10	3	6	200

GAME 29: MICHIGAN STATE 84, #16 WISCONSIN 74

Feb. 26, 2017 • East Lansing, Mich. • Breslin Center

Wisconsin 74 • 22-7, 11-5 B1G

#	Player	Total		3-Ptr		Rebounds			PF	TP	A	TO	Blk	Stl	Min
		FG-FGA	FG-FGA	FT-FTA	FT-FTA	Off	Def	Tot							
10	Hayes, Nigel	r	9-22	0-0	4-12	6	5	11	2	22	4	1	0	0	36
22	Happ, Ethan	r	4-10	0-0	0-3	5	6	11	5	8	3	3	3	2	32
30	Brown, Vitto	r	1-4	0-2	0-0	1	1	2	3	2	0	0	0	1	13
03	Showalter, Zak	g	6-7	3-4	0-0	1	0	1	3	15	0	2	0	3	31
24	Koenig, Bronson	g	5-15	1-9	6-6	1	5	6	3	17	2	1	0	0	38
00	Trice, D'Mitrik	g	2-5	1-2	0-0	0	3	3	0	5	1	0	0	0	14
01	Pritzl, Brevin	g	0-0	0-0	1-2	1	0	1	2	1	0	0	0	1	8
11	Hill, Jordan	g	0-0	0-0	0-0	0	2	2	1	0	0	0	0	1	13
15	Thomas IV, Charles	g	0-0	0-0	0-0	0	0	0	2	0	0	0	0	0	2
21	Iverson, Khalil	g	1-2	0-1	2-2	0	1	1	1	4	2	1	0	0	13
Team						0	0	0							
Totals			28-65	5-18	13-25	15	23	38	22	74	12	8	3	8	200

FG % 1st Half: 15-31 48.4% 2nd half: 13-34 38.2% Game: 28-65 43.1% Deadball Rebounds 3
3FG % 1st Half: 4-9 44.4% 2nd half: 1-9 11.1% Game: 5-18 27.8%
FT % 1st Half: 3-7 42.9% 2nd half: 10-18 55.6% Game: 13-25 52.0%

Michigan State 84 • 18-11, 10-6 B1G

#	Player	Total		3-Ptr		Rebounds			PF	TP	A	TO	Blk	Stl	Min
		FG-FGA	FG-FGA	FT-FTA	FT-FTA	Off	Def	Tot							
22	Bridges, Miles	r	4-11	2-5	7-9	1	6	7	4	17	4	1	0	1	29
44	Ward, Nick	r	9-12	0-0	4-4	6	3	9	4	22	0	1	1	0	19
01	Langford, Joshua	g	4-7	1-3	0-0	2	2	4	4	9	1	2	0	0	25
03	Ellis III, Alvin	g	0-2	0-1	2-2	0	1	1	4	2	1	2	0	1	15
11	Nairn Jr., Lourawls	g	2-4	0-0	0-0	1	2	3	1	4	2	1	0	0	23
00	Ahrens, Kyle	g	1-2	1-1	0-0	0	1	1	0	3	0	0	0	0	9
05	Winston, Cassius	g	2-21	2-4	4-4	0	7	7	1	10	8	2	0	0	29
14	Harris, Eron	g	0-0	0-0	0-0	0	0	0	0	0	0	0	0	0	0+
20	McQuaid, Matt	g	5-9	1-3	4-4	0	2	2	2	15	2	2	0	0	28
25	Goins, Kenny	g	1-2	0-0	0-0	0	7	7	2	2	0	0	0	0	23
30	Van Dyk, Matt	g	0-0	0-0	0-0	0	0	0	0	0	0	0	0	0	0+
Team						1	0	1							
Totals			28-60	7-17	21-23	11	31	42	22	84	18	11	1	2	200

FG % 1st Half: 16-35 45.7% 2nd half: 12-25 48.0% Game: 28-60 46.7% Deadball Rebounds 0
3FG % 1st Half: 3-9 33.3% 2nd half: 4-8 50.0% Game: 7-17 41.2%
FT % 1st Half: 4-4 100% 2nd half: 18-19 94.7% Game: 21-23 91.3%

Officials: Terry Oglesby, Gene Staterore, Bo Boroski
Technical fouls: Wisconsin-None. Michigan State-None.
Attendance: 14797

Score by periods	1st	2nd	Total
Wisconsin	37	37	74
Michigan State	38	46	84

Last FG - WIS 2nd-00:13, MSU 2nd-01:44.
Largest lead - WIS by 6 1st-17:12, MSU by 13 1st-06:40.
WIS led for 06:02. MSU led for 32:59. Game was tied for 00:59.

Points	In	Off	2nd	Fast	Bench
WIS	38	11	18	7	10
MSU	36	9	10	15	30

Score tied - 1 time.
Lead changed - 1 time.

GAME 31: #22 WISCONSIN 66, MINNESOTA 49

March 5, 2017 • Madison, Wis. • Kohl Center

Minnesota 49 • 23-8, 11-7

#	Player	Total		3-Ptr		Rebounds			PF	TP	A	TO	Blk	Stl	Min
		FG-FGA	FG-FGA	FT-FTA	FT-FTA	Off	Def	Tot							
03	Murphy, Jordan	r	1-2	0-0	4-4	1	4	5	4	6	1	1	0	2	14
22	Lynch, Reggie	c	0-3	0-0	2-2	3	5	8	4	2	0	3	5	0	27
00	Springs, Akeem	g	0-6	0-4	0-0	0	2	2	1	0	0	1	0	0	22
02	Mason, Nate	g	8-20	1-5	0-0	1	3	4	2	17	0	2	0	3	33
05	Coffey, Amir	g	5-13	2-4	1-3	1	2	3	1	13	4	1	0	1	37
01	McBrayer, Dupree	g	2-6	0-0	3-5	2	2	4	1	7	1	2	0	1	25
21	Konate, Bakary	g	0-1	0-0	0-0	0	4	4	2	0	0	1	0	0	11
24	Curry, Eric	g	2-5	0-0	0-1	2	4	6	4	4	1	0	0	0	28
42	Hurt, Michael	g	0-0	0-0	0-0	0	0	0	0	0	0	0	0	0	3
Team						2	0	2							
Totals			18-56	3-13	10-17	12	26	38	19	49	7	12	5	7	200

FG % 1st Half: 11-26 42.3% 2nd half: 7-30 23.3% Game: 18-56 32.1% Deadball Rebounds 4.1
3FG % 1st Half: 2-7 28.6% 2nd half: 1-6 16.7% Game: 3-13 23.1%
FT % 1st Half: 5-8 62.5% 2nd half: 5-9 55.6% Game: 10-17 58.8%

Wisconsin 66 • 23-8, 12-6

#	Player	Total		3-Ptr		Rebounds			PF	TP	A	TO	Blk	Stl	Min
		FG-FGA	FG-FGA	FT-FTA	FT-FTA	Off	Def	Tot							
10	Hayes, Nigel	r	5-10	1-1	1-5	1	5	6	2	12	3	0	0	0	33
22	Happ, Ethan	r	4-12	0-0	1-4	5	8	13	2	9	5	4	2	0	30
30	Brown, Vitto	r	2-5	1-3	0-0	1	5	6	4	5	3	0	1	1	29
03	Showalter, Zak	g	5-8	2-3	0-0	1	4	5	2	12	0	0	1	1	33
24	Koenig, Bronson	g	5-13	5-8	2-2	0	0	0	2	17	1	2	1	2	23
00	Trice, D'Mitrik	g	3-6	1-2	1-1	0	1	1	0	8	2	2	0	3	26
01	Pritzl, Brevin	g	0-0	0-0	0-0	0	0	0	0	0	0	0	0	0	6
05	Moesch, Aaron	g	0-0	0-0	0-0	0	0	0	0	0	0	0	0	0	1
11	Hill, Jordan	g	0-1	0-1	0-0	0	1	1	0	0	0	0	0	0	9
21	Iverson, Khalil	g	1-2	0-0	1-4	2	2	4	2	3	0	2	0	0	9
25	Illikainen, Alex	g	0-0	0-0	0-0	0	1	1	0	0	0	0	0	0	1
Team						1	2	3							
Totals			25-57	10-18	6-16	11	29	40	14	66	14	10	5	7	200

FG % 1st Half: 12-31 38.7% 2nd half: 13-26 50.0% Game: 25-57 43.9% Deadball Rebounds 4
3FG % 1st Half: 2-8 25.0% 2nd half: 8-10 80.0% Game: 10-18 55.6%
FT % 1st Half: 1-5 20.0% 2nd half: 5-11 45.5% Game: 6-16 37.5%

Officials: Gene Staterore, Larry Sciroto, Steve McKunkins
Technical fouls: Minnesota-None. Wisconsin-None.
Attendance: 17287

Score by periods	1st	2nd	Total
Minnesota	29	20	49
Wisconsin	27	39	66

Last FG - MINN 2nd-02:53, WIS 2nd-01:57.
Largest lead - MINN by 6 1st-12:38, WIS by 17 2nd-00:28.
MINN led for 17:05. WIS led for 20:29. Game was tied for 02:26.

Score tied - 4 times.
Lead changed - 6 times.

GAME 30: IOWA 59, #22 WISCONSIN 57

March 2, 2017 • Madison, Wis. • Kohl Center

Iowa 59 • 17-13, 9-8

#	Player	Total		3-Ptr		Rebounds			PF	TP	A	TO	Blk	Stl	Min
		FG-FGA	FG-FGA	FT-FTA	FT-FTA	Off	Def	Tot							
00	Wagner, Ahmad	r	1-1	0-0	0-0	2	1	3	3	2	0	0	0	2	16
05	Cook, Tyler	r	4-7	0-0	1-2	2	6	8	3	9	0	3	1	1	24
03	Bohannon, Jordan	g	4-11	3-9	0-0	1	3	4	11	5	2	0	0	0	32
04	Moss, Isaiah	g	2-8	1-1	0-0	0	3	3	2	5	1	3	1	1	18
14	Jok, Peter	g	2-10	1-3	3-3	0	2	2	8	2	5	0	1	1	35
10	Williams, Christian	g	0-1	0-0	0-0	0	2	2	0	1	0	0	0	0	8
15	Kriener, Ryan	g	0-1	0-0	0-0	1	0	1	0	1	0	1	0	0	5
24	Ellingson, Brady	g	0-1	0-1	0-0	0	0	0	0	1	1	0	0	0	6
25	Uhl, Dom	g	0-0	0-0	0-0	0	2	2	0	0	1	0	0	0	9
30	Pemsl, Cordell	g	4-4	0-0	2-2	1	1	2	3	10	1	2	0	1	20
51	Baer, Nicholas	g	5-9	4-5	0-0	0	5	5	1	14	0	1	0	3	27
Team						2	3	5							
Totals			22-53	9-19	6-7	9	28	37	18	59	11	19	2	9	200

FG % 1st Half: 12-26 46.2% 2nd half: 10-27 37.0% Game: 22-53 41.5% Deadball Rebounds 1.2
3FG % 1st Half: 7-11 63.6% 2nd half: 2-8 25.0% Game: 9-19 47.4%
FT % 1st Half: 1-1 100.0 2nd half: 5-6 83.3% Game: 6-7 85.7%

Wisconsin 57 • 22-8, 11-6

#	Player	Total	3-Ptr	Rebounds	Off	Def	PF	TP	A	TO	Blk	Stl	Min		
		FG-FGA	FG-FGA	FT-FTA											
10	Hayes, Nigel	r	4-9	0-0	2-4	2	5	7	1	10	2	5	0	33	
22	Happ, Ethan	r	5-9	0-0	1-7	1	5	6	4	11	2	2	1	35	
30	Brown, Vitto	r	1-5	0-3	0-0	1	1	2	2	0	0	0	1	17	
03	Showalter, Zak	g	1-5	2-7	1-2	1	2	3	4	11	2	3	0	32	
24	Koenig, Bronson	g	7-14	4-8	1-1	0	0	0	0	19	0	1	0	34	
08	Trice, D'Mitrik		1-3	0-2	0-0	0	1	1	2	2	1	0	0	19	
01	Pritzl, Brevin		0-4	0-3	0-0	1	3	4	1	0	0	0	0	13	
05	Moesch, Aaron		0-0	0-0	0-0	0	0	0	0	0	0	0	0	2	
11	Hill, Jordan		1-1	0-0	0-0	1	0	1	0	2	1	1	0	22	
21	Iverson, Khalil		0-0	0-0	0-0	0	1	1	0	0	0	0	0	4	
	Team					0	2	2							
	Totals		23-54	6-23	5-14	7	20	27	14	57	9	13	1	9	200

GAME 33: #2 WISCONSIN 76, #6 NORTHWESTERN 48
3/11/17 • Big Ten Tourn. • Washington, D.C. • Verizon Center

Northwestern 48 • (23-11)

#	Player	Total		3-Ptr		Rebounds			PF	TP	A	TO	Blk	Stl	Min
		FG-FGA	FG-FGA	FT-FTA	FT-FTA	Off	Def	Tot							
04	Law, Vic	r	2-8	0-1	0-0	0	1	1	2	4	1	0	0	1	27
04	Lumpkin, Sanjay	r	0-1	0-1	1-2	1	1	2	4	1	0	2	0	1	23
05	Pardon, Derek	c	3-7	0-0	1-1	3	4	7	2	7	0	1	0	0	32
20	Lindsey, Scottie	g	5-10	1-4	5-6	0	1	1	1	16	0	2	0	0	29
20	McIntosh, Bryant	g	4-12	0-2	0-0	0	2	2	1	8	1	1	0	0	31
12	Brown, Isiah	g	1-4	0-0	2-2	0	1	1	0	4	1	1	0	0	8
23	Ash, Jordan	g	0-1	0-1	0-0	0	1	1	0	0	1	1	0	1	7
25	Benson, Barret	g	1-2	0-0	0-0	1	1	2	0	2	0	1	0	0	8
32	Taphorn, Nathan	g	1-2	1-1	0-0	0	1	1	3	1	1	0	0	0	17
44	Skelly, Gavin	g	1-5	1-4	0-0	2	2	4	2	3	0	2	0	1	18
Team						1	4	5							
Totals			18-52	3-14	9-11	8	19	27	14	48	5	12	0	4	200

FG % 1st Half: 7-27 25.9% 2nd half: 11-25 44.0% Game: 18-52 34.6%
3FG % 1st Half: 1-6 16.7% 2nd half: 2-8 25.0% Game: 3-14 21.4%
FT % 1st Half: 6-8 75.0% 2nd half: 3-3 100.0% Game: 9-11 81.8%

Wisconsin 76 • (25-8)

#	Player	Total		3-Ptr		Rebounds			PF	TP	A	TO	Blk	Stl	Min
		FG-FGA	FG-FGA	FT-FTA	FT-FTA	Off	Def	Tot							
10	Hayes, Nigel	r	7-11	2-2	2-4	1	9	10	2	18	2	0	0	1	33
22	Happ, Ethan	r	4-6	0-0	8-11	4	4	8	2	16	1	2	0	1	28
30	Brown, Vitto	g	3-7	2-5	0-0	4	4	8	1	8	1	2	1	0	27
03	Showalter, Zak	g	4-7	2-4	0-0	0	1	1	0	10	2	1	0	2	30
24	Koenig, Bronson	g	3-12	2-9	0-0	0	1	1	1	8	2	0	2	1	26
00	Trice, D'Mitrik	g	2-6	2-4	0-0	0	1	1	3	6	3	3	0	2	19
01	Pritzi, Brevin	g	1-1	1-1	0-0	0	0	0	1	3	0	0	0	0	9
05	Moesch, Aaron	g	0-0	0-0	0-0	0	0	0	0	0	0	0	0	0	4
11	Hill, Jordan	g	2-5	1-4	0-0	0	1	1	1	5	1	0	0	0	11
15	Thomas IV, Charles	g	0-1	0-0	0-0	1	0	1	0	0	0	0	0	0	2
20	Schlundt, T.J.	g	0-0	0-0	0-0	0	0	0	0	0	0	0	0	0	2
25	Illikainen, Alex	g	1-1	0-0	0-0	1	1	2	0	2	1	0	0	0	7
33	Van Vliet, Andy	g	0-0	0-0	0-0	0	1	1	0	0	0	0	0	0	2
Team						1	1	2							
Totals			27-57	12-29	10-15	12	24	36	11	76	13	9	3	7	200

FG % 1st Half: 13-31 41.9% 2nd half: 14-26 53.8% Game: 27-57 47.4%
3FG % 1st Half: 5-16 31.3% 2nd half: 7-13 53.8% Game: 12-29 41.4%
FT % 1st Half: 7-11 63.6% 2nd half: 3-4 75.0% Game: 10-15 66.7%

Officials: Terry Wymer, Terry Oglesby, Larry Sciotto
Technical fouls: Northwestern-None. Wisconsin-None.
Attendance: 13984
2017 Big Ten Conference Men's Basketball Tournament - Semifinals

Score by periods	1st	2nd	Total
Northwestern	21	27	48
Wisconsin	38	38	76

Last FG - NU 2nd-00:39, WIS 2nd-00:55.
Largest lead - NU None, WIS by 33 2nd-03:31.
NU led for 00:00. WIS led for 37:56. Game was tied for 02:04.

Points	In	Off	2nd	Fast	Bench
NU	16	4	7	2	12
WIS	22	11	15	0	16

Score tied - 0 times.
Lead changed - 0 times.

GAME 35: #8 WISCONSIN 84, #9 VIRGINIA TECH 74
3/16/17 • NCAA Tournament • Buffalo, N.Y. • KeyBank Center

Virginia Tech 74 • 22-11

#	Player	Total		3-Ptr		Rebounds			PF	TP	A	TO	Blk	Stl	Min
		FG-FGA	FG-FGA	FT-FTA	FT-FTA	Off	Def	Tot							
02	Khadim Sy	r	1-2	0-0	0-0	0	1	1	1	2	0	0	0	0	10
42	Ty Outlaw	r	6-11	4-7	0-0	1	6	7	4	16	0	0	0	0	40
05	Justin Robinson	g	1-7	0-2	9-10	0	3	3	0	11	6	3	0	0	37
10	Justin Bibbs	g	2-3	2-2	2-2	0	2	2	3	8	1	1	0	1	37
13	Ahmed Hill	g	2-6	0-1	0-0	0	3	3	2	4	1	2	0	0	22
04	Seth Allen	g	3-10	1-5	3-4	1	1	2	3	10	6	0	0	2	25
32	Zach LeDay	g	8-10	0-0	7-10	2	2	4	5	23	0	2	2	0	29
Team						2	1	3							
Totals			23-49	7-17	21-26	6	19	25	18	74	14	10	2	3	200

FG % 1st Half: 11-23 47.8% 2nd half: 12-26 46.2% Game: 23-49 46.9%
3FG % 1st Half: 3-7 42.9% 2nd half: 4-10 40.0% Game: 7-17 41.2%
FT % 1st Half: 5-5 100.0 2nd half: 16-21 76.2% Game: 21-26 80.8%

Wisconsin 84 • 26-9

#	Player	Total		3-Ptr		Rebounds			PF	TP	A	TO	Blk	Stl	Min
		FG-FGA	FG-FGA	FT-FTA	FT-FTA	Off	Def	Tot							
10	Hayes, Nigel	r	4-10	0-1	8-9	6	4	10	3	16	3	2	0	0	36
22	Happ, Ethan	r	5-8	0-0	0-2	3	5	8	4	10	2	3	1	2	27
30	Brown, Vitto	g	2-6	1-3	0-0	1	1	2	2	5	0	2	0	0	17
03	Showalter, Zak	g	2-2	2-2	0-0	0	0	0	5	6	4	0	0	2	27
24	Koenig, Bronson	g	9-21	8-17	2-2	0	3	3	2	28	3	1	0	0	37
00	Trice, D'Mitrik	g	2-7	2-7	0-0	0	3	3	1	6	3	0	0	0	24
05	Moesch, Aaron	g	0-0	0-0	0-0	0	0	0	0	0	0	0	0	0	0
11	Hill, Jordan	g	0-1	0-1	2-2	0	0	0	3	2	1	0	0	1	10
20	Iverson, Khalil	g	2-4	0-0	7-10	4	3	7	2	11	3	1	0	0	21
25	Illikainen, Alex	g	0-1	0-0	0-0	0	0	0	0	0	0	0	0	0	1
Team						3	1	4							
Totals			26-60	13-31	19-25	17	20	37	22	84	19	8	3	4	200

FG % 1st Half: 12-32 37.5% 2nd half: 14-28 50.0% Game: 26-60 43.3%
3FG % 1st Half: 6-18 33.3% 2nd half: 7-13 53.8% Game: 13-31 41.9%
FT % 1st Half: 4-6 66.7% 2nd half: 15-19 78.9% Game: 19-25 76.0%

Officials: Jeff Anderson, Greg Nixon, Gary Prager, Alt: Pat Driscoll
Technical fouls: Virginia Tech-None. Wisconsin-None.
Attendance: 17619
2017 NCAA Men's Basketball Tournament
Wisc: Koenig career high 28 pts.

Score by periods	1st	2nd	Total
Virginia Tech	30	44	74
Wisconsin	34	50	84

Last FG - VT 2nd-05:38, WIS 2nd-01:23.
Largest lead - VT by 4 1st-19:40, WIS by 10 2nd-00:01.
VT led for 04:15. WIS led for 34:59. Game was tied for 00:46.

Points	In	Off	2nd	Fast	Bench
VT	32	8	10	4	33
WIS	26	9	18	2	19

Score tied - 1 time.
Lead changed - 3 times.

GAME 34: #8 MICHIGAN 71, #2 WISCONSIN 56
3/12/17 • Big Ten Tourn. • Washington, D.C. • Verizon Center

Michigan 71 • (24-11)

#	Player	Total		3-Ptr		Rebounds			PF	TP	A	TO	Blk	Stl	Min
		FG-FGA	FG-FGA	FT-FTA	FT-FTA	Off	Def	Tot							
05	Wilson, DJ	r	8-11	1-3	0-0	1	5	6	2	17	3	1	1	2	34
13	Wagner, Moritz	r	3-7	1-5	0-0	0	1	1	1	7	0	2	0	1	24
10	Walton Jr., Derrick	g	6-15	4-9	6-6	0	6	6	3	22	7	1	0	2	36
12	Abdur-Rahkman, M-A	g	3-3	1-1	0-0	1	2	3	2	7	0	1	0	2	29
21	Irvine, Zak	g	6-9	2-3	1-3	0	7	7	2	15	5	3	0	0	37
00	Simpson, Xavier	g	0-0	0-0	0-0	0	0	0	0	0	1	0	0	0	18
22	Robinson, Duncan	g	1-3	1-2	0-0	0	1	1	2	3	1	0	1	0	26
34	Donnal, Mark	g	0-0	0-0	0-0	0	0	0	1	0	0	0	0	0	4
Team						1	0	1							
Totals			27-48	10-23	7-9	3	22	25	13	71	17	9	2	7	200

FG % 1st Half: 13-22 59.1% 2nd half: 14-26 53.8% Game: 27-48 56.3%
3FG % 1st Half: 7-13 53.8% 2nd half: 3-10 30.0% Game: 10-23 43.5%
FT % 1st Half: 0-0 0.0% 2nd half: 7-9 77.8% Game: 7-9 77.8%

Wisconsin 56 • (25-9)

#	Player		Total			3-Ptr			Rebounds			PF	TP	A	TO	Blk	Stl	Min
			FG	FGA	%	FG	FGA	%	FT	FTA	%							
10	Hayes, Nigel	r	6-11	0-1	2-2	4	7	11	0	14	1	3	2	0	36			
22	Happ, Ethan	r	6-16	0-0	2-2	6	5	11	1	14	3	3	0	0	28			
30	Brown, Vitto	g	2-4	1-3	0-1	0	1	1	1	5	0	0	0	0	18			
03	Showalter, Zak	g	3-8	2-4	0-0	2	2	4	4	8	1	2	0	3	35			
24	Koenig, Bronson	g	5-14	3-6	2-3	0	1	1	3	15	1	2	1	0	38			
00	Trice, D'Mitrik	g	0-3	0-1	0-0	0	0	0	3	0	3	3	0	1	23			
11	Hill, Jordan	g	0-0	0-0	0-0	0	2	2	1	0	1	0	0	0	18			
25	Illikainen, Alex	g	0-0	0-0	0-0	0	0	0	0	0	0	0	0	0	4			
Team						2	0	2										
Totals			22-56	6-15	6-8	14	18	32	13	56	10	15	3	4	200			

Individual Game by Game

Updated through March 18, 2017

#00 Trice, D'Mitrik

Opponent	Date	gs	min	Total		3-Pointers		Free throws		Rebounds				pf	a	t/o	blk	stl	pts	avg
				fg-fga	pct	3fg-fga	pct	ft-fa	pct	off	def	tot	avg							
CENTRAL ARKANSAS	11/11/16		13	2-2	1.000	2-2	1.000	2-2	1.000	0	2	2	2.0	3	0	3	0	1	8	8.0
at Creighton	11/15/16		4	1-3	.333	1-2	.500	0-0	.000	0	0	0	1.0	1	1	0	1	0	3	5.5
CHICAGO STATE	11/17/16		23	1-2	.500	1-1	1.000	0-0	.000	0	2	2	1.3	2	7	0	0	0	3	4.7
vs Tennessee	11/21/16		24	1-2	.500	0-1	.000	3-3	1.000	0	4	4	2.0	1	3	1	0	0	5	4.8
vs Georgetown	11/22/16		12	1-4	.250	0-1	.000	0-0	.000	0	0	0	1.6	0	1	2	1	1	2	4.2
vs North Carolina	11/23/16		13	2-2	1.000	1-1	1.000	3-3	1.000	0	1	1	1.5	1	0	0	0	0	8	4.8
PRAIRIE VIEW A&M	11/27/16		22	4-9	.444	2-4	.500	0-1	.000	1	2	3	1.7	2	1	2	0	0	10	5.6
SYRACUSE	11/29/16		17	2-5	.400	2-4	.500	0-0	.000	0	3	3	1.9	0	0	0	0	0	6	5.6
OKLAHOMA	12/03/16		20	6-8	.750	4-4	1.000	0-0	.000	1	1	2	1.9	3	1	0	0	0	16	6.8
IDAHO STATE	12/07/16		26	1-5	.200	1-2	.500	0-0	.000	0	2	2	1.9	2	2	1	0	1	3	6.4
at Marquette	12/10/16		21	1-3	.333	0-1	.000	1-2	.500	0	2	2	1.9	1	2	1	1	1	3	6.1
GREEN BAY	12/14/16		24	2-5	.400	0-2	.000	2-2	1.000	0	0	0	1.8	3	3	2	0	1	6	6.1
FLORIDA A&M	12/23/16		17	5-8	.625	4-5	.800	0-0	.000	0	1	1	1.7	1	1	0	0	1	14	6.7
RUTGERS	12/27/16		13	2-3	.667	0-1	.000	0-0	.000	0	4	4	1.9	1	0	2	0	0	4	6.5
at Indiana	01/03/17		20	2-8	.250	1-4	.250	0-1	.000	1	1	2	1.9	0	3	0	0	1	5	6.4
at Purdue	01/08/17		20	2-5	.400	0-1	.000	0-0	.000	0	1	1	1.8	0	2	0	0	0	4	6.3
OHIO STATE	01/12/17		15	3-5	.600	1-1	1.000	0-0	.000	0	1	1	1.8	0	0	1	0	0	7	6.3
MICHIGAN	01/17/17		14	1-1	1.000	1-1	1.000	1-2	.500	0	3	3	1.8	2	0	1	0	1	4	6.2
at Minnesota	01/21/17		19	1-3	.333	1-2	.500	1-2	.500	0	0	0	1.7	0	3	1	0	0	4	6.1
PENN STATE	01/24/17		16	1-6	.167	0-3	.000	5-5	1.000	0	0	0	1.7	3	4	0	0	0	7	6.1
vs Rutgers	01/28/17		12	0-2	.000	0-2	.000	0-0	.000	1	0	1	1.6	0	0	0	0	0	0	5.8
at Illinois	01/31/17		17	1-3	.333	0-1	.000	0-0	.000	0	3	3	1.7	0	2	0	0	0	2	5.6
INDIANA	02/05/17		7	1-3	.333	1-3	.333	0-0	.000	0	0	0	1.6	0	1	1	0	0	3	5.5
at Nebraska	02/09/17		16	0-3	.000	0-1	.000	0-0	.000	0	2	2	1.6	2	1	0	0	1	0	5.3
NORTHWESTERN	02/12/17		23	3-8	.375	1-2	.500	4-4	1.000	0	6	6	1.8	0	1	1	0	1	11	5.5
at Michigan	02/16/17	*	35	2-15	.133	1-6	.167	4-4	1.000	0	5	5	1.9	3	4	2	0	2	9	5.7
MARYLAND	02/19/17	*	19	3-8	.375	0-1	.000	1-2	.500	1	1	2	1.9	3	1	2	0	0	7	5.7
at Ohio State	02/23/17		17	5-9	.556	4-6	.667	0-0	.000	2	2	4	2.0	1	1	0	0	0	14	6.0
at Michigan State	02/26/17		14	2-5	.400	1-2	.500	0-0	.000	0	3	3	2.0	0	1	0	0	0	5	6.0
IOWA	03/02/17		19	1-3	.333	0-2	.000	0-0	.000	0	1	1	2.0	2	2	1	0	0	2	5.8
MINNESOTA	03/05/17		26	3-6	.500	1-2	.500	1-1	1.000	0	1	1	2.0	0	2	2	0	3	8	5.9
vs Indiana	3/10/17		31	4-11	.364	3-6	.500	2-4	.500	0	3	3	2.0	1	3	2	0	1	13	6.1
vs Northwestern	3/11/17		19	2-6	.333	2-4	.500	0-0	.000	0	1	1	2.0	3	3	3	0	2	6	6.1
vs Michigan	3/12/17		23	0-3	.000	0-1	.000	0-0	.000	0	0	0	1.9	3	3	3	0	1	0	5.9
vs Virginia Tech	03/16/17		24	2-7	.286	2-7	.286	0-0	.000	0	3	3	1.9	1	3	0	0	0	6	5.9
vs Villanova	03/18/17		14	0-2	.000	0-1	.000	0-0	.000	0	1	1	1.9	3	0	2	0	0	0	5.8
Totals		2	669	70-183	.383	38-90	.422	30-38	.789	7	62	69	1.9	48	62	36	3	19	208	5.8

Individual Game by Game

Updated through March 18, 2017

#01 Pritzl, Brevin

Opponent	Date	gs	min	Total		3-Pointers		Free throws		Rebounds				pf	a	t/o	blk	stl	pts	avg
				fg-fga	pct	3fg-fga	pct	ft-fa	pct	off	def	tot	avg							
CENTRAL ARKANSAS	11/11/16		4	0-2	.000	0-1	.000	2-4	.500	2	1	3	3.0	0	0	0	0	0	2	2.0
CHICAGO STATE	11/17/16		3	0-0	.000	0-0	.000	0-0	.000	0	0	0	1.5	1	0	1	0	0	0	1.0
vs North Carolina	11/23/16		1	1-1	1.000	1-1	1.000	0-0	.000	0	0	0	1.0	0	0	0	0	0	3	1.7
PRAIRIE VIEW A&M	11/27/16		6	2-2	1.000	2-2	1.000	0-0	.000	1	0	1	1.0	0	0	1	0	0	6	2.8
SYRACUSE	11/29/16		1	0-0	.000	0-0	.000	0-0	.000	1	0	1	1.0	0	0	0	0	0	0	2.2
IDAHO STATE	12/07/16		4	0-1	.000	0-1	.000	0-0	.000	0	0	0	0.8	0	0	0	0	0	0	1.8
GREEN BAY	12/14/16		1	0-0	.000	0-0	.000	0-0	.000	0	0	0	0.7	0	0	0	0	0	0	1.6
FLORIDA A&M	12/23/16		10	2-3	.667	0-1	.000	2-2	1.000	2	1	3	1.0	0	0	1	0	1	6	2.1
RUTGERS	12/27/16		1	0-0	.000	0-0	.000	0-0	.000	0	0	0	0.9	0	0	0	0	0	0	1.9
OHIO STATE	01/12/17		13	1-3	.333	0-1	.000	0-0	.000	0	3	3	1.1	1	0	0	0	2	2	1.9
PENN STATE	01/24/17		3	0-0	.000	0-0	.000	0-0	.000	0	0	0	1.0	0	0	1	0	0	0	1.7
vs Rutgers	01/28/17		5	0-1	.000	0-1	.000	0-0	.000	0	1	1	1.0	1	0	0	0	0	0	1.6
INDIANA	02/05/17		12	1-1	1.000	0-0	.000	4-4	1.000	0	0	0	0.9	2	0	0	0	0	6	1.9
at Nebraska	02/09/17		23	1-6	.167	0-2	.000	2-2	1.000	1	1	2	1.0	4	1	0	0	1	4	2.1
NORTHWESTERN	02/12/17		6	0-0	.000	0-0	.000	0-0	.000	0	0	0	0.9	1	0	0	0	0	0	1.9
MARYLAND	02/19/17		23	2-4	.500	0-0	.000	3-5	.600	5	2	7	1.3	1	1	0	0	0	7	2.3
at Ohio State	02/23/17		17	2-7	.286	1-5	.200	0-0	.000	0	0	0	1.2	1	0	1	0	1	5	2.4
at Michigan State	02/26/17		8	0-0	.000	0-0	.000	1-2	.500	1	0	1	1.2	2	0	0	0	1	1	2.3
IOWA	03/02/17		13	0-4	.000	0-3	.000	0-0	.000	1	3	4	1.4	1	0	0	0	1	0	2.2
MINNESOTA	03/05/17		6	0-0	.000	0-0	.000	0-0	.000	0	0	0	1.3	0	0	0	0	0	0	2.1
vs Indiana	3/10/17		8	0-1	.000	0-1	.000	0-0	.000	0	0	0	1.2	0	0	0	0	0	0	2.0
vs Northwestern	3/11/17		9	1-1	1.000	1-1	1.000	0-0	.000	0	0	0	1.2	1	0	0	0	0	3	2.0
vs Villanova	03/18/17		8	0-0	.000	0-0	.000	0-0	.000	0	0	0	1.1	2	0	0	0	0	0	2.0
Totals		0	185	13-37	.351	5-20	.250	14-19	.737	14	12	26	1.1	18	2	5	0	7	45	2.0

Individual Game by Game

Updated through March 18, 2017

#03 Showalter, Zak

Opponent	Date	gs	min	Total		3-Pointers		Free throws		Rebounds											
				fg-fga	pct	3fg-fga	pct	ft-flt	pct	off	def	tot	avg	pf	a	t/o	blk	stl	pts	avg	
CENTRAL ARKANSAS	11/11/16	*	23	2-3	.667	1-2	.500	5-5	1.000	0	2	2	2.0	3	0	2	0	0	10	10.0	
at Creighton	11/15/16	*	35	3-7	.429	1-4	.250	0-0	.000	3	1	4	3.0	5	2	0	0	1	7	8.5	
CHICAGO STATE	11/17/16	*	14	0-5	.000	0-4	.000	0-0	.000	0	2	2	2.7	2	3	1	0	1	0	5.7	
vs Tennessee	11/21/16	*	33	4-8	.500	1-4	.250	0-0	.000	0	3	3	2.8	3	3	1	1	2	9	6.5	
vs Georgetown	11/22/16	*	31	2-5	.400	0-2	.000	1-2	.500	0	4	4	3.0	2	2	1	0	0	5	6.2	
vs North Carolina	11/23/16	*	25	2-3	.667	1-2	.500	0-0	.000	0	1	1	2.7	2	2	1	0	0	5	6.0	
PRAIRIE VIEW A&M	11/27/16	*	21	3-6	.500	3-5	.600	2-3	.667	1	3	4	2.9	4	3	1	2	0	11	6.7	
SYRACUSE	11/29/16	*	29	2-5	.400	1-2	.500	3-4	.750	0	1	1	2.6	3	4	1	0	1	8	6.9	
OKLAHOMA	12/03/16	*	26	2-6	.333	1-5	.200	0-0	.000	1	2	3	2.7	2	1	1	0	1	5	6.7	
IDAHO STATE	12/07/16	*	25	2-6	.333	0-3	.000	0-0	.000	0	5	5	2.9	2	3	0	1	4	4	6.4	
at Marquette	12/10/16	*	33	4-5	.800	1-2	.500	2-2	1.000	1	0	1	2.7	3	2	1	0	2	11	6.8	
GREEN BAY	12/14/16	*	29	6-10	.600	4-6	.667	0-0	.000	2	3	5	2.9	1	1	1	1	6	16	7.6	
FLORIDA A&M	12/23/16	*	21	1-3	.333	1-3	.333	2-2	1.000	0	0	0	2.7	1	3	1	0	1	5	7.4	
RUTGERS	12/27/16	*	30	6-10	.600	2-5	.400	4-5	.800	0	1	1	2.6	3	2	1	0	4	18	8.1	
at Indiana	01/03/17	*	34	5-8	.625	2-5	.400	2-2	1.000	0	0	0	2.4	1	1	1	0	2	14	8.5	
at Purdue	01/08/17	*	33	3-8	.375	1-3	.333	0-0	.000	1	1	2	2.4	2	2	0	0	0	7	8.4	
OHIO STATE	01/12/17	*	13	2-3	.667	0-1	.000	0-0	.000	0	1	1	2.3	4	4	0	0	2	4	8.2	
MICHIGAN	01/17/17	*	28	3-3	1.000	0-0	.000	0-0	.000	1	4	5	2.4	3	3	0	1	0	6	8.1	
at Minnesota	01/21/17	*	36	3-4	.750	1-2	.500	0-0	.000	0	2	2	2.4	2	3	1	0	3	7	8.0	
PENN STATE	01/24/17	*	26	1-5	.200	1-3	.333	4-4	1.000	2	1	3	2.5	3	1	0	0	1	7	8.0	
vs Rutgers	01/28/17	*	31	2-4	.500	0-2	.000	0-0	.000	2	3	5	2.6	5	1	3	0	2	4	7.8	
at Illinois	01/31/17	*	32	3-6	.500	2-4	.500	0-0	.000	0	1	1	2.5	1	0	1	1	0	8	7.8	
INDIANA	02/05/17	*	31	1-4	.250	1-2	.500	2-4	.500	2	1	3	2.5	3	1	1	1	1	5	7.7	
at Nebraska	02/09/17	*	37	4-8	.500	4-6	.667	3-3	1.000	1	5	6	2.7	4	1	2	0	2	15	8.0	
NORTHWESTERN	02/12/17	*	34	3-5	.600	2-4	.500	2-2	1.000	1	4	5	2.8	2	1	3	1	1	10	8.0	
at Michigan	02/16/17	*	35	2-7	.286	1-3	.333	3-3	1.000	4	4	8	3.0	2	0	1	0	0	8	8.0	
MARYLAND	02/19/17	*	23	2-3	.667	1-2	.500	1-2	.500	0	3	3	3.0	4	0	2	0	0	6	8.0	
at Ohio State	02/23/17	*	24	0-4	.000	0-4	.000	0-0	.000	1	1	2	2.9	4	1	1	0	0	0	7.7	
at Michigan State	02/26/17	*	31	6-7	.857	3-4	.750	0-0	.000	1	0	1	2.9	3	0	2	0	3	15	7.9	
IOWA	03/02/17	*	32	4-9	.444	2-7	.286	1-2	.500	1	2	3	2.9	4	2	3	0	3	11	8.0	
MINNESOTA	03/05/17	*	33	5-8	.625	2-3	.667	0-0	.000	1	4	5	2.9	2	0	0	1	1	12	8.2	
vs Indiana	3/10/17	*	38	4-7	.571	2-4	.500	2-2	1.000	0	2	2	2.9	1	3	0	0	2	12	8.3	
vs Northwestern	3/11/17	*	30	4-7	.571	2-4	.500	0-0	.000	0	1	1	2.8	0	2	1	0	2	10	8.3	
vs Michigan	3/12/17	*	35	3-8	.375	2-4	.500	0-0	.000	2	2	4	2.9	4	1	2	0	3	8	8.3	
vs Virginia Tech	03/16/17	*	27	2-2	1.000	2-2	1.000	0-0	.000	0	0	0	2.8	5	4	0	0	2	6	8.3	
vs Villanova	03/18/17	*	38	2-6	.333	0-4	.000	0-0	.000	0	2	2	2.8	1	1	2	1	0	4	8.1	
Totals			36	1056	103-208	.495	48-122	.393	39-47	.830	28	72	100	2.8	96	63	39	11	53	293	8.1

Individual Game by Game

Updated through March 18, 2017

#04 Ferris, Matt

Opponent	Date	gs	min	Total		3-Pointers		Free throws		Rebounds				pf	a	t/o	blk	stl	pts	avg	
				fg-fga	pct	3fg-fga	pct	ft-fla	pct	off	def	tot	avg								
CENTRAL ARKANSAS	11/11/16		1	0-0	.000	0-0	.000	0-0	.000	1	0	1	1.0	0	0	0	0	0	0.0		
CHICAGO STATE	11/17/16		1	0-2	.000	0-0	.000	0-0	.000	2	0	2	1.5	0	0	0	0	0	0.0		
vs North Carolina	11/23/16		0	0-0	.000	0-0	.000	0-0	.000	0	0	0	1.0	0	1	0	0	0	0.0		
PRAIRIE VIEW A&M	11/27/16		1	0-1	.000	0-1	.000	0-0	.000	0	0	0	0.8	0	0	0	0	0	0.0		
SYRACUSE	11/29/16		1	0-0	.000	0-0	.000	0-0	.000	0	1	1	0.8	0	0	0	0	0	0.0		
OKLAHOMA	12/03/16		0	0-0	.000	0-0	.000	0-0	.000	0	0	0	0.7	0	0	0	0	0	0.0		
IDAHO STATE	12/07/16		2	0-0	.000	0-0	.000	0-0	.000	0	1	1	0.7	0	0	0	0	0	0.0		
FLORIDA A&M	12/23/16		3	0-2	.000	0-1	.000	0-0	.000	0	0	0	0.6	1	1	0	0	1	0	0.0	
RUTGERS	12/27/16		1	0-0	.000	0-0	.000	0-0	.000	0	0	0	0.6	0	0	0	0	0	0.0		
OHIO STATE	01/12/17		1	0-0	.000	0-0	.000	0-0	.000	0	0	0	0.5	0	0	0	0	0	0.0		
PENN STATE	01/24/17		0	0-0	.000	0-0	.000	0-0	.000	0	0	0	0.5	0	0	0	0	0	0.0		
Totals			0	11	0-5	.000	0-2	.000	0-0	.000	3	2	5	0.5	1	2	0	0	1	0	0.0

#05 Moesch, Aaron

Opponent	Date	gs	min	Total		3-Pointers		Free throws		Rebounds				pf	a	t/o	blk	stl	pts	avg
				fg-fga	pct	3fg-fga	pct	ft-fa	pct	off	def	tot	avg							
CENTRAL ARKANSAS	11/11/16		3	0-0	.000	0-0	.000	0-0	.000	0	0	0	0.0	0	0	0	0	0	0	0.0
CHICAGO STATE	11/17/16		1	0-0	.000	0-0	.000	0-0	.000	0	0	0	0.0	0	0	0	0	0	0	0.0
vs Georgetown	11/22/16		1	0-0	.000	0-0	.000	0-0	.000	0	0	0	0.0	0	0	0	0	0	0	0.0
vs North Carolina	11/23/16		1	0-0	.000	0-0	.000	0-0	.000	0	0	0	0.0	0	0	0	0	1	0	0.0
PRAIRIE VIEW A&M	11/27/16		3	0-0	.000	0-0	.000	0-0	.000	0	1	1	0.2	0	0	0	0	0	0	0.0
SYRACUSE	11/29/16		1	0-0	.000	0-0	.000	0-0	.000	0	0	0	0.2	0	0	0	0	0	0	0.0
OKLAHOMA	12/03/16		0	0-0	.000	0-0	.000	0-0	.000	0	0	0	0.1	0	0	0	0	0	0	0.0
IDAHO STATE	12/07/16		5	0-1	.000	0-0	.000	0-0	.000	0	1	1	0.3	1	0	0	0	0	0	0.0
GREEN BAY	12/14/16		2	0-0	.000	0-0	.000	0-0	.000	0	0	0	0.2	0	0	0	0	0	0	0.0
FLORIDA A&M	12/23/16		7	1-1	1.000	0-0	.000	0-0	.000	1	0	1	0.3	0	1	0	0	1	2	0.2
RUTGERS	12/27/16		1	0-0	.000	0-0	.000	1-2	.500	1	0	1	0.4	0	0	0	0	0	1	0.3
OHIO STATE	01/12/17		2	0-1	.000	0-0	.000	0-0	.000	0	0	0	0.3	0	1	0	0	0	0	0.3
PENN STATE	01/24/17		2	0-0	.000	0-0	.000	0-0	.000	0	0	0	0.3	0	0	0	0	0	0	0.2
at Illinois	01/31/17		4	0-1	.000	0-0	.000	0-0	.000	3	0	3	0.5	0	0	0	0	0	0	0.2
IOWA	03/02/17		2	0-0	.000	0-0	.000	0-0	.000	0	0	0	0.5	0	0	0	0	0	0	0.2
MINNESOTA	03/05/17		1	0-0	.000	0-0	.000	0-0	.000	0	0	0	0.4	0	0	0	0	0	0	0.2
vs Northwestern	3/11/17		4	0-0	.000	0-0	.000	0-0	.000	0	0	0	0.4	0	0	0	0	0	0	0.2
vs Virginia Tech	03/16/17		0	0-0	.000	0-0	.000	0-0	.000	0	0	0	0.4	0	0	0	0	0	0	0.2
Totals			0	40	1-4	.250	0-0	1-2	.500	5	2	7	0.4	1	2	0	0	2	3	0.2

Individual Game by Game

Updated through March 18, 2017

#10 Hayes, Nigel

Opponent	Date	gs	min	Total		3-Pointers		Free throws		Rebounds											
				fg-fga	pct	3fg-fga	pct	ft-fga	pct	off	def	tot	avg	pf	a	t/o	blk	stl	pts	avg	
CENTRAL ARKANSAS	11/11/16	*	24	5-10	.500	2-6	.333	2-2	1.000	2	2	4	4.0	2	5	1	1	1	14	14.0	
at Creighton	11/15/16	*	36	6-13	.462	3-9	.333	1-2	.500	1	3	4	4.0	1	5	2	0	0	16	15.0	
CHICAGO STATE	11/17/16	*	16	1-8	.125	0-2	.000	1-4	.250	2	3	5	4.3	1	1	2	0	0	3	11.0	
vs Tennessee	11/21/16	*	32	4-8	.500	3-3	1.000	6-9	.667	2	8	10	5.8	0	2	2	3	2	17	12.5	
vs Georgetown	11/22/16	*	28	2-9	.222	0-4	.000	2-2	1.000	2	4	6	5.8	2	2	3	0	0	6	11.2	
vs North Carolina	11/23/16	*	34	3-11	.273	1-7	.143	1-2	.500	0	5	5	5.7	2	1	2	0	1	8	10.7	
PRAIRIE VIEW A&M	11/27/16	*	19	5-5	1.000	0-0	.000	7-8	.875	2	2	4	5.4	1	2	1	0	1	17	11.6	
SYRACUSE	11/29/16	*	32	4-11	.364	0-0	.000	1-3	.333	5	6	11	6.1	3	10	3	0	1	9	11.3	
OKLAHOMA	12/03/16	*	37	8-13	.615	2-2	1.000	10-13	.769	1	1	2	5.7	1	6	0	0	0	28	13.1	
IDAHO STATE	12/07/16	*	21	4-7	.571	0-0	.000	3-8	.375	1	3	4	5.5	0	1	1	1	1	11	12.9	
at Marquette	12/10/16	*	36	6-10	.600	1-2	.500	4-8	.500	2	7	9	5.8	2	4	2	1	3	17	13.3	
GREEN BAY	12/14/16	*	32	8-15	.533	1-2	.500	7-13	.538	1	4	5	5.8	1	1	2	0	2	24	14.2	
FLORIDA A&M	12/23/16	*	20	3-3	1.000	0-0	.000	0-0	.000	0	6	6	5.8	1	4	2	0	1	6	13.5	
RUTGERS	12/27/16	*	36	5-9	.556	0-0	.000	10-10	1.000	2	4	6	5.8	2	2	1	1	2	20	14.0	
at Indiana	01/03/17	*	38	4-11	.364	0-0	.000	2-3	.667	1	1	2	5.5	3	2	0	0	0	10	13.7	
at Purdue	01/08/17	*	33	4-12	.333	0-2	.000	2-4	.500	1	4	5	5.5	2	3	4	0	1	10	13.5	
OHIO STATE	01/12/17	*	24	7-12	.583	0-1	.000	1-5	.200	3	0	3	5.4	1	4	1	0	0	15	13.6	
MICHIGAN	01/17/17	*	38	4-11	.364	1-4	.250	4-10	.400	3	3	6	5.4	2	3	1	0	1	13	13.6	
at Minnesota	01/21/17	*	42	9-18	.500	1-2	.500	2-2	1.000	1	4	5	5.4	1	1	2	0	1	21	13.9	
PENN STATE	01/24/17	*	31	2-7	.286	1-2	.500	4-8	.500	1	7	8	5.5	1	4	0	0	2	9	13.7	
vs Rutgers	01/28/17	*	40	2-7	.286	0-2	.000	3-4	.750	3	8	11	5.8	3	4	3	1	0	7	13.4	
at Illinois	01/31/17	*	31	4-11	.364	1-4	.250	2-4	.500	3	5	8	5.9	2	2	2	0	1	11	13.3	
INDIANA	02/05/17	*	37	4-14	.286	0-3	.000	7-8	.875	6	4	10	6.0	2	2	2	0	1	15	13.3	
at Nebraska	02/09/17	*	32	6-9	.667	1-1	1.000	7-11	.636	1	1	2	5.9	3	0	2	0	1	20	13.6	
NORTHWESTERN	02/12/17	*	36	5-11	.455	0-1	.000	3-5	.600	4	3	7	5.9	2	2	1	0	0	13	13.6	
at Michigan	02/16/17	*	33	3-7	.429	0-0	.000	0-0	.000	1	4	5	5.9	1	1	2	2	1	6	13.3	
MARYLAND	02/19/17	*	38	6-15	.400	0-2	.000	9-14	.643	2	8	10	6.0	3	2	1	0	2	21	13.6	
at Ohio State	02/23/17	*	35	2-6	.333	0-0	.000	3-7	.429	0	4	4	6.0	4	4	2	1	0	7	13.4	
at Michigan State	02/26/17	*	36	9-22	.409	0-0	.000	4-12	.333	6	5	11	6.1	2	4	1	0	0	22	13.7	
IOWA	03/02/17	*	33	4-9	.444	0-0	.000	2-4	.500	2	5	7	6.2	1	2	5	0	0	10	13.5	
MINNESOTA	03/05/17	*	33	5-10	.500	1-1	1.000	1-5	.200	1	5	6	6.2	2	3	0	0	0	12	13.5	
vs Indiana	3/10/17	*	24	4-12	.333	0-2	.000	2-4	.500	3	6	9	6.3	2	2	1	0	0	10	13.4	
vs Northwestern	3/11/17	*	33	7-11	.636	2-2	1.000	2-4	.500	1	9	10	6.4	2	2	0	0	1	18	13.5	
vs Michigan	3/12/17	*	36	6-11	.545	0-1	.000	2-2	1.000	4	7	11	6.5	0	1	3	2	0	14	13.5	
vs Virginia Tech	03/16/17	*	36	4-10	.400	0-1	.000	8-9	.889	6	4	10	6.6	3	3	2	0	0	16	13.6	
vs Villanova	03/18/17	*	39	8-15	.533	0-1	.000	3-7	.429	5	3	8	6.6	3	1	1	1	0	19	13.8	
Totals			36	1161	173-383	.452	21-69	.304	128-216	.593	81	158	239	6.6	64	98	60	14	27	495	13.8

Individual Game by Game

Updated through March 18, 2017

#11 Hill, Jordan

Opponent	Date	gs	min	Total		3-Pointers		Free throws		Rebounds				pf	a	t/o	blk	stl	pts	avg
				fg-fga	pct	3fg-fga	pct	ft-fa	pct	off	def	tot	avg							
CENTRAL ARKANSAS	11/11/16		15	2-4	.500	2-4	.500	0-0	.000	0	0	0	0.0	0	2	1	0	0	6	6.0
at Creighton	11/15/16		15	0-3	.000	0-1	.000	0-0	.000	1	4	5	2.5	1	2	1	0	0	0	3.0
CHICAGO STATE	11/17/16		17	1-1	1.000	1-1	1.000	0-0	.000	0	0	0	1.7	0	1	0	0	0	3	3.0
vs Tennessee	11/21/16		2	0-1	.000	0-1	.000	0-0	.000	0	0	0	1.3	0	0	1	0	0	0	2.3
vs Georgetown	11/22/16		5	0-2	.000	0-1	.000	0-0	.000	1	0	1	1.2	0	0	0	0	0	0	1.8
vs North Carolina	11/23/16		6	0-0	.000	0-0	.000	0-0	.000	0	0	0	1.0	0	2	0	0	0	0	1.5
PRAIRIE VIEW A&M	11/27/16		14	1-3	.333	0-2	.000	0-1	.000	0	1	1	1.0	1	1	0	0	1	2	1.6
SYRACUSE	11/29/16		7	0-1	.000	0-1	.000	0-0	.000	0	1	1	1.0	1	0	0	0	0	0	1.4
OKLAHOMA	12/03/16		9	0-1	.000	0-1	.000	0-0	.000	0	2	2	1.1	0	1	0	0	0	0	1.2
IDAHO STATE	12/07/16		13	2-4	.500	0-1	.000	1-2	.500	0	1	1	1.1	0	0	0	0	0	5	1.6
GREEN BAY	12/14/16		5	0-0	.000	0-0	.000	0-0	.000	0	2	2	1.2	2	0	0	0	0	0	1.5
FLORIDA A&M	12/23/16		13	3-6	.500	0-3	.000	0-0	.000	1	5	6	1.6	1	1	0	0	0	6	1.8
RUTGERS	12/27/16		3	0-0	.000	0-0	.000	0-0	.000	0	0	0	1.5	0	0	0	0	0	0	1.7
at Indiana	01/03/17		3	0-0	.000	0-0	.000	0-0	.000	0	0	0	1.4	0	0	0	0	0	0	1.6
at Purdue	01/08/17		5	0-0	.000	0-0	.000	0-0	.000	0	2	2	1.4	0	0	0	0	0	0	1.5
OHIO STATE	01/12/17		18	3-6	.500	2-4	.500	0-0	.000	1	1	2	1.4	4	0	0	0	0	8	1.9
MICHIGAN	01/17/17		13	1-2	.500	0-0	.000	3-4	.750	0	1	1	1.4	0	0	0	0	0	5	2.1
at Minnesota	01/21/17		15	1-1	1.000	1-1	1.000	0-0	.000	0	2	2	1.4	3	0	1	0	0	3	2.1
PENN STATE	01/24/17		18	0-3	.000	0-1	.000	0-0	.000	0	0	0	1.4	0	0	0	0	0	0	2.0
vs Rutgers	01/28/17		23	1-3	.333	1-2	.500	0-0	.000	0	1	1	1.4	3	0	1	0	0	3	2.1
at Illinois	01/31/17		8	0-1	.000	0-1	.000	0-0	.000	0	0	0	1.3	1	0	0	0	0	0	2.0
INDIANA	02/05/17		7	0-0	.000	0-0	.000	0-0	.000	0	0	0	1.2	0	0	1	0	1	0	1.9
at Nebraska	02/09/17		2	0-0	.000	0-0	.000	0-0	.000	0	0	0	1.2	1	0	0	0	0	0	1.8
at Michigan	02/16/17		22	1-4	.250	1-4	.250	0-0	.000	1	1	2	1.2	0	1	1	1	0	3	1.8
MARYLAND	02/19/17		2	0-0	.000	0-0	.000	0-0	.000	1	0	1	1.2	0	0	0	0	0	0	1.8
at Ohio State	02/23/17		9	0-0	.000	0-0	.000	0-0	.000	0	0	0	1.2	1	0	0	0	0	0	1.7
at Michigan State	02/26/17		13	0-0	.000	0-0	.000	0-0	.000	0	2	2	1.2	1	0	0	0	1	0	1.6
IOWA	03/02/17		11	1-1	1.000	0-0	.000	0-0	.000	1	0	1	1.2	0	1	1	0	2	2	1.6
MINNESOTA	03/05/17		9	0-1	.000	0-1	.000	0-0	.000	0	1	1	1.2	0	0	0	0	0	0	1.6
vs Indiana	3/10/17		0	0-0	.000	0-0	.000	0-0	.000	0	0	0	1.1	0	0	0	0	0	0	1.5
vs Northwestern	3/11/17		11	2-5	.400	1-4	.250	0-0	.000	0	1	1	1.1	1	1	0	0	0	5	1.6
vs Michigan	3/12/17		18	0-0	.000	0-0	.000	0-0	.000	0	2	2	1.2	1	1	0	0	0	0	1.6
vs Virginia Tech	03/16/17		10	0-1	.000	0-1	.000	2-2	1.000	0	0	0	1.1	3	1	0	0	1	2	1.6
vs Villanova	03/18/17		3	0-0	.000	0-0	.000	0-0	.000	0	1	1	1.1	0	1	0	0	0	0	1.6
Totals		0	344	19-54	.352	9-35	.257	6-9	.667	7	31	38	1.1	25	16	8	1	6	53	1.6

Individual Game by Game

Updated through March 18, 2017

#15 Thomas IV, Charles

Opponent	Date	gs	min	Total		3-Pointers		Free throws		Rebounds				pf	a	t/o	blk	stl	pts	avg
				fg-fga	pct	3fg-fga	pct	ft-fa	pct	off	def	tot	avg							
CENTRAL ARKANSAS	11/11/16		12	0-4	.000	0-0	.000	7-8	.875	2	0	2	2.0	2	2	2	0	0	7	7.0
at Creighton	11/15/16		4	0-2	.000	0-2	.000	0-0	.000	0	3	3	2.5	1	0	0	0	0	0	3.5
CHICAGO STATE	11/17/16		15	3-4	.750	0-0	.000	1-2	.500	2	5	7	4.0	3	0	2	0	0	7	4.7
vs Tennessee	11/21/16		3	0-0	.000	0-0	.000	0-0	.000	0	0	0	3.0	0	0	0	0	0	0	3.5
vs Georgetown	11/22/16		7	1-1	1.000	0-0	.000	0-0	.000	1	0	1	2.6	3	0	0	0	0	2	3.2
vs North Carolina	11/23/16		9	1-4	.250	0-0	.000	0-0	.000	0	2	2	2.5	2	0	0	0	0	2	3.0
PRAIRIE VIEW A&M	11/27/16		15	2-2	1.000	0-0	.000	2-2	1.000	0	2	2	2.4	2	1	2	0	0	6	3.4
SYRACUSE	11/29/16		7	0-2	.000	0-0	.000	0-0	.000	0	1	1	2.3	3	0	1	0	0	0	3.0
OKLAHOMA	12/03/16		8	0-1	.000	0-0	.000	0-0	.000	0	0	0	2.0	3	1	1	0	0	0	2.7
IDAHO STATE	12/07/16		11	2-5	.400	0-0	.000	3-3	1.000	2	1	3	2.1	0	0	1	0	0	7	3.1
at Marquette	12/10/16		7	0-0	.000	0-0	.000	2-2	1.000	0	0	0	1.9	1	0	0	0	0	2	3.0
GREEN BAY	12/14/16		5	1-2	.500	0-0	.000	0-0	.000	1	0	1	1.8	1	0	0	0	0	2	2.9
FLORIDA A&M	12/23/16		15	5-10	.500	1-1	1.000	0-0	.000	3	2	5	2.1	3	0	2	0	0	11	3.5
RUTGERS	12/27/16		2	0-0	.000	0-0	.000	0-0	.000	0	1	1	2.0	3	0	2	0	0	0	3.3
at Purdue	01/08/17		2	0-1	.000	0-0	.000	0-0	.000	0	0	0	1.9	1	0	0	0	0	0	3.1
OHIO STATE	01/12/17		7	2-4	.500	0-1	.000	1-1	1.000	0	2	2	1.9	2	1	2	0	0	5	3.2
at Minnesota	01/21/17		2	0-0	.000	0-0	.000	0-0	.000	0	0	0	1.8	0	0	0	0	0	0	3.0
PENN STATE	01/24/17		6	0-1	.000	0-0	.000	2-2	1.000	0	0	0	1.7	4	0	1	0	0	2	2.9
vs Rutgers	01/28/17		6	1-1	1.000	0-0	.000	0-0	.000	0	0	0	1.6	1	0	0	0	0	2	2.9
at Illinois	01/31/17		6	1-2	.500	0-0	.000	0-0	.000	1	1	2	1.6	1	1	0	2	0	2	2.9
INDIANA	02/05/17		4	0-0	.000	0-0	.000	0-0	.000	0	1	1	1.6	0	0	0	0	0	0	2.7
at Nebraska	02/09/17		8	1-3	.333	0-0	.000	0-0	.000	1	1	2	1.6	0	0	1	1	0	2	2.7
NORTHWESTERN	02/12/17		5	1-3	.333	1-1	1.000	0-0	.000	0	0	0	1.5	0	0	0	0	0	3	2.7
at Michigan	02/16/17		1	0-0	.000	0-0	.000	0-0	.000	0	0	0	1.5	0	0	0	0	0	0	2.6
MARYLAND	02/19/17		3	0-1	.000	0-1	.000	0-0	.000	0	0	0	1.4	0	0	0	0	0	0	2.5
at Ohio State	02/23/17		3	0-0	.000	0-0	.000	0-0	.000	0	0	0	1.3	2	0	0	1	0	0	2.4
at Michigan State	02/26/17		2	0-0	.000	0-0	.000	0-0	.000	0	0	0	1.3	2	0	0	0	0	0	2.3
vs Northwestern	3/11/17		2	0-1	.000	0-0	.000	0-0	.000	1	0	1	1.3	0	0	0	0	0	0	2.2
Totals		0	177	21-54	.389	2-6	.333	18-20	.900	14	22	36	1.3	40	6	17	4	0	62	2.2

#20 Schlundt, T.J.

Opponent	Date	gs	min	Total		3-Pointers		Free throws		Rebounds				pf	a	t/o	blk	stl	pts	avg
				fg-fga	pct	3fg-fga	pct	ft-fa	pct	off	def	tot	avg							
CENTRAL ARKANSAS	11/11/16		2	0-0	.000	0-0	.000	0-0	.000	0	0	0	0.0	0	0	0	1	0	0	0.0
CHICAGO STATE	11/17/16		2	0-0	.000	0-0	.000	0-0	.000	0	0	0	0.0	0	0	0	0	0	0	0.0
vs Georgetown	11/22/16		1	0-1	.000	0-1	.000	0-0	.000	0	0	0	0.0	0	0	0	0	0	0	0.0
vs North Carolina	11/23/16		1	0-0	.000	0-0	.000	0-0	.000	0	0	0	0.0	0	0	0	0	0	0	0.0
PRAIRIE VIEW A&M	11/27/16		1	1-2	.500	0-1	.000	1-1	1.000	0	0	0	0.0	0	0	0	0	0	3	0.6
SYRACUSE	11/29/16		1	0-0	.000	0-0	.000	0-0	.000	0	0	0	0.0	0	0	0	0	0	0	0.5
OKLAHOMA	12/03/16		0	0-0	.000	0-0	.000	0-0	.000	0	0	0	0.0	0	0	0	0	0	0	0.4
IDAHO STATE	12/07/16		2	0-1	.000	0-1	.000	0-0	.000	0	0	0	0.0	0	0	0	0	0	0	0.4
FLORIDA A&M	12/23/16		5	0-1	.000	0-0	.000	0-0	.000	0	0	0	0.0	0	0	0	0	0	0	0.3
RUTGERS	12/27/16		1	0-1	.000	0-1	.000	0-0	.000	0	0	0	0.0	0	0	0	0	0	0	0.3
OHIO STATE	01/12/17		2	0-0	.000	0-0	.000	0-0	.000	1	0	1	0.1	1	0	0	0	0	0	0.3
PENN STATE	01/24/17		1	0-0	.000	0-0	.000	0-0	.000	0	1	1	0.2	0	0	0	0	0	0	0.3
vs Northwestern	3/11/17		2	0-0	.000	0-0	.000	0-0	.000	0	0	0	0.2	0	0	0	0	0	0	0.2
Totals		0	21	1-6	.167	0-4	.000	1-1	1.000	1	1	2	0.2	1	0	0	1	0	3	0.2

Individual Game by Game

Updated through March 18, 2017

#21 Iverson, Khalil

Opponent	Date	gs	min	Total		3-Pointers		Free throws		Rebounds				pf	a	t/o	blk	stl	pts	avg
				fg-fga	pct	3fg-fga	pct	ft-fa	pct	off	def	tot	avg							
CENTRAL ARKANSAS	11/11/16		15	2-2	1.000	0-0	.000	0-0	.000	1	2	3	3.0	1	0	0	3	0	4	4.0
at Creighton	11/15/16		7	0-0	.000	0-0	.000	0-0	.000	1	0	1	2.0	2	0	1	0	0	0	2.0
CHICAGO STATE	11/17/16		20	5-7	.714	0-1	.000	1-2	.500	3	2	5	3.0	0	2	1	2	2	11	5.0
vs Tennessee	11/21/16		14	1-2	.500	0-0	.000	0-0	.000	0	1	1	2.5	2	1	2	0	0	2	4.3
vs Georgetown	11/22/16		20	4-6	.667	0-1	.000	2-3	.667	3	4	7	3.4	1	0	2	1	0	10	5.4
vs North Carolina	11/23/16		11	0-2	.000	0-0	.000	0-0	.000	1	5	6	3.8	0	0	1	1	0	0	4.5
PRAIRIE VIEW A&M	11/27/16		18	3-3	1.000	0-0	.000	4-5	.800	2	3	5	4.0	1	1	1	1	1	10	5.3
SYRACUSE	11/29/16		5	0-0	.000	0-0	.000	0-0	.000	0	0	0	3.5	0	0	0	0	0	0	4.6
OKLAHOMA	12/03/16		15	2-4	.500	0-0	.000	0-3	.000	2	2	4	3.6	1	0	0	0	1	4	4.6
IDAHO STATE	12/07/16		20	2-3	.667	0-0	.000	0-0	.000	0	4	4	3.6	3	2	3	0	3	4	4.5
at Marquette	12/10/16		25	5-6	.833	1-2	.500	5-7	.714	1	4	5	3.7	1	1	0	2	0	16	5.5
GREEN BAY	12/14/16		22	1-2	.500	0-0	.000	1-2	.500	1	3	4	3.8	2	1	1	1	0	3	5.3
FLORIDA A&M	12/23/16		16	1-4	.250	0-1	.000	0-0	.000	1	3	4	3.8	0	2	2	0	0	2	5.1
RUTGERS	12/27/16		19	1-5	.200	0-1	.000	4-4	1.000	4	1	5	3.9	0	0	1	2	0	6	5.1
at Indiana	01/03/17		13	1-2	.500	0-0	.000	0-2	.000	3	2	5	3.9	0	1	0	1	1	2	4.9
at Purdue	01/08/17		18	3-4	.750	0-1	.000	0-0	.000	1	1	2	3.8	0	0	0	0	1	6	5.0
OHIO STATE	01/12/17		19	1-5	.200	0-0	.000	1-2	.500	2	4	6	3.9	1	2	2	0	2	3	4.9
MICHIGAN	01/17/17		11	0-0	.000	0-0	.000	0-0	.000	0	0	0	3.7	0	0	1	0	0	0	4.6
at Minnesota	01/21/17		11	1-2	.500	0-0	.000	0-0	.000	1	0	1	3.6	1	0	2	0	0	2	4.5
PENN STATE	01/24/17		13	2-2	1.000	1-1	1.000	0-0	.000	2	1	3	3.6	1	0	1	0	1	5	4.5
vs Rutgers	01/28/17		12	0-3	.000	0-1	.000	0-0	.000	1	2	3	3.5	0	0	0	0	1	0	4.3
at Illinois	01/31/17		15	2-4	.500	2-2	1.000	0-2	.000	0	1	1	3.4	1	0	1	2	3	6	4.4
INDIANA	02/05/17		13	0-0	.000	0-0	.000	0-0	.000	0	0	0	3.3	0	0	1	0	2	0	4.2
at Nebraska	02/09/17		10	1-3	.333	0-1	.000	0-2	.000	1	1	2	3.2	2	1	0	1	0	2	4.1
NORTHWESTERN	02/12/17		16	0-0	.000	0-0	.000	0-0	.000	0	1	1	3.1	1	0	1	1	0	0	3.9
at Michigan	02/16/17		22	5-7	.714	0-0	.000	0-0	.000	1	3	4	3.2	3	0	1	1	0	10	4.2
MARYLAND	02/19/17		15	0-2	.000	0-0	.000	0-0	.000	3	4	7	3.3	3	1	0	0	0	0	4.0
at Ohio State	02/23/17		16	1-1	1.000	0-0	.000	2-2	1.000	0	1	1	3.2	1	1	0	0	0	4	4.0
at Michigan State	02/26/17		13	1-2	.500	0-1	.000	2-2	1.000	0	1	1	3.1	1	2	1	0	0	4	4.0
IOWA	03/02/17		4	0-0	.000	0-0	.000	0-0	.000	0	1	1	3.1	0	0	0	0	0	0	3.9
MINNESOTA	03/05/17		9	1-2	.500	0-0	.000	1-4	.250	2	2	4	3.1	2	0	2	0	0	3	3.8
vs Indiana	3/10/17		3	0-1	.000	0-0	.000	0-0	.000	0	1	1	3.0	0	0	0	0	0	0	3.7
vs Virginia Tech	03/16/17		21	2-4	.500	0-0	.000	7-10	.700	4	3	7	3.2	2	3	1	0	0	11	3.9
vs Villanova	03/18/17		22	1-1	1.000	0-0	.000	1-3	.333	1	3	4	3.2	1	1	3	0	0	3	3.9
Totals		0	503	49-91	.538	4-13	.308	31-55	.564	42	66	108	3.2	34	22	32	19	18	133	3.9

Individual Game by Game

Updated through March 18, 2017

#22 Happ, Ethan

Opponent	Date	gs	min	Total		3-Pointers		Free throws		Rebounds				pf	a	t/o	blk	stl	pts	avg	
				fg-fga	pct	3fg-fga	pct	ft-fla	pct	off	def	tot	avg								
CENTRAL ARKANSAS	11/11/16	*	23	4-4	1.000	0-0	.000	0-2	.000	1	8	9	9.0	2	4	1	1	2	8	8.0	
at Creighton	11/15/16	*	25	3-5	.600	0-0	.000	1-1	1.000	2	8	10	9.5	3	3	4	0	2	7	7.5	
CHICAGO STATE	11/17/16	*	19	4-6	.667	0-0	.000	0-1	.000	3	4	7	8.7	1	1	1	0	1	8	7.7	
vs Tennessee	11/21/16	*	29	6-7	.857	0-0	.000	4-7	.571	3	3	6	8.0	1	1	5	0	2	16	9.8	
vs Georgetown	11/22/16	*	27	8-13	.615	0-0	.000	3-5	.600	8	7	15	9.4	5	1	2	2	2	19	11.6	
vs North Carolina	11/23/16	*	29	6-12	.500	0-0	.000	1-3	.333	1	5	6	8.8	1	4	2	2	4	13	11.8	
PRAIRIE VIEW A&M	11/27/16	*	21	5-8	.625	0-0	.000	2-2	1.000	5	8	13	9.4	1	2	2	0	0	12	11.9	
SYRACUSE	11/29/16	*	32	10-12	.833	0-0	.000	4-8	.500	6	7	13	9.9	0	4	4	1	1	24	13.4	
OKLAHOMA	12/03/16	*	24	7-9	.778	0-0	.000	2-4	.500	2	7	9	9.8	1	2	2	2	3	16	13.7	
IDAHO STATE	12/07/16	*	22	5-6	.833	0-0	.000	2-5	.400	4	8	12	10.0	2	3	2	1	0	12	13.5	
at Marquette	12/10/16	*	17	5-8	.625	0-0	.000	1-2	.500	1	4	5	9.5	3	2	0	1	0	11	13.3	
GREEN BAY	12/14/16	*	26	7-11	.636	0-0	.000	0-0	.000	2	8	10	9.6	2	6	1	0	2	14	13.3	
FLORIDA A&M	12/23/16	*	17	4-6	.667	0-0	.000	0-0	.000	2	7	9	9.5	1	3	1	0	1	8	12.9	
RUTGERS	12/27/16	*	30	4-10	.400	0-0	.000	2-5	.400	3	8	11	9.6	3	2	3	1	3	10	12.7	
at Indiana	01/03/17	*	32	8-11	.727	0-0	.000	3-4	.750	1	5	6	9.4	4	4	0	1	1	19	13.1	
at Purdue	01/08/17	*	32	7-16	.438	0-0	.000	3-3	1.000	1	4	5	9.1	4	4	2	1	6	17	13.4	
OHIO STATE	01/12/17	*	21	3-10	.300	0-0	.000	0-4	.000	4	7	11	9.2	1	2	0	0	2	6	12.9	
MICHIGAN	01/17/17	*	27	5-13	.385	0-0	.000	1-2	.500	4	2	6	9.1	4	3	3	2	2	11	12.8	
at Minnesota	01/21/17	*	38	11-19	.579	0-0	.000	6-9	.667	3	9	12	9.2	2	6	1	5	1	28	13.6	
PENN STATE	01/24/17	*	26	5-9	.556	0-0	.000	4-8	.500	2	6	8	9.2	0	1	4	0	3	14	13.7	
vs Rutgers	01/28/17	*	36	12-18	.667	0-0	.000	8-16	.500	3	3	6	9.0	4	3	2	2	4	32	14.5	
at Illinois	01/31/17	*	32	7-11	.636	0-0	.000	0-3	.000	6	7	13	9.2	3	1	2	0	2	14	14.5	
INDIANA	02/05/17	*	34	8-10	.800	0-0	.000	4-7	.571	1	6	7	9.1	3	2	3	3	3	20	14.7	
at Nebraska	02/09/17	*	36	3-9	.333	0-0	.000	2-4	.500	6	8	14	9.3	4	0	3	1	2	8	14.5	
NORTHWESTERN	02/12/17	*	26	3-8	.375	0-0	.000	3-6	.500	2	5	7	9.2	4	5	4	2	1	9	14.2	
at Michigan	02/16/17	*	30	10-13	.769	0-0	.000	2-2	1.000	2	4	6	9.1	5	6	3	1	2	22	14.5	
MARYLAND	02/19/17	*	29	7-11	.636	0-0	.000	6-11	.545	4	3	7	9.0	4	3	0	2	5	20	14.7	
at Ohio State	02/23/17	*	22	2-5	.400	0-0	.000	0-0	.000	3	3	6	8.9	4	2	2	1	2	4	14.4	
at Michigan State	02/26/17	*	32	4-10	.400	0-0	.000	0-3	.000	5	6	11	9.0	5	3	3	3	2	8	14.1	
IOWA	03/02/17	*	35	5-9	.556	0-0	.000	1-7	.143	1	5	6	8.9	4	2	2	1	1	11	14.0	
MINNESOTA	03/05/17	*	30	4-12	.333	0-0	.000	1-4	.250	5	8	13	9.0	2	5	4	2	0	9	13.9	
vs Indiana	3/10/17	*	32	7-9	.778	0-0	.000	0-1	.000	3	9	12	9.1	4	1	3	0	0	14	13.9	
vs Northwestern	3/11/17	*	28	4-6	.667	0-0	.000	8-11	.727	4	4	8	9.1	2	1	2	0	1	16	13.9	
vs Michigan	3/12/17	*	28	6-16	.375	0-0	.000	2-2	1.000	6	5	11	9.1	1	3	3	0	0	14	13.9	
vs Virginia Tech	03/16/17	*	27	5-8	.625	0-0	.000	0-2	.000	3	5	8	9.1	4	2	2	3	1	10	13.8	
vs Villanova	03/18/17	*	23	5-8	.625	0-0	.000	2-4	.500	2	6	8	9.1	4	3	1	2	2	12	13.8	
Totals			36	997	209-358	.584	0-0	.000	78-158	.494	114	212	326	9.1	98	100	79	43	66	496	13.8

Individual Game by Game

Updated through March 18, 2017

#24 Koenig, Bronson

Opponent	Date	gs	min	Total		3-Pointers		Free throws		Rebounds											
				fg-fga	pct	3fg-fga	pct	ft-fga	pct	off	def	tot	avg	pf	a	t/o	blk	stl	pts	avg	
CENTRAL ARKANSAS	11/11/16	*	24	6-12	.500	4-10	.400	0-0	.000	0	4	4	4.0	0	0	0	0	1	16	16.0	
at Creighton	11/15/16	*	33	8-19	.421	3-13	.231	2-2	1.000	2	0	2	3.0	4	1	4	0	0	21	18.5	
CHICAGO STATE	11/17/16	*	26	3-9	.333	1-6	.167	3-4	.750	0	3	3	3.0	1	2	1	0	1	10	15.7	
vs Tennessee	11/21/16	*	32	9-15	.600	3-9	.333	0-0	.000	0	1	1	2.5	2	4	1	1	1	21	17.0	
vs Georgetown	11/22/16	*	31	7-16	.438	2-8	.250	4-4	1.000	0	6	6	3.2	2	2	3	0	1	20	17.6	
vs North Carolina	11/23/16	*	28	1-13	.077	0-5	.000	0-0	.000	0	0	0	2.7	0	1	3	1	1	2	15.0	
PRAIRIE VIEW A&M	11/27/16	*	22	5-10	.500	1-6	.167	0-0	.000	0	1	1	2.4	2	2	0	0	1	11	14.4	
SYRACUSE	11/29/16	*	27	7-11	.636	6-9	.667	0-0	.000	0	2	2	2.4	3	1	0	0	0	20	15.1	
OKLAHOMA	12/03/16	*	36	6-15	.400	4-10	.400	0-0	.000	0	3	3	2.4	2	2	0	1	0	16	15.2	
IDAHO STATE	12/07/16	*	17	7-10	.700	4-7	.571	3-4	.750	1	2	3	2.5	3	0	1	0	0	21	15.8	
at Marquette	12/10/16	*	37	6-12	.500	4-6	.667	2-2	1.000	0	2	2	2.5	3	6	3	1	2	18	16.0	
GREEN BAY	12/14/16	*	33	1-9	.111	0-2	.000	4-4	1.000	0	1	1	2.3	1	4	0	0	1	6	15.2	
FLORIDA A&M	12/23/16	*	22	2-7	.286	2-7	.286	2-2	1.000	0	2	2	2.3	1	2	1	0	1	8	14.6	
RUTGERS	12/27/16	*	33	3-10	.300	2-5	.400	0-0	.000	0	3	3	2.4	0	1	1	0	1	8	14.1	
at Indiana	01/03/17	*	25	5-7	.714	5-5	1.000	2-2	1.000	0	0	0	2.2	3	1	3	0	3	17	14.3	
at Purdue	01/08/17	*	36	3-8	.375	1-4	.250	2-3	.667	0	1	1	2.1	1	1	0	0	0	9	14.0	
OHIO STATE	01/12/17	*	27	7-12	.583	5-7	.714	2-2	1.000	0	1	1	2.1	0	3	1	0	0	21	14.4	
MICHIGAN	01/17/17	*	34	5-10	.500	3-5	.600	3-4	.750	0	4	4	2.2	1	1	2	0	0	16	14.5	
at Minnesota	01/21/17	*	39	4-8	.500	3-5	.600	0-0	.000	0	2	2	2.2	2	6	1	0	0	11	14.3	
PENN STATE	01/24/17	*	29	8-13	.615	4-9	.444	0-0	.000	0	2	2	2.2	1	3	2	0	0	20	14.6	
vs Rutgers	01/28/17	*	40	2-13	.154	2-10	.200	4-4	1.000	0	3	3	2.2	1	2	2	0	0	10	14.4	
at Illinois	01/31/17	*	30	4-13	.308	1-6	.167	0-0	.000	0	4	4	2.3	1	3	2	0	0	9	14.1	
INDIANA	02/05/17	*	35	3-8	.375	2-4	.500	3-4	.750	1	6	7	2.5	3	3	3	0	0	11	14.0	
at Nebraska	02/09/17	*	40	4-13	.308	2-6	.333	2-2	1.000	1	0	1	2.4	2	2	0	0	1	12	13.9	
NORTHWESTERN	02/12/17	*	30	1-8	.125	0-5	.000	0-0	.000	0	2	2	2.4	1	1	1	0	0	2	13.4	
MARYLAND	02/19/17		31	4-11	.364	1-5	.200	0-0	.000	0	1	1	2.3	1	1	1	2	0	9	13.3	
at Ohio State	02/23/17	*	31	9-15	.600	5-9	.556	4-4	1.000	0	0	0	2.3	1	1	1	1	0	27	13.8	
at Michigan State	02/26/17	*	38	5-15	.333	1-9	.111	6-6	1.000	1	5	6	2.4	3	2	1	0	0	17	13.9	
IOWA	03/02/17	*	34	7-14	.500	4-8	.500	1-1	1.000	0	0	0	2.3	0	0	1	0	1	19	14.1	
MINNESOTA	03/05/17	*	23	5-13	.385	5-8	.625	2-2	1.000	0	0	0	2.2	2	1	2	1	2	17	14.2	
vs Indiana	3/10/17	*	37	6-12	.500	4-7	.571	0-0	.000	0	1	1	2.2	0	5	1	0	3	16	14.2	
vs Northwestern	3/11/17	*	26	3-12	.250	2-9	.222	0-0	.000	0	1	1	2.2	1	2	0	2	1	8	14.0	
vs Michigan	3/12/17	*	38	5-14	.357	3-6	.500	2-3	.667	0	1	1	2.1	3	1	2	1	0	15	14.1	
vs Virginia Tech	03/16/17	*	37	9-21	.429	8-17	.471	2-2	1.000	0	3	3	2.1	2	3	1	0	0	28	14.5	
vs Villanova	03/18/17	*	27	7-11	.636	3-6	.500	0-0	.000	0	1	1	2.1	4	1	3	0	1	17	14.5	
Totals			34	1088	177-419	.422	100-253	.395	55-61	.902	6	68	74	2.1	57	71	48	11	23	509	14.5

Individual Game by Game

Updated through March 18, 2017

#25 Illikainen, Alex

Opponent	Date	gs	min	Total		3-Pointers		Free throws		Rebounds				pf	a	t/o	blk	stl	pts	avg
				fg-fga	pct	3fg-fga	pct	ft-fa	pct	off	def	tot	avg							
CENTRAL ARKANSAS	11/11/16		16	1-2	.500	0-0	.000	0-0	.000	1	3	4	4.0	2	1	1	0	1	2	2.0
at Creighton	11/15/16		21	2-7	.286	2-6	.333	0-0	.000	1	3	4	4.0	0	1	0	0	1	6	4.0
CHICAGO STATE	11/17/16		18	2-5	.400	0-0	.000	4-4	1.000	2	3	5	4.3	0	1	0	0	0	8	5.3
vs Tennessee	11/21/16		17	0-1	.000	0-0	.000	0-0	.000	2	2	4	4.3	1	1	1	0	0	0	4.0
vs Georgetown	11/22/16		14	0-3	.000	0-0	.000	0-0	.000	2	1	3	4.0	2	1	0	0	1	0	3.2
vs North Carolina	11/23/16		14	0-0	.000	0-0	.000	0-0	.000	0	0	0	3.3	0	1	0	0	0	0	2.7
PRAIRIE VIEW A&M	11/27/16		8	0-1	.000	0-1	.000	1-2	.500	0	0	0	2.9	0	0	0	0	0	1	2.4
SYRACUSE	11/29/16		6	0-1	.000	0-0	.000	0-1	.000	0	1	1	2.6	0	0	1	0	0	0	2.1
OKLAHOMA	12/03/16		2	0-0	.000	0-0	.000	0-0	.000	0	0	0	2.3	0	0	0	0	0	0	1.9
IDAHO STATE	12/07/16		9	0-0	.000	0-0	.000	0-0	.000	1	2	3	2.4	1	0	0	0	0	0	1.7
GREEN BAY	12/14/16		2	0-0	.000	0-0	.000	0-0	.000	0	0	0	2.2	1	0	0	0	0	0	1.5
FLORIDA A&M	12/23/16		8	1-1	1.000	0-0	.000	0-1	.000	0	0	0	2.0	1	1	1	0	0	2	1.6
RUTGERS	12/27/16		4	0-0	.000	0-0	.000	0-2	.000	0	0	0	1.8	1	0	0	0	0	0	1.5
at Indiana	01/03/17		10	0-1	.000	0-1	.000	0-0	.000	1	1	2	1.9	3	0	0	1	0	0	1.4
at Purdue	01/08/17		9	1-2	.500	0-1	.000	0-0	.000	0	0	0	1.7	3	0	1	0	0	2	1.4
OHIO STATE	01/12/17		12	2-2	1.000	2-2	1.000	0-0	.000	1	0	1	1.7	2	0	0	0	0	6	1.7
MICHIGAN	01/17/17		9	0-2	.000	0-2	.000	0-0	.000	0	2	2	1.7	0	0	0	0	0	0	1.6
at Minnesota	01/21/17		6	0-2	.000	0-1	.000	0-0	.000	1	2	3	1.8	0	0	0	1	0	0	1.5
PENN STATE	01/24/17		6	1-1	1.000	0-0	.000	0-0	.000	2	0	2	1.8	0	1	0	1	0	2	1.5
at Michigan	02/16/17		4	0-2	.000	0-1	.000	0-0	.000	1	0	1	1.8	0	0	0	0	0	0	1.5
at Ohio State	02/23/17		7	1-2	.500	0-1	.000	1-2	.500	0	2	2	1.8	1	0	0	0	0	3	1.5
MINNESOTA	03/05/17		1	0-0	.000	0-0	.000	0-0	.000	0	1	1	1.7	0	0	0	0	0	0	1.5
vs Indiana	3/10/17		7	0-0	.000	0-0	.000	0-0	.000	0	0	0	1.7	1	0	0	0	0	0	1.4
vs Northwestern	3/11/17		7	1-1	1.000	0-0	.000	0-0	.000	1	1	2	1.7	0	1	0	0	0	2	1.4
vs Michigan	3/12/17		4	0-0	.000	0-0	.000	0-0	.000	0	0	0	1.6	0	0	0	0	0	0	1.4
vs Virginia Tech	03/16/17		1	0-1	.000	0-0	.000	0-0	.000	0	0	0	1.5	0	0	0	0	0	0	1.3
vs Villanova	03/18/17		2	0-0	.000	0-0	.000	0-0	.000	0	0	0	1.5	0	0	0	0	0	0	1.3
Totals		0	224	12-37	.324	4-16	.250	6-12	.500	16	24	40	1.5	19	9	5	3	3	34	1.3

Individual Game by Game

Updated through March 18, 2017

#30 Brown, Vitto

Opponent	Date	gs	min	Total		3-Pointers		Free throws		Rebounds											
				fg-fga	pct	3fg-fga	pct	ft-fla	pct	off	def	tot	avg	pf	a	t/o	blk	stl	pts	avg	
CENTRAL ARKANSAS	11/11/16	*	20	0-5	.000	0-4	.000	0-0	.000	1	2	3	3.0	2	0	0	0	0	0	0.0	
at Creighton	11/15/16	*	20	3-4	.750	1-2	.500	0-0	.000	1	4	5	4.0	4	0	4	0	0	7	3.5	
CHICAGO STATE	11/17/16	*	17	5-7	.714	2-3	.667	0-0	.000	2	1	3	3.7	1	0	2	0	0	12	6.3	
vs Tennessee	11/21/16	*	14	2-4	.500	0-1	.000	0-0	.000	0	3	3	3.5	2	1	3	0	0	4	5.8	
vs Georgetown	11/22/16	*	22	3-5	.600	3-4	.750	0-0	.000	0	2	2	3.2	1	3	0	1	0	9	6.4	
vs North Carolina	11/23/16	*	24	5-6	.833	4-5	.800	1-2	.500	2	1	3	3.2	4	0	1	0	1	15	7.8	
PRAIRIE VIEW A&M	11/27/16	*	23	2-6	.333	1-5	.200	0-0	.000	1	2	3	3.1	0	2	1	1	0	5	7.4	
SYRACUSE	11/29/16	*	33	4-10	.400	2-6	.333	0-0	.000	1	2	3	3.1	0	2	2	0	1	10	7.8	
OKLAHOMA	12/03/16	*	23	2-6	.333	1-5	.200	0-0	.000	1	2	3	3.1	1	1	1	1	0	5	7.4	
IDAHO STATE	12/07/16	*	17	4-7	.571	1-4	.250	0-0	.000	2	1	3	3.1	0	0	1	1	0	9	7.6	
at Marquette	12/10/16	*	24	5-11	.455	1-5	.200	4-4	1.000	1	5	6	3.4	4	3	2	0	1	15	8.3	
GREEN BAY	12/14/16	*	19	1-4	.250	0-3	.000	0-0	.000	1	3	4	3.4	1	2	2	1	1	2	7.8	
FLORIDA A&M	12/23/16	*	18	3-5	.600	1-2	.500	4-4	1.000	2	6	8	3.8	2	2	2	1	1	11	8.0	
RUTGERS	12/27/16	*	25	2-5	.400	1-4	.250	0-0	.000	2	5	7	4.0	2	2	2	2	0	5	7.8	
at Indiana	01/03/17	*	25	3-8	.375	2-5	.400	0-0	.000	0	6	6	4.1	1	0	3	1	1	8	7.8	
at Purdue	01/08/17	*	12	0-3	.000	0-2	.000	0-0	.000	1	0	1	3.9	4	0	2	0	1	0	7.3	
OHIO STATE	01/12/17	*	22	5-9	.556	2-4	.500	0-1	.000	2	3	5	4.0	0	2	1	1	0	12	7.6	
MICHIGAN	01/17/17	*	26	5-11	.455	1-4	.250	2-2	1.000	0	3	3	3.9	3	1	0	0	1	13	7.9	
at Minnesota	01/21/17	*	17	1-5	.200	0-1	.000	0-0	.000	1	6	7	4.1	2	0	3	0	0	2	7.6	
PENN STATE	01/24/17	*	21	6-8	.750	2-4	.500	2-2	1.000	3	3	6	4.2	2	1	2	0	0	16	8.0	
vs Rutgers	01/28/17	*	20	0-8	.000	0-5	.000	3-4	.750	2	5	7	4.3	2	0	3	3	0	3	7.8	
at Illinois	01/31/17	*	25	2-7	.286	1-5	.200	0-0	.000	4	3	7	4.5	2	1	3	0	1	5	7.6	
INDIANA	02/05/17	*	20	1-8	.125	0-5	.000	3-4	.750	1	1	2	4.3	3	0	1	1	0	5	7.5	
at Nebraska	02/09/17	*	21	3-9	.333	1-5	.200	0-0	.000	3	1	4	4.3	3	3	3	0	2	7	7.5	
NORTHWESTERN	02/12/17	*	24	3-7	.429	3-6	.500	2-2	1.000	1	0	1	4.2	1	0	1	0	1	11	7.6	
at Michigan	02/16/17	*	18	0-5	.000	0-2	.000	0-0	.000	0	3	3	4.2	1	0	0	0	0	0	7.3	
MARYLAND	02/19/17	*	17	0-3	.000	0-1	.000	1-3	.333	2	4	6	4.2	4	0	1	0	0	1	7.1	
at Ohio State	02/23/17	*	19	3-8	.375	3-5	.600	0-0	.000	0	1	1	4.1	3	1	0	0	1	9	7.2	
at Michigan State	02/26/17	*	13	1-4	.250	0-2	.000	0-0	.000	1	1	2	4.0	3	0	0	0	1	2	7.0	
IOWA	03/02/17	*	17	1-5	.200	0-3	.000	0-0	.000	1	1	2	4.0	2	0	0	0	1	2	6.8	
MINNESOTA	03/05/17	*	29	2-5	.400	1-3	.333	0-0	.000	1	5	6	4.0	4	3	0	1	1	5	6.8	
vs Indiana	3/10/17	*	20	2-4	.500	1-2	.500	0-0	.000	1	1	2	4.0	2	1	0	0	0	5	6.7	
vs Northwestern	3/11/17	*	27	3-7	.429	2-5	.400	0-0	.000	4	4	8	4.1	1	1	2	1	0	8	6.8	
vs Michigan	3/12/17	*	18	2-4	.500	1-3	.333	0-1	.000	0	1	1	4.0	1	0	0	0	0	5	6.7	
vs Virginia Tech	03/16/17	*	17	2-6	.333	1-3	.333	0-0	.000	1	1	2	3.9	2	0	2	0	0	5	6.7	
vs Villanova	03/18/17	*	24	3-6	.500	3-6	.500	1-2	.500	1	2	3	3.9	1	2	2	1	1	10	6.8	
Totals			36	751	89-225	.396	42-134	.313	23-31	.742	47	94	141	3.9	71	34	52	17	17	243	6.8

Individual Game by Game

Updated through March 18, 2017

#33 Van Vliet, Andy

Opponent	Date	gs	min	Total		3-Pointers		Free throws		Rebounds				pf	a	t/o	blk	stl	pts	avg
				fg-fga	pct	3fg-fga	pct	ft-fa	pct	off	def	tot	avg							
CENTRAL ARKANSAS	11/11/16		5	1-3	.333	0-0	.000	0-0	.000	1	3	4	4.0	0	0	0	0	0	2	2.0
CHICAGO STATE	11/17/16		8	1-2	.500	0-1	.000	2-2	1.000	0	2	2	3.0	0	0	2	0	0	4	3.0
vs Georgetown	11/22/16		1	0-0	.000	0-0	.000	0-0	.000	1	0	1	2.3	0	0	0	0	0	0	2.0
vs North Carolina	11/23/16		4	0-1	.000	0-1	.000	0-0	.000	0	1	1	2.0	0	0	0	1	0	0	1.5
PRAIRIE VIEW A&M	11/27/16		6	0-1	.000	0-0	.000	1-2	.500	1	1	2	2.0	0	0	0	0	0	1	1.4
SYRACUSE	11/29/16		1	0-1	.000	0-1	.000	0-0	.000	0	0	0	1.7	1	0	0	0	0	0	1.2
OKLAHOMA	12/03/16		0	0-0	.000	0-0	.000	0-0	.000	0	0	0	1.4	0	0	0	0	0	0	1.0
IDAHO STATE	12/07/16		6	1-2	.500	0-1	.000	0-0	.000	1	1	2	1.5	2	0	0	0	0	2	1.1
FLORIDA A&M	12/23/16		8	3-5	.600	3-3	1.000	0-0	.000	1	4	5	1.9	0	2	0	0	0	9	2.0
RUTGERS	12/27/16		1	0-1	.000	0-1	.000	0-0	.000	0	0	0	1.7	0	0	0	0	0	0	1.8
at Purdue	01/08/17		0	0-0	.000	0-0	.000	0-0	.000	0	0	0	1.5	0	0	0	0	0	0	1.6
OHIO STATE	01/12/17		4	0-1	.000	0-0	.000	0-0	.000	0	0	0	1.4	0	0	0	1	0	0	1.5
PENN STATE	01/24/17		2	0-0	.000	0-0	.000	0-0	.000	0	2	2	1.5	0	0	0	0	0	0	1.4
vs Northwestern	3/11/17		2	0-0	.000	0-0	.000	0-0	.000	0	1	1	1.4	0	0	0	0	0	0	1.3
Totals		0	48	6-17	.353	3-8	.375	3-4	.750	5	15	20	1.4	3	2	2	2	0	18	1.3

Career and Season Highs

0 • D'MITRIK TRICE

- **POINTS**
Season: 16 vs. Oklahoma (12/3/16)
Career: 16 vs. Oklahoma (12/3/16)
- **FIELD GOALS**
Season: 6 vs. Oklahoma (12/3/16)
Career: 6 vs. Oklahoma (12/3/16)
- **FIELD GOAL ATTEMPTS**
Season: 15 at Michigan (2/16/17)
Career: 15 at Michigan (2/16/17)
- **3-POINT FIELD GOALS**
Season: 4 (3x) MR at Ohio State (2/23/17)
Career: 4 (3x) MR at Ohio State (2/23/17)
- **3-POINT FIELD GOAL ATTEMPTS**
Season: 7 vs. Virginia Tech (3/16/17)
Career: 7 vs. Virginia Tech (3/16/17)
- **FREE THROWS**
Season: 5 vs. Penn State (1/24/17)
Career: 5 vs. Penn State (1/24/17)
- **FREE THROW ATTEMPTS**
Season: 5 vs. Penn State (1/24/17)
Career: 5 vs. Penn State (1/24/17)
- **REBOUNDS**
Season: 6 vs. Northwestern (2/12/17)
Career: 6 vs. Northwestern (2/12/17)
- **ASSISTS**
Season: 7 vs. Chicago State (11/17/16)
Career: 7 vs. Chicago State (11/17/16)
- **BLOCKED SHOTS**
Season: 1 (3x) MR at Marquette (12/10/16)
Career: 1 (3x) MR at Marquette (12/10/16)
- **STEALS**
Season: 3 vs. Minnesota (3/5/17)
Career: 3 vs. Minnesota (3/5/17)
- **MINUTES**
Season: 35 at Michigan (2/16/17)
Career: 35 at Michigan (2/16/17)

1 • BREVIN PRITZL

- **POINTS**
Season: 7 vs. Maryland (2/19/17)
Career: 7 vs. Maryland (2/19/17)
- **FIELD GOALS**
Season: 2 (4x) MR at Ohio State (2/23/17)
Career: 2 (4x) MR at Ohio State (2/23/17)
- **FIELD GOAL ATTEMPTS**
Season: 7 at Ohio State (2/23/17)
Career: 7 at Ohio State (2/23/17)
- **3-POINT FIELD GOALS**
Season: 2 vs. Prairie View A&M (10/27/16)
Career: 2 vs. Prairie View A&M (10/27/16)
- **3-POINT FIELD GOAL ATTEMPTS**
Season: 5 at Ohio State (2/23/17)
Career: 5 at Ohio State (2/23/17)
- **FREE THROWS**
Season: 4 vs. Indiana (2/5/17)
Career: 4 vs. Indiana (2/5/17)
- **FREE THROW ATTEMPTS**
Season: 5 vs. Maryland (2/19/17)
Career: 5 vs. Maryland (2/19/17)
- **REBOUNDS**
Season: 7 vs. Maryland (2/19/17)
Career: 7 vs. Maryland (2/19/17)
- **ASSISTS**
Season: 1 (2x) MR vs. Maryland (2/19/17)
Career: 1 (2x) MR vs. Maryland (2/19/17)
- **BLOCKED SHOTS**
Season: --
Career: --
- **STEALS**
Season: 2 vs. Ohio State (1/12/17)
Career: 2 vs. Ohio State (1/12/17)
- **MINUTES**
Season: 23 (2x) MR vs. Maryland (2/19/17)
Career: 23 (2x) MR vs. Maryland (2/19/17)

3 • ZAK SHOWALTER

- **POINTS**
Season: 18 vs. Rutgers (12/27/16)
Career: 21 vs. Rutgers (1/2/16)
- **FIELD GOALS**
Season: 6 (3x) MR at Michigan State (2/26/17)
Career: 8 vs. Rutgers (1/2/16)
- **FIELD GOAL ATTEMPTS**
Season: 10 (2x) MR vs. Rutgers (12/27/16)
Career: 10 (4x) MR vs. Rutgers (12/27/16)
- **3-POINT FIELD GOALS**
Season: 4 (2x) MR at Nebraska (2/9/17)
Career: 4 (3x) MR at Nebraska (2/9/17)
- **3-POINT FIELD GOAL ATTEMPTS**
Season: 7 vs. Iowa (3/2/17)
Career: 7 (4x) MR vs. Iowa (3/2/17)
- **FREE THROWS**
Season: 5 vs. Central Arkansas (11/11/16)
Career: 6 vs. VCU (11/22/15)
- **FREE THROW ATTEMPTS**
Season: 5 (2x) MR vs. Rutgers (12/27/16)
Career: 6 (2x) MR vs. Nebraska (2/10/16)
- **REBOUNDS**
Season: 8 at Michigan (2/16/17)
Career: 10 vs. Marquette (12/12/15)
- **ASSISTS**
Season: 4 (3x) MR vs. Virginia Tech (3/16/17)
Career: 7 at Northwestern (1/12/16)
- **BLOCKED SHOTS**
Season: 2 vs. Prairie View A&M (10/27/16)
Career: 2 (2x) MR vs. Prairie View A&M (10/27/16)
- **STEALS**
Season: 6 vs. Green Bay (12/14/16)
Career: 6 vs. Green Bay (12/14/16)
- **MINUTES**
Season: 38 (2x) MR vs. Villanova (3/18/17)
Career: 41 at Syracuse (12/2/15)

4 • MATT FERRIS

- **POINTS**
Season: --
Career: 2 vs. Nicholls (12/13/14)
- **FIELD GOALS**
Season: --
Career: 1 vs. Nicholls (12/13/14)
- **FIELD GOAL ATTEMPTS**
Season: 2 (2x) MR vs. Florida A&M (12/23/16)
Career: 2 (3x) MR vs. Florida A&M (12/23/16)
- **3-POINT FIELD GOALS**
Season: --
Career: --
- **3-POINT FIELD GOAL ATTEMPTS**
Season: --
Career: 1 (3x) MR vs. Florida A&M (12/23/16)
- **FREE THROWS**
Season: --
Career: --
- **FREE THROW ATTEMPTS**
Season: --
Career: --
- **REBOUNDS**
Season: 2 vs. Chicago State (11/17/16)
Career: 2 (2x) MR vs. Chicago State (11/17/16)
- **ASSISTS**
Season: 1 (2x) MR vs. Florida A&M (12/23/16)
Career: 1 (2x) MR vs. Florida A&M (12/23/16)
- **BLOCKED SHOTS**
Season: --
Career: 1 vs. Penn State (12/31/14)
- **STEALS**
Season: 1 vs. Florida A&M (12/23/16)
Career: 1 (2x) MR vs. Florida A&M (12/23/16)
- **MINUTES**
Season: 3 vs. Florida A&M (12/23/16)
Career: 3 (3x) MR vs. Florida A&M (12/23/16)

Career and Season Highs

5 • AARON MOESCH

- **POINTS**
Season: 2 vs. Florida A&M (12/23/16)
Career: 2 (5x) MR vs. Florida A&M (12/23/16)
- **FIELD GOALS**
Season: 1 vs. Florida A&M (12/23/16)
Career: 1 (4x) MR vs. Florida A&M (12/23/16)
- **FIELD GOAL ATTEMPTS**
Season: 1 (4x) MR at Illinois (1/31/17)
Career: 3 vs. Nicholls (12/13/14)
- **3-POINT FIELD GOALS**
Season: --
Career: --
- **3-POINT FIELD GOAL ATTEMPTS**
Season: --
Career: --
- **FREE THROWS**
Season: 1 vs. Rutgers (12/27/16)
Career: 2 vs. North Dakota (11/17/15)
- **FREE THROW ATTEMPTS**
Season: 2 vs. Rutgers (12/27/16)
Career: 2 (3x) MR vs. Rutgers (12/27/16)
- **REBOUNDS**
Season: 3 at Illinois (1/31/17)
Career: 3 (2x) MR at Illinois (1/31/17)
- **ASSISTS**
Season: 1 (2x) MR vs. Ohio State (1/12/17)
Career: 2 vs. UAB (11/26/14)
- **BLOCKED SHOTS**
Season: --
Career: 1 vs. Northern Kentucky (11/14/14)
- **STEALS**
Season: 1 (2x) MR vs. Florida A&M (12/23/16)
Career: 1 (4x) MR vs. Florida A&M (12/23/16)
- **MINUTES**
Season: 7 vs. Florida A&M (12/23/16)
Career: 13 vs. Indiana (1/26/16)

10 • NIGEL HAYES

- **POINTS**
Season: 28 vs. Oklahoma (12/3/16)
Career: 32 vs. Milwaukee (12/9/15)
- **FIELD GOALS**
Season: 9 (2x) MR at Michigan State (2/26/17)
Career: 9 (3x) MR at Michigan State (2/26/17)
- **FIELD GOAL ATTEMPTS**
Season: 22 at Michigan State (2/26/17)
Career: 22 at Michigan State (2/26/17)
- **3-POINT FIELD GOALS**
Season: 3 (2x) MR vs. Tennessee (11/21/16)
Career: 4 at Maryland (2/13/16)
- **3-POINT FIELD GOAL ATTEMPTS**
Season: 9 at Creighton (11/15/16)
Career: 9 at Creighton (11/15/16)
- **FREE THROWS**
Season: 10 (2x) MR vs. Rutgers (12/27/16)
Career: 17 vs. Indiana (1/26/16)
- **FREE THROW ATTEMPTS**
Season: 14 vs. Maryland (2/19/17)
Career: 22 vs. Indiana (1/26/16)
- **REBOUNDS**
Season: 11 (4x) MR vs. Michigan (3/12/17)
Career: 13 (3x) MR at Penn State (2/18/15)
- **ASSISTS**
Season: 10 vs. Syracuse (11/29/16)
Career: 10 vs. Syracuse (11/29/16)
- **BLOCKED SHOTS**
Season: 3 vs. Tennessee (11/21/16)
Career: 3 (2x) MR vs. Tennessee (11/21/16)
- **STEALS**
Season: 3 at Marquette (12/10/16)
Career: 3 (3x) MR at Marquette (12/10/16)
- **MINUTES**
Season: 42 at Minnesota (1/21/17)
Career: 44 at Syracuse (12/2/15)

11 • JORDAN HILL

- **POINTS**
Season: 8 vs. Ohio State (1/12/17)
Career: 13 vs. Indiana (1/26/16)
- **FIELD GOALS**
Season: 3 (2x) MR vs. Ohio State (1/12/17)
Career: 5 vs. Indiana (1/26/16)
- **FIELD GOAL ATTEMPTS**
Season: 6 (2x) MR vs. Ohio State (1/12/17)
Career: 8 at Iowa (2/24/16)
- **3-POINT FIELD GOALS**
Season: 2 (2x) MR vs. Ohio State (1/12/17)
Career: 3 vs. Ohio State (2/4/16)
- **3-POINT FIELD GOAL ATTEMPTS**
Season: 4 (4x) MR vs. Northwestern (3/11/17)
Career: 4 (9x) MR vs. Northwestern (3/11/17)
- **FREE THROWS**
Season: 3 vs. Michigan (1/17/17)
Career: 3 vs. Michigan (1/17/17)
- **FREE THROW ATTEMPTS**
Season: 4 vs. Michigan (1/17/17)
Career: 4 vs. Michigan (1/17/17)
- **REBOUNDS**
Season: 6 vs. Florida A&M (12/23/16)
Career: 6 vs. Florida A&M (12/23/16)
- **ASSISTS**
Season: 2 (3x) MR vs. North Carolina (11/23/16)
Career: 4 vs. Green Bay (12/23/15)
- **BLOCKED SHOTS**
Season: 1 at Michigan (2/16/17)
Career: 1 (2x) MR at Michigan (2/16/17)
- **STEALS**
Season: 2 vs. Iowa (3/2/17)
Career: 2 (3x) MR vs. Iowa (3/2/17)
- **MINUTES**
Season: 23 vs. Rutgers (12/28/17)
Career: 32 vs. Indiana (1/26/16)

15 • CHARLES THOMAS IV

- **POINTS**
Season: 11 vs. Florida A&M (12/23/16)
Career: 12 vs. Prairie View A&M (11/25/15)
- **FIELD GOALS**
Season: 5 vs. Florida A&M (12/23/16)
Career: 5 vs. Florida A&M (12/23/16)
- **FIELD GOAL ATTEMPTS**
Season: 10 vs. Florida A&M (12/23/16)
Career: 10 vs. Florida A&M (12/23/16)
- **3-POINT FIELD GOALS**
Season: 1 (2x) MR vs. Northwestern (2/12/17)
Career: 1 (6x) MR vs. Northwestern (2/12/17)
- **3-POINT FIELD GOAL ATTEMPTS**
Season: 2 at Creighton (11/15/16)
Career: 3 vs. Purdue (12/29/15)
- **FREE THROWS**
Season: 7 vs. Central Arkansas (11/11/16)
Career: 7 vs. Central Arkansas (11/11/16)
- **FREE THROW ATTEMPTS**
Season: 8 vs. Central Arkansas (11/11/16)
Career: 8 vs. Central Arkansas (11/11/16)
- **REBOUNDS**
Season: 7 vs. Chicago State (11/17/16)
Career: 7 vs. Chicago State (11/17/16)
- **ASSISTS**
Season: 2 vs. Central Arkansas (11/11/16)
Career: 2 vs. Central Arkansas (11/11/16)
- **BLOCKED SHOTS**
Season: 2 at Illinois (1/31/17)
Career: 2 (3x) MR at Illinois (1/31/17)
- **STEALS**
Season: --
Career: 1 (5x) MR at Penn State (1/21/16)
- **MINUTES**
Season: 15 (3x) MR vs. Florida A&M (12/23/16)
Career: 26 vs. VCU (11/22/15)

Career and Season Highs

20 • T.J. SCHLUNDT

- **POINTS**
Season: 3 vs. Prairie View A&M (10/27/16)
Career: 3 vs. Prairie View A&M (10/27/16)
- **FIELD GOALS**
Season: 1 vs. Prairie View A&M (10/27/16)
Career: 1 vs. Prairie View A&M (10/27/16)
- **FIELD GOAL ATTEMPTS**
Season: 2 vs. Prairie View A&M (10/27/16)
Career: 2 vs. Prairie View A&M (10/27/16)
- **3-POINT FIELD GOALS**
Season: --
Career: --
- **3-POINT FIELD GOAL ATTEMPTS**
Season: 1 (4x) MR vs. Rutgers (12/27/16)
Career: 1 (4x) MR vs. Rutgers (12/27/16)
- **FREE THROWS**
Season: 1 vs. Prairie View A&M (10/27/16)
Career: 1 vs. Prairie View A&M (10/27/16)
- **FREE THROW ATTEMPTS**
Season: 1 vs. Prairie View A&M (10/27/16)
Career: 1 vs. Prairie View A&M (10/27/16)
- **REBOUNDS**
Season: 1 (2x) MR vs. Penn State (1/24/17)
Career: 1 (2x) MR vs. Penn State (1/24/17)
- **ASSISTS**
Season: --
Career: 1 vs. Siena (11/15/15)
- **BLOCKED SHOTS**
Season: 1 vs. Central Arkansas (11/11/16)
Career: 1 vs. Central Arkansas (11/11/16)
- **STEALS**
Season: --
Career: --
- **MINUTES**
Season: 5 vs. Florida A&M (12/23/16)
Career: 5 vs. Florida A&M (12/23/16)

21 • KHALIL IVERSON

- **POINTS**
Season: 16 at Marquette (12/10/16)
Career: 16 at Marquette (12/10/16)
- **FIELD GOALS**
Season: 5 (3x) MR at Michigan (2/16/17)
Career: 5 (3x) MR at Michigan (2/16/17)
- **FIELD GOAL ATTEMPTS**
Season: 7 (2x) MR at Michigan (2/16/17)
Career: 8 vs. Prairie View A&M (11/25/15)
- **3-POINT FIELD GOALS**
Season: 2 at Illinois (1/31/17)
Career: 2 at Illinois (1/31/17)
- **3-POINT FIELD GOAL ATTEMPTS**
Season: 2 (2x) MR at Illinois (1/31/17)
Career: 2 (4x) MR at Illinois (1/31/17)
- **FREE THROWS**
Season: 7 vs. Virginia Tech (3/16/17)
Career: 7 vs. Virginia Tech (3/16/17)
- **FREE THROW ATTEMPTS**
Season: 10 vs. Virginia Tech (3/16/17)
Career: 10 vs. Virginia Tech (3/16/17)
- **REBOUNDS**
Season: 7 (3x) MR vs. Virginia Tech (3/16/17)
Career: 7 (4x) MR vs. Virginia Tech (3/16/17)
- **ASSISTS**
Season: 3 vs. Virginia Tech (3/16/17)
Career: 3 (2x) MR vs. Virginia Tech (3/16/17)
- **BLOCKED SHOTS**
Season: 3 vs. Central Arkansas (11/11/16)
Career: 3 (3x) MR vs. Central Arkansas (11/11/16)
- **STEALS**
Season: 3 (2x) MR at Illinois (1/31/17)
Career: 3 (3x) MR at Illinois (1/31/17)
- **MINUTES**
Season: 25 at Marquette (12/10/16)
Career: 30 at Illinois (1/31/16)

22 • ETHAN HAPP

- **POINTS**
Season: 32 vs. Rutgers (12/28/17)
Career: 32 vs. Rutgers (12/28/17)
- **FIELD GOALS**
Season: 12 vs. Rutgers (12/28/17)
Career: 12 vs. Rutgers (12/28/17)
- **FIELD GOAL ATTEMPTS**
Season: 19 at Minnesota (1/21/17)
Career: 19 at Minnesota (1/21/17)
- **3-POINT FIELD GOALS**
Season: --
Career: --
- **3-POINT FIELD GOAL ATTEMPTS**
Season: --
Career: --
- **FREE THROWS**
Season: 8 (2x) MR vs. Northwestern (3/11/17)
Career: 10 (2x) MR vs. Illinois (2/21/16)
- **FREE THROW ATTEMPTS**
Season: 16 vs. Rutgers (12/28/17)
Career: 16 vs. Rutgers (12/28/17)
- **REBOUNDS**
Season: 15 vs. Georgetown (11/22/16)
Career: 15 (3x) MR vs. Georgetown (11/22/16)
- **ASSISTS**
Season: 6 (3x) MR at Michigan (2/16/17)
Career: 6 (3x) MR at Michigan (2/16/17)
- **BLOCKED SHOTS**
Season: 5 at Minnesota (1/21/17)
Career: 5 at Minnesota (1/21/17)
- **STEALS**
Season: 6 at Purdue (1/8/17)
Career: 6 (2x) MR at Purdue (1/8/17)
- **MINUTES**
Season: 38 at Minnesota (1/21/17)
Career: 43 at Syracuse (12/2/15)

24 • BRONSON KOENIG

- **POINTS**
Season: 28 vs. Virginia Tech (3/16/17)
Career: 28 vs. Virginia Tech (3/16/17)
- **FIELD GOALS**
Season: 9 (3x) MR vs. Virginia Tech (3/16/17)
Career: 9 (4x) MR vs. Virginia Tech (3/16/17)
- **FIELD GOAL ATTEMPTS**
Season: 21 vs. Virginia Tech (3/16/17)
Career: 21 vs. Virginia Tech (3/16/17)
- **3-POINT FIELD GOALS**
Season: 8 vs. Virginia Tech (3/16/17)
Career: 8 vs. Virginia Tech (3/16/17)
- **3-POINT FIELD GOAL ATTEMPTS**
Season: 17 vs. Virginia Tech (3/16/17)
Career: 17 vs. Virginia Tech (3/16/17)
- **FREE THROWS**
Season: 6 at Michigan State (2/26/17)
Career: 7 (2x) MR vs. Michigan State (1/17/16)
- **FREE THROW ATTEMPTS**
Season: 6 at Michigan State (2/26/17)
Career: 8 (2x) MR vs. Western Illinois (11/13/15)
- **REBOUNDS**
Season: 7 vs. Indiana (2/5/17)
Career: 7 (3x) MR vs. Indiana (2/5/17)
- **ASSISTS**
Season: 6 (2x) MR at Minnesota (1/21/17)
Career: 9 vs. Michigan State (3/15/15)
- **BLOCKED SHOTS**
Season: 2 (2x) MR vs. Northwestern (3/11/17)
Career: 2 (3x) MR vs. Northwestern (3/11/17)
- **STEALS**
Season: 3 (2x) MR vs. Indiana (3/10/17)
Career: 3 (2x) MR vs. Indiana (3/10/17)
- **MINUTES**
Season: 40- vs. Rutgers (12/28/17)
Career: 42 (2x) MR at Syracuse (12/2/15)

Career and Season Highs

25 • ALEX ILLIKAINEN

- **POINTS**
Season: 8 vs. Chicago State (11/17/16)
Career: 10 vs. Purdue (12/29/15)
- **FIELD GOALS**
Season: 2 (3x) MR vs. Ohio State (1/12/17)
Career: 4 at Penn State (1/21/16)
- **FIELD GOAL ATTEMPTS**
Season: 7 at Creighton (11/15/16)
Career: 7 (2x) MR at Creighton (11/15/16)
- **3-POINT FIELD GOALS**
Season: 2 (2x) MR vs. Ohio State (1/12/17)
Career: 2 (5x) MR vs. Ohio State (1/12/17)
- **3-POINT FIELD GOAL ATTEMPTS**
Season: 6 at Creighton (11/15/16)
Career: 6 at Creighton (11/15/16)
- **FREE THROWS**
Season: 4 (2x) MR vs. Rutgers (12/27/16)
Career: 4 (2x) MR vs. Rutgers (12/27/16)
- **FREE THROW ATTEMPTS**
Season: 4 (2x) MR vs. Rutgers (12/27/16)
Career: 4 (3x) MR vs. Rutgers (12/27/16)
- **REBOUNDS**
Season: 5 (2x) MR vs. Rutgers (12/27/16)
Career: 7 at Penn State (1/21/16)
- **ASSISTS**
Season: 1 (9x) MR vs. Northwestern (3/11/17)
Career: 2 at Michigan State (2/18/16)
- **BLOCKED SHOTS**
Season: 2 vs. Rutgers (12/27/16)
Career: 2 vs. Rutgers (12/27/16)
- **STEALS**
Season: 1 (3x) MR vs. Georgetown (11/22/16)
Career: 1 (9x) MR vs. Georgetown (11/22/16)
- **MINUTES**
Season: 21 at Creighton (11/15/16)
Career: 26 at Penn State (1/21/16)

30 • VITTO BROWN

- **POINTS**
Season: 16 vs. Penn State (1/24/17)
Career: 21 at Maryland (2/13/16)
- **FIELD GOALS**
Season: 6 vs. Penn State (1/24/17)
Career: 8 at Maryland (2/13/16)
- **FIELD GOAL ATTEMPTS**
Season: 11 (2x) MR vs. Michigan (1/17/17)
Career: 15 (2x) MR vs. Marquette (12/12/15)
- **3-POINT FIELD GOALS**
Season: 4 vs. North Carolina (11/23/16)
Career: 4 (2x) MR vs. North Carolina (11/23/16)
- **3-POINT FIELD GOAL ATTEMPTS**
Season: 6 (3x) MR vs. Villanova (3/18/17)
Career: 6 (8x) MR vs. Villanova (3/18/17)
- **FREE THROWS**
Season: 4 (2x) MR vs. Florida A&M (12/23/16)
Career: 6 (3x) MR vs. Green Bay (12/23/15)
- **FREE THROW ATTEMPTS**
Season: 4 (4x) MR vs. Indiana (2/5/17)
Career: 8 vs. Nicholls (12/13/14)
- **REBOUNDS**
Season: 8 (2x) MR vs. Northwestern (3/11/17)
Career: 16 vs. Texas A&M Corpus Christi (12/15/15)
- **ASSISTS**
Season: 3 (4x) MR vs. Minnesota (3/5/17)
Career: 4 at Iowa (2/24/16)
- **BLOCKED SHOTS**
Season: 3 vs. Rutgers (12/28/17)
Career: 3 (3x) MR vs. Rutgers (12/28/17)
- **STEALS**
Season: 2 at Nebraska (2/9/17)
Career: 2 (5x) MR at Nebraska (2/9/17)
- **MINUTES**
Season: 33 vs. Syracuse (11/29/16)
Career: 39 at Syracuse (12/2/15)

33 • ANDY VAN VLIET

- **POINTS**
Season: 9 vs. Florida A&M (12/23/16)
Career: 9 vs. Florida A&M (12/23/16)
- **FIELD GOALS**
Season: 3 vs. Florida A&M (12/23/16)
Career: 3 vs. Florida A&M (12/23/16)
- **FIELD GOAL ATTEMPTS**
Season: 5 vs. Florida A&M (12/23/16)
Career: 5 vs. Florida A&M (12/23/16)
- **3-POINT FIELD GOALS**
Season: 3 vs. Florida A&M (12/23/16)
Career: 3 vs. Florida A&M (12/23/16)
- **3-POINT FIELD GOAL ATTEMPTS**
Season: 3 vs. Florida A&M (12/23/16)
Career: 3 vs. Florida A&M (12/23/16)
- **FREE THROWS**
Season: 2 vs. Chicago State (11/17/16)
Career: 2 vs. Chicago State (11/17/16)
- **FREE THROW ATTEMPTS**
Season: 2 (2x) MR vs. Prairie View A&M (10/27/16)
Career: 2 (2x) MR vs. Prairie View A&M (10/27/16)
- **REBOUNDS**
Season: 5 (2x) MR vs. Florida A&M (12/23/16)
Career: 5 (2x) MR vs. Florida A&M (12/23/16)
- **ASSISTS**
Season: 2 vs. Florida A&M (12/23/16)
Career: 2 vs. Florida A&M (12/23/16)
- **BLOCKED SHOTS**
Season: 1 (2x) MR vs. Ohio State (1/12/17)
Career: 1 (2x) MR vs. Ohio State (1/12/17)
- **STEALS**
Season: --
Career: --
- **MINUTES**
Season: 8 (2x) MR vs. Florida A&M (12/23/16)
Career: 8 (2x) MR vs. Florida A&M (12/23/16)

Individual Career Statistics

Updated through March 18, 2017

Brown, Vitto

Season	gp-gs min/avg		Total		3-Point		F-Throws		Rebounds											Scoring	
			fg-fga	pct	fg-fga	pct	ft-fa	pct	off	def	tot	avg	pf	fo	ast	to	blk	stl	pts	avg	
2013-14	14-0	44/3.1	3-11	.273	0-0	.000	0-3	.000	0	12	12	0.9	5	0	3	2	0	0	6	0.4	
2014-15	34-0	214/6.3	26-59	.441	0-0	.000	10-17	.588	12	31	43	1.3	38	0	7	15	8	8	62	1.8	
2015-16	35-34	888/25.4	130-292	.445	38-95	.400	42-55	.764	60	114	174	5.0	86	2	29	40	19	19	340	9.7	
2016-17	36-36	751/20.9	89-225	.396	42-134	.313	23-31	.742	47	94	141	3.9	71	0	34	52	17	17	243	6.8	
TOTAL	119-70	1897/15.9	248-587	.422	80-229	.349	75-106	.708	119	251	370	3.1	200	2	73	109	44	44	651	5.5	

Ferris, Matt

			Total		3-Point		F-Throws		Rebounds											Scoring	
Season	gp-gs	min/avg	fg-fga	pct	fg-fga	pct	ft-fa	pct	off	def	tot	avg	pf	fo	ast	to	blk	stl	pts	avg	
2014-15	9-0	17/1.9	1-3	.333	0-1	.000	0-0	.000	3	2	5	0.6	1	0	0	1	1	1	2	0.2	
2016-17	11-0	11/1.0	0-5	.000	0-2	.000	0-0	.000	3	2	5	0.5	1	0	2	0	0	1	0	0.0	
TOTAL	20-0	28/1.4	1-8	.125	0-3	.000	0-0	.000	6	4	10	0.5	2	0	2	1	1	2	2	0.1	

Happ, Ethan

Season	gp-gs min/avg		Total		3-Point		F-Throws		Rebounds											Scoring	
			fg-fga	pct	fg-fga	pct	ft-fga	pct	off	def	tot	avg	pf	fo	ast	to	blk	stl	pts	avg	
2015-16	35-35	982/28.1	163-303	.538	0-0	.000	108-168	.643	88	190	278	7.9	106	1	44	76	32	63	434	12.4	
2016-17	36-36	997/27.7	209-358	.584	0-0	.000	78-158	.494	114	212	326	9.1	98	3	100	79	43	66	496	13.8	
TOTAL	71-71	1979/27.9	372-661	.563	0-0	.000	186-326	.571	202	402	604	8.5	204	4	144	155	75	129	930	13.1	

Hayes, Nigel

Season	gp-gs min/avg		Total		3-Point		F-Throws		Rebounds											Scoring	
			fg-fga	pct	fg-fga	pct	ft-fa	pct	off	def	tot	avg	pf	fo	ast	to	blk	stl	pts	avg	
2013-14	38-0	663/17.4	98-192	.510	0-0	.000	96-164	.585	34	72	106	2.8	99	1	36	45	20	32	292	7.7	
2014-15	40-40	1318/33.0	166-334	.497	40-101	.396	125-168	.744	85	162	247	6.2	76	1	79	51	16	34	497	12.4	
2015-16	35-35	1267/36.2	161-438	.368	39-133	.293	190-258	.736	69	135	204	5.8	71	0	104	79	14	39	551	15.7	
2016-17	36-36	1161/32.2	173-383	.452	21-69	.304	128-216	.593	81	158	239	6.6	64	0	98	60	14	27	495	13.8	
TOTAL	149-111	4409/29.6	598-1347	.444	100-303	.330	539-806	.669	269	527	796	5.3	310	2	317	235	64	132	1835	12.3	

Hill, Jordan

Season	gp-gs min/avg		Total		3-Point		F-Throws		Rebounds											Scoring	
			fg-fga	pct	fg-fga	pct	ft-fa	pct	off	def	tot	avg	pf	fo	ast	to	blk	stl	pts	avg	
2013-14	11-0	25/2.3	1-7	.143	1-4	.250	4-7	.571	1	2	3	0.3	5	0	1	2	0	0	7	0.6	
2015-16	30-1	467/15.6	33-87	.379	17-51	.333	4-6	.667	14	28	42	1.4	44	0	24	19	1	9	87	2.9	
2016-17	34-0	344/10.1	19-54	.352	9-35	.257	6-9	.667	7	31	38	1.1	25	0	16	8	1	6	53	1.6	
TOTAL	75-1	836/11.1	53-148	.358	27-90	.300	14-22	.636	22	61	83	1.1	74	0	41	29	2	15	147	2.0	

Illikainen, Alex

			Total		3-Point		F-Throws		Rebounds											Scoring	
Season	gp-gs	min/avg	fg-fga	pct	fg-fga	pct	ft-fa	pct	off	def	tot	avg	pf	fo	ast	to	blk	stl	pts	avg	
2015-16	33-0	324/9.8	26-63	.413	9-28	.321	10-15	.667	16	33	49	1.5	33	0	13	11	3	6	71	2.2	
2016-17	27-0	224/8.3	12-37	.324	4-16	.250	6-12	.500	16	24	40	1.5	19	0	9	5	3	3	34	1.3	
TOTAL	60-0	548/9.1	38-100	.380	13-44	.295	16-27	.593	32	57	89	1.5	52	0	22	16	6	9	105	1.8	

Iverson, Khalil

			Total		3-Point		F-Throws		Rebounds											Scoring	
Season	gp-gs	min/avg	fg-fga	pct	fg-fga	pct	ft-fa	pct	off	def	tot	avg	pf	fo	ast	to	blk	stl	pts	avg	
2015-16	34-0	443/13.0	33-70	.471	2-12	.167	19-36	.528	24	39	63	1.9	30	0	21	31	20	12	87	2.6	
2016-17	34-0	503/14.8	49-91	.538	4-13	.308	31-55	.564	42	66	108	3.2	34	0	22	32	19	18	133	3.9	
TOTAL	68-0	946/13.9	82-161	.509	6-25	.240	50-91	.549	66	105	171	2.5	64	0	43	63	39	30	220	3.2	

Individual Career Statistics

Updated through March 18, 2017

Koenig, Bronson

Season	gp-gs	min/avg	Total		3-Point		F-Throws		Rebounds				pf	fo	ast	to	blk	stl	Scoring	
			fg-fga	pct	fg-fga	pct	ft-fa	pct	off	def	tot	avg							pts	avg
2013-14	37-0	572/15.5	51-115	.443	22-67	.328	6-8	.750	18	28	46	1.2	50	0	41	18	3	11	130	3.5
2014-15	40-24	1152/28.8	115-278	.414	62-153	.405	56-69	.812	19	51	70	1.8	64	2	98	33	8	9	348	8.7
2015-16	35-35	1222/34.9	151-385	.392	83-213	.390	74-97	.763	13	84	97	2.8	76	2	84	52	6	14	459	13.1
2016-17	35-34	1088/31.1	177-419	.422	100-253	.395	55-61	.902	6	68	74	2.1	57	0	71	48	11	23	509	14.5
TOTAL	147-93	4034/27.4	494-1197	.413	267-686	.389	191-235	.813	56	231	287	2.0	247	4	294	151	28	57	1446	9.8

Moesch, Aaron

Season	gp-gs	min/avg	Total		3-Point		F-Throws		Rebounds				pf	fo	ast	to	blk	stl	Scoring	
			fg-fga	pct	fg-fga	pct	ft-fa	pct	off	def	tot	avg							pts	avg
2014-15	14-0	28/2.0	2-7	.286	0-1	.000	0-2	.000	2	4	6	0.4	4	0	3	2	1	0	4	0.3
2015-16	16-0	48/3.0	1-2	.500	0-0	.000	2-2	1.000	2	3	5	0.3	4	0	1	1	0	2	4	0.3
2016-17	18-0	40/2.2	1-4	.250	0-0	.000	1-2	.500	5	2	7	0.4	1	0	2	0	0	2	3	0.2
TOTAL	48-0	116/2.4	4-13	.308	0-1	.000	3-6	.500	9	9	18	0.4	9	0	6	3	1	4	11	0.2

Pritzl, Brevin

Season	gp-gs	min/avg	Total		3-Point		F-Throws		Rebounds				pf	fo	ast	to	blk	stl	Scoring	
			fg-fga	pct	fg-fga	pct	ft-fa	pct	off	def	tot	avg							pts	avg
2015-16	1-0	4/4.0	0-0	.000	0-0	.000	0-0	.000	0	0	0	0.0	0	0	0	1	0	0	0	0.0
2016-17	23-0	185/8.0	13-37	.351	5-20	.250	14-19	.737	14	12	26	1.1	18	0	2	5	0	7	45	2.0
TOTAL	24-0	189/7.9	13-37	.351	5-20	.250	14-19	.737	14	12	26	1.1	18	0	2	6	0	7	45	1.9

Schlundt, T.J.

Season	gp-gs	min/avg	Total		3-Point		F-Throws		Rebounds				pf	fo	ast	to	blk	stl	Scoring	
			fg-fga	pct	fg-fga	pct	ft-fa	pct	off	def	tot	avg							pts	avg
2015-16	5-0	4/0.8	0-0	.000	0-0	.000	0-0	.000	0	0	0	0.0	0	0	1	0	0	0	0	0.0
2016-17	13-0	21/1.6	1-6	.167	0-4	.000	1-1	1.000	1	1	2	0.2	1	0	0	0	1	0	3	0.2
TOTAL	18-0	25/1.4	1-6	.167	0-4	.000	1-1	1.000	1	1	2	0.1	1	0	1	0	1	0	3	0.2

Showalter, Zak

Season	gp-gs	min/avg	Total		3-Point		F-Throws		Rebounds				pf	fo	ast	to	blk	stl	Scoring	
			fg-fga	pct	fg-fga	pct	ft-fa	pct	off	def	tot	avg							pts	avg
2012-13	22-0	147/6.7	11-29	.379	2-10	.200	13-19	.684	13	10	23	1.0	18	0	12	8	1	7	37	1.7
2014-15	35-0	266/7.6	23-53	.434	2-14	.143	24-27	.889	18	27	45	1.3	38	0	16	5	4	10	72	2.1
2015-16	35-35	1099/31.4	90-198	.455	37-107	.346	45-56	.804	26	108	134	3.8	102	4	76	48	7	36	262	7.5
2016-17	36-36	1056/29.3	103-208	.495	48-122	.393	39-47	.830	28	72	100	2.8	96	3	63	39	11	53	293	8.1
TOTAL	128-71	2568/20.1	227-488	.465	89-253	.352	121-149	.812	85	217	302	2.4	254	7	167	100	23	106	664	5.2

Thomas IV, Charles

Season	gp-gs	min/avg	Total		3-Point		F-Throws		Rebounds				pf	fo	ast	to	blk	stl	Scoring	
			fg-fga	pct	fg-fga	pct	ft-fa	pct	off	def	tot	avg							pts	avg
2016-17	28-0	177/6.3	21-54	.389	2-6	.333	18-20	.900	14	22	36	1.3	40	0	6	17	4	0	62	2.2
TOTAL	28-0	177/6.3	21-54	.389	2-6	.333	18-20	.900	14	22	36	1.3	40	0	6	17	4	0	62	2.2

Trice, D'Mitrik

Season	gp-gs	min/avg	Total		3-Point		F-Throws		Rebounds				pf	fo	ast	to	blk	stl	Scoring	
			fg-fga	pct	fg-fga	pct	ft-fa	pct	off	def	tot	avg							pts	avg
2016-17	36-2	669/18.6	70-183	.383	38-90	.422	30-38	.789	7	62	69	1.9	48	0	62	36	3	19	208	5.8
TOTAL	36-2	669/18.6	70-183	.383	38-90	.422	30-38	.789	7	62	69	1.9	48	0	62	36	3	19	208	5.8

Van Vliet, Andy

Season	gp-gs	min/avg	Total		3-Point		F-Throws		Rebounds				pf	fo	ast	to	blk	stl	Scoring	
			fg-fga	pct	fg-fga	pct	ft-fa	pct	off	def	tot	avg							pts	avg
2016-17	14-0	48/3.4	6-17	.353	3-8	.375	3-4	.750	5	15	20	1.4	3	0	2	2	2	0	18	1.3
TOTAL	14-0	48/3.4	6-17	.353	3-8	.375	3-4	.750	5	15	20	1.4	3	0	2	2	2	0	18	1.3

Special Statistics

Updated through March 18, 2017

Game (Wis/Opp)	Pts in Paint	Pts off T/O	2nd Chance Pts	Fast Break Pts	Bench Pts
11/11/16 CENTRAL ARKANSAS	20 / 12	15 / 13	15 / 3	0 / 5	31 / 15
11/15/16 at Creighton	20 / 32	13 / 26	11 / 5	0 / 13	9 / 15
11/17/16 CHICAGO STATE	34 / 10	12 / 15	14 / 0	13 / 4	36 / 4
11/21/16 vs. Tennessee	32 / 32	12 / 15	7 / 10	6 / 8	7 / 25
11/22/16 vs. Georgetown	38 / 16	17 / 10	19 / 1	6 / 4	14 / 19
11/23/16 vs. North Carolina	16 / 36	8 / 11	1 / 10	4 / 0	13 / 8
11/27/16 PRAIRIE VIEW A&M	42 / 18	21 / 11	19 / 12	2 / 7	39 / 16
11/29/16 SYRACUSE	28 / 22	10 / 9	18 / 8	2 / 2	6 / 18
12/3/16 OKLAHOMA	24 / 24	24 / 4	10 / 7	2 / 6	20 / 24
12/7/16 IDAHO STATE	44 / 14	23 / 5	18 / 2	2 / 5	21 / 27
12/10/16 at Marquette	42 / 30	22 / 11	14 / 14	14 / 19	21 / 31
12/14/16 GREEN BAY	34 / 32	22 / 10	6 / 4	8 / 8	11 / 23
12/23/16 FLORIDA A&M	40 / 8	19 / 4	18 / 5	6 / 2	52 / 9
12/27/16 RUTGERS	26 / 18	18 / 13	15 / 18	6 / 8	11 / 10
1/3/17 at Indiana	32 / 38	23 / 9	5 / 15	6 / 11	7 / 27
1/8/17 at Purdue	34 / 20	14 / 7	6 / 7	0 / 0	12 / 22
1/12/17 OHIO STATE	42 / 22	16 / 5	28 / 9	4 / 4	31 / 15
1/17/17 MICHIGAN	32 / 16	11 / 13	9 / 7	6 / 0	9 / 11
1/21/17 at Minnesota	44 / 24	9 / 12	9 / 9	0 / 14	9 / 21
1/24/17 PENN STATE	28 / 10	17 / 8	18 / 9	2 / 4	16 / 21
1/28/17 vs. Rutgers	32 / 24	17 / 8	8 / 8	4 / 8	5 / 9
1/31/17 at Illinois	24 / 16	13 / 12	12 / 6	7 / 4	10 / 12
2/5/17 INDIANA	28 / 20	16 / 6	9 / 10	2 / 4	9 / 10
2/9/17 at Nebraska	26 / 24	15 / 10	13 / 7	0 / 4	8 / 17
2/12/17 NORTHWESTERN	12 / 26	8 / 16	8 / 8	5 / 5	14 / 4
2/16/17 at Michigan	36 / 24	15 / 17	10 / 2	4 / 6	13 / 6
2/19/17 MARYLAND	28 / 18	15 / 9	19 / 8	0 / 4	16 / 17
2/23/17 at Ohio State	18 / 22	11 / 9	9 / 4	0 / 0	26 / 32
2/26/17 at Michigan State	38 / 36	11 / 9	18 / 10	7 / 15	10 / 30
3/2/17 IOWA	24 / 24	10 / 6	10 / 8	2 / 2	4 / 24
3/5/17 MINNESOTA	28 / 20	6 / 8	12 / 9	0 / 5	11 / 11
3/10/17 vs. Indiana	22 / 26	13 / 10	11 / 14	0 / 3	13 / 12
3/11/17 vs. Northwestern	22 / 16	11 / 4	15 / 7	0 / 2	16 / 12
3/12/17 vs. Michigan	28 / 30	9 / 17	11 / 3	2 / 8	0 / 3
3/16/17 vs. Virginia Tech	26 / 32	9 / 8	18 / 10	2 / 4	19 / 33
3/18/17 vs. Villanova	32 / 22	10 / 19	13 / 12	2 / 2	3 / 24
RUNNING TOTAL	1,120 / 828	528 / 384	474 / 283	128 / 205	573 / 643

Team Superlatives

WISCONSIN

	HIGH	LOW
• Points	95 PRAIRIE VIEW A&M (11/27/16)	55 at Purdue (1/8/17)
• First-Half Points	47 PRAIRIE VIEW A&M (11/27/16)	20 2x; MR vs. Rutgers (1/28/17)
• Second-Half Points	58 at Marquette (12/10/16)	24 2x; MR vs. Michigan (3/12/17)
• Field Goals Made	36 OHIO STATE (1/12/17)	19 2x; MR NORTHWESTERN (2/12/17)
• Field Goal Attempts	73 OHIO STATE (1/12/17)	48 2x; MR INDIANA (2/5/17)
• Field Goal Percentage	.582 (32-55) at Marquette (12/10/16)	.333 (20-60) vs. Rutgers (1/28/17)
• 3-Point Field Goals Made	13 2x; MR vs. Virginia Tech (3/16/17)	2 2x; MR MARYLAND (2/19/17)
• 3-Point Field Goal Attempts	39 at Creighton (11/15/16)	12 MARYLAND (2/19/17)
• 3-Point Field Goal Pct. (min. 10 att.)	.556 (10-18) MINNESOTA (3/5/17)	.167 (2-12) MARYLAND (2/19/17)
• Free Throws Made	23 INDIANA (2/5/17)	2 at Illinois (1/31/17)
• Free Throw Attempts	37 MARYLAND (2/19/17)	5 at Creighton (11/15/16)
• Free Throw Pct. (min. 12 att.)	.783 (18-23) CENTRAL ARKANSAS (11/11/16)	.333 (5-15) OHIO STATE (1/12/17)
• Offensive Rebounds	21 OHIO STATE (1/12/17)	4 vs. North Carolina (11/23/16)
• Defensive Rebounds	38 FLORIDA A&M (12/23/16)	15 at Purdue (1/8/17)
• Total Rebounds	53 FLORIDA A&M (12/23/16)	22 at Purdue (1/8/17)
• Assists	23 FLORIDA A&M (12/23/16)	9 4x; MR IOWA (3/2/17)
• Blocked Shots	6 5x; MR vs. Rutgers (1/28/17)	0 vs. Indiana (3/10/17)
• Steals	13 vs. Green Bay (12/14/16)	4 8x; MR vs. Villanova (3/18/17)
• Turnovers	18 vs. Tennessee (11/21/16)	5 OKLAHOMA (12/3/16)
• Fouls	25 at Nebraska (2/9/17)	11 2x; MR vs. Northwestern (3/11/17)

OPPONENTS

	HIGH	LOW
• Points	84 2x; MR at Michigan State (2/26/17)	37 FLORIDA A&M (12/23/16)
• First-Half Points	44 at Ohio State (2/23/17)	16 IDAHO STATE (12/7/16)
• Second-Half Points	56 at Creighton (11/15/16)	15 FLORIDA A&M (12/23/16)
• Field Goals Made	30 at Minnesota (1/21/17)	14 FLORIDA A&M (12/23/16)
• Field Goal Attempts	64 at Minnesota (1/21/17)	45 MARYLAND (2/19/17)
• Field Goal Percentage	.563 (27-48) vs. Michigan (3/12/17)	.259 (14-54) FLORIDA A&M (12/23/16)
• 3-Point Field Goals Made	10 4x; MR vs. Michigan (3/12/17)	3 4x; MR vs. Northwestern (3/11/17)
• 3-Point Field Goal Attempts	23 4x; MR vs. Michigan (3/12/17)	10 vs. Rutgers (1/28/17)
• 3-Point Field Goal Pct. (min. 10 att.)	.625 (10-16) at Ohio State (2/23/17)	.214 (3-14) vs. Northwestern (3/11/17)
• Free Throws Made	23 at Ohio State (2/23/17)	0 PRAIRIE VIEW A&M (11/27/16)
• Free Throw Attempts	27 at Ohio State (2/23/17)	3 PRAIRIE VIEW A&M (11/27/16)
• Free Throw Pct. (min. 12 att.)	1.000 (12-12) vs. North Carolina (11/23/16)	.385 (5-13) IDAHO STATE (12/7/16)
• Offensive Rebounds	20 at Nebraska (2/9/17)	1 vs. Georgetown (11/22/16)
• Defensive Rebounds	34 vs. Rutgers (1/28/17)	15 PRAIRIE VIEW A&M (11/27/16)
• Total Rebounds	50 at Nebraska (2/9/17)	20 CHICAGO STATE (11/17/16)
• Assists	19 at Minnesota (1/21/17)	4 OKLAHOMA (12/3/16)
• Blocked Shots	10 OHIO STATE (1/12/17)	0 2x; MR vs. Northwestern (3/11/17)
• Steals	9 2x; MR IOWA (3/2/17)	1 OKLAHOMA (12/3/16)
• Turnovers	22 at Nebraska (2/9/17)	6 NORTHWESTERN (2/12/17)
• Fouls	25 3x; MR MARYLAND (2/19/17)	13 4x; MR vs. Michigan (3/12/17)

MISCELLANEOUS

	HIGH	SECOND-HIGHEST
• UW's Largest Deficit Overcome in Win	9 (41-32, 3:22 2H) vs. Rutgers (1/28/17)	8; 3x MR (38-30, 12:40 2H) MICHIGAN (1/17/17)
• UW's Largest Deficit Overcome in Win (2nd Half)	9 (41-32, 3:22 2H) vs. Rutgers (1/28/17)	8 (38-30, 12:40 2H) MICHIGAN (1/17/17)
• UW's Largest Lead Surrendered in Loss	9 (54-45, 4:15 2H) IOWA (3/2/17)	8; 3x MR (38-30, 17:35 2H) at Michigan (2/16/17)
• UW's Largest Lead Surrendered in Loss (2nd Half)	9 (54-45, 4:15 2H) IOWA (3/2/17)	8 (38-30, 17:35 2H) at Michigan (2/16/17)
• UW's Largest Halftime Lead	21 FLORIDA A&M (12/23/16)	20 PRAIRIE VIEW A&M (11/27/16)
• UW's Largest Halftime Deficit	7 IOWA (3/2/17)	6 MARYLAND (2/19/17)
• UW's Largest Lead	56 (90-34, :30 2H) FLORIDA A&M (12/23/16)	45 (95-50, :18 2H) PRAIRIE VIEW A&M (11/27/16)
• UW's Largest Deficit	25 (69-44, 2:28 2H) vs. North Carolina (11/23/16)	20 (77-57, 4:39 2H) at Ohio State (2/23/17)

Individual Superlatives

WISCONSIN

HIGH

SECOND-HIGHEST

• Points	31	Ethan Happ (vs. Rutgers - 1/28/17)	28	3x; MR Bronson Koenig (vs. Virginia Tech - 3/16/17)
• Field Goals Made	12	Ethan Happ (vs. Rutgers - 1/28/17)	11	Ethan Happ (at Minnesota - 1/21/17)
• Field Goal Attempts	22	Nigel Hayes (at Michigan State - 2/26/17)	21	Bronson Koenig (vs. Virginia Tech - 3/16/17)
• Field Goal Pct. (min. 5 made)	1.000 (5-5)	Nigel Hayes (P. VIEW A&M - 11/27/16)	.857 (6-7)	Ethan Happ (vs. Tennessee - 11/21/16)
• 3-Point Field Goals Made	8	Bronson Koenig (vs. Virginia Tech - 3/16/17)	6	Bronson Koenig (SYRACUSE - 11/29/16)
• 3-Point Field Goal Attempts	17	Bronson Koenig (vs. Virginia Tech - 3/16/17)	13	Bronson Koenig (at Creighton - 11/15/16)
• 3-Point FG Pct. (min. 3 made)	1.000 (5-5)	Bronson Koenig (at Indiana - 1/3/17)	.800 (4-5)	2x; MR D'Mitrik Trice (FA&M - 12/23/16)
• Free Throws Made	10	2x; MR Nigel Hayes (RUTGERS - 12/27/16)	9	Nigel Hayes (MARYLAND - 2/19/17)
• Free Throw Attempts	16	Ethan Happ (vs. Rutgers - 1/28/17)	14	Nigel Hayes (MARYLAND - 2/19/17)
• Free Throw Pct. (min. 5 made)	1.000	4x; MR Bronson Koenig (6-6) (at Michigan State - 2/26/17)	.889 (8-9)	Nigel Hayes (vs. Virginia Tech - 3/16/17)
• Offensive Rebounds	8	Ethan Happ (vs. Georgetown - 11/22/16)	6	7x; MR Nigel Hayes (vs. Virginia Tech - 3/16/17)
• Defensive Rebounds	9	3x; MR Ethan Happ (vs. Northwestern - 3/11/17)	8	11x; MR Ethan Happ (MINNESOTA - 3/5/17)
• Total Rebounds	15	Ethan Happ (vs. Georgetown - 11/22/16)	14	Ethan Happ (at Nebraska - 2/9/17)
• Assists	10	Nigel Hayes (SYRACUSE - 11/29/16)	7	D'Mitrik Trice (CHICAGO STATE - 11/17/16)
• Blocked Shots	5	Ethan Happ (at Minnesota - 1/21/17)	3	6x; MR Ethan Happ (vs. Virginia Tech - 3/16/17)
• Steals	6	2x; MR Ethan Happ (at Purdue - 1/8/17)	5	Ethan Happ (MARYLAND - 2/19/17)
• Turnovers	5	2x; MR Nigel Hayes (IOWA - 3/2/17)	4	8x; MR Ethan Happ (MINNESOTA - 3/5/17)
• Fouls	5	6x; MR Zak Showalter (vs. Virginia Tech - 3/16/17)	4	31x; MR 2 Players (vs. Villanova - 3/18/17)

OPPONENTS

HIGH

SECOND-HIGHEST

• Points	27	Melo Trimble (MARYLAND - 2/19/17)	26	Fred Sims Jr. (CHICAGO STATE - 11/17/16)
• Field Goals Made	10	2x; MR Bryant McIntosh (NORTHWESTERN - 2/12/17)	9	4x; MR Nick Ward (at Michigan State - 2/26/17)
• Field Goal Attempts	23	Bryant McIntosh (NORTHWESTERN - 2/12/17)	22	Fred Sims Jr. (CHICAGO STATE - 11/17/16)
• Field Goal Pct. (min. 5 made)	.833 (5-6)	Justin Patton (at Creighton - 11/15/16)	.800 (8-10)	Zach LeDay (vs. Virginia Tech - 3/16/17)
• 3-Point Field Goals Made	6	Fred Sims Jr. (CHICAGO STATE - 11/17/16)	4	10x; MR Ty Outlaw (vs. Virginia Tech - 3/16/17)
• 3-Point Field Goal Attempts	11	Fred Sims Jr. (CHICAGO STATE - 11/17/16)	9	4x; MR Derrick Walton Jr. (vs. Michigan - 3/12/17)
• 3-Point FG Pct. (min. 3 made)	1.000 (4-4)	2x; MR C.J. Jackson (at Ohio State - 2/23/17)	.800 (4-5)	2x; MR Nicholas Baer (IOWA - 3/2/17)
• Free Throws Made	10	JaQuan Lyle (at Ohio State - 2/23/17)	9	Justin Robinson (vs. Virginia Tech - 3/16/17)
• Free Throw Attempts	11	Maurice Watson, Jr. (at Creighton - 11/15/16)	10	6x; MR Josh Hart (vs. Villanova - 3/18/17)
• Free Throw Pct. (min. 5 made)	1.000 (6-6)	4x; MR Derrick Walton Jr. (vs. Michigan - 3/12/17)	.900 (9-10)	Justin Robinson (vs. Virginia Tech - 3/16/17)
• Offensive Rebounds	6	2x; MR Nick Ward (at Michigan State - 2/26/17)	5	2x; MR Jae'Sean Tate (at Ohio State - 2/23/17)
• Defensive Rebounds	13	Kennedy Meeks (vs. North Carolina - 11/23/16)	12	Caleb Swanigan (at Purdue - 1/8/17)
• Total Rebounds	16	Kennedy Meeks (vs. North Carolina - 11/23/16)	13	2x; MR Ed Morrow Jr. (at Nebraska - 2/9/17)
• Assists	10	2x; MR Nate Mason (at Minnesota - 1/21/17)	8	2x; MR Cassius Winston (at Michigan State - 2/26/17)
• Blocked Shots	5	2x; MR Reggie Lynch (MINNESOTA - 3/5/17)	4	Trevor Thompson (OHIO STATE - 1/12/17)
• Steals	4	2x; MR C.J. Jackson (at Ohio State - 2/23/17)	3	7x; MR Donte DiVincenzo (vs. Villanova - 3/18/17)
• Turnovers	8	Caleb Swanigan (at Purdue - 1/8/17)	6	Ja'Donta Blakley (P. VIEW A&M - 11/27/16)
• Fouls	5	14x; MR Zach LeDay (vs. Virginia Tech - 3/16/17)	4	44x; MR Eric Paschall (vs. Villanova - 3/18/17)

The Last Time Wisconsin...

Wisconsin Team

UW ranked No. 1 in AP Top 25: Feb. 19, 2007
UW ranked in AP Top 25: No. 24 (3/6/17)
UW ranked in USA Today Coaches Poll: No. 23 (3/6/17)
Played AP No. 1-ranked opponent: Win vs. Villanova, 65-62, (3/18/17)
Defeated AP No. 1-ranked opponent: Villanova, 65-62, (3/18/17)
Played AP No. 2-ranked opponent: Win at Maryland, 70-57, (2/13/16)
Defeated opponent ranked 3-10 by AP: No. 9 Xavier, 66-63 (3/20/16)
Defeated opponent ranked 11-25 by AP: No. 23 Maryland, 71-60 (2/19/17)
Defeated AP Top 25 opponent on the road: No. 25 Indiana, 75-68 (1/3/17)

Scoring

Scored 20 or more points: 28, Bronson Koenig vs. Virginia Tech (3/16/17)
Scored 30 or more points: 32, Ethan Happ vs. Rutgers (1/28/17)
Scored 40 or more points: 43, Frank Kaminsky vs. North Dakota (11/19/13)
Two or more Badgers scored 30 points, same game: Joe Franklin (31) and Chuck Nagle (30) vs. Purdue (3/2/68) — only other time this happened in school history was Jack Brens (31) and Ken Siebel (31) vs. Utah (12/28/62)
Two or more Badgers scored 20 points, same game: Nigel Hayes (21), Ethan Happ (20) vs. Maryland (2/19/17)
Three or more Badgers scored 20 points, same game: Jon Leuer (24), Josh Gasser (21), Jordan Taylor (20), vs. PVAMU (11/14/10)
Scored 20 points in one half: Ethan Happ (22 in 2nd) at Minnesota (1/21/17)
Scored 20 points/two straight games: Ethan Happ (22 at Michigan, 2/16/19; 20 vs. Maryland, 2/19/17)
Scored 20 points/three straight games: Frank Kaminsky (29 vs. Arizona, 3/28/15; 20 vs. Kentucky, 4/4/15; 21 vs. Duke, 4/6/15)
Scored 20 points/four straight games: Jordan Taylor (28 vs. Indiana, 1/20/11; 22 vs. Illinois, 1/15/11; 21 at Michigan State, 1/11/11; 20 vs. Michigan, 1/5/11)
Scored 30 points/two straight games: Michael Finley (30 at Michigan, 1/29/94; 32 vs. Michigan State, 2/2/94)
No Badger scored in double figures: vs. Marquette (12/8/12)
One Badger scored in double figures: Nigel Hayes (20) at Oklahoma (11/29/15)
Four players scored in double figures: Nigel Hayes (19), Bronson Koenig (17), Ethan Happ (12), Vitto Brown (10) vs. Villanova (3/18/17)
Five players scored in double figures: Bronson Koenig (16), Ethan Happ (14), D'Mitrik Trice (13), Zak Showalter (1), Nigel Hayes (10) vs. Indiana (3/10/17)
Six players scored in double figures: Koenig (18), Hayes (17), Iverson (16), Brown (15), Happ (11), Showalter (11) vs. Marquette (12/10/16)
UW Scored 70 or more points: 84, vs. Virginia Tech (3/16/17)
UW Scored 80 or more points: 84, vs. Virginia Tech (3/16/17)
UW Scored 90 or more points: 90, vs. Florida A&M (12/23/16)
UW Scored 100 or more points: 103, vs. North Dakota (11/19/13)

Field Goal Shooting

Shot 90 percent or better (min. 10 att.): .900 (9-10), Carlton McGee vs. Michigan (2/26/92)
UW shot 50 percent or better: .531, vs. Villanova (3/18/17)
UW shot 60 percent or better: .604, vs. Indiana (2/3/15)
UW shot 70 percent or better: .744, vs. Army (12/30/79)
UW made 30 or more field goals: 31, at Minnesota (1/21/17)
UW made 40 or more field goals: 42, vs. Iowa (3/9/94)
UW made 50 or more field goals: Has not happened
UW attempted 60 or more field goals: 60, vs. Virginia Tech (3/16/17)
UW attempted 70 or more field goals: 73, vs. Ohio State (1/12/17)
UW attempted 80 or more field goals: 83, vs. Northwestern (1/28/95)
UW attempted 100 or more field goals: 102, vs. South Dakota (12/9/72)

3-Point Field Goal Shooting

Made 5 or more 3-point field goals: 8, Bronson Koenig vs. Virginia Tech (3/16/17)
UW shot 40 percent or better (min. 8 att.): .419, vs. Virginia Tech (3/16/17)
UW shot 50 percent or better (min. 8 att.): .556, vs. Minnesota (3/5/17)
UW shot 60 percent or better (min. 8 att.): .611, vs. Nebraska (2/10/16)
UW shot 70 percent or better (min. 8 att.): .727, at Indiana (2/25/10)
UW shot 80 percent or better (min. 8 att.): .889, vs. North Dakota St. (12/10/86)
UW shot 90 percent or better (min. 8 att.): .900, at Illinois (1/25/97)
UW made 10 or more 3-point field goals: 13, vs. Virginia Tech (3/16/17)
UW made 15 or more 3-point field goals: 16, vs. Presbyterian (11/20/12)
UW attempted 30 or more 3-point field goals: 31, vs. Virginia Tech (3/16/17)
UW attempted 40 or more 3-point field goals: 40, vs. Temple (12/3/01)

Double-Double / Triple-Double

Had a triple-double: Josh Gasser (10 pts, 12 reb, 10 ast) at Northwestern (1/23/11)
Had a double-double (Pts/Ast): Jordan Taylor (15 pts, 10 ast) vs. Green Bay (12/7/11)
Had a double-double (Pts/Reb): Nigel Hayes 16 pts, 10 reb, vs. Virginia Tech (3/16/17)
Had a double-double (Ast/Reb): Nigel Hayes (10 ast, 11 reb) vs. Syracuse (11/29/16)
Had a double-double in consecutive games: Nigel Hayes: 18p, 10r vs. NU (3/11/17); 14pt, 11r vs. UM (3/12/17); 16p, 10r vs. VT (3/16/17)
Two with double-double: Happ (14p, 11r), Hayes (14p, 11r) vs. Michigan (3/12/17)

Free Throw Shooting

Perfect at the FT line (min. 10 att.): 10-10, Nigel Hayes vs. Rutgers (12/27/16)
UW shot 80 percent or better (min. 12 att.): .800, vs. Michigan (2/28/16)
UW shot 90 percent or better (min. 12 att.): .917, at Syracuse (12/2/15)
UW shot 100 percent (min. 12 att.): 14-14, at Michigan State (2/16/12)
UW made 20 or more free throws: 21, vs. Maryland (2/19/17)
UW made 30 or more free throws: 30, vs. Minnesota (2/13/14)
UW made 40 or more free throws: 40, vs. Minnesota (1/12/53)
UW attempted 30 or more free throws: 37, vs. Maryland (2/19/17)
UW attempted 40 or more free throws: 42, at Illinois (2/3/13)
UW attempted 50 or more free throws: 50, at Indiana (2/12/62)
UW attempted 60 or more free throws: 61, at Michigan (2/21/53)

Rebounds

Had 10 or more rebounds: 10, Nigel Hayes vs. Virginia Tech (3/16/17)
Had 15 or more rebounds: 15, Ethan Happ vs. Georgetown (11/22/16)
Had 20 or more rebounds: 25, Joe Chmrelch vs. St. Mary's (12/2/76)
Had 30 or more rebounds: 30, Paul Morrow vs. Purdue (1/3/53)
Had 10 or more reb. in consecutive games: Nigel Hayes: 10, 11, 10 (3/11; 3/12; 3/16/17)
UW had 40 or more rebounds: 40, vs. Minnesota (3/5/17)
UW had 50 or more rebounds: 53, vs. Florida A&M (12/23/16)

Assists

Had 10 or more assists: 10, Nigel Hayes vs. Syracuse (11/29/16)
Had 15 or more assists: Has not happened
UW had 20 or more assists: 23, vs. Florida A&M (12/23/16)
UW had 30 or more assists: 30, vs. Iowa (3/9/94)

Blocked Shots

Had 5 or more blocked shots: 5, Ethan Happ at Minnesota (1/21/17)
Had 10 or more blocked shots: Has not happened
UW had 10 or more blocked shots: 10, vs. Indiana (3/16/13)
UW had 15 or more blocked shots: Has not happened

Steals

Had 5 or more steals: 5, Ethan Happ vs. Maryland (2/19/17)
Had 10 or more steals: 10, Mike Kelley vs. Texas (12/7/99)
UW had 10 or more steals: 10, at Nebraska (2/9/17)
UW had 15 or more steals: 16, (2x) MR vs. California (12/2/12)

Turnovers

UW had 1 or fewer turnovers: 1, vs. Iowa (1/20/15)
UW had 5 or fewer turnovers: 5, vs. Oklahoma (12/3/16)
Opponent committed 15 or more turnovers: 19, vs. Iowa (3/2/17)
Opponent committed 20 or more turnovers: 22, at Nebraska (2/9/17)

Overtime

Won a game in overtime: at Nebraska, (70-69), 2/9/17
Lost a game in overtime: at Minnesota (53-58), 2/14/13
Played a 2-overtime game: vs. Iowa (74-70), 2/6/13
Played a 3-overtime game: vs. Indiana (85-86), 2/16/87
Played in consecutive OT games: (3) vs. Iowa (2/6/13), vs. Mich. (2/9/13), at Minn. (2/14/13)

Miscellaneous

Hit a buzzer beater: vs. Xavier, 3/20/16 (Bronson Koenig hits fadeaway 3PT in corner, UW 66-63)
Won after trailing by at least 10 pts in second half: 13 vs. Illinois, 2/21/16 (down 46-33, 12:22 remaining - won 69-60)
Won after trailing by at least 15 pts in second half: 15 vs. Ohio State, 2/12/11 (down 47-32, 13:21 remaining - won 71-67)
UW scored 10 straight points or more: 10-0 (17:21 - 14:09 2H) vs. Minnesota (3/5/17)
UW scored 15 straight points or more: 15-0 (6:29 - 2:27 2H) vs. Michigan (1/17/17)
UW held opp. scoreless 5:00 or longer: 5:14 (20:00 - 14:46 1H) vs. Indiana (2/5/17)
UW held opp. scoreless for 8:00 or longer: 9:19 (17:38 - 8:19 1H), vs. Chicago St. (11/17/16)

All-Time UW NCAA Tournament Summaries

1941

UW 51 • Dartmouth 50

March 21, 1941 • Madison, Wis. • UW Field House (12,500)

The Badgers began their quest for the national championship by rallying in the second half to down Dartmouth in the NCAA East Regional at the UW Field House. The lead changed hands four times in the first half before Dartmouth assumed a 24-22 lead at intermission. The Big Green managed to stay ahead or even through the first 15 minutes of the second half. The score was knotted at 42-42 with 8:00 left when three-time Ivy League scoring champion Gus Broberg scored inside to give Dartmouth a 44-42 lead. The Badgers tied it again on a hook shot by Charles Epperson, then took their first lead since early in the game on an inside basket by Gene Englund. Englund scored again minutes later, and John Kotz added a pair of free throws to put Wisconsin up 51-46 with just over a minute remaining. Dartmouth scored the game's final four points, including a desperation field goal from near half-court as the final gun sounded. Englund (18) and Kotz (15) led the Badgers in scoring.

DARTMOUTH	FG	FT	PTS
Broberg	9-33	2-2	20
Munroe	7-15	1-2	15
Olsen	1-11	0-1	2
Pearson	0-4	1-1	1
Skaug	4-13	2-3	10
Else	0-2	0-0	0
Shaw	0-0	0-1	0
Parmer	1-2	0-0	2
Horner	0-0	0-0	0
TOTALS	22-80	6-10	50
	(.275)	(.600)	

WISCONSIN	FG	FT	PTS
Kotz	5-10	5-9	15
Epperson	4-11	0-0	8
Englund	6-21	6-7	18
Strain	0-6	1-3	1
Rehm	2-5	5-5	9
Timmerman	0-0	0-0	0
Alwin	0-0	0-0	0
TOTALS	17-53	17-24	51
	(.321)	(.708)	

SCORING BY HALVES

Dartmouth	24	26	50
Wisconsin	22	29	51

UW 36 • Pittsburgh 30

March 22, 1941 • Madison, Wis. • UW Field House (14,000)

Wisconsin avenged a 36-34 home loss to Pittsburgh earlier in the season with a 36-30 victory over the Panthers in the NCAA East Regional title game at the UW Field House. The Badgers jumped to a 10-5 lead and were in front 12-9 before Pittsburgh's Eddie Straloski scored six straight points to give the Panthers a 15-12 lead. Pittsburgh led 18-14 at halftime and built its lead to 23-18 early in the second period. The Badgers scored the next six points to go up 24-23, getting a basket from Gene Englund and a field goal and two free throws from John Kotz. They built the lead to 29-25 and eventually extended the margin to 36-26 to win handily. Wisconsin outscored the Panthers 16-6 from the free throw line, going to the stripe 20 times compared to Pittsburgh's seven. Englund was 7 of 8 from the line and finished with 11 points, while Kotz made all four charity tosses and totaled 10 points. Straloski paced the Panthers with 12 points.

PITTSBURGH	FG	FT	PTS
Straloski	6-21	0-0	12
Klein	0-3	0-0	0
Kocheran	1-11	2-2	4
Port	1-4	2-3	4
Milanovich	2-4	0-0	4
Paffrath	1-5	1-1	3
Malarkey	1-8	1-1	3

Ziolkowski	0-5	0-0	0
Egan	0-2	0-0	0
TOTALS	12-63	6-7	30
	(.190)	(.857)	

WISCONSIN	FG	FT	PTS
Kotz	3-18	4-4	10
Epperson	2-6	3-4	7
Englund	2-11	7-8	11
Timmerman	0-0	0-1	0
Strain	2-4	0-1	4
Rehm	1-2	2-2	4
Scott	0-2	0-0	0
TOTALS	10-43	16-20	36
	(.233)	(.800)	

SCORING BY HALVES

Pittsburgh	18	12	30
Wisconsin	14	22	36

UW 39 • Washington State 34

March 29, 1941 • Kansas City, Mo. • Municipal Aud. (7,219)

Wisconsin's 15th consecutive win -- a five-point decision over Washington State -- netted the Badgers the NCAA crown. The Cougars led 10-8 and 12-9, but the Badgers rallied to take a 13-12 lead on a pair of baskets by John Kotz and never trailed again. Wisconsin took a 21-17 lead to the locker room at halftime. Kirk Gebert scored Washington State's first three field goals in the second period to help the Cougars pull even at 24-24, but free throws by Kotz and Ted Strain and baskets by Gene Englund and Charles Epperson gave the Badgers a comfortable 30-24 lead. Gebert pitched in three more field goals to help the Cougars narrow the margin to 34-32, but the Badgers nailed down the title on a field goal by Kotz and a free throw by Strain. Englund had 13 points to pace the victors, while Kotz totaled 12 points and was selected tournament MVP. Gebert led the Cougars with a game-high 21 points. Wisconsin ended the season with a 20-3 record.

WASHINGTON STATE	FG	FT	PTS
Gentry	0-7	1-2	1
Gilberg	1-7	0-2	2
Butts	1-6	1-1	3
Lindeman	0-5	3-4	3
Zimmerman	0-1	0-0	0
Gebert	10-24	1-2	21
Hunt	0-3	0-0	0
Sundquist	2-9	0-0	4
Hooper	0-1	0-0	0
TOTALS	14-63	6-11	34
	(.222)	(.545)	

WISCONSIN	FG	FT	PTS
Epperson	2-13	0-0	4
Schrage	0-0	0-0	0
Kotz	5-22	2-3	12
Englund	5-12	3-3	13
Timmerman	1-2	0-0	2
Rehm	2-10	0-1	4
Strain	0-7	2-2	2
Alwin	1-1	0-0	2
TOTALS	16-67	7-9	39
	(.239)	(.778)	

SCORING BY HALVES

Washington State	17	17	34
Wisconsin	21	18	39

1947

City College of New York 70 • UW 56

March 20, 1947 • New York • Madison Sq. Garden (18,000)

City College of New York used an impressive second-half rally to carry themselves to a 70-56 win at Madison Square Garden in the opening round of the East Regional. The Badgers seemed in command in the first half, jumping to a 13-2 lead, extending the edge to 26-10 and cruising to a 37-27 halftime advantage. The second half, however, was

dominated by CCNY. The Beavers began with a 12-2 run that tied the game at 39-39. The lead see-sawed for a few minutes before CCNY took the lead for good at 48-47. The Beavers pulled steadily away and rolled to an easy victory. The victors outscored UW 43-19 in the final period, including a 24-9 run during one stretch. Irwin Dambrot led CCNY with a game-high 16 points, including 11 in the second half, while Exner Menzel paced the Badgers with 15 points.

CCNY	FG	FT	PTS
Trub'witz	0	0-0	0
Galiber	0	4-6	4
Dambrot	6	4-5	16
Malamed	6	1-1	13
Shapiro	0	1-2	1
Finestone	4	1-1	9
Farbman	2	2-3	6
Schmones	3	1-2	7
Jameson	5	0-0	10
Finger	2	0-0	4
TOTALS	28	14-20	70
		(.700)	

WISCONSIN	FG	FT	PTS
Cook	5	3-4	13
Menzel	5	5-8	15
Falls	0	0-0	0
Pokrzywinski	0	0-0	0
Hertz	1	0-0	2
Mills	2	2-3	6
Rehfeldt	2	0-2	4
Haarlow	0	1-1	1
Selbo	6	0-0	12
Lautenbach	1	0-0	2
Krueger	0	1-1	1
Mader	0	0-0	0
TOTALS	22	12-19	56
		(.632)	

SCORING BY HALVES

CCNY	27	43	70
Wisconsin	37	19	56

UW 50 • Navy 49

March 22, 1947 • New York • Madison Sq. Garden (NA)

Glen Selbo's basket in the final seconds propelled the Badgers to a 50-49 win over the Midshipmen in the East Regional consolation game. Wisconsin led by as many as eight points in the first half and held a 29-24 lead at intermission, but the Middies rallied and went ahead 36-35 on a rebound basket by Bobby Searle and a free throw by Charles Sheehan. Bobby Cook put the Badgers back in front with a long basket and a free throw. Wisconsin extended the lead to 45-38 and appeared in command until Navy staged one final rally and cut the margin to 48-47. A rebound basket by Johnny Barrow pushed Navy in front, 49-48, setting the stage for Selbo's game-winner. Cook led the Badgers with a game-high 21 points, while Ken Shugart and Cy Waldrop paced the Navy attack with 14 and 13 points, respectively. Wisconsin ended the season with a 16-6 record.

NAVY	FG	FT	PTS
Robbins	2	0-0	4
Shugart	6	2-2	14
Waldrop	6	1-2	13
Barrow	2	1-2	5
Dick	0	1-1	1
Searle	3	1-3	7
Sheehan	1	1-2	3
Woods	0	0-0	0
Rensberger	0	0-1	0
Eliopolus	1	0-0	2
TOTALS	21	7-13	49
		(.538)	

WISCONSIN	FG	FT	PTS
Cook	10	1-1	21
Menzel	2	1-2	5
Mills	0	2-3	2
Selbo	3	2-4	8
Lautenbach	2	2-2	6
Rehfeldt	1	0-0	2

Haarlow	2	2-4	6
TOTALS	20	10-16	50
		(.625)	

SCORING BY HALVES

Navy	24	25	49
Wisconsin	29	21	50

1994

(9) UW 80 • (8) Cincinnati 72

March 17, 1994 • Ogden, Utah • Dee Events Center (12,126)
Playing in their first NCAA tournament since 1947, the ninth-seeded Badgers posted a first-round victory over 25th-ranked and eighth-seeded Cincinnati. Wisconsin was led by Michael Finley (22 points, four assists, three steals) and Rashard Griffith (22 points, 15 rebounds). Griffith, who entered the game as a 56 percent free throw shooter, was 12 of 14 from the line. The Badgers jumped to a 10-2 lead, extended the advantage to 36-23 and were up 40-32 at halftime. Cincinnati rallied to take a 55-54 lead with just under 10 minutes left, but the Badgers went on a 22-12 run to put the game out of reach. Wisconsin outshot Cincinnati .455-.381 from the field and outrebounded the Bearcats 40-38. Dontonio Wingfield paced Cincinnati with 20 points and 10 rebounds.

UW	MP	FG	3P	FT	R	F	A	TO	B	S	TP
Kelley	17	1-4	0-0	1-3	3	4	0	1	0	1	3
Roberts	16	3-4	2-2	1-2	2	1	1	1	0	0	9
Hoskins	12	1-1	0-0	2-2	1	0	1	1	0	1	4
Webster	30	2-9	0-4	0-0	3	1	6	3	0	2	4
Kilbride	30	2-8	2-8	2-2	5	5	1	2	0	2	8
Finley	34	7-13	4-8	4-5	3	3	4	3	1	3	22
Johnson	3	0-0	0-0	0-0	0	1	0	0	0	0	0
Griffith	37	5-9	0-0	12-14	15	0	2	4	1	0	22
Petersen	21	4-7	0-0	0-1	7	1	0	1	0	0	8
team					1						0
TOTALS	200	25-55	8-22	22-29	40	16	15	16	2	9	80
		(.455)	(.364)	(.759)							

CINCY	MP	FG	3P	FT	R	F	A	TO	B	S	TP
Flint	35	5-11	1-5	0-0	4	1	2	6	0	2	11
Wingfield	28	7-17	1-7	5-6	10	4	1	1	1	0	20
Wright	1	0-0	0-0	0-0	0	0	0	0	0	0	0
Gregor	21	4-5	0-0	2-2	5	2	2	1	1	2	10
Durden	31	3-7	3-6	6-7	2	3	1	2	0	3	15
Harris	18	2-6	0-0	0-0	4	4	1	1	0	4	4
Burton	21	0-5	0-1	3-3	1	4	0	1	0	2	3
Julson	2	0-1	0-0	0-0	2	2	0	0	1	0	0
Bostic	26	3-7	0-0	2-2	4	3	1	1	1	1	8
Jacobs	17	0-4	0-0	1-2	3	1	0	0	0	0	1
team					3						0
TOTALS	200	24-63	5-19	19-22	38	24	8	13	4	14	72
		(.381)	(.263)	(.864)							

SCORING BY HALVES

Wisconsin	40	40	80
Cincinnati	32	40	72

(1) Missouri 109 • (9) UW 96

March 19, 1994 • Ogden, Utah • Dee Events Center (12,126)
Big Eight Player of the Year Melvin Booker poured in a career-high 35 points, hitting 11-of-14 field goal tries, 6-of-8 3-point attempts and all seven FTs, to lead top-seeded and fifth-ranked Missouri to a second-round victory in the NCAA West Regional. The Tigers, who shot under 41 percent from the field the previous four games, shot a season-high .680 against Wisconsin, including a sizzling .708 mark in the second half. Mizzou connected on 6-of-6 3-point tries in the second half and was 12-of-19 from beyond the arc for the game (.632). The Badgers were led by Michael Finley, who netted 36 points, and Tracy Webster, who tallied 27 points, seven assists and four steals. Webster tied the school records for 3-pointers (7) and three-point attempts (13). Missouri jumped to a 26-13 lead and led 54-47 at halftime. The Badgers cut the gap to 67-63 at the 13:24 mark, but the Tigers responded with a 25-9 run to go up 92-72 with less than seven minutes left. The Badgers could get no closer than 10 points the rest of the way. The teams combined for an NCAA Tournament record 27 three-point field goals.

UW	MP	FG	3P	FT	R	F	A	TO	B	S	TP
Johnsen	3	0-3	0-3	0-0	0	1	0	0	0	0	0
Kelley	21	0-0	0-0	2-4	3	2	2	0	0	0	2
Roberts	19	0-5	0-2	2-2	3	1	0	0	0	0	2
Hoskins	9	0-1	0-1	2-2	0	2	1	2	0	0	2
Webster	30	10-20	7-13	0-2	1	3	7	0	0	4	27
Kilbride	32	4-9	3-8	4-4	5	5	1	2	0	0	15
Finley	40	9-19	5-10	13-14	7	3	2	0	1	1	36
Petersen	19	3-5	0-0	0-2	5	2	1	3	0	0	6
Johnson	11	0-0	0-0	0-0	3	4	0	1	2	0	0
Griffith	16	2-5	0-0	2-5	5	4	0	1	1	0	6
team					2						0
TOTALS	200	28-67	15-37	25-35	34	27	14	11	4	5	96
		(.418)	(.405)	(.714)							

MISSOURI	MP	FG	3P	FT	R	F	A	TO	B	S	TP
Crudup	16	4-5	0-0	2-2	1	5	3	0	1	0	10
Atkins	18	6-10	4-5	0-0	4	2	0	0	0	0	16
Smith	6	0-0	0-0	0-0	2	3	1	2	0	0	0
Sutherland	5	0-1	0-1	0-0	1	0	1	0	0	0	0
Winfield	22	1-3	0-0	0-0	2	3	1	0	0	0	2
Booker	29	11-14	6-8	7-7	3	2	7	3	0	1	35
Finner	11	4-5	0-1	5-7	5	1	2	1	0	0	13
Frazier	26	1-2	0-0	1-2	3	2	2	4	0	0	3
O'Liney	32	4-5	2-3	13-17	3	0	3	2	0	3	23
Thames	21	2-3	0-0	1-4	3	4	0	0	1	0	5
Heller	3	0-0	0-0	0-0	0	0	0	1	0	0	0
Grimm	11	1-2	0-1	0-0	1	3	0	1	0	0	2
team					1						0
TOTALS	200	34-50	12-19	29-39	29	25	20	14	2	4	109
		(.680)	(.632)	(.744)							

SCORING BY HALVES

Wisconsin	47	49	96
Missouri	54	55	109

1997

(10) Texas 71 • (7) UW 58

March 14, 1997 • Pittsburgh, Pa. • Civic Arena (17,300)
Wisconsin fell behind 15-3 just 5:39 into the game and never cut Texas' lead to fewer than seven points in the 1997 East Regional in Pittsburgh. Texas guard Reggie Freeman scored a game-high 31 points while Sam Okey paced the Badgers with 17 points, 10 rebounds and six assists. The seventh-seeded Badgers, who shot only 39 percent from the field, sliced the Texas lead to seven points twice in the first half but trailed 33-24 at the half. An Okey dunk to start the second half trimmed the Longhorn lead to 33-26, but the Badgers never again came that close.

TEXAS	MP	FG	3P	FT	R	F	A	TO	B	S	TP
Muoneke	19	1-1	0-0	0-0	3	2	0	1	1	0	2
Clack	25	2-5	1-3	10-10	5	4	1	5	0	3	15
Jordan	19	1-1	0-0	0-0	1	4	0	0	0	0	2
Vazquez	28	1-5	0-4	0-1	1	4	3	1	0	1	2
Freeman	38	11-19	2-7	7-8	3	4	3	4	1	0	31
Quarles	15	1-5	0-0	0-1	7	4	0	1	0	0	2
Coleman	9	0-4	0-3	3-5	2	0	0	0	0	0	3
Perryman	25	3-9	2-8	4-4	3	1	0	2	0	1	12
Goode	1	0-0	0-0	0-0	0	0	0	0	0	0	0
Clark	19	1-2	0-0	0-0	4	2	0	0	0	0	2
Dixon	2	0-0	0-0	0-0	0	0	0	0	0	0	0
team					5						0
TOTALS	200	21-51	5-25	24-29	34	25	7	14	2	5	71
		(.412)	(.200)	(.828)							

UW	MP	FG	3P	FT	R	F	A	TO	B	S	TP
Okey	30	5-8	0-2	7-10	10	4	6	5	0	0	17
Daugherty	38	4-5	0-1	1-2	6	2	3	1	1	0	9
Grant	24	4-8	0-0	8-10	4	5	0	2	1	0	16
Auriantal	24	1-6	0-1	0-0	4	3	1	2	0	1	2
Burkemper	22	0-1	0-0	0-0	0	1	2	1	0	0	0
Duany	8	0-1	0-1	0-2	0	1	0	0	0	0	0
Calderwood	23	3-11	3-6	0-1	7	5	2	3	0	3	9
Meiners	1	0-0	0-0	0-0	0	0	0	0	0	0	0
Kosolcharen	19	0-4	0-2	3-4	2	1	1	1	0	1	3
Shaffer	3	0-1	0-1	0-0	0	0	0	0	0	0	0
Vraney	2	1-1	0-0	0-0	0	0	0	0	0	0	2
Coleman	4	0-0	0-0	0-0	0	0	0	0	0	0	0
Quest	2	0-0	0-0	0-0	1	0	0	1	0	0	0
team					1						1
TOTALS	200	18-46	3-14	19-29	35	22	15	17	2	5	58
		(.391)	(.214)	(.655)							

SCORING BY HALVES

Texas	33	38	71
Wisconsin	24	34	58

1999

(12) Missouri St. 43 • (5) UW 32

March 12, 1999 • Charlotte, N.C. • Charlotte Col. (15,007)
Fifth-seeded Wisconsin's record-setting season came to an end after a 43-32 loss to Missouri State in the first round of the NCAA tournament in Charlotte, N.C. The Badgers shot a season-low .255 from the field and their 32 points were the fewest in an NCAA tournament game since the advent of the shot clock in 1986. Sean Mason was the only Badger in double figures with 11 points. Danny Moore led the Bears with 12 points. Wisconsin managed just 12 points in the first half on 21-percent shooting, but trailed just 21-12 thanks to a typically solid defensive effort. Wisconsin trailed by as few as six points in the second half, but never came closer than that.

MO. ST.	MP	FG	3P	FT	R	F	A	TO	B	S	TP
Stringer	28	1-5	0-0	1-2	1	2	2	2	0	1	3
Bruton	25	1-1	0-0	0-0	0	0	0	1	0	2	2
Moore	35	4-8	0-0	4-6	13	3	0	4	1	0	12
Fontleroy	27	0-5	0-0	2-2	0	4	0	3	0	0	2
Ault	30	3-6	1-2	3-3	14	0	2	2	0	1	10
Murans	1	0-0	0-0	0-0	0	0	0	0	0	0	0
Miller	6	0-0	0-0	0-0	0	2	1	0	0	0	0
Bettenhausen	15	3-4	1-1	2-2	1	0	2	1	0	0	9
Brakebill	12	0-1	0-0	0-0	4	0	0	0	0	0	0
Judd	1	0-0	0-0	0-0	0	0	0	1	0	0	0
Tshomba	1	0-0	0-0	0-0	0	0	0	0	0	0	0
Phillips	15	1-3	1-3	2-2	1	2	0	2	0	0	5
Reuter	4	0-0	0-0	0-0	0	1	1	1	1	0	0
team					2						1
TOTALS	200	13-33	3-6	14-17	37	14	8	18	2	4	43
		(.394)	(.500)	(.824)							

UW	MP	FG	3P	FT	R	F	A	TO	B	S	TP
Kowske	18	1-4	0-0	0-0	3	5	0	1	0	1	2
Kelley	26	0-3	0-0	0-0	2	2	0	1	0	0	0
Wills	31	3-6	0-0	0-1	5	1	1	0	0	1	6
Mason	33	4-12	1-6	2-2	3	3	1	2	0	2	11
Calderwood	29	0-8	0-0	0-0	0	1	1	1	0	0	0
Duany	3	0-0	0-0	0-0	1	1	0	0	0	0	0
Davis	3	0-2	0-0	2-2	0	0	1	0	0	0	2
Auriantal	1	0-1	0-0	0-0	0	0	0	0	0	0	0
Bryant	24	1-5	1-4	0-0	2	1	0	1	0	0	3
Linton	6	1-1	0-0	0-0	1	1	0	1	0	1	2
Vershaw	26	2-5	0-0	2-2	1	2	4	1	0	0	6
team				2				0			
TOTALS	200	12-47	2-16	6-7	20	17	8	8	0	5	32
	(255)	(.125)	(.857)								

team					3						
TOTALS	200	24-48	6-14	2-3	29	13	13	17	5	5	56
		(.500)	(.429)	(.667)							

UW	MP	FG	3P	FT	R	F	A	TO	B	S	TP
Linton	16	2-4	0-1	0-0	1	0	2	0	1	0	4
Kowske	36	7-9	0-0	0-1	14	2	1	1	0	1	14
Vershaw	31	2-8	1-1	1-2	6	2	2	6	1	1	6
Kelley	38	3-4	0-1	1-1	4	1	6	0	0	6	7
Boone	19	0-7	0-3	2-2	5	0	6	0	0	1	2
Davis	2	0-0	0-0	0-0	0	0	1	0	0	0	0
Bryant	28	7-12	7-11	0-1	3	3	0	1	0	2	21
Duany	12	4-11	4-11	0-0	2	0	0	0	0	1	12
Pennney	6	0-3	0-1	0-0	0	0	0	0	0	1	0
Wills	12	0-5	0-0	0-0	2	1	0	0	0	0	0
team					0						
TOTALS	200	25-63	12-29	4-7	37	9	18	8	2	13	66
		(.397)	(.414)	(.571)							

SCORING BY HALVES

Fresno State	34	22	56
Wisconsin	30	36	66

(8) UW 66 • (1) Arizona 59

March 18, 2000 • Salt Lake City, Utah • Huntsman Cent. (13,857)
Four Badgers scored in double figures and Wisconsin forced 17 turnovers to upset top-seeded and fourth-ranked Arizona 66-59 in the second round of the 2000 NCAA Tournament in Salt Lake City, Utah. Andy Kowske registered 10 points and 12 rebounds and limited Wildcat center Michael Wright to just four field goal attempts in 37 minutes. Mark Vershaw had 15 points for the UW, while Maurice Linton added 14 and Jon Bryant 12. Gilbert Arenas had a game-high 21 points for the Wildcats, who shot just .392 from the field, including .263 from three-point range. Arizona scored first for a 2-0 lead, but never led after that. The UW put together a 28-23 advantage at the half and steamrolled to a 50-33 edge with 8:07 remaining to play. The Wildcats chipped away but never cut their deficit to fewer than five points. Wisconsin shot .489 from the floor and made 17-20 from the free throw line. UW's Mike Kelley added eight points, four assists, no turnovers and five steals in 26 minutes of play.

UW	MP	FG	3P	FT	R	F	A TO	B	S	TP
Duany	16	1-5	0-3	0-0	0	2	0	2	0	1
Kowske	37	5-9	0-0	0-0	12	1	0	1	0	10
Vershaw	33	6-8	1-1	2-2	2	2	4	2	3	2
Bryant	31	4-8	3-7	1-2	1	5	0	0	0	12
Kelley	26	2-5	0-1	4-5	0	4	4	0	1	5
Davis	16	1-1	0-0	1-1	3	1	0	2	0	3
Linton	20	3-4	1-1	7-8	3	2	0	3	1	0
Penney	2	0-0	0-0	0-0	0	0	0	0	0	0
Boone	11	0-4	0-2	2-2	3	3	1	1	0	2
Wills	8	0-1	0-0	0-0	1	2	1	1	0	0
team					1					
TOTALS	200	22-45	5-15	17-20	26	22	10	13	6	10
		(.489)	(.333)	(.850)						

ARIZONA	MP	FG	3P	FT	R	F	A	T	O	B	S	T	P
Walton	24	0-3	0-1	1-2	5	2	2	5	0	0	1		
Wessel	30	3-5	0-0	0-3	6	3	1	5	0	0	6		
Wright	37	1-4	0-0	0-0	9	1	1	0	0	1	2		
Arenas	37	7-18	1-5	6-7	5	4	5	1	1	1	1	21	
Gardner	32	3-11	1-7	3-6	4	1	2	2	0	3	10		
Anderson	24	4-5	2-3	2-2	3	4	0	1	3	2	12		
Jefferson	16	2-5	1-3	2-2	1	4	1	3	0	1	7		
team					4								
TOTALS	200	20-51	5-19	14-22	37	19	12	17	4	8	59		
		(.392)	(.263)	(.636)									

SCORING BY HALVES

Wisconsin	28	38	66
Arizona	23	36	59

(8) UW 61 • (4) LSU 48

March 23, 2000 • Albuquerque, N.M. • Univ. Arena (16,004)
Wisconsin put on one of its best defensive performances of the Dick Bennett era in a 61-48 victory over fourth-seeded LSU in the West Regional semifinals at The Pit in Albuquerque, N.M. Jon Bryant paced the Badgers with 16 points, while Stromile Swift and Jabari Smith each had 12 points for the Tigers. Wisconsin's suffocating defense forced 23 LSU turnovers and held the Tigers to .362 field goal shooting. Trailing 14-11 with five minutes

left in the first half, the Badgers went on a 25-4 run over the next 12 minutes to gain a commanding 36-18 lead. The Tigers committed 10 turnovers during that stretch. Wisconsin extended its lead to 47-29 before settling for a 13-point win. The Badgers shot only .382 from the field, but committed just nine turnovers and registered 11 steals, including five from Mike Kelley. It was LSU's lowest offensive output of the season.

UW	MP	FG	3P	FT	R	F	A	TO	B	S	TP
Linton	25	4-8	0-0	0-0	3	2	0	1	0	2	8
Vershaw	30	2-8	1-2	2-2	5	3	3	2	0	1	7
Kowske	31	3-5	0-0	2-2	4	3	0	1	1	1	8
Bryant	32	6-14	3-9	1-2	3	1	4	0	0	0	16
Kelley	35	1-2	0-0	1-2	4	3	5	3	0	5	3
Davis	5	0-1	0-0	2-2	0	0	1	1	0	0	2
Duany	9	1-3	1-3	0-0	1	0	0	0	0	0	3
Penney	12	2-6	1-4	0-0	2	0	0	0	0	0	5
Boone	10	0-1	0-0	5-8	3	1	2	1	0	0	5
Willis	9	1-6	0-1	0-0	2	4	0	0	0	1	2
Swartz	2	1-1	0-0	0-0	0	0	0	0	0	1	2
Faust	1	0-0	0-0	0-0	0	0	0	0	0	0	0
team					3						
TOTALS	200	21-55	6-19	13-18	30	17	15	9	1	11	61
		(.382)	(.316)	(.722)							

LSU	MP	FG	3P	FT	R	F	A	TO	B	S	TP
Beshara	33	2-7	1-5	0-0	8	2	2	3	0	3	0
Swift	37	3-5	1-1	5-7	10	2	2	3	0	1	12
Smith	33	5-12	1-3	1-1	7	3	0	3	2	0	12
Bright	26	1-7	0-6	2-2	4	4	0	5	0	1	4
Roland	28	2-7	0-2	1-2	4	2	2	4	0	0	5
Dupree	5	0-1	0-0	0-0	0	0	0	1	0	0	0
Williams	17	3-4	1-1	0-0	2	4	0	1	0	2	7
Temple	17	1-3	1-3	0-0	3	1	0	3	0	0	3
Bridgewater team	4	0-1	0-0	0-0	0	0	0	0	0	0	0
TOTALS	200	17-47	5-21	9-12	40	18	6	23	2	7	48
		(.362)	(.238)	(.750)							

SCORING BY HALVES

Wisconsin	22	39	61
LSU	14	34	48

(8) UW 64 • (6) Purdue 60

March 25, 2000 • Albuquerque, N.M. • Univ. Arena (16,004)

Wisconsin advanced to the Final Four for the second time in school history with a hard-fought 64-60 victory over Big Ten-rival and sixth-seeded Purdue in the West Regional final at The Pit in Albuquerque, N.M. Jon Bryant made five three-point field goals and scored a game-high 18 points on his way to West Regional Most Outstanding Player honors. Andy Kowske added 14 points and eight rebounds and was named, along with Mike Kelley, to the West Regional all-tournament team. Brian Cardinal and Carson Cunningham, also named to the all-tournament team, had 13 points apiece for the Boilermakers. Wisconsin battled its way to a 31-28 halftime lead on 57-percent field goal shooting. Bryant scored the Badgers' first nine points on three three-pointers. The second half was a see-saw battle that resulted in a 52-52 tie with 5:23 remaining to play. Wisconsin, however, then went on an 8-1 run over the next four minutes for a 60-53 lead with 1:08 left. A Cunningham three-pointer with 11.5 seconds left made it 63-60 Wisconsin. The Badgers added a free throw for the final tally.

UW	MP	FG	3P	FT	R	F	A TO	B	S	TP
Linton	23	2-3	1-2	0-0	1	3	2	3	0	5
Kowske	27	6-10	0-0	0-2	2	2	4	0	2	0
Vershaw	30	2-9	0-2	3-6	7	1	3	1	0	1
Bryant	35	6-12	5-9	1-2	2	1	1	1	0	1
Kelley	36	2-3	0-0	1-4	1	2	5	1	0	1
Davis	6	0-0	0-0	0-0	1	2	0	1	0	0
Duany	8	1-2	1-2	0-0	3	3	1	2	0	1
Penny	3	0-1	0-1	0-0	0	0	0	1	0	0
Boone	16	3-6	0-0	6-10	2	2	2	1	1	2
Wills	16	0-1	0-0	0-0	5	3	0	2	0	0
team					5					
TOTALS	200	22-47	7-16	13-24	35	21	14	15	1	6
		(.468)	(.438)	(.542)						

PURDUE	MP	FG	3P	FT	R	F	A	TO	B	S	TP
Robinson	36	4-10	0-0	4-5	1	3	4	3	0	0	12
McQuay	31	4-5	0-0	2-3	12	3	0	0	2	0	10
Cardinal	27	4-8	2-4	3-5	4	4	1	2	0	1	13
Cornell	32	1-9	1-7	0-2	2	4	1	1	1	1	3
Cunningham	31	4-12	3-8	2-2	2	2	2	4	0	1	13

Kerkhof	7	0-0	0-0	0-0	0	2	0	1	0	1	0
Lewis	18	3-5	1-2	0-0	5	2	1	0	0	0	7
Lowie	1	0-0	0-0	0-0	0	0	0	0	0	0	0
Smith	15	0-3	0-2	0-0	1	1	1	1	0	0	0
Allison	3	1-1	0-0	0-0	0	0	0	1	0	0	2
team					6						
TOTALS	200	21-53	7-23	11-17	33	21	10	13	3	4	60
		(.396)		(.647)							

SCORING BY HALVES

Wisconsin	31	33	64
Purdue	28	32	60

(1) Michigan State 53 • (8) UW 41

April 1, 2000 • Indianapolis, Ind. • RCA Dome (43,116)
Wisconsin's magical run to the Final Four ended with a 53-41 semifinal loss to season-long nemesis and eventual national champion Michigan State at the RCA Dome in Indianapolis. Roy Boone scored 18 points but he was the only Badger to tally more than six points in the game. Morris Peterson paced the Spartans with 20 points. UW trailed 19-17 at the half, after shooting 29 percent from the floor while MSU made just 25 percent of its shots. The Spartans, however, opened the second half on a 13-2 run to open a 32-19 lead with 13:25 left in the second period. Wisconsin never cut the deficit to fewer than 10 points again. The Badgers forced 14 Spartan turnovers, but were outrebounded 42-20. Wisconsin shot .349 from the field compared to .348 for the Spartans. It was the fourth time during the 1999-2000 season that Michigan State defeated the Badgers.

UW	MP	FG	3P	FT	R	F	A	TO	B	S	TP
Kowske	20	1-2	0-0	0-2	0	4	0	0	4	0	2
Kelley	30	1-2	0-0	0-0	7	3	3	0	0	2	2
Vershaw	31	2-11	0-1	1-1	2	3	3	1	0	0	5
Bryant	27	1-5	0-3	0-0	1	3	1	2	0	0	2
Boone	25	6-9	1-1	5-6	3	2	0	5	0	0	18
Wills	19	1-4	0-1	0-0	1	2	0	0	0	0	2
Duany	11	0-2	0-1	0-0	0	0	0	1	0	0	0
Linton	10	0-4	0-1	0-0	1	0	0	2	0	0	0
Davis	10	1-1	1-1	1-2	2	2	1	0	0	0	4
Penney	14	2-3	2-3	0-0	2	0	0	0	0	0	6
Faust	1	0-0	0-0	0-0	0	0	0	0	0	0	0
Smith	1	0-0	0-0	0-0	0	0	0	0	0	0	0
Swartz	1	0-0	0-0	0-0	0	0	0	0	0	0	0
team					1						
TOTALS	200	15-43	4-13	7-11	20	19	8	11	4	2	41
		(.349)	(.308)	(.636)							

MICH	ST	MP	FG	3P	FT	R	F	A	TO	B	S	TP
------	----	----	----	----	----	---	---	---	----	---	---	----

Hutson	32	3-7	0-0	4-5	10	2	0	3	0	0	10
Peterson	33	7-15	2-8	4-4	7	3	0	1	0	1	20
Granger	32	0-3	0-1	1-2	7	4	1	3	0	0	1
Cleaves	36	1-7	0-0	9-11	4	3	1	4	0	2	11
Bell	30	2-9	0-3	0-0	8	2	2	2	0	0	4
Richardson	10	0-0	0-0	0-0	0	1	0	0	0	0	0
Anagonye	12	1-1	0-0	0-0	2	2	0	1	0	0	2
Chappell	9	2-4	0-2	1-1	0	1	0	0	2	0	5
Ballinger	3	0-0	0-0	0-0	1	0	0	0	1	0	0
Thomas	3	0-0	0-0	0-0	0	0	0	0	0	0	0
team					3						
TOTALS	200	16-46	2-14	19-23	42	18	4	14	3	3	53
		(348)	(143)	(826)							

SCORING BY HALVES

Wisconsin	17	24	41
Michigan State	19	34	53

2001

(11) Georgia State 50 • (6) UW 49

March 15, 2001 • Boise, Idaho • BSU Pavilion (10,216)
Wisconsin let a 13-point, second-half lead slip away and Georgia State scored the game-winning basket with just 12 seconds left to play as the Badgers dropped a 50-49 decision in the first round of the West Regional in Boise, Idaho. The UW moved out to a 30-19 halftime advantage and increased that edge to 32-19 early in the second half. But Georgia State went on a 23-10 run to tie the game at 42-42 with 7:11 left. Wisconsin led 49-44 with 1:00 remaining, but the Panthers scored six points in the final minute for the victory. Wisconsin's Mark Vershaw led all scorers with 19 points and teammate

KENT	MP	FG	3P	FT	R	F	A	TO	B	S	TP
Daniels	32	2-3	0-0	5-6	6	1	2	3	0	0	9
Estill	32	12-18	0-0	4-10	6	3	0	1	1	0	28
Hayes	28	2-5	0-0	0-0	7	2	0	2	1	3	4
Bogans	15	2-6	1-2	0-0	2	0	1	1	1	1	5
Fitch	31	3-7	0-1	1-2	1	2	1	2	0	0	7
Hawkins	28	1-4	0-1	2-2	1	3	2	3	1	4	4
Azubuike	9	0-2	0-1	0-0	0	3	1	1	0	1	0
Barbour	15	0-2	0-0	2-2	2	0	1	1	0	1	2
Camara	10	2-2	0-0	0-2	3	3	1	0	0	0	4

team											4
TOTALS	200	24-49	1-5	14-24	33	17	9	14	4	10	63
	(.490)	(.200)	(.583)								

SCORING BY HALVES

Wisconsin	28	29	57
Kentucky	32	31	63

2004

(6) UW 76 • (11) Richmond 64

March 19, 2004 • Milwaukee, Wis. • Bradley Center (18,866)
Trailing by 13 points with 13:16 to play, Wisconsin went on one of the great runs in school history. The Badgers outscored Richmond 36-8 the rest of the way, at one point scoring on 19 straight possessions, including five 3-pointers. After a Mike Wilkinson jumper, the Badgers hit three consecutive 3-pointers (Wilkinson, Devin Harris and Boo Wade) to cut Richmond's lead to four. After a Spider bucket, four UW free throws cut the lead to two. Clayton Hanson then hit a 3-pointer to give the Badgers their first lead since midway through the first half. Richmond answered but Wilkinson's trey with 7:15 remaining began a 14-0 UW run that put the game away.

RICH	MP	FG	3P	FT	R	F	A	O	B	S	TP
Scott	26	4-11	1-2	3-4	7	4	4	2	0	1	12
Skrocki	34	4-14	2-7	7-13	0	2	4	3	0	2	12
Steeberge	14	2-3	0-0	1-3	4	2	0	0	0	1	5
Dobbins	34	4-7	0-0	1-2	5	1	4	3	0	2	9
Brown	28	3-5	3-4	0-0	2	2	1	2	0	1	9
Merritt	6	1-3	0-1	0-0	0	1	2	0	0	0	2
Thomas	1	0-0	0-0	0-0	0	0	0	0	0	0	0
Moliva	13	1-3	0-0	0-0	2	2	0	1	0	0	2
O'Malley	7	0-0	0-0	0-0	1	1	0	0	2	0	0
Bucknor	24	3-4	1-2	0-0	3	3	2	1	0	1	7
Zwayer	13	3-4	0-0	0-0	1	1	0	2	1	0	6
team					4						
TOTALS	200	25-54	7-16	7-13	29	19	17	14	3	8	64
		(.463)	(.438)	(.538)							

UW	MP	FG	3P	FT	R	F	A TO	B	S	TP
Wilkinson	35	5-10	2-3	6-8	5	1	2	1	2	1 18
Mader	7	0-1	0-0	0-0	2	2	0	0	0	0 0
Wade	37	6-9	1-3	3-3	3	2	4	5	0	2 16
Owens	25	4-8	1-3	1-2	0	0	1	0	0	1 10
Harris	36	2-6	1-4	6-8	3	4	6	2	0	2 11
Ukawuba	3	0-1	0-0	0-0	0	1	0	0	0	0 0
Nixon	12	2-3	1-1	0-0	2	0	1	0	0	0 5
Hanson	19	2-5	2-4	1-2	2	0	0	0	0	0 7
Taylor	1	0-0	0-0	0-0	0	0	0	0	0	0 0
Morley	25	4-8	0-0	1-1	9	1	0	1	1	9
team					3					
TOTALS	200	25-51	8-18	18-24	29	11	14	9	3	7 76
		(.490)	(.444)	(.750)						

SCORING BY HALVES

Richmond	32	32	64
Wisconsin	25	51	76

(3) Pittsburgh 59 • (6) UW 55

March 21, 2004 • Milwaukee, Wis. • Bradley Center (18,866)
In a game that included 10 ties and 11 lead changes, Pittsburgh scored seven of the final 10 points to hold on for a 59-55 win and advance to the 2004 "Sweet 16." Neither team led by more than seven points. Mike Wilkinson hit a pair of free throws with 3:03 remaining to tie the game for the 10th and final time. After a Pittsburgh turnover, Devin Harris missed a 3-pointer. Pitt's Carl Krauser then made a jumper for a two-point lead. UW got two cracks at the other end, with Boo Wade and Harris both missing jumpers. Krauser missed on Pitt's next possession but Jaron Brown grabbed an offensive rebound and was fouled. He hit both free throws. Wade hit a trey for UW with 21 seconds left to cut the lead to one. After a pair of free throws by Krauser, Pitt denied the Badgers a look at a 3-pointer and when Zach Morley's jumper rimmed out, the Panthers had the win.

UW	MP	FG	3P	FT	R	F	A TO	B	S	TP
Wilkinson	39	2-8	0-0	5-5	6	3	0	2	2	9
Mader	10	0-2	0-0	1-2	1	3	0	1	0	1
Wade	32	3-8	1-2	2-2	4	4	1	1	0	9
Owens	10	0-2	0-0	0-0	1	2	0	0	1	0
Harris	38	7-14	5-10	2-2	7	2	4	6	0	21
Ukawuba	1	0-1	0-0	0-0	0	0	0	0	0	0

Nixon	10	0-0	0-0	0-0	0	1	0	0	0	0	0
Hanson	30	1-4	1-4	0-2	3	4	2	1	0	1	3
Morley	30	4-9	1-2	3-4	9	1	2	2	0	1	12
team					0						
TOTALS	200	17-48	8-18	13-17	31	20	9	13	3	4	55
		(.354)	(.444)	(.765)							

PITT	MP	FG	3P	FT	R	F	A TO	B	S	TP
Troutman	34	3-7	0-1	3-3	14	1	2	1	2	9
Taft	29	4-8	0-0	0-0	4	4	1	0	0	8
Page	36	5-15	2-4	0-0	4	2	1	2	0	12
Brown	37	2-7	0-1	4-5	6	3	2	2	0	18
Krauser	39	4-14	0-3	8-10	8	4	3	3	0	16
Demetris	3	0-0	0-0	0-0	0	0	0	0	0	0
McCarroll	17	3-7	0-1	0-1	2	1	1	0	1	6
Graves	5	0-1	0-0	0-0	1	2	0	0	0	1
team					1					
TOTALS	200	21-59	2-10	15-19	40	17	10	9	3	75
	(.356)	(.200)	(.789)							

SCORING BY HALVES

Wisconsin	26	29	55
Pittsburgh	26	33	59

2005

(6) UW 57 • (11) Northern Iowa 52

March 18, 2005 • Oklahoma City, Okla. • Ford Center (18,567)
No. 6 seed Wisconsin got a combined 31 points from point guards Sharif Chambliss and Kammron Taylor as they held off a pesky Northern Iowa (No. 11 seed) team to win 57-52 in the first round of the 2005 NCAA Tournament in Oklahoma City. The Badgers never trailed in the game and led by as many as 16 points in the first half. With 4:08 remaining in the game, UNI's Chris Foster hit a 3-pointer to cut UW's lead to 51-48. Northern Iowa would not score again until four seconds remained and Taylor hit a jumper in the final minute to give the Badgers some breathing room. Wisconsin's first 15 points came off 3-pointers and 11 of UW's 20 field goals were treys.

N. IOWA	MP	FG	3P	FT	R	F	A TO	B	S	TP
Stout	35	3-7	0-1	2-2	8	1	1	0	1	8
Coleman	33	4-8	0-0	2-2	10	3	1	1	1	8
Crawford	37	6-14	0-5	1-1	10	3	1	1	0	13
Jacobson	38	8-18	3-7	1-3	3	1	3	4	0	20
Foster	24	1-4	1-2	0-0	1	3	1	2	0	0
Little	12	0-0	0-0	0-0	0	2	0	0	0	0
Schmidt	5	0-0	0-0	0-0	0	0	0	0	0	0
McKowen	11	0-2	0-2	0-0	0	2	1	0	0	1
Godfreed	5	0-0	0-0	0-0	0	0	0	0	0	0
team					3					
TOTALS	200	22-53	4-17	4-8	35	15	8	8	2	4
		(.415)	(.235)	(.500)						

UW	MP	FG	3P	FT	R	F	A TO	B	S	TP
Tucker	35	2-8	0-3	2-2	5	1	2	3	0	6
Wilkinson	32	3-6	1-3	0-2	11	1	3	2	0	7
Morley	28	0-3	0-1	0-0	4	4	6	1	1	0
Chambliss	26	5-11	5-10	0-0	3	1	0	1	0	15
Hanson	30	2-5	2-3	0-0	3	1	1	0	0	6
Nixon	10	1-2	1-1	0-0	1	0	0	0	1	0
Helmig	8	2-3	0-0	0-0	0	2	0	0	0	4
Flowers	5	0-1	0-0	0-0	1	0	0	0	0	0
Taylor	20	5-9	2-5	4-6	0	1	2	1	0	16
Butch	6	0-0	0-0	0-0	0	2	0	0	0	0
team					2					
TOTALS	200	20-48	11-26	6-10	30	13	14	8	2	3
		(.417)	(.423)	(.600)						

SCORING BY HALVES

Northern Iowa	22	30	52
Wisconsin	30	27	57

(6) UW 71 • (14) Bucknell 62

March 20, 2005 • Oklahoma City, Okla. • Ford Center (18,567)
Behind 55 points and 24 rebounds from its starting frontcourt, Wisconsin defeated No. 14 seed Bucknell 71-62 in Oklahoma City. The Badgers, who led by as many as 13 points in the first half, trailed for the first time in the game when Bucknell's Donald Brown scored to make it 44-43 with 10:20 remaining. Two minutes later, Zach Morley scored off a tip-in to give UW a lead it would never relinquish. That started a 17-5 UW run. Mike Wilkinson and Alando Tucker combined for 13 points during that run.

Bucknell	MP	FG	3P	FT	R	F	A	T	B	S	TP
Mastropalo	16	0-1	0-0	0-0	0	4	0	2	0	0	0
Lee	34	4-13	0-3	0-0	7	5	1	1	0	2	8
McNaughton	31	10-14	0-1	3-4	4	2	1	2	1	1	23
Badmus	32	1-2	1-1	2-2	3	3	4	2	0	0	5
Bettencourt	31	1-9	1-6	0-0	2	4	6	3	0	0	3
Thomas	0+	1-1	1-1	0-0	0	0	0	0	0	0	3
Brown	17	3-6	0-0	0-0	4	2	0	0	0	0	6
Griffin	12	2-3	2-3	3-3	1	2	1	0	0	1	9
Clark	4	0-0	0-0	0-0	0	0	0	0	0	0	0
Mack	0+	0-0	0-0	0-0	0	0	0	0	0	0	0
Morrison	0+	0-0	0-0	0-0	1	0	0	0	0	0	0
Niesz	20	1-1	0-0	3-3	4	2	0	0	1	0	5
McClymont	3	0-0	0-0	0-2	2	0	0	0	0	0	0
TEAM					2						
TOTALS	200	23-50	5-15	11-14	29	24	13	10	2	4	62
		(.460)		(.786)							

UW	MP	FG	3P	FT	R	F	A	T	B	S	TP
Tucker	36	1-6	0-1	15-18	7	0	3	2	0	0	17
Morley	30	6-7	3-4	0-0	8	3	1	1	0	1	15
Wilkinson	38	9-15	0-0	5-7	9	2	1	1	1	3	23
Chambliss	24	2-6	1-4	0-0	1	3	4	0	0	0	5
Hanson	33	2-5	2-4	2-4	0	1	1	0	0	0	8
Nixon	4	0-0	0-0	0-0	0	1	0	1	0	0	0
Chappell	0+	0-0	0-0	0-0	0	0	0	0	0	0	0
Bronson	0+	0-0	0-0	0-0	0	0	0	0	0	0	0
Helmigk	2	0-0	0-0	0-0	0	1	1	0	0	0	0
Flowers	2	0-0	0-0	0-0	0	0	0	0	0	0	0
Taylor	28	1-6	1-4	0-0	0	1	3	2	0	1	3
Butch	3	0-1	0-0	0-0	0	0	0	0	0	0	0
Stiemsma	0+	0-0	0-0	0-0	0	0	0	0	0	0	0
team					5						
TOTALS	200	21-46	7-17	22-29	30	12	14	7	1	5	71
		(.457)	(.412)	(.759)							

SCORING BY HALVES

Bucknell	29	33	62
Wisconsin	35	36	71

(6) UW 65 • (10) NC State 56

March 25, 2005 • Syracuse, N.Y. • Carrier Dome (30,713)
Wisconsin overcame a nine-point halftime deficit to defeat 10th-seeded NC State in the Sweet 16 in Syracuse, N.Y. The Badgers opened the second half with a 13-4 run, making three 3-pointers after not hitting one in the first half. After NC State took a 37-34 lead, UW went on a 13-0 run with Alando Tucker scoring 10 of those points. NC State never got closer than four points the rest of the way. After shooting just .389 from the field in the first half, the Badgers were 14-of-24 (.583) in the second stanza.

NC ST.	MP	FG	3P	FT	R	F	A	TO	B	S	TP
Hodge	36	4-16	0-0	6-8	5	3	5	3	0	0	14
Brackman	14	0-1	0-0	0-0	2	5	0	2	1	0	0
Eytimov	38	2-10	2-7	2-2	4	4	3	5	0	3	8
Bennerman	31	4-6	2-3	0-1	3	3	1	0	0	0	10
Atsur	40	6-12	4-8	0-0	0	4	3	0	0	4	16
Grant	11	1-3	0-1	0-0	0	3	0	1	0	0	2
Bethel	2	0-0	0-0	0-0	0	0	0	0	0	0	0
Collins	19	1-1	1-1	0-0	2	2	0	2	1	0	3
Simmons	9	1-1	0-0	1-2	1	1	0	0	3	0	3
team					4						
TOTALS	200	19-50	9-22	9-13	21	25	12	13	5	9	56
		(.380)	(.409)	(.692)							

UW	MP	FG	3P	FT	R	F	A	TO	B	S	TP
Tucker	39	9-17	0-2	4-6	1	1	1	3	0	1	22
Morley	35	3-5	0-0	4-5	8	3	2	2	0	1	10
Wilkinson	31	5-8	0-0	7-8	5	3	1	5	0	0	17
Chambliss	30	2-4	2-4	1-2	7	0	1	3	0	0	7
Hanson	32	2-5	2-4	0-0	3	1	2	0	0	0	6
Nixon	8	0-0	0-0	0-0	2	0	0	0	0	0	0
Chappell	6	0-0	0-0	0-0	1	1	0	2	0	0	0
Helmigk	5	0-1	0-0	2-2	1	1	0	2	0	0	2
Taylor	11	0-2	0-0	1-2	3	0	0	1	0	0	1
Butch	3	0-0	0-0	0-0	0	2	0	0	0	0	0
team					6						
TOTALS	200	21-42	4-10	19-25	35	14	7	18	0	2	65
		(.500)	(.400)	(.760)							

SCORING BY HALVES

N.C. State	30	26	56
Wisconsin	21	44	65

(1) North Carolina 88 • (6) UW 82**March 25, 2005 • Syracuse, N.Y. • Carrier Dome (30,123)**

In an exciting, down-to-the-wire game, Wisconsin fell to No. 1 seed and eventual national champion North Carolina, 88-82, in the Syracuse Regional Final. After trailing most of the first half, UW went on an 11-0 run to go into halftime tied at 44-44. Alando Tucker scored the first five points of the second half to give Wisconsin a 49-44 lead with 17:42 left. UNC then unleashed a 14-0 run to take a nine-point lead. The Badgers would cut the Tar Heel lead to one point on three different occasions. UW trailed by three after Kammron Taylor hit a 3-pointer with 56 seconds left but North Carolina made 7-of-8 free throws down the stretch to advance to the Final Four. UW's Alando Tucker and Clayton Hanson were both named to the Regional All-Tournament team.

UW	MP	FG	3P	FT	R	F	A TO	B	S	TP
Tucker	33	9-17	0-4	7-9	2	4	2 0	0	1	25
Morley	20	0-1	0-0	0-0	3	3	3 2	0	1	0
Wilkinson	39	5-11	1-2	0-0	7	4	5 3	0	2	11
Chambliss	26	3-7	3-6	0-0	3	2	4 2	0	0	9
Hanson	32	5-8	5-8	0-0	2	0	1 1	0	1	15
Nixon	6	1-2	0-0	0-0	1	2	0 1	0	0	2
Helmigk	4	0-1	0-0	0-0	1	0	1 0	0	0	0
Flowers	5	0-1	0-1	0-0	2	0	0 0	0	0	0
Taylor	28	6-12	2-3	4-4	3	2	1 2	0	0	18
Butch	4	0-0	0-0	0-0	1	0	0 0	0	0	0
Stiemsma	3	1-1	0-0	0-0	0	0	0 0	0	0	2
team					4					
TOTALS	200	30-61	11-24	11-13	29	17	17 12	0	5	82
		(.492)	(.458)	(.846)						

UNC	MP	FG	3P	FT	R	F	A TO	B	S	TP
J. Williams	21	3-6	0-3	0-0	2	0	1 0	1	0	6
McCants	31	8-17	3-6	2-4	4	2	4 0	1	0	21
May	34	13-19	0-0	3-4	12	2	2 1	2	0	29
Felton	33	5-11	1-5	6-6	5	2	7 3	1	0	17
Manuel	27	2-2	0-0	0-0	2	3	1 1	0	3	4
Scott	15	1-1	1-1	0-0	0	1	1 2	0	0	3
Thomas	2	0-0	0-0	0-0	0	0	1 0	0	0	0
M. Williams	21	1-6	0-1	4-4	3	2	1 1	0	2	6
Noel	16	1-2	0-0	0-0	3	3	1 1	0	0	2
team					2					
TOTALS	200	34-64	5-16	15-18	33	15	19 9	5	5	88
		(.531)	(.313)	(.833)						

SCORING BY HALVES

Wisconsin	44	38	82
North Carolina	44	44	88

2006**(8) Arizona 94 • (9) UW 75****March 17, 2006 • Philadelphia, Pa. • Wachovia Cent. (19,990)**

The ninth-seeded Badgers fell behind early, 24-8, and never recovered in a 94-75 loss to No. 8-seed Arizona in a first-round NCAA tournament game at the Wachovia Center. UW got 19 points from Alando Tucker, 12 points from Kammron Taylor and 11 points from Michael Flowers. Arizona's Hassan Adams led all scorers with 21 points. The Wildcats shot a season-high 59.3 percent from the field, made 50 percent (5 of 10) of their 3-point attempts and connected on 19 of 23 (82.6 percent) free throw tries. Arizona also held a 36-27 rebounding advantage, totaled nine steals and committed only nine turnovers. Wisconsin knocked down 10 3-pointers, including six in the second half, but couldn't get within single digits of the Wildcats.

UW	MP	FG	3P	FT	R	F	A TO	B	S	TP
Butch	19	1-4	0-2	4-4	1	5	2 0	0	1	6
Tucker	37	5-15	1-1	8-14	4	0	2 2	0	1	19
Chappell	19	4-6	0-0	0-0	2	3	1 2	0	0	8
Nixon	22	2-4	2-3	0-0	5	1	2 0	1	0	6
Taylor	31	4-11	4-7	0-0	0	0	4 3	0	1	12
Barry	1	0-0	0-0	0-0	0	0	0 0	0	0	0
Bronson	2	0-0	0-0	0-0	0	1	0 0	0	0	0
Cain	1	0-0	0-0	0-0	0	0	0 0	0	0	0
Flowers	29	4-8	2-4	1-1	2	2	4 2	1	1	11
Gullikson	14	2-4	0-0	0-0	2	3	0 0	1	0	4
Krabbenhof	25	3-6	1-2	2-3	4	2	4 1	0	0	9
team					7					
TOTALS	200	25-58	10-20	15-22	27	17	19 10	3	4	75
		(.431)	(.500)	(.682)						

ARIZONA	MP	FG	3P	FT	R	F	A TO	B	S	TP
Williams	29	3-10	1-3	3-3	7	2	2 1	2	3	10
Radenovic	34	8-12	0-1	2-2	7	3	2 3	1	0	18
Walters	16	2-2	0-0	2-2	4	0	1 1	2	6	
Shakur	37	6-13	3-5	2-4	5	1	9 2	1	2	17
Adams	23	10-14	0-0	1-2	2	3	3 0	0	1	21
Bagga	1	1-1	0-0	0-0	0	0	0 0	0	0	2
Dillon	15	0-1	0-0	2-2	0	1	2 0	0	0	2
Rodgers	13	2-2	1-1	3-4	2	2	0 1	0	1	8
Tangara	1	0-0	0-0	0-0	1	0	1 0	0	0	0
Onobun	5	0-1	0-0	0-0	2	1	0 1	1	0	0
Prince	1	0-0	0-0	0-0	0	0	0 0	0	0	0
Brielmaier	25	3-3	0-0	4-4	8	2	0 0	0	0	10
team					0					
TOTALS	200	35-59	5-10	19-23	36	19	19 9	6	9	94
		(.593)	(.500)	(.826)						

SCORING BY HALVES

Wisconsin	34	41	75
Arizona	46	48	94

2007**(2) UW 76 • (15) Texas AM-C.C. 63****March 16, 2007 • Chicago, Ill. • United Center (18,237)**

No. 2 seed Wisconsin overcame a slow start, scoring 57 points in the second half, to knock off 15th-seeded Texas A&M-Corpus Christi at the United Center. The islanders jumped out to a 10-0 lead and led by as many as 18 points in the first half. TAMU-CC still held a 12-point lead with 14:41 left in the game before UW started its decisive rally. The Badgers scored 48 points in the final 14+ minutes with Kammron Taylor scoring all 24 of his points during that stretch. At one point, Taylor scored 14 straight points for UW. He led all scorers while Alando Tucker chipped in with 23.

UW	MP	FG	3P	FT	R	F	A TO	B	S	TP
Landry	23	2-3	0-0	3-4	7	3	0 0	1	2	7
Tucker	35	6-17	2-4	9-10	5	4	1 0	0	0	23
Chappell	11	0-1	0-0	0-0	2	4	1 1	0	2	0
Flowers	20	1-4	0-2	2-3	6	3	1 2	1	1	4
Taylor	38	7-15	3-8	7-9	1	0	3 2	0	2	24
Bohannon	26	3-8	2-5	2-2	0	2	3 1	1	1	10
Bronson	1	0-0	0-0	0-0	0	0	0 0	0	0	0
Cain	1	0-0	0-0	0-0	0	0	0 0	0	0	0

Hughes	8	0-1	0-1	0-0	2	0	0 1	0	0	0
Stiemsma	17	1-3	0-0	2-2	6	3	3 1	1	0	3
Gullikson	1	0-1	0-0	0-0	0	0	0 0	0	0	0
Krabbenhof	19	2-2	0-0	0-0	2	2	1 1	0	0	4
team					3					
TOTALS	200	22-55	7-20	25-30	21	21	13 10	4	8	76
		(.400)	(.350)	(.833)						

TAM-CC	MP	FG	3P	FT	R	F	A TO	B	S	TP
Menifee	24	2-4	0-1	0-2	4	4	4 1	1	0	4
Engelken	19	2-2	0-0	2-2	1	3	2 1	0	0	6
Daniels	34	7-14	1-3	5-6	9	3	0 4	4	4	20
Ervin	29	2-4	1-1	0-0	5	2	3 4	0	0	5
Mitchell	30	3-8	3-4	2-4	3	5	7 4	0	2	11
Washington	20	2-5	1-2	2-4	1	2	0 0	0	0	7
Johnson	10	1-3	0-0	2-3	0	1	0 0	0	0	4
Slatnick	8	0-3	0-1	2-2	1	1	0 0	0	0	2
Smith	22	1-3	0-0	2-2	6	4	0 3	0	1	4
Nelson	4	0-0	0-0	0-0	0	1	0 0	0	1	0
team					4					
TOTALS	200	20-46	6-12	17-25	34	26	16 17	5	5	63
		(.435)	(.500)	(.680)						

SCORING BY HALVES

Texas A&M-C.C.	27	36	63
Wisconsin	19	57	76

(7) UNLV 74 • (2) UW 68**March 18, 2007 • Chicago, Ill. • United Center (20,916)**

Wisconsin's record-setting season came to a close with a 74-68 loss to No. 7 seed UNLV. The Badgers again started slowly, only to rally in the second half. UW trailed by as many as 13 points but used a 16-2 run to take a 53-48 lead with 8:19 left in the game. UNLV's Kevin Kruger got hot after that, though, scoring 12 points in a span of 4:27 to lead UNLV to the win. Kammron Taylor again led all scorers with 24 points, including 19 in the second half. UNLV's Wendell White finished with 22 points as the Runnin' Rebels connected on 10-of-20 3-pointers.

UW	MP	FG	3P	FT	R	F	A TO	B	S	TP
Landry	27	2-6	0-1	0-0	3	3	2 2	1	2	4
Tucker	39	4-11	1-6	8-13	7	1	3 0	0	1	17
Chappell	18	2-3	0-0	0-0	2	1	1 0	0	1	4
Flowers	19	3-5	0-1	3-4	3	5	3 2	0	1	9
Taylor	36	6-16	3-10	9-9	2	2	2 3	0	0	24
Bohannon	30	3-6	1-3	0-0	6	2	1 1	0	1	7
Hughes	7	0-0	0-0	0-0	0	0	0 0	0	0	0
Stiemsma	8	1-1	0-0	1-1	1	2	1 0	0	0	3
Gullikson	1	0-1	0-0	0-0	0	0	0 0	0	0	0
Krabbenhof	16	0-3	0-0	0-0	4	5	1 0	0	0	0
team					3					
TOTALS	200	21-51	5-21	21-27	31	21	14 8	0	6	68
		(.412)	(.238)	(.778)						

UNLV	MP	FG	3P	FT	R	F	A TO	B	S	TP
Essengue	29	3-6	0-0	3-3	9	4	0 3	0	1	9
Adams	27	3-10	3-6	0-0	2	2	0 1	0	1	9
Kruger	37	4-10	4-9	4-5	6	0	7 0	1	0	16
Umeh	37	2-6	1-3	2-2	7	4	3 2	0	0	7
White	29	8-12	0-0	6-6	3	2	1 1	1	1	22
Bailey	3	0-0	0-0	0-0	0	1	0 0	0	0	0
Lawrence	3	0-0	0-0	0-0	1	0	0 0	0	0	0
Rougeau	2	0-0	0-0	0-0	0	0	0 0	0	0	0
Anthony	11	1-3	0-0	0-0	2	3	1 1	0	0	6
Terry	13	2-3	1-1	1-4	0	3	1 1	0	0	6
Darger	9	1-2	1-1	0-0	0	3	0 0	0	0	3
team					3					
TOTALS	200	24-52	10-20	16-20	33	22	14 8	2	3	74
		(.462)	(.500)	(.800)						

SCORING BY HALVES

UNLV	39	35	74
Wisconsin	27	41	68

2008**(3) UW 71 • (14) Cal St. Fullerton 56****March 20, 2008 • Omaha, Neb. • Qwest Center (17,162)**

As a No. 3 seed, Wisconsin opened up the 2008 NCAA Tournament with a 71-56 win over 14th-seeded Cal State Fullerton behind double-digit scoring from Brian Butch (14), Joe Krabbenhof (13) and Jason Bohannon (13). The Titans gave the

Badgers a good fight in the first half, entering the locker room only trailing 30-28. Wisconsin opened up the second half with a little run, and by the 10-minute mark, was up 52-40. The Badgers out-rebounded the Titans 50-27 and held them to only 36 percent shooting even though Josh Akognon scored a game-high 31 points. UW tied the school record of 30 wins set in 2007.

UW	MP	FG	3P	FT	R	F	A	TO	B	S	TP
Landry	34	3-11	0-1	2-2	12	1	1	1	2	1	8
Krabbenhof	31	5-7	1-1	2-2	9	2	0	5	2	0	13
Butch	29	7-14	0-1	0-3	9	0	1	3	1	0	14
Hughes	23	2-6	0-3	4-7	2	3	4	3	0	4	8
Flowers	39	3-10	1-5	2-3	6	3	4	2	0	2	9
Bohannon	33	2-7	1-5	8-8	3	0	2	1	0	0	13
Bronson	1	0-0	0-0	0-0	1	0	0	0	0	0	0
Jarmusz	1	0-0	0-0	0-0	1	0	0	0	0	0	0
Leuer	1	0-0	0-0	0-0	0	0	0	0	0	0	0
Stiemsma	8	3-4	0-0	0-0	4	2	1	2	1	2	6
team					3			1			
Totals	200	25-59	3-16	18-25	50	11	13	17	7	8	71
					(.424)	(.188)	(.720)				

CSF	MP	FG	3P	FT	R	F	A	TO	B	S	TP
Cutley	35	3-9	1-2	2-4	3	2	2	4	0	0	9
Robinson	23	5-11	1-2	0-0	3	5	2	2	0	0	11
Morgan	25	1-3	0-0	0-0	2	4	0	2	0	0	2
Akognon	37	11-23	5-12	4-5	8	2	0	3	0	3	31
Reed	27	1-3	0-0	1-4	2	4	3	0	0	3	3
Lassiter	16	0-3	0-2	0-0	0	2	0	1	0	2	0
Lima	1	0-0	0-0	0-0	0	0	0	0	0	0	0
Alexander	4	0-1	0-0	0-0	0	2	0	1	0	0	0
Green	15	0-2	0-0	0-0	2	2	0	0	0	1	0
Crenshaw	17	0-3	0-3	0-0	0	2	0	1	0	0	0
team					7						
Totals	200	21-58	7-21	7-13	27	25	7	14	0	9	56
					(.362)	(.333)	(.538)				

SCORING BY HALVES

Cal State Fullerton	28	28	56
Wisconsin	30	41	71

(3) UW 72 • (11) Kansas State 55

March 22, 2008 • Omaha, Neb. • Qwest Center (17,162)

Wisconsin advanced to the Sweet Sixteen for the fourth time in school history as it defeated No. 11 seed Kansas State in the second round to set a program record with its 31st win. Trevon Hughes matched a career-high 25 points, while Greg Stiemsma scored a career-high 14 points and grabbed seven rebounds as he shut down KSU freshman phenom Michael Beasley in the second half. Michael Flowers quietly tallied 15 points and the Badger defense held the Wildcats without a 3-pointer (0-for-13) for the first time in 348 games.

UW	MP	FG	3P	FT	R	F	A	TO	B	S	TP
Landry	24	0-0	0-0	2-4	0	3	2	2	0	1	2
Krabbenhof	31	1-5	0-2	0-0	5	3	0	1	0	0	2
Butch	23	3-7	1-3	2-4	4	3	0	0	0	0	9
Hughes	36	8-14	4-9	5-8	2	3	3	1	0	1	25
Flowers	33	5-6	3-3	2-2	5	3	4	5	0	1	15
Bohannon	32	1-4	1-4	2-3	1	0	1	1	0	0	5
Bronson	1	0-0	0-0	0-0	0	0	0	0	0	0	0
Valentyn	1	0-0	0-0	0-0	0	0	0	0	0	0	0
Jarmusz	3	0-1	0-1	0-0	0	0	0	0	0	0	0
Leuer	1	0-0	0-0	0-0	0	0	0	0	0	0	0
Stiemsma	14	6-9	0-0	2-3	7	3	0	0	0	0	14
Nankivil	1	0-0	0-0	0-0	0	0	0	0	0	0	0
team					2						
Totals	200	24-46	9-22	15-24	26	18	10	10	0	3	72
					(.522)	(.409)	(.625)				

KSU	MP	FG	3P	FT	R	F	A	TO	B	S	TP
Walker	28	7-11	0-2	4-4	6	5	0	2	0	0	18
Sutton	11	0-1	0-1	2-2	2	2	0	0	1	0	2
Beasley	37	8-19	0-4	7-7	13	3	0	3	0	2	23
Young	27	2-4	0-1	0-0	3	2	0	1	0	0	4
Stewart	32	0-4	0-1	0-0	2	1	2	3	0	1	0
Pullen	22	2-7	0-3	0-2	0	4	1	0	0	0	4
Brown	10	0-0	0-0	0-0	1	1	0	0	0	1	0
Gilbert	4	0-1	0-0	0-0	0	1	0	0	0	0	0
Memiewether	1	0-0	0-0	0-0	0	0	0	0	0	0	0
Anderson	11	1-2	0-0	0-1	1	2	0	2	0	0	2
Kent	13	1-3	0-1	0-0	2	2	1	2	0	0	2
Colon	3	0-1	0-0	0-0	1	0	0	0	0	0	0
Franklin	1	0-0	0-0	0-0	0	0	0	0	0	0	0
team					5						
Totals	200	21-53	0-13	13-16	36	23	4	13	1	4	55
					(.396)	(.000)	(.813)				

SCORING BY HALVES

Kansas State	33	22	55
Wisconsin	39	33	72

(10) Davidson 73 • (3) UW 56

March 28, 2008 • Detroit, Mich. • Ford Field (57,028)

Wisconsin's season came to an end with a 73-56 loss to No. 10 seed Davidson in the Midwest Regional semifinal. Hot shooting led to a 36-36 tie at halftime. Davidson bested UW early, connecting on 8-of-14 3s, compared to Wisconsin's 7-of-17 shooting from long range in the first half. The Badgers were unable to keep up the scoring pace in the second half as Davidson steadily pulled away and outscored UW 37-20 after intermission. Wisconsin shot just 23.8 percent in the second half, while Davidson connected on 44.4 percent of their tries. The Wildcats were led by sophomore All-American Stephen Curry - who had 33 points on 11-of-22 shooting - and senior Jason Richards (11 points, 13 assists and zero turnovers). Michael Flowers paced the Badgers with 12 points and six rebounds..

UW	MP	FG	3P	FT	R	F	A	TO	B	S	TP
Landry	31	1-4	0-1	5-6	6	3	1	1	0	0	7
Krabbenhof	35	4-5	1-4	1-2	3	2	2	3	0	0	10
Butch	29	4-9	2-6	1-4	2	1	1	2	0	0	11
Hughes	12	0-3	0-2	0-0	2	0	0	0	0	0	0
Flowers	40	4-14	3-9	1-1	6	2	2	2	0	1	12
Bohannon	34	3-8	2-4	3-4	2	2	3	1	1	1	11
Bronson	1	0-0	0-0	0-0	0	0	0	1	0	0	0
Jarmusz	2	0-0	0-0	0-0	0	0	0	0	0	0	0
Leuer	0+	0-0	0-0	0-0	0	0	0	0	0	0	0
Stiemsma	16	1-3	0-0	3-4	5	3	0	2	2	0	5
Nankivil	0+	0-0	0-0	0-0	0	0	0	0	0	0	0
team					5						
Totals	200	17-46	8-23	14-21	31	13	9	12	3	2	56
					(.412)	(.238)	(.778)				

DAVID	MP	FG	3P	FT	R	F	A	TO	B	S	TP
Sander	25	2-2	0-0	0-1	2	3	0	0	0	0	4
Lovedale	23	5-5	0-0	2-3	4	3	0	2	0	0	12
Richards	39	4-13	3-8	0-0	3	2	13	0	0	1	11
Gosselin	24	1-3	0-1	2-2	6	3	1	1	0	2	4
Curry	37	11-22	6-11	5-5	3	4	4	2	0	4	33
McKillop	1	0-0	0-0	0-0	0	0	0	0	0	0	0
Meno	11	0-1	0-0	0-0	3	1	0	0	1	0	0
Civi	1	0-0	0-0	0-0	0	0	0	0	0	0	0
Schmitt	0+	0-0	0-0	0-0	0	0	0	0	0	0	0
Archambault	8	1-2	1-1	0-1	0	0	0	0	0	1	3
Rossiter	20	0-0	0-0	0-0	2	2	0	0	0	0	0
Barr	10	2-5	2-3	0-0	2	1	0	0	0	0	6
Nelms	1	0-0	0-0	0-0	0	0	0	0	0	0	0
team					3						
Totals	200	26-53	12-24	9-12	28	19	18	7	0	9	73
					(.491)	(.500)	(.750)				

SCORING BY HALVES

Davidson	36	37	73
Wisconsin	36	20	56

2009

(12) UW 61 • (5) Florida State 59 - OT

March 20, 2009 • Boise, Idaho • Taco Bell Arena (12,194)

Wisconsin advanced to the second round of the 2009 NCAA Tournament with a thrilling overtime victory against Florida State. The Badgers rallied back from a 31-19 halftime deficit by scoring the first 13 points after intermission to quickly seize a 32-31 lead. The game would see-saw back and forth until FSU's Toney Douglas hit two free throws to send the game into overtime at 52-52. Jason Bohannon set the tone on the first possession of OT with his fourth 3-pointer of the night. FSU would not go away, grabbing a 59-58 lead in the final minute. After a Douglas missed trey, the stage was set for Trevon Hughes' heroics. With just two seconds left, the point guard flipped in a remarkable twisting shot over two defenders and converted the three-point play to give the Badgers a 61-59 lead. Hughes then stole the in-bounds pass to secure a Badger victory.

UW	MP	FG	3P	FT	R	F	A	TO	B	S	TP
Landry	31	5-10	0-4	0-0	3	4	0	2	0	0	10
Leuer	16	0-7	0-4	0-0	3	0	0	2	0	0	0

Krabbenhof	34	1-5	1-2	0-0	6	1	3	0	2	2	3
Hughes	39	3-4	1-2	3-5	1	3	4	4	0	1	10
Bohannon	30	6-11	4-8	0-1	4	2	1	1	0	1	16
Taylor	25	1-3	0-1	1-2	2	1	2	0	0	0	3
Jarmusz	25	1-4	1-3	2-2	2	1	0	0	0	0	5
Wilson	2	0-1	0-1	0-0	0	0	0	0	0	0	0
Nankivil	23	5-9	2-2	2-2	4	4	0	0	0	0	14
team					2						
Totals	225	22-54	9-27	8-12	26	16	10	9	2	4	61
					(.427)	(.333)	(.667)				

FSU	MP	FG	3P	FT	R	F	A	TO	B	S	TP
Singleton	40-	4-8	2-4	2-2	3	2	1	0	0	2	12
Echefe	18	0-2	0-2	0-0	3	3	0	2	0	0	0
Alabi	20	3-4	0-0	0-0	4	1	0	1	1	0	6
Kitchen	36	3-8	0-1	0-0	8	0	1	3	0	1	6
Douglas	41	8-16	2-5	8-9	5	3	2	5	0	0	26
Gibson	5	2-3	0-0	2-3	2	0	0	0	1	0	6
Demercy	22	0-0	0-0	1-2	0	2	2	0	0	1	1
Louks	4	0-2	0-0	0-0	0	1	0	1	0	1	0
Dulkys	9	0-3	0-1	0-0	2	3	0	1	1	0	0
Hoff	0+	0-0	0-0	0-0	0	0	0	0	0	0	0
Reid	20	0-0	0-0	2-2	1	1	0	1	1	1	2
team					5						
TOTALS	225	20-46	4-13	15-18	33	16	6	15	4	6	59
		(.435)	(.308)	(.833)							

moments, Trevon Hughes kicked it out to Leuer for a corner jumper to put Wisconsin up 51-49 with 17 seconds left. Leuer, who scored 20 points, would then tip the ball out of bounds off a Wofford player to give UW the ball back. Leuer's two free throws sealed the victory. Trevon Hughes added 19 points for Wisconsin.

UW	MP	FG	3P	FT	R	F	A TO	B	S	TP	
Leuer*	40-	8-16	0-2	4-4	8	2	1	2	0	1	20
Nankivil*	17	1-4	0-1	0-0	5	2	0	0	0	2	2
Hughes*	37	6-13	1-3	6-7	3	4	1	2	0	1	19
Taylor*	40	4-10	0-1	1-3	3	3	0	0	0	1	9
Bohannon*	40	0-4	0-1	0-0	6	2	1	1	0	0	0
Evans	10	1-4	0-1	1-4	1	1	0	1	0	0	3
Jarmusz	8	0-1	0-0	0-1	0	0	0	0	0	1	0
Bruesewitz	8	0-2	0-0	0-0	3	0	0	0	0	1	0
team					1						
TOTALS	200	20-54	1-9	12-19	30	14	3	4	0	7	53

WOF	MP	FG	3P	FT	R	F	A TO	B	S	TP
Diggs*	36	6-12	1-2	0-0	4	2	2	2	1	0 13
Johnson*	20	3-9	0-0	0-2	9	4	1	0	0	1 6
Dahlman*	36	3-6	0-0	4-6	5	1	0	1	0	0 10
Salters*	26	2-4	2-2	0-0	3	2	1	1	0	0 6
Loesing*	19	1-2	0-0	0-0	0	2	1	0	0	0 2
Rundles	26	3-8	0-1	0-1	5	1	1	0	0	0 6
Martin	21	2-4	0-0	1-2	5	1	1	0	1	0 5
Dawson	8	0-1	0-1	0-0	1	1	0	0	0	0 0
Giltner	6	0-1	0-1	1-2	1	0	0	0	0	0 1
Godzinski	2	0-1	0-0	0-0	2	1	0	0	0	0 0
team					2					
TOTALS					200	20-48	3-7	6-13	37	15 7 11 2 1 49
					(.417)	(.429)	(.462)			

SCORING BY HALVES

Wofford	19	30	49
Wisconsin	27	26	53

(12) Cornell 87 • (4) UW 69

March 21, 2010 • Jacksonville, Fla. • Memorial Arena (10,657)
Despite 23 points from junior Jon Leuer, Wisconsin couldn't match Cornell's 61-percent shooting and fell, 87-69. The Badgers fell behind quickly, as Cornell raced out to an 11-1 lead just three minutes into the first half, and the Big Red's hot shooting never gave the Badgers a chance to fight their way back into it. Jason Bohannon and Leuer kept UW close early on, helping the Badgers cut a double-digit deficit to 24-21 with 7:01 to play. But Cornell stayed hot. In their final game as Badgers, seniors Jason Bohannon and Trevon Hughes finished with 18 and 10 points, respectively. Ryan Evans added 11 points off the bench. Louis Dale led Cornell with 26 points and Ryan Wittman added 24.

UW	MP	FG	3P	FT	R	F	A TO	B	S	TP
Leuer*	38	8-12	2-3	5-8	4	0	0	0	1	0 23
Nankivil*	5	0-2	0-1	0-0	2	4	0	1	0	1 0
Hughes*	32	3-8	2-5	2-2	3	5	2	6	0	0 10
Taylor*	27	2-6	2-5	1-2	3	2	6	2	0	1 7
Bohannon*	40	7-15	2-10	2-2	1	1	1	1	0	2 18
Evans	27	4-5	0-0	3-3	6	3	3	0	2	11
Jarmusz	17	0-1	0-1	0-0	0	1	0	0	0	0
Bruesewitz	1	0-0	0-0	0-0	1	0	0	0	0	0
Wilson	8	0-0	0-0	0-0	0	0	0	0	0	0
Berggren	5	0-0	0-0	0-0	0	0	1	0	0	0
team					1					
TOTALS	200	24-49	8-25	13-17	21	16	13	10	1	6 69
		(.490)	(.320)	(.765)						

CORN	MP	FG	3P	FT	R	F	A TO	B	S	TP	
Wittman*	38	10-15	3-5	1-2	3	0	2	0	0	2	24
Jaques*	14	3-4	1-2	2-2	2	5	2	1	0	2	9
Foote*	33	4-4	0-0	4-6	7	2	4	3	0	1	12
Wroblewski*	23	5-9	2-2	0-0	3	4	1	2	0	0	12
Dale*	30	10-17	2-6	4-4	3	0	3	1	0	0	26
Reeves	22	0-1	0-0	0-0	1	1	0	1	0	2	0
Wire	13	0-0	0-0	0-0	6	1	1	0	0	1	0
Coury	12	1-2	0-0	0-0	2	0	0	0	0	0	4
Tyler	8	0-1	0-0	0-0	0	1	0	0	1	0	0
Peck	2	0-0	0-0	0-0	0	0	1	0	0	0	0
Asafo-Adjei	1	0-0	0-0	0-0	0	0	0	0	0	0	0
Groebe	1	0-0	0-0	0-0	0	0	0	0	0	0	0
Osgood	1	0-0	0-0	0-0	0	0	0	0	0	0	0
Reynolds	1	0-0	0-0	0-0	0	0	0	0	0	0	0
Wilkins	1	0-1	0-0	0-0	0	0	0	0	0	0	0
team					2						
TOTALS	200	33-54	8-15	13-16	29	14	14	8	1	8	87

SCORING BY HALVES

Cornell	43	44	87
Wisconsin	31	38	69

2011

(4) UW 72 • (13) Belmont 58

March 17, 2011 • Tucson, Ariz. • McKale Center (10,293)
On the strength of hot shooting and tenacious defense, the No. 4-seeded Badgers knocked off No. 13 Belmont, 72-58, in the second round of the NCAA tournament. Jon Leuer led all scorers with 22 points while Jordan Taylor chipped in 21. Trailing 20-17 with 5:36 left in the first half, the Badgers connected on treys in five straight possessions en route to opening a 32-25 lead just before intermission. Belmont cut the lead to four points with 13 minutes left in the game but UW responded with a 13-1 run to put the game out of reach.

UW	MP	FG	3P	FT	R	F	A TO	B	S	TP					
Jarmusz*	33	1-3	1-3	2-2	3	0	3	0	0	1	5				
Leuer*	35	7-12	1-3	7-7	7	2	1	2	1	1	22				
Nankivil*	23	1-2	1-2	2-2	3	4	0	0	1	0	5				
Taylor*	39	5-13	5-9	6-8	2	3	6	3	0	0	21				
Gasser*	18	0-1	0-0	1-2	0	3	2	3	0	0	1				
Smith	1	0-0	0-0	0-0	0	0	0	0	0	1	0				
Evans	12	1-3	0-0	2-4	3	1	0	0	0	0	4				
Valentyn	2	0-0	0-0	0-0	0	1	0	0	0	0	0				
Bruesewitz	28	3-4	2-3	0-0	9	1	1	4	0	0	8				
Berggren	9	2-2	2-2	0-0	2	2	0	0	0	0	6				
team					4			1							
TOTALS					200	20-40	12-22	20-25	33	17	13	13	2	3	72
						(.500)	(.545)	(.800)							

BEL	MP	FG	3P	FT	R	F	A TO	B	S	TP
House*	21	1-3	0-1	2-2	1	0	2	0	0	4
Noack*	13	0-0	0-0	0-0	2	2	0	0	0	0
Hedgepeth* ²⁹	6-8	2-3	3-4	3	1	0	0	0	0	17
Hanlen*	19	1-7	1-4	2-4	1	3	2	1	0	2
Clark*	23	1-8	0-3	2-2	0	2	0	1	0	4
Jenkins	7	0-1	0-1	0-0	1	2	1	1	0	0
Johnson	24	4-8	0-3	5-5	3	4	4	0	0	2
Mann	12	0-0	0-0	0-0	2	0	0	1	0	0
Saunders	9	2-6	0-0	2-5	0	1	0	0	0	6
Barnes	2	0-1	0-0	0-0	1	0	1	0	0	0
Campbell	23	3-7	3-7	0-0	1	2	2	2	0	1
Baker	18	0-0	0-0	0-0	2	4	0	1	0	2
team					5					
TOTALS	200	18-49	6-22	16-22	22	21	12	7	0	7
		(.367)	(.273)	(.727)						

SCORING BY HALVES

Belmont	27	31	58
Wisconsin	34	38	72

(4) UW 70 • (5) Kansas State 65

March 19, 2011 • Tucson, Ariz. • McKale Center (11,267)
Wisconsin survived a 38-point effort from KSU's Jacob Pullen to advance to the Sweet 16 with a 70-65 win over Kansas State. Jordan Taylor, who was just 2-of-16 from the field, made the plays when it mattered most, getting a steal in the post against a much bigger player to set up Mike Bruesewitz's tiebreaking 3 with 91 seconds left, then swatting Pullen's tying attempt in the final seconds after hitting two free throws that put the Badgers up by three. UW battled back from a 55-49 deficit with less than seven minutes remaining. Jon Leuer led four Badgers in double figures with 19 points.

UW	MP	FG	3P	FT	R	F	A TO	B	S	TP					
Jarmusz*	30	3-3	2-2	0-0	1	1	3	0	0	1	8				
Leuer*	28	6-12	1-2	6-9	7	4	1	2	0	0	19				
Nankivil*	20	2-6	1-4	0-0	1	4	0	1	1	0	5				
Taylor*	40	2-16	2-6	6-6	4	2	6	0	1	1	12				
Gasser*	36	3-4	1-2	4-4	7	2	0	1	0	2	11				
Evans	5	1-3	0-0	0-0	1	0	0	0	0	0	2				
Valentyn	5	0-0	0-0	0-0	0	0	1	0	0	0	0				
Bruesewitz	29	3-4	2-3	3-4	6	2	0	1	0	0	11				
Berggren	7	1-2	0-1	0-0	0	3	1	0	0	0	2				
team					3										
TOTALS					200	21-50	9-20	19-23	30	18	12	5	2	4	70
						(.420)	(.450)	(.826)							

KSU	MP	FG	3P	FT	R	F	A TO	B	S	TP
Kelly*	38	5-12	0-0	1-4	9	4	0	1	0	0 11
Samuels*	32	4-6	0-1	0-0	9	4	1	0	0 3	8
Pullen*	32	13-22	6-8	6-8	2	4	2	3	0 0	38
Southwell*	18	0-2	0-0	0-0	4	2	1	2	0 0	0
McGruder*	32	0-2	0-2	3-4	3	2	2	0	0 0	3
Irving	5	0-0	0-0	0-0	0	1	0	0	0 0	0
Myles	2	0-0	0-0	1-2	0	0	0	0	0 0	1
Russell	7	0-1	0-0	0-0	1	3	0	1	0 0	0
Hen.-Rob.10		0-1	0-0	2-2	2	0	0	0	0 0	2
Spradling	24	0-2	0-1	2-2	0	2	1	1	0 0	2
team					2					
TOTALS	200	22-48	6-12	15-22	32	22	7	8	0 3	

SCORING BY HALVES

Kansas State	30	35	65
Wisconsin	36	34	70

(8) Butler 61 • (4) UW 54

March 24, 2011 • New Orleans, La. • N.O. Arena (12,320)
Wisconsin's 2011 season came to an end with a 61-54 Sweet 16 loss to No. 8 seed and eventual national runner-up Butler. Jordan Taylor scored 22 for UW (25-9), which shot just 30.4 percent (17 of 56) on the night. Jon Leuer had a streak of 40 consecutive games in double figures snapped when he finished with three points on 1-of-12 shooting. Butler rode a hot-shooting start to building a 33-24 halftime advantage. That lead would balloon to 20 points (47-27) with 11:32 remaining before the Badgers mounted a furious comeback. Seven straight points from Taylor jumpstarted the rally and a Josh Gasser layup with 2:15 left cut the deficit to single-digits. A pair of 3-pointers from Taylor would twice bring UW within four points with the last coming at 56-52 with 35 seconds left. However, Butler would knock down 5-of-6 free throws down the stretch to ice the win.

UW	MP	FG	3P	FT	R	F	A TO	B	S	TP
Jarmusz* 33	3-4	1-2	0-0	5	2	1	2	0	4	7
Nankivill* 25	3-7	2-4	1-2	3	1	1	1	2	0	9
Leuer* 33	1-12	1-6	0-0	6	5	2	2	1	0	3
Taylor* 39	6-19	3-10	7-12	5	4	2	4	0	1	22
Gasser* 33	2-5	0-2	2-2	2	2	2	1	0	1	6
Brust 0+	0-0	0-0	0-0	0	0	0	0	0	0	0
Smith 0+	0-0	0-0	0-0	0	0	0	0	0	0	0
Evans 7	0-1	0-0	0-0	1	3	0	0	0	0	0
Dukan 0+	0-0	0-0	0-0	0	0	0	0	0	0	0
Valenty 5	0-0	0-0	0-0	1	0	0	0	0	0	0
Bruesewitz22	2-6	0-4	3-3	4	3	1	1	0	1	7
Wilson 0+	0-0	0-0	0-0	0	0	0	0	0	0	0
Berggren 3	0-2	0-1	0-0	1	0	0	0	0	0	0
Gavinski 0+	0-0	0-0	0-0	0	0	0	0	0	0	0
team				3						
TOTALS200	17-56	7-29	13-19	31	20	9	11	3	7	54
	(.304)	(.241)	(.684)							

2012

(4) UW 73 • (13) Montana 49

March 15, 2012 • Albuquerque, N.M. • The Pit (10,774)

Jordan Taylor scored 17 points, dished out six assists and pulled down eight rebounds in the fourth-seeded Badgers' 73-49 rout of No. 13 seed Montana in the East Region. Ryan Evans led Wisconsin with 18 points and had eight boards, 14 of which came in the first half as the fourth-seeded Badgers built a double-digit lead that the Grizzlies couldn't erase. Wisconsin raced out to a 14-7 lead when Evans swished his first four shots, including a 3-pointer from the top of the key. Jared Berggren swatted away four shots in the first half and three more in the second, finishing with seven to set a Badgers record for blocks in an NCAA tournament game. Rob Wilson also added 10 points for the Badgers.

UW	MP	FG	3P	FT	R	F	A TO	B	S	TP
Evans*	30	6-8	1-1	5-6	8	0	1	5	0	18
Bruesewitz*	21	3-5	2-3	0-0	4	4	2	1	1	8
Berggren	24	2-9	0-1	1-2	3	0	2	1	7	1
Taylor*	36	6-10	3-5	2-2	8	1	6	0	0	2
Gasser*	36	3-6	2-3	4-4	2	3	1	2	0	12
Brust	14	1-3	1-2	0-0	2	3	1	0	0	3
Smith	1	0-0	0-0	0-0	0	0	0	0	0	0
Fahey	1	0-0	0-0	0-0	1	0	0	0	0	0
Jackson	2	0-1	0-0	0-0	0	0	0	0	0	0
Dukan	3	0-0	0-0	0-0	0	0	0	0	0	0
Anderson	1	0-1	0-1	0-0	0	0	0	0	0	0
Wilson	28	2-5	1-3	5-5	2	3	2	1	0	10
Kaminsky	3	0-0	0-0	0-0	2	1	0	0	0	0
team					5					
TOTALS200 23-48 10-19 17-19 37 15 15 10 8 3 73										
(479) (.526) (.895)										

UM	MP	FG	3P	FT	R	F	A TO	B	S	TP
Steward*	39	6-10	0-1	6-7	3	2	1	2	0	1
Ward*	24	1-5	1-1	2-2	2	2	0	0	0	5
Selvig*	31	3-7	1-2	0-0	4	0	4	1	1	2
Cherry*	33	3-14	1-3	2-4	2	3	0	2	1	2
Jamar*	35	3-8	0-1	0-0	4	2	3	2	0	2
Henderson	8	1-1	0-0	0-0	0	2	0	0	0	2
Gregory	1	0-0	0-0	0-0	0	0	0	0	0	0
Wood	1	0-0	0-0	0-2	0	0	0	0	0	0
Deshields	2	0-1	0-1	0-0	0	0	0	0	0	0
Stockton	17	1-1	0-0	0-0	2	4	0	1	0	1
Weisner	6	0-0	0-0	0-0	2	0	0	0	0	0
Hutchison	3	0-0	0-0	0-0	0	1	0	0	0	0
team					2					
TOTALS200 18-47 3-9 10-15 21 16 8 8 2 8 49										
(383) (.333) (.667)										

SCORING BY HALVES

Montana	29	20	49
Wisconsin	39	34	73

(4) UW 60 • (5) Vanderbilt 57

March 17, 2012 • Albuquerque, N.M. • The Pit (12,128)

The Badgers held the Southeastern Conference's two leading scorers in check and Ryan Evans grabbed a crucial rebound with 2.1 seconds left to help Wisconsin fend off Vanderbilt 60-57. The Badgers held John Jenkins (20.1) and Jeffery Taylor (16.3) to 13 and 9 points. Jenkins got a wide-open 3-pointer in the final seconds, but with the Commodores trailing 59-57, his shot was long. Ryan Evans grabbed the rebound, and made one of two free throws. Jared Berggren then got his right hand on Lance Goulbourne's overhand heave to thwart Vanderbilt's attempt at a game-tying 3-pointer. The Badgers were led by Jordan Taylor's 14 points and also got 12 from Berggren, 11 from Evans and reserve Ben Brust and 10 from Mike Bruesewitz.

UW	MP	FG	3P	FT	R	F	A TO	B	S	TP
Evans*	31	4-7	1-3	2-5	5	3	4	3	1	11
Bruesewitz*	26	4-6	2-3	0-0	3	3	2	1	0	3
Berggren	32	5-12	1-6	1-1	6	2	2	2	0	12
Taylor*	39	5-15	3-10	1-1	2	1	3	2	0	14
Gasser*	24	1-2	0-1	0-1	3	3	0	0	0	2
Brust	19	4-8	3-5	0-0	4	0	0	0	0	11
Wilson	23	0-3	0-3	0-0	2	2	2	0	0	0
Kaminsky	6	0-2	0-2	0-0	2	2	0	0	0	0
team					3					
TOTALS200 23-55 10-33 4-8 30 16 13 8 1 4 60										
(418) (.303) (.500)										

VANDY MP	FG	3P	FT	R	F	A TO	B	S	TP
Goulbourne*28	2-3	0-0	3-4	11	2	2	1	0	7
Tchiengang*13	1-1	0-0	0-0	2	2	1	1	0	2
Taylor*30	4-12	1-5	0-0	1	3	0	3	1	9
Tinsley*23	4-6	2-4	0-0	2	4	1	3	0	10
Jenkins*33	3-13	2-9	5-6	2	2	2	1	0	13
Johnson18	0-2	0-0	0-0	1	0	1	0	1	0
Ezeli27	5-7	0-0	4-6	11	1	0	2	1	14
Parker15	1-2	0-1	0-0	1	0	1	0	0	2
Odum13	0-0	0-0	0-0	1	3	0	0	0	0
team				3					
TOTALS200 20-46 5-19 12-16 35 17 8 12 3 4 57									
(435) (.263) (.750)									

SCORING BY HALVES

Vanderbilt	31	26	57
Wisconsin	32	28	60

(1) Syracuse 64 • (4) UW 63

March 22, 2012 • Boston, Mass. • TD Garden (18,796)

Wisconsin's defense held Syracuse 10 points below its season average, while the Badgers connected on 14 3-pointers on the offensive end -- including six straight in a key second-half surge, but the Orange prevailed with a 64-63 win in the Sweet 16. Wisconsin turned the ball over just six times against the Orange's vaunted 2-3 zone defense and got 17 points each from senior Jordan Taylor and junior Jared Berggren. It wasn't decided until Taylor missed a long 3-pointer with 3 seconds left. Josh Gasser corralled the rebound but his toss toward the basket was off at the buzzer.

UW	MP	FG	3P	FT	R	F	A TO	B	S	TP
Evans*	32	3-11	1-2	0-0	4	2	0	1	0	7
Bruesewitz*	18	1-3	0-1	0-0	4	4	4	1	1	0
Berggren*	25	6-7	3-3	2-3	2	3	1	1	0	17
Taylor*	40	6-15	5-9	0-0	4	0	6	1	1	17
Gasser*	30	1-3	1-3	4-5	4	1	2	0	0	7
Brust	25	3-6	3-6	0-0	1	0	2	0	0	9
Jackson	0+	0-0	0-0	0-0	0	0	0	0	0	0
Wilson	20	1-4	1-3	1-2	4	1	0	2	0	4
Kaminsky	10	0-0	0-0	0-2	0	1	0	0	0	0
team					2					
TOTALS200 21-49 14-27 7-12 25 12 15 6 2 2 63										
(429) (.519) (.583)										

SU	MP	FG	3P	FT	R	F	A TO	B	S	TP
Fair*	37	7-9	0-0	1-3	7	0	0	1	0	15
Christmas*	11	0-0	0-0	0-0	1	3	0	0	0	0
Joseph*	39	3-8	1-2	0-1	2	1	0	1	0	7
Jardine*	35	5-8	2-3	2-2	2	1	4	1	0	14
Triche*	19	5-7	1-2	0-1	2	2	0	2	0	11
Walters	27	5-11	1-1	2-2	3	1	1	1	0	13
Keita	28	2-4	0-0	0-0	5	5	0	0	1	4
Southerland	4	0-2	0-1	0-0	1	0	0	0	0	0

team										
TOTALS200	27-49	5-9	5-9	26	13	5	6	1	4	64
	(.551)	(.556)	(.556)							

SCORING BY HALVES

Wisconsin	27	36	63
Syracuse	33	31	64

2013

(12) Ole Miss 57 • (5) Wisconsin 46

March 22, 2013 • Kansas City, Mo. • Sprint Center (18,972)

Wisconsin endured one of its worst shooting performances of the season in a 57-46 loss to the 12th-seeded Ole Miss Rebels in the opening round of the 2013 NCAA Tournament. Despite holding a 25-22 lead heading into the half, the Badgers' shot just 22.2 percent (8-36) from the field in the second stanza and saw junior Marshall Henderson score 17 of his game-high 19 points in the final 20 minutes of action. Freshman Sam Dekker gave UW a lift off the bench, tallying a team-best 14 points on 5-for-13 (.385) shooting from the field. He was the only Badgers player to reach double-figures as UW was eliminated in the first round of the NCAA tournament for just the third time in the last 13 seasons.

UW	MP	FG	3P	FT	R	F	A TO	B	S	TP
Evans*	28	2-8	0-0	1-3	7	0	2	1	1	5
Bruesewitz*	32	1-4	1-3	0-0	6	3	1	4	2	3
Berggren*	30	2-10	1-5	3-4	9	2	1	2	3	8
Brust*	38	2-9	2-9	0-0	4	1	0	0	3	4
Jackson*	35	2-10	1-2	3-4	5	4	4	2	0	5
Marshall	7	0-1	0-1	0-0	1	1	0	0	0	0
Dekker	20	5-13	2-10	2-2	3	3	0	1	0	14
Kaminsky	10	1-4	0-0	0-0	3	2	2	1	1	2
team					2					
TOTALS200 15-59 7-30 9-13 40 16 10 11 7 7 46										
(254) (.233) (.692)										

OLE M	MP	FG	3P	FT	R	F	A TO	B	S	TP
Buckner*	33	4-10	0-0	1-5	12	2	0	1	5	2
Holloway*	37	4-7	0-0	2-4	9	2	2	0	1	2
Williams*	27	2-6	1-2	0-0	3	2	1	0	0	4
Henderson*	35	6-21	3-12	4-4	4	0	1	3	0	19
Summers*	32	3-7	0-0	3-3	3	5	3	4	0	9
Newby	0+	0-0	0-0	0-0	0	0	0	0	0	0
Millinghaus	6	0-0	0-0	0-0	1	1	1	1	0	0
White	20	3-6	0-1	0-0	6	0	0	0	0	6
Perez	1	0-0	0-0	0-0	0	0	0	0	0	0
Brutus	9	0-0	0-0	0-0	2	0	0	0	0	0
team					3					
TOTALS200 22-57 3-15 10-16 43 12 8 10 6 6 57										
(386) (.200) (.625)										

SCORING BY HALVES

Ole Miss	22	35	57
Wisconsin	25	21	46

2014

(2) Wisconsin 75 • (15) American 35

March 20, 2014 • Milwaukee, Wis. • BMO Harris Bradley Center
Playing the first two tournament games close to home was a goal all year, and Wisconsin players fed off the energy to extinguish any upset hopes of 15th-seeded American. Traevon Jackson led UW with 18 points. Ben Brust scored 17 points and the No. 2 seed devastated the Eagles with a 22-5 run to close the first half in a 75-35 victory Thursday in Milwaukee. No. 2 seed Wisconsin recovered from a brief first-half rut as the Eagles, champions of the Patriot League, built a seven-point lead with their Princeton-style offense. The Badgers hit 57 percent of their shots in the second half on the way to their largest margin of victory in the school's 44 NCAA postseason games.

UW	MP	FG	3P	FT	R	F	A TO	B	S	TP
Dekker*	27	5-11	1-3	0-0	6	2	0	0	0	2 11
Kaminsky*	20	3-9	0-3	2-2	4	4	2	2	0	2 8
Brust*	25	6-9	4-7	1-1	4	1	2	0	0	0 17
Jackson*	29	6-8	2-4	4-4	4	1	3	2	0	0 18
Gasser*	32	1-2	1-1	4-4	2	1	4	1	0	0 7
Hayes	22	2-3	0-0	2-2	4	2	1	0	1	2 6
Hill	2	0-1	0-1	0-0	1	0	0	1	0	0 0
Dukan	12	2-2	1-1	0-0	3	1	1	1	0	0 5
Koenig	19	1-3	1-3	0-0	0	2	0	0	0	0 3
Brown	6	0-3	0-0	0-1	1	1	0	0	0	0 0
Anderson	3	0-1	0-0	0-0	0	0	0	0	0	0 0
Bohannon	3	0-0	0-0	0-0	0	0	0	0	0	1 0
team					2					
TOTALS	200	26-52	10-32	13-14	31	15	13	7	1	9 75
										(.500) (.435) (.929)

AU	MP	FG	3P	FT	R	F	A TO	B	S	TP
Kager*	10	0-0	0-0	0-0	1	1	0	0	0	0 0
Wroblecky*	35	3-6	0-0	5-6	5	4	4	6	0	1 11
Gardner*	38	2-7	0-1	0-0	8	3	3	5	0	1 4
Reed*	40	2-9	1-5	4-6	5	1	0	2	0	1 9
Schoof*	37	4-10	3-5	0-0	3	2	0	3	0	2 11
Carroll	2	0-1	0-1	0-0	0	0	0	1	0	0 0
Vasic	25	0-2	0-1	0-1	0	2	0	0	0	0 0
Jones	5	0-1	0-1	0-0	0	2	1	0	0	0 0
Rhea	3	0-1	0-1	0-2	1	0	0	0	0	0 0
Elcano	5	0-0	0-0	0-0	0	1	0	0	0	0 0
team					1					
TOTALS	200	11-37	4-15	9-15	24	16	8	17	0	5 35
										(.297) (.267) (.600)

SCORING BY HALVES

American	22	13	35
Wisconsin	32	43	75

(2) Wisconsin 85 • (7) Oregon 77

March 22, 2014 • Milwaukee, Wis. •

BMO Harris Bradley Center (18,206)

In a test of tempos, Wisconsin delivered the knockout punch. Ben Brust hit a 3-pointer with 1:07 left and the second-seeded Badgers overcame seventh-seeded Oregon's transition game for a thrilling 85-77 win Saturday night to get into the Sweet 16. Brust's clutch 3 from the wing gave the Badgers the lead for good and pushed the senior past Tim Locom for the most career 3s in UW history. The Badgers trailed by 12 at the half, but began the second half with a 17-6 run in front of a partisan crowd. All five Wisconsin starters scored in double figures, led by Frank Kaminsky's 19 points. Sam Dekker added 12 points and eight rebounds, while Traevon Jackson had 16 points (9-of-11 FTs), eight rebounds and five assists in the balanced effort. After giving up 19 fast break points in the first stanza, UW held uptempo Oregon to none in the final 20 minutes. Wisconsin also outrebounded the Ducks, 36-26, including 14 offensive rebounds.

UW	MP	FG	3P	FT	R	F	A TO	B	S	TP
Dekker*	32	4-10	1-4	3-4	8	1	4	1	0	0 12
Kaminsky*	33	8-15	1-5	2-7	5	3	0	1	1	1 19
Brust*	32	4-9	4-8	0-0	3	4	1	1	0	0 12
Jackson*	35	3-8	1-2	9-11	8	2	5	3	0	0 16
Gasser*	34	5-7	3-5	0-0	5	3	3	0	0	0 13
Hayes	10	2-5	0-0	2-3	2	2	1	1	0	0 6
Dukan	5	1-2	0-1	0-0	0	0	0	0	0	0 2
Koenig	19	2-4	1-3	0-0	1	1	1	1	0	0 5
team					4	1				
TOTALS	200	29-60	11-28	16-25	36	17	15	8	1	1 85
										(.483) (.393) (.640)

OREGONMP	FG	3P	FT	R	F	A TO	B	S	TP
Moser*	22	4-9	2-5	2-2	2	2	0	0	0 12
Austin*	8	0-0	0-0	0-0	2	1	0	1	0 0
Young*	34	10-19	4-7	5-6	3	0	2	0	0 29
Loyd*	32	1-7	0-2	0-0	1	3	5	1	0 1 2
Dotson*	19	2-3	1-1	0-0	5	3	0	0	0 5
Artis	7	1-2	0-1	0-0	3	0	1	0	0 2
Calliste	29	4-5	1-2	11-11	4	4	0	2	0 1 20
Amardi	7	0-0	0-0	2-2	1	4	0	0	1 2
Cook	23	2-3	0-0	1-2	3	3	1	3	0 1 5
Carter	19	0-1	0-0	0-0	2	3	0	1	1 1 0
team					0				
TOTALS	200	24-49	8-18	21-23	26	23	9	8	1 5 77
		(.490)	(.444)	(.913)					

SCORING BY HALVES

Oregon	49	29	77
Wisconsin	37	48	85

(2) Wisconsin 69 • (6) Baylor 52

March 27, 2014 • Anaheim, Calif. • Honda Center (17,773)

It was domination from the tip as the Badgers jumped out to a quick 8-2 and led by at least 15 points for the entire second half in dispatching No. 7 seed Baylor. Wisconsin dissected the Bears' vaunted zone defense, making 52.0 percent of its shots. Frank Kaminsky did the damage on the inside, making 8-of-11 shots and scoring 19 points, while Ben Brust made 3-of-5 3 pointers and added 14. On the defensive end, UW limited Baylor to a season-low 16 first-half points and its 52 total points matched a season low. In addition to his dominance on the offensive end, Kaminsky patrolled the lane on defense, blocking a career-high six shots.

UW	MP	FG	3P	FT	R	F	A TO	B	S	TP
Dekker*	22	3-8	1-4	0-3	2	1	1	2	0	0 7
Kaminsky*	34	8-11	0-0	3-4	4	3	3	0	6	0 19
Brust*	34	5-7	3-5	1-2	6	1	2	1	0	0 14
Jackson*	23	2-4	1-2	2-2	7	4	5	2	0	0 7
Gasser*	34	0-5	0-2	4-4	8	0	3	2	0	1 4
Hayes	18	5-9	0-0	0-2	6	4	2	1	0	0 10
Hill	1	0-1	0-1	0-0	0	1	0	1	0	0 0
Dukan	15	2-3	0-0	1-3	1	0	1	0	0	0 5
Koenig	16	1-2	1-2	0-0	1	2	1	1	0	0 3
Brown	1	0-0	0-0	0-0	0	0	0	0	0	0 0
Anderson	1	0-0	0-0	0-0	1	0	0	0	0	0 0
Bohannon	1	0-0	0-0	0-0	0	0	0	0	0	0 0
team					4					
TOTALS	200	26-50	6-16	11-20	40	16	18	10	6	1 69
										(.520) (.375) (.550)

BAYLORMP	FG	3P	FT	R	F	A TO	B	S	TP
O'Neale* 29	1-6	0-1	1-2	5	3	4	2	1	1
Jefferson* 31	6-13	0-3	3-4	7	1	1	1	0	15
Austin* 31	5-12	0-2	2-2	5	4	1	0	2	0
Chery* 33	2-10	1-2	7-8	8	2	1	1	0	12
Heslip* 34	1-6	1-4	0-0	0	0	0	0	0	1
Gathers 14	1-4	0-0	0-0	2	2	1	0	0	0
Franklin 18	2-8	0-3	0-0	1	2	2	1	0	1
Heard 0+	0-0	0-0	0-0	0	0	0	0	0	0
Lowery 0+	0-0	0-0	0-0	0	0	0	0	0	0
Wainright 1	0-0	0-0	1-2	0	1	0	0	0	1
Prince 9	0-0	0-0	0-0	2	1	0	1	0	1
team				3					
TOTALS200	18-59	2-15	14-18	33	16	10	6	3	5
	(.305)	(.133)	(.778)						

SCORING BY HALVES

Baylor	16	36	52
Wisconsin	29	40	69

(2) Wisconsin 64 • (1) Arizona 63 (OT)

March 29, 2014 • Anaheim, Calif. • Honda Center (17,814)

Riding a monster performance from Frank Kaminsky, the Badgers advanced to the second Final Four in school history by outlasting No. 1 seed Arizona, 64-63, in overtime. Kaminsky recorded the second double-double of his career, scoring 28 points and pulling down 11 rebounds. In a tense battle that saw neither team lead by more than three points for the final 18 minutes of game action, the Badgers came up with the big plays in overtime. Traevon Jackson had a chance to win the game in regulation but his pull-up jumper at the buzzer was just short. In overtime, Ben Brust opened the scoring with his only 3-pointer of the game. After that, Kaminsky scored six of UW's final seven points, including the go-ahead basket with 2:21 left. His tip-in with just over a minute remaining gave the Badgers a three-point lead. After Arizona cut the lead to one, the Wildcats got the ball back and had three chances to take the lead in the final 12 seconds but UW's defense turned them away each time.

UW	MP	FG	3P	FT	R	F	A TO	B	S	TP
Dekker*	35	2-5	1-2	2-2	8	0	2	1	0	7
Kaminsky*	37	11-20	3-5	3-4	11	3	1	1	0	28
Brust*	39	2-7	1-3	0-0	2	2	1	1	0	5
Jackson*	40	4-14	0-3	2-2	3	1	5	2	0	10
Gasser*	38	1-5	0-3	3-4	5	3	1	2	0	15
Hayes	16	2-8	0-0	0-0	2	2	0	1	0	4
Dukan	3	0-0	0-0	0-0	1	2	0	0	0	0
Koenig	17	2-2	1-1	0-0	2	1	1	0	0	5
team					4	1				
TOTALS	200	24-61	6-17	10-12	38	15	11	8	0	3 64
		(.393)	(.353)	(.833)						

ARIZONAMP	FG	3P	FT	R	F	A TO	B	S	TP
Gordon* 39	3-11	1-2	1-2	18	1	2	1	2	1
Tarczewski* 32	5-8	0-0	2-3	4	2	0	2	1	0
York* 29	0-2	0-0	1-2	2	2	0	0	0	1
McConnell* 39	2-10	2-5	3-4	3	3	2	2	0	0
Johnson* 43	6-16	1-3	3-4	4	2	3	1	0	0
Mayes 5	2-2	0-0	0-0	1	2	0	1	0	0
Hollis-Jeff.* 31	4-7	0-0	2-2	4	3	1	0	2	1
Pitts 7	1-2	1-2	0-0	2	2	0	0	0	0
team				1					
TOTALS200	23-58	5-12	12-17	39	17	8	7	5	2
	(.397)	(.417)	(.706)						

SCORING BY HALVES

Wisconsin	25	29	10	64
Arizona	28	26	9	63

(8) Kentucky 74 • (2) Wisconsin 73

April 5, 2014 • Arlington, Texas • AT&T Stadium (79,444)

In front of the largest crowd to ever witness a college basketball game, 79,444, the fans at AT&T Stadium were treated to one of the most entertaining national semifinals in history. It was a game-winning 3-pointer from Kentucky's Aaron Harrison that proved to be the difference as the Wildcats advanced with a thrilling 74-73 victory. Wisconsin did almost everything it needed to do to beat Kentucky, as UW held one of the country's most dominant offensive rebounding teams off of the glass, while shooting a Final Four record 95.0 percent (19-20) from the charity stripe. Bronson Koenig provided most of the entertainment in the first 20 minutes of action after point guard Traevon Jackson was charged with his second foul just six minutes into the first half. Coming off the bench, the freshman lit up Kentucky for 11 points in 16 minutes, as UW took a 40-36 halftime advantage into the locker room. After a Sam Dekker 3-pointer opened the second-half scoring, Kentucky went on a 15-0 run to build a 51-43 lead. UW would answer with a 10-2 run to tie the game and set up a thrilling

finish. With the game tied at 72-72 and 16 seconds left in regulation, Jackson was fouled and sent to the line for three free throw attempts, making 2-of-3. The Badgers' lone miss from the line gave Kentucky the hope it needed, as Harrison's deep 3-pointer clanged in with five seconds remaining. Jackson, who has earned a reputation for knocking down clutch game-winners, missed a jumper at the buzzer and the Badgers fell short in their quest for the school's first national title appearance since 1941.

UW	MP	FG	3P	FT	R	F	A TO	B	S	TP
Dekker*	25	3-4	1-2	8-8	4	2	1	0	1	15
Kaminsky*	32	4-7	0-0	0-0	5	3	0	1	2	8
Brust*	38	3-9	3-7	6-6	4	3	0	2	0	15
Jackson*	22	4-9	1-3	3-4	4	3	3	2	0	12
Gasser*	40	1-4	0-1	0-0	5	2	3	0	0	1
Hayes	7	1-2	0-0	0-0	0	2	1	1	0	2
Dukan	15	3-5	2-3	0-0	5	0	2	0	0	8
Koenig	20	4-10	1-4	2-2	0	2	1	2	0	11
Brown	1	0-0	0-0	0-0	0	1	0	0	0	0
team					0					
TOTALS	200	23-50	8-20	19-20	27	18	11	8	3	4 73
										(.460) (.400) (.950)

UK	MP	FG	3P	FT	R	F	A TO	B	S	TP
Young*	37	5-11	1-2	6-7	5	3	2	1	0	2
Randle*	27	6-10	0-0	4-6	5	1	0	1	0	16
Johnson*	18	4-6	0-0	2-3	7	3	1	0	0	10
Harrison, Aa.*	36	3-8	1-1	1-2	3	2	2	0	0	8
Harrison, An.*	29	4-14	0-2	1-2	3	3	4	2	0	9
Lee	10	2-3	0-0	0-0	1	4	0	0	1	4
Polson	3	0-2	0-0	0-0	1	0	0	0	0	0
Poythress	29	4-4	0-0	0-1	7	2	0	0	0	8
Hawkins	11	1-1	0-0	0-0	0	2	0	0	0	2
team					0					
TOTALS	200	29-58	2-5	14-21	32	17	9	4	1	4 74
										(.500) (.400) (.667)

SCORING BY HALVES

Kentucky	36	38	74
Wisconsin	40	33	73

2015

(1) Wisconsin 86 • (16) Coastal Carolina 72

March 20, 2015 • Omaha, Neb. • CenturyLink Center (17,534)

Wisconsin's frontcourt of Frank Kaminsky, Sam Dekker and Nigel Hayes did the heavy lifting as UW cruised to an opening-round win over Coastal Carolina. Playing as a No. 1 seed for the first time in school history, the Badgers used a combined 62 points from the frontcourt trio, including 27 points from Kaminsky and 20 from Dekker. The Badgers shot a school-NCAA tournament record 54.1%, hitting 11-of-27 3-pointers. UW's 86 points marked the second-highest scoring output in school tourney annals. Wisconsin move to 12-2 in opening tournament games under Bo Ryan as it posted a 36-25 rebounding edge, including 12 to 7 on the offensive glass which led to 14 second chance points.

UW	MP	FG	3P	FT	R	F	A TO	B	S	TP
Hayes*	28	6-12	1-2	2-3	8	1	3	1	0	15
Dekker*	35	8-15	4-8	0-0	2	1	2	0	0	20
Kaminsky*	35	10-14	3-5	4-5	12	0	4	2	1	27
Gasser*	33	3-4	1-2	2-2	5	3	0	1	0	9
Koenig*	33	3-7	2-6	0-0	2	3	4	2	0	8
Smith	1	0-0	0-0	0-0	0	0	0	0	0	0
Showalter	9	1-2	0-1	0-0	0	3	1	1	0	2
Moesch	1	0-0	0-0	0-0	0	0	0	0	0	0
Dukan	21	2-6	0-3	1-2	5	0	0	0	0	5
Brown	3	0-1	0-0	0-0	0	0	0	1	0	1
Dearring	1	0-0	0-0	0-0	0	0	0	1	0	0
team					2					
TOTALS	200	33-61	11-27	9-12	36	11	14	9	1	5 86
										(.541) (.407) (.750)

COASTAL	MP	FG	3P	FT	R	F	A TO	B	S	TP
Curtis*	26	0-1	0-0	0-0	6	3	0	0	1	0
Diagne*	31	1-4	0-1	4-4	3	3	0	2	0	6
Gillis*	34	10-19	0-1	2-2	5	2	1	1	0	22

Cameron*	31	4-9	3-5	0-0	1	1	3	0	0	2
Wiggins*	25	2-6	0-0	0-0	3	0	4	1	0	4
Enanga	5	0-1	0-1	0-0	1	0	1	0	0	0
Wilson	29	7-11	4-4	2-3	1	3	0	2	0	20
Ray-St. Cyr	1	1-1	0-0	0-0	0	0	0	0	0	1
Freeman	18	3-6	0-0	1-2	4	2	0	0	0	7
team					1					
TOTALS	200	28-58	7-12	9-11	25	14	9	6	1	8 72
										(.483) (.583) (.818)

SCORING BY HALVES

Coastal Carolina	32	40	72
Wisconsin	47	39	86

(1) Wisconsin 72 • (8) Oregon 65

March 22, 2015 • Omaha, Neb. • CenturyLink Center (17,563)

A rematch of the 2014 third-round NCAA tournament matchup between Wisconsin and Oregon, Sam Dekker scored 17 points and led four Badgers in double digits, as UW punched its ticket back to the Sweet 16 with a 72-65 win. Wisconsin never trailed thanks to a 20-9 start to the game. Dwayne Benjamin would tie the game at 52-52 with 5:27 left, but the Badgers responded with a 10-2 run jumpstarted by Dekker's reverse layup and 3-pointer to make it 58-52 UW. Joseph Young scored 30 points for the Ducks, but it was not enough to counter the balanced attack of Wisconsin, which received 16 points from Frank Kaminsky, 14 from Nigel Hayes and 12 from Bronson Koenig. UW would limit Oregon to just four fast break points and own a decided advantage at the free throw line.

UW	MP	FG	3P	FT	R	F	A TO	B	S	TP
Hayes*	37	4-9	1-5	5-8	5	1	3	1	1	14
Dekker*	33	6-12	3-8	2-4	5	2	0	1	1	17
Kaminsky*	38	6-13	0-0	4-5	7	2	2	1	0	16
Gasser*	36	1-4	0-3	2-2	1	1	4	0	1	4
Koenig*	28	2-7	1-3	7-8	1	3	0	1	0	12
Showalter	15	2-2	1-1	0-0	5	2	2	0	0	5
Dukan	13	1-4	1-3	1-2	3	2	0	2	0	4
team					5					
TOTALS	200	22-51	7-23	21-29	32	13	11	6	3	3 72
										(.431) (.304) (.724)

OREGON	MP	FG	3P	FT	R	F	A TO	B	S	TP
Bell*	30	4-5	0-0	0-0	7	1	1	1	4	1
Cook*	31	1-8	0-0	0-0	6	4	1	3	0	2
Brooks*	29	2-7	0-3	0-0	4	4	1	1	0	0
Young*	40	12-25	2-6	4-4	3	3	4	1	0	30
Abdul-Bassit*	22	4-6	4-5	0-0	0	4	1	0	0	1
Benjamin	30	3-6	2-4	0-0	8	3	1	2	0	8
Benson	14	0-1	0-1	0-0	1	1	2	0	0	0
Rorie	4	0-1	0-0	1-3	3	0	2	0	0	1
team					2					
TOTALS	200	26-59	8-19	5-7	34	20	13	8	4	3 65
										(.441) (.421) (.714)

SCORING BY HALVES

Oregon	28	37	65
Wisconsin	31	41	72

(1) Wisconsin 79 • (4) North Carolina 72

March 26, 2015 • Los Angeles, Calif. • Staples Center (19,067)

Trailing by two points at halftime, and down by as much as seven points in the second half, Wisconsin looked like a top seed on the ropes. Led by Sam Dekker's career- and game-high 23 points, the Badgers proved their grit, however, rallying in the final 10 minutes to hold off North Carolina, 79-72, and advance to the Elite Eight. Both teams shot 46 percent for the game, but UW improved to 58 percent in the second half and made 20 of 23 free throws to keep its hopes of a second straight Final Four berth alive. Zak Showalter came off the bench in the second half and scored six points that sparked a 19-7 comeback run that helped UW regain a 65-60 lead with just over five minutes remaining. Marcus Paige hit consecutive 3-pointers that drew North Carolina within one with 54 seconds to go, but UW made all eight of its free throws -- four by Frank Kaminsky -- over the closing seconds to help UW stave off No. 4 seed North Carolina. Kaminsky added 19 points and eight rebounds in the win, while Nigel Hayes had 12 points and six rebounds.

UW	MP	FG	3P	FT	R	F	A TO	B	S	TP
Hayes*	35	3-11	0-4	6-7	6	3	0	2	0	12
Dekker*	32	10-15	1-5	2-2	10	0	1	0	0	23
Kaminsky*	39	5-11	1-1	8-8	8	2	2	2	0	19
Gasser*	40	2-4	2-3	0-0	4	3	4	0	0	6
Koenig*	23	2-9	2-6	3-4	3	5	4	0	0	9
Showalter	8	3-3	0-0	0-0	1	3	1	0	0	6
Jackson	9	1-3	1-2	1-2	1	0	1	1	0	4
Dukan	14	0-0	0-0	0-0	0	2	0	0	0	0
team					2					
TOTALS	200	26-56	7-21	20-23	35	18	13	5	0	3 79
										(.464) (.333) (.870)

UNC	MP	FG	3P	FT	R	F	A TO	B	S	TP
Meeks*	14	1-4	0-0	2-2	4	3	0	0	0	4
Johnson*	22	7-9	0-0	1-2	4	4	0	0	1	15
Jackson*	31	6-11	3-3	0-0	2	2	3	0	0	15
Paige*	37	4-11	3-5	1-2	2	2	3	1	0	12
Tokoto*	33	2-6	0-0	0-0	4	1	3	1	0	4
Britt	9	1-4	0-1	2-2	2	2	0	1	0	4
Pinson	4	0-1	0-1	1-2	0	0	0	1	0	1
Berry II	19	2-3	2-3	3-4	1	2	3	0	0	9
Hicks	18	2-5	0-0	2-4	6	3	0	0	0	6
James	13	1-2	0-0	0-0	1	1	0	0	0	2
team					2					
TOTALS	200	26-56	8-13	12-18	28	20	12	4	1	3 72
										(.464) (.615) (.667)

SCORING BY HALVES

North Carolina	33	39	72
Wisconsin	31	48	79

(1) Wisconsin 85 • (2) Arizona 78

March 28, 2015 • Los Angeles, Calif. • Staples Center (19,067)

On one of the biggest stages in college basketball, Sam Dekker had a second-half performance that will go down in Wisconsin basketball lore. Despite trailing by three points at halftime, Dekker hit five of UW's 10 3-pointers in the second half -- a perfect 6-for-6 from the floor in the final 20 minutes -- on his way to a career-high of 27 points and helping UW secure its second-straight trip to the Final Four with an 85-78 win. Frank Kaminsky kept the Badgers in the game throughout, including a key stretch that fueled an offensive outburst from UW to start the second half. Kaminsky scored eight of UW's first 14 points out of the break and finished with a game-high 29 points. Arizona applied full-court pressure in the last four minutes, which helped the Wildcats twice draw the game to within five points in the last two and a half minutes. Dekker put his foot down, both times connecting on arcing 3-pointers that led

top-seeded Wisconsin past No. 2 Arizona and onto the fourth Final Four in school history. UW hit 10 of 12 3-pointers in the second half, connecting on a season-high 67 percent overall, and outscored UA 30-3 from long range. Dekker had five 3-pointers and was named West Regional Most Outstanding Player. A rematch of last year's West Regional Final, Wisconsin denied Arizona a Final Four berth for the second-straight year, having also beaten them by one point in overtime in Anaheim, California, a year ago when their seeds were reversed.

UW	MP	FG	3P	FT	R	F	A TO	B	S	TP
Hayes*	26	3-6	2-4	0-0	3	4	4	1	0	8
Dekker*	37	8-11	5-6	6-7	5	2	1	1	0	27
Kaminsky*	38	9-20	1-2	10-12	6	4	1	3	1	29
Gasser*	36	3-4	2-3	2-4	2	3	2	0	2	10
Koenig*	33	1-1	1-1	3-4	1	4	3	2	0	6
Showalter*	31	0-0	0-0	0-0	0	1	0	0	1	0
Jackson	7	0-1	0-0	0-0	0	0	0	1	0	0
Dukan	18	1-2	1-2	2-4	1	3	0	0	0	5
Brown	1	0-0	0-0	0-0	0	0	0	0	0	0
team					3					
TOTALS	200	25-45	12-18	23-31	21	21	11	9	1	85
		(.556)	(.667)	(.742)						

ARIZONA	MP	FG	3P	FT	R	F	A TO	B	S	TP
Johnson*	25	2-4	0-1	2-2	2	5	0	3	0	6
Ashley*	21	5-8	0-0	7-7	4	4	0	0	0	17
H.-Jefferson*	37	6-12	0-0	5-6	8	5	0	0	0	17
Tarczewski*	25	3-5	0-0	5-5	2	4	1	1	0	11
McConnell*	38	4-8	0-2	6-6	0	1	5	3	0	14
J.-Cartwright*	41	1-0	0-0	0-0	1	1	0	1	0	2
York	33	3-5	2-3	3-4	2	1	1	2	0	11
Ristic	0+	0-0	0-0	0-0	1	0	0	0	0	0
Pitts	17	0-0	0-0	0-0	0	1	1	0	0	0
team					2					
TOTALS	200	24-43	2-6	28-30	22	22	8	10	1	78
		(.558)	(.333)	(.933)						

SCORING BY HALVES

Arizona	33	45	78
Wisconsin	30	55	85

(1) Wisconsin 71 • (1) Kentucky 64

April 4, 2015 • Indianapolis • Lucas Oil Stadium (72,238)

Everyone remembered the heartbreaking loss Wisconsin suffered to Kentucky in the 2014 Final Four, especially the Badgers. It's not every day a team gets a second chance, but that's exactly what UW got when it found itself squaring off with the Wildcats in the 2015 Final Four. The opportunity would not go wasted. Wisconsin did what nobody else could, knocking off the undefeated Wildcats (38-1) in a 71-64 thriller behind 20 points and 11 rebounds from Frank Kaminsky and a clutch comeback down the stretch. Trailing by four after going six minutes without a basket, the Badgers responded with an 8-0 run to take a lead Kentucky would not overcome. The Wildcats led 60-56 with 6:37 left and didn't score again until there were 56 seconds left. By then, it was too late, as Sam Dekker added 16 points of his own, including six during UW's pivotal 8-0 run, and Bronson Koenig had 12 points to drive the Badgers in one of the program's most iconic victories. With the win, Wisconsin advanced to its first NCAA final since 1941.

UW	MP	FG	3P	FT	R	F	A TO	B	S	TP
Hayes*	37	3-9	2-5	4-4	5	3	1	2	0	12
Dekker*	34	6-9	2-3	2-4	3	1	1	0	0	16
Kaminsky*	37	7-11	1-3	5-6	11	3	2	3	2	20
Gasser*	32	1-2	1-1	0-0	4	3	0	3	0	3
Koenig*	31	4-12	1-4	3-4	4	1	2	0	0	12
Showalter	5	0-0	0-0	0-0	0	0	1	1	0	0
Jackson	12	1-3	0-0	4-4	2	1	2	1	0	6
Dukan	11	1-2	0-1	0-0	1	1	1	0	0	2
Brown	1	0-0	0-0	0-0	0	1	0	0	0	0
team					4					
TOTALS	200	23-48	7-17	18-22	34	14	10	10	2	71
		(.479)	(.412)	(.818)						

UK	MP	FG	3P	FT	R	F	A TO	B	S	TP
Towns*	31	7-11	0-0	2-3	9	2	1	2	1	16
Cauley-Stein*	33	1-4	0-0	0-0	5	2	1	1	2	2
Lyles*	29	3-7	0-0	3-3	1	2	0	1	0	9
Harrison, Aa.*	27	5-10	0-1	2-2	3	5	0	0	0	12
Harrison, An.*	31	5-11	1-1	2-2	2	2	4	1	1	13
Lee	5	0-0	0-0	0-0	1	1	0	0	0	0
Booker	19	3-6	0-0	0-0	1	3	0	0	0	6
Ulis	17	2-4	2-3	0-0	0	2	1	0	0	6
Johnson	8	0-1	0-0	0-0	0	1	0	1	0	0
team					0					
TOTALS	200	26-54	3-5	9-10	22	20	7	6	4	64
		(.481)	(.600)	(.900)						

SCORING BY HALVES

Wisconsin	36	35	71
Kentucky	36	28	64

(1) Duke 68 • (1) Wisconsin 63

April 6, 2015 • Indianapolis • Lucas Oil Stadium (71,149)

The most prolific season in Wisconsin basketball history came to an unfortunate end, as Wisconsin fell in a 68-63 loss to Duke in the national championship game. Frank Kaminsky finished with 21 points and 11 rebounds, but "Frank The Tank" was unable to drive the Badgers any further on their magical NCAA tournament run. UW held a nine-point lead, 49-38, with 13:00 remaining but Duke would tie the game up at 54-54 with 7:00 left. Kaminsky hit a 3-pointer with 1:08 left that gave UW some late hope to pull within 66-61. Nigel Hayes, who finished with 13 points, then converted a dunk with 49 seconds left that got the Badgers within three. But Duke and its freshmen held on from there. Sam Dekker finished with 12 points and eight rebounds, but was unable to rely on his previously hot 3-point shot. Fouls also hurt in the second half. Wisconsin had just two fouls in the first half, but 13 in the second - unusual for a team that led the nation in fewest fouls per game. Wisconsin ended its season with 36 wins, the most in program history.

UW	MP	FG	3P	FT	R	F	A TO	B	S	TP
Hayes*	37	5-10	3-4	0-2	1	2	0	1	0	13
Dekker*	34	6-15	0-6	0-0	8	1	2	0	0	12
Kaminsky*	39	7-16	2-4	5-6	12	1	2	1	1	21
Gasser*	36	0-1	0-0	0-0	6	3	3	0	0	0
Koenig*	31	4-9	1-3	1-2	0	3	4	0	0	10
Jackson	13	1-7	0-2	0-0	3	1	2	1	0	2
Dukan	10	2-3	1-2	0-0	3	4	0	1	0	5
team					2					
TOTALS	200	25-61	7-21	6-10	35	15	13	5	1	63
		(.410)	(.333)	(.600)						

DU	MP	FG	3P	FT	R	F	A TO	B	S	TP
Winslow*	32	3-9	1-2	4-7	9	4	1	2	3	11
Okafor*	22	5-9	0-0	0-1	3	4	0	2	0	10
Cook*	35	3-8	0-3	0-0	4	0	2	0	0	6
Jones, T.*	37	7-13	2-3	7-7	5	1	1	1	0	23
Jones, M.*	23	0-1	0-1	0-0	3	0	0	0	1	0
Allen	21	5-8	1-2	5-5	2	0	0	0	1	16
Jefferson	21	1-1	0-0	0-0	7	3	2	0	3	2
Plumlee	9	0-2	0-0	0-0	0	1	1	0	0	0
team					0					
TOTALS	200	24-51	4-11	16-20	33	13	7	5	6	68
		(.471)	(.364)	(.800)						

SCORING BY HALVES

Wisconsin	31	32	63
Duke	31	37	68

2016

(7) Wisconsin 47 • (10) Pittsburgh 43

March 18, 2016 • St. Louis, Mo. • Scottrade Center (14,425)

It may not have been pretty, but the Badgers said afterwards that they would take an ugly win over a pretty loss any day. Finishing just 32.1 percent from the floor and trailing 22-16 at halftime, Wisconsin

grinded out a 47-43 win over Pittsburgh. Freshman Ethan Happ finished with a game-high 15 points, 9 rebounds, 3 assists, 2 steals and 1 block in his NCAA tournament debut. Nigel Hayes contributed 12 points, 5 rebounds and 2 assists. Vitto Brown rounded out UW's double-digit scorers with 11 points.

UW	MP	FG	3P	FT	R	F	A TO	B	S	TP
Hayes*	38	3-17	0-6	6-8	5	2	2	0	0	12
Happ*	31	6-8	0-0	3-7	9	2	3	4	1	15
Brown*	34	4-7	3-5	0-0	3	2	0	0	1	11
Showalter*	31	2-8	1-4	0-0	2	3	0	1	0	5
Koenig*	36	1-8	0-2	0-0	7	1	1	0	0	2
Hill	17	0-1	0-1	0-0	1	1	0	0	0	0
Thomas	4	1-2	0-1	0-0	2	0	0	0	0	2
Iverson	6	0-2	0-0	0-0	1	0	0	0	0	0
Illikainen	3	0-0	0-0	0-0	1	0	0	1	0	0
team					6					
TOTALS	200	17-53	4-19	9-15	37	11	6	6	2	47
		(.321)	(.211)	(.600)						

PITT	MP	FG	3P	FT	R	F	A TO	B	S	TP
Artis*	32	4-10	3-6	2-2	5	2	0	2	0	13
Young*	25	3-7	0-0	0-1	5	3	0	2	2	6
Maia*	14	0-0	0-0	0-0	4	3	0	1	0	1
Robinson*	38	3-15	0-3	1-2	11	2	4	1	0	7
Jones*	32	3-4	0-0	0-0	2	3	1	1	0	6
Wilson	1	0-0	0-0	0-0	0	0	0	0	1	0
Luther	4	0-0	0-0	0-0	1	0	0	0	0	0
Smith	2	0-0	0-0	0-0	0	0	0	0	0	0
Jeter	25	4-7	0-1	1-2	5	2	0	1	0	9
Johnson	14	1-4	0-1	0-0	0	1	1	0	0	2
Nelson-Ododa	13	0-1	0-0	0-0	2	3	0	1	1	0
team					1					
TOTALS	200	18-48	3-11	4-7	36	19	6	10	3	43
		(.375)	(.273)	(.571)						

SCORING BY HALVES

Pittsburgh	22	21	43
Wisconsin	16	31	47

(7) Wisconsin 66 • (2) Xavier 63

March 20, 2016 • St. Louis, Mo. • Scottrade Center (15,169)

A back-and-forth game from tip to finish, the battle between Wisconsin and Xavier would come down to a buzzer-beating 3-pointer by Bronson Koenig that will forever live in UW lore. With 2.0 seconds remaining and Ethan Happ inbound the ball near midcourt, Bronson Koenig received the pass, ran to the corner and hoisted up a contested, fallaway 3-pointer that hit nothing but net as it splashed down and sealed the Badgers' ticket to the Sweet 16. Getting the game back to within striking distance in the second half was a task in itself for UW, which trailed by 9 points (58-49) with 6:00 remaining, but rallied. Koenig finished with a career-high six 3-pointers and 20 points, plus a career-high 7 rebounds. Ethan Happ had 18 points and 7 rebounds, while Vitto Brown contributed 12 points and 5 boards. With the dramatic victory, the Badgers clinched their fifth trip to the Sweet 16 in the last six years.

UW	MP	FG	3P	FT	R	F	A TO	B	S	TP
Hayes*	36	2-10	0-5	2-4	8	4	3	1	1	6
Happ*	30	7-10	0-0	4-5	7	3	1	3	1	18
Brown*	21	5-9	2-5	0-0	5	4	1	4	0	12
Showalter*	28	2-5	0-1	0-0	3	2	2	1	0	4
Koenig*	38	6-15	6-12	2-2	7	1	1	2	0	20
Hill	21	1-5	0-2	0-0	1	2	3	0	0	2
Thomas	5	0-1	0-1	0-0	3	1	0	0	1	0
Iverson	12	1-1	0-0	0-2	2	3	1	1	3	2
Illikainen	9	1-3	0-1	0-0	1	1	0	0	0	2
team					1					
TOTALS	200	25-59	8-27	8-13	38	21	12	12	6	66
		(.424)	(.296)	(.615)						

XAVIER MP	FG	3P	FT	R	F	A TO	B	S	TP
Reynolds*22	6-7	0-0	1-2	9	3	0	3	0	1 13
Sumner*40-	4-13	0-3	3-7	6	3	5	3	0	2 11
Bluiett* 34	3-11	1-2	0-0	6	1	0	0	0	1 7
Abell* 34	3-9	2-5	5-5	4	2	2	0	0	2 13
Davis* 20	1-5	1-3	2-2	1	2	0	1	0	0 5

Austin Jr. O+	0-0	0-0	0-0	0	0	0	0	0	0	0
Farr 13	0-1	0-0	2-3	1	1	1	0	1	0	2
Gates 7	0-0	0-0	1-2	2	2	0	0	0	1	1
O'Mara 6	2-2	0-0	0-0	2	1	0	0	0	0	4
Macura 24	3-6	1-3	0-0	1	2	2	1	0	1	7
team				4						
TOTALS	200	22-54	5-16 14-21	36	17	10	8	1	8	63

SCORING BY HALVES

Wisconsin	30	36	66
Xavier	33	30	63

(6) Notre Dame 61 • (7) Wisconsin 56

March 25, 2016 • Philadelphia, Pa. • Wells Fargo Center (20,686)

Wisconsin's terrific turnaround season did not include a return to the Elite Eight, as the Badgers were bounced in the Sweet 16 by a Notre Dame team that used an 8-0 run over the final 19 seconds to pull out a 61-56 win in a hard-fought East Regional semifinal. Vitto Brown broke a 53-all tie by splashing in a 3-pointer with 27 seconds remaining to give UW the lead, but the Fighting Irish responded with a furious sequence from Demetrius Jackson. He dropped in a layup to draw Notre Dame within 57-56 with 19 seconds left and then grabbed steals on two of Wisconsin's final three possessions — converting one into a layup and the other, with 4 seconds left, into a pair of free throws that provided the final margin. UW had a chance to jump back in front on Bronson Koenig's drive to the rim through contact with 9 seconds left, but the shot rolled off the rim and V.J. Beachem collected the rebound and drew a foul to earn a pair of crucial free throws for the Irish. Ethan Happ led the way for Wisconsin by posting his 10th double-double of the season with 14 points and 12 rebounds. Zak Showalter, who provided a spark in the second half with an acrobatic put-back slam, added 11 points for the Badgers. Nigel Hayes hit a pair of key 3-pointers in the second half and scored 11 points to go with six rebounds.

UW	MP	FG	3P	FT	R	F	A TO	B	S	TP
Hayes*	33	4-12	2-4	1-2	6	0	3	6	2	11
Happ*	28	6-12	0-0	2-2	12	5	1	2	1	2
Brown*	29	3-8	2-6	0-0	1	3	3	0	1	0
Shawalter*	37	5-10	1-4	0-0	5	3	3	4	0	1
Koenig*	37	3-12	1-6	1-2	3	1	1	2	0	2
Hill	16	1-2	0-0	0-0	5	2	0	2	0	1
Thomas	1	0-0	0-0	0-0	1	0	0	0	0	0
Iverson	12	1-1	0-0	0-0	1	0	0	1	2	0
Illikainen	7	0-0	0-0	0-0	1	1	0	0	0	0
team					1					
TOTALS	200	23-57	6-20	4-6	36	15	11	17	4	8
		(.404)	(.300)	(.667)						

ND	MP	FG	3P	FT	R	F	A TO	B	S	TP
Beachem*	35	7-11	3-5	2-2	2	1	0	2	2	3
Auguste*	35	4-9	0-0	5-6	12	2	1	2	3	13
Farrell*	28	3-5	1-2	0-0	0	1	3	0	0	1
Jackson*	37	6-18	0-2	4-4	3	1	6	3	0	3
Vasturia*	30	1-6	0-3	0-0	3	2	3	3	0	1
Pflueger	5	0-0	0-0	0-0	0	1	0	0	0	0
Ryan	12	0-1	0-1	0-0	4	0	0	0	0	0
Colson	18	1-5	0-0	2-2	5	1	0	0	1	4
team					3		2			
TOTALS	200	22-55	4-13	14-13	32	9	13	12	6	61
		(.400)	(.308)	(.929)						

SCORING BY HALVES

Wisconsin	23	33	56
Notre Dame	19	42	61

2017

(8) Wisconsin 84 • (9) Virginia Tech 74

March 16, 2017 • Buffalo, N.Y. • KeyBank Center

Senior Bronson Koenig was clearly not ready for his career to end. Koenig made a school-record eight 3-pointers and scored 28 points, while fellow senior Nigel Hayes added 16, as NCAA tournament-tested Wisconsin advanced in the East Region with an 84-74 victory over Virginia Tech. With Koenig and Hayes leading the charge, the eighth-seeded Badgers made all the big plays in the closing minutes. Koenig made five 3-pointers in the second half and the Badgers needed every last one. Koenig's seventh 3-pointer -- and fourth of the second half -- put the Badgers ahead 63-59 with 8:21 remaining, and after Virginia Tech got within one, he dropped another corner 3 -- that one hitting the front of the rim and bouncing off the backboard before dropping through the net. Virginia Tech was still within 74-73 when Hayes scored underneath and completed a three-point play to give Wisconsin a little breathing room. After Seth Allen missed a 3, Koenig was off the mark, but junior center Ethan Happ scored on a putback, giving Wisconsin a 79-73 lead. Virginia Tech missed a few deep shots and Hayes came up with a huge tap-back rebound before Koenig was fouled and dropped both free throws to make it 81-74. From there, UW closed out the victory,

UW	MP	FG	3P	FT	R	F	A TO	B	S	TP
Hayes*	36	4-10	0-1	8-9	10	3	2	0	0	16
Happ*	27	5-8	0-0	0-2	8	4	2	3	1	10
Brown*	17	2-6	1-3	0-0	2	2	0	2	0	5
Showalter*	27	2-2	2-2	0-0	0	5	4	0	0	2
Koenig*	37	9-21	8-17	2-2	3	2	3	1	0	28
Trice	24	2-7	2-7	0-0	3	1	3	0	0	6
Moesch	0+	0-0	0-0	0-0	0	0	0	0	0	0
Hill	10	0-1	0-1	2-2	0	3	1	0	1	2
Iverson	21	2-4	0-0	7-10	7	2	3	1	0	11
Illikainen	1	0-1	0-0	0-0	0	0	0	0	0	0
team					3					
TOTALS	200	26-60	13-19	25-37	37	22	19	8	3	84

VT	MP	FG	3P	FT	R	F	A TO	B	S	TP
Sy* ¹	10	1-2	0-0	0-0	1	1	0	0	0	2
Outlaw* ¹	40	6-11	4-7	0-0	7	4	0	0	0	16
Robinson* ³⁷	37	1-7	0-2	9-10	3	0	6	3	0	11
Bibbs* ⁸	37	2-3	2-2	2-2	2	3	1	1	0	1
Hill* ¹	22	2-6	0-1	0-0	3	2	1	2	0	4
Allen	25	3-10	1-5	3-4	2	3	6	0	2	10
LeDay	29	8-10	0-0	7-10	4	5	0	2	2	23
team					3					
TOTALS	200	23-49	7-17	21-26	25	18	14	10	2	3
		(.469)	(.412)	(.808)						

SCORING BY HALVES

Virginia Tech	30	44	74
Wisconsin	34	50	84

(8) Wisconsin 65 • (1) Villanova 62

March 18, 2017 • Buffalo, N.Y. • KeyBank Center

After two relatively routine days, madness returned to the NCAA Tournament when Wisconsin bounced top-seeded Villanova from the brackets and the East region with a 65-62 win. The Badgers not only added another major upset to their resume, they stormed into the Sweet 16 for the fourth consecutive year. Nigel Hayes scored 19 points, dropping a layup in traffic with 11.4 seconds left, and Bronson Koenig shook off foul trouble and added 17 for the tournament-toughened Badgers. Senior Josh Hart scored 19 to lead the Wildcats, but the guard was bottled up and stripped by Wisconsin's Ethan Happ and Vitto Brown on a

drive in the final seconds. Brown then split two free throws with 4 seconds left, but Villanova struggled to corral the rebound and then couldn't get off a final shot. When the horn sounded, Wisconsin's red-clad fans erupted in celebration and the Badgers stormed the court after taking down a No. 1 seed for the third time in four years. Wisconsin beat Arizona in 2014, Kentucky in 2015 and now can add Villanova to its list. Savvy seniors Koenig and Hayes made several key plays in the closing minutes as Wisconsin overcame a 57-50 deficit. Under head coach Greg Gard, UW improved to 39-1 when leading or tied with 5 minutes remaining, including a 24-1 record in such situations during the season.

UW	MP	FG	3P	FT	R	F	A TO	B	S	TP
Hayes*	39	8-15	0-1	3-7	8	3	1	1	1	0
Happ*	23	5-8	0-0	2-4	8	4	3	1	2	12
Brown*	24	3-6	3-6	1-2	3	1	2	2	1	10
Shawalter*	38	2-6	0-4	0-0	2	1	1	2	1	4
Koenig*	27	7-11	3-6	0-0	1	4	1	3	0	17
Trice	14	0-2	0-1	0-0	1	3	0	2	0	0
Pritzl	8	0-0	0-0	0-0	0	2	0	0	0	0
Hill	3	0-0	0-0	0-0	1	0	1	0	0	0
Iverson	22	1-1	0-0	1-3	4	1	1	3	0	3
Ilkainen	2	0-0	0-0	0-0	0	0	0	0	0	0
team					6					
TOTALS	200	26-49	6-18	7-16	34	19	10	14	5	65
		(.531)	(.333)	(.438)						

NOVA	MP	FG	3P	FT	R	F	A TO	B	S	TP
Jenkins*	26	2-9	0-2	2-2	2	2	1 0	0 1	6	
Bradges*	29	0-4	0-1	0-0	7	3	0 1	0 0	0	0
Reynolds*	21	1-2	0-0	0-0	5	1	0 1	0 1	2	
Brunson*	32	5-11	0-4	1-1	2	0	1 0	0 2	11	
Hart*	36	5-9	1-4	8-10	3	3	0 5	0 1	19	
Paschall	24	3-5	1-1	2-4	3	4	1 1	1 0	9	
DiVincenzo	32	5-11	3-4	2-4	6	3	2 0	0 3	15	
team					2					
TOTALS	200	21-51	5-16	15-21	30	16	5 8	1 8	62	

SCORING BY HALVES

Wisconsin	31	34	65
Villanova	27	35	62

VT	MP	FG	3P	FT	R	F	A TO	B	S	TP
Sy* ¹	10	1-2	0-0	0-0	1	1	0	0	0	2
Outlaw* ¹	40	6-11	4-7	0-0	7	4	0	0	0	16
Robinson* ³⁷	37	1-7	0-2	9-10	3	0	6	3	0	11
Bibbs* ⁸	37	2-3	2-2	2-2	2	3	1	1	0	1
Hill* ¹	22	2-6	0-1	0-0	3	2	1	2	0	4
Allen	25	3-10	1-5	3-4	2	3	6	0	2	10
LeDay	29	8-10	0-0	7-10	4	5	0	2	2	23
team					3					
TOTALS	200	23-49	7-17	21-26	25	18	14	10	2	3
		(.469)	(.412)	(.808)						



WISCONSIN BASKETBALL

2016-17 CLIPS PACKET

Honor, Teach, Inspire: More than history

Varsity Magazine
February 1, 2017

MADISON, Wis. — A good book can be hard to put down. It was for Wisconsin senior Nigel Hayes, who finished reading James Baldwin's acclaimed *The Fire Next Time* on the team flight to Illinois. It was only fitting that Hayes was reading Baldwin since he was one of Hayes' electives on "the list."

First some history, appropriately enough.

At its core, the list was compiled to bring special awareness to Black History Month. Last February, the Badgers wore special throwback uniforms to honor the memory of UW's Bill Cofield, the first African-American head coach in Big Ten history.

Cofield was a pioneer for basketball — which he coached for six seasons here — and football. The original plan was to wear the Cofield-era uniforms, circa 1976, for one game in February. But the players wanted to wear them for the entire month, a request that was supported by Wisconsin coach Greg Gard.

In addition, the team's footwear celebrated the legacy of Jesse Owens, the four-time Olympic gold medalist in 1936. Owens, by the way, has also made the list with Baldwin, a novelist, poet and essayist. *The Fire Next Time* was, in fact, two essays and first published in book form 54 years ago.

By now, your curiosity should be sufficiently piqued to know more about the list.

Hayes would be pleased.

"It's definitely an awareness thing," he said.

Seeking a vehicle to bring attention and awareness to Black History Month, Hayes sought to identify prominent people in black history, males and females. Through a collaboration, the process evolved to the point where each of the 17 players and four coaches submitted one name, 21 in all.

Hayes enlisted the help of his former AAU coach in Ohio to create a pool of candidates. Each individual had the freedom to work off their own sources. From there, the list was summarily expanded from 21 to 28, one for each day in February.

Hayes was responsible for choosing the seven "electives."

"Like any list," Hayes said, "there's always people that have to be on that list."

That was his task to make sure the list was a cross-segment of doers, past and present. But he also emphasized that the

list was intended to be personal, which is why each player and coach had a choice. To Hayes' thinking, it was important to make some connection to that person on the list.

There's no better example of that than associate head coach Lamont Paris, who chose Frederick Douglass, a social reformer, orator and abolitionist from the 1800s. Paris is related to Douglass on his mom's side. Some of his relatives have worn shirts with Douglass' likeness at family reunions.

Beyond that link, he said, "I just felt that Frederick Douglass was someone that had to be on the list. I thought about John Thompson (the former Georgetown coach) because I wanted someone who had really changed things at a time when it wasn't the cool thing to do. Coaching was different back then."

That Douglass encompassed so much was not lost on Paris, who said, "I wanted to do something that dealt more with the freedoms that we enjoy today, not just as coaches, but as human beings."

Baldwin. Owens. Douglass.

Joining them on the list are Henry "Hank" Aaron, Jim Biggs, Jackie Robinson, John Carlos, Earl Lloyd, Harriet Tubman, Nat Turner, James Brown, Marcus Garvey, Martin Luther King, Malcolm X, Bob Marley, Barack Obama, Rosa Parks, Perry Wallace, Muhammad Ali, Booker T. Washington, Madam C.J. Walker, Nelson Mandela, Paul Robeson, Dorothy Dandridge, Huey P. Newton, J.A. Rogers, Carter G. Woodson, and Angela Davis.

A number of options were considered to best recognize them.

The end result is that these 28 names will be printed on the back of shooting t-shirts the players will wear during warmups for each game in February, starting with Sunday's matchup against Indiana at the Kohl Center. A Black History Month (BHM) logo will be on one sleeve; a Motion W on the other.

Honor. Teach. Inspire. That will be on the front of the t-shirt.

In 1926, Carter G. Woodson promoted Negro History Week, the precursor to Black History Month. Woodson was the founder of the Association for the Study of African American Life and History. After researching Woodson's motivations, Hayes felt these words best represented his initiatives.

"You want to honor the ancestors and people who paved the way and you want to use their stories to inspire," said Hayes, who gathered through Woodson's writings that his intentions were to cultivate and celebrate history. "February was also used to teach what we've learned."

Along with Baldwin, Woodson was

one of Hayes' electives. The others were Robeson, Dandridge, Newton, Rogers and Davis. His first pick was Garvey, a Jamaican publisher, activist and founder of the Universal Negro Improvement Association and African Communities League.

"He's one of the first people to inspire others we're more familiar with," Hayes said.

What Hayes learned, in turn, about Robeson, a College Football Hall of Fame member, was a revelation. Hayes was tipped off to Robeson during a casual conversation with UW women's basketball assistant coach Craig Carter, who touted his credentials, including his activism and acting.

"He was an incredible man," Hayes gushed.

There are some incredible women on the list, too.

Matt Ferris selected Tubman.

"Obviously, you learn about her and the Underground Railroad when you're in grade school and middle school," said Ferris, a redshirt sophomore from Appleton, Wisconsin. "Being a woman at that time, a black woman at that time, she showed a lot of courage."

Ferris was delighted to take part in this project from the very beginning. "I'm sure we're probably going to be one of the only teams in the country doing this," he said. "I've seen some of the names on the list. I'm no history buff, so I didn't recognize some of them."

But that led Ferris to ask, "Why did you choose this person? What did they do?"

Hayes would be pleased.

"That's exactly why the word 'Teach' is on the t-shirt," Hayes said. "So you can learn about some of these people and some of the great things that they've done. A couple of the names (from his AAU coach's list) I hadn't heard myself and I was eager to go look and see who they are."

"Obviously, everyone knows the passion that I have for this. But to see that all the guys on our team are on board with this — to see that it's an entire team thing that we can all get behind — is a really good message once this gets out to the rest of the world why we're wearing what we're wearing."

Aaron Moesch, a junior from Green Bay, agreed with Hayes.

"I'm learning history," said Moesch, "which is kind of cool."

Moesch submitted President Obama for the list. Andy Van Vliet, who's from Belgium, went with Mandela. Freshman D'Mitrik Trice tabbed Walker, the first female self-made millionaire. And his classmate Aleem Ford came up with Turner, who led a slave rebellion in 1831.

Vitto Brown had Lloyd, the first African-American to play in the NBA. Zak Showalter had Perry Wallace, the first African-American on scholarship to play basketball in the SEC. UW assistant coach Howard Moore had Biggs, the first African-American to play basketball at Wisconsin.

"I thought it was significant to pick him for obvious reasons," Moore said.

Also staying close to home for his choice, Gard picked Aaron.

At that, he feels like this Black History Month exercise has been a home run for everyone.

"It just shows where young people are right now, specifically our guys, in terms of recognizing history," Gard said. "And it's not just about one person, we've picked out 28 different people. I just like how everybody has embraced it and had their own reasons behind their picks.

"I'm always looking for ways to help these guys grow in areas beyond basketball and they've really taken the initiative in a lot of the areas on to themselves. This is great for our program and maybe we can educate and inspire others too."

Badgers' 'clutch gene' inspires confidence

By Jim Polzin

Wisconsin State Journal
February 11, 2017

Zak Showalter saw the shot go up and prepared for the worst, crashing the glass so he could grab an offensive rebound in case of a miss.

As he was doing so, the senior guard for the University of Wisconsin men's basketball team couldn't help but think he was wasting his time. As the 3-point shot released by senior forward Nigel Hayes hung in the air for more than a second, Showalter was confident it would end up falling through the bottom of the net.

It did, of course, a clutch shot with 18.6 seconds remaining in overtime that helped the No. 7 Badgers escape with a 70-69 victory at Nebraska on Thursday night. It was delivered by a player who, to that point, was shooting 29.8 percent from beyond the arc and had 16 misses in 20 attempts since the start of Big Ten play.

Those numbers might suggest Showalter is an eternal optimist for his supreme confidence in Hayes' shot, but there was another dynamic at play: It was overtime and, based on past experiences, the Badgers had every right to believe they were going to find a way to win.

When Wisconsin (21-3, 10-1 Big Ten) hosts Northwestern (18-6, 7-4) today at the Kohl Center, Showalter, Hayes and Co. would prefer to take care of business in regulation. But if the game extends another five minutes — or longer, if necessary — the odds are in the Badgers' favor.

Hayes wasn't even aware that Wisconsin is 8-0 in overtime games since he arrived on campus in a recruiting class that included fellow senior starters Bronson Koenig and Vitto Brown.

It's a streak that began with a 64-63 overtime win over Arizona in the 2014 NCAA tournament, a victory that clinched the first of back-to-back Final Four appearances for the Badgers.

Seven wins during the run have come away from the Kohl Center. The streak includes the postseason win against the Wildcats and one against Michigan State in the 2015 Big Ten tournament.

"I had no idea about all that, I haven't paid attention to it," Hayes said. "I've been fortunate to be on teams with older guys who've been there, veterans. Now I'm one of those veterans."

It Will Get Done

Going back even further, Wisconsin is 11-1 in overtime games since late in the 2011-12 season. Badgers associate head coach Lamont Paris doesn't think that run has been built by accident, pointing to another run of success on the program's resume: Wisconsin has won 33 consecutive games when leading or tied with 5 minutes to play in regulation and is 155-5 in those situations dating to February of 2011.

The pillars of Wisconsin's program — taking good shots, solid defense, ball security — have led to success in close games. But Paris thinks there's more to it than that.

"I think the biggest thing personally is that belief in yourselves and what the outcome will be," Paris said. "I think our guys believe, one way or another, they don't know who will make the play, who will take the shot, who will take the charge, who will dive on the floor, who gets the blocked shot. I don't think they know who will do it, (but) I believe they honestly believe it will happen, it will get done."

Is there luck involved? Sure. A streak like this doesn't happen if a team doesn't catch a few breaks, whether it's a call or two from an official along the way or a banked-in 3-pointer like the one Koenig produced at Nebraska.

But there probably weren't a lot of racing heartbeats inside the five Wisconsin players who took the floor for the start of overtime at Nebraska because, other

than redshirt freshman guard Brevin Pritzl in place of Brown, it was a group that had won four overtime games since the start of the 2015-16 season.

"It's like, 'We've been here before, this is nothing new,'" Showalter said. "I think that helps in any situation in life: If you've done something before, you get that sense of comfort and it just feels natural for us."

'Clutch gene'

Or, as Hayes put it, "it's knowing how to win."

Hayes believes the fact the game slows down in pressure-packed situations for experienced players helps the Badgers, who typically have rosters anchored by seniors. He cites an example from the Nebraska game that involved Ethan Happ, who is only a sophomore but already has 59 career starts under his belt.

As Nebraska star guard Tai Webster was driving to the rim with a chance to erase Wisconsin's one-point lead in the closing seconds, Happ was the last line of defense. If Happ backs off to avoid his fifth foul, Webster has an easier shot. If Happ is too aggressive and swings wildly at the ball, he risks a foul that would send Webster to the line.

Instead, Happ's defense was perfect: He kept his hands mostly straight up and blocked the shot. Even better, he grabbed the rebound and called a timeout before he was fouled or fell out of bounds.

"That's the sequence of a winning play right there," Hayes said.

One of the notable things about Wisconsin's three overtime victories this season — it beat Minnesota, Rutgers and Nebraska in a span of 20 days — is that the Badgers' efficiency numbers on offense have been through the roof. They are averaging a remarkable 1.696 points per possession after regulation in those games.

The Badgers are shooting 60.0 percent overall and 83.3 percent (5 of 6) from 3-point range in overtime this season, with one turnover in 23 possessions. The Badgers struggled offensively in two of those games — Rutgers and Nebraska — before flipping the script in overtime.

When Nebraska's Michael Jacobson hit a 3-pointer with 0.3 seconds remaining to force overtime, the Badgers shrugged their shoulders and looked on the bright side of things.

"We were like, 'All right, good, now we've got five minutes to actually show we can play basketball. Can we use these five minutes to make up for the 40 lackluster minutes we just played?'" Hayes said. "There was never a doubt that we were going to (win) the game."

Which is why Showalter had every reason to believe Hayes' shot late against Nebraska was going in and there would be no offensive rebound to corral.

"This team has a clutch gene, hopefully, that we can keep capitalizing on," Showalter said. "We're going to need that down the road."

National title clearly the goal for the players

By Jim Polzin

Wisconsin State Journal
October 14, 2016

WASHINGTON — As University of Wisconsin men's basketball coach Greg Gard was being introduced Thursday morning at Big Ten Media Day, a conference official reminded reporters attending the event in the nation's capital that the Badgers had all five starters and 12 lettermen returning from a Sweet 16 team.

"It sounds like I have a pretty good team coming back," Gard quipped. "That's what they're telling me, with a lot of experience."

The best news for Gard is he has a hungry team led by a group of seniors who feel like they have some unfinished business.

For everything that group has helped UW accomplish the past three seasons — two Final Fours, three trips to the Sweet 16, a Big Ten regular-season title and Big Ten tournament title — there's one item missing on its wish list.

Yes, a national title.

When senior forward Nigel Hayes was asked during a television interview to finish the sentence, "This season, Wisconsin will ...," he offered the following response.

"Have the greatest season of basketball it's ever had."

Hayes and Co. understand it won't be easy to accomplish that mission. Two seasons ago, the Badgers swept the Big Ten regular-season and tournament titles, won a program-record 36 games and beat Kentucky in a national semifinal to ruin the Wildcats' shot at a 40-0 season.

The only thing that UW team didn't do was win the program's first national title since 1941, losing to Duke in the final.

There will be significant hurdles this season as well. As much as it has returning, UW likely won't begin the season in the top five of the national rankings because Duke, Kentucky, Kansas, defending national champion Villanova and Oregon are loaded with talent as well.

That didn't stop the Badgers from listing "winning a national title" on one of their goals prior to the start of practice last month.

"Last year, we didn't really know who we were or how good we could be and we still should have made it to the Elite Eight, at least," said senior point guard Bronson Koenig, clearly still bitter that the Badgers wasted a three-point lead in the final 26 seconds of a 61-56 loss to Notre Dame in the Sweet 16. "We should have beaten Notre Dame, but we just kind of gave it away at the end. But now we know how good we can be; we know our potential."

The national title talk began in earnest when Hayes and Koenig arrived as part of a 2013 recruiting class that was full of talent — and swagger.

Fifth-year senior guard Zak Showalter remembers the group's arrival on campus that summer.

"They had a different confidence about them," Showalter said of a class that also included senior forward Vitto Brown, junior guard Jordan Hill and Riley Dearing, who transferred to Cal State-Fullerton midway through last season.

"They walked in and didn't necessarily bow down to everyone right away. They kind of had that chip on their shoulder like, 'We're here to compete.' They came in ready to go right away and they were going to make everybody better in practice and I think that's helped elevate this program to where we are."

Before those freshmen had even played a game during their first semester on campus, upperclassman Traevon Jackson spoke of a desire to "change the culture" at UW. That same day, teammate Sam Dekker mentioned the goal of helping the Badgers reach "the next level, which is championships."

Jackson and Dekker caught some heat for those comments because UW already had established itself as a consistent contender in the Big Ten and was rolling along just fine under Bo Ryan.

To Koenig, Hayes and their 2013 classmates, what Jackson and Dekker were saying was right in line with their national-championship-or-bust mentality upon arriving at UW.

"We're not going to sit here and take full responsibility for it," Hayes said, "but we obviously had a helping hand in the success of this program the last three years."

But Hayes insists UW's work is far from finished. While the Badgers will respect Gard's desire to "follow the process" and have plenty of other goals to accomplish along the way — such as winning the Maui Invitational and claiming a second Big Ten crown in three seasons — they've made it clear their main ambition is to win the program's first national title in 76 years.

Hayes compares it to two seasons ago,

when everyone in the locker room believed the Badgers would win a national title even if it wasn't a daily source of conversation.

"Every word we say, you can just see the undertone," said Hayes, the Big Ten preseason player of the year. "We didn't need to say it all the time. There's only one thing."

Hayes and Koenig have played in 11 NCAA tournament victories during their stellar careers. Their objective is to add six more to that list.

"Anything less," Koenig said, "would be a failure."

Wisconsin Badgers 2016-17 Basketball Team Preview

Athlon Sports

October 15, 2016

One of Greg Gard's biggest challenges in his first full season as Wisconsin's coach might be distributing playing time on a deep and experienced roster.

The Badgers return their top 10 players in terms of minutes played from a team that overcame some midseason turmoil to extend the program's impressive run of top-four finishes in the Big Ten to 15 seasons.

"There will be a lot of guys fighting for minutes," says Gard, who went 15-8 after taking over the program following the shocking midseason retirement of his mentor, Bo Ryan. "It'll be very competitive."

Naturally, massive expectations await the Badgers. But the good news for Gard is that he has a group of seniors who have been through this before after being part of a team that began the 2014-15 season under a lot of pressure to return to the Final Four and ended it as the NCAA Tournament runner-up.

Frontcourt

Nigel Hayes entered the NBA Draft but pulled out prior to the deadline. He returns after an uneven junior season during which he led the team in scoring and assists but struggled mightily with his shot, particularly from the perimeter. After shooting 39.6 percent from 3-point range as a sophomore alongside future NBA first-rounders Frank Kaminsky and Sam Dekker, Hayes shot 29.3 percent from beyond the arc last season after moving into the role as go-to player.

Still, Hayes draws plenty of attention, and that creates scoring opportunities for Ethan Happ and Vitto Brown. Happ had an outstanding redshirt freshman season and spent the offseason working to expand

his game beyond the paint — all 163 of his made field goals were from 2-point range last season. Brown is looking to pick up where he left off after a strong finish to last season: Over the last 13 games, he averaged 11.8 points and went 28-of-58 (48.3 percent) from beyond the arc.

Alex Illikainen and Charlie Thomas went through the ups and downs expected of freshmen last season, but both should be more consistent with a year of experience under their belts. The X-factor in the frontcourt is Andy Van Vliet, who sat out last season after being ruled ineligible by the NCAA because he didn't enroll at Wisconsin within one year of graduating from high school. Van Vliet, a Belgium native who has experience playing overseas, is long and athletic. More important, he gives the Badgers another perimeter shooter in the lineup.

Backcourt

Bronson Koenig made 44 more 3-pointers than any other player on the roster as a junior and hit two-game winning shots, including a buzzer beater from beyond the arc vs. Xavier to send the Badgers to the Sweet 16. The next steps for Koenig are to become a more vocal floor leader and to get better at attacking defenses off the dribble.

Zak Showalter had a solid first season as a starter. In addition to being the team's best perimeter defender, he provides hustle that is often an energy source for the Badgers. Any offense Showalter can give Wisconsin — he averaged 7.5 points and shot 34.6 percent from 3-point range as a junior — is a bonus.

Jordan Hill went from playing sparingly early in the season to being a key reserve once Gard took over, and he can play either guard spot. Khalil Iverson is the most athletic player on the roster and could be a terrific all-around player if he develops an outside shot. Brevin Pritzl was expected to provide scoring help off the bench last season but was limited to just four minutes because of a foot injury and used a medical redshirt.

Newcomers

Andy Van Vliet, a Belgium native who sat out last season due to NCAA eligibility issues, is a skilled big man with an outside touch. D'Mitrik Trice and Aleem Ford were teammates at IMG Academy in Florida. While Ford could be a redshirt candidate because of a crowded frontcourt, Trice may earn minutes as a backup point guard.

Final Analysis

When the Badgers were 9-9 overall and 1-4 in the Big Ten in mid-January last season, they were in jeopardy of missing the NCAA Tournament for the first time since 1998. But Gard righted the ship and had his interim label removed before the

postseason even began.

Now, Wisconsin begins the season as one of the favorites in the Big Ten and has designs on making a run to the Final Four for the third time in four seasons.

Not only does Gard have at this disposal two experienced stars — Hayes and Koenig have been on the court for 11 NCAA Tournament victories — but he also has complementary pieces in Happ, Brown and Showalter and a group of young reserves eager for expanded roles.

"People have to fight for their spots, so there are no guarantees," Brown says. "That's definitely a good thing."

Badgers driven by Sweet 16 collapse

Jeff Potrykus

Milwaukee Journal Sentinel

November 5, 2016

Ethan Happ refuses to watch even one possession of the game.

"There's still times when flashbacks to the last two minutes or whatever happen," Wisconsin's redshirt sophomore forward said. "I can't really shake it and I think I'm never going to be able to shake it."

Nigel Hayes blames himself for the loss.

"I picked the wrong time to not take care of the ball," the senior forward said. "All I had to do is either get fouled or get the ball across half court and we win the game."

Their teammates share similar thoughts of UW's 61-56 loss to Notre Dame in the Sweet 16 in March.

"I was so (expletive) off that I don't remember much," senior guard Bronson Koenig said. "It still bothers me, knowing we should have made it to the Elite Eight and had another chance to play for another Final Four."

"Getting the ball taken away from me at the end of the game, that never happens. That never happens."

"Losing in that fashion still hurts."

UW takes the first official step toward erasing those memories when it opens the season at 7 p.m. Friday against visiting Central Arkansas.

"I feel we're definitely capable of winning the national championship if we all play together," Koenig said. "Our first goal is to win a Big Ten championship."

With five starters and five key reserves back, as well as several new faces, UW is projected to dethrone Indiana to win the Big Ten title.

Koenig trained in the off-season like never before and looks stronger, quicker and more explosive.

Hayes appears more confident in his perimeter shot than last season when he made just 2 of 21 three-pointers in post-season play and shot 29.3% from three-point range overall.

Happ, Vitto Brown and Zak Showalter fill out the starting five and Greg Gard, in his first full season as head coach, easily could use five reserves each night depending on matchups.

"I would say in my five years here this is probably the most balanced team, top to bottom," Showalter said. "And at a high level. It's not just average balance. It's a really skilled group of guys."

With long memories.

Happ recalls diving for a loose ball in the final minute against Notre Dame and getting called for his fifth foul.

He watched from the bench as Zach Auguste hit both free throws to forge a 53-53 tie with 47 seconds left.

"That's a hustle play," said Happ, who finished with 14 points and 12 rebounds in 28 minutes. "I would do it again in a heartbeat."

Then after Brown buried a three-point shot to give UW a three-point lead, Happ watched the Irish close the game on an 8-0 run. He watched Hayes lose the ball in the backcourt, which led to the go-ahead basket; watched Koenig miss a drive with UW down by a point; and then watched Koenig lose the ball in the front court with UW trailing by three.

"Watching from the bench, not being able to help my team at all, that will be with me forever," Happ said. "It was heart-breaking because I just had to sit there and watch."

When the team returned to its hotel in Philadelphia after the loss, Happ texted Hayes and Brown. He asked that they come to his room to talk. He needed to start planning for next season that night.

"We like to keep it in our minds so we don't get completely over it because we want to remember what that was like," Brown said. "And the manner in which we lost was the worst part about it. We had the game and gave it to them."

"So I think everything happens for a reason. That might have had a more positive impact for this year than negative."

Teammates embrace the competitive edge

By Mike Lucas
UWBadgers.com
October 19, 2016

Wisconsin senior guard Zak Showalter was sporting a fresh scratch on his left cheek. No explanation was needed. But he provided one anyway, maybe out of a sense of duty and/or pride after what coach Greg Gard might label as a practice “tussle” between Showalter and Khalil Iverson.

“That’s going to happen,” said Showalter, not taking offense. “That’s what you expect. A guy like me, I wear a mouth guard every day because I know my head is going to be in situations. I try to be as safe as I can. But I’m trying to make the best play for my team and I’ll do what it takes.”

“On the court, it has been extremely competitive. That was kind of expected with the group coming back. Everyone is trying to crack a spot in that lineup and the guys in the lineup — or so-called lineup — are trying to keep their spots. That’s what you want — guys giving their all.”

Redshirt freshman guard Brevin Pritzl was wearing a hat to cover up the redness on his forehead, the result of a stray elbow and tussle with freshman Aleem Ford. Given the numbers, the returning experience, Gard anticipated this kind of environment. And he has welcomed it, too.

“I just like this group and how they attack every day and how they come to play and they compete,” Gard said Monday. “It has been extremely competitive. There have been some tussles at times. I think everyone sees that there’s a lot of potential here in terms of who could be on the floor.”

“So they understand there’s going to be some scraps for minutes. Like I said, the biggest thing is that I appreciate how hard they’ve worked and approached everything. The older guys have done a good job of leading, yet the younger guys have not taken a backseat at all. They’ve been extremely competitive.”

Showalter is first team All-Floor Burn.

“He’s the guy who does it all, offensively and defensively,” said freshman guard D’Mitrik Trice, whose older brother, Travis, starred at Michigan State. “He (Showalter) just plays strong and tough. He has that mindset that you want on your team and you hate to play against.”

Comfortable with his Badger indoctrination, Trice noted, “Everything is a competition around here. We have very competitive guys. With 98 percent of the

minutes coming back from last year, it’s going to be tough to get on the floor. But it’s the competitive spirit that really makes everyone better.”

Trice, Ford and freshman walk-on Michael Ballard have not looked out of place. “They know where to be and what is expected of them,” said Vitto Brown, one of four senior leaders, along with Showalter, Bronson Koenig and Nigel Hayes. “Competition always breeds growth in my opinion.”

That is the predominant sentiment. “Each day,” Pritzl said, “everybody is trying to prove how much better they’ve gotten. It’s really a competition to push each other to get better every single day. I love it. You wouldn’t trade it (the competitive atmosphere) for anything else.”

What is there not to love about so many returning players competing for minutes?

“Since I’ve been here,” said Aaron Moesch, a redshirt junior, “it’s the most competitive group we’ve had. We’ve got 17 guys who come out every day and compete. It speaks volumes to how hard we worked this summer just to close that gap from top to bottom.”

Moesch and Brown have their own tussles.

“Personally, we go back and forth,” Moesch said. “Everything we do is a competition.”

That might include trivial pursuits in the locker room to team building in the weight room. “We share the weight room bench,” said Brown, “and we’re always seeing who can squat faster, who can squat the most, who can get the lowest in the squat. All that competition translates to the court.”

As far as a team growing stronger and closer together in this setting, Brown said, “I couldn’t be more proud of the way everyone has been playing. I think we’ve all been locked in because we all have similar goals this year. That helps us compete to the best of our abilities every practice.”

The tussles can harden the players, toughen them up.

“We have red, white and black (jersey) teams,” said Iverson, a sophomore. “And every guy on every single one of those teams is going at each other every single day. Everyone is contributing and it’s pretty fierce. In the end, it will make everyone better and prepare us for what’s down the road.”

“I feel like everyone on the team can find some way to contribute, no matter if it’s a couple of minutes per game or major minutes. I really don’t think it matters that much because I know what everyone on our team is capable of doing. I just feel like we’re going to be pretty good this year.”

He’s not the only one thinking that way, of course. “We know what we can do this

year and everyone is really excited and pushing each other to be the best that we can be,” said Alex Illikainen, also a sophomore. “Competition-wise, it’s a big step up (from last year).”

“I seem to leave practice every day almost being mad at everybody on the team, just because we’re competing so hard. At the end of the day, though, we’re still brothers. It will make us better knowing we’re going to have these battles and fights in games against other teams.”

Maybe the most unique competition involves roommates: Showalter, Moesch and Matt Ferris.

“We juggle,” said Moesch, moving his hands and arms up and down to simulate the motion. “And we try to come up with a different way to juggle every time. Whoever gets it down first, wins. Be it exams, we’re trying to score one percent higher than the other one. We’re always competing.” From the sublime to the ridiculous, it can be contagious, especially during practices.

“When you have a group like we do, when everyone has the potential to play some sort of minutes, it makes practice that much more efficient,” Moesch said. “Everyone knows every drill is going to be scrutinized by the coaches. Even an easy ball-handling drill, you know you’re fighting for minutes.”

Wisconsin assistant coach Howard Moore has been energized by the competitors.

“It’s fun to see who has improved and who’s ready to give a little more or do something different than they did a year ago,” he said. “When you see a loose ball on the floor, you’re going to see who’s going to dive for it and stick their nose in there. There have been a few tussles, I agree.”

Mouth guards might be mandatory for everyone. Especially since minutes are not guaranteed.

UW’s Gard draws on lessons from family, faith, farm

By Lori Nickel
Milwaukee Journal Sentinel
October 26, 2016

COBB, Wis. — Before Greg Gard knew he wanted to coach basketball, before he wore a badge and carried a gun, before he played baseball at the University of Wisconsin-Platteville, before he showed hogs at the county fair, before he cleaned tractors and dried up motor oil, before he

wiggled the television rabbit ears to catch Badgers games, he knew that he most wanted to be like someone else.

Glen Gard wasn't a tall man and didn't stand out in a crowd. His hair had receded but not his energy. His hands were calloused; his smile inviting.

Glen rose every morning for farm chores, changed clothes and put in a full day at the office, then came home and helped coach his three sons in sports. He served as president of the high school booster club, bowed his head at Sunday church, volunteered as a firefighter.

He and his wife, Connie, devoted themselves to Greg, Garry and Jeff, and to the farming community they called home.

Glen would be the greatest influence on his oldest son, who emerged from the rural southwest corner of Wisconsin and in April became national collegiate coach of the year — while never really leaving his hometown behind.

That's why Greg chokes up now at the memory of losing his father a year ago to brain cancer. And why this Sunday, on the anniversary of Glen Gard's passing, his two coaching sons - Greg at UW-Madison and Jeff at UW-Platteville - will play an exhibition game in his honor to support cancer awareness and research.

Deep family roots

Cobb is southwest of Madison, northeast of Platteville and in the middle of nowhere, with dairy herds and rows of corn stretching to the horizon.

The Gard family lived on Elm St., just across from the now-closed Cobb Elementary School and down the road from the family farm. When the boys were growing up, about 400 people called the Iowa County crossroads home. Going to the Piggly Wiggly in Dodgeville was a big deal; continuing on what was then two-lane state Highway 151 all the way to Madison "was almost like going to a foreign country," Greg said.

"It was a great place for raising our three sons," said Connie Gard, the boys' mother. "They played in the neighborhood and you knew they were safe. They rode their bikes to the family farm. Small towns tend to have a certain way of doing things, and values are more ingrained."

Greg's paternal great-great-grandparents lived in the town of Highland less than 10 miles away. His grandparents, Ernest and Lauretta, continued the farm life. Greg's mom, Connie, and her family came from farms in the Mineral Point and Belmont area.

"The roots are very, very deep in southwest Wisconsin," Jeff said.

Glen was an agricultural loan officer for 40 years and remained a consultant long

after he retired. He had chances to climb the ladder and make more money, but he stayed in Cobb with the same financial institution — now called Badgerland Financial — even as it changed leadership and names.

"He didn't want to leave the family farm. He didn't want to leave the rural area," Greg said.

When rough times in the 1980s caused farmers to face foreclosure, Glen did what he could to help them avoid auction. When customers did lose their farms, "He took that very personally," Greg said. A veterinarian once told Jeff: "You know your dad is the one reason I'm still a vet. Your dad was the only person that was willing to give me a loan to start up my business."

Connie graduated from Iowa-Grant High School in 1964 and took a job as the school secretary — at a time, she said, when girls wore skirts or dresses "at a proper length" and boys wore "shirts properly buttoned, all shirt tails worn inside the trousers, faces clean shaven." She held the post for 44 years.

A kind, petite woman, Connie still goes for walks around town with friends and knows everyone at SS Anthony & Philip Catholic Church in Highland. But her sons said she was never to be underestimated.

"As little as mom was, if we joked around, she carried a big stick," Jeff said. "She was the principal's secretary, but I think if you ask anybody at Iowa-Grant when Connie Gard worked there who ran the building..."

Hard work, done right

Growing up, the boys' lives revolved around farm, school and church. They learned early there was no sleeping in on weekends — not with chores to do and Mass to attend.

Glen managed his parents' farm — back then, mostly hogs and other livestock; today, soybeans and corn.

By age 10, Greg was pitching in.

"There's a lot of work at the end of a shovel when you're that young," he said. "It's a great learning environment. If you didn't do it right, then you do it again. ... You work hard for what you get, and appreciate what you have, but you also look and see what other people don't have."

The night a tornado hit nearby Barneveld, Glen got a page from the fire department just as he was getting his family settled into the basement. He headed out.

"Again, it was: Do your job," Jeff said.

Sports became a diversion. The Gard boys played Wiffle ball in the backyard. A ball hit to a neighbor's roof was a home run.

"We had a few Wiffle balls caught in

the trees that we never got back," Greg said. "We kicked a football and flipped one power line up over the other. There were fireworks. We blew out the transformer. We all ran and pretended like we weren't the ones that did it."

At school recess, the boys clustered around a hoop mounted on a brick wall. "You could run in and plant a foot off the wall and propel yourself up and try to dunk," Greg said. "The key was to look for a ball small enough to palm and not to get your hand caught in the chain net."

On Saturday mornings, after chores were done, they played games at the school's open gym.

Glen helped coach the boys, from Little League to basketball tournaments. On special occasions, he piled them into the car and drove to Madison to the state basketball tournaments and Badgers games coached by Bill Cofield and Steve Yoder.

"If there were any Badgers fans that got Coke spilled on them from the second or third deck, it was probably me. I kicked them over when I was a kid," Greg said.

But on television, the Gards often watched Greg Stokes, Michael Payne and coach George Raveling in basketball, and Hayden Fry and Chuck Long in football. "I actually watched Iowa more because I couldn't get Wisconsin on TV," Greg said. "I could pick up KWWL out of Cedar Rapids-Waterloo."

If he leaned the rabbit ears against the basement wall just so, he'd get the Badgers on public television — provided it wasn't tape delayed or on too late. That didn't work for a farm kid with chores in the morning.

He graduated from a push lawn mower to a riding mower, then to a tractor and then a skid loader. "I was driving a truck at 13, 14, in a pasture, stick shift, learning how not to grind the gears and pop the clutch," he said.

"You were going to help, and they needed help," Greg said. "You just felt it was your responsibility. That's why I always thought that recruits that had a background in farming or military — where they had to work for the greater good of a group and got no monetary or visible reward other than the satisfaction and a pat on the back or thanks — that that really develops a work ethic. I mean, there's no trophy for doing the chores."

To earn a little cash, the boys raised two male barrow hogs a year and showed them at the Iowa County Fair. Kids of all ages competed. When Jeff had a grand champion he presented the trophy to his grandfather, reinforcing generational ties.

Greg didn't fully appreciate the fate of the hogs until he sold his first one to

a neighbor who owned the local lumber company.

"He thought, 'It's going to come back to Cobb, I'm going to see it all the time,'" Jeff said. "Not the case. Mom would tell the story, how it was heartbreaking for Greg at the time."

A hog could earn \$800-\$1,500 — money that went straight to college savings at Royal Bank.

Greg's first formal job was down the road at Ritchie Implement, one of the largest farm equipment dealers in the state. He washed tractors and threw Oil-Dri absorbent on oil spills before sweeping them up. He cut the owner's lawn and cleaned his pool.

Greg's senior year, the unbeaten Iowa-Grant High School basketball team made it to the Class C semifinals before losing in the UW-Madison Field House. He was mostly a role player, but the experience stuck with him.

"When you see the small towns go to state, it's like, 'Last one out shut off the light and lock the doors — we're all coming to Madison,'" Greg said.

Considering law enforcement

After high school graduation in 1989, he commuted at night to Southwest Wisconsin Technical College in Fennimore to become a certified law enforcement officer, while also taking classes at UW-Platteville. He became a part-time park ranger at Blackhawk Lake, where he sold camp sites and admissions stickers, monitored curfew quiet hours and the no-wake zone. He wrote tickets. He carried a firearm.

"It takes a pretty good person to do that job — well-mannered and with common sense to sift through the things that you will deal with — and you never know what you will deal with," said Iowa County Sheriff Steven Michek, who knows the Gard family well.

He then worked part time as a deputy sheriff at the Iowa County Sheriff's Department and the City of Dodgeville Police Department. With his qualifications, he could work at the fair and dances, or supervise an inmate at the hospital.

"I almost switched to criminal justice as a major," Greg said. "I got a little advice from those older officers: 'Greg, you might not want to do this.' I think they saw the stages of what being a career law enforcement officer entails, and what you had to deal with. There were a lot of positives because you were helping people, but there were a lot of negatives — and we've seen a lot of that recently."

To this day, Michek believes he would have made a good cop.

"He's just a common sense person," he said. "I would have loved to have him as a

sheriff's deputy. He would have been that honest, common sense, ethical person with good character."

Greg ultimately graduated from UW-Platteville with a degree in education. By the time he was on Bo Ryan's staff, his younger brothers were already playing football for the Pioneers. They too would graduate from the university.

Greg stuck with Ryan as his assistant coach for the next 22 years, through UW-Platteville (1993-'99), UW-Milwaukee (1999-'01) and then Wisconsin (2001-'15). Wisconsin named him interim coach last year when Ryan stepped down, and head coach in March after turning the team around and leading it to the Sweet 16. In April, he won the Jim Phelan National Coach of the Year Award.

Back at UW-Platteville, after six years as assistant coach — never with his brother — Jeff won more games in his first four years than any other coach in school history did in their first four years. He enters his eighth season this fall. Pioneer basketball is a big draw, but the coach tries to work around big high school and even junior high school events, as well as the workday of area farmers.

"We've been asked to play our Saturday games earlier. We don't," Jeff said. "If it's a farmer that has their chores until 6 o'clock, they can still get here for a 7 p.m. game."

'I can't do this anymore'

Following the 2015 NCAA tournament, after the Badgers won the semifinal game against Kentucky and lost in the championship game to Duke, Connie talked to the boys over pizza at Uno's. Something was wrong with Glen.

Following the 2015 NCAA tournament, after the Badgers won the semifinal game against Kentucky and lost in the championship game to Duke, Connie talked to the boys over pizza at Uno. Something was wrong with Glen.

The next day, Glen had a physical. The day after that, they found spots on the brain. He got his first biopsy at St. Mary's Hospital in Madison. It was brain cancer. Glioblastoma multiforme, a rare type.

"How quickly, in 72 hours, does life change," Jeff said.

Surgery carried too much of a risk for paralysis, so Glen started chemotherapy and radiation.

All three sons threw themselves into helping.

Jeff, 39, and Garry, 42, a merchandiser for Didion Milling in Cambria, helped with the home and farm. Greg, 45, called doctors at UW-Madison, Duke, MD Anderson Cancer Center, Mayo Clinic, Cleveland Clinic, a Chicago cancer specialist and others. He came with pages of questions when

he joined Glen's appointments in Madison.

"As a coach, you think you're invincible," Greg said. "You find a way to beat Kentucky in the Final Four. You were able to beat the Michigan States. You find a way, some way, somehow."

"I played Doctor Google late at night, which is probably not the wisest thing to do. The more people I talked to and the more research I did, I knew that this would be a pretty insurmountable opponent."

Gary found out about a treatment at the Cleveland Clinic in which a pencil-shaped device burns the tumor from the inside. It wasn't easy and nothing was guaranteed, but Glen made the trip in September.

Greg would sometimes catch his father Googling "brain cancer" on his phone, but Glen wouldn't talk about the terminal part of the diagnosis. If a doctor brought it up, he'd leave the room. Doctors pulled Greg aside: Did his father understand the circumstances?

"And I would tell the doctor: 'I really think he's trying to protect us,'" said Greg, eyes growing red. "Even to the end, he wanted to protect us."

Then the blood clots started to form, and after fighting so hard, Glen told Greg: "I can't do this anymore."

"He hated having other people coming to the house to help him move into the bathroom. To move him to the bed. To get him out of bed in the morning. To sit in a chair where he watched TV all day," Greg said. "He was dependent on so many people and he hated putting a burden on so many others. You took everything away from him when you took his independence."

Two large clots moved to his lungs. Glen lasted four more days, dying on Oct. 30, 2015, at the age of 72.

Greg was awarded the interim coach title a month and a half later.

"You talk about a roller coaster of life," he said.

And then there was the 6-month journey of last season.

"It's bittersweet that you walk out there for that first game against Green Bay as the interim coach — and he's not there," Greg said.

He paused to steel himself.

"This month, it brings up memories. It hurts again. You never replace a good man, a good father. You only try to mirror what he was and all that he stood for," Greg said. "That's why when I went into that interim role, I knew there was going to be nothing professionally that I was going to see that was going to be as daunting as what I just went through personally."

Wisconsin Intercollegiate Athletic Conference schools usually go through a rotation of who will play Wisconsin in

exhibition games. UW-Stout was supposed to play Wisconsin this year, but conference Commissioner Gary Karner had the idea that the Gard boys should play each other. Greg wasn't on board unless the rest of the league was OK with it. They were. And then he had an idea.

"Being head coach has its privileges," he said. "I can manipulate what day the game is. It will fall on Sunday, Oct. 30. ... Rather than sitting around sorrowfully reminiscing on that day — and there will be tears shed — let's do something positive."

So Greg will shake hands with his brother Jeff before tip-off, and the game will highlight the UW Carbone Cancer Center. There will be an information table and public service announcements. And it's not just for brain cancer — but for anyone fighting any cancer.

"I'm proud of all three sons. Their dad was a great male role model," Connie said. "We tried to praise their efforts rather than their talents. Many times we would remind them that in order to succeed you have to work for it.

"And they have all proven us right."

Defensive play often overlooked aspect of Hayes' game

By Jim Polzin
Wisconsin State Journal
January 31, 2017

CHAMPAIGN, Ill. — Remember how Nigel Hayes essentially shut down Purdue's Caleb Swanigan whenever the two were matched up during a game on Jan. 9?

Chances are, the answer is no. The dominant storyline that day, when the University of Wisconsin men's basketball team left Mackey Arena with a 66-55 loss to the host Boilermakers, was how Hayes and the Badgers couldn't get anything done on offense.

By now, Hayes is resigned to the fact most will grade his play based on how many points he scores or how well he shoots the ball. He went 4 of 12 from the field in a 10-point performance against Purdue and is shooting 45.7 percent overall, 32.0 percent from 3-point range and 60.8 percent from the free throw line on the season.

As for what he's done on the other end of the court?

"No one cares," Hayes said. "But everyone goes, 'Damn, Nigel, quit shooting jump shots.'"

Hayes is wrong about one thing: People do appreciate his defense, namely his coaches and teammates.

The Badgers rank first among Big Ten Conference teams and ninth nationally in adjusted defensive efficiency ratings, per Ken Pomeroy's website, and a major reason is the work of Hayes.

"He's an experienced basketball player, but some guys are on different levels," UW senior guard Zak Showalter said. "And defensively, Nigel's on that next level."

During the offseason, Hayes sat down with UW coach Greg Gard and discussed expectations for the 2016-17 season. One of the goals they thought was attainable for Hayes was winning Big Ten Defensive Player of the Year.

That's not likely to happen because Hayes' campaign lacks gaudy numbers.

UW forward Ethan Happ was a member of the Big Ten All-Defensive team last season and is likely to repeat as a sophomore because he is third in the Big Ten in rebounding (9.0), second in steals (2.0) and also leads the Badgers with one block per game.

Showalter, a relentless perimeter defender, is fourth in the Big Ten in steals (1.6) and also has a chance to make the All-Defensive team.

And then there's Hayes, who is averaging 5.8 rebounds and less than a steal per game. He has eight blocks on the season.

"That's what people look at, because it's right there, it's in black and white," UW assistant coach Howard Moore said. "But if you're a coach or if you're someone who follows this league on a daily basis and watch the best defensive teams in our league and see why they're good and not just look at numbers but look at the actual substance of what they do, then someone like Nigel stands out."

In fact, it's not a stretch to call Hayes the Badgers' MVD: most valuable defender.

Start with his ability to guard any position, from a point guard like Ohio State's JaQuan Lyle to a post player like Swanigan.

Purdue beat UW earlier this month largely because of Swanigan, who finished with a game-high 18 points on 7 of 10 shooting. But most of that damage was done against Happ. Swanigan finished with no points, one shot attempt and five turnovers in the 16 possessions that game in which he was guarded by Hayes.

Hayes gives UW the luxury of exchanging on ball screens, which is particularly helpful in late shot-clock situations when a guard is forced to get up a shot over Hayes.

"He takes a lot of pride in his defense, and what we do team defensive wise allows us to have some success getting stops and shutting down certain players," Moore said. "His versatility that way has been a huge asset for us."

One thing that's easy to miss, according to Gard, is how often Hayes covers up for teammates' mistakes by shading into an area, even if it's for a second or two, to provide help defense.

"He'll take a guy that's flashing open or he'll stay a little longer when he knows somebody's in trouble," Gard said. "He's pretty aware of his surroundings."

Gard acknowledged Hayes has a lot of great tools at his disposal on defense.

"Being 6-8 and being able to move like that obviously helps," Gard said, "but he also is pretty wily with his approach."

Twice in the game against Purdue, Swanigan was whistled for traveling after Hayes used a technique that is referred to as "pulling the chair out." Hayes leaned into Swanigan in the post, then quickly backed away to make the Purdue star lose his balance just as he was turning to make a move toward the basket.

Hayes pulled the same move Saturday against Rutgers and it resulted in a traveling call during UW's 61-54 overtime win in New York.

"He's really good at doing that," Moore said. "But again, it starts with the neck up and he obviously is pretty good when he uses his head."

When the No. 10 Badgers (18-3, 7-1 Big Ten) take on Illinois (13-9, 3-6) tonight at the State Farm Center, one of UW's top priorities on defense will be slowing Malcolm Hill. The 6-6 senior swingman is fifth in the Big Ten in scoring at 17.5 points per game.

If Hayes draws the assignment of guarding Hill, he'll be ready. Inspired by a YouTube clip called "Guarding the Greats" starring his idol, former Los Angeles Lakers star Kobe Bryant, Hayes has become almost obsessive in how he prepares for matchups.

Thanks to Synergy Sports Technology, a subscription service that breaks down video, Hayes can type in a player's name and have situational clips immediately available to study on his iPad. Gard said Hayes often will point out information he's discovered while UW staff is going over opponent scouting reports.

Of course, even if Hayes plays a major role in a stellar defensive effort for the Badgers, it'll probably go unnoticed unless he knocks down shots.

And as for accomplishing his goal of being named Big Ten Defensive Player of the Year, Hayes realizes that's probably a lost cause.

"It's not up to me," he said. "I just make sure that I do my part when I'm called upon."

Wisconsin's Nigel Hayes has unfinished business

By Lori Nickel
USA Today
October 31, 2016

MADISON, Wis. — Heading into one of the most important weeks of his life, Nigel Hayes had something else weighing on his mind. He was failing his Finance 300 class. He couldn't even tell his mother. An F? He's a two-time Academic All-Big Ten honoree.

But the only way to fix that grade was to study for the final exam during the NBA combine in Chicago last May.

So while Hayes was being drilled on three-pointers, getting rushed through agility shuttles and toying with the idea of entering the draft that guaranteed a minimum rookie salary of a half-million dollars in his first year, he also was going back to his professor's 14-page syllabus and thinking about the concepts of corporate finance and long-term investments.

It's hard to say, but how many pro football and basketball prospects do you think would have dumped that class?

Well, Hayes never considered bailing, and that just might reveal everything about the character — and the confidence — of the 6-8 forward from Wisconsin.

"Nigel is an excellent example of the value of grit and determination in the face of adversity," says Mark LaPlante, the professor of that finance class.

Hayes did, in fact, choose to return for his senior year with the Badgers (22-13, Sweet 16 last year). And that decision was made relatively easy for the multiposition player after all of the information had been gathered by his coach, Greg Gard, and all the feedback from his tryouts at the combine had been received.

There was precedent, too. Michael Finley came back for a senior year and did OK for himself with a 17-year NBA career. Most recently, former Badgers teammate Frank Kaminsky came back and became the NCAA player of the year as a senior in 2014-15.

"Yep, but that was a rarity," said Hayes, eyes wide with appreciation for Kaminsky's accomplishment. "If every player could come back senior year and be player of the year and be five points away from winning the national championship, everyone would do that — if you could predict the future that way."

So Hayes realistically talked this out with family members, friends and coaches

and tried to envision his future, and he decided he didn't want to slip in to the NBA. He wanted to arrive.

"And when I get there, be ready to contribute — and not have to deal with being traded to multiple teams or bounce in between D League and NBA," Hayes says. "For the most part it wasn't a stressful decision at all. It was a pretty good one, and we'll see, a year from now, how great it was."

In his 113-game career at Wisconsin, Hayes has played for teams that have gone to the Sweet 16, Final Four and NCAA title game. Last year, the all-Big Ten player averaged 15.7 points, 5.8 rebounds and a team-leading 3.0 assists in 35 starts.

Once his decision was declared, Hayes got too busy to second-guess it. He got in front of a computer and started typing: team goals, personal goals, plans for more community service projects, academic goals. He wrote it all down and put a box next to every one to check off.

Then he printed multiple copies and plastered the goal sheets on the wall in his bedroom, on the fridge, in his locker, his little plan emphasizing the difference between hoping and believing.

"I have the power to make all that stuff come true to make it a great senior year," Hayes says.

Top of his list? The degree from the Wisconsin School of Business. He studied so much for that Finance 300 final during that combine that he hoisted that failing grade all the way up to a B/C, getting no special passes for being the big man on campus.

"I believe that learning is correlated with effort, so I try to create an environment where students work really hard without getting discouraged. Challenging exams are part of that recipe," says LaPlante, who says at first he didn't know that one of the 200-plus students in this particular class was a member of the basketball team.

"My student-athletes are held to the exact same academic standards as any other student. There is no extra leniency, no special treatment with respect to grades — nothing. Zero, zip, zilch. Nigel was just another student on the right side of the classroom, though he was noticeably taller than everybody else. I really did not know who he was."

Hayes also came back for his teammates. This might seem unrealistic — how can the potential for millions of dollars compete with brothers in red — but this is the culture in Madison. Hayes was a freshman on the Final Four team and a sophomore on the NCAA runner-up team with Kaminsky and Sam Dekker. Hayes not only wants his turn to lead but also feels a

sense of obligation to give back.

"One of his goals of coming back here was to try to help this team be as good as possible. Wherever that lands — we'll see in time," Gard says.

Finally, Hayes got serious about his diet. On a campus with breakfast dives and craft breweries, Hayes doesn't even drink soda or eat red meat. His mostly but not all vegetarian-themed, no-dairy diet resulted in a change in his body composition and a loss of 10 to 15 pounds from his freshman playing weight. He's now a fit and trim 240.

He wants to be healthy because that, along with playing smart (for example, not jumping over people for a rebound), will set him up to achieve all of those goals. He couldn't resist publishing a photo of his chiseled abs on his Instagram page.

"I'm pretty proud of myself," Hayes says. "I actually took a before-and-after picture, from summer to the end, so I could see for myself. I made great improvements just eating better."

Hayes doesn't want to reveal a whole lot else on his goal board — the basketball ambitions will remain private for now. But he certainly will be looking to improve his shooting from last season (36.8% on field goals, 29.3% on three-pointers). He's already known for being a balanced player who can rebound, pass, shoot from the outside and play with his back to the basket.

Yet with everything that Hayes brings to the court, Gard is most looking forward to seeing the leader emerge — and he doesn't just mean at the Kohl Center, where the Badgers play, but on campus among 43,000 students. Hayes is well-rounded in everything that he does, from his awareness and opinions on social issues to community service projects.

"Nigel is very intelligent and very intellectual," Gard says. "Some guys just get in the gym; that's all they think about. His mind goes in to different areas, social issues, campus issues, his academic degree and what he's going to do with it. He's engaged in what he's doing and not just basketball."

Nigel Hayes prepares to cross off everything on his list of goals

By Jim Polzin
Wisconsin State Journal
November 9, 2016

The goals are listed on an 8½-by-11 inch sheet of paper and, Nigel Hayes reports, there are enough to fill nearly an

entire page.

Hayes has the list posted on the wall in his bedroom, where he can see it each morning when he wakes up. There's also a copy on his refrigerator and two more posted elsewhere in his apartment, constant reminders for the ambitious senior forward on the University of Wisconsin men's basketball team.

The preseason player of the year in the Big Ten got the idea after reading that "increases your chances of accomplishing something if you write it down, see it every day, say it to yourself every day and make sure you're focused on it."

After the list was finalized on Aug. 1, Hayes posted a nine-word message that serves as the pinned tweet on his Twitter page. "In a year," it reads, "each box will have a checkmark."

The contents of the list are top secret, reserved for the eyes of what Hayes calls his inner circle. He says the items on the list are all basketball-related and achievable — "except the one about flying," Hayes quipped — and one of the few people who have seen it agrees with that assessment.

"I thought it was good," said Albert Davis, Hayes' stepfather. "As hard as he's been working, it's all achievable for him. But ultimately he's the one in the driver's seat. He's the one that could make it come true."

Over the course of a conversation last month in Washington, D.C., where Hayes traveled as one of UW's representatives for Big Ten Media Day, he acknowledged some of the items on the list were obvious.

Like winning a national title — the only team goal to elude Hayes and the rest of the UW's 2013 recruiting class. That group has helped the Badgers end a seven-year Big Ten title drought and make two trips to the Final Four.

Hayes let another item slip while discussing his final season with the Badgers and how he's "doing everything I can on and off the court to be the greatest Badger basketball player of all time."

That's a lofty goal, but Hayes has a chance to put himself in a discussion regarding the Mount Rushmore of program greats. He's on pace to finish as UW's all-time leader in free throws made and attempted, could finish in the top five in points, rebounds and minutes played and in the top 10 in assists and steals.

Nobody at UW has played in more wins than Josh Gasser (117), Hayes' former teammate, but Hayes has a chance to top that mark if he remains healthy and the Badgers reach the 30-win total for the third time in four seasons.

"I know what I need to do in order to at least be in the conversation," Hayes said.

'Eureka moment'

Another Twitter teaser from Hayes during the offseason will remain a secret, unless some motivated soul with enough time on his or her hands solves the riddle.

Listed in Hayes' profile are the letters D.O.M., and the best hint he'll give for the abbreviation is that the three words come from a song by rapper Lil Wayne. Hayes heard the lyrics while working out and the words resonated with the "attitude change" he's undergone heading into this final season with the Badgers.

Asked to elaborate, Hayes says, "Just about the attitude I need to have going into this season, the killer instinct I need to have, the drive I need to have, the anger I need to play with in order to accomplish my goals."

Hayes admits that killer instinct was missing for most of last season as he adjusted to being one of the team's leaders and moved to the top of opponents' scouting reports.

Those closest to Hayes couldn't help but notice it as well.

"I think he could have been more aggressive," said Quentin Rogers, Hayes' AAU coach. "That doesn't just mean shooting the ball more. It just means his mentality, everything."

Playing with more of an aggressive mentality is something Hayes and Talaya Davis, his mother and arguably his biggest critic, have discussed many times going back to his days as a youth. She was pleased to hear her son admit it was something that needed to change.

"Finally, he had a Eureka moment," Talaya Davis said, "and here we are."

If there was one game from last season that serves as a model for how Hayes wants to play, it was UW's 82-79 overtime win over Indiana on Jan. 26. The asterisk to that game is it took trash talk from Indiana's bench — namely Hoosiers strength and conditioning coach Lyonel Anderson — to light a fire under Hayes.

He finished with a career-high 31 points and tied a single-game program record with 17 made free throws in 22 attempts. Hayes drew 18 of the 31 fouls called on the Hoosiers.

Talaya Davis said that while, yes, Anderson was acting like a jerk — she used a more colorful term than that — "it shouldn't take that" to unlock Hayes' ability to take over a game when necessary.

Is his mother confident she'll see a different Nigel Hayes this season? "We better," she said, "or I'm going to get on him."

Hayes led the Badgers with 15.7 points and 3.0 assists per game as a junior and was second in rebounding (5.8). Those

numbers, combined with a mid-season turnaround that helped UW rally to its 15th consecutive top-four finish in the Big Ten, helped Hayes land on the All-Big Ten first team of both the coaches and the media.

But what followed Hayes into the off-season was the fact his shooting numbers dropped significantly from his sophomore season, when he was the third scoring option behind future NBA first-round picks Frank Kaminsky and Sam Dekker.

Hayes shot 36.8 percent overall and 26.3 percent from 3-point range, down from 49.7 percent and 39.6 percent the previous season.

As a result, Hayes' NBA draft stock plummeted. He entered his name in the NBA draft pool but, after a quiet performance during the draft combine in Chicago, withdrew his name and decided to return to UW for his senior season.

"I think going to the combine opened his eyes a little bit, let him know that the possibilities that are out there," UW senior forward Vitto Brown said. "And to fail there might have been the best thing to happen to him, because it humbles you naturally when you realize that maybe you're not as good as you thought, maybe you've got some things that you could definitely improve upon for the next season."

"I'm definitely excited for him. He's still the same lighthearted Nigel, but he's got a serious attitude in terms of getting better and it being good for the team."

Speaking his mind

When CBSSports.com released its ranking of the top 100 players in college basketball for 2016-17 last month, the list included three Badgers: Hayes at No. 19, senior point guard Bronson Koenig at No. 32 and sophomore forward Ethan Happ at No. 38.

The list prompted a local media member to post a Twitter poll asking followers to vote for which of the three UW players they'd choose if they were starting a team for this season only. The results were intriguing to say the least: Happ won with 55 percent of the 721 votes, with Koenig second at 33 percent and Hayes a distant third at 12 percent.

Happ was the Big Ten's Freshman of the Year last season and should only get better, while Koenig had an outstanding offseason and comes into his final year at UW in the best shape of his life and poised for a big season.

Hayes meanwhile, is the most versatile defender of the three because of his ability to guard multiple positions. Even during a poor shooting season, Big Ten coaches as a group considered Hayes one of the five best players in the conference, perhaps

because of ability to create scoring opportunities for teammates in a point forward role.

Two flaws in the poll need to be pointed out: Social media gives fans (or rival fans) a chance to weigh in anonymously, without any accountability for their opinions. A sampling of Twitter users also doesn't represent the opinions of UW fans as a whole.

Still, the results lead to a fair question: Was this a vote against Hayes, who has become a controversial figure because of his stance on two polarizing topics, as much as it was a vote for his teammates?

Hayes showed up at the ESPN College GameDay set on Oct. 15 with a sign that raised the issue of the NCAA allowing college athletes to be paid beyond what they receive for tuition, room and board and cost of attendance.

A few weeks earlier, on Sept. 21, Hayes sent out a tweet that read: "Racism towards black people isn't getting 'worse,' it's getting filmed and shared for all to see what actually goes on." He ended the message with a hashtag: #Blacklivesmatter

Hayes drew plenty of support for his stance, but the initial tweet drew plenty of resistance as well. That led to a series of tweets over the course of five hours that Wednesday night in which Hayes responded to followers who disagreed with him.

Hayes spoke out again during an interview with The Undeclared, a website under the umbrella of ESPN that is devoted to the intersection of sports, race and culture.

During a question-and-answer session with writer Andrew Maraniss, Hayes said "I 100 percent agree with Colin Kaepernick," the San Francisco 49ers quarterback who protested the treatment of African-Americans in the country by kneeling during the national anthem.

"The words 'liberty and justice for all,' 'land of the free,' etc., black people don't have that luxury," Hayes said. "We don't live in the world where justice is served. You have white cops who kill people who are not held accountable for it. We're not enjoying the same rights and freedoms that were promised in all these great documents like the Bill of Rights and the Constitution. So it just makes sense for (Kaepernick) to sit. If you're mad he's sitting for injustice, you're a racist."

Talaya Davis admits it's not easy to watch her son get criticized for his stances, but she's proud of him for standing up for beliefs that have been formed by educating himself on the topic.

"There are open racists, closet racists and people who don't know they're racists," she said. "I think between Colin kneeling and this whole presidential race, it's brought out so many racist people and

sexist people and if you choose to put deaf ears to it or blind eyes, you're part of the problem."

Unlike his list of basketball goals, Hayes hasn't put pen to paper when it comes to what he hopes to accomplish. He has a platform as a prominent student-athlete and he's trying to put it to good use.

"I want to start by generating conversation and awareness," he said. "From there, I'll do my best to teach elsewhere and put myself in situations where I can help the issues."

It remains to be seen how much Hayes will speak out as an activist during the season. Those closest to Hayes don't have any concerns that any of this will distract his play on the court. They see a determined senior eager to make the most of his final season at UW.

As for the top-secret goal list posted all over his apartment, Hayes said he plans to unveil it on Aug. 1, 2017.

"We'll see," he said, "how many checks I have."

Wisconsin's Nigel Hayes on racism, Malcolm X and his new leg tattoo

By Andrew Maraniss
The Undeclared
October 10, 2016

At a recent University of Wisconsin basketball booster dinner, head coach Greg Gard singled out two of his seniors, not for their on-court prowess, but for their leadership on social issues. Senior forward and NBA prospect Nigel Hayes frequently uses Twitter (@Nigel_Hayes) to express his feelings about racial inequality to his nearly 69,000 followers. A 6-foot-8 forward from Toledo, Ohio, Hayes was a consensus All-Big Ten selection last year after leading the Badgers with 15.7 points per game, but even as he looks to lead the Badgers again this season, he's focused on more than basketball. A business finance major, Hayes has twice earned Academic All-Big Ten honors and his tweets reflect the opinions of an informed student of history and current events.

Hayes is not the only Badger committed to addressing off-the-court issues. Senior point guard Bronson Koenig, a member of the Ho-Chunk Indian, recently drove 14 hours to the Standing Rock Indian Reservation to support Native Americans protesting construction of the Dakota Access Pipeline. Gard, last year's Jim Phelan National Coach of the Year, said he has

learned a lot from both Hayes and Koenig and supports their decisions to use their platforms as athletes to push for change. "That's what being a college student is all about," he said. "It should be about a lot more than just basketball. I'm proud of Nigel and Bronson for what they've done."

Hayes answered questions from The Undeclared following a recent team practice.

Coach Gard said you have really grown a lot during your college experience. How do you explain how you personally 'got woke'?

Sometimes that's annoying when people say 'stay woke' or 'get woke.' They just say it because it's a popular term. In my case, if you want to use the term 'woke,' it definitely fits the bill. In high school and maybe freshman year, I wouldn't have said what I did or made the stand. There was a gathering of information that started with my AAU coach [Quentin Rogers], who gave me some things to read and look at, a different way of looking at the world, and from that point it was kind of like you get a nibble of sugar, it tastes real good and you just want more. At that point, from freshman year going into sophomore summer, he started giving me books to read, videos to watch, information to digest and then I took it from there.

Is there a book that has meant the most to you?

If you're familiar with The Autobiography of Malcolm X, he mentions when he went to jail and got those books sent to him, that's when he changed, and that's essentially what happened to me. His autobiography was the book that kind of did that for me. After I read that and learned that he had that eureka kind of wake-up call, I had the same awakening to the world, ideas, things that are going on.

Do you feel like racism and police violence are getting worse, or is technology allowing people to better capture what's happening?

I made a tweet that racism toward black people isn't getting worse, it's just getting filmed for all to see what actually happens. What happened in Baton Rouge, [Louisiana], may not have been seen 30 years ago, but thanks to cameras, Twitter, Instagram, Facebook, when that goes down, someone's around, they're filming it, and then they're showing the world. So the world becomes more aware of the plight of black people.

Do you think technology is a key to improving the situation, since people can now see it?

Definitely. When you listen to the great speakers or the great peacemakers of the world, the great problem-solvers, the one thing they always rely on to fix any prob-

lems is education. Social media is definitely a great way to spread information. I can put out a tweet, and if it goes viral, up to a million people or more can see it.

How do you deal with the trolls?

I just use that to help show the world that what I'm saying is actually true. A lot of people are like, 'No, we're not racist, we have equal rights,' which is what someone tweeted at me. And then I can show them a tweet. 'Look at this video: This man just got shot with his hands on the car, but there's a white guy running around with an assault rifle, and he gets tased and taken into custody. You don't see a problem there?' So, some of the trolls, you can actually use what they're saying. The more ignorant the better. You can show the world, 'Hey, I'm not wrong, there are people who still think like this.' It gives validity to the things I'm saying.

Do you feel athletes have a special obligation to speak up?

I would say we have an obligation as people to make the world better and leave the world better than when we came into it. That stems from one of my favorite Muhammad Ali quotes: 'Your service to others is the rent you pay for your time on earth.' And service to others would definitely be standing up against injustices, inequalities, for those who don't have a voice, standing up for not only your life and what affects you, but someone else's life. Being an athlete, you have the same voice you always had, but more people care to listen to it. I think it falls on you to stand up, just as a human being, if there are wrongs, we need to correct them. I'm a person, I'm black, before I'm an athlete. So I have to stand up and speak on race issues the way things are going, not only for me personally, but for my people.

Tell me more about your relationship with Bronson. Did he talk to you before he went to North Dakota?

We live in the same building, so I went to his room and we talked about some of the issues going on. We talked about what he wanted to go over before he did his interviews with CNN and other media outlets. He was asking me about things from my perspective dealing with the black struggle, and I learned some things from him about what Native Americans are currently going through. The biggest thing for me was that every treaty that they've made with the American government has been broken. And there have been a lot of treaties. Here we are in 2016 and every last one of them has been broken.

Some see Colin Kaepernick kneel and think he's expressing patriotism, trying to make the country live up to its ideals. Others say it's the ultimate act of nonpa-

triotism. What do you think?

I 100 percent agree with Colin Kaepernick. The words 'liberty and justice for all,' 'land of the free,' etc., black people don't have that luxury. We don't live in the world where justice is served. You have white cops who kill people who are not held accountable for it. We're not enjoying the same rights and freedoms that were promised in all these great documents like the Bill of Rights and the Constitution. So it just makes sense for [Kaepernick] to sit. If you're mad he's sitting for injustice, you're a racist.

With the positions you're taking, how do you anticipate you'll be greeted on the road by opposing fans?

I've never been worried about that. The only thing I care about is what my mother and family think about what I'm doing. If my family can say, 'Nigel, we agree with you, we support you, we've got your back 100 percent,' that's all that matters to me. If you don't agree, I've got news for you. You're probably racist. That's just something I'll have to deal with. I have the support of my teammates when we're on the road, my coaching staff, so I'll definitely be fine.

Have your white teammates taken an interest in what you've been saying?

We've had a lot of conversations in [the locker room] about race. There has been growth, and that's all you ever ask for. When you present facts and information, as an intelligent human being, you have to change your ideas and accept it to grow. Otherwise, you would never grow. That's how civilizations work. They take information and learn, adapt. If you want to be stuck in your ways and not grow, that's the doom of people.

Does combating racism come down to individual relationships? What makes a difference, in your experience?

I go back to education and relationship-building. But it's not just on whites. There's definitely some onus on people to help themselves. One of the biggest reasons for inequality is economic power and resources. Speaking for black people, we have to do a better job of taking care of our economic resources, the way we spend our money in black communities. That's an idea I gained from a black [author] who talks a lot about buying black and the black dollar and how to help ourselves economically, Dr. Claud Anderson.

Who do you admire?

Present day, I'm a big fan of [rap artist] J. Cole. He talks about real issues and speaks more substance than most rappers. He really became my favorite when he went to Ferguson, [Missouri], to march with the people, without any extra media

attention. And I know he's a big basketball fan. I'd love it if he came to one of our games.

Historically, I have great respect for MLK [Martin Luther King Jr.] and Malcolm X. I love Muhammad Ali. His personality was great, his trash talk, which he always backed up. I would love to say, 'We're about to beat this team by 20, I'm going to have 40, and it's going to be a great game,' and then I go out and do it and the next thing you know, I'm out at a rally or helping people or supporting the community. Muhammad Ali did a great job of being the greatest of all time in his sport and then also doing what he needed to do to help his people.

Last thing, what's that new tattoo on your leg?

On my right leg I'm getting a series of seven pictures done by Jake Reynolds, and the tattoos are from African empires. I did some real intensive research this summer, looking up the seven most powerful and prolific, richest, memorable, longest-lasting empires of all time in Africa. I stopped the list at seven because my leg is only so big. From each empire I found an artifact or item revered as a good luck talisman-type of artifact, and I'm going to get those tattooed on my leg. It's like I'm standing on the strength of my ancestors. That's the symbolism for it. [This one] is a mask from the Zulu tribe that was supposed to ward off evil spirits and bring good luck to the person or household. Hopefully, it will do that for me.

With doughnut giveaway, Hayes and teammates make connection to fans

By Bobby Ehrlich
Daily Cardinal
September 26, 2016

The connection between athletes and fans is often distant. Fans observe from afar as athletes make plays in the arena. There is rarely face-to-face, one-on-one interaction between player and fan.

Nigel Hayes broke that norm Friday afternoon. After making a promise via Twitter to deliver doughnuts to all students with season tickets if the tickets sold out in under five minutes—they sold out in three minutes—Hayes delivered.

Receiving a generous donation from Hy-Vee, Hayes was saved from shelling out big bucks for a massive doughnut purchase. In front of the Kohl Center, students who bought season tickets came up one-by-one

to Hayes, who handed each student a delicious bakery item with a smile and a thank you for supporting the team.

In a world filled with athletes with giant egos who can barely find time to sign a few autographs, Hayes represented a breath of fresh air Friday.

"I kind of selfishly would like to hand out all of them personally. So that way I can be like, 'Hey, one day I passed out 2,000 doughnuts,'" Hayes said.

And he did. The other players helped; most of the team was there to help check names and interact with the mammoth line that formed along Dayton Street. Head coach Greg Gard even helped give out napkins.

But Nigel was the only one who handed out doughnuts. And he thoroughly enjoyed it. He genuinely thanked each student for their support and frequently paused to take selfies with excited fans.

For these student fans, it was a chance to interact with the star of the basketball team, the most well-known athlete on the campus. The one usually dazzling on the court and making jokes during press conferences. It wasn't staged. It wasn't some marketing stunt manufactured by the public relations department. Hayes made a genuine connection with his classmates and fans, something that rarely happens, even in college athletics.

"I'm extremely proud [of our fanbase]," Hayes said. "It makes you a little happy, gives you butterflies inside to see that either, one, they really wanted doughnuts or, two, they really think that this is going to be a pretty special year for us."

It certainly has the potential to be a special year for the Badgers. With basically the entirety of a team that just missed the Elite Eight returning, Wisconsin is poised to make another Final Four run.

But before Hayes can get started this season, he had to fulfill his promise to the student body.

"I guess that's the pitfall of promising free food to college students, they would not let you back away from that," Hayes said. "We all know, especially the college kids, whenever there is free food, we will be there or we will do what needs to be done to receive the free food."

Two years ago, Wisconsin clinched the Big Ten title with a decisive victory over Michigan State in the Kohl Center. The players rushed the student section, running up and down the aisles, high-fiving the Grateful Red.

Wisconsin has the ability to create a moment like that again. Only this time, hundreds of student section members will have already met the team and its superstar up close and personal. It was a special

moment in 2015, but if the Badgers can do it again in 2017, it will be even more special.

Nigel Hayes, Bronson Koenig lead off the court

By Jeff Potrykus
Milwaukee Journal Sentinel
October 12, 2016

Wisconsin teammates Nigel Hayes and Bronson Koenig met earlier this year for a frank discussion that had nothing to do with basketball.

"We talked about how to deal with the (Internet) trolls," Hayes said, "... the ones that try to derail what we're doing."

What both seniors decided to do was to publicly support causes about which they are passionate.

Hayes' focus is on the treatment of the black community.

"It is clear and evident where we live in this technology age and social media age where you can see it like that," he said, snapping his fingers for effect. "You can see the hate crimes. You can see the challenge of black men with police. You can see the unfair sentences. You can see the research and studies done on the prison system and how it is set up to target black men."

Koenig's focus is on the construction of the Dakota Access Pipeline, which is expected to cover almost 1,200 miles from North Dakota to Illinois and transport about 470,000 barrels of oil per day.

Members of the Standing Rock Sioux Tribe, as well as others, are trying to stop construction of the pipeline. They argue it will pass through sacred burial sites and could compromise the area's water supply.

Koenig and his older brother, Miles, last month drove from La Crosse to North Dakota. They went to support the protesters by bringing donations that included food and winter clothes. They also held a basketball clinic for children.

Koenig was unavailable this week because of a family emergency. However, he earlier told uwbadgers.com:

"I'm really glad I went there and I was able to bring some joy to those kids lives. Maybe it was a once-in-a-lifetime opportunity they will remember for the rest of their lives.

"I'm just now starting to realize the impact that I can really have on those kids."

Hayes, Koenig and senior Zak Showalter are scheduled to represent UW at the Big Ten preseason meetings Thursday in Washington, D.C.

The decisions by Hayes and Koenig to become active in issues away from basketball no doubt will be discussed.

"I think the first thing is you have to applaud them for bringing awareness to both situations," said Greg Gard, entering his first full season as UW's head coach. "Obviously, the depth of their knowledge and their intellect in both of those areas really has helped me. I've learned a lot more and I've talked to them about it, both individually and as a team.

"I really applaud them for what they've done and the stance they've taken. We obviously have supported them in two different issues. They are using college for what it should be used for. You try to better yourself. You try to educate yourself. You expand your horizons.

"The one thing that we talked to them about is (to) just be cautious and understand the ramifications tomorrow and understand them in six weeks and in six months and how it all plays out."

Hayes and Koenig aren't worried because they believe in the stances they have taken, in the community and on social media.

Koenig believes the concern about contaminated water affects all people who live along the Missouri River, not just Native Americans.

"Some people might think it's just Native Americans being selfish," he told uwbadgers.com. "It's their way of life, their way of living. It's all of us, not just Native Americans."

Hayes enjoys speaking to students in and around Madison.

"Now people are asking me to come and talk about race issues, social issues and talk to young black men and young black ladies about the way the world is," he said.

He worries that racism remains pervasive but is encouraged when he sees whites standing arm in arm with blacks. He is undeterred by those who disagree with him or tell him to stick to basketball.

"From my perspective, all I care about is my family and what my mother thinks of me," Hayes said. "So if my mom says she is proud of and she agrees with what I am doing and supports it, there could be nine million people lined up telling me I suck and I'm the worst guy ever.

"I am sure Bronson is the same way. He is there to make sure he represents himself and his family well. And if that is taken care of, then all is well."

Koenig nears 3-point record after years of perfecting his form

By Jim Polzin

Wisconsin State Journal
January 28, 2017

For years, an orange cone became a fixture on East Ave. S near the intersection with Green Bay St. in La Crosse.

It was put there — reluctantly, mind you — by a boy whose first love was basketball. Placing the cone in the road was embarrassing to Bronson Koenig, but he dutifully did it because that's what his father wanted.

Paul Koenig had dug a hole at the end of his property and installed an in-ground hoop that hung over the street, making sure the rim was exactly 10 feet above the blacktop surface. The nearby intersection prevented cars from building up too much speed as they drove past the makeshift court but, just in case, the father bought a cone as an added security measure.

Inevitably, the obstacle on the one-way street caused some drivers to object: there were annoyed glares, honks of the horn and, in extreme cases, demands to get that damn thing out of the way. But day after day, the boy who eventually would become a shooting star for the University of Wisconsin men's basketball team kept placing the cone there so he could work on becoming a better player.

The result is a stroke that is the envy of his teammates.

"Bronson literally has the perfect shot," UW senior guard Zak Showalter said. "It's high, it's quick, it's got great rotation. I don't know what more you could want."

Senior forward Vitto Brown needed only one word to describe Koenig's form: "Beautiful," he said.

UW coach Greg Gard, who recruited Koenig out of Aquinas High School, paid the ultimate compliment to the senior point guard after practice Thursday. "If you're teaching your kids how to shoot," Gard said, "just have them watch Bronson."

The red-hot Koenig is averaging a team-leading 14.6 points per game for the No. 15 Badgers (17-3, 6-1 Big Ten), who face Rutgers (12-9, 1-7) Saturday at Madison Square Garden. He's shooting 57.5 percent from 3-point range in Big Ten play, with 23 triples in 40 attempts, and it's only a matter of time before Koenig becomes UW's all-time leader in that category.

Ben Brust holds the program record for 3-pointers with 235, followed by Tim Locom at 227. Koenig is closing in with 224 and counting, including 57 this season.

"He's super consistent," said Brust, who was Koenig's teammate for a season. "It looks the same coming off his wrist every time. If you have something that's short and compact and put in the same spot every time, you're putting yourself in position to make a lot of shots."

'It's pretty pure'

While Koenig is the one making the shots, he's the first to admit that he's had a lot of help along the way.

Growing up, Koenig attended camps run by Todd Fergot at La Crosse Central and Richie Johnson at the La Crosse YMCA. Those sessions were heavy on fundamentals, with the importance of getting in a triple-threat position and establishing a shot pocket being two topics that still stick with Koenig more than a decade later.

Another influence was Dave Donarski, who was an assistant coach at Aquinas when Koenig helped lead the program to WIAA Division 3 state titles in 2011 and '13.

But one person stands above the rest when it comes to the evolution of Koenig's shot: his father.

Paul Koenig was a good shooter himself and had a short-lived college career. "Had a scholarship to Winona State," he said. "But I kind of screwed around and left school."

After some time overseas in the military, he returned home and was hoping to resurrect his career at UW-La Crosse. A motorcycle accident ended that plan.

Still, Paul Koenig's passion for basketball never went away and he passed it along to his youngest son. The boy inherited something else from his father.

"Basically," Paul Koenig said, "the form I taught Bronson was my form."

The elder Koenig had learned how to shoot from watching greats such as Pete Maravich, Walt Frazier and Oscar Robertson. Even when he was a young boy shooting two-handed shots that started at his belly, Bronson Koenig was being taught proper mechanics.

He'd hear three words on a continuous loop from his father: Set. Square. Shoot.

"I stressed one thing very clearly to him: Your shot is not your arm, it's not your wrist, it's everything from the bottom of your feet through your body and it comes out the end of your fingertips in one motion," Paul Koenig said. "I stressed that over and over and over again."

All along, Koenig was being prepped for the day he'd eventually be strong enough to release the ball above his head, greatly reducing the odds it would get blocked by defenders. Shooting sessions at that house on East Ave. S began with Koenig using proper form on shots close to the basket, but he'd eventually move on to longer

attempts and revert to his two-handed, chuck-it-from-the-waist form.

Finally, after he had completed the seventh grade, Koenig was strong enough to make a complete transformation to a true jump shot that was released as he was at his highest point. It was, according to his father, a seamless transition.

"He just developed a really nice looking shot," Paul Koenig said.

When Koenig goes through slumps, his father can narrow the problem down to one of two things: Either he's rushing his shot, or his guide hand is shaded toward the top of the ball, creating a cross-spin.

Right now, the only critiques of Koenig's shot are glowing.

When Gard was discussing Koenig's form this week, he noted the senior's fourth and final 3-pointer during an 82-55 win over Penn State on Tuesday. Showalter delivered a pass at face level to Koenig, who quickly released a shot with a defender closing in and the shot clock winding down.

The process, from the time it reached Koenig until the moment it left the index and middle fingers on his right hand, lasted about 0.5 seconds.

"When he shoots it, it's pretty pure," Brust said. "When that thing strikes the net, it rips it. He's always been just a pure shooter since the day he walked in."

'It's so pretty'

Koenig, for his part, believes people get too caught up in the mechanics of the shot, which is easy to say for a player with flawless form. But his point is this: good shooting is the combination of finding something that's comfortable and repetition.

"There's also a feel kind of aspect to it, too," he said.

That's why every shooting session for Koenig — open gym, before practice, pregame — begins with a methodical process in which he slows down his stroke and shoots near the basket.

He also refuses to leave the gym on a missed shot. Following a recent practice on a Sunday afternoon, Koenig was visibly frustrated at the end of a workout when he missed a 3-pointer from the left wing after cutting around a chair that was being used to play the role of a screener.

"He's a perfectionist," said UW assistant coach Joe Krabbenhoft, who helps out Koenig by serving as a rebounder/passers. "He wants to see that ball go through pure in drills like that because then in games, it becomes natural."

Like, for example, when Koenig came racing around a staggered screen late in overtime of a game at Minnesota last Saturday. It was vintage Koenig: Set. Square.

Shoot.

And swish, a 3-pointer that gave the Badgers the lead for good in a 78-76 victory.

Two things stood out about the play, starting with the fact Koenig was on the move. After Purdue's P.J. Thompson essentially attached himself to Koenig for the better part of 40 minutes on Jan. 8, holding the senior to nine points on eight shot attempts, Gard and his staff devised ways to make it more difficult for opponents to defend UW's leading scorer.

Not only did Gard and Co. encourage Koenig to increase his off-ball movement, they began calling more set plays for Koenig.

The end result of the play UW ran at Minnesota was a shot that almost seemed like it dropped straight down from the rafters at Williams Arena.

"I've seen that happen so many times," Showalter said, "but it's so pretty watching it go through the net like that."

The architect of that pure shooting stroke was watching from the seats behind UW's bench. Paul Koenig has seen his son make thousands of shots over the years: the one to beat the Gophers, the buzzer-beater against Xavier that sent UW to the Sweet Sixteen last season, 12 over the course of three Final Four games, 23 in four WIAA state tournament games, the ones on the East Ave. S court protected by the orange cone.

The father can't pick a favorite, but he does have a preferred type.

"His step-back jumper is pretty special," Paul Koenig said. "When he goes in, crosses over, steps back and the defender is losing his balance going backward as Bronson is stepping back into a shot and it swishes?"

"To me, that's kind of cool."

Face of a Nation: Bronson Koenig embracing prominent role among Ho-Chunk people

By Seth Davis

Sports Illustrated

December 12, 2016

They had traveled more than 100 miles to visit with him for just a few minutes, but he had no desire to talk, no idea what to say. Still, his mother had asked him to follow through on his commitment, so Bronson Koenig walked into a small conference room at the Holiday Inn in Lincoln, Neb., and sat across from the basketball players

from Winnebago (Neb.) High. It was March 2014, and Koenig was a freshman point guard for Wisconsin, getting ready to play the Cornhuskers. Besides being fellow players and Native Americans, Koenig felt a special kinship with the young men at the table. The Winnebagos are a sibling tribe to Koenig's own Ho-Chunk Nation. They were family and deserved his full attention.

He hadn't prepared any remarks, so he just spoke from his heart and answered questions for about a half hour. The talk went well, but the game didn't. Koenig played 13 minutes and failed to score as the Badgers lost by nine. He was disappointed in how he played, but he didn't worry that he had let those boys down. "Not at all," he says. "I know they'll love me forever, no matter what happens."

Native Americans have flocked to Koenig's games since before he started high school in La Crosse, Wis. They come to the Kohl Center in Madison and also show up at his road games, often presenting him with gifts and beadwork crafted just for him. Last season Koenig (pronounced KAY-nig) was one of just 21 Native Americans out of approximately 5,000 Division I men's basketball players. He was also by far the best. Now a 6' 3", 190-pound senior, he has played in two Final Fours and had started 69 games through Thursday for the Badgers, who are 8-2 and ranked No. 17. His dream is to make the NBA, not only for himself but also for the Native Americans who support him so unconditionally. Like them, he knows what it feels like to be the odd man out. "All the other players I've seen my whole life were white or black, or maybe Hispanic," he says. "I'm the only person out there who looks like me."

Koenig's father, Paul, works as a local coordinator for a federal senior employment program. His mother, Ethel Funmaker, is a computer programmer and a full-blooded Ho-Chunk. "She's real reserved, unless she feels very strongly about something," he says. That's true too of Bronson, who took a long time to find his voice but is now using it to full effect. In mid-September he traveled with his 26-year-old brother, Miles, to Cannon Ball, N.D., where they delivered supplies to thousands protesting the construction of the Dakota Access Pipeline, a \$3.7 billion project undertaken by Texas-based Energy Transfer Partners to carry 470,000 barrels of oil a day from North Dakota to Illinois. The pipeline is largely completed, but a portion was designed to cross the Missouri River near the Standing Rock Sioux Reservation. The Sioux say that if the project were to be completed as planned, it would disturb sacred burial sites and compromise

the area's water supply. On Sunday the protesters won a major victory when the Department of the Army, which manages the federally owned land, announced it had denied Energy Transfer Partners' request for a permit to complete the pipeline along the planned route.

Before leaving for Standing Rock, Koenig eagerly agreed to interviews and spoke out about the pipeline as well as other issues, such as the use of American Indian mascots for sports teams. It was a sharp contrast from the introverted, basketball-obsessed teenager reluctant to chat with the Winnebago High team. "I've never been around someone who has matured more in terms of his understanding of the big picture in life," Wisconsin coach Greg Gard says. "Taking that trip to North Dakota would not have been in his realm of thought four years ago. He wouldn't have understood the impact he could have."

There is, of course, the potential for backlash against any athlete who uses fame to fight for social causes. And Koenig's parents did not want him to go. They worried he'd be in physical danger, given the frequent clashes between protesters and law enforcement. Bronson didn't hesitate. "Basketball is a game that I love, but the future of my people is much more important to me," he says. "We've been suffering for hundreds of years. I would die for my people, if that's what it came down to."

Miles Koenig can still hear the sound of the ball pounding the pavement. His kid brother would spend hours hoisting shots at the basket in front of their house on East Avenue South in La Crosse. Their father put up a spotlight so Bronson could play at night. He'd often go well past 11, until the neighbors complained. There were no kids in the neighborhood Bronson's age, so he begged to play with Miles and his buddies. They let him play, but they never let him win. He often cried, but he always came back.

If Bronson wasn't shooting outside his house, he was at the YMCA. He'd stay there all morning, devour the sandwiches and watermelon slices his dad brought him, and then resume playing for hours more. "It was like he came out of the cocoon when he played basketball," says Paul, who played briefly at Division II Winona (Minn.) State. "It wasn't work for him, just love of the game. It was total immersion."

When Koenig was in fifth grade, his parents separated. Around that time, Miles, who was far more outgoing and rebellious than his brother, started skipping school, staying out late, partying way too hard. Miles was sent to the juvenile detention

facility in La Crosse more than a half-dozen times over the next several years. Bronson and Miles used to be close—they shared a bedroom—but they barely saw each other during that span. Bronson remembers spending long hours sitting by himself in his room, where he stared at the ceiling and watched basketball videos on YouTube. “A lot of times,” he says, “I felt like an only child.”

Though Paul is of German and Irish descent, he was fully supportive of Ethel’s efforts to introduce the boys to her heritage. Bronson and Miles would spend afternoons at the Three Rivers House, which serves as the Nation’s branch office in La Crosse. They also attended a few weekend powwows each year in Black River Falls, which is the tribe’s main population center.

For Bronson those gatherings were a source of confusion. He was already one of the few minority kids in his school; at the powwows, he was one of the few who were part Caucasian. His uncles and cousins would teasingly call him “white boy.” Says Bronson, “I remember being like, Damn, I can’t win here. Who am I?”

Koenig was the starting point guard from the first game of his freshman season at Aquinas High, a Catholic school with an elite basketball program. As his profile grew, the members of the Ho-Chunk community became his biggest fans. But the first time a television reporter interviewed him, Koenig froze. Interacting with fans could be awkward. “He wouldn’t go up to anybody, but if they came to talk to him, that was easier,” Funmaker says.

Koenig received scholarship offers from Duke, Kansas and North Carolina, but he chose Wisconsin largely because then coach Bo Ryan sold him on the importance of staying close to home so his family and his Ho-Chunk fans could watch him play. Once again he made his mark early. Just three games into his first season Koenig’s minutes increased because of injuries to the top two point guards. He played with preternatural poise, scoring seven points and dishing two assists in 23 minutes in a win over Wisconsin–Green Bay. He averaged 15.5 minutes for the season and scored 11 points in a Final Four loss to Kentucky. Koenig began his sophomore season as a reserve but became a starter in January after the incumbent, Traevon Jackson, suffered an ankle injury. Koenig went on to pilot the Badgers back to the Final Four, where they fell to Duke in the championship game.

Last season Koenig was the Badgers’ second-leading scorer (13.1 points), and though Wisconsin fell short of a third straight Final Four, Koenig played his way into NCAA tournament lore. In a second-round game against Xavier, the

seventh-seeded Badgers trailed by nine with six minutes to play. Koenig capped their comeback with a 25-foot three-point shot to tie the score with 11.7 seconds left. After Xavier was whistled for an offensive foul on the next possession, Gard called timeout to set up a final shot. He drew up a play called Wagon Wheel, in which 6’ 8” junior forward Nigel Hayes was the first option in the post. As the huddle broke, Koenig told the inbounder, freshman forward Ethan Happ, to look for him in case Hayes was double-teamed. Sure enough, Hayes was; Happ fed the ball to Koenig, who took one dribble and, with 6’ 4” Musketeers guard Remy Abell charging at him, swished a step-back three-pointer from deep in the right corner. Koenig is at his best in those tense moments. He has proved himself to be a skilled shooter (37.5% from three for his career) and playmaker. Says one NBA scout, “Even if he doesn’t get drafted, he’ll have a chance to make a team because he’s tough and he’s a winner. You love those intangibles.”

Miles wasn’t there to see that epic three, but he has made it to most of Bronson’s games in Madison. After several more run-ins with the law, including three arrests for driving under the influence, Miles believes he has his life back on track. When he learned about the protests at Standing Rock, he decided to launch a donation drive to bring supplies to the site. Bronson, who has continued to learn about his Native American heritage during his time in college, immediately signed on to join him. Once Gard heard that his point guard was making the trip, he asked him into his office so they could talk it through. “The depth of his knowledge was astonishing,” Gard says. “He was well-prepared to go and make an impact.”

Thanks to the publicity Bronson received, the response to the Koenig brothers’ efforts was overwhelming. So many supplies poured in that they had to borrow an 18-foot trailer. The truck was stuffed to capacity with food, clothes, boots, even a pair of 8,000-watt power generators. Bronson’s trainer and good friend, Clint Parks, flew in from California to join them on the 13-hour drive from La Crosse to Cannon Ball, with the Ho-Chunk flag in the cab, waiting to be unfurled.

They arrived late and pitched their tent in the dark. When the sun came up they were amazed by what they saw: thousands of people from hundreds of tribes camping out in tents and teepees all over the valley. When the Koenigs presented their donations, the protesters sang a thank-you song beside a spirit fire. The Native Americans, especially the young ones, were in awe of the famous basketball player who had come to support them. They swarmed

Bronson, asking him for autographs and pictures, telling him how elated they felt when he hit the shot to beat Xavier.

Koenig conducted a basketball clinic inside a packed gymnasium at Standing Rock High in Fort Yates. He also gave an impromptu clinic to a group of boys gathered beside a stand-alone hoop. Bronson put them through a series of drills, which they eagerly completed despite the funky bounces their balls took on the prairie grass. As he watched them fawning over his kid brother, Miles was overcome with pride. “It makes me emotional even thinking about it,” he says. “I’m not surprised that this is happening. He deserves [this success]. He put his mind to it, and he’s living his dream. I know he used to look up to me when he was younger, but these days I’m the one who looks up to him.”

‘I Am A Role Model’: The inspiration behind Bronson Koenig’s Na- tive American activism

By Rob Dauster
NBC Sports
September 20, 2016

Bronson Koenig does not have any Sioux blood running through his veins, but the star point guard for the Wisconsin Badgers drove 13 hours to stand with protestors in opposition to an oil pipeline in Fort Yates, North Dakota, this past weekend because his people have dealt with the same injustices currently facing the Standing Rock Sioux.

Koenig’s mother is full-blood Ho-Chunk, which, as Koenig explains, is the same thing as the Winnebago Tribe in Nebraska. They’re the same people. They come from the same ancestors. They were the same tribe, except the Ho-Chunk are the people that opted to remain in Wisconsin when, roughly 150 years ago, the federal government came in and forcibly removed the tribe from their land. The Winnebago first were given a reservation in Minnesota before that, too, was taken, and the tribe was sent to a plot of land on the Nebraska-Iowa border.

This fight is personal for Koenig, even if he didn’t know any Standing Rock Sioux personally.

He’s embraced his place as a role model in the Native American community, where basketball is a massively popular sport. He understands that kids living on these reservations look up to him. As Clint Parks, a trainer that flew from Wyoming to Madison just to join the 1,500-mile round-

trip drive, tells it, those kids see Koenig the way the rest of America sees LeBron James.

"My mom has always told me that I'm a role model whether I like it or not, and she's always pushed me to be the best role model I can be for our youth," Koenig says. He knows that he has a national platform right now, one that may not last beyond his senior season in Madison, which is why he has spent the last month doing everything he can to raise awareness for a fight he believes he was born into.

The protest centers around the Dakota Access Pipeline, a \$3.8 billion project that is being built to carry 470,000 gallons of crude oil a day from North Dakota to Illinois. The path of the pipeline does not cut across the Standing Rock Sioux Reservation, but the current plans would destroy sacred cultural sites and burial ground in addition to potentially contaminating the water the tribe gets from the Missouri River. On Monday, a D.C. circuit court officially halted construction on the pipeline until a decision can be made.

Since the protests began roughly a month ago, Koenig's Twitter and Instagram pages have been littered with updates about the protests, a push for national news recognition he feels this issue requires.

That's no different than any activist with a platform and an opinion, but to truly comprehend the importance of this trip and the value that the accessibility of an icon brings, you need to understand what life is like on that reservation.

The Standing Rock Reservation is a 3,571-square mile plot of land that overlaps the border between North and South Dakota. Bordered on the east by the Missouri River, the reservation is one of the poorest areas in the United States.

The unemployment rate on the reservation is a stunning 79% percent, according to a report from MSNBC in 2014, a number that is even more striking in comparison to the state of North Dakota, where an oil boom has lowered the state's unemployment rate to 3.1%. Many of the jobs created as a result of this boom are in the construction industry, where infrastructure like the Dakota Access Pipeline is needed to transport the oil and natural gas pulled from the earth to the rest of the country.

The poverty rate in Standing Rock is 43%, more than triple the national average, and the two counties that make up the reservation — Sioux County in North Dakota and Corson County in South Dakota — are two of the ten poorest counties in the country.

"Crumbling homes and boarded up, graffiti-scarred buildings dot this forlorn

place, where the great needs of families are etched in the faces of many who live here," that report from MSNBC read. "There's a crippling Third World-ness to many parts of the reservation, with life expectancy and quality of life rates among the lowest in the Western Hemisphere."

"There is little economic activity to speak of and childhood mortality, suicide and dropout rates are among the highest in the nation. Food insecurity is vast. Access to quality healthcare and education is lacking. Far too many go without electricity or running water. These conditions are made worse by political and economic red tape that stymie growth and development."

Koenig knew what he was going to see in Standing Rock when he arrived. He knew the numbers and he's heard the stories, which is why the most tangible effect of Koenig's trip was charity.

Koenig's older brother, Miles, coordinated with the Three Rivers House — where he is a community outreach organizer — and the Hunger Task Force, among other charities, to stock an 18-foot trailer to the ceiling with supplies. Not just food and water, but things seemingly as fundamental as shoes and winter coats, two things will be vital for protesters and tribe members as fall turns to winter. The brothers, along with Parks, also lugged up a pair of generators, which will be useful on the reservation in the long-term but will be immediately useful for the thousands of protesters that are currently occupying four camps in and around the construction site.

It doesn't take a Rhodes Scholar to figure out that people needing shoes and coats with a North Dakota winter bearing down are struggling.

But knowing and being prepared to see it all up close are two different things.

"Just seeing the reservation and the condition that they live in," Koenig said, trailing off. "It was pretty eye-opening and made me appreciate everything that I have. Seeing the kids walking around, the conditions that they live in, in the middle of nowhere? You don't really have much to look forward to."

"That place," Parks said, "was given hope with Bronson showing up."

There-in lies the importance of Koenig's trip, the value that comes with embracing one's status as the pillar of a community. It's not just that he's giving these people supplies that they need, supplies that will undoubtedly help them get by in what is always a long, dark, cold winter. It's not that he's hosting basketball clinics and allowing these children a chance to rub elbows and take pictures with their hero. And it's not just that he's shining a spotlight on a cause that has been totally overlooked as we ar-

gue over whether or not Colin Kaepernick disrespected the flag.

If we, as Americans, ignore a cause — one supporting our nation's largest minority group — championed by an NFL quarterback because we can't get past his method of protest, is it any wonder the DAPL protests struggle to make headlines?

So yes, the work Koenig is doing promoting the cause is invaluable, but it's not as important as the self-confidence he gives Native American children around the country, the belief that they can make it out, they can be successful in life, they can put themselves into a position where they can give back to a community the same way that Koenig has.

And, quite frankly, it's a chance to provide a simple distraction to everything else going on in their world.

"[We went] there to bring joy to their lives, take their minds off the issue with the tension that's been growing there over the last month," Koenig said. "Show them that I'm 100% supportive of them because they've been 100% supportive of me whether I have a great game or play awful." It's great to have the support of a community, to have an entire nation of people behind you.

And it was time for Koenig to show his people that he is behind them, that he's in this fight with them. He was there because a retweet is fleeting. The only way to truly support a cause is by going all-in.

"It was a life-changing experience," Koenig said. "I'll remember it forever."

Bronson Koenig refined on and off court

By Jim Polzin

Wisconsin State Journal
November 6, 2016

When the University of Wisconsin men's basketball team gathered for the start of its eight-week summer session in June, there were three new players on the roster.

But that number may as well have been four, because one of the veterans had undergone a makeover of sorts.

Senior guard Bronson Koenig was still wearing No. 24, still running the point for the Badgers. But he wasn't the same Bronson Koenig that had left town when the semester ended the previous month.

On the court, Koenig was quicker and more explosive. Moreover, teammates noticed in practices and pickup games that he was constantly in attack mode.

Off the court, Koenig was a changed person, too. Sophomore forward Ethan

Happ noticed it when the two would go out to eat and Koenig was choosing to order healthier meals.

"This Bronson right here," senior forward Vitto Brown said over the summer, "is a complete 180. He's headed in the right direction."

Five months later, as Koenig gets ready to start his final season with the Badgers, there's every reason to believe he'll go out with a bang.

"I'm the leanest I've ever been. My body fat is the lowest it's ever been. I'm in the best shape of my life. I don't really get tired anymore," Koenig said.

"I'm playing the best ball of my life and I'm going to keep that going. I just have a whole different mindset."

There are multiple factors that led to Koenig 2.0.

For starters, he had plenty of motivation heading into the offseason based on the way his junior season ended. After lifting the Badgers into the Sweet 16 with a pair of clutch 3-pointers down the stretch against Xavier, including the winner at the buzzer, Koenig missed a shot and turned the ball over in the closing seconds of a 61-56 loss to Notre Dame five days later.

Badgers coach Greg Gard and others speculated a sense of urgency had emerged within Koenig because he knew his time at UW was running out — the sand slowly disappearing from the top of the hourglass.

"I feel like he's got it in his head like this is his last year, last shot," Happ said.

Last, but certainly not least, was Koenig could feel his dream of playing in the NBA slipping away.

Last spring, Koenig could have taken advantage of a new rule that gave underclassmen more time to make an informed decision if they chose to enter the draft pool without hiring an agent. Koenig, who knew he wasn't ready, didn't even bother going through the process.

Instead, the La Crosse, Wisconsin, native did everything he could to go out and get ready for a season he hopes will propel to the NBA.

"I was in the gym every single day this summer," Koenig said, "10 times more than all the other summers combined."

It was a transformation that even Brown, one of his closest friends on the team, didn't see coming.

"I was hoping it would come, but I never would have put money on it," Brown said. "I don't know who got to him, but he's keeping it up. I'm proud of him."

Brutal honesty

Koenig is the first to admit he had help — plenty of it, in fact.

UW strength and conditioning coach

Erik Helland has been universally praised by coaches and players since joining the program prior to the 2013-14 season, but there are restrictions on the amount of time he can spend with the players.

Koenig didn't want to waste a single second of his offseason, so he made plans to train in Los Angeles. It was there he hooked up with Corey Calliet, a personal trainer who helped actor Michael B. Jordan prepare for his role in the movie "Creed."

Not only did Calliet oversee a rigorous series of basketball-centric workouts every day, he got Koenig started on a diet plan that Koenig continues to use to this day.

Koenig, who sustained a knee injury during a loss at Northwestern last season and said he "got fat and out of shape and relied too much on my shot," felt like a new player after only a short time under Calliet's watch.

"He helped me get a lot more athletic, more quick, more pop in my first step," Koenig said. "My hops are back for the first time since high school, so that's nice to have."

Koenig's swagger is back, too, and for that he credits Clint Parks, a 29-year-old basketball skills trainer who has worked with NBA players Kawhi Leonard and Tony Snell.

The two had never met before last spring, though Parks was aware of Koenig from his high school day and was at the Final Four in 2014 when the Badgers lost a heartbreaker to Kentucky in a national semifinal.

Parks' greatest strength might be his ability to motivate, and he didn't sugarcoat anything with Koenig even though the two barely knew each other before they started working out together at the UCLA Men's Gym basketball courts.

Before Koenig started his work with Calliet, it was Parks who offered this brutally honest assessment: "I told him, 'You're in horrible shape right now. You're not going to get where you want to get by doing what you've done in the past.'"

Parks didn't stop there, bringing up a junior season that fell below Koenig's individual expectations. There was plenty of blame to go around when diagnosing UW's offensive struggles at times last season, but Koenig's inconsistency was at least part of the issue: He shot a combined 29.7 percent from the field in the Badgers' 13 losses compared to 45.6 percent in the team's 22 wins.

"Too many games in single figures," Parks said — and there were 11 to be exact. "That's because when you just rely on your jump shot, you're going to have nights like that."

Parks told Koenig he had to become

tougher when it came to winning 50/50 balls. He challenged Koenig to improve his defensive skills so he could hassle the opposing point guard.

To Koenig's credit, he took Parks' unfiltered feedback in stride. In fact, it was exactly what Koenig needed to hear.

"He's been a blessing," Koenig said. "Just the kind of guy I needed in my life years ago. If I would have had him, I'd already be in the NBA. But better late than never."

Supporting cast

The bond between the two grew so tight over the summer that Koenig, who is part Native American and part Caucasian, invited Parks back to Wisconsin to attend a Ho-Chunk Pow-Wow in Black River Falls over Labor Day weekend.

Later in September, Parks accompanied Koenig and Koenig's older brother Miles on their 750-mile journey to Standing Rock Indian Reservation in North Dakota, where thousands of Native Americans were protesting construction of an oil pipeline.

Koenig has become deeply involved with North Dakota's Standing Rock tribe and its children.

In addition to Bronson Koenig and Parks running a basketball clinic that was attended by over 100 Native American youth, Miles Koenig organized a donation truck with provisions for the protesters.

Both trips not only helped Parks get to know Koenig better, it gave him a chance to see the impact Koenig is having on the Native American community.

At the Pow-Wow, Parks watched as a mother walked up to Koenig and thanked him. "This is my son's dream," she told him. "He looks at you and he says maybe I can do this. You're providing hope."

In North Dakota, a similar conversation occurred. "I've seen a big change in my son's grades after watching you in the NCAA tourney," the parent said. "Seeing you hit that shot (against Xavier), he's been a different kid because he realizes if he wants to play ball, he's got to get good grades."

Koenig's role as a key piece of UW's run to back-to-back Final Fours during his first two seasons on campus raised his profile. He was encouraged by his mother, Ethel Funmaker, a member of the Ho-Chunk Nation tribe, to embrace being a role model to Native American kids.

That was a somewhat daunting task for Koenig at first, but the North Dakota trip was another sign he's put his arms around being a leader to those who look up to him.

"I hope to show that it is possible for a Native American to accomplish whatever goal they have," he said.

Added Parks: "I always tell him, 'It's 5 million people on your back supporting

you. They want you to succeed. All the negative stuff going on right now for Native Americans, when they see you, you're something positive that they can grab onto.' "

Growing up

Gard, who started recruiting Koenig when he was a freshman at La Crosse Aquinas High School, has pointed out on more than one occasion during the pre-season that Koenig has grown into a mature leader.

Even Koenig admits he's come a long way in that regard.

"I was an awkward teenager — socially awkward and I didn't know who I was," Koenig said. "I've kind of grown up."

Kind of?

"I know who I am now," Koenig said, "and I'm confident in myself."

Parks is a believer as well, though he's not afraid to push Koenig's buttons on occasion.

When Parks picked up a *Lindy's College Basketball* preview magazine over the summer and noticed Koenig wasn't included in a ranking of the top 25 point guards in the nation, he took a picture of the list and attached it in a text message to Koenig.

Parks also teased Koenig that he'd probably return to his bad eating and sleeping habits once the summer ended and school began.

"I knew he'd keep at it," Parks said, "but I would throw that at him to keep him off-balance."

The progress Koenig made during his time in Los Angeles was evident from the moment he stepped back on the UW campus.

"Like I told him straight up, I've never been more proud of a kid," Parks said. "Everything I told him, he ran with it. He didn't have an ego. He wasn't like, 'I'm Bronson Koenig, I've been to two Final Fours, hit a game-winner to go to the Sweet 16.' It was none of that."

"He was like a sponge. He took it like a man. You could tell the maturity. And that's what happens with seniors when they get to the end of the road. He realized that he could have done some things different, but it wasn't too late."

Standing Together

By Mike Lucas
Varsity Magazine
September 21, 2016

Bronson Koenig has become a role model for many in the Native American community during his time on the basketball floor at Wisconsin, but holding court in North Dakota

with the people -- especially the kids -- of the Standing Rock tribe proved that, for Koenig, the respect is mutual.

It was another entry for Bronson Koenig's photo album already brimming with basketball-related moments, none more memorable than his buzzer-beater against Xavier in the NCAA tournament.

But this snapshot was different on many layers and maybe even more meaningful for Wisconsin's 21-year-old senior guard. This was about "selfless" -- a Koenig quality -- not selfies.

"I saw that (photo)," he acknowledged. "I thought that was really inspiring."

Koenig was pictured front and center -- surrounded by Native American children. He was wearing a Stand for Standing Rock t-shirt, the same one most of the boys and girls had on.

Draped over his shoulder was a Standing Rock Indian Reservation flag representing the Yanktonai Dakota in North Dakota and the Hunkpapa Lakota in South Dakota.

"I'm really glad I went there and I was able to bring some joy to those kids' lives," he said. "Maybe it was a once-in-a-lifetime opportunity they will remember for the rest of their lives."

"I'm just now starting to realize the impact that I can really have on those kids."

As he spoke Monday from just outside the UW locker room in the Kohl Center, he also realized, "It was definitely a life-changing experience that I'll remember for the rest of my life, too."

Koenig talked about wanting to bring attention to the issues by standing in solidarity with the Dakota Access pipeline protestors. And he retraced the steps that led him to the front lines of the fight.

When his older brother, Miles Koenig, 26, first asked him to make the trip, he wasn't sure that he would be able to free up the time because of his schedule. But everything fell into place last weekend.

Before leaving, Koenig did his homework on the pipeline. He spoke to a lot of different people, including a prominent Native American lawyer to learn about the legalities.

"I definitely educated myself on the issue," he said.

Late last week, Koenig drove to La Crosse, where his brother is living and working for the branch office of the Ho Chunk Nation. From there, they made the long trek west.

"It took a little over 14 hours to get there (North Dakota) because we were pulling an 18-foot trailer that was stacked high to the ceiling with donations," he said, crediting his brother for working with charitable organizations like the Hunger Task Force. "We had food, clothes for the

winter, boots."

On the road, they listened to music and discussed just about everything, though basketball, naturally, was a popular topic. Once they got to the reservation, Koenig was in for a culture shock.

"It really is in the middle of nowhere," he said, also expressing his surprise at the living conditions. "I went without my phone for three days, which is different, obviously, being my age. I woke up that first morning with a little anxiety not knowing how anyone was going to text me. That was the first time that happened. But it was good for me."

Cell connections, of course, were trivial, Koenig noted, to what was really important. And that really sunk in when many assured him "They'd rather die than to have this pipeline being built."

At the core of the protest is the pipeline cutting through the Standing Rock reservation and not only intruding upon sacred burial sites but potentially compromising its water supply.

Koenig pointed out that the water concerns extend beyond tribal land to "millions of people upstream or downstream" of the Missouri River.

"Some people might think it's just Native Americans being selfish," he said, completely rejecting that suggestion. "It's their way of life, their way of living; it's all of us, not just Native Americans."

Walking through the campsites, Koenig was overwhelmed.

"It was just the sense of unity I saw when I got there," he said. "Over 200 tribes from all across the country. And there were also Polynesians, Hawaiians and Aztecs. There were people from all over the world that came to support the cause because they know how important it is."

"The indigenous people from all of these different countries have this connection with Mother Earth and they know how important it is to take care of it."

As it related to his brief stay in North Dakota, Koenig understood that his role was to "try to bring a little joy at the time of tension with the pipeline" in addition to showing his support for Standing Rock.

The joy was almost all Koenig's while in the company of the children.

"Every kid I talked to was unique in their own sense," he said.

There was another unexpected development on a personal level.

"It was kind of cool to see how many people actually know me," he said.

And he was truly grateful to have the platform and their support. In turn, he made sure everybody knew "I'm behind them 100 percent."

Since returning to Madison, he said,

"I've gotten a lot of positive feedback like I always have from Indian country. They were thankful for me being there and being there for the kids."

His impact was not limited to sharing his basketball acumen. Koenig was committed to "promoting health and wellness," which has become a priority in his life.

Koenig admitted to being in a different place today "with my body and my mindset."

You can tell by looking at him that he has been on a diet plan.

"It's kind of weird because my whole career here I haven't really been in shape like I should have been in shape," he confessed. "I was letting distractions get in the way of my goals and dreams."

"My body just feels so much different. I'm way leaner."

All in all, the last few months have been kind of a whirlwind.

"It has definitely been an eventful summer where I learned a lot on and off the court," he said. "It was also easily the hardest-working summer I've spent on the court and in the weight room."

"I'm really excited for this year because I'm going to be a whole different player."

Koenig has already made a difference with all of those kids on the Standing Rock reservation.

"I will definitely stay in touch," he promised. And they won't soon forget about him, either.

Brown ready to hit the high notes on court

By Mike Lucas
UWBadgers.com
December 23, 2016

Nothing says "chestnuts roasting on an open fire" and "Jack Frost nipping at your nose" like the Lahaina Civic Center on the island of Maui during Thanksgiving week. But Wisconsin senior Vitto Brown was more than willing to put everyone in the mood with his special rendition of "The Christmas Song."

As college basketball's tallest and most accomplished baritone, Brown's singing credentials have been well established, so much so that ESPN asked Brown to sing something of his choosing in front of the camera at the Badgers shootaround during this season's Maui Jim Maui Invitational in Lahaina.

"It took about a minute and a half," Brown said, "to think about what song I should sing."

The choice was an oldie, a holiday staple.

"It's November," Brown said excitedly, "and I get to sing a Christmas song."

THE (Ohio State inflection) Christmas Song.

Written in 1945 by Mel Tormé and Bob Wells, it was first sung in 1946 by Nat King Cole.

"I can't remember exactly when I started singing that song," said the 6-foot-8, 225-pound Brown, a veteran of 95 career games, including 46 starts at Wisconsin. "Maybe when I was a senior in high school (Bowling Green, Ohio). It's a song that I have down by memory by now."

Despite singing a cappella on cue in a South Pacific gym miles and miles from home, despite UW managers and assistants meandering on the floor, despite teammate Khalil Iverson bouncing a basketball and shooting jumpers in the background, Brown was not at all distracted.

"It's not hard, I've been doing it for so long now," Brown said of his ability to focus on the lyrics. "It's like I'm always ready. If somebody asks me, I can sing as long as it's not super high and something where I really need my voice warmed up to hit (the high notes). It's not a problem."

If there is a challenge, it's in the performance or the presentation. "It's probably just putting something into it besides just singing the notes," said Brown. "Like the facial expressions. Because of the venue, it was a little awkward having people around. But actually singing it has never been a problem."

At Bowling Green High School, Brown was a part of the Madrigal Singers, a select choir group.

"We'd do Christmas caroling my junior and senior year," he said. "I love singing, period. But Christmas caroling obviously puts people in a good mood. That's usually your older crowd-slash-young kids. I've sang in front of all ages. As long as I can put a smile on someone's face, that's why I do it."

Does someone like Brown — given his skill set and the richness of his voice — sing in the shower? "Not really in the shower," he said. "I found that most people who sing in the shower are the ones who don't sing in real life. That's their space to sing — in the shower — where people can't hear them."

How about singing in the car? Late Night's James Corden has struck gold with Carpool Karaoke. "If it's a song that I know, yeah, I will sing," Brown said. "Or, sometimes when I'm with my family, we'll have some impromptu singing moments, whether it's in the house or in the car. You just never know."

Who's the second-best singer on the Wisconsin roster? Brown knows.

"Chuck, hands down," he said of Charles

Thomas IV, a 6-8, 252-pound sophomore out of Highland, Maryland. "His voice is lower and richer than mine. He doesn't have the same confidence or solo capability, but he can definitely hold a note and harmonize. Chuck is good."

If Brown could sing a duet with any performer, living or dead, he would go with the late Luther Vandross. "To me, he's one of the smoothest of all-time," said Brown, who was less sure about a female vocalist. "Maybe Beyonce ... back in the day when she used to sing a little bit more."

On Friday night, Brown will be returning to his singing roots with the "Shades of Brown" by teaming up with his mom, dad and sister. Together, they will perform the national anthem prior to Wisconsin's final non-conference game against Florida A&M at the Kohl Center.

Brown's cousin is also a member of the group. But since he won't be able to attend, three UW students have been invited to singalong. There will be a couple of practices and a sound check. Not that Brown needs one. He has been singing the anthem since his freshman year of high school.

"It's the same arrangement," he said. "So, I've got it down."

Once the ball is tipped, he's hoping to sing a different tune.

"I haven't been playing my part," he said with some frustration.

• • • •

Brown left Maui feeling pretty good about his game. Against Georgetown and North Carolina, he was a combined 7-of-9 from beyond the 3-point arc after starting the season 3-of-10. He was also Wisconsin's leading scorer with 15 points in a blowout loss to the Tar Heels.

Since then, Brown has scored in double-figures twice in the last six games. He had 10 points against Syracuse in Madison and 15 against Marquette in Milwaukee. Since making 4-of-5 triples against North Carolina, he has made 6 of his last 28 attempts from outside the arc, including 3 of his last 17.

"You have to go all the way back to Maui," he said, "for the last time that I felt like I really made a good contribution, not just scoring, but playing defense and being more active. I have to get there again. For me, it has always been kind of mental."

"I have to attack the glass more. I should be getting more rebounds with my size and athleticism (He's averaging 3.4 RPG). On offense, I can't be passive the whole time or else I'm not a threat to the defense anymore. They can kind of play off me."

That has resulted, according to Brown,

in some deflections and turnovers because opponents have sagged into the passing lanes. As far as his overall shooting percentage from 3-point range (.340 from .400 last season), he said, "That comes from hesitation. It's not anything mechanical."

In Wisconsin's last game, Brown played 19 minutes and accounted for two points (1-of-4 from the field, 0-of-3 from the arc) and four rebounds against Green Bay. "It was like a wake-up call," he said. "I definitely did a lot of reflecting off that. And I'm confident going into this next game."

During Wednesday's practice, UW head coach Greg Gard divided the team and scrimmaged for an hour. By doing so, he broke up the starters. The White squad, coached by Lamont Paris, had Brown, Nigel Hayes, Zak Showalter. The Reds, coached by Howard Moore, had Bronson Koenig and Ethan Happ. The Reds won on a last-second basket, a left-handed hook in the paint from Brevin Pritzl.

"It has been awhile since we've done it like that," Brown said of the split squad concept. "But it's good to kind of mix things up a little bit and not get complacent playing with the same guys all the time. This way, we get to test each other."

"Obviously, you get used to playing against the scout team (daily in practice) and you know how certain guys are going to move. And they know exactly what you're going to do. This is a good refresher and hopefully it will help us going into Friday's game."

During the scrimmaging, Brown got to defend against his roommate, the 6-10 Happ.

"Ethan is very talented," he said, "but what separates him from most guys his size is his motor. It's always going. If there's one thing I could copy from Ethan, it's that motor. He always keeps a defense on edge and you can never relax when he's in the game and anywhere near you."

Happ's footwork and craftiness around the rim are also distinguishing characteristics. It's all about shooting angles and leverage for someone who rarely leaves the lane. "When he gets you down low," Brown said, "he's really good at putting English on the ball and spinning it off the backboard."

The Badgers will go into their Big Ten season banking on their big three of Koenig, Hayes and Happ. But the role players — Brown and Showalter — and the bench, however deep, will factor into their team success against league opponents, starting with the Dec. 27 opener against Rutgers at the Kohl Center.

That will be followed by back-to-back road dates at Indiana (Jan. 3) and Purdue

(Jan. 8), two of the most hostile venues anywhere. So Brown is offering this simple phrase, to kids from one to ninety-two, although it's been said many times, many ways ...

"This is the best time of the year right now — we definitely love it," he said, meaning conference play is on its way.

The Ethan-vention: Happ's rise to stardom at Wisconsin

By Brian Hamilton
Sports Illustrated
February 9, 2017

In the unofficial annals of Wisconsin basketball, it is known as The Ethan-vention. A wiry freshman from a small town and a high school of about 400 students was having difficulty adjusting to a more demanding existence, competing against future first-round picks that had reached a Final Four only a few months earlier. So if Ethan Happ got fouled during open gyms in that summer of 2014, he looked for calls and received blank stares. If his 175-pound frame took a hard bump on a screen, he pouted. If he had a shot blocked, he might not hoist another. If he got dunked on, he'd all but surrender on every possession that followed. "Ethan," says forward Vitto Brown, "was one of the softest guys we'd ever met."

The Badgers didn't need their lone newcomer to key a championship push then. They needed him to stop being annoying. So Brown summoned his fellow sophomores to the apartment he shared with Happ. At some point, they told their young teammate, the stars on the roster would leave and Happ would have to contribute. To do so, Happ had to start behaving their way. "The less flowery version of it was 'Man up,' basically," says forward Nigel Hayes, one of the attendees. No one made Happ admit his problem. They just browbeat it out of him.

On a January afternoon more than two years later, Ethan Happ shoots one free throw after another, alone except for his girlfriend and rebounder, Jordan Robbins. Once decried for his work rate and mindset, the 6' 10" redshirt sophomore toils away in an empty gym on a day off, now regarded as one of the most important two-way players in the nation: Happ leads seventh-ranked Wisconsin in scoring (14.7), rebounding (9.1), blocks (1.1) and steals (2.0) per night, another dominant post presence on another Badgers squad

eyeing a deep postseason charge. "It's awesome to come from a small school, have dreams of playing in college, just getting on the court, and now I'm one of the like top three or four people on a team that's first in the Big Ten," Happ says. "I think that's amazing. I really do."

It's also uncommon to grow three inches during college, as he has since those turbulent early days with the team that currently can't live without him. Happ notes he was actually a 5' 9" eighth-grade guard that sprouted into a giant. If some irritated teammates had this info on a long-ago summer day, they might have realized there's a simple strategy with Wisconsin's burgeoning star: Just wait, and the growth spurt will come.

Though school was out in Milan, Ill., two of the town's 5,100 residents were not exempt from homework. Before Randy Happ left for work every morning, he printed out two spreadsheets, attached the papers to a pair of clipboards and then hung those clipboards on two nails driven into the side of the garage. These were his sons' prescribed summertime basketball workouts, a dozen exercises that required about an hour to complete. Sometimes Randy took half-days and did the workouts with his boys, Eric and Ethan. Mostly he checked the sheets when he got home and hoped he wouldn't be disappointed. He rarely was. "It was all on them," says Randy, a former player for Division III North Central College in Naperville, Ill.

There was some jump roping and some shooting but the priority was ball-handling and footwork. Shooting comes and goes, Randy told his sons. Adroit handles and defense get you a spot on every team. So the Happ brothers did speed dribbles and two-ball dribbles the length of the driveway and back. They dribbled around cones and chairs. And every drill they completed with their right hands, they repeated twice as often with their left. Likewise Randy put defensive slides on the task list, something no young basketball player likes to do in an official practice, let alone unmonitored in his own driveway.

This was not some autocratic, obsessive mission by a basketball-crazed parent. For one, Ethan played football until eighth grade and baseball throughout his time at Rockridge High School in nearby Taylor Ridge, Ill. (Eric would play basketball for two years at Carl Sandburg Junior College in Galesburg, Ill.) What's more, Ethan was happy to follow Dad's lead. "He would tell me stories about all the hours he put into the game," Ethan says. "When it was snowy outside, he would cut the fingertips off his gloves so that he could still do ball-handling

and shooting. And every kid wants to be like their Dad."

To explain how Ethan Happ acquired this set of skills, Milan is indeed the place to start. Every Christmas, a competitive, athletic family gathered—Ethan counts Blue Jays pitcher J.A. Happ and former Northwestern tight end Mark Szott as cousins—and driveway pickup games played in holiday sweaters soldered his killer instinct. (Ethan recalls catching elbows to the gut from smaller relatives.)

The sources of his all-around prowess—especially the defense—are more diverse. Although he played almost exclusively on the perimeter prior to enrolling at Wisconsin, Happ argues his anticipatory instincts were first honed in football. Just across the street from his home in the part of town they affectionately dubbed "South Milan," Ethan and Eric regularly played two-on-two football with the Johnson brothers, Alex and Luke. Always teamed with Luke, Ethan covered whichever older sibling split wide as a receiver. His prevailing strategy: Bait the quarterback and pounce on mistakes. "I would try to make him think, if he throws it over here, it's open," Ethan says. "Then all of a sudden I jump the route. And then pick-six."

It's a gambit he employs to this day: Happ tries to position himself so passers believe they have a lane for a post feed. Then he reads their eyes and times his attack. The result is unusual steal numbers for a 6' 10" player and a defensive rating of 80.4, tops in the nation. "It used to be, oh, Ethan's on me? Time to attack," Brown says. "But now he's a master thief out there. He's got a knack for reaching at the right time and knowing how to make guys uncomfortable. It's amazing."

There are alternate takes on Happ's pilfering proficiency. "We have this conversation all the time—Ethan is a severe gambler," Hayes says. "He's the equivalent of a Vegas person who doesn't know when to leave." But there Happ was, late in the second half against Indiana on Sunday, snaking his body around the Hoosiers' De'Ron Davis, picking off a pass and finishing with a layup at the other end for a crucial score in an eventual 65–60 win. "When people scout me in the Big Ten, they at least have to mention something about my defense, and that's something special," Happ says. "I do feel pride about that. Just because defense is hard to do."

The steal against Indiana recalled another of his ongoing debates with Hayes: If you succeed all the time, is it really gambling anymore?

"For the most part," Hayes concedes, "the odds have been in his favor."

There was nothing favorable about Ethan Happ's chances during his first year in Madison. The Badgers were coming off a Final Four season and were led by Frank Kaminsky, a senior 7-footer and national player of the year favorite. The outward expressions of frustration may have irked Happ's peers, but he had good reason to be irked. He was getting his butt kicked daily. "I had no post moves," Happ says, "and the first three months, I would just get blocked or Frank would score on me every single time."

Once he adjusted his mental approach, Happ began an invaluable big-man internship. After an arduous decision to red-shirt—"I didn't want to have a year where I played six, seven, eight minutes a game, if that," Happ says—he became a practice foil for all of Wisconsin's post players, primarily Kaminsky. Happ had a history of absorbing opponents' tactics into his own game; Randy Happ remembers former UCLA forward Kevon Looney chicken-winging his son for rebounds during an AAU tournament, then seeing Ethan use the same technique in ensuing games. Similarly, every time Kaminsky bested him, Happ took note of how and why it happened. "You see him back-tap and steal in the post—that's something I did to him all the time," Kaminsky says.

Happ gradually built enough of an arsenal to give an All-America center all he could handle. "You could see the potential in him the second he got on campus," says Kaminsky, now in his second year with the Charlotte Hornets. "It just comes down to reading the game and figuring out people's strengths and weaknesses. Once he figured out what he could do, he was able to read other people and see things differently." Happ recalls one early season practice during which, as a fledgling scout-teamer, he scored a couple times in a row on the Badgers' star. Exasperated, Kaminsky complained to another starter: He has no f----- post moves! "He had some rough days with Frank," Wisconsin coach Greg Gard says. "But he also had some days where he had Frank talking to himself."

It imbued Happ with confidence that he could produce. And Kaminsky was a willing tutor, largely because he saw himself in a freshman scuffling to get by. "I remember how frustrating it was to me," Kaminsky says. "I knew what I was capable of doing. I just didn't know how to do it." So Kaminsky would instruct Happ to slow down, to take what the defense gave him instead of predetermining his move to the rim. The lines of communication remain open; when Creighton double-teamed Happ into a seven-point, four-turnover night in a Nov. 15 loss, he called his former tormentor

for advice on defeating traps. Happ won't declassify the tactics he and Kaminsky discussed, saying only, "It's helped."

One of Wisconsin's fundamental tenets is to play offense through the post. It is no coincidence, then, that the Badgers thrived with Kaminsky as their predominant back-to-the-basket threat, nor that they have soared into the top 10 this season as Happ has made leaps in efficiency and consistency. He's scored in double-figures in 18 of his last 20 games and has the second-lowest turnover percentage (14.1%) among Badgers starters despite a team-high usage rate of 27.2%. Happ's 4.6 Win Shares—a measure of how much his production contributes to Wisconsin victories—rank 15th nationally. (His per-40-minute rate of .300 Win Shares ranks first.) "It's ingrained with our guys how much we have to touch the post," Gard says. "[Happ's] vision and his feel for the game put him in a position where he can make plays from in there. He's a very good facilitator and has a good feel for people around him, and where guys are, and he is very comfortable. Some guys are not. Some guys, you throw the ball on the block and you swear you pulled the pin in the hand grenade."

Happ's increased comfort level is apparent in every aspect. He's less prone to stewing over failures and Gard doesn't sit him to cool off as much as he did last season, even as Happ was en route to Big Ten Freshman of the Year honors. "It'd be four minutes to four minutes never knowing exactly which Ethan you were going to get," Gard says.

Meanwhile, Happ has earned his place in the pantheon of Wisconsin basketball characters. "I love being different, almost an antagonist," Happ says. He owns a yellow Pikachu T-shirt he wears in public, proudly. He met Robbins at a party while sporting a garish lime green shirt. ("That's probably what hooked her," he says.) When the Badgers received orange and black Converse sneakers with camouflage tongues as part of their Battle 4 Atlantis swag package in 2014, most of the players gave them away or donated them to charity. Happ kept his. "Everyone was like, there's no way we'll ever wear these shoes," Brown says. "He's like, 'I kind of like them.'"

Happ's benign version of pettiness is also now a thing of Wisconsin legend. It comes in many forms. Sometimes it is retaliation. "If I don't text back in five minutes," Robbins says, "he's not going to text back for two hours." Sometimes it is obstinacy: During one charter flight this year, Happ and Brown planned to watch *The Accountant* on Brown's laptop from their bulkhead seats. Junior guard Jordan

Hill, sitting one row back, asked to watch as well. Brown suggested he and Happ move next to Hill, so the trio could utilize tray tables. Happ declined. That's not my normal seat, he said. Incredulous, Brown suggested maybe Happ could sacrifice to help out a teammate. You don't care about my comfort level, Happ replied, so I'm not going to watch the movie.

Most infamously, Happ takes a scalpel to even the most forgettable rhetorical flourishes. "You know how people say, generally, You never know," Happ says. "I'll be like, 'Sometimes you do know. Sometimes you for sure know that this is going to happen. There's 0.1 seconds left on the clock. You're down by 25. You for sure know you're going to lose the game.' People hate it, slash love it, slash laugh at it."

Once again, Wisconsin is surging. And once again, there's an idiosyncratic big man in the middle: A highly efficient scorer who has made just one jump shot all season; a 6' 10" forward who robs opponents like a guard; a contrarian who stands in line during shootarounds, watching the move Brown executes as a cue for the rest of the post players, at which point Ethan Happ knows to turn his roommate's one-dribble drive into a two-dribble attack, or an up-and-under into a drop step. "It works in the game, so we're not complaining," Brown says. "But yeah, he has to be a little bit different."

In the lounge area of Wisconsin's locker room, homages to recent Final Four trips hang prominently on the wall. There's a photo of the 2014-15 club starring Kaminisky and fellow first-round pick Sam Dekker that won 36 games, snapped shortly after a West Region final triumph over Arizona. In the back row of the picture, very nearly obscured by the mass of bodies, is the smiling face of Ethan Happ.

Before he arrived in Madison, Happ believed he would contribute significantly to a team that would make the national championship game. He was half-right, as it turns out. The grin in that photo from '15 is authentic, but it belied a longing that lingers to this day, a nagging sense that he enjoyed one of the best moments in school history but didn't truly own a piece of it. "It's a weird thing for me," Happ says. "Yes, we won the conference my freshman year. Yes, we won the Big Ten tournament. Yes, we won the regional championship. But I still feel like I haven't done it."

When he did take the floor the next fall, Happ's first game was Wisconsin's unconscionable season-opening home loss to Western Illinois. All Happ could think about then was being part of the team that would end what was then a streak of 17

straight NCAA tournament bids. But Happ, like the rest of the Badgers, gradually grew from there. Wisconsin transitioned from the retiring Bo Ryan to Gard, then survived four losses in five games to start Big Ten play before ultimately making a redemptive run to the Sweet 16.

Happ gave away most of the gear he collected from the Final Four in 2015. But he keeps in his locker a red T-shirt commemorating last year's tournament drive. He says he hasn't even worn it. The shirt represented such a meaningful resurrection that he wants only to see it every day and imagine what's next. Could Ethan Happ be the next elite Wisconsin big man to contend for player of the year and All-America honors and, this time, a spot in the front row of a team photo memorializing another charge into April? You never know.

Happ brushes aside attention, NBA talk by continuing to work

By Jim Polzin
Wisconsin State Journal
February 15, 2017

ANN ARBOR, Mich. – The double teams have been coming fast and furious at Ethan Happ, even when he steps off the court.

A one-two punch was delivered after a recent surge by the sophomore forward for the University of Wisconsin men's basketball team. It came in the form of attention from two national outlets, delivering praise from one and an eye-opening projection from the other.

A few days before Happ was profiled in a 2,700-word piece that appeared on Sports Illustrated's website, a 2017 NBA mock draft on CBSSports.com had Happ slotted in the bottom half of the first round.

While it's silly to fret about UW's 2017-18 lineup when the juicy part of this season is just beginning, it's only natural to peek ahead: If Happ were to give up his final two seasons of eligibility to pursue his dream, it would leave the Badgers with the monumental task of replacing five starters.

Happ has plenty of time to make a decision on his future, but it's clear he's given it some thought. His reaction to the mock draft should result in a collective sigh of relief from UW fans.

"Literally, if this is nothing," Happ said, holding his hand out to his side as a gauge, "it's below nothing. People I know are asking me, 'Are you making a decision, blah,

blah? One, I don't want to leave the team. I don't want to leave this group of guys, because if they have five starters leave, then where are they going to be next year?"

"And two, if I can't consistently hit a jump shot, I don't want to leave anyway. In my mind, I think I can be a future high first-round pick. I don't want just go to the draft and be drafted. If I continue to develop my skills in the post and I can start hitting jumpers, I think my stock goes way up, and it hasn't happened this year."

With that topic addressed, Happ was eager to turn his focus back to the present. The No. 11 Badgers (21-4, 10-2 Big Ten) will try to bounce back from their first defeat in five weeks when they play Michigan (16-9, 6-6) on Thursday night at Crisler Arena.

Extra attention

Happ is eager for redemption on multiple levels. He's coming off back-to-back single-digit performances against Nebraska and Northwestern, including nine points in a 66-59 home loss to the Wildcats on Sunday.

The Wolverines also contained Happ back on Jan. 17, albeit in a different way. While Nebraska and Northwestern blitzed Happ with aggressive double teams when he caught the ball in the post, Michigan held Happ in check without sending an extra man at him.

Happ finished with 11 points in UW's 68-64 victory over the Wolverines at the Kohl Center, but he went 5 of 13 from the field. He had three of his shots blocked, all by Michigan freshman forward D.J. Wilson.

Michigan has doubled UW in the past and used that strategy against Indiana sophomore center Thomas Bryant during a 75-63 win over the Hoosiers on Sunday. After seeing the success Nebraska and Northwestern had by doubling Happ – he averaged 8.5 shots attempts in those games, down from 12.7 through the first 10 Big Ten games – it's likely the Wolverines will send an extra attacker at UW's top scorer at times.

That's fine with Happ, who knows that he can make opponents pay for that strategy by being aggressive and finding open teammates. After a review of the Northwestern game, the UW coaching staff thought Happ showed more poise in double-team situations than he did at Nebraska.

But Happ understands teams will continue to devote extra attention to him until he's more consistent.

"I think it's a little flattering that people are doubling you," UW assistant coach Howard Moore said. "That means that they're concerned that they need you to

get the ball out of your hands, so now the next thing is to find people that are open and to take advantage of those opportunities.”

Handling success

The spotlight on Happ got brighter after he turned in terrific performances against Minnesota and Rutgers on consecutive Saturdays in January, scoring 28 points against the Golden Gophers and a career-high 32 in an overtime win over the Scarlet Knights at Madison Square Garden in New York.

That's about the time Happ's name started being mentioned for Big Ten Conference Player of the Year consideration. He was also being mentioned as a fringe candidate for national player of the year honors and is on midseason lists for the Wooden and Naismith awards and the Oscar Robertson Trophy.

Naturally, it was fair to wonder how Happ would handle the fuss being thrown his way.

“With all kids, even fifth- and sixth-year seniors, you always wonder. As humans, how do we deal with success?” Moore said. “So when you're 22, 21, 20 years old, absolutely, you're wondering, 'Are we feeling like we arrived?'”

“And I'm not saying that's Ethan, but you want to make sure that a kid stays hungry, that he stays focused on the things that he can control. You celebrate success; when people give you a pat on the back, that's a good feeling. But you can't feel that the job is over and you've got to stay focused and locked in and understand there's a lot of work to be done.”

As Moore was saying that following practice Tuesday, Happ was still on the Nicholas-Johnson Pavilion court, working on his shot.

“He's hungry,” Moore said, “and he's driven.”

Later, Happ was asked if it's been difficult to deal with all the attention he's received of late, from being featured by Sports Illustrated to landing in a mock draft.

“Back in high school, I'd kind of think I was hot stuff and get away with it,” Happ said. “Here, you get put down quick.”

“I learned that if I treat myself as a player who's trying to earn a spot every game or every practice, then you're just going to keep getting better. As soon as you start to think, ‘Well, maybe I'm this or maybe I'm that,’ that's when your growth stops.”

Happ is college basketball's most underappreciated star

By Rick O'Donnell
SBNation.com
February 8, 2017

There's a subtlety to Ethan Happ's game that masks the ruthless efficiency of Wisconsin's sophomore center. To watch Happ is to see a series of sleight of hand tricks in real time, ball fakes and spin moves and hook shots that would have looked more appropriate decades ago.

Happ feels like a throwback trapped in the future. He's a big man who can do everything other than shoot outside of five feet, yet one who gets it done with a style that resembles few contemporaries. He doesn't have Lonzo Ball's panache, Miles Bridges' explosion or Malik Monk's flame-thrower shooting stroke, but his game is every bit as entertaining.

As a former three-star recruit, Happ isn't just Wisconsin's latest diamond in the rough. He's also college basketball's most underappreciated star.

Happ wasn't even the headliner on his own team coming into the season. Nigel Hayes was the Badger who named Big Ten Player of the Year in the preseason and Bronson Koenig was the senior point guard with Final Four experience and an NCAA tournament buzzer-beater on his resume. Along the way, Happ has emerged as the best player on a Wisconsin team in poll position to win the conference and go on another long run in March.

Happ has been as productive as any player in college basketball this year. He's shooting 61.8 percent from the floor, he's top-20 in the country in rebounding percentage and has the highest assist rate (23.9 percent) of any center in D1. His advanced numbers are even more impressive.

Happ is leading college basketball in BPM (box score plus/minus) at 18.2, which is 2.2 points better than No. 2 (Virginia's Isaiah Wilkins). He's also tops in the country in wins shares per 40 minutes and PER at 35.3.

So much of Happ's value comes through on the defensive end. He's No. 11 in the country in steal rate, first in defense rating and third in defensive win shares. If the advanced stats aren't convincing you, maybe Jay Bilas will:

Jay Bilas on Twitter, “Wisconsin's Ethan Happ is the best defender I've seen all season. To this point, he's the leader for National Defensive Player of the Year.”

Happ's ability to rack up steals is incred-

ibly rare for a center. He's the only player in the top 70 of the steal rate rankings taller than 6'7. He owes so much of it to an incredible quickness that allows him to get out into the passing lanes and intercept the ball.

He's also a master at pushing the ball coast-to-coast in transition and using his body as a shield to finish once he gets to the rim.

Wisconsin has always had a reputation for uncovering hidden gems, with players like Jordan Taylor and Alando Tucker going from unheralded recruits to college stars. The best example is Frank Kaminsky, who turned into the national player of the year and powered two Final Four runs as a former three-star recruit. Happ is quickly joining that lineage.

Growing up in small town Milan, Illinois near the Quad Cities, Happ was just 5'9 at the start of eighth grade, 6'3 during his freshman season and a 6'7 small forward when he signed with Wisconsin as a sophomore. At the time, Happ's only other offers were from UW-Milwaukee and UW-Green Bay.

Happ didn't play on one of the three major shoe company grassroots circuits, which made recognition hard to come by. He turned himself into a two-time all-state player in Illinois by the end of his high school career and then had a standout performance playing for the United States at the Albert Schweitzer tournament in Germany. By then, Wisconsin fans thought they had found the Badgers' next sleeper.

Bo Ryan needed more convincing. With a veteran team returning off a Final Four run the previous season, Happ redshirted. He spent every day going against Kaminsky, Hayes and Sam Dekker in practice. That experience was parlayed into a Big Ten Freshman of the Year campaign when he made his college debut last season.

He's taken another major jump this season as a redshirt sophomore. He's leading the Badgers in points, rebounds, steals and blocks per game and he's a close second in assists. He's also one of the most efficient scorers in the country.

Happ's only real weakness is his lack of shooting range. He has not attempted a three-pointer in his college career and is only a 50.5 percent foul shooter. Combine that with a somewhat undersized frame for a center at 6'10, 230 pounds and NBA scouts haven't come calling just yet. If that means Wisconsin gets two more seasons of Happ after this one, Badger fans will be perfectly okay with it.

Wisconsin has at least reached the Sweet 16 in five of the last six years, and it has the roster to do it again this season

with Happ raising his game to a new level. You might not think of Happ as one of the very best players in the country, but the numbers definitively prove otherwise.

Happ proves his worth in win over Syracuse

By Myron Medcalf

ESPN.com

November 29, 2016

Prior to Wisconsin's 77-60 win over Syracuse in the ACC/Big Ten Challenge on Tuesday night, a young man in a fashionable black vest and a pair of sleek Steve Maddens, gazed from the front row as the two teams prepared for their matchup at the Kohl Center.

The NBA scout, one of 10 in the building, represented a team that will probably pick high in next summer's NBA draft.

He flew into Madison to see Tyler Lydon and Tyler Roberson, a pair of Syracuse forwards many envision as potential first-round picks.

He also discussed Nigel Hayes, the preseason Big Ten Player of the Year who withdrew from last summer's NBA draft. "I just want to see Nigel," he said, "take his game to the next level."

He did not say anything about Ethan Happ, who finished Tuesday's game with a monstrous 24 points (10-for-12 shooting), 13 rebounds, four assists, one block and one steal, along with four turnovers.

He did not mention the 6-foot-10 sophomore from Milan, Illinois, a town so small and anonymous, Happ is already listed as one of its three most famous natives on Wikipedia.

The scout did not ask about the relentless forward who outplayed Lydon and Roberson -- 4-for-11 combined -- and the others who tried to challenge him after he bought a piece of land in the middle of Syracuse coach Jim Boeheim's zone, set up camp and started a fire.

Happ is a versatile youngster who collected 13 points, six rebounds, four assists and two blocks last week against a North Carolina frontcourt with a strong argument as the nation's best. In high school, he hoped to join Illinois, his family's favorite program, but picked Wisconsin after Illini coach John Groce asked him to remain patient and wait for an offer.

Life as a sidebar is not abnormal for Happ, the third Jonas brother (Joe) in conversations about Wisconsin's potential that tend to center on the production of Hayes and guard Bronson Koenig. Those two inherited the throne at the Kohl Center once

Sam Dekker and Frank Kaminsky turned pro in 2015 following back-to-back trips to the Final Four.

Hayes and Koenig helped those teams, while Happ battled Kaminsky and Dekker as a freshman in 2014-15, who could only dream of competing in a real game for the Badgers because he redshirted that season.

Last year, he won Big Ten Freshman of the Year honors.

This season, he's producing at an All-Big Ten level.

He entered Tuesday's game shooting 65.5 percent inside the arc and ranked 30th in the country in offensive rebounding rate, per KenPom.com.

The Badgers attacked Syracuse's 2-3 zone at all three levels on the floor. Koenig (20 points, 6-for-9 from the 3-point line) burned the Orange from the perimeter, Hayes (9 points, 10 assists and 11 rebounds) attacked from the midrange and passed to his shooters on the edges. Happ feasted underneath the basket against Syracuse's big men, who could find him but failed to adjust as he pivoted, finished on both sides of the rim and exploited the creases throughout the game.

"If you watch the tape, it's [Hayes] getting me the ball," said Happ, who also collected 18 points, 15 rebounds and three blocks in a win at Syracuse in last season's ACC/Big Ten Challenge. "Yeah, shout out, 'Nige.'"

Added Hayes: "He's ready at a moment's notice to catch the ball and finish strong."

Wisconsin coach Greg Gard called the trio's potency the inside-outside "chess match" he can employ, which the win over Syracuse proved.

He said Happ is still the same promising underclassman he was a season ago. But he's now more confident and that has impacted his progress.

"I think he's getting better because his confidence is growing," Gard said. "But he was inconsistent at times [last season]. A lot of that was confidence-driven. I think right now, his experience from last year prohibits him from having a lot of ups and downs. ... He's playing like a sophomore that has a year of experience under his belt."

The truth behind Wisconsin's two losses this season is not hard to decipher.

The Badgers lost to Creighton, a program with a top-five backcourt, after connecting on just 28 percent of their shots inside the arc and committing 16 turnovers at the rowdy CenturyLink Center, a poor formula for any team that expects to leave Omaha, Nebraska, with a win.

And then they lost to North Carolina

last week at the Maui Invitational.

Name three teams that would defeat the Tar Heels on a neutral court right now. ... Don't waste your time. You can't.

Tuesday's offering, however, renewed the Badgers' standing as a potential Big Ten champion and more if they play with the cohesiveness they displayed against Syracuse -- a vibe they'll need against future opponents who won't play a futile 2-3 zone all night.

To get there, they'll need Hayes, the rock of this program. They'll need Koenig, the point guard and catalyst.

And they'll need Happ, who continues to evolve into one of the Big Ten's most critical pieces.

"He's our inside presence," Hayes said after the game.

Late in the second half, after Happ and his teammates had solved the Syracuse defense for the second consecutive season -- the Badgers made 47.8 percent of their 3-point attempts and outscored Syracuse 18-8 on second-chance points -- the young NBA scout who initially focused on the Orange relayed a message.

"I like Happ."

He's not the only one.

5-year plan has worked for Zak Showalter

By Jim Polzin

Wisconsin State Journal

January 8, 2017

WEST LAFAYETTE, Ind. — The five-year plan executed by Zak Showalter has gone according to script, save for a minor tweak or two.

The fifth-year senior guard for the University of Wisconsin men's basketball team remembers sitting in Bo Ryan's office in August 2011 and listening intently as the former Badgers coach offered his vision for Showalter's future.

Ryan, who was offering Showalter a preferred walk-on spot, mentioned Clayton Hanson as a historical reference. Hanson, the Reedsburg product who had arrived at UW as a walk-on a decade earlier after transferring from UW-Milwaukee, worked hard to secure a significant role with the Badgers and eventually earned a scholarship.

"Sometimes, those are pipe dreams," Showalter, who turned down about 20 scholarship offers to attend UW, said last week. "But I guess he's been around this game for a long time and he knew what he was talking about. I've kind of followed the path that he really envisioned for me sitting

in his office."

Showalter has been on scholarship for four of his five seasons at UW. He appeared in 22 games as a true freshman, redshirted in 2013-14, was a key reserve on a 36-win team as a sophomore and became a starter as a junior.

The best part: Showalter has taken his game to another level as a senior, especially over the past month. He'll try to continue his surge this afternoon when the No. 13 Badgers (13-2, 2-0 Big Ten Conference) put their nine-game winning streak on the line against No. 20 Purdue (13-3, 2-1) at Mackey Arena.

"When he got here, I didn't think of him as a walk-on at all," former UW athlete Josh Gasser said. "There are certain guys that come in as walk-ons and you can tell they're here for the experience — Showy was here to play.

"It's been awesome to see his development as a player from his freshman year to now. He's gotten so much better — that's the best part about it."

'He's infectious'

Gasser was in Madison on Friday and watched the Badgers practice. Afterward, he was asked if he could spare a few minutes to talk about Showalter. "No problem," Gasser said. "I love talking about Showy."

He's not the only one. Showalter is well-liked by his teammates, with senior forward Vitto Brown calling him a "good, down-to-earth guy."

While the spotlight shines on UW's three Big Ten honors candidates — senior forward Nigel Hayes, senior guard Bronson Koenig and sophomore forward Ethan Happ — Showalter is content to do his part without fanfare.

That lack of an ego has endeared Showalter, who helped Germantown win the first of its three straight WIAA Division 1 state titles in 2012, to his teammates and coaches.

"We know every day what he brings and we don't take him for granted," UW assistant coach Joe Krabbenhoft said. "We're going to miss him like crazy. He's a pleasure to coach, a pleasure to be around. He's infectious to the other guys. You always want a guy like him in your program."

Showalter was planning to redshirt as a true freshman until Gasser sustained a season-ending knee injury, leaving the Badgers thin in backcourt depth.

Before the following season began, Showalter sat back and mapped out his future. Ahead of him on the depth chart in a crowded backcourt were Gasser, Ben Brust and Traevon Jackson, leaving precious few minutes remaining to be distributed.

So Showalter decided to sit out with the

idea he'd earn a backup spot in the rotation in 2014-15 and hopefully start for his final two seasons.

Along the way, Showalter has become a more complete player. After using his energy, hustle and athleticism to carve out a role during the first half of his UW career, now he's developed his game to the point where he's become a legitimate threat on offense and a nice complement to the trio of Happ, Hayes and Koenig.

"His offensive game has definitely grown," UW coach Greg Gard said. "The intangible things he does for us — the blue-collar, hard-hat mentality that he plays with, he's always on the floor, he's an extremely tough kid. But how he has grown his offensive game the five years he's been in the program has been terrific. That's a credit to him on how hard he's worked.

"He's gone from walk-on to a two-year starter on a Big Ten team. That's a pretty significant accomplishment for him on what he's done throughout his career."

Hard work pays off

Knowing opponents would devote attention to doubling Happ and Hayes in the post, Showalter spent the offseason working on his shot in kickout situations.

Over his past five games, Showalter has gone 10 of 21 from 3-point range while reaching double figures four times. Only Hayes has more points than Showalter (64, for a 12.8 average) among UW players during that stretch.

Showalter played a key role in UW's 75-68 victory at No. 25 Indiana on Tuesday night, scoring five of his 14 points during a 10-2 run in the second half that helped the Badgers take the lead for good.

On one possession, Showalter took a pass on the left wing and used a shot fake to fool Indiana freshman Curtis Jones. Once Jones had taken himself out of the play with a wild close-out, Showalter drove hard to the lane and finished over Hoosiers center Thomas Bryant.

"It was nice to have a guy fly out and leave his feet," Showalter said. "That means I'm making my shots."

The next trip down the floor, Showalter buried a 3-pointer after a kickout from Happ. Indiana's James Blackmon Jr. had cheated toward Happ to help out, leaving Showalter wide open.

Swish.

"Just having another weapon, regardless of who it is, is huge," Brown said. "Especially for Showy. He hasn't let go of those dirty-work things that he always did. He's getting more steals now than he used to. He's still taking charges. He's adding in all parts of the game."

Ah, yes, the steals. Showalter ranks among the Big Ten leaders in that category with 1.7 per game. He has 19 steals over the past six games after securing six in the first nine games of the season.

Showalter has always been a little bit of a risk-taker on defense. Gard encourages aggressive play on defense, so long as the risk is a calculated one.

"He's a little more aggressive defender," Gasser said. "He's good at it. If you're good at it, do it. And they're playing a little more aggressive, which is cool to see."

Showalter doesn't want to spend too much time reflecting on his career because there's still two-plus months remaining in it. But he admitted it was interesting to think back to that day in Ryan's office, where he decided to take a leap of faith and follow his dream.

"Just kept working every day," Showalter said, "and here we are."

10 Glue Guys to watch in college basketball in 2016-17

By Jon Rothstein

U Sports

November 2, 2016

There's nothing like a great glue guy, the types of players that aren't maybe the top talents on their respective teams, but still manage to do all the little things that affect winning. Check out our list below as we highlight 10 Glue Guys to watch entering the 16-17 season. In no particular order...

Zak Showalter, Wisconsin

If you need this guy to make the extra pass, he'll do it. If you need him to take a charge, he'll do that too. What does Showalter not do for the Badgers? It's going to take some time to figure that out. Wisconsin went to back-to-back Final Fours a few years ago thanks to the leadership of a proud veteran in Josh Gasser and Showalter has similar requisites. This kid is quickly becoming a cult hero at the Kohl Center.

Brevin Pritzl starting to regain his 'swagger' for Wisconsin

By Jim Polzin

Wisconsin State Journal
February 9, 2017

LINCOLN, Neb. — As always, Brevin Pritzl turned to his older brother for a blunt performance review after the redshirt freshman guard helped the University of Wisconsin men's basketball team beat Indiana on Sunday.

Brandon Pritzl, an assistant coach at Hillsdale College in Michigan, didn't catch the game live. But he found time Monday to watch a recorded version and saw his younger brother match a career high with six points while playing 12 minutes, the most he's played in a Big Ten Conference game.

A baseline drive that led to a layup for Pritzl provided a much-needed spark for a UW offense that had gone six consecutive possessions without scoring. But that wasn't the play that generated the most discussion during the exchange of text messages between the siblings earlier this week.

Rather, it was the play that preceded Pritzl's only basket of the game, a defensive possession that ended with Indiana junior guard Robert Johnson making a shot over Pritzl to cut the Hoosiers' deficit to 35-33.

"It would have been nice for him to get that stop," said Brandon Pritzl, who's in his first season on the coaching staff at his alma mater. "I would have loved to have seen that be a bricked (jumper). But, oh, well."

While the result bothered the elder Pritzl, he had no issues with what happened during the moments before the shot went through the net. Johnson had Brevin Pritzl isolated on the right wing and probably figured he had an inexperienced defender right where he wanted him.

Two crossover dribbles later, Pritzl hadn't given any ground and Johnson's path to the rim was still blocked. So Johnson went to Plan B, making a step-back move and draining a jumper over Pritzl's reach.

"He thought I defended it well," Pritzl said of his older brother, "because it's a tough 2-pointer and that's all you can ask for as a defender."

Path to follow

Brandon Pritzl, a graduate assistant at Ohio under Reedsburg native Saul Phillips before returning to Hillsdale, knows a thing

or two about defense. While he scored more than 1,300 career points as a prep standout in De Pere and is still a good shooter — "If we came out here and took 100 3s," his younger brother said, "he'd probably shoot a higher percentage" — the elder Pritzl developed a reputation as a tenacious defender.

"We were great at every other position," said Brandon Pritzl, who twice was named to his conference's all-defensive team while starting for three seasons at Hillsdale, a Division II program. "So the way for me to get on the floor was to defend."

His younger brother, on the other hand, is known for his offense. Brevin Pritzl finished his prep career as De Pere's all-time leading scorer with 1,720 points, the second-highest total in the Green Bay metro area, and was so vital to the Redbirds' offense that his main job on the other end of the court was to stay out of foul trouble.

"I didn't play a lot of defense," he said.

All along, he's had his older brother chirping in his ear about the importance of becoming a dependable defender.

"I think it's always harder for young players to see how they can benefit the game as much, if not more, on the defensive side," Brandon Pritzl said. "Because when you score points, you see those points go up on the board. When you force a guy into a 1-of-10 shooting game or something like that, everyone just thinks that guy had an off shooting night."

"So I think for Brev, or other players, it's harder to see how a full 40-minute defensive game affects the (outcome) and how you can help your team that way. It's not as glamorous, and I think that's why it becomes a struggle."

'Exponentially better'

Still, the younger Pritzl knew when he arrived at UW that he wouldn't get on the floor unless he made big strides on defense. That process hit a major roadblock last season when he was limited to four minutes because of a broken foot.

Sitting out during 2015-16 preseason drills was a huge blow for Pritzl because that's where the foundation of UW's defense is built. It's where defensive rotation rules are pounded into young players' heads so they're ready to contribute when the games begin.

Slowly but surely, Pritzl has gained a better understanding of what's expected of him on defense. Instances of sarcastic commentary from UW coach Greg Gard toward Pritzl — "First time you've played defense," is one of his favorites — have decreased since the calendar turned to 2017.

"There are days on (the scout team) when I suck on defense, but I'm working

hard," Pritzl said. "I've gotten exponentially better defensively."

Naturally, Pritzl's playing time has increased as Gard's trust in him has grown. When Pritzl entered the game with 12 minutes, 19 seconds to go, he figured he'd come out at the next media timeout.

Nope. At the next media timeout, Pritzl again assumed he'd take a seat. But Pritzl never came out and, by the time the final buzzer sounded, he had added four key free throws to his aforementioned layup and helped the Badgers hold off the Hoosiers.

Whether that performance leads to a permanent spot in the rotation — the No. 7 Badgers (20-3, 9-1 Big Ten) return to action tonight with a game against Nebraska (10-13, 4-7) at Pinnacle Bank Arena — remains to be seen.

"I think over the last six to eight weeks, he's started to get more of his swagger back," Gard said after the Indiana game. "By that, I mean the appreciation for things other than just shooting: diving on the floor, taking charges, rebounding, taking care of the ball. All those things that he was good at before he got hurt over a year ago, and it's really taken him a long time to get back into that rhythm."

"And I think for him mentally, he was probably caught in the trap that shooting is going to get (him) back faster than anything else, and really it had to be all those other things first. We know he can score, we know he shoots it really well, but he had to be doing those other things, too."

Gard said he kept Pritzl in the game because he "kept liking what I was seeing." He's not the only one who liked what he saw from that game.

"I liked his demeanor and how he was confident in his movements," Brandon Pritzl said. "It looked like he fit in. I was proud of him."

Badger freshmen no more

By Mike Lucas

UWBadgers.com

October 26, 2016

Al McGuire, the flamboyant basketball coach and philosopher, used to encourage young people to get a college degree. But he would also implore them to spend six months as a bartender and six months as a cab driver for a real education. He always contended "the world is run by C students."

If winning weren't important, nobody would score, he reasoned. It was obviously important to the late McGuire who

coached Marquette to a national championship in 1977 and gave us, among his many lines, this memorable one, "The best thing about freshmen is that they become sophomores."

So it is with Wisconsin's Alex Illikainen, Khalil Iverson and Charles Thomas, IV. As true freshmen, they each went through some normal growing pains while getting a taste of competition at the Big Ten level. And now they're ready to apply what they learned to their next step of development.

"We're all a lot more confident in our game," said Illikainen, a 6-foot-9, 232-pound forward from Grand Rapids, Minnesota. "We're more comfortable on the court and can communicate with the other guys and not be scared out there. It's a big change from last year. We're all looking forward to this season."

Illikainen appeared in 33 games and averaged 9.8 minutes, 2.2 points and 1.5 rebounds.

"I feel like the same rules apply from my first year as far as coming out and competing as hard as I can to help my team win," said Iverson, a 6-foot-5, 212-pound wing from Delaware, Ohio. "But I'm 10 times more calm, because I know what to expect already, so I don't have nerves coming into the games."

Iverson appeared in 34 games and averaged 13 minutes, 2.6 points and 1.9 rebounds.

"With the experience, I feel like I'm a lot more into the flow of things and the offense," said Thomas, a 6-foot-8, 252-pound forward from Highland, Maryland. "I learned the speed of the game and have a better IQ reading things. You have to read a pass and know where a guy is cutting. Just be smarter."

Thomas appeared in 31 games and averaged 9.1 minutes, 2.3 points and 2.0 rebounds.

"They're all being more aggressive for one thing and they're more comfortable in how they believe they can contribute to the team," Wisconsin associate head coach Lamont Paris said of the trio. "That's one of the biggest things. Their confidence level is just so much higher."

Illikainen, Iverson and Thomas were members of the 2015 recruiting class that also included Brevin Pritzl, a guard from De Pere, Wis.; and Andy Van Vliet, a forward/center from Belgium. Pritzl missed most of last season with a broken foot. Van Vliet was sidelined by an NCAA eligibility ruling.

"As a group, I think the trio of sophomores has really grown and they're going to continue to grow throughout the year," UW assistant coach Howard Moore said of

Illikainen, Iverson and Thomas. "But there are aspects to their game that each guy has to work on and get better at."

They each used the offseason to develop their skills. Iverson worked on his outside shooting.

"I wouldn't necessarily count them," he said of the exact number of shots that he took each day. "But I'd just be in the gym for certain amounts of time, sometimes two times a day with my brother (Kevin Jr.) back home and along with Charlie (Thomas) when I came back to school."

Iverson had some special moments above the rim last season. At Illinois, he had a career-high 10 points, five rebounds, two assists, one block and one steal in 30 minutes off the bench. At Iowa, he had three impressive dunks to go along with a career-high three assists. Can Iverson become more of a perimeter threat?

"Guys like Nigel (Hayes) still dare me in practice," said Iverson, grinning. "But I've been knocking some down (from 18 feet and in) and trying to get them to respect me some more. I'm not really worried about threes. I have an advantage down low scoring and I like distributing the ball."

In Sunday's Red-White scrimmage, Iverson had four assists and zero turnovers. But that's not what got the attention of Paris, who excitedly pointed out, "Khalil had some really good plays — two rebounds, where he went above the crowd with two hands like a grown man would."

Added Moore, "Khalil understands the speed of the game now and how he has to adjust. With his athleticism and strength that he has added, he understands how hard that he has to play and what he has to bring to the table mentally, as opposed to just the physical aspect of it."

Iverson isn't the only sophomore seeking to expand his shooting range.

"I'm not afraid to take a three at all, I've been working on that a lot," said Thomas, who made the only three-pointer that he took in the scrimmage. Last season, he was 4-of-15 from beyond the arc. "I've also been working on my post game and just my all-around game in trying to be more versatile."

Thomas had a clutch triple to go along with three rebounds at Iowa last season.

"Slowing down and reading situations a little better will help him and he's trying to do that a little bit more," Moore said. "He's continuing to work on getting better defensively — limiting the ways that a guy can attack him. He's really committed to doing that."

Illikainen didn't miss a shot in the scrimmage. He was 4-of-4 from the field with one hit from three-point range. To go

along with his nine points, he had seven rebounds. In last season's Big Ten opener, he knocked down a couple of triples and finished with 10 points in 11 minutes against Purdue.

"One thing I worked on this summer was a lot of down-low work in the post, but what showed from this game (Sunday's scrimmage) was my outside play," said Illikainen. "I'm just trying to move without the ball, come off screens and get open shots. A big thing, too, is going hard to the boards."

One of Illikainen's baskets came from a tip in the paint and he said that validated the importance of crashing the glass and attacking.

"Alex has been much improved offensively in a lot of different ways," Moore noted. "He's quicker. I think he's in better condition."

As a team, the Badgers are in better shape with the sophs growing into clearer roles.

"For the most part, they understand that they have glaring things they can get better at," Moore said. "But they also bring some things to the table that give us an added boost when they get into the game. They can bring some things that other guys might be able to bring."

In sum, they're no longer freshmen.

Trice playing, leading beyond his years

By Mike Lucas
Varsity Magazine
December 7, 2016

Shortly after taking a window seat near the front of the team bus, Wisconsin freshman D'Mitrik Trice took a quick look around — like any good point guard sizing up the floor — and realized that he was wearing his practice sweats over his uniform, a wardrobe malfunction.

"Wait," he cautioned himself, "should we be wearing something else?"

Without drawing any attention, he got off the bus, grabbed his travel bag from the underneath baggage compartment, pulled out his game sweats and returned to his seat, where he nimbly changed into them and waited for the rest of his teammates to get on board for the ride to the arena.

The Badgers were about to face Creighton at CenturyLink Center in Omaha, Nebraska.

"It was my first road game," Trice recalled, "and I was a little nervous."

It was a freshman moment for someone who has rarely played like one.

"I definitely feel like a freshman," countered Trice, who has been the target of good-natured ribbing from the upperclassmen, a rite of passage. "If they're messing around and joking with me, off the court or on the court, I always tell the guys, 'I'm only a freshman once, so I'm enjoying it.'"

Timing is everything. As he was getting the words out of his mouth after Monday's practice, senior Nigel Hayes playfully yelled at Trice from the distance about failing to execute a defensive switch during last Saturday's game, a 90-70 win over Oklahoma at the Kohl Center.

Hayes was right about the switch, he agreed.

"In that (game) situation, he told me what I had to do and I respect his opinion," said Trice, who has appreciated Hayes' guidance during his transition to college basketball. "He has always been there to help. He'll always ask me randomly if I need anything or how he can help."

Coming off a near triple-double against Syracuse last Tuesday night, Hayes had 28 points, 6 assists and 0 turnovers against Oklahoma and was named the Big Ten Player of the Week. Trice, meanwhile, had a season-high 16 points on Saturday. He was 4-of-4 from beyond the 3-point arc.

Funny thing is, Trice entered the week leading the Big Ten in 3-point shooting but his perimeter shooting wasn't necessarily something that stood out during the recruiting process.

"I really didn't look at him with offense in mind — that it was what we needed from him," said UW coach Greg Gard. "I wanted an insurance policy, someone to solidify the backcourt and give us a sound decision-maker. Anything that was going to come on top of that was going to be a bonus."

"We recruited him to make good decisions and facilitate and then have the other parts grow."

Trice is sprouting. He's averaging 16 minutes per game, more than anyone else off the bench. Of course, he's got another great mentor in senior point guard Bronson Koenig, who has taken him under his wing and schooled him on what he needs to know and how to get better.

"I've learned a lot from him," Trice said. "He always has my back."

Such input and support from Hayes and Koenig has seemingly accelerated his growth.

"His confidence level is high right now," said associate head coach Lamont Paris. "From a basketball standpoint, he's making shots. But he has continued to make the simplest play — normally — and that's what we saw in him (as a prospect) and that's

what he has done since the day he got here.

"He has played at a reasonable pace. The game has not sped up for him because he's under the lights in front of 18,000 people or because he has a really good player guarding him. He plays at the same speed and he does the things that makes him ... (pause) ... him."

Trice's high school basketball coach is not surprised by any of this. Nor is his father. They are one in the same. Travis Trice Sr., a former college point guard at Purdue and Butler, coached his son at Wayne High School in Huber Heights, Ohio. They were a winning combination, too.

In late March of 2015, Trice scored 19 points to help lead Huber Heights Wayne to a 65-57 win over Westerville South in the Division I state championship game at Ohio State's Value City Arena. South coach Ed Calo said afterwards of Wayne's quarterback, "He (Trice) controlled the tempo of the game."

Four months earlier, Trice was, in fact, quarterbacking Wayne at the Horseshoe in Columbus. But his Huber Heights football team came up short, 31-21, to Lakewood St. Edward in the state finals. It was a tough loss to get over since he didn't lose often. As a two-year starter, Trice was 25-3.

When speaking of Trice's leadership skills, Gard has frequently maintained that if he could lead 10 players in a football huddle, he should be even more at ease leading four on the basketball floor. And that has come to fruition during his first nine games manning the point for the Badgers.

Once again, Travis Trice Sr. has not been surprised.

"The one thing that is great about D'Mitrik," said the elder Trice, "is that he's one of the most even-keeled guys I think you'll ever be around. It's a great quality for a point guard. He's steady. He'll show a little emotion here and there. But he's always thinking — always thinking the game."

Trice referenced his son's ability to win over the locker room, regardless of the sport.

"If you asked his teammates, they would know exactly what I'm talking about," he said. "That's my son and I'm a little biased. But he's pretty special. He really cares about what goes on with other people. He's a genuine person and it kind of shows by the way he plays."

"He's truly an extension of the coach on the court. He knows that he has a team (in Wisconsin) that he doesn't have to go in and do anything incredible. He just knows that he has to go in and fit in. That's why

he has had so much early success — just seeing where he can make that team better."

Intangibles aside, it's hard to ignore that Trice is shooting 54 percent from the field (20-of-37), 65 percent from beyond the arc (13-of-20) and 89 percent from the free throw line (8-of-9). As previously mentioned, it has been the bonus area for Gard, especially the 3-point shooting.

"To be honest, it doesn't surprise me at all," Trice Sr. again insisted. "I read one of the articles that said something about his unexpected success. I sent that article to the other people in our family — aunts, uncles, grandparents — we all have a group message. What I put on that was, 'I expected it.'"

"He's a team first guy and he's a facilitator first. But he's got a very tight handle. I think the best part of his game is his mid-range. Right now, he's really stroking the 3. A lot of that had to do with the fact that he has gotten all the football out of his system."

Because Huber Heights Wayne was so successful on the gridiron, Trice's season would extend into December and it would take a few months for him to get his legs back for basketball. Playing both sports took a physical toll. "He graduated from high school weighing 158 pounds," his dad noted.

It was a reason why recruiters questioned his size resulting in Trice spending a year at IMG Academy in Florida. "What essentially happened was that he got a chance to concentrate on basketball and his body," Trice Sr. said. "He put on 20 pounds and it made all the difference in the world."

One of his son's role models is Houston Texans wide receiver Braxton Miller, a former Wayne High School and Ohio State quarterback and two-time Big Ten MVP. Miller, a long-time friend of the Trice family, has been a strong, positive influence on D'Mitrik.

"That's his big brother," Trice Sr. said. "Braxton calls him, 'Little Bro.' Braxton got a chance to see some of the Syracuse game and he and I were texting, and he shot me a message that he was 'Proud of his Little Bro.' He's always giving him advice and communicating with him."

Miller grew up with D'Mitrik's older brother, Travis Trice, the former Michigan State guard. The Spartans were 112-38 during Trice's career, the second-most wins for a recruiting class in school history. As a senior, he was named MVP after leading the team in scoring (15.3) and assists (5.1).

The last two summers, Travis and D'Mitrik Trice have made each other better.

"It's a battle, it's a lot of one-on-one," Trice Sr. said. "The thing that I love when they're doing their workouts, everything is competitive. They don't let the other one have anything easy. This summer, while they were here, we had some of the best open gyms that you could imagine."

Isaiah Trice, the youngest of Travis and Julie Price's three boys, also took part in the workouts and scrimmaging, along with D'Mitrik's teammate from IMG, Aleem Ford, now also a freshman teammate with the Badgers. "Some great games and great competition," Trice Sr. cooed.

D'Mitrik Trice acknowledged that the competitive level has always been "super high" with Travis Trice, who's now playing in Australia. "A lot of the moves that he has learned throughout the years, he has passed down to me," D'Mitrik said. "He has just given me tips to focus on going into this year."

Stay humble. Stay the course. Those were two tips from Travis Trice, who always had people skeptical of his size, strength and speed. As such, he encouraged D'Mitrik, "To go out there with the mindset that nobody can guard you. You've always been doubted your whole life, so prove your worth."

D'Mitrik Trice hasn't wasted any time in doing that.

"He's got a knack," said Paris, marveling at Trice's consistency in almost always making his first shot of the game. "Will that continue? You hope it does. Overall, the odds would say no. But that's not what makes him a valuable asset to us. That just adds to it. He makes basketball plays."

From the perspective of a former college basketball guard and successful high school basketball coach, Travis Trice Sr. has expressed his thoughts on his middle son. But what about his viewpoint as a father? What does he admire the most about him?

"First and foremost," he said, "how he respects his faith. D'Mitrik is a Christian man, a God-fearing man ... he's sincere in everything that he says and does. I think that makes him special. He's not someone who's influenced by the crowd. He's his own guy."

And that has allowed D'Mitrik Trice, in Paris' words, to do the things that make him ... him.

'Natural born leader' D'Mitrik Trice provides spark

By Jim Polzin
Wisconsin State Journal

November 21, 2016

It didn't take long for D'Mitrik Trice's teammates on the University of Wisconsin men's basketball team to start calling him by his nickname, "Meech."

The pet name was given to the freshman point guard from Ohio by his mother when he was a child. Sometimes, D'Mitrik was just "Meech" to Julie Trice; other times, it was "Meechie" or "Money Meech."

There's another word the Badgers have attached to Trice.

"They say," he said, "I'm the most wholesome guy on the team."

While Trice made it clear he appreciates the compliment — who doesn't like being considered a decent and honest human being, after all? — he was quick to add a caveat.

"I'm fine with that," he said. "I'll still bring a toughness to the game, though. I'll still have a different face on when I'm on the court."

Watch for it today when the No. 9 Badgers (2-1) open the Maui Invitational with a quarterfinal game against Tennessee (1-1) at the Lahaina Civic Center. Tipoff is scheduled for 1:30 p.m. Central time, a 9:30 a.m. start in Maui.

If the early tip leads to a sluggish start for UW, don't be surprised if coach Greg Gard turns to Trice to give the Badgers an immediate boost off the bench. He's provided that instant spark in each of his first three games at UW.

"From the day you meet him, you can just tell he's a natural born leader," UW senior guard Zak Showalter said of Trice, who is averaging 4.7 points and 2.7 assists in 13.3 minutes per game. "He's just got that 'it' factor about him, where he's ready to go when he steps on the court."

After Trice finished with a game-high seven assists during a 69-51 victory over Chicago State on Thursday night, Gard offered a glowing assessment — "He does some things you can't coach," he said — and pointed out that bloodlines probably were a major factor in Trice having an advanced feel for the game.

Trice's grandfather, Bob Pritchett, is in Old Dominion's Hall of Fame after scoring 1,188 points in just two seasons as a guard with the Monarchs.

His father, Travis Trice Sr., was one of the top point guards in the 1990 class and played two seasons each at Purdue and Butler.

And, of course, Trice's older brother made his mark in the Big Ten. Travis Trice Jr. capped off his career at Michigan State in style by helping the Spartans reach the Final Four in 2015.

The siblings talk nearly every day even though Travis is playing professionally in Australia. They even got in a quick FaceTime session between the final buzzer of the Chicago State game and the time D'Mitrik entered the Kohl Center media room for postgame interviews.

What's the biggest lesson he's learned from his big brother?

"His toughness," D'Mitrik said. "He always brought a mentality to the game that he was the best player on the court, so I just kind of feed off what he has taught me. He's not the biggest — like me — not the strongest, the fastest, but we use our mind to outplay our opponents."

'Coach on the floor'

Travis Jr. and D'Mitrik grew up as coach's kids. Travis Trice Sr. coached them both at Wayne High School in Huber Heights, Ohio, which is just north of Dayton.

"There's been a lot of basketball talk, a lot of understanding the game," said Trice Sr., who averaged 10.9 points, 5.0 rebounds and 5.2 assists during his senior season at Butler while playing for a coaching staff that included assistant Thad Matta, now the head coach at Ohio State.

"Every day, we were driving home and we were talking about the things that happened in practice. I know that had an effect because they were able to relate that to the game."

Travis and D'Mitrik are different players, to be sure. While the former is a combination guard whose specialty is his shooting, the latter is a true point guard known more for his ability to distribute to his teammates and be a floor general.

"D'Mitrik's always just been a solid guard that can run a team and knows everything that's supposed to be going on on the floor," Travis Sr. said. "So you truly do have a coach on the floor."

The one main thing Travis Jr. and D'Mitrik have in common is each plays with a chip on his shoulder.

Travis arrived at Wayne as a 5-foot-7, 140-pound freshman who some thought was only playing on the varsity team because his father was the coach. He quieted critics by breaking the school record for 3-pointers in a game.

After he was offered a scholarship to Michigan State, skeptics wondered if the Spartans did so to improve their chances of landing Trice Jr.'s AAU teammate, Branden Dawson. Trice Jr. ended up scoring 1,135 career points with the Spartans, averaging 15.3 per game as a senior.

As for D'Mitrik, there were questions because of his size — he's listed at 6-foot, but that's generous — and the fact he

didn't produce gaudy point totals.

But that wasn't his job on a Wayne team that had five future Division I players in the starting lineup, a group that also included forward Ahmad Wagner (Iowa), forward Xeyrius Williams (Dayton), guard Trey Landers (Dayton) and guard Rodrick Caldwell (Bowling Green).

The undisputed leader on the team was D'Mitrik. But while he finished his career as the program's all-time leader in assists, his scoring average (10.3) made him easy to overlook.

When Ohio announced its Division 1 All-State team in 2015 — the honor list included first, second and third teams, along with special mention and honorable mention — there were 69 players included. D'Mitrik wasn't one of them.

"There was always doubt that you would hear," Trice Sr. said. "He knew people didn't respect his game as much because he wasn't some high-flyer, he wasn't some fancy four- or five-star guy. But he's always produced and he's always gotten the job done."

Nobody could deny that D'Mitrik was a winner. He was a star quarterback at the same program that produced Ohio State star Braxton Miller a few years earlier, and D'Mitrik led Wayne to a state runner-up finish in Ohio's biggest division as a senior.

And that basketball team filled with talented, unselfish players? It won a state title, with D'Mitrik scoring 19 points in the championship game.

D'Mitrik could have pursued a football career after high school — he threw for 7,231 yards and accounted for 82 touchdowns at Wayne — but that sport wasn't his passion.

"Basketball is what he always loved," Trice Sr. said. "It's what he wanted to do, and he wanted to do it at the highest level." "The right fit"

To reach that goal, the former dual-threat quarterback had to call an audible.

While he had scholarship offers out of high school, D'Mitrik believed he could attract a bigger crowd — and bigger names — if he spent a season at a post-graduate school. At IMG Academy in Florida, he added 20 pounds and, for the first time in his life, devoted his time to one sport.

The results were noticeable: Not only had the gain in weight and strength made D'Mitrik more physically ready for the next level, his shot and skills also had improved.

Interest picked up, including some from UW. According to Travis Trice Sr., the family had the Badgers penciled in as a leading candidate for about a year. Gard and associate head coach Lamont Paris each

had relationships with Trice Sr. from their time recruiting the state of Ohio, and UW's program as a whole had made a favorable impression on the family during Travis Jr.'s playing days at Michigan State.

"From the outside," Trice Sr. said, "Wisconsin always looked like it was the right fit for D'Mitrik."

UW, meanwhile, was in desperate need of a point guard to serve in an apprentice role to Bronson Koenig for a season. But the Badgers were striking out left and right during the summer and fall of 2015, when nobody knew how much longer Bo Ryan would remain in charge of the program.

Still waiting there unsigned in the spring was Trice, a break that looks more and more fortunate by the day for the Badgers.

"It's funny how things work out, it just is," Paris said. "The longer I do this, that's one thing that I've noticed more and more. You get the guys that somehow or another you're supposed to get."

D'Mitrik, who chose UW over Ohio State and Vanderbilt, couldn't agree more. Nobody is happier with how things turned out than "Meech," the most wholesome guy on the team.

"I knew this was where I supposed to be," he said. "This was my destiny."

Pritzl/Van Vliet eager to contribute

By Jeff Potrykus
Milwaukee Journal Sentinel
October 18, 2016

Wisconsin teammates Brevin Pritzl and Andy Van Vliet are eager to forget their first year of college.

Pritzl was limited to one game, a total of four minutes, last season.

The 6-foot-3 guard suffered a broken left foot in August, made his debut on Nov. 15 against Siena but injured the foot again the night before UW faced Syracuse on Dec. 2. He sat out the rest of the season but earlier this year was granted a medical waiver and enters the season as a redshirt freshman.

Pritzl has been participating in practice without restrictions but acknowledged he is behind his teammates.

"There is no way to make up for losing a year of playing," he said. "That is a just a huge gap. You come in as a freshman and already you're not at the same level as the guys that have been here. And then to lose a year of full participation ... I had to (re-) learn how to run and cut and do all those things.

"It will take awhile. But hopefully the

more and more I practice and the more and more I play the more I feel more comfortable and the rustiness wears off."

Van Vliet, a 7-foot forward, never saw the court last season. The NCAA ruled Van Vliet ineligible for the season because he did not enroll at UW within one year of graduating from high school in Belgium.

He has three seasons of eligibility remaining but plans to eventually appeal to get back the lost year.

"If we can get that year back I would love, too," Van Vliet said.

Like Pritzl, Van Vliet hated having to sit and watch last season.

"You want to help in every way possible," he said. "From the bench, you see more stuff than on the court. In that aspect, it is good to sit out and see what is going on and to understand the system better.

"But I am excited to be in it this time."

Pritzl weighed 179 pounds when he arrived at UW, went up to 215 largely because the injury and subsequent surgery prevented him from working out. He is back down to 197 and looks fit.

Van Vliet arrived at UW weighing 199 and is 224 now.

"It feels totally different," Van Vliet said. "(But) I can still move well. I feel way more confident. It definitely prepared me for this year."

It is too early to know how much playing time either player will contribute this season but head coach Greg Gard offered early advice.

"With both of them," Gard said, "I have had to remind them: 'Don't get frustrated. Stick with it. There's going to be days you look like a million bucks and there's going to be days you look like a nickel.'"

Charlie Thomas searching for consistency missing in games

By Jim Polzin
Wisconsin State Journal
December 7, 2016

Charlie Thomas' teammates and coaches in the University of Wisconsin men's basketball program have witnessed glimpses of dominant play from the sophomore forward in practice.

The next step — a steep one, to be sure — is for Thomas to play that way for extended stretches in games.

"Charlie's walking a path that I think a lot of players walk," senior forward Nigel Hayes said. "A lot of people have this

mythical thing called potential, and it's up to that player whether or not they want to use that to their ability."

The No. 17 Badgers (7-2), who return to action tonight with a game against Idaho State (1-7) at the Kohl Center, have gotten plenty of production out of a starting frontcourt that includes Hayes, sophomore Ethan Happ and senior Vitto Brown.

Their backups, however, haven't been nearly as dependable. Sophomore Alex Illikainen began the season as the top forward off the bench, but he's been replaced in that role by Thomas.

Neither has gained the full confidence of UW coach Greg Gard, whose most consistent reserves have been freshman point guard D'Mitrik Trice and sophomore swingman Khalil Iverson.

"I think we're always working for consistency, not only individually but as a team," Gard said. "I've used a lot of corny, goofy sayings with the team and some of them were for a point, some of them to keep them loose. One of the things I've said is, 'If consistency was a place, it wouldn't be very populated.'

"And I've kind of got some weird looks at times. They've figured it out at times that it's a hard place to get to and to stay there."

Just ask Thomas, who averages 2.7 points and 2.0 rebounds in 8.9 minutes per game this season.

Fouls have been an issue for Thomas — he's accumulated 18 in 80 minutes of action, by far the highest rate on the team — and Gard said the Maryland native needs to improve in ball-screen situations.

On the offensive end of the court, Thomas has been much more active on the block this season, even demanding the ball at times. But Thomas is still working on becoming better at finishing around the rim.

Case in point: During the second half of UW's 90-70 victory over Oklahoma on Saturday, the 6-foot-8, 252-pound Thomas worked hard to get good position against his defender and was rewarded with an entry pass from Hayes. Thomas made a move to his left and tried a jump hook, but it hit the side of the backboard.

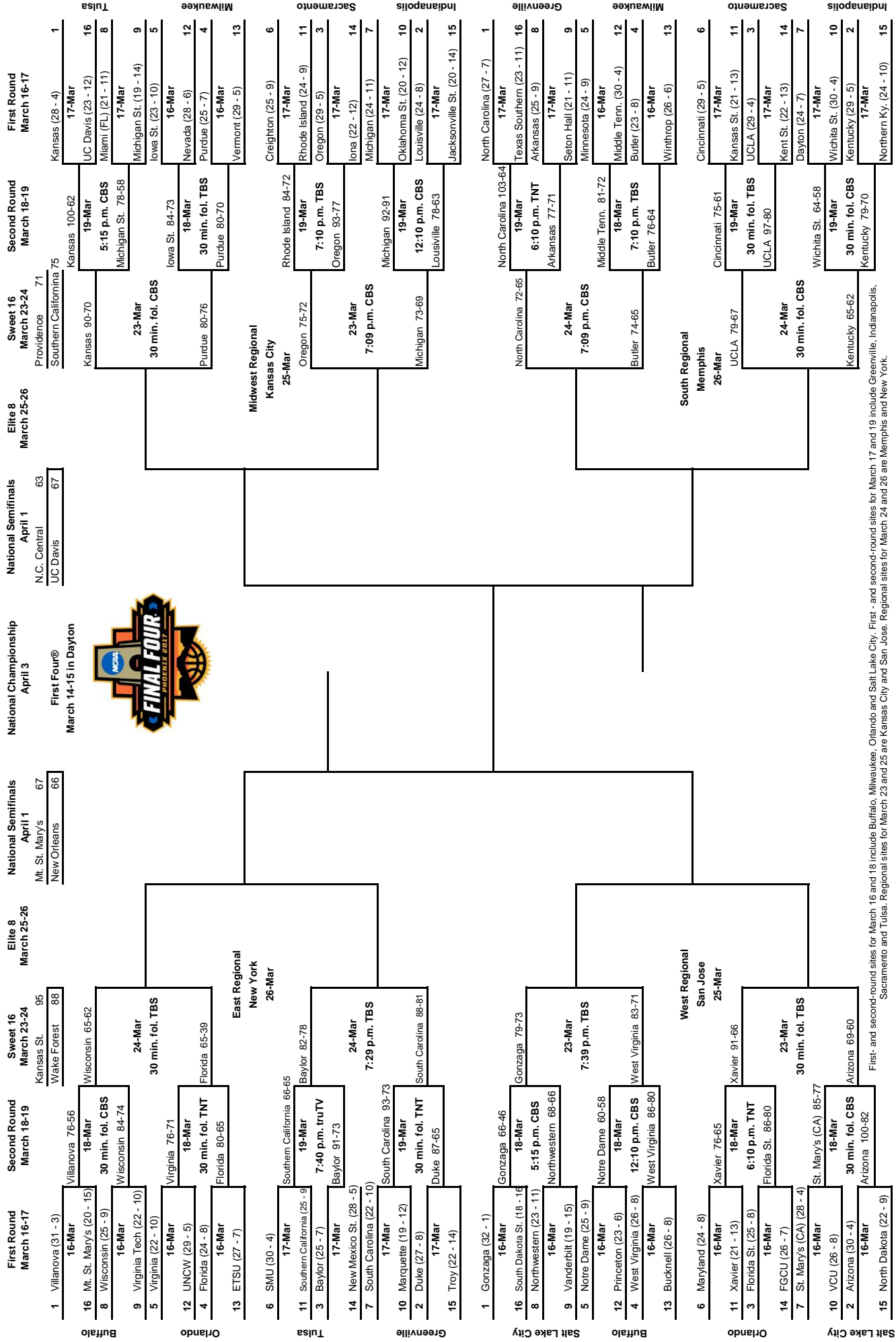
Thomas is just 7 of 20 from the field this season and is shooting just 38.9 percent on 2-point shots. To his credit, Thomas stayed after practice Monday to work on his post moves.

"One of the reasons he's on the floor is because he wants the ball in the post offensively," UW assistant coach Joe Krabbenhoft said. "We need a guy like that who is confident in there, getting it and going to work.

"There are times in practice when he is

really good, he turns over those shoulders and can shoot that jump hook. Now, translate that to the game."

2017 NCAA Division I Men's Basketball Championship



WE MARCH

19

CONSECUTIVE
TOURNAMENT BIDS
T5TH-LONGEST STREAK ALL-TIME

2000



2014



2015



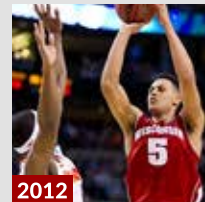
3 FINAL FOURS
SINCE 2000

13

NCAA WINS
IN LAST 4 YEARS
MOST IN NATION



2011



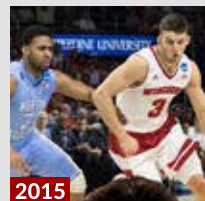
2012



2014

ONLY TEAM IN NATION WITH
6

SWEET 16s
IN LAST 7 YEARS



2015



2016



2017

ALANDO
TUCKER

2005
ALL-REGION
(1 OF 11
SINCE 2000)



FRANK
KAMINSKY

2014 WEST
REGIONAL
MOST
OUTSTANDING
PLAYER



SAM
DEKKER

2015 WEST
REGIONAL
MOST
OUTSTANDING
PLAYER



W BASKETBALL