

Northwestern Athletic Communications  
**Contact:** Nick Brilowski • Office: 847-467-3831  
 Email: brilowski@northwestern.edu  
**Sec. Contact:** Ray O'Connell • Office: 847-467-3418  
 Email: raymond.oconnell@northwestern.edu



## 2016-17 NORTHWESTERN MEN'S BASKETBALL

### THE MATCHUP



**#7/5 Wisconsin Badgers (21-3, 10-1)**  
**Sun., Feb. 12 • 5:30 p.m.**  
**Kohl Center • Madison, Wis.**

**Radio:** 720 WGN (Dave Eanet and Joey Meyer);  
 Sirius 93, XM 195 (Wisconsin broadcast)  
**TV:** BTN (Kevin Kugler and Jon Crispin)

### 2016-17 SCHEDULE & RESULTS

Overall: 18-6 | BIG: 7-4  
 Home: 12-2 | Away: 4-3 | Neutral: 2-1

DATE	OPPONENT.....	TIME/RESULT
Nov. 4	Ill. Springfield (exhib.).....	W, 89-52
Nov. 11	Mississippi Valley State.....	W, 94-63
Nov. 14	Eastern Washington.....	W, 86-72
Nov. 16	at Butler ♦.....	L, 70-68
Nov. 21	vs. #22/21 Texas ✓.....	W, 77-58
Nov. 22	vs. Notre Dame ✓.....	L, 70-66
Nov. 25	Bryant.....	W, 86-66
Nov. 28	Wake Forest ★.....	W, 65-58
Dec. 3	DePaul.....	W, 80-64
Dec. 11	New Orleans.....	W, 83-49
Dec. 14	Chicago State.....	W, 68-64
Dec. 17	vs. Dayton X.....	W, 67-64
Dec. 20	IUPUI.....	W, 87-65
Dec. 22	Houston Baptist.....	W, 72-63
Dec. 27	at Penn State *.....	W, 87-77
Dec. 30	at Michigan State *.....	L, 61-52
Jan. 5	Minnesota *.....	L, 70-66
Jan. 8	at Nebraska *.....	W, 74-66
Jan. 12	at Rutgers *.....	W, 69-60
Jan. 15	Iowa *.....	W, 89-54
Jan. 22	at Ohio State *.....	W, 74-72
Jan. 26	Nebraska *.....	W, 73-61
Jan. 29	Indiana *.....	W, 68-55
Feb. 1	at #23/24 Purdue *.....	L, 80-59
Feb. 7	Illinois *.....	L, 68-61
Feb. 12	at #7/5 Wisconsin *.....	5:30 p.m.
Feb. 15	Maryland *.....	6 p.m.
Feb. 18	Rutgers *.....	5 p.m.
Feb. 21	at Illinois *.....	7 p.m.
Feb. 25	at Indiana *.....	7 p.m.
March 1	Michigan *.....	6 p.m.
March 4/5	Purdue *.....	TBA

All times Central  
 ♦ Gavitt Tipoff Games  
 ✓ Legends Classic; Brooklyn, N.Y.  
 ★ Big Ten/ACC Challenge  
 X State Farm Chicago Legends  
 \* Big Ten game  
 Home games in **bold**



@NUMensBball  
 @coach\_collins  
 @NU\_Sports



facebook.com/northwesternmbb



numensbball  
 nu\_sports

### THE OPENING TIP...

• Junior guard **Bryant McIntosh** enters Sunday's contest four assists shy of becoming the second player in school history to record 500 career assists. Michael Thompson dished out a school-record 528 assists from 2008-11. McIntosh's 496 assists are the second most of any non-senior in the nation (Kahron Ross, Lehigh; 497).

• Don't expect a shootout between the Wildcats and the Badgers. Wisconsin is first in the Big Ten in scoring defense (60.2) and Northwestern is second (64.6) while the 'Cats rank first in opponent field goal percentage (.390) and the Badgers are close behind in fourth (.400).

• Northwestern lost its second consecutive game Tuesday while playing without the services of leading scorer **Scottie Lindsey**, falling 68-61 to visiting Illinois. **Bryant McIntosh** topped 20 points for the third consecutive game, scoring a game-high 21, while **Vic Law** added 16 for NU.

• The 'Cats have only lost three games this season with all five of their regular starters in the lineup with those three losses coming by a combined 10 points.

• Northwestern is two victories shy of matching its school record for wins in a regular season (20), set a year ago.

### NORTHWESTERN PREVIOUS GAME STARTERS



**BRYANT MCINTOSH**  
 Jr. • G • 6-3  
 Greensburg, Ind.



**ISIAH BROWN**  
 Fr. • G • 6-2  
 Lynnwood, Wash.



**VIC LAW**  
 R-So. • F • 6-7  
 South Holland, Ill.



**SANJAY LUMPKIN**  
 R-Sr. • F • 6-6  
 Wayzata, Minn.



**DERERK PARDON**  
 So. • C • 6-8  
 Cleveland, Ohio



### Northwestern vs. Wisconsin Series Information



Season Statistics	
73.8.....	Points Per Game..... 74.4
64.6.....	Opponent Points Per Game..... 60.2
+9.2.....	Scoring Margin..... +14.3
38.3.....	Rebounds Per Game..... 38.5
+2.2.....	Rebounding Margin..... +8.4
.433.....	Field Goal Percentage..... .463
.390.....	Opponent Field Goal Percentage..... .400
.352.....	3-Pt FG Percentage..... .351
.322.....	Opponent 3-Pt FG Percentage..... .363
.768.....	Free Throw Percentage..... .663
16.5.....	Assists Per Game..... 14.4
5.9.....	Blocks Per Game..... 3.7
5.3.....	Steals Per Game..... 7.2
+1.5.....	Turnover Margin..... +2.3

### Head Coaches

Chris Collins.....	Greg Gard
Duke, '96.....	UW-Platteville, '95
Fourth Year at NU.....	Second Year at WIS
67-54 career (27-38 B1G).....	36-11 at WIS, 36-11 career

### Of Note:

- Northwestern won last season's lone meeting with Wisconsin, 70-65, in Evanston Jan. 12 behind a game-high 28 points from **Bryant McIntosh**.
- NU's last true road win over a ranked team came Jan. 29, 2014 when it posted a 65-56 victory over No. 14 Wisconsin in Madison.

## SCOUTING WISCONSIN

The Badgers (21-3, 10-1) come into Sunday's game in first place in the Big Ten after escaping with a 70-69 overtime victory at Nebraska Thursday night. Nigel Hayes led Wisconsin with 20 points including hitting the decisive 3-pointer late in the extra session. Ethan Happ paces the team with averages of 14.5 points, 9.3 rebounds and 2.0 steals per game while shooting 60.5 percent from the field. Wisconsin leads the Big Ten in scoring defense (60.2 ppg).

## STELLAR START

Northwestern's 18-6 record represents the school's best 24-game start to a season in program history. The Wildcats opened their Big Ten season 7-2, the best mark through nine league games since the 1932-33 Big Ten championship squad. The team's six-game league winning streak from Jan. 8-29 is NU's fourth longest in school history.

### Northwestern's Longest Big Ten Winning Streaks

7—Jan. 10-Feb. 12, 1931  
7—Jan. 4-Feb. 8, 1932  
7—Jan. 9-Feb. 18, 1933  
6—Jan. 8-29, 2017

## BIG MAC ATTACK

Junior guard **Bryant McIntosh** became the 34th all-time member of Northwestern's 1,000-point club in the Wildcats' game against Minnesota Jan. 5. He currently ranks 26th in school history with 1,131 career points. McIntosh already ranks second all-time at NU with 496 career assists, the second most of any non-senior in the nation. His 20-point, 10-assist game vs. Iowa Jan. 15 marked just the second time in school history that an NU player reached those standards in a contest, joining Evan Eschmeyer (1/13/99 at Indiana).

McIntosh's average of 5.5 assists per game this season leads the Big Ten. He set the Northwestern single-season record with 213 assists last season, blowing away the previous mark of 157 set by Tim Doyle during the 2006-07 campaign.

### NCAA Division I Career Assist Leaders (Non-Seniors)

Kahron Ross, Lehigh	497
<b>Bryant McIntosh, Northwestern</b>	<b>496</b>
Emmett Naar, St. Mary's (Calif.)	470
Erick Neal, UT Arlington	451

### NCAA Division I Players with at Least 750 Points and 325 Assists Over the Last Two Seasons

	Points	Assists
Jaaron Simmons, Ohio	880	428
Monte Morris, Iowa State	854	372
<b>Bryant McIntosh, Northwestern</b>	<b>765</b>	<b>346</b>

## PLAYING SHORT-HANDED

Of Northwestern's six losses this season, only three of them have come with all five of the Wildcats' regular starters in the lineup. NU fell to Michigan State Dec. 30 without the services of **Dererk Pardon** and then fell to Minnesota the next game (Jan. 5) in Pardon's return to the lineup following an eight-game absence. The 'Cats have dropped each of their last two games (at Purdue, Feb. 1; vs. Illinois, Feb. 7) while playing without leading scorer **Scottie Lindsey**. NU's three losses with all five regular starters in the lineup have been by a combined 10 points: 2—at Butler; 4—vs. Notre Dame; 4—Minnesota

## TOUGH OPENING STRETCH

Northwestern opened its conference season by playing four of its first five games on the road. This is the first time since the 1955-56 season that the Wildcats have opened their Big Ten season with four of their first five league games away from Evanston. The 'Cats responded to the challenge, posting a 4-1 road record during that opening stretch, and they're already closing in on the single-season school record for road wins in conference play which is six by the 1930-31 Big Ten champions.

## LINDSEY'S LEAP

**Scottie Lindsey** is thriving in his first year as a starter. The junior leads the team and is seventh in the Big Ten in scoring (15.4 ppg) after averaging 6.4 points per game last season. Lindsey scored in double figures in each of the Wildcats' first 20 games this season, the longest streak by an NU player since John Shurna scored 10 or more points in 22 straight contests during the 2011-12 season. Lindsey scored a career-high 31 points in the Big Ten opener at Penn State Dec. 27. He is shooting 86.7 percent (52-60) from the free throw line, ranking him fourth in the Big Ten. Lindsey has missed the team's last two games due to illness.

### Top B1G Scoring Average Increases From 2015-16 to 2016-17

	2015-16	2016-17	Increase
<b>Scottie Lindsey (Northwestern)</b>	<b>6.4</b>	<b>15.4</b>	<b>+9.0</b>
Moritz Wagner (Michigan)	2.9	11.9	+9.0
Caleb Swanigan (Purdue)	10.2	19.0	+8.8
Tai Webster (Nebraska)	10.1	18.0	+7.9

## LAW RESTORED

Redshirt sophomore forward **Vic Law** has enjoyed a solid return to the Northwestern attack after missing the 2015-16 campaign due to injury. Law ranks 15th in the Big Ten with an average of 13.6 points per game. He has led NU in scoring a team-best eight times, including scoring a career-high 26 vs. Eastern Washington Nov. 14. Law is second on the team and 10th in the Big Ten with a .427 3-point field goal percentage (44-103). He connected on eight straight 3-point attempts over a three-game span from Nov. 11-16.

## A DISH TO PASS

The Wildcats sport a 1.53 assist-to-turnover ratio (395 assists, 259 turnovers) this season ranking them first in the Big Ten and fifth in the nation. Northwestern ranked seventh nationally with a 1.59 assist-to-turnover ratio during the 2015-16 campaign. NU's average of only 10.8 turnovers per game this season is the 16th-best mark nationally.

## SWAT TEAM

The 'Cats rank second in the Big Ten and eighth nationally with an average of 5.9 blocked shots per game. The Wildcats set a school record and matched a record for a Big Ten Conference game when they swatted 15 shots in a Jan. 12 win at Rutgers. The previous school record was 12 blocks on four occasions, including two times this season. **Dererk Pardon** came up with 8 blocks against the Scarlet Knights, the second most ever by a Northwestern player in a game, trailing only the 10 blocks by Jim Pitts against Purdue Jan. 8, 1966. Pardon has 39 blocks in 16 games played this season after posting 12 in 20 contests as a freshman a year ago.

### Most Blocked Shots in a Big Ten Conference Game (Team)

**15—Northwestern at Rutgers (1/12/17)**

15—Ohio State vs. Iowa (2/23/80)

15—Purdue at Northwestern (3/2/78)

## DOING IT WITH DEFENSE

The Wildcats are limiting their opponents to 39.0 percent shooting from the field this season, the 15th-best mark in the nation and tops in the Big Ten. Northwestern's foes shot 40.1 percent during the 2015-16 season, the school's best mark since the 1998-99 season. The Wildcats' average of 64.6 points allowed per game ranks second in the Big Ten to only Wisconsin (60.2 ppg).

### Lowest Season Field Goal Percentage by NU Opponents (since 1960)

Season	Opp. FG %
1998-99	.373
<b>2016-17</b>	<b>.390</b>
1963-64	.392
1960-61	.397

## PULLING RANK

When the Wildcats came in at No. 25 in the Jan. 30 edition of the Associated Press poll, it was the first time Northwestern earned a top-25 ranking since Dec. 28, 2009 when the team had a 10-1 mark following the conclusion of the nonconference portion of its season.

## PARDON THE INTERRUPTION

Sophomore **Dererk Pardon** has been an impact performer in his first season as a starter. Despite missing eight games due to hand injury suffered against Wake Forest Nov. 28, Pardon is averaging 7.8 points and team bests of 8.0 rebounds and 2.4 blocked shots per game. The latter two marks would rank sixth and third in the Big Ten, respectively, if he qualified for the minimum number of games played. Pardon also is tops on the team with a .563 field goal percentage. His top performance came in a Jan. 16 win over Nebraska when he posted 19 points and a career-high 22 rebounds. The rebound total was the most by an NU player in 51 years since Jim Pitts had 22 boards vs. Ohio State Jan. 22, 1966. The 22 rebounds also set a Welsh-Ryan Arena record (dating back to 1983).

## LINDSEY TABBED BIG TEN PLAYER OF THE WEEK

**Scottie Lindsey** was named Big Ten Player of the Week Jan. 16 for the first time in his career for his efforts in wins over Rutgers and Iowa. Lindsey averaged 18.0 points, 7.5 rebounds, 3.0 assists and 2.0 steals per game in leading the Wildcats to a pair of victories. He posted 14 points in the win

at Rutgers before recording 22 points, 8 rebounds, 5 assists and 3 steals in NU's 35-point blowout win over Iowa.

## HAMMERING THE HAWKEYES

Northwestern's 89-54 home win over Iowa on Jan. 15 was one for the recordbooks. The 35-point margin of victory is the largest ever for the Wildcats against the Hawkeyes. The previous high was a 25-point 41-16 win on March 2, 1931 in the last game of the season, clinching a Big Ten title for the Wildcats. The Wildcats dished out 29 assists in the win, NU's second most ever in a Big Ten game. Northwestern handed out a school-record 33 assists against Rutgers Feb. 27, 2016.

## WINNING WAYS

Northwestern won 20 regular-season games in 2015-16 for the first time in school history. The previous best was 19 wins during the 2009-10 season. The team's 10-game winning streak from Nov. 24-Dec. 30, 2015 was the second double-figure winning streak in school history. NU also has put together a pair of school-record 13-game home winning streaks in each of the last two seasons. The 'Cats won their last four home games in both 2014-15 and 2015-16 before winning each of their first nine home games the ensuing campaign.

## LUMPKIN, MCINTOSH NAMED TEAM CAPTAINS

Redshirt senior **Sanjay Lumpkin** and junior **Bryant McIntosh** are serving as team captains for the 2016-17 season. Lumpkin, a native of Wayzata, Minnesota, has seen action in 125 career contests while making 114 starts with the Wildcats. A native of Greensburg, Indiana, McIntosh has started 86 of the 88 games he has appeared in through two seasons.

## LAW, MCINTOSH PARTICIPATE IN ELITE SUMMER CAMPS

A pair of Wildcats took part in prestigious camps during the summer of 2016. For the second straight year, **Bryant McIntosh** earned an invitation to serve as a college counselor at NBA MVP Stephen Curry's SC 30 Select Camp that was held in California June 28-July 1. Additionally, **Vic Law** participated in the same role at Under Armour's All-America Camp in Charlotte July 5-8.

## NORTHWESTERN SIGNS ANTHONY GAINES TO NATIONAL LETTER OF INTENT

Anthony Gaines will join the program in the fall of 2017 after signing a National Letter of Intent on Nov. 9. The 6-foot-4 guard is rated as a four-star recruit by ESPN.com. He has led his New Hampton School team to a 42-16 record over his two years at NHS, including a 21-8 mark and a NEPSAC AAA regular-season title in 2016.

## LUMPKIN NAMED NOMINEE FOR ALLSTATE GOOD WORKS TEAM

Senior forward **Sanjay Lumpkin** was named a nominee for the 2017 Allstate National Association of Basketball Coaches (NABC) Good Works Team®. The esteemed award honors student-athletes who represent the sport's finest in the areas of community service and leadership among their peers.

## FALZON UNDERGOES SEASON-ENDING KNEE SURGERY

Northwestern sophomore forward **Aaron Falzon** underwent knee surgery and will miss the remainder of the Wildcats' 2016-17 season. Falzon is eligible to seek a medical hardship waiver. Falzon was limited to three appearances and 20 minutes of action this season. A year ago, the Newton, Massachusetts, native saw action in all 32 games with 29 starts while averaging 8.4 points and 3.4 rebounds per game. His 63 three-pointers during the 2015-16 season were the second most by a Northwestern freshman in program history.

## UP NEXT...

Northwestern returns home to Welsh-Ryan Arena on Wednesday, Feb. 15 when it hosts Maryland in the only regular-season matchup between the schools. Tip time is set for 6 p.m. Limited tickets are still available. NU's remaining three home games this season all are sold out.



Immediately following the completion of the 2016-17 season, Welsh-Ryan Arena will undergo a complete renovation that will close off the facility until the fall of 2018.

The project is estimated at a cost of \$110 million. A leadership gift from Patrick G. and Shirley W. Ryan, along with a \$10 million gift from Stephen R. and Susan K. Wilson, donations from other loyal Northwestern benefactors and the existing athletics maintenance and equipment budget, will fund the project.

The project, part of the 2010 master athletics facilities plan recommendation, will entail a complete renovation of Welsh-Ryan Arena and McGaw Memorial Hall, including:

- New seating throughout the arena, with chair-back seats replacing existing wood bleachers
- Wider, more accessible concourses with improved lighting
- Improved accessibility for the mobility-impaired, with five new elevators replacing the existing one
- New and expanded restrooms, as well as the addition of accessible family restrooms
- New concession areas with twice as many point-of-sale stations for increased efficiency, along with new food and drink offerings
- State-of-the-art lighting, audio and video capabilities in the arena
- Premium seating areas and expansion of the N-Club, which provides space for pre- and post-game events, by more than 400 percent
- Expansion of the building lobby by nearly 50 percent
- A new ticket office
- New locker rooms for men's basketball, women's basketball and volleyball

Northwestern's men's basketball program has announced plans to play its home games at Allstate Arena in Rosemont, Illinois, during the 2017-18 campaign.



Artist's rendering of the renovated Welsh-Ryan Arena


The renovation of Welsh-Ryan Arena also will include a state-of-the-art practice facility for basketball, volleyball and other Wildcats programs, the University announced Feb. 7. The enhancement is possible thanks in large part to a gift of up to \$20 million from University trustee and alumnus Howard J. Trienens. In recognition of his continuing generosity, the facility will be named the Trienens Performance Center.

The Trienens Performance Center will feature a fieldhouse with three courts constructed inside the existing Trienens Hall, adjacent to Welsh-Ryan Arena. The facility will allow for construction of larger team locker rooms inside the Arena for men's basketball, women's basketball and volleyball. It also will include:

- Best-in-class athletic training and rehabilitation amenities
- Ultramodern strength and conditioning facilities
- Team meeting rooms with advanced teaching technologies
- Expanded performance nutrition hub
- Offices for men's and women's basketball
- Staff locker rooms



Artist's rendering of the Trienens Performance Center



Artist's rendering of new basketball locker room

## NUMERICAL ROSTER

No.	Name	Pos	Ht.	Wt.	Yr.	Hometown/High School
4	Vic Law	F	6-7	205	R-So.	South Holland, Ill./St. Rita
5	Dererk Pardon	C	6-8	235	So.	Cleveland, Ohio/Villa Angela-St. Joseph
10	Charlie Hall	F	6-5	205	So.	Los Angeles, Calif./Crossroads
12	Isiah Brown	G	6-2	175	Fr.	Lynnwood, Wash./Lakeside School
14	Rapolas Ivanauskas	F	6-9	215	Fr.	Barrington, Ill./Brewster Academy (N.H.)
20	Scottie Lindsey	G/F	6-5	210	Jr.	Hillside, Ill./Fenwick
21	Tino Malnati	G	6-3	180	Fr.	Northfield, Ill./New Trier
23	Jordan Ash	G	6-3	195	So.	Bolingbrook, Ill./St. Joseph
25	Barret Benson	C	6-10	240	Fr.	Willowbrook, Ill./Hinsdale South
30	Bryant McIntosh	G	6-3	185	Jr.	Greensburg, Ind./Greensburg
32	Nathan Taphorn	F	6-7	215	Sr.	Pekin, Ill./Pekin
34	Sanjay Lumpkin	F	6-6	220	R-Sr.	Wayzata, Minn./Benilde-St. Margaret's
35	Aaron Falzon	F	6-8	215	So.	Newton, Mass./Northfield Mount Hermon
44	Gavin Skelly	F	6-8	225	Jr.	Westlake, Ohio/Westlake

## ALPHABETICAL ROSTER

No.	Name	Pos	Ht.	Wt.	Yr.	Hometown/High School
23	Ash, Jordan	G	6-3	195	So.	Bolingbrook, Ill./St. Joseph
25	Benson, Barret	C	6-10	240	Fr.	Willowbrook, Ill./Hinsdale South
12	Brown, Isiah	G	6-2	175	Fr.	Lynnwood, Wash./Lakeside School
35	Falzon, Aaron	F	6-8	215	So.	Newton, Mass./Northfield Mount Hermon
10	Hall, Charlie	F	6-5	205	So.	Los Angeles, Calif./Crossroads
14	Ivanauskas, Rapolas	F	6-9	215	Fr.	Barrington, Ill./Brewster Academy (N.H.)
4	Law, Vic	F	6-7	205	R-So.	South Holland, Ill./St. Rita
20	Lindsey, Scottie	G/F	6-5	210	Jr.	Hillside, Ill./Fenwick
34	Lumpkin, Sanjay	F	6-6	220	R-Sr.	Wayzata, Minn./Benilde-St. Margaret's
21	Malnati, Tino	G	6-3	180	Fr.	Northfield, Ill./New Trier
30	McIntosh, Bryant	G	6-3	185	Jr.	Greensburg, Ind./Greensburg
5	Pardon, Dererk	C	6-8	235	So.	Cleveland, Ohio/Villa Angela-St. Joseph
44	Skelly, Gavin	F	6-8	225	Jr.	Westlake, Ohio/Westlake
32	Taphorn, Nathan	F	6-7	215	Sr.	Pekin, Ill./Pekin

**Head Coach:** Chris Collins**Assistant Coach:** Brian James**Assistant Coach:** Pat Baldwin**Assistant Coach:** Armon Gates**Director of Operations:** Chris Lauten

## BY ELIGIBILITY

**SENIORS (2)**Sanjay Lumpkin  
Nathan Taphorn**JUNIORS (3)**Scottie Lindsey  
Bryant McIntosh  
Gavin Skelly**SOPHOMORES (5)**Jordan Ash  
Charlie Hall  
Aaron Falzon  
Vic Law  
Dererk Pardon**FRESHMEN (4)**Barret Benson  
Isiah Brown  
Rapolas Ivanauskas  
Tino Malnati

## BY STATE/COUNTRY

**CALIFORNIA (1)**

Charlie Hall

**ILLINOIS (7)**Jordan Ash  
Barret Benson  
Rapolas Ivanauskas  
Vic Law  
Scottie Lindsey  
Tino Malnati  
Nathan Taphorn**INDIANA (1)**

Bryant McIntosh

**MASSACHUSETTS (1)**

Aaron Falzon

**MINNESOTA (1)**

Sanjay Lumpkin

**OHIO (2)**Dererk Pardon  
Gavin Skelly**WASHINGTON (1)**

Isiah Brown

## PRONUNCIATION GUIDE

Aaron Falzon (35) ..... fal-ZONE  
 Rapolas Ivanauskas (14) ..... EYE-van-ows-kiss  
 Sanjay Lumpkin (34) ..... SAHN-jay  
 Dererk Pardon (5) ..... DARE-ick

## QUICK FACTS

### NORTHWESTERN UNIVERSITY

Location: ..... Evanston, Ill.  
 Founded: ..... 1851  
 Enrollment: ..... 8,688  
 President: ..... Morton O. Schapiro  
 Home Facility: ..... Welsh-Ryan Arena (8,117)  
 Nickname: ..... Wildcats  
 Colors: ..... Purple and White  
 Conference: ..... Big Ten  
 Director of Athletics: ..... Jim Phillips  
 Senior Woman Administrator: ..... Janna Blais  
 Faculty Athletics Rep.: ..... Robert Gundlach

### MEN'S BASKETBALL FACTS

Head Coach: ..... Chris Collins  
 Alma Mater, Year: ..... Duke, '96  
 Record at NU (Years): ..... 67-54 (4th yr.)  
 Overall Record (Years): ..... 67-54 (4th yr.)  
 Assistant Coach: ..... Brian James  
 Alma Mater, Year: ..... Illinois State, '77  
 Assistant Coach: ..... Pat Baldwin  
 Alma Mater, Year: ..... Northwestern, '94  
 Assistant Coach: ..... Armon Gates  
 Alma Mater, Year: ..... Kent State, '06  
 Director of Operations: ..... Chris Lauten  
 Asst. Dir. of Operations: ..... Tad Glibert  
 Basketball Athletic Trainer: ..... Jen Tymkew  
 Sports Performance: ..... Mike Schweigert  
 Program Assistant: ..... Jenifer Marr

2015-16 Overall Record: ..... 20-12  
 Conference Record (Finish): ..... 8-10 (9th)  
 Starters Returning/Lost: ..... 3/2  
 Letterwinners Returning/Lost: ..... 10/3

### ATHLETIC COMMUNICATIONS

Assoc. Dir./MBB Contact: ..... Nick Brilowski  
 Office Phone: ..... (847) 467-3831  
 Cell Phone: ..... (847) 239-4127  
 E-mail: ..... brilowski@northwestern.edu  
 Asst. Director/Sec. MBB Contact: ..... Ray O'Connell  
 Office Phone: ..... (847) 467-3418  
 Cell Phone: ..... (773) 550-0128  
 E-mail: ..... raymond.oconnell@northwestern.edu  
 Official Web Site: ..... NUSports.com  
 Asst. AD for Athletic Comm.: ..... Paul Kennedy  
 Dir. of Digital and Social Comm.: ..... Doug Meffley  
 Assistant Director: ..... Kyle Kelley  
 Communications Assistant: ..... Carsten Parmenter  
 Director of Broadcast Ops: ..... Rob Coons  
 Program Assistant: ..... Jocelyn Serranilla

## HEAD COACH CHRIS COLLINS

### 67-54 CAREER RECORD (FOURTH SEASON)



Chris Collins is in his fourth season as the head coach at Northwestern. He was named the University's 24th head men's basketball coach on March 27, 2013.

In Collins' first three years at the helm, he has led Northwestern to an increased win total each season.

The 2015-16 campaign saw the Wildcats establish a school regular-season record 20 wins, including eight in Big Ten Conference play. Three of the Big Ten wins were by 20 or more points, marking the first time a Northwestern team posted three league wins by 20+ points since the 1943-44 season.

The Wildcats posted a 10-game winning streak—just the second double-figure winning streak all-time at NU—en route to a 13-1 start to the season, matching the school record for the top 14-game opening stretch in school history. The squad also notched a school-record 13-game home winning streak spanning the 2014-15 and 2015-16 seasons.

Northwestern ranked sixth in the nation with a 1.59 assist-to-turnover ratio paced by sophomore point guard Bryant McIntosh who recorded a school single-season record 213 assists. McIntosh earned honorable mention All-Big Ten distinction along with senior Tre Demps.

Collins' second season with the Wildcats saw the young team continue to improve throughout the season. Despite a stretch of heartbreaking losses, Northwestern showed the resilience to bounce back late in the year to post four straight Big Ten victories and five of six.

Three of the team's top six scorers were true freshmen, including McIntosh who set the school freshman record with 150 assists to go along with an average of 11.4 points per game en route to being named to the five-member Big Ten All-Freshman Team.

Demps and Alex Olah both earned honorable mention All-Big Ten recognition. Olah became the school's career leader in blocked shots in just three seasons and ranked third in the Big Ten with seven double-doubles.

In his first season at the helm, Collins led the Wildcats to an impressive string of road victories. Collins won his debut as a head coach, notching a 72-55 victory over Eastern Illinois Nov. 9. Northwestern's impressive string of road success began Jan. 18 at Indiana before the Wildcats earned a 65-56 win at 14th-ranked Wisconsin. The loss was just the fifth by an unranked Big Ten team in 73 games during Bo Ryan's tenure in Madison. The winning ways continued three days later when the 'Cats notched a one-point win at Minnesota, marking NU's first three-game road winning streak since 1960.

Even though second-leading scorer Cobb was lost to injury late in the season, the Wildcats finished the campaign strong, defeating Purdue on the road to wrap up the regular season before upsetting sixth-seeded Iowa in the opening round of the Big Ten tournament.

The Wildcats were greatly improved on the defensive end under Collins' guidance, holding four of their Big Ten opponents below 30 percent shooting in a game. NU allowed a mere 63.3 points per game in conference play to rank second in the league. Meanwhile, the team's .419 opponents field goal percentage ranked third in the Big Ten.

Collins came to Evanston after serving on the coaching staff at Duke since July 22, 2000. He was promoted to Associate Head Coach in the summer of 2008. During Collins' 13 seasons on the Blue Devils' staff, Duke posted an overall record of 385-77 while recording eight ACC tournament championships, four ACC regular season titles, eight in-season tournament titles and national championships in 2001 and 2010.

Collins worked primarily with backcourt players during his time at Duke and tutored All-Americans Jason Williams, Mike Dunleavy, Chris Duhon, J.J. Redick, Gerald Henderson, DeMarcus Nelson, Jon Scheyer, Nolan Smith and Austin Rivers, in addition to NBA draft picks Daniel Ewing, Kyrie Irving and Kyle Singler.

Before returning to his alma mater, Collins served as an assistant coach at Seton Hall for two years with Tommy Amaker. In 1999-2000, Collins was part of a staff that guided the Pirates to a 22-10 record and the Sweet 16 of the NCAA tournament. Prior to Seton Hall, Collins spent the 1997-98 season as an assistant with the WNBA's Detroit Shock.

As a player, Collins played professional basketball in Finland during the 1996-97 season, leading the league in scoring.

Collins also served as a court coach and scout for Mike Krzyzewski, assisting the USA Basketball Senior National Team staff with on-court duties as well as game preparation from 2006-12, including during the program's gold-medal performances at the 2008 Beijing Olympics, 2010 FIBA World Championships and 2012 London Olympics. During the summer of 2014, he served as the coach of the USA Select Team which consisted of a group of up-and-coming NBA players who practiced against the USA National Team in preparation for the National Team's participation in the FIBA World Cup.

Collins is the son of former NBA All-Star and coach, Doug Collins, who is currently an NBA television analyst for ESPN. A native of nearby Northbrook, Ill., Collins is a 1996 graduate of Duke with a bachelor's degree in sociology.

Collins and his wife, Kim, have two children: Ryan and Kate.

## BIG TEN STANDINGS

	BIG TEN		OVERALL	
Wisconsin	10-1	.909	21-3	.875
Purdue	9-3	.750	20-5	.800
Maryland	8-3	.727	20-4	.833
Northwestern	7-4	.636	18-6	.750
Michigan State	6-5	.545	14-10	.583
Iowa	6-6	.500	14-11	.560
Minnesota	5-6	.455	17-7	.708
Michigan	5-6	.455	15-9	.625
Indiana	5-7	.417	15-10	.600
Ohio State	5-7	.417	15-10	.600
Penn State	5-7	.417	13-12	.520
Illinois	4-8	.333	14-11	.560
Nebraska	4-8	.333	10-14	.417
Rutgers	2-10	.167	13-12	.520

\* records through games played Feb. 9



## NATIONAL RANKINGS (FEB. 6)

### ASSOCIATED PRESS

1. Gonzaga (59)	24-0	1,619
2. Villanova (6)	22-2	1,565
3. Kansas	20-3	1,446
4. Louisville	19-4	1,411
5. Oregon	21-3	1,263
6. Baylor	20-3	1,255
7. Wisconsin	20-3	1,232
8. North Carolina	21-4	1,145
9. Arizona	21-3	1,136
10. UCLA	21-3	1,115
11. Cincinnati	21-2	876
12. Virginia	17-5	875
13. West Virginia	18-5	861
14. Florida State	20-4	839
15. Kentucky	18-5	741
16. Purdue	19-5	537
17. Florida	18-5	530
18. Duke	18-5	514
19. South Carolina	19-4	493
20. Saint Mary's	21-2	468
21. Maryland	20-3	326
22. Butler	18-5	285
23. Creighton	20-4	207
24. Xavier	17-6	144
25. SMU	20-4	107

**Others Receiving Votes:** Wichita State 38, USC 35, Notre Dame 33, **Northwestern 11**, California 3, Iowa State 3, New Mexico State 3, Monmouth 3, VCU 3, Oklahoma State 1, Vermont 1, Kansas State 1.

### USA TODAY COACHES POLL

1. Gonzaga (28)	24-0	789
2. Villanova (4)	22-2	766
3. Kansas	20-3	685
4. Louisville	19-4	669
5. Wisconsin	20-3	627
6. Oregon	21-3	589
7. North Carolina	21-4	581
8. Baylor	20-3	574
9. UCLA	21-3	562
10. Arizona	21-3	552
11. Cincinnati	21-2	463
12. Kentucky	18-5	443
13. Virginia	17-5	385
14. West Virginia	18-5	349
15. Florida State	20-4	335
16. South Carolina	19-4	285
17. Florida	18-5	283
18. Purdue	19-5	257
19. Duke	18-5	253
20. Saint Mary's	21-2	248
21. Butler	18-5	162
22. Maryland	20-3	159
23. Creighton	20-4	90
24. Notre Dame	17-7	84
25. Xavier	17-6	75

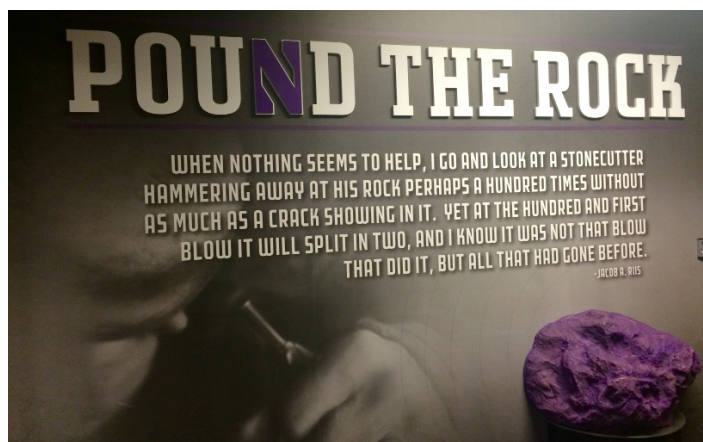
**Others Receiving Votes:** SMU 41, USC 33, **Northwestern 20**, Wichita State 9, New Mexico State 7, Kansas State 7, Iowa State 5, Miami 4, UNC Wilmington 3, Akron 2, Oklahoma State 2, Dayton 1, Middle Tennessee 1.

### "POUND THE ROCK" IS WILDCATS' MANTRA

Since head coach Chris Collins arrived in April 2013, the Wildcats have adopted the mantra of "Pound The Rock." The Wildcats have a rock in their locker room, and above it is a quote from Jacob A. Riis. The quote reads:

*"When nothing seems to help, I go look at a stonecutter hammering away at his rock perhaps a hundred times without as much as a crack showing in it. Yet at the hundred and first blow it will split in two, and I know it was not that blow that did it, but all that had gone before."*

The mantra is one that also has been adopted by the NBA's San Antonio Spurs.



## COACH/PLAYER AVAILABILITY

Interviews with Northwestern players and coaches are available to the media upon request throughout the season. To arrange an interview, please contact the athletic communications office. Please place your request at least 24 hours in advance. Interview availability is 30 minutes prior to the start of practice. All pre-practice interviews with players should be concluded well before the start of practice. As a Northwestern policy, players are not permitted to participate in live radio or television call-in shows. Player home telephone numbers will not be made available to media members, and they have been instructed not to conduct interviews when contacted without prior approval from the athletic communications office.

## WILDCATS ONLINE

The official website of Northwestern Athletics is [NUSports.com](http://NUSports.com). Updated daily, the site includes NU's basketball releases and features many other basketball related information. Live in-game Twitter updates will be provided at @NU\_SportsLIVE. The official Twitter account of the Northwestern men's basketball team is @NUMensBball, while the official Northwestern Athletics account is @NU\_Sports. Head coach Chris Collins' Twitter handle is @coach\_collins. The official Facebook page of the Northwestern men's basketball team can be found at [facebook.com/northwesternmbb](https://facebook.com/northwesternmbb). Northwestern's Athletics' official page is [facebook.com/northwesternAthletics](https://facebook.com/northwesternAthletics). The official Instagram account of the men's basketball program is [numensbball](https://instagram.com/numensbball) while the official main Northwestern Athletics Instagram is [nu\\_sports](https://instagram.com/nu_sports). Northwestern Athletics is also on YouTube at [youtube.com/user/NUAthletics](https://youtube.com/user/NUAthletics).

## GAME CREDENTIALS

For any media wishing to obtain a credential for any home game, please apply at [www.sportssystems.com/northwestern/basketball](http://www.sportssystems.com/northwestern/basketball). Credentials may be picked up at the athletic communications office in Anderson Hall on game day. They can also be picked up at Will Call which is located at the east ticket office in the main lobby of Welsh-Ryan Arena. Doors open 90 minutes prior to game time.

## POSTGAME PROCEDURE

Following a cooling off period after the conclusion of the game, Coach Collins, Northwestern players and the visiting coach will be available for a postgame news conference. Requests for Wildcats player interviews should be made to Northwestern SID Nick Brilowski prior to the end of the game. Requests for visiting players should be made to the visiting SID.

## NORTHWESTERN ATHLETIC COMMUNICATIONS

**Contact:** Nick Brilowski, Assoc. Director of Athletic Comm.  
**Phone:** Office - (847) 467-3831 | Cell: (847) 239-4127  
**Email:** [brilowski@northwestern.edu](mailto:brilowski@northwestern.edu)

**Sec. Contact:** Ray O'Connell, Asst. Director of Athletic Comm.  
**Phone:** Office - (847) 467-3418 | Cell: (773) 550-0128  
**Email:** [raymond.oconnell@northwestern.edu](mailto:raymond.oconnell@northwestern.edu)

### Northwestern Athletic Communications

#### Mailing Address

1501 Central St.  
 Evanston, IL 60208

# 2016-17 NORTHWESTERN SCHEDULE

DATE	OPPONENT	TIME/RESULT	RECORD/TV	NU High Scorer	NU High Rebounder	NU High Assists	Attend.
Nov. 4	Ill. Springfield (exhib.)	W, 89-52	—	18, Brown	6, McIntosh	5, McIntosh	—
Nov. 11	Mississippi Valley State	W, 94-63	1-0, 0-0	18, Law	8, Lumpkin	4, three players	6,056
Nov. 14	Eastern Washington ✕	W, 86-72	2-0, 0-0	26, Law	6, Lindsey	7, McIntosh	5,604
Nov. 16	at Butler ★	L, 70-68	2-1, 0-0	17, Law	7, Lindsey	5, McIntosh	7,858
Nov. 21	vs. #22/21 Texas ✕	W, 77-58	3-1, 0-0	20, McIntosh	11, Pardon	5, McIntosh	6,780
Nov. 22	vs. Notre Dame ✕	L, 70-66	3-2, 0-0	18, Lindsey	7, Law	4, McIntosh	5,711
Nov. 25	Bryant ✕	W, 86-66	4-2, 0-0	22, Law	10, Pardon	6, Lindsey/Skelly	6,322
Nov. 28	Wake Forest ❖	W, 65-58	5-2, 0-0	23, McIntosh	7, Lumpkin	4, Lindsey/Skelly	6,386
Dec. 3	DePaul	W, 80-64	6-2, 0-0	19, Lindsey	10, Lumpkin	7, Lindsey	6,751
Dec. 11	New Orleans	W, 83-49	7-2, 0-0	18, Taphorn	9, Skelly	7, McIntosh	6,635
Dec. 14	Chicago State	W, 68-64	8-2, 0-0	18, Law	11, Lumpkin	7, McIntosh	5,723
Dec. 17	vs. Dayton ✓	W, 67-64	9-2, 0-0	14, Lumpkin	14, Lumpkin	5, McIntosh	9,036
Dec. 20	IUPUI	W, 87-65	10-2, 0-0	19, Skelly	13, Lumpkin	9, McIntosh	6,452
Dec. 22	Houston Baptist	W, 72-63	11-2, 0-0	19, Lindsey	9, Lumpkin	6, McIntosh	6,372
Dec. 27	at Penn State *	W, 87-77	12-2, 1-0	31, Lindsey	12, Law	8, McIntosh	5,811
Dec. 30	at Michigan State *	L, 61-52	12-3, 1-1	16, Law	9, Law	5, McIntosh	14,797
Jan. 5	Minnesota *	L, 70-66	12-4, 1-2	21, McIntosh	8, Law/Pardon	5, McIntosh	7,215
Jan. 8	at Nebraska *	W, 74-66	13-4, 2-2	19, Lindsey	5, Law/Pardon	4, McIntosh	15,053
Jan. 12	at Rutgers *	W, 69-60	14-4, 3-2	23, Law	11, Pardon	4, McIntosh/Skelly	3,723
Jan. 15	Iowa *	W, 89-54	15-4, 4-2	22, Lindsey	9, Pardon	10, McIntosh	7,732
Jan. 22	at Ohio State *	W, 74-72	16-4, 5-2	21, Lindsey	11, Lumpkin	4, Pardon	13,369
Jan. 26	Nebraska *	W, 73-61	17-4, 6-2	20, Law	22, Pardon	9, McIntosh	7,108
Jan. 29	Indiana *	W, 68-55	18-4, 7-2	21, McIntosh	12, Law	8, McIntosh	8,117
Feb. 1	at #23/24 Purdue *	L, 80-59	18-5, 7-3	22, McIntosh	7, Lumpkin	4, McIntosh	14,804
Feb. 7	Illinois *	L, 68-61	18-6, 7-4	21, McIntosh	9, Law/Skelly	4, McIntosh	7,614
Feb. 12	at #7/5 Wisconsin *	5:30 p.m.	BTN				
Feb. 15	Maryland *	6 p.m.	BTN				
Feb. 18	Rutgers *	5 p.m.	ESPNU				
Feb. 21	at Illinois *	7 p.m.	BTN				
Feb. 25	at Indiana *	7 p.m.	BTN				
March 1	Michigan *	6 p.m.	BTN				
March 4 or 5	Purdue *	TBD	BTN or CBS				

All times Central

Home games in **bold**

✕ Legends Classic (Nov. 21 & 22 games played at Barclays Center in Brooklyn, N.Y.)

★ Gavitt Games

❖ Big Ten/ACC Challenge

✓ State Farm Chicago Legends (United Center)

\* Big Ten game



# 2016-17 NORTHWESTERN SEASON STATISTICS

## 2016-17 Northwestern Basketball Northwestern Combined Team Statistics (as of Feb 07, 2017) All games

RECORD:	OVERALL	HOME	AWAY	NEUTRAL
ALL GAMES	18-6	12-2	4-3	2-1
CONFERENCE	7-4	3-2	4-2	0-0
NON-CONFERENCE	11-2	9-0	0-1	2-1

#	Player	gp-gs	min	avg	Total		3-Point		F-Throw		Rebounds				pf	dq	a	to	blk	stl	pts	avg
					fg-fga	fg%	3fg-fga	3fg%	ft-fga	ft%	off	def	tot	avg								
20	Lindsey, Scottie	22-22	688	31.3	121-272	.445	45-125	.360	52-60	.867	13	81	94	4.3	54	1	56	32	7	24	339	15.4
4	Law, Vic	24-24	765	31.9	109-258	.422	44-103	.427	64-89	.719	34	112	146	6.1	62	2	45	40	12	23	326	13.6
30	McIntosh, Bryant	24-24	810	33.8	118-311	.379	27-96	.281	61-69	.884	7	55	62	2.6	53	1	133	65	4	18	324	13.5
5	Pardon, Dererk	16-16	474	29.6	54-96	.563	0-0	.000	17-30	.567	52	76	128	8.0	39	1	20	11	39	11	125	7.8
12	Brown, Isiah	24-2	380	15.8	51-158	.323	15-52	.288	49-64	.766	8	20	28	1.2	44	1	33	32	6	15	166	6.9
44	Skelly, Gavin	24-0	472	19.7	54-112	.482	13-42	.310	44-53	.830	40	66	106	4.4	75	4	40	33	38	10	165	6.9
34	Lumpkin, Sanjay	24-24	674	28.1	56-100	.560	13-38	.342	36-51	.706	39	116	155	6.5	76	3	37	16	13	14	161	6.7
32	Taphorn, Nathan	23-0	254	11.0	34-69	.493	24-54	.444	12-15	.800	9	30	39	1.7	33	1	13	9	4	3	104	4.5
25	Benson, Barret	20-8	175	8.8	17-32	.531	0-0	.000	12-21	.571	17	20	37	1.9	38	0	9	7	16	5	46	2.3
23	Ash, Jordan	19-0	81	4.3	5-18	.278	5-14	.357	0-0	.000	1	7	8	0.4	5	0	6	2	1	4	15	0.8
10	Hall, Charlie	5-0	7	1.4	0-2	.000	0-2	.000	0-0	.000	0	2	2	0.4	0	0	0	0	0	0	0	0.0
35	Falzon, Aaron	3-0	20	6.7	0-3	.000	0-3	.000	0-0	.000	0	2	2	0.7	1	0	3	1	1	0	0	0.0
Team											59	53	112					11				
Total.....		24	4800		619-1431	.433	186-529	.352	347-452	.768	279	640	919	38.3	480	14	395	259	141	127	1771	73.8
Opponents.....		24	4800		533-1368	.390	147-456	.322	337-509	.662	280	586	866	36.1	442	6	286	296	93	136	1550	64.6

TEAM STATISTICS	NU	OPP	Date	Opponent	Score	Att.
SCORING	1771	1550	11/11/16	MISS. VALLEY STATE	w 94-63	6056
Points per game	73.8	64.6	11/14/16	EASTERN WASHINGTON	w 86-72	5604
Scoring margin	+9.2	-	11/16/16	at Butler	L 68-70	7858
FIELD GOALS-ATT	619-1431	533-1368	11/21/16	vs Texas	w 77-58	6780
Field goal pct	.433	.390	11/22/16	vs Notre Dame	L 66-70	5711
3 POINT FG-ATT	186-529	147-456	11/25/16	BRYANT	w 86-66	6322
3-point FG pct	.352	.322	11/28/16	WAKE FOREST	w 65-58	6386
3-pt FG made per game	7.8	6.1	12/03/16	DEPAUL	w 80-64	6751
FREE THROWS-ATT	347-452	337-509	12/11/16	NEW ORLEANS	w 83-49	6635
Free throw pct	.768	.662	12/14/16	CHICAGO STATE	w 68-64	5723
F-Throws made per game	14.5	14.0	12/17/16	vs Dayton	w 67-64	0
REBOUNDS	919	866	12/20/16	IUPUI	w 87-65	6452
Rebounds per game	38.3	36.1	12/22/16	HOUSTON BAPTIST	w 72-63	6372
Rebounding margin	+2.2	-	* 12/27/16	at Penn State	w 87-77	5811
ASSISTS	395	286	* 12/30/16	at Michigan State	L 52-61	14797
Assists per game	16.5	11.9	* 01/05/17	MINNESOTA	L 66-70	7215
TURNOVERS	259	296	* 01/08/17	at Nebraska	w 74-66	15053
Turnovers per game	10.8	12.3	* 01/12/17	at Rutgers	w 69-60	3723
Turnover margin	+1.5	-	* 01/15/17	IOWA	w 89-54	7732
Assist/turnover ratio	1.5	1.0	* 01/22/17	at Ohio State	w 74-72	13369
STEALS	127	136	* 01/26/17	NEBRASKA	w 73-61	7108
Steals per game	5.3	5.7	* 01/29/17	INDIANA	w 68-55	8117
BLOCKS	141	93	* 02/01/17	at Purdue	L 59-80	14804
Blocks per game	5.9	3.9	* 02/07/17	ILLINOIS	L 61-68	7614
ATTENDANCE	94087	87906				
Home games-Avg/Game	14-6720	7-10774				
Neutral site-Avg/Game	-	3-4164				

\* - Conference game

Score by Periods	1st	2nd	Totals
Northwestern	872	899	1771
Opponents	715	835	1550

# 2016-17 NORTHWESTERN BIG TEN STATISTICS

## 2016-17 Northwestern Basketball Northwestern Combined Team Statistics (as of Feb 07, 2017) Conference games

RECORD:	OVERALL	HOME	AWAY	NEUTRAL
ALL GAMES	7-4	3-2	4-2	0-0
CONFERENCE	7-4	3-2	4-2	0-0
NON-CONFERENCE	0-0	0-0	0-0	0-0

#	Player	gp-gs	min	avg	Total		3-Point		F-Throw		Rebounds				pf	dq	a	to	blk	stl	pts	avg
					fg-fga	fg%	3fg-fga	3fg%	ft-fa	ft%	off	def	tot	avg								
20	Lindsey, Scottie	9-9	292	32.4	50-114	.439	18-56	.321	27-32	.844	4	34	38	4.2	27	1	15	13	2	12	145	16.1
30	McIntosh, Bryant	11-11	377	34.3	60-150	.400	13-42	.310	33-37	.892	4	27	31	2.8	26	1	62	26	2	10	166	15.1
04	Law, Vic	11-11	375	34.1	48-123	.390	18-45	.400	34-42	.810	19	60	79	7.2	31	1	19	19	6	10	148	13.5
5	Pardon, Dererk	9-9	282	31.3	35-63	.556	0-0	.000	7-15	.467	32	47	79	8.8	19	0	13	8	21	8	77	8.6
12	Brown, Isiah	11-2	160	14.5	23-66	.348	4-18	.222	17-23	.739	4	9	13	1.2	19	0	10	13	2	5	67	6.1
34	Lumpkin, Sanjay	11-11	308	28.0	19-41	.463	6-19	.316	13-21	.619	13	45	58	5.3	40	2	16	7	3	6	57	5.2
44	Skelly, Gavin	11-0	202	18.4	16-49	.327	7-25	.280	16-17	.941	18	26	44	4.0	31	1	12	19	11	6	55	5.0
32	Taphorn, Nathan	10-0	111	11.1	10-25	.400	7-19	.368	4-4	1.000	2	8	10	1.0	15	0	5	4	1	1	31	3.1
25	Benson, Barret	9-2	68	7.6	7-15	.467	0-0	.000	6-9	.667	8	5	13	1.4	18	0	4	1	3	3	20	2.2
23	Ash, Jordan	9-0	23	2.6	2-5	.400	2-5	.400	0-0	.000	0	2	2	0.2	1	0	2	1	0	1	6	0.7
10	Hall, Charlie	2-0	2	1.0	0-1	.000	0-1	.000	0-0	.000	0	1	1	0.5	0	0	0	0	0	0	0	0.0
Team											23	21	44					7				
Total.....		11	2200		270-652	.414	75-230	.326	157-200	.785	127	285	412	37.5	227	6	158	118	51	62	772	70.2
Opponents.....		11	2200		250-620	.403	64-196	.327	160-243	.658	128	277	405	36.8	184	2	143	127	43	60	724	65.8

TEAM STATISTICS	NU	OPP	Date	Opponent	Score	Att.
SCORING	772	724	* 12/27/16	at Penn State	w 87-77	5811
Points per game	70.2	65.8	* 12/30/16	at Michigan State	L 52-61	14797
Scoring margin	+4.4	-	* 01/05/17	MINNESOTA	L 66-70	7215
FIELD GOALS-ATT	270-652	250-620	* 01/08/17	at Nebraska	w 74-66	15053
Field goal pct	.414	.403	* 01/12/17	at Rutgers	w 69-60	3723
3 POINT FG-ATT	75-230	64-196	* 01/15/17	IOWA	w 89-54	7732
3-point FG pct	.326	.327	* 01/22/17	at Ohio State	w 74-72	13369
3-pt FG made per game	6.8	5.8	* 01/26/17	NEBRASKA	w 73-61	7108
FREE THROWS-ATT	157-200	160-243	* 01/29/17	INDIANA	w 68-55	8117
Free throw pct	.785	.658	* 02/01/17	at Purdue	L 59-80	14804
F-Throws made per game	14.3	14.5	* 02/07/17	ILLINOIS	L 61-68	7614
REBOUNDS	412	405	* - Conference game			
Rebounds per game	37.5	36.8				
Rebounding margin	+0.6	-				
ASSISTS	158	143				
Assists per game	14.4	13.0				
TURNOVERS	118	127				
Turnovers per game	10.7	11.5				
Turnover margin	+0.8	-				
Assist/turnover ratio	1.3	1.1				
STEALS	62	60				
Steals per game	5.6	5.5				
BLOCKS	51	43				
Blocks per game	4.6	3.9				
ATTENDANCE	37786	67557				
Home games-Avg/Game	5-7557	6-11260				
Neutral site-Avg/Game	-	0-0				

Score by Periods	1st	2nd	Totals
Northwestern	375	397	772
Opponents	356	368	724

# NATIONAL STATISTICAL RANKING SUMMARY

## NCAA Statistics

### Northwestern - 2016-17 Men's Basketball Ranking Summary thru games 02/09/2017

Statistic	National Rank	Conference Rank	Value	National Leader	Value	Conference Leader	Value
3-pt Field Goal Attempts (347 ranked)	134	6	529	Savannah St.	992	Michigan	587
Assist Turnover Ratio (347 ranked)	5	1	1.53	UCLA	1.82	Northwestern	1.53
Assists Per Game (347 ranked)	39	4	16.5	UCLA	21.7	Purdue	18.8
Blocked Shots Per Game (347 ranked)	8	2	5.9	Oregon	7.1	Minnesota	6.8
Defensive Rebounds per Game (347 ranked)	85	8	26.67	BYU	32.04	Purdue	28.68
Fewest Fouls (347 ranked)	234	12	480	Yale	316	Michigan	364
Fewest Turnovers (347 ranked)	19	2	259	Princeton	197	Michigan	227
Field-Goal Percentage (347 ranked)	237	10	43.3	UCLA	53.4	Indiana	48.7
Field-Goal Percentage Defense (347 ranked)	15	1	39.0	UCF	35.5	Northwestern	39.0
Free Throw Attempts (347 ranked)	265	12	452	Lipscomb	708	Maryland Minnesota	579 579
Free Throws Made (347 ranked)	178	8	347	Lipscomb	514	Maryland	408
Free-Throw Percentage (347 ranked)	15	2	76.8	Notre Dame	80.7	Michigan	79.3
Offensive Rebounds Per Game (347 ranked)	103	6	11.63	Kent St.	16.54	Rutgers	15.16
Personal Fouls Per Game (347 ranked)	264	13	20.0	St. Mary's (CA)	14.3	Michigan	15.2
Rebound Margin (347 ranked)	117	9	2.2	North Carolina	13.1	Wisconsin	8.4
Scoring Defense (347 ranked)	36	2	64.6	Virginia	54.0	Wisconsin	60.2
Scoring Margin (347 ranked)	42	4	9.2	Gonzaga	23.9	Purdue	15.0
Scoring Offense (347 ranked)	179	8	73.8	UCLA	92.5	Purdue	81.6
Steals Per Game (347 ranked)	274	10	5.3	West Virginia	11.3	Iowa	7.2
Three Pt FG Defense (347 ranked)	64	3	32.2	South Carolina	26.6	Minnesota	30.5
Three-Point Field Goals Per Game (347 ranked)	144	7	7.8	Savannah St.	13.8	Purdue	9.5
Three-Point Field-Goal Percentage (347 ranked)	185	9	35.2	Weber St.	43.6	Purdue	41.8
Total 3-point FGM (347 ranked)	147	7	186	Savannah St.	330	Purdue	238
Total Assists (347 ranked)	43	4	395	UCLA	542	Purdue	471
Total Blocks (346 ranked)	8	2	141	Oregon	177	Minnesota	162
Total Rebounds (347 ranked)	109	9	919	North Carolina	1,148	Rutgers	1,050
Total Rebounds Per Game (347 ranked)	63	8	38.29	North Carolina	44.15	Rutgers	42.00
Total Steals (347 ranked)	273	11	127	West Virginia	272	Iowa	181
Turnover Margin (344 ranked)	89	5	1.5	West Virginia	10.5	Michigan	3.6
Turnovers Forced (347 ranked)	262	10	12.33	West Virginia	22.29	Penn St.	15.36
Turnovers Per Game (347 ranked)	16	2	10.8	Michigan	9.5	Michigan	9.5
Won-Lost Percentage (347 ranked)	40	4	75.0	Gonzaga	100.0	Wisconsin	87.5



## 2016-17 GAME HIGHS AND LOWS

### NORTHWESTERN HIGHS

POINTS	94	Miss. Valley State (11/11/16)
FIELD GOALS MADE	37	Iowa (1/15/17)
FIELD GOAL ATTEMPTS	67	Houston Baptist (12/22/16)
FIELD GOAL PERCENTAGE	.597 (37-62)	Iowa (1/15/17)
3 PT FIELD GOALS MADE	11	five times
3 PT FG ATTEMPTS	27	Chicago State (12/14/16)
3 PT FG PERCENTAGE	.579 (11-19)	vs. Notre Dame (11/22/16)
FREE THROWS MADE	23	Eastern Washington (11/14/16)
FREE THROW ATTEMPTS	29	Miss. Valley State (11/11/16)
FREE THROW PERCENTAGE	.929 (13-14)	at Nebraska (1/8/17)
REBOUNDS	50	Miss. Valley State (11/11/16)
ASSISTS	29	Iowa (1/15/17)
STEALS	10	Iowa (1/15/17)
BLOCKED SHOTS	15	at Rutgers (1/12/17)
TURNOVERS	16	at Butler (11/16/16)
FOULS	28	DePaul (12/3/16)

### OPPONENT HIGHS

POINTS	80	at Purdue (2/1/17)
FIELD GOALS MADE	27	Eastern Washington (11/14/16)
FIELD GOAL ATTEMPTS	69	at Rutgers (1/12/17)
FIELD GOAL PERCENTAGE	.491 (27-55)	at Butler (11/16/16)
3 PT FIELD GOALS MADE	13	Chicago State (12/14/16)
3 PT FG ATTEMPTS	26	Chicago State (12/14/16)
	26	Bryant (11/25/16)
3 PT FG PERCENTAGE	.522 (12-23)	at Purdue (2/1/17)
FREE THROWS MADE	23	at Penn State (12/27/16)
FREE THROW ATTEMPTS	34	at Penn State (12/27/16)
FREE THROW PERCENTAGE	1.000 (5-5)	Bryant (11/25/16)
REBOUNDS	48	Wake Forest (11/28/16)
ASSISTS	18	Illinois (2/7/17)
	18	Bryant (11/25/16)
STEALS	11	vs. Dayton (12/17/16)
BLOCKED SHOTS	8	at Rutgers (1/12/17)
TURNOVERS	21	New Orleans (12/11/16)
FOULS	28	Houston Baptist (12/22/16)

### NORTHWESTERN LOWS

POINTS	52	at Michigan State (12/30/16)
FIELD GOALS MADE	19	Illinois (2/7/17)
	19	at Michigan State (12/30/16)
FIELD GOAL ATTEMPTS	49	at Nebraska (1/8/17)
FIELD GOAL PERCENTAGE	.339 (19-56)	Illinois (2/7/17)
3 PT FIELD GOALS MADE	2	at Purdue (2/1/17)
3 PT FG ATTEMPTS	13	Eastern Washington (11/14/16)
3 PT FG PERCENTAGE	.143 (2-14)	at Purdue (2/1/17)
FREE THROWS MADE	4	Iowa (1/15/17)
FREE THROW ATTEMPTS	8	vs. Notre Dame (11/22/16)
FREE THROW PERCENTAGE	.444 (4-9)	Iowa (1/15/17)
REBOUNDS	27	at Michigan State (12/30/16)
ASSISTS	8	at Purdue (2/1/17)
STEALS	2	vs. Notre Dame (11/22/16)
BLOCKED SHOTS	1	at Nebraska (1/8/17)
	1	at Michigan State (12/30/16)
TURNOVERS	5	Eastern Washington (11/14/16)
FOULS	11	Bryant (11/25/16)

### OPPONENT LOWS

POINTS	49	New Orleans (12/11/16)
FIELD GOALS MADE	17	Indiana (1/29/17)
FIELD GOAL ATTEMPTS	49	at Michigan State (12/30/16)
	49	New Orleans (12/11/16)
FIELD GOAL PERCENTAGE	.311 (19-61)	Wake Forest (11/28/16)
3 PT FIELD GOALS MADE	1	at Rutgers (1/12/17)
3 PT FG ATTEMPTS	12	at Rutgers (1/12/17)
3 PT FG PERCENTAGE	.083 (1-12)	at Rutgers (1/12/17)
FREE THROWS MADE	5	Chicago State (12/14/16)
	5	Bryant (11/25/16)
FREE THROW ATTEMPTS	5	Bryant (11/25/16)
FREE THROW PERCENTAGE	.481 (13-27)	vs. Texas (11/21/16)
REBOUNDS	24	Iowa (1/15/17)
ASSISTS	7	at Butler (11/16/16)
	7	vs. Texas (11/21/16)
STEALS	3	at Ohio State (1/22/17)
	3	Eastern Washington (11/14/16)
BLOCKED SHOTS	0	Iowa (1/15/17)
TURNOVERS	6	vs. Notre Dame (11/22/16)
FOULS	10	Minnesota (1/5/17)

### NORTHWESTERN INDIVIDUAL HIGHS

POINTS	31	S. Lindsey at Penn State (12/27/16)
FIELD GOALS MADE	10	B. McIntosh vs Wake Forest (11/28/16)
FIELD GOAL ATTEMPTS	22	S. Lindsey vs Houston Baptist (12/22/16)
FIELD GOAL PCT (min. 5 made)	.750 (9-12)	Gavin Skelly vs IUPUI (12/20/16)
3 PT FIELD GOALS MADE	5	four times
3 PT FG ATTEMPTS	10	S. Lindsey vs Houston Baptist (12/22/16)
3 PT FG PCT (min. 3 made)	1.000 (3-3)	S. Lindsey vs Notre Dame (11/22/16)
FREE THROWS MADE	9	Vic Law at Rutgers (1/12/17)
	9	Vic Law vs Eastern Wash. (11/14/16)
FREE THROW ATTEMPTS	10	Vic Law vs Eastern Wash. (11/14/16)
FT PERCENTAGE (min. 4 made)	1.000 (9-9)	Vic Law at Rutgers (1/12/17)
REBOUNDS	22	Dererk Pardon vs Nebraska (1/26/17)
ASSISTS	10	B. McIntosh vs Iowa (1/15/17)
STEALS	3	four times
BLOCKED SHOTS	8	Dererk Pardon at Rutgers (1/12/17)

### OPPONENT INDIVIDUAL HIGHS

POINTS	25	B. Bliznyuk vs Eastern Wash. (11/14/16)
FIELD GOALS MADE	10	B. Bliznyuk vs Eastern Wash. (11/14/16)
FIELD GOAL ATTEMPTS	23	Tai Webster vs Nebraska (1/26/17)
FIELD GOAL PCT (min. 5 made)	.727 (8-11)	Jacob Wiley vs Eastern Wash. (11/14/16)
3 PT FIELD GOALS MADE	7	Fred Sims Jr. vs Chicago State (12/14/16)
3 PT FG ATTEMPTS	13	Fred Sims Jr. vs Chicago State (12/14/16)
3 PT FG PCT (min. 3 made)	.750 (3-4)	Marcus Romain vs MVSU (11/11/16)
FREE THROWS MADE	8	four times
FREE THROW ATTEMPTS	11	Thomas Bryant vs Indiana (1/29/17)
FT PERCENTAGE (min. 2 made)	1.000 (6-6)	three times
REBOUNDS	16	Caleb Swanigan at Purdue (2/1/17)
	16	John Collins vs Wake Forest (11/28/16)
ASSISTS	7	three times
STEALS	6	Scoochie Smith vs Dayton (12/17/16)
BLOCKED SHOTS	3	three times

# 2016-17 NORTHWESTERN GAME-BY-GAME STATISTICS

Team	NU Starters	FG-A	Pct.	3FG-A	Pct.	FT-A	Pct.	Reb.	A	TO	B	S	PF	1st	2nd	OT	F
Northwestern	McIntosh, Law, Lindsey,	32-64	.500	11-26	.423	19-29	.655	50	21	13	7	5	25	46	48	-	94
Miss. Valley State	Lumpkin, Pardon	22-59	.373	5-14	.357	14-29	.483	32	11	12	4	9	22	28	35	-	63
Northwestern	McIntosh, Law, Lindsey,	29-60	.483	5-13	.385	23-26	.885	31	17	5	6	6	16	46	40	-	86
Eastern Washington	Lumpkin, Pardon	27-55	.491	7-18	.389	11-13	.846	31	13	14	3	3	23	38	34	-	72
Northwestern	McIntosh, Law, Lindsey,	24-50	.480	9-20	.450	11-14	.786	31	14	16	4	3	22	32	36	-	68
at Butler	Lumpkin, Pardon	23-60	.383	7-23	.304	17-22	.773	32	7	8	5	5	20	29	41	-	70
Northwestern	McIntosh, Law, Lindsey,	27-56	.482	10-24	.417	13-16	.813	40	14	11	4	5	24	34	43	-	77
vs. Texas	Lumpkin, Pardon	19-51	.373	7-21	.333	13-27	.481	31	7	14	5	4	18	26	32	-	58
Northwestern	McIntosh, Law, Lindsey,	24-54	.444	11-19	.579	7-8	.875	37	15	15	6	2	17	34	32	-	66
vs. Notre Dame	Lumpkin, Pardon	22-53	.415	8-18	.444	18-24	.750	27	13	6	1	6	11	40	30	-	70
Northwestern	McIntosh, Law, Lindsey,	31-65	.477	8-22	.364	16-20	.800	40	25	9	12	7	11	38	48	-	86
Bryant	Lumpkin, Pardon	26-66	.394	9-26	.346	5-5	1.000	35	18	16	4	5	21	23	43	-	62
Northwestern	McIntosh, Law, Lindsey,	27-66	.409	6-26	.231	5-9	.556	37	18	10	6	9	17	30	35	-	65
Wake Forest	Lumpkin, Pardon	19-61	.311	5-21	.238	15-17	.882	48	10	19	2	5	16	31	27	-	58
Northwestern	McIntosh, Law, Lindsey,	26-60	.433	10-22	.455	18-24	.750	41	23	13	7	5	28	54	26	-	80
DePaul	Lumpkin, Benson	20-61	.328	2-20	.100	22-31	.710	42	11	12	5	8	22	18	46	-	64
Northwestern	McIntosh, Law, Lindsey,	27-61	.443	9-25	.360	20-24	.833	34	19	8	7	7	21	43	40	-	83
New Orleans	Lumpkin, Benson	18-49	.367	3-12	.250	10-19	.526	35	8	21	4	5	20	22	27	-	49
Northwestern	McIntosh, Law, Lindsey,	26-61	.426	8-27	.296	8-11	.727	33	20	8	7	4	14	29	39	-	68
Chicago State	Lumpkin, Benson	23-57	.404	13-26	.500	5-8	.625	40	9	16	5	6	15	21	43	-	64
Northwestern	McIntosh, Law, Lindsey,	21-51	.412	8-24	.333	17-26	.654	44	14	14	6	4	21	40	27	-	67
vs. Dayton	Lumpkin, Benson	18-55	.327	9-25	.360	19-26	.731	30	11	9	4	11	24	17	47	-	64
Northwestern	McIntosh, Law, Lindsey,	31-64	.484	9-26	.346	16-18	.889	47	23	9	12	3	20	46	41	-	87
IUPUI	Lumpkin, Benson	24-67	.358	6-22	.273	11-21	.524	37	11	7	2	4	18	31	34	-	65
Northwestern	McIntosh, Law, Lindsey,	24-67	.358	7-25	.280	17-27	.630	42	14	10	6	5	17	25	47	-	72
Houston Baptist	Lumpkin, Benson	22-54	.407	2-14	.143	17-24	.708	41	14	15	6	5	28	35	28	-	63
Northwestern	McIntosh, Law, Lindsey,	28-63	.444	11-26	.423	20-26	.769	41	19	12	5	5	27	51	36	-	87
at Penn State	Lumpkin, Benson	25-60	.417	4-15	.267	23-34	.676	35	10	11	5	6	19	32	45	-	77
Northwestern	McIntosh, Law, Lindsey,	19-53	.358	7-19	.368	7-12	.583	27	13	11	1	5	23	29	23	-	52
at Michigan State	Lumpkin, Benson	21-49	.429	4-17	.235	15-22	.682	43	14	13	4	5	18	36	25	-	61
Northwestern	McIntosh, Law, Lindsey,	24-63	.381	6-26	.231	12-13	.923	35	13	9	5	5	16	39	27	-	66
Minnesota	Lumpkin, Pardon	25-57	.439	6-19	.316	14-22	.636	41	16	8	5	5	10	35	35	-	70
Northwestern	McIntosh, Law, Lindsey,	25-49	.510	11-24	.458	13-14	.929	30	15	11	1	6	16	33	41	-	74
at Nebraska	Lumpkin, Pardon	25-58	.431	6-16	.375	10-13	.769	30	12	9	3	6	13	37	29	-	66
Northwestern	McIntosh, Law, Lindsey,	24-63	.381	3-20	.150	18-20	.900	49	11	13	15	4	23	25	44	-	69
at Rutgers	Lumpkin, Pardon	22-69	.319	1-12	.083	15-23	.652	41	10	9	8	5	17	28	32	-	60
Northwestern	McIntosh, Law, Lindsey,	37-62	.597	11-24	.458	4-9	.444	39	29	12	4	10	18	44	45	-	89
Iowa	Lumpkin, Pardon	18-51	.353	4-17	.235	14-22	.636	24	12	14	0	6	13	32	22	-	54
Northwestern	McIntosh, Law, Lindsey,	24-64	.375	7-24	.292	19-24	.792	39	13	8	4	5	23	36	38	-	74
at Ohio State	Lumpkin, Pardon	26-57	.456	8-22	.364	12-23	.522	40	12	13	3	3	22	31	41	-	72
Northwestern	McIntosh, Law, Lindsey,	26-63	.413	6-15	.400	15-19	.789	43	15	13	6	3	19	32	41	-	73
Nebraska	Lumpkin, Pardon	23-63	.365	3-15	.200	12-19	.632	41	12	13	4	6	19	29	32	-	61
Northwestern	McIntosh, Law, Lindsey,	23-56	.411	5-18	.278	17-21	.810	41	12	7	5	5	21	35	33	-	68
Indiana	Lumpkin, Pardon	17-53	.321	8-21	.381	13-22	.591	37	10	13	4	5	16	23	32	-	55
Northwestern	McIntosh, Law, Brown,	21-60	.350	2-14	.143	15-22	.682	30	8	8	3	9	22	23	36	-	59
at Purdue	Lumpkin, Pardon	24-50	.480	12-23	.522	20-25	.800	41	17	12	3	4	20	45	35	-	80
Northwestern	McIntosh, Law, Brown,	19-56	.339	6-20	.300	17-20	.850	38	10	14	2	5	19	28	33	-	61
Illinois	Lumpkin, Pardon	24-53	.453	8-19	.421	12-18	.667	32	18	12	4	9	17	28	40	-	68

# MISCELLANEOUS STATISTICS

## ACTIVE TEAM LEADERS

### POINTS

Bryant McIntosh .....	1,131
Scottie Lindsey .....	672
Sanjay Lumpkin .....	552
Vic Law .....	550

### REBOUNDS

Sanjay Lumpkin .....	596
Vic Law .....	300
Bryant McIntosh .....	257
Gavin Skelly .....	252

### ASSISTS

Bryant McIntosh .....	496
Sanjay Lumpkin .....	146
Scottie Lindsey .....	117
Vic Law .....	86

### BLOCKED SHOTS

Gavin Skelly .....	68
Dererk Pardon .....	51
Sanjay Lumpkin .....	43
Scottie Lindsey .....	28

### STEALS

Sanjay Lumpkin .....	91
Bryant McIntosh .....	55
Scottie Lindsey .....	49
Vic Law .....	44

### 3-POINT FIELD GOALS

Bryant McIntosh .....	116
Scottie Lindsey .....	106
Nathan Taphorn .....	86
Vic Law .....	71

### GAMES PLAYED

Sanjay Lumpkin .....	125
Nathan Taphorn .....	97
Bryant McIntosh .....	88
Scottie Lindsey .....	84

### GAMES STARTED

Sanjay Lumpkin .....	114
Bryant McIntosh .....	86
Vic Law .....	43
Scottie Lindsey .....	35

## CURRENT PLAYERS ON NU CAREER LISTS

### POINTS

1. John Shurna, 2009-12 .....	2,038
2. Drew Crawford, 2010-14 .....	1,920
3. Billy McKinney, 1974-77 .....	1,900
4. Evan Eschmeyer, 1995-99 .....	1,805
5. Michael Thompson, 2008-11 .....	1,689
6. Jim Stack, 1979-83 .....	1,583
7. Vedran Vukusic, 2002-06 .....	1,581
8. Kevin Rankin, 1991-94 .....	1,575
9. Cedric Neloms, 1992-95 .....	1,533
10. Jitim Young, 2001-04 .....	1,521
22. Alex Olah, 2013-16 .....	1,161
23. Andre Goode, 1982-85 .....	1,155
24. Brian Schwabe, 1986-90 .....	1,150
25. Frank Ehmann, 1952-55 .....	1,145
26. <b>Bryant McIntosh, 2015-present .....</b>	<b>1,131</b>

### ASSISTS

1. Michael Thompson, 2008-11 .....	528
2. <b>Bryant McIntosh, 2015-present .....</b>	<b>496</b>
3. Patrick Baldwin, 1991-94 .....	452

### REBOUNDS

1. Evan Eschmeyer, 1995-99 .....	995
2. Kevin Rankin, 1991-94 .....	885
3. Joe Ruklick, 1957-59 .....	868
4. Jim Pitts, 1964-66 .....	800
5. Don Adams, 1968-70 .....	773
14. Brian Schwabe, 1986-90 .....	633
15. Willie Jones, 1958-60 .....	606
16. <b>Sanjay Lumpkin, 2013-present .....</b>	<b>596</b>

### FREE THROW PERCENTAGE

1. Jeff Grose, 1986-89 .....	.862
2. <b>Bryant McIntosh, 2015-present .....</b>	<b>.851</b>
3. Dan Davis, 1967-69 .....	.843
4. Jerry Marifke, 1976-79 .....	.839

### GAMES PLAYED

1. Drew Crawford, 2010-14 .....	143
2. Tre Demps, 2012-16 .....	132
3. John Shurna, 2009-12 .....	130
4. Michael Thompson, 2007-11 .....	129
5. Alex Marcotullio, 2010-13 .....	128
6. <b>Sanjay Lumpkin, 2013-present .....</b>	<b>125</b>

### GAMES STARTED

1. Drew Crawford, 2010-14 .....	142
2. Michael Thompson, 2007-11 .....	129
3. John Shurna, 2009-12 .....	128
4. Jitim Young, 2001-04 .....	117
5. <b>Sanjay Lumpkin, 2013-present .....</b>	<b>114</b>
Alex Olah, 2013-16 .....	114

## LED TEAM IN SCORING

	SEASON	CAREER
Bryant McIntosh	6	29
Vic Law	8	10
Scottie Lindsey	7	9
Aaron Falzon	0	3
Sanjay Lumpkin	1	1
Gavin Skelly	1	1
Nathan Taphorn	1	1
Dererk Pardon	0	1

### 30+ POINT GAMES

	SEASON	CAREER
Bryant McIntosh	0	2
Scottie Lindsey	1	1

### 20+ POINT GAMES

	SEASON	CAREER
Bryant McIntosh	7	14
Scottie Lindsey	4	5
Vic Law	4	4
Aaron Falzon	0	2
Dererk Pardon	0	1

### 10+ POINT GAMES

	SEASON	CAREER
Bryant McIntosh	16	60
Scottie Lindsey	21	34
Vic Law	18	27
Sanjay Lumpkin	8	17
Nathan Taphorn	4	12
Gavin Skelly	6	7
Isiah Brown	8	8
Dererk Pardon	5	8
Jordan Ash	0	1

### 20+ REBOUND GAMES

	SEASON	CAREER
Dererk Pardon	1	1

### 10+ REBOUND GAMES

	SEASON	CAREER
Sanjay Lumpkin	5	12
Dererk Pardon	4	6
Vic Law	2	3
Gavin Skelly	2	2

### 10+ ASSIST GAMES

	SEASON	CAREER
Bryant McIntosh	1	5

### DOUBLE-DOUBLES

	SEASON	CAREER
Sanjay Lumpkin	3	6
Dererk Pardon	2	3
Vic Law	1	2
Gavin Skelly	1	1
Bryant McIntosh	0	1



## Game 1

### NU 94, Mississippi Valley State 63

Nov. 11, 2016 • Evanston, Ill.

Vic Law scored a career-high 18 points with six rebounds and Scottie Lindsey added 17 points and five boards as Northwestern swept aside Mississippi Valley State 94-63 in the season-opener for both teams at Welsh-Ryan Arena. Sanjay Lumpkin stuffed the stat sheet, recording 11 points, eight rebounds, and a pair each of blocks and assists, and Bryant McIntosh added 11 points and four assists. Ten of the 11 Wildcats who played scored multiple baskets as Northwestern racked up 21 assists. A 12-2 run gave Northwestern a 17-8 lead after five and a half minutes. Law's hot start included draining back-to-back threes, giving him 10 points and an assist after just six minutes. An 11-4 Northwestern run midway through the half gave the Wildcats a commanding 37-19 lead. Dererk Pardon showed his mettle in the middle, scoring at the rim on consecutive possessions. Lindsey knocked down a three just before the half to bring his game-leading total to 13, as Northwestern went into the half leading 46-28. Law again opened the second half just as hot as he had the first, finishing off an alley-oop from Isiah Brown, before adding a free throw and a three minutes later to put the #B1GCats ahead 57-35 four minutes into the half. Northwestern's defense continued to keep MVSU at bay in the second, holding the Delta Devils to just 37 percent shooting for the night. Additionally, the Wildcats turned 12 turnovers into 17 points. Freshman Isiah Brown posted 11 points and four assists in his collegiate debut while Gavin Skelly enjoyed a solid all-around game with 7 points, 5 rebounds, 3 assists and a career-high 4 blocked shots. Northwestern shot 50 percent from the field in winning its ninth straight season-opener.

#### Miss. Valley State 63 • 0-1

#	Player	FG	Total	3-Ptr	Rebounds	PF	TP	A	TO	Bk	Stl	Min
		FG	FGA	FG	FTA	Off	Def	Total				
22	Michael Matlock	f	0-4	0-0	4-7	1	3	4	1	4	0	1
21	Terence Taylor	c	0-2	0-0	0	2	1	3	2	0	0	0
1	Marcus Romain	f	5-8	3-4	3-8	0	2	2	4	16	4	6
24	Isaac Williams	g	4-14	1-5	0-0	1	1	2	0	9	0	0
5	Rashawn Surles	g	0-3	0-0	0-0	0	1	1	0	0	3	1
0	Vacha Vaughn	g	1-1	0-0	0-0	0	3	3	1	2	0	0
12	Lorenzo Hunt	g	0-0	0-0	0-0	0	0	0	0	0	0	0
15	Hasaan Buggs	g	1-4	0-0	1-2	1	1	2	2	3	0	3
2	Ronald Strother	g	0-1	0-1	0-0	0	0	0	0	2	0	0
25	Jevon Smith	g	1-4	0-0	0-0	0	1	1	1	2	1	0
3	Darrell Riley	g	3-8	1-2	4-7	0	3	3	1	11	2	1
32	Amos Given	g	5-7	0-0	1-2	0	3	3	3	11	1	0
33	Jamal Watson	g	2-3	0-0	1-3	2	4	5	0	4	5	0
Team					1	2	3					
Totals			22-59	5-14	14-29	9	23	32	22	63	11	12
						4	9	200				

FG % 1st Half: 11-29 37.9% 2nd half: 11-30 36.7% Game: 22-59 37.3%  
3FG % 1st Half: 3-6 50.0% 2nd half: 2-8 25.0% Game: 5-14 35.7%  
FT % 1st Half: 3-5 60.0% 2nd half: 11-24 45.8% Game: 14-29 48.3%

#### Northwestern 94 • 1-0

#	Player		Total		3-Ptr		Rebounds			PF	TP	A	TO	Bk	Stl	Min
			FG	FGA	FG	FGA	FT	FTA	Off							
34	Lumpkin, Sanjay	f	3-4	0-1	5-6	3	5	8	2	11	2	1	2	0	24	
4	Law, Vic	f	7-10	3-4	1-7	3	3	6	2	18	4	0	5	2	26	
5	Pardon, Dererk	c	2-6	0-0	0-1	3	4	7	2	4	0	0	0	0	21	
20	Lindsey, Scottie	g	6-13	3-6	2-2	0	5	5	2	17	2	1	1	0	29	
30	McIntosh, Bryant	g	4-10	1-6	2-2	0	2	2	4	11	4	2	0	1	29	
12	Brown, Isiah	g	3-8	0-1	5-6	1	2	3	3	11	4	3	0	1	18	
23	Ash, Jordan	g	2-3	2-2	0-0	0	0	0	0	6	0	0	0	0	4	
25	Benson, Barret	g	2-3	0-0	0-0	1	1	2	2	4	0	0	0	0	6	
4	Vophorn, Nathan	g	1-5	1-3	0-0	0	3	3	4	5	0	0	0	0	32	
35	Falzon, Aaron	g	0-1	0-1	0-0	0	1	1	0	0	2	1	0	0	10	
44	Skelly, Gavin	g	1-2	1-2	4-4	1	4	5	7	5	3	0	4	1	21	
	Team					2	5	7								
Totals			32-64	11-26	19-45	14	36	50	25	94	21	7	7	5	200	

FG % 1st Half: 14-30 46.7% 2nd half: 18-34 52.9% Game: 32-64 50.0%  
3FG % 1st Half: 7-17 41.2% 2nd half: 4-9 44.4% Game: 11-26 42.3%  
FT % 1st Half: 11-16 68.8% 2nd half: 8-13 61.5% Game: 19-29 65.5%

Officials: Rob Riley, Kelly Pfeiffer, Steve Honacki  
Technical fouls: Miss. Valley State-None. Northwestern-None.  
Attendance: 6056

Vic Law - New career high in scoring.

Score by periods	1st	2nd	Total
Miss. Valley State	28	35	63
Northwestern	46	48	94

Points	In	Off	2nd	Fast	Bench
MVSU	22	17	9	6	33
NU	40	19	14	6	33

## Game 2

### NU 86, Eastern Washington 72

Nov. 14, 2016 • Evanston, Ill.

Five Wildcats scored in double-figures as Northwestern won the first game of the Legends Classic 86-72 against Eastern Washington at Welsh-Ryan Arena. Vic Law led the way with a new career-high 26 points, topping his previous high of 18 set last Friday. Bryant McIntosh added 18 points and 7 assists. Dererk Pardon contributed 12 points, 5 rebounds, and a career-high 5 blocks while Scottie Lindsey posted 12 points, 6 rebounds and 6 assists. The Wildcats were the first to attack, opening the game on a 24-9 run. Law went on a 7-0 run of his own, hitting a floater, three-pointer, and two free throws in the process. He led Northwestern with 14 points in the first half. The first half contained a big run by each team, however, as Eastern Washington responded strongly, going on a 15-8 run of their own. The Eagles were ignited by junior Bogdan Bliznyuk, who led all scorers with 20 first-half points. Lindsey put in a wide-open layup off a feed from McIntosh just before the buzzer putting Northwestern's halftime lead at 46-38. The Wildcats benefited from their ability to contain Bliznyuk in the second half, holding him to just five points, after he anchored the Eagle's offense early on. With the Eagles' best player stagnant, and the Wildcats working together as a team, Eastern Washington could never gain enough momentum to close the gap. Northwestern dished out 17 assists with only 5 turnovers in the contest while connecting on 23 of 26 attempts from the free throw line.

#### Eastern Washington 72 • 1-1

#	Player	FG	Total	3-Ptr	Rebounds	PF	TP	A	TO	Bk	Stl	Min				
		FG-FGA	FG-FTA	FT-FTA	Off Def Tot											
24	WILEY, Jacob	f	8-11	0-0	3-3	1	4	5	5	1	5	0	1	29		
4	HUNT, Jesse	f	0-4	0-3	0-0	0	0	0	1	0	0	1	1	0	13	
44	VON HOFF, Felix	f	1-5	1-3	3-3	0	3	3	2	6	0	0	0	0	31	
32	BLIZNYUK, Bogdan	g	10-19	3-5	2-2	2	3	5	3	25	4	5	1	1	37	
4	WASHINGTON, Sir	g	3-5	0-0	0-0	1	1	2	3	6	2	0	0	0	26	
0	HARRELL, Julian	g	1-5	1-4	0-0	0	2	2	3	3	0	0	0	0	20	
13	VULKIC, Luka	g	0-1	0-0	0-0	0	4	4	0	0	3	2	0	2	0	15
34	PEATLING, Mason	g	3-4	1-2	3-5	2	2	4	2	10	0	0	1	0	13	
2	GIBSON, Ty	g	1-1	1-1	0-0	0	2	2	4	3	0	1	0	0	13	
20	BENZEL, Cody	g	0-0	0-0	0-0	0	0	0	0	0	0	0	0	0	3	
Team																
		27-55		7-18		11-13		9		32		31		72		

FG % 1st Half: 14-28 50.0% 2nd half: 13-27 48.1% Game: 27-55 49.1%  
3FG % 1st Half: 4-9 44.4% 2nd half: 3-9 33.3% Game: 7-18 38.9%  
FT % 1st Half: 6-6 100.0 2nd half: 5-7 71.4% Game: 11-13 84.6%

#### Northwestern 86 • 2-0

		Total		3-Ptr		Rebounds											
#	Player	FG	FTA	FG	FTA	Off	Def	Total	PF	TP	A	TO	Bk	Stl			Min
23	Lumpkin, Sanjay	f	1-1	1-1	0-1	0	3	3	4	3	2	0	1	0	0	23	
4	Latulic, Vic	f	7-13	3-4	9-10	2	4	2	4	2	4	26	0	0	1	0	37
5	Pardon, Dererk	c	4-5	0-0	4-5	3	2	5	3	12	0	1	5	1	31		
20	Lindsey, Scottie	g	4-11	0-2	4-4	1	5	6	2	12	6	1	0	2	33		
30	McIntosh, Bryant	g	8-17	0-1	2-2	0	1	1	1	18	7	1	0	0	37		
12	Brown, Isiah	g	3-10	1-4	4-4	0	2	2	0	11	1	1	0	2	19		
23	Taphorn, Nathan	g	0-0	0-0	0-0	0	0	0	1	0	0	0	0	0	4		
35	Falzon, Aaron	g	0-1	0-1	0-0	0	0	0	1	0	1	0	0	0	4		
44	Skelly, Gavin	g	2-2	0-0	0-0	2	2	4	4	4	0	1	0	1	15		
Team																	
Totals		29-60		5-13		23-26		11		20		31		86		17 5 6 6 20 20	

FG % 1st Half: 15-33 45.5% 2nd half: 14-27 51.9% Game: 29-60 48.3%  
3FG % 1st Half: 4-10 40.0% 2nd half: 1-3 33.3% Game: 5-13 38.5%  
FT % 1st Half: 12-13 92.3% 2nd half: 11-13 84.6% Game: 23-26 88.5%

Officials: Larry Sciroto, Chris Beaver, Donnie Eppley  
Technical fouls: Eastern Washington-None. Northwestern-None.  
Attendance: 5604

LEGENDS CLASSIC - EVANSTON REGIONAL ROUND - GAME 1

Law-New career high in points. Prev 18 vs MVSU 11/11/16

Score by periods	1st	2nd	Total
Eastern Washington	38	34	72
Northwestern	46	40	86

Points	In	Off	2nd	Fast	Bench
EWU	32	11	7	2	11
NU	40	19	13	10	15

## Game 3

### Butler 70, NU 68

Nov. 16, 2016 • Indianapolis, Ind.

Vic Law scored 17 points, but Northwestern was clipped at the buzzer by Butler, 70-68, at Hinkle Fieldhouse. Kamar Baldwin's stepback jumper with 0.4 seconds remaining broke a tie score and was the difference. The contest featured 17 ties and 16 lead changes. Bryant McIntosh (12), Scottie Lindsey (10) and Sanjay Lumpkin (10) joined Law in double figures for the 'Cats. The Wildcats' solid defensive start saw them hold Butler to just six field goals in their first 23 attempts. With the score tied at 29 with just over a minute to go, Law drilled his third triple of the stanza in as many attempts helping the Wildcats take a 32-29 lead into the intermission. Both offenses came out on fire to open the second half with Kelan Martin scoring eight points in the first four minutes for Butler and Lindsey tallying five for the 'Cats. Law drained his fourth 3-pointer in as many tries as NU went up 42-39. However, Martin stayed red-hot, hitting his third trey of the half, putting the Bulldogs up 46-42. Butler's lead spanned between three and five points for a five-minute span but a 3-pointer by Gavin Skelly with 7:07 to go put NU in front before Law's fifth triple made it 60-54 with just under six minutes left. However, a 13-5 run by the hosts but the Bulldogs up by two before a layup by Lumpkin knotted the score at 67 with 1:42 remaining. Skelly hit one free throw with 1:03 remaining before Andrew Chrabascz also split a pair to tie the game for the 17th time with 53.4 seconds left. Following an NU turnover on the other end, Butler called a timeout, setting up the Bulldogs' game-winner.

#### Northwestern 68 • 2-1

#	Player	F	Total			3-Ptr		Rebounds			PF	TP	A	TO	Bk	Stl	Min
			FG	FGA	FT	FTA	FT	FTA	Off	Def							
04	Law, Vic	f	6-8	5-6	0-0	1	5	6	4	17	0	3	0	1	32		
34	Lumpkin, Sanjay	f	4-8	0-2	2-2	1	4	5	3	10	2	1	0	1	31		
05	Pardon, Dererk	c	2-3	0-0	4-4	1	3	4	5	8	1	1	1	0	26		
20	Lindsey, Scottie	g	4-12	1-4	1-1	0	7	7	1	10	3	3	0	0	32		
30	McIntosh, Bryant	g	4-9	1-2	3-4	0	0	0	2	12	5	0	1	0	36		
12	Brown, Isiah	g	3-7	1-4	0-0	0	1	1	2	7	1	2	0	0	12		
25	Benson, Barret	g	0-0	0-0	0-0	0	0	0	1	0	0	0	0	0	1		
32	Taphorn, Nathan	g	0-0	0-0	0-0	0	1	1	0	0	0	0	0	0	2		
35	Falzon, Aaron	g	0-1	0-1	0-0	0	1	1	0	0	0	0	1	0	6		
44	Skelly, Gavin	g	1-2	1-1	1-3	2	2	4	4	4	2	1	1	0	22		
Team			24-50	9-20	11-14	7	23	68	14	16	4	3	1	0	68		

FG % 1st Half: 11-24 45.8% 2nd half: 13-26 50.0% Game: 24-50 48.0%  
3FG % 1st Half: 4-10 40.0% 2nd half: 5-10 50.0% Game: 9-20 45.0%  
FT % 1st Half: 6-8 75.0% 2nd half: 5-6 83.3% Game: 11-14 78.6%

#### Butler 70 • 2-0

## Game 4

### NU 77, #22/21 Texas 58

#### Nov. 21, 2016 • Brooklyn, N.Y.

Northwestern knocked off No. 22/21 Texas, 77-58, in the Legends Classic to advance to the championship game at Barclays Center. Junior Bryant McIntosh scored a game-high 20 points to lead four Northwestern players who tallied double-figures. Scottie Lindsey scored 16 points and Isiah Brown chipped in 10, while Dererk Pardon recorded his first double-double of the season on 10 points and 11 rebounds. Northwestern put together a complete game, shooting 48.2 percent (27-of-56) from the field and holding Texas to just 37.3 percent (19-of-51) shooting. NU forced 14 turnovers and grabbed 40 rebounds, 10 of which came on the offensive end. Northwestern set the tone of the game early by jumping out to an 11-0 lead. The #B1GCats high level of play was not limited to the offensive end as the team forced five turnovers on Texas' first six possessions. With Northwestern leading 15-5 at the 12:01 mark of the first half, Texas' Andrew Jones drilled a 3-pointer that jump-started a 15-5 run for the Longhorns to pull the score even at 20-20. Following the Longhorns' surge, Northwestern settled down and retook control of the game. Lindsey and Taphorn combined for eight points over the final 3:48 of the first half and Northwestern kept Texas out of the score column during that period to take a 34-26 lead into the locker room. The Wildcats started the second half much like how they started the game. Sanjay Lumpkin scored five straight points to help Northwestern go on a 10-1 run to start the half. Northwestern did not take its foot off the gas for the remainder of the game.

#### Texas 58 • 3-1

#	Player	Total		3-Ptr		Rebounds		PF	TP	A	TO	Bk	Stl	Min
		FG	FGA	FG	FGA	Off	Def							
22	ALLEN, Jarrett	f	2-6	0-0	1-3	2	3	5	2	5	1	5	0	23
32	CLEAR, Shaquille	f	1-6	0-0	0-0	2	3	5	2	2	0	1	1	17
05	YANCY, Kendal	g	2-4	1-2	0-1	1	1	2	2	5	0	2	0	24
10	DAVIS JR., Eric	g	3-9	1-5	2-4	0	4	4	1	9	2	0	0	33
12	ROACH JR., Kerwin	g	2-7	0-3	3-6	0	5	5	3	7	3	2	1	27
00	MACK, Tevin	g	5-9	3-6	5-10	3	1	4	2	18	0	1	1	29
01	JONES, Andrew	g	3-8	1-3	2-2	0	1	1	2	9	0	1	1	18
03	YOUNG, Jacob	g	1-2	1-2	0-1	0	0	0	2	3	0	0	0	8
04	BANKS, James	g	0-0	0-0	0-0	2	1	3	0	0	1	0	1	21
Team														
Totals		19-51	7-21	13-27	10	21	31	18	58	7	14	5	4	200

FG % 1st Half: 9-26 34.6% 2nd half: 10-25 40.0% Game: 19-51 37.3%  
3FG % 1st Half: 3-13 23.1% 2nd half: 2-8 25.0% Game: 7-21 33.3%  
FT % 1st Half: 3-9 33.3% 2nd half: 10-18 55.6% Game: 13-27 48.1%

#### Northwestern 77 • 3-1

#	Player	Total		3-Ptr		Rebounds		PF	TP	A	TO	Bk	Stl	Min
		FG	FGA	FG	FGA	Off	Def							
04	LAW, Vic	f	2-4	1-2	4-4	0	3	3	5	9	0	2	0	2
34	Lumpkin, Sanjay	f	2-3	1-1	0-0	1	4	5	3	5	2	1	0	26
05	PARDON, Dererk	c	4-7	0-0	2-5	6	5	11	3	10	1	0	2	36
20	Lindsey, Scottie	g	6-12	3-7	1-1	0	4	4	0	16	1	4	1	29
30	McIntosh, Bryant	g	7-18	2-7	4-4	0	1	1	2	20	5	1	0	27
12	Brown, Isiah	g	4-8	2-5	0-0	1	0	1	4	10	1	3	0	20
23	Ash, Jordan	g	0-0	0-0	0-0	0	0	0	0	0	0	0	0	0+
25	Benson, Barret	g	1-1	0-0	0-0	0	1	1	2	2	0	0	0	4
32	Taphorn, Nathan	g	1-2	1-2	0-0	0	0	0	1	3	1	0	0	16
44	Skelly, Gavin	g	0-1	0-0	2-2	1	5	6	4	2	3	0	1	13
Team														
Totals		27-56	10-24	13-16	10	30	40	24	77	14	11	4	5	200

FG % 1st Half: 13-32 40.6% 2nd half: 14-24 58.3% Game: 27-56 48.2%  
3FG % 1st Half: 5-13 38.5% 2nd half: 5-11 45.5% Game: 10-24 41.7%  
FT % 1st Half: 3-4 75.0% 2nd half: 10-12 83.3% Game: 13-16 81.3%

Officials: Brian O'Connell, John Gaffney, Clarence Armstrong  
Technical fouls: Texas-BANKS, James; MACK, Tevin. Northwestern-LAW, Vic.

Attendance: 6780  
LEGENDS CLASSIC - SEMIFINAL GAME 2

Score by periods	1st	2nd	Total
Texas	26	32	58
Northwestern	34	43	77

Points In Off 2nd Fast  
UT 22 9 6 2 30  
NU 32 11 8 7 17

Score tied - 1 time.  
Lead changed - 4 times.

#### Notre Dame 70 • 5-0

#	Player	Total		3-Ptr		Rebounds		PF	TP	A	TO	Bk	Stl	Min
		FG	FGA	FG	FGA	Off	Def							
03	V.J. Beachem	f	3-11	1-4	4-7	1	1	2	1	11	0	1	1	35
23	Martinas Geben	f	1-1	0-0	0-0	0	0	0	2	2	1	1	0	11
35	Bonzie Colson	f	4-13	1-3	4-6	4	7	11	1	13	2	0	0	38
05	Matt Farrell	g	5-11	2-4	6-6	1	2	3	2	18	6	1	0	34
32	Steve Vasturia	g	6-11	3-5	3-3	1	7	8	2	18	3	2	0	35
00	Rex Pflueger	g	0-2	0-0	0-0	1	1	2	3	4	0	1	0	19
01	Austin Torres	g	2-2	0-0	1-2	0	0	0	0	5	0	0	0	8
02	T.J. Gibbs	g	0-0	0-0	0-0	0	0	0	0	0	0	0	0	10
04	Matt Ryan	g	1-2	1-2	0-0	0	0	0	0	3	0	1	0	10
Team														
Totals		22-53	8-18	18-24	9	18	27	17	70	13	6	1	6	200

FG % 1st Half: 12-24 50.0% 2nd half: 10-29 34.5% Game: 22-53 41.5%  
3FG % 1st Half: 6-10 60.0% 2nd half: 2-8 25.0% Game: 8-18 44.4%  
FT % 1st Half: 10-13 76.9% 2nd half: 8-11 72.7% Game: 18-24 75.0%

#### Northwestern 66 • 3-2

#	Player	Total		3-Ptr		Rebounds		PF	TP	A	TO	Bk	Stl	Min
		FG	FGA	FG	FGA	Off	Def							
04	LAW, Vic	f	6-12	2-4	0-0	1	6	7	2	14	2	2	0	33
34	Lumpkin, Sanjay	f	1-1	0-0	0-0	1	3	4	3	2	1	1	0	17
05	PARDON, Dererk	c	3-4	0-0	0-0	2	4	6	2	6	3	0	6	25
20	Lindsey, Scottie	g	6-8	3-3	3-4	2	4	4	18	3	0	0	0	28
30	McIntosh, Bryant	g	6-11	1-1	0-0	1	0	1	0	7	4	0	0	35
12	Brown, Isiah	g	0-1	0-0	4-4	0	2	2	3	4	0	1	0	10
23	Ash, Jordan	g	1-2	1-2	0-0	0	3	3	1	3	1	0	0	9
32	Taphorn, Nathan	g	4-6	4-5	0-0	2	3	5	1	12	1	2	0	21
44	Skelly, Gavin	g	0-2	0-0	0-0	0	0	2	0	0	3	0	0	10
Team														
Totals		24-54	11-19	7-8	12	25	37	17	66	15	15	6	2	200

FG % 1st Half: 13-26 50.0% 2nd half: 11-28 39.3% Game: 24-54 44.4%  
3FG % 1st Half: 5-9 55.6% 2nd half: 6-10 60.0% Game: 11-19 57.9%  
FT % 1st Half: 3-3 100.0 2nd half: 4-5 80.0% Game: 7-8 87.5%

Officials: Roger Ayers, Jeff Anderson, Tim Comer  
Technical fouls: Notre Dame-None. Northwestern-None.  
Attendance: 5711  
2016 Legends Classic-Championship Game  
Legends Classic MVP - Matt Farrell (Notre Dame)  
Legends Classic All-Tournament Team - Derrick White (CU), Vic Law (NU), Scottie Lindsey (NU), Steve Vasturia (ND), Matt Farrell (ND)

Score by periods	1st	2nd	Total
Notre Dame	40	30	70
Northwestern	34	32	66

Points In Off 2nd Fast  
NU 22 10 5 6 8  
NU 18 5 12 5 19

Score tied - 5 times.  
Lead changed - 8 times.

#### Bryant 66 • 2-4

#	Player	Total		3-Ptr		Rebounds		PF	TP	A	TO	Bk	Stl	Min
		FG	FGA	FG	FGA	Off	Def							
22	GARVIN, Dan	f	1-2	0-0	0-0	2	4	6	3	2	0	3	0	1
34	PETTWAY, Marcel	c	2-7	0-0	0-0	2	6	8	2	4	1	3	2	28
0	NDUGBA, Ikenna	g	2-6	0-1	0-0	1	1	2	4	7	3	0	1	24
15	GRANT, Adam	g	6-10	3-6	4-4	0	3	3	2	19	4	2	1	35
2	ZOUZOUA, Nisre	g	9-19	5-11	1-1	0	0	0	0	18	3	2	0	35
1	WARE, Hunter	g	1-7	0-2	0-0	1	2	3	2	2	2	1	0	20
10	McHUGH, Taylor	g	0-0	0-0	0-0	0	1	1	1	0	1	1	0	3
0	RILEY, Gus	g	0-2	0-2	0-0	1	1	2	2	0	1	3	0	6
21	JOHNSON, Tanner	g	0-0	0-0	0-0	0	0	0	0	0	0	0	0	1
3	KOSTUR, Bosko	g	1-1	0-0	0-0	1	2	2	0	2	0	0	0	1
5	TOE, Terrill	g	0-0	0-0	0-0	0	0	0	0	0	0	0	0	2
54	TOWNES, Sebastian	g	4-12	1-4	0-0	1	0	1	2	9	2	0	0	17
Team														
Totals		26-66	9-26	5-5	13	22	35	21	66	18	16	4	5	200

FG % 1st Half: 10-28 35.7% 2nd half: 16-38 42.1% Game: 26-66 39.4%  
3FG % 1st Half: 1-8 12.5% 2nd half: 8-18 44.4% Game: 9-26 34.6%  
FT % 1st Half: 2-2 100.0 2nd half: 3-3 100.0 Game: 5-5 100.0

#### Northwestern 86 • 4-2

Northwestern 86 • 4-2														
#	Player		Total	3-Ptr	Rebounds									
			FG	FGA	FT	FTA	Off	Def	TP	PF	TP	A	To	Stl
##	Lumpkin, Sanjay	f	1-2	0-0	1-2	2	4	6	2	3	1	0	0	22
4	Law, Vic	f	9-16	3-7	0-0	5	5	0	22	3	1	4	1	35
5	Pardon, Dererk	c	3-6	0-0	0-0	2	8	10	1	6	1	0	2	27
20	Lindsey, Scottie	g	7-11	3-5	3-3	2	4	3	20	6	0	2	2	25
30	McIntosh, Bryant	g	3-11	0-5	2-2	0	1	1	8	5	4	1	1	33
10	Hall, Charlie	g	0-1	0-0	0-0	0	0	0	0	0	0	0	0	1
12	Brown, Isiah	g	2-6	1-1	3-4	1	1	1	1	8	3	2	0	18
23	Ash, Jordan	g	0-0	0-0	0-0	0	0	0	0	0	0	0	0	3
25	Benson, Barret	g	0-0	0-0	1-2	1	0	1	1	1	0	0	0	3
28	Taphori, Nathan	g	1-2	0-0	1-2	0	0	0	0	0	0	0	0	3
44	Skelly, Gavin	g	5-9	0-1	5-5	1	5	6	15	6	3	0	3	26
	Team					4	1	5			2			
			24.6	9.25	16.30	1.5	1.5	25	25	1.5	3	3	3	225

## Game 7

### NU 65, Wake Forest 58

#### Nov. 28, 2016 • Evanston, Ill.

Bryant McIntosh poured in 19 second-half points to lead a surging Northwestern past Wake Forest, 65-58, in the ACC/B1G Challenge. He finished with a game-high 23 points. The 'Cats relied on a staunch defensive effort led by Lumpkin, who had seven rebounds, three steals and one block. NU held the Demon Deacons to just 31.1 percent shooting for the game. The Wildcats got off to a slow start and the Demon Deacons took advantage, opening the game on a 12-5 run. Northwestern responded with an 11-2 run ignited by a Vic Law three, taking a 16-14 lead at the 12-minute mark. It was Wake Forest's turn to strike again and it responded with a 10-0 run, retaking the lead 24-16. A Skelly three-pointer capped off a Northwestern 10-0 run to answer, putting NU back on top 26-24. The teams traded baskets in the final five minutes, and the Demon Deacons entered the half with a 31-30 lead. The teams went back and forth in the second half, but McIntosh started to take charge. At the 12-minute mark he went on a 6-0 run of his own, putting in three consecutive layups that put the 'Cats up 44-42 with 11 minutes to go. The game was tied at 53 with 3:25 left when McIntosh took over. He added eight more points in that final stretch, including a corner three as the shot clock expired to give the Wildcats a 61-55 lead with just one minute left. Lumpkin tacked on two breakaway layups in the final 20 seconds, capping off the victory. Northwestern made 50 percent of its shots in the second half, while holding Wake Forest to 27.3 percent. The 'Cats committed only 10 turnovers, compared to 19 from the Demon Deacons.

## Game 8

### NU 80, DePaul 64

#### Dec. 3, 2016 • Evanston, Ill.

Scottie Lindsey posted 19 points, 6 rebounds and a career-high-tying 7 assists and Northwestern used a huge first-half run in rolling to a dominating 80-64 win over DePaul at Welsh-Ryan Arena. NU led by as many as 39 points in the contest. The Wildcats got immediate offensive contributions from a pair of unlikely sources. Inserted into the starting lineup for the first time in his career, freshman center Barret Benson knocked down a pair of shots in the opening six minutes of the contest while Sanjay Lumpkin drilled two 3-pointers. With NU holding a 7-6 advantage early on, the second bucket of the game for each helped NU pull away. Where Benson and Lumpkin both kick-started the offense, Lindsey became a one-man wrecking crew. The junior wing knocked down four 3-pointers and scored 14 points during a 32-5 run over an eight-minute span that stretched Northwestern's advantage to 39-11 with eight minutes to go in the opening stanza. Lindsey would finish the opening stanza with 16 points while Lumpkin (11) and Gavin Skelly (10) joined him in double figures by the intermission as the 'Cats took a convincing 54-18 lead at the break. Northwestern limited DePaul to 24.1 percent shooting (7-29) over the opening 20 minutes of play while the Wildcats connected on 54.3 percent (19-35) of their attempts. The 'Cats hit on 7 of their 13 attempts from 3-point range while the Blue Demons failed to hit on any of their 11 shots from behind the arch. DePaul never threatened in the second half as four Northwestern players finished in double figures in the scoring column. Vic Law tallied 16 points while Skelly posted 15 and Lumpkin chipped in with 11.

## Game 9

### NU 83, New Orleans 49

#### Dec. 11, 2016 • Evanston, Ill.

Northwestern forced a season-high 21 turnovers and remained perfect at Welsh-Ryan Arena during the 2016-17 season by rolling to an 83-49 victory over New Orleans. Nathan Taphorn established a career high with 18 points off the bench while Scottie Lindsey scored 13 of his 16 points in the first half. The Wildcats got off to a solid start, jumping out to a 7-2 lead as Bryant McIntosh buried a 3-pointer before dishing out a pair of assists. Northwestern was stout defensively to begin the contest, limiting the Privateers to only two field goals while forcing seven turnovers over the opening 10 minutes of the stanza. Lindsey scored five points during an 11-2 run over a four-minute span that saw the 'Cats extend their advantage to 18-7. The lead was 24-15 when Northwestern gave itself some breathing room with yet another 11-2 run. Skelly sparked the run by knocking down a pair of free throws prior to grabbing an offensive rebound and kicking it out to a wide-open Taphorn for a triple. Following a New Orleans basket, Lindsey connected on three straight field goals, forcing the Privateers to burn a timeout as NU's lead grew to 37-18. Northwestern eventually took a 43-22 advantage into the intermission behind 13 points from Lindsey, while McIntosh (5 assists) and Taphorn contributed 7 points apiece. The 'Cats limited UNO to 31.8 percent shooting over the opening 20 minutes of play while forcing 11 turnovers by the Privateers. NU put the game away early on in the second half, out-scoring New Orleans 12-2 over the first four minutes of the stanza as the hosts stretched their lead to 31, 55-24. The run to open the half eventually grew to 22-2 over the opening 7:30 of the period with the advantage ballooning to 41, 65-24, with just under 13 minutes remaining and NU cruised the rest of the way.

#### Wake Forest 58 • 5-2

#	Player	Total		3-Ptr		Rebounds		PF	TP	A	TO	Bk	Stl	Min
		FG	FGA	FG	FGA	FT	FTA							
20	John Collins	f	6-13	0-0	0-2	8	8	16	3	12	0	1	2	27
34	Austin Ariens	f	1-4	0-2	3-3	2	1	3	1	5	1	0	0	1
44	Dinos Mitoglou	f	4-10	1-5	2-2	4	7	11	2	11	1	3	0	1
20	Mitchell Wolkow	g	1-5	1-4	2-2	0	1	1	2	5	0	0	0	24
13	Bryant Crawford	g	3-12	0-4	2-2	1	4	5	3	8	4	9	0	28
0	Brandon Childress		2-8	1-2	0-0	0	2	2	0	5	0	1	0	2
1	Keyshawn Woods		2-7	2-4	6-6	1	5	6	2	12	4	2	0	1
11	Greg McClinton		0-2	0-0	0	0	0	0	1	1	2	0	0	14
4	Doral Moore		0-0	0-0	0	0	0	0	1	0	1	0	0	5
Team						3	3							
Totals		19-61	5-21	15-17	19	29	48	16	58	10	19	2	5	200
FG % 1st Half: 10-28		35.7%	2nd half: 9-33	27.3%	Game: 19-61	31.1%	Deadball							
3FG % 1st Half: 2-9		22.2%	2nd half: 3-12	25.0%	Game: 5-21	23.8%	Rebounds							
FT % 1st Half: 9-9		100.0	2nd half: 6-8	75.0%	Game: 15-17	88.2%								

#### Northwestern 65 • 5-2

#	Player	Total		3-Ptr		Rebounds		PF	TP	A	TO	Bk	Stl	Min
		FG	FGA	FG	FGA	FT	FTA							
34	Lumpkin, Sanjay	f	4-7	0-2	2-2	5	2	7	1	10	3	1	1	3
4	Law, Vic	f	3-11	1-6	0-2	0	2	2	3	7	2	0	0	2
5	Pardon, Derek	c	1-2	0-0	0-0	3	3	6	4	2	1	1	2	16
20	Lindsey, Scottie	g	5-14	2-8	0-0	0	4	3	12	4	0	0	0	31
30	McIntosh, Bryant	g	10-16	2-3	1-2	1	3	4	3	23	2	2	0	34
12	Brown, Isaiah	g	0-4	0-1	0-0	0	0	0	0	0	1	1	0	7
23	Ash, Jordan		0-2	0-1	0-0	0	1	1	0	0	0	0	1	11
25	Benson, Barret		0-1	0-0	0-0	0	1	1	0	0	0	1	0	0
32	Taphorn, Nathan		0-1	0-1	0-0	0	0	0	0	0	1	1	0	5
44	Skelly, Gavin		4-8	1-4	2-3	2	4	6	3	11	4	3	2	29
Team						2	3							
Totals		27-66	6-26	5-9	13	24	37	17	65	18	10	6	9	200
FG % 1st Half: 12-36		33.3%	2nd half: 15-30	50.0%	Game: 27-66	40.9%	Deadball							
3FG % 1st Half: 4-14		28.6%	2nd half: 2-12	16.7%	Game: 6-26	23.1%	Rebounds							
FT % 1st Half: 2-5		40.0%	2nd half: 3-4	75.0%	Game: 5-9	55.6%								

Officials: Lamont Simpson, DJ Carstensen, Kelly Pfeiffer  
Technical fouls: Wake Forest-None. Northwestern-None.  
Attendance: 6386

Score by periods		1st	2nd	Total
Wake Forest		27	31	58
Northwestern		30	35	65

Last FG - WF 2nd-00:32, NU 2nd-00:12.  
Largest lead - WF by 8 1st-07:56, NU by 7 2nd-00:12.  
WF led for 19:20, NU led for 12:47. Game was tied for 07:53.

#### DePaul 64 • 4-2

#	Player	Total		3-Ptr		Rebounds		PF	TP	A	TO	Bk	Stl	Min
		FG	FGA	FG	FGA	FT	FTA							
10	McCallum,Tre'Darius	f	0-4	0-3	0-0	0	1	1	5	0	1	1	0	2
33	Hanel,Joe	f	3-5	0-0	5-6	3	4	7	3	11	1	1	2	0
44	CYRUS,Brandon	f	1-6	0-1	0-0	0	0	0	0	2	0	1	1	0
05	GARRETT,Billy	g	1-9	1-3	8-9	1	5	6	0	13	3	3	0	2
11	Cain, Eli	g	3-9	0-3	3-4	1	5	6	3	9	0	1	0	24
00	CURINGTON,R.J.		0-3	0-1	0-0	0	3	3	1	0	1	0	0	2
01	WOOD,Darrick		6-12	0-1	3-7	5	3	8	4	15	2	2	1	24
03	GAGE,Devlin		1-3	0-2	2-2	0	0	0	0	4	0	0	0	2
23	O'Chelberger,Al		0-1	0-2	0	0	0	1	1	0	0	0	0	7
44	Cook, Levi		2-2	0-0	0-1	1	2	3	4	1	3	1	0	7
5	Harrison-Docks,Chris		3-8	1-6	0-1	1	2	2	7	2	0	0	0	28
Team						3	4	7						
Totals		20-61	2-20	22-31	15	27	42	22	64	11	12	5	8	200
FG % 1st Half: 7-29		24.1%	2nd half: 13-32	40.6%	Game: 20-61	32.8%	Deadball							
3FG % 1st Half: 0-11		0.0%	2nd half: 9-19	47.4%	Game: 10-22	45.5%	Rebounds							
FT % 1st Half: 4-7		57.1%	2nd half: 18-24	75.0%	Game: 22-31	71.0%								

#### Northwestern 80 • 6-2

#	Player	Total		3-Ptr		Rebounds		PF	TP	A	TO	Bk	Stl	Min
		FG	FGA	FG	FGA	FT	FTA							
34	Lumpkin, Sanjay	f	4-7	2-2	1-1	3	7	10	4	11	2	1	3	0
4	Law, Vic	f	6-12	2-4	2-2	2	4	6	2	16	5	1	1	2
25	Benson, Barret	c	2-3	0-0	1-1	1	3	4	5	0	2	1	1	20
20	Lindsey, Scottie	g	7-16	5-8	0-0	1	5	6	1	19	7	2	0	34
30	McIntosh, Bryant	g	1-4	0-2	2-2	0	6	6	4	5	4	0	0	24
12	Brown, Isaiah	g	0-7	0-1	4-5	0	0	0	5	4	1	1	1	10
23	Ash, Jordan		0-2	0-2	0	0	1	1	2	0	1	0	0	7
32	Taphorn, Nathan		1-2	1-2	3-4	0	0	0	5	6	1	1	0	7
44	Skelly, Gavin		5-7	0-1	5-6	1	2	3	1	15	1	0	1	26
Team						1	5	6						
Totals		26-60	10-22	18-24	10	31	41	28	80	23	13	7	5	200
FG % 1st Half: 19-35		54.3%	2nd half: 7-25	28.0%	Game: 26-60	43.3%	Deadball							
3FG % 1st Half: 7-13		53.8%	2nd half: 3-9	33.3%	Game: 10-22	45.5%	Rebounds							
FT % 1st Half: 9-9		100.0	2nd half: 18-24	75.0%	Game: 18-24	75.0%								

Officials: Paul Szec, Steve McDunkins, Mike Eades  
Technical fouls: DePaul-None. Northwestern-None.  
Attendance: 6751

Score by periods		1st	2nd	Total
DePaul		18	46	64
Northwestern		54	26	80

Last FG - DePU 2nd-00:39, NU 2nd-01:37.  
Largest lead - DePU None, NU by 39 2nd-15:51.  
DePU led for 00:00, NU led for 39:03. Game was tied for 00:57.

#### New Orleans 49 • 4-4

#	Player	Total		3-Ptr		Rebounds		PF	TP	A	TO	Bk	Stl	Min	
		FG	FGA	FG	FGA	FT	FTA								Off
14	Thomas, Erik	f	7-13	1-1	2-3	4	6	10	1	17	2	5	0	1	36
22	Puou, Makur	f	1-5	0-0	1-2	1	2	3	4	3	0	0	1	0	0
25	Thibodeaux, Travin	f	4-8	0-0	2-4	2	2	4	5	10	0	4	0	2	21
1	Broyles, Trevin	g	0-2	0-1	2-4	0	2	3	2	2	6	0	1	0	33
5	Gill, Christopher	g	3-7	1-4	0-0	0	0	4	4	7	3	3	2	0	33
10	Cheeseman, A.J.		1-3	0-0	0-2	0	2	2	0	2	0	0	0	0	12
11	Zeno, Michael		0-3	0-0	1-2	0	0	0	1	1	0	2	0	0	12
13	Rosa, Jorge		0-1	0-1	0-0	0	0	0	0	0	0	0	0	0	2
15	Reed, Cameron		1-5	0-4	2-2	1	0	1	2	4	0	1	1	0	14
2	Edwards, Coleman		1-1	1-1	0-0	0	0	0	0	3	0	0	0	1	4
22	Chen, Danny		0-0	0-0	0-0	0	0	0	0	0	0	0	0	0	0
23	Jiles, Matthew		0-0	0-0	0-0	0	0	0	0	0	1	0	0	0	3
4	Robinson, Bryson		0-1	0-0	0-0	0	1	1	0	0	0	0	0	0	2
	Team					4	2	6							
Totals			18-49	3-12	10-19	12	23	35	20	49	8	21	4	51	200
FG % 1st Half: 7-22 31.8%		2nd half: 11-27 40.7%		Game: 18-49 36.0%		Deadball									
3FG % 1st Half: 1-6 16.7%		2nd half: 2-6 33.3%		Game: 3-12 25.0%		Rebounds									
FT % 1st Half: 7-11 63.6%		2nd half: 10-17 58.8%		Game: 18-25 72.0%		Assists									
						Steals									
						Blocks									
						Points									
						Turnovers									
						Fouls									
						Total Points									
						Team Points									
						Opponent Points									
						Points in Paint									
						Second Chance Points									
						Fast Break Points									
						Bench Points									
						Points Off the Glass									
						Points in the Paint									
						Points in the Key									
						Points in the Key									
						Points in the Key									
						Points in the Key									
						Points in the Key									
						Points in the Key									
						Points in the Key									
						Points in the Key									
						Points in the Key									
						Points in the Key									
						Points in the Key									
						Points in the Key									
						Points in the Key									
						Points in the Key									
						Points in the Key									
						Points in the Key									
						Points in the Key									
						Points in the Key									
						Points in the Key									
						Points in the Key									
						Points in the Key									
						Points in the Key									
						Points in the Key									
						Points in the Key									
						Points in the Key									
						Points in the Key									
						Points in the Key									
						Points in the Key									
						Points in the Key									
						Points in the Key									
						Points in the Key									
						Points in the Key									
						Points in the Key									
						Points in the Key									
						Points in the Key									
						Points in the Key									
						Points in the Key									
						Points in the Key									
						Points in the Key									
						Points in the Key									
						Points in the Key									
						Points in the Key									
						Points in the Key									
						Points in the Key									
						Points in the Key									
						Points in the Key									
						Points in the Key									
						Points in the Key									
						Points in the Key									
						Points in the Key									
						Points in the Key									



## Game 10

### NU 68, Chicago State 64

#### Dec. 14, 2016 • Evanston, Ill.

Northwestern fought off a surge by Chicago State to escape with a 68-64 win at Welsh-Ryan Arena. Vic Law paced the Wildcats with 18 points. Chicago State was able to hang around early in the contest by knocking down a trio of 3-pointers as the game was knotted 9-9 eight minutes into the contest. A quick 7-0 NU run over a span of 1:34 gave the hosts a bit of breathing room. The Cougars closed back within two, but an 11-0 run over a five-minute span behind six points by Law extended NU's advantage to 27-14 with five minutes left in the opening stanza. Northwestern would eventually take a 29-21 lead into the intermission. The Wildcats extended their advantage to 14, but Chicago State connected on four straight field goal attempts to cut the deficit in half and forcing Northwestern to take a timeout with 12:17 remaining. The Cougars' 10th 3-pointer of the night in 18 attempts eventually tied the game 46-46 at the midway point of the half before Chicago State went in front on a free throw by Fred Sims Jr. The Cougars were up by two before back-to-back buckets by Scottie Lindsey and McIntosh gave Northwestern a slim 54-52 edge with 6:07 to go. A trey by Law out of the corner just over a minute later extended the lead to five. Four straight points got the Cougars within one, but a big 3-pointer by McIntosh with 1:46 remaining made it a four-point game. Following a steal by Lindsey, McIntosh found Gavin Skelly under the basket for a layup to make it 64-58 with a minute left. A tough triple by Anthony Eaves got Chicago State back within three but the Wildcats broke the press and Lumpkin scored on a layup with 35.2 seconds left. McIntosh then sealed the win with two free throws with 19.1 seconds to go.

#### Chicago State 64 • 3-7

#	Player	Total		3-Ptr	Rebounds		PF	TP	A	To	Bk	Stl	Min		
		FG	FGA		FT	FTA									
15	Palmer, Trayvon	f	7-13	1-3	3-4	3	8	11	2	18	4	3	0	1	36
21	Batson, Joshua	f	0-2	0-0	0-0	0	1	1	0	0	1	0	0	0	12
23	Szpir, Patrick	c	0-2	0-0	1-2	0	3	3	1	0	0	3	1	0	19
14	Sims Jr., Fred	g	7-16	7-13	1-2	2	3	5	1	22	2	5	0	2	40
35	Greene Jr., Brian	g	1-7	1-3	0-0	3	2	5	3	3	0	0	0	0	30
2	Owens V, Clemmye	g	2-7	2-4	0-0	1	4	5	2	6	0	0	1	1	29
3	Simmons, Deionte	g	1-2	0-0	0-0	1	0	1	3	2	0	2	0	0	8
5	Eaves, Anthony	g	5-8	2-3	0-0	1	4	5	3	12	1	1	2	1	22
Totals			23-57	13-26	5-8	13	27	40	15	64	9	16	5	6	200

FG % 1st Half:	8-25	32.0%	2nd half:	15-32	46.9%	Game:	23-57	40.4%	Deadball	
3FG % 1st Half:	4-8	50.0%	2nd half:	9-18	50.0%	Game:	13-26	50.0%	Rebounds	
FT % 1st Half:	1-2	50.0%	2nd half:	4-6	66.7%	Game:	5-8	62.5%		1

#### Northwestern 68 • 8-2

#	Player	Total		3-Ptr		Rebounds				PF	TP	A	TO	Bk	Stl	Min
		FG	FGA	FT	FTA	Off	Def	Total								
4	Law, Vic	f	7-14	3-6	1-1	0	4	4	2	18	4	3	0	1	36	
25	Benson, Barret	c	0-0	0-0	3-4	0	0	0	1	3	0	0	2	0	10	
20	Lindsey, Scottie	g	6-12	1-5	0-1	2	4	6	4	13	4	1	1	1	31	
30	McIntosh, Bryant	g	4-14	2-8	4-4	0	2	2	2	14	7	0	0	0	37	
34	Lumpkin, Sanjay	g	4-8	1-4	0-1	3	8	11	1	9	1	1	0	1	39	
12	Brown, Isiah	g	0-5	0-1	0-0	0	1	1	0	0	0	0	0	1	9	
23	Ash, Jordan	0	0-0	0-0	0-0	0	0	0	0	0	0	0	0	0	2	
23	Taphorn, Nathan	1-2	1-2	0-0	0	0	0	0	0	3	0	0	0	0	11	
44	Skelly, Gavin	4-6	0-1	0-0	3	3	6	4	8	3	3	4	0	0	25	
	Team					2	1	3								
	Totals		26-61	8-27	8-11	10	23	33	14	68	20	8	7	4	200	

FG % 1st Half:	11-37	29.7%	2nd half:	15-24	62.5%	Game:	26-61	42.6%	Deadball	
3FG % 1st Half:	4-17	23.5%	2nd half:	9-18	50.0%	Game:	8-27	29.6%	Rebounds	
FT % 1st Half:	3-3	100.0	2nd half:	5-8	62.5%	Game:	8-11	72.7%		1

Officials: DJ Carntensen, Rob Kueneman, John Garfney  
Technical fouls: Chicago State-Simmons, Deionte. Northwestern-None.  
Attendance: 5723

Score by periods		1st	2nd	Total
Chicago State		21	43	64
Northwestern		29	39	68

Points	In	Off	2nd	Fast	Bench
14	Point	T/O	Chance	Break	
8	12	3	20		
NU	24	7	12	11	11

Last FG - CSUM 2nd-00:14, NU 2nd-00:35.  
Largest lead - CSUM by 2 2nd-08:50, NU by 14 2nd-16:36.  
CSUM led for 02:20. NU led for 35:11. Game was tied for 02:29.

## Game 11

### NU 67, Dayton 64

#### Dec. 17, 2016 • Chicago, Ill.

Northwestern put together a magnificent first-half performance and then held on a late charge by Dayton to post a 67-64 victory at United Center. Sanjay Lumpkin recorded a double-double, tallying 14 points and a career-high 14 rebounds. The Wildcats surged early, locking down on Dayton defensively while tallying the first 11 points of the contest, forcing the Flyers to burn a timeout at the 16:21 mark. Lindsey got NU going by drilling a pair of 3-pointers in the opening three minutes of action. The Flyers crept back to within 13-8, but Isiah Brown pushed the lead back to eight with a triple. Taphorn got into the act with a trey of his own, igniting an 18-3 run that pushed the advantage to a 36-12 as the clock ticked under three minutes left in the first period. The Wildcats would take a convincing 40-17 lead into halftime, limiting Dayton to 14.3 percent (4-28) shooting from the field. Dayton was much more effective offensively to start the second half. The Flyers got as close as they had been all game when they connected on back-to-back 3-pointers to trim NU's advantage to 55-41 with 8:11 left. The Dayton run eventually reached 13 straight points and cut the Northwestern lead to nine before Vic Law hit one free throw to make it 56-46 with 5:51 to go. The Flyers closed the deficit further with 2:17 left when Scochie Smith hit a free throw to make it 59-52. Dayton made it a four-point game on a 3-pointer by Smith, but a cold-blooded jumper by McIntosh pushed the lead to six with a minute remaining. Dayton got within three with 9.2 seconds remaining, but McIntosh hit two from the line with 7.8 seconds to go to seal the win.

#### Dayton 64 • 7-3

#	Player	Total		3-Ptr		Rebounds		PF	TP	A	TO	Bk	Stl	Min		
		FG	FGA	FT	FTA	Off	Def									
25	POLLARD, Kendall	f	2-7	0-1	3-5	0	2	2	4	7	0	2	0	3	23	
33	MIKESELL, Ryan	f	2-5	2-5	0-0	0	5	5	4	6	0	1	1	1	0	18
11	SMITH, Scoochie	g	5-11	2-4	6-8	0	2	2	3	18	2	3	0	6	30	
3	DAVIS, Kyle	g	1-8	0-2	0-0	1	4	5	2	2	3	0	0	0	21	
4	COOKE, Charles	g	3-9	1-3	5-6	0	2	3	2	12	3	1	1	2	33	
1	DAVIS, Darrell	0-3	0-2	2-2	1	2	3	2	2	1	0	0	0	0	25	
15	CROSBY, John	0-1	0-0	0-0	0	0	2	1	0	0	0	0	0	0	10	
2	MILLER, Sam	2-5	2-4	3-5	1	4	5	2	9	1	1	1	0	1	13	
13	WILLIAMS, Xeyrius	3-6	2-4	0-0	1	1	2	3	8	1	1	1	0	0	27	
	Team					1	1	2								
Totals		18-55	9-25	19-26	5	25	30	24	64	11	9	4	11	20		

FG % 1st Half:	4-28	14.3%	2nd half:	14-27	51.9%	Game:	18-55	32.7%	Deadball	
3FG % 1st Half:	2-10	20.0%	2nd half:	7-15	46.7%	Game:	9-25	36.0%	Rebounds	
FT % 1st Half:	7-9	77.8%	2nd half:	12-17	70.6%	Game:	19-26	73.1%		3

#### Northwestern 67 • 9-2

#	Player	F	Total		3-Ptr		Rebounds		PF	TP	A	To	Bk	Stl	Min
			FG	FGA	FT	FTA	Off	Def							
34	Lumpkin, Sanjay	f	5-8	1-3	3-4	3	11	14	5	14	2	1	0	1	36
4	Law, Vic	f	2-8	0-3	2-6	1	8	9	2	6	1	1	0	0	14
25	Benson, Barret	c	0-1	0-0	0-0	0	3	3	2	0	1	0	2	0	14
20	Lindsey, Scottie	g	3-7	2-4	3-4	0	4	2	11	0	3	0	2	0	30
30	McIntosh, Bryant	g	5-12	1-5	2-2	0	4	4	13	5	8	1	0	0	36
12	Brown, Isiah	g	2-8	1-4	3-4	0	1	1	8	2	0	0	2	0	20
23	Ash, Jordan	0	0-0	0-0	0-0	0	0	0	0	0	0	0	0	0	0+
23	Taphorn, Nathan	4-5	3-4	0-0	1	2	3	2	11	1	0	0	0	0	12
44	Skelly, Gavin	0-2	0-1	4-6	3	1	4	4	2	1	1	0	0	0	18
	Team				8	1	4								
	Totals		21-51	8-24	17-26	8	36	44	21	67	14	6	4	20	

FG % 1st Half:	15-29	51.7%	2nd half:	6-22	27.3%	Game:	21-51	41.2%	Deadball	
3FG % 1st Half:	5-14	35.7%	2nd half:	3-10	30.0%	Game:	8-24	33.3%	Rebounds	
FT % 1st Half:	5-9	55.6%	2nd half:	12-17	70.6%	Game:	17-26	65.4%		6

Officials: Mike Eades, Ed Corbett, Don Olson  
Technical fouls: Dayton-None. Northwestern-None.  
Attendance:

Score by periods		1st	2nd	Total
Dayton		16	47	64
Northwestern		40	27	67

Points	In	Off	2nd	Fast	Bench
16	Point	T/O	Chance	Break	
16	16	6	10	4	23
NU	18	10	10	4	23

Last FG - UD 2nd-00:02, NU 2nd-01:00.  
Largest lead - UD None, NU by 24 1st-02:44.  
UD led for 00:00. NU led for 38:10. Game was tied for 01:50.

## Game 12

### NU 87, IUPUI 65

#### Dec. 20, 2016 • Evanston, Ill.

Gavin Skelly and Sanjay Lumpkin recorded double-doubles to lead Northwestern to a seventh-straight victory as the Wildcats defeated IUPUI 87-65 at Welsh-Ryan Arena. Skelly set career highs with 19 points, 11 rebounds and 6 blocked shots while Lumpkin posted 13 points and 13 rebounds. Bryant McIntosh nearly recorded a double-double of his own, recording 10 points and 9 assists. In all, six Northwestern players scored in double figures in the balanced offensive attack while the Wildcats matched a school record and season high with 12 blocked shots. The Wildcats were clicking early on the offensive end as they scored on each of their first four field goal attempts in jumping out to a 9-4 lead. Scottie Lindsey had two quick baskets but picked up his second foul just over three minutes into the game, forcing him to the bench. The advantage eventually grew to nine, 13-4, as Northwestern limited the Jaguars to only two field goals in their first 10 attempts. Meanwhile, the 'Cats stayed hot from the field with baskets by Isiah Brown and Nathan Taphorn eventually extending the lead to 21-7, forcing IUPUI to burn a timeout with 11:16 remaining in the half. The Jaguars eventually got things going offensively, using a 9-1 run to close to within six, 25-19, but a 3-pointer by Taphorn, a putback basket by Lumpkin and a layup by Skelly extended the advantage back to 13. Northwestern eventually took a 46-31 halftime lead as McIntosh splashed a triple that beat the first-half buzzer. The Wildcats kept things going into the second half. A second straight 3-pointer by Brown pushed NU's advantage to 58-39 with just over 14 minutes remaining. The lead grew to 25 by the midway point of the stanza and Northwestern cruised the rest of the way.

#### IUPUI 65 • 5-8

#	Player	Total		3-Ptr	Rebounds		PF	TP	A	TO	Bk	Stl	Min	
		FG	FGA	FT	FTA	Off								Def
15	O'LEARY, Matt	f	5-9	1-3	2-5	1	6	7	1	13	4	0	0	29
0	HALL, Evan	f	3-12	0-0	0-0	5	3	8	2	6	0	1	0	20
0	COMBS, Darell	g	3-15	0-5	1-4	2	1	3	4	7	1	1	0	33
22	McCALL, D.J.	g	2-4	1-1	4-7	2	3	5	3	9	0	1	0	23
5	THOMAS, Kellon	g	1-8	0-5	1-1	0	2	2	2	3	3	2	0	24
1	HENDERSON, T.J.	4-7	2-3	0-0	0-0	5	3	8	2	6	0	1	0	20
11	JAMES, Josh	1-2	0-0	3-4	0	1	1	0	5	0	0	0	0	11
25	PATTERSON, Ron	3-6	2-5	0-0	0-2	2	4	8	1	2	0	1	0	20
33	FRASER, Giovanni	0-1	0-1	0-0	0-0	0	1	1	0	0	0	0	0	6
0	BRENNAN, Aaron	2-3	0-0	0-0	0-0	1	0	1	1	4	0	0	1	10
	Team					5	2	7	1	4	4	0	0	1

## Game 13

### NU 72, Houston Baptist 63

#### Dec. 22, 2016 • Evanston, Ill.

Northwestern used a solid defensive effort in the second half to overcome a slow start to earn a 72-63 victory over Houston Baptist at Welsh-Ryan Arena. Scottie Lindsey paced four Wildcats in double figures with 19 points. The Huskies got off to a good start offensively and led the Wildcats 16-11 eight minutes into the contest. A 3-pointer by Lindsey trimmed the NU deficit to two, but Houston Baptist responded by pushing its lead to seven, 23-16, as the clock went under 8 minutes left in the opening half. Houston Baptist eventually took a 35-25 halftime lead as Northwestern managed just 26.7 percent shooting (8-30) over the opening 20 minutes of play. The Huskies, meanwhile, connected on 53.8 percent (14-26) of their first-half field goal attempts. NU pecked away at the deficit at the start of the second period as 3-pointers by Sanjay Lumpkin and Bryant McIntosh got the Wildcats within four just over two minutes into the half. Northwestern twice got within one before a putback basket by Lumpkin gave the 'Cats a 45-44 lead as the clock went under 13 minutes remaining. Trailing by a point, Lindsey nailed a corner triple before Brown made a pair from the charity stripe and then scored in the lane, giving NU a 52-46 advantage with 9 minutes left. The Wildcats' lead was still at six when Vic Law grabbed an offensive rebound and scored to make it 58-50 with 5 minutes to go. Law's three-point play a minute later extended the advantage to 11 and Houston Baptist was unable to get closer than six the rest of the way.

#### Houston Baptist 63 • 4-6

#	Player	Total		3-Ptr		Rebounds		PF	TP	A	TO	Blk	Stl	Min
		FG	FGA	FG	FGA	FT	FTA							
15	Chukwujeoku, Reveal	f	4-10	0-3	2-2	3	4	7	4	10	1	3	0	31
5	Lasher, Colter	f	6-10	0-2	1-2	0	4	4	3	13	4	4	0	1
44	Ibarra, Josh	c	1-6	0-0	1-2	1	3	4	4	3	0	2	1	0
3	Cantwell, Asa	g	1-2	1-2	0-0	0	2	2	5	3	1	0	0	20
30	Bonds, Braxton	g	2-8	0-2	0-0	2	4	6	3	4	2	1	0	2
11	Russell, Atif	g	5-8	0-2	3-5	0	6	6	2	13	2	3	1	22
2	Weber, Jalen	g	0-1	0-0	2-2	0	2	2	3	2	1	1	0	12
23	Fountain, Alex	g	2-5	1-3	6-9	1	3	4	2	11	2	0	3	0
4	Stetter, Cody	g	1-4	0-0	2-2	1	1	2	4	1	0	1	0	11
Team														
Totals		22-54		2-14		17-24		10		31		41		28
FG % 1st Half:		14-26		53.8%		2nd half:		8-28		28.6%		Game:		22-54 40.7%
3FG % 1st Half:		2-5		40.0%		2nd half:		0-9		0.0%		Game:		2-14 14.3%
FT % 1st Half:		5-6		83.3%		2nd half:		12-18		66.7%		Game:		17-24 70.8%

#### Northwestern 72 • 11-2

#	Player	Total		3-Ptr		Rebounds		PF	TP	A	TO	Blk	Stl	Min
		FG	FGA	FG	FGA	FT	FTA							
34	Lumpkin, Sanjay	f	3-4	1-2	4-5	3	6	9	2	11	1	1	0	0
4	Law, Vic	f	4-12	1-5	2-5	2	6	8	3	11	2	1	1	32
25	Benson, Barret	c	1-2	0-0	1-2	4	2	6	1	3	3	0	2	0
30	Lindsey, Scottie	g	7-22	2-10	3-3	1	4	5	1	19	1	1	0	35
30	McIntosh, Bryant	g	3-15	1-4	2-4	1	2	3	2	9	6	5	0	1
12	Brown, Isiah	g	3-7	1-2	5-8	1	1	2	2	12	1	1	0	29
23	Taphorn, Nathan	g	0-2	0-1	0-0	0	1	1	1	0	0	1	0	9
44	Skelly, Gavin	g	3-3	1-1	0-0	2	0	2	5	7	0	0	2	0
Team														
Totals		24-67		7-25		17-27		25		42		17		72
FG % 1st Half:		8-30		26.7%		2nd half:		16-37		43.2%		Game:		22-54 35.8%
3FG % 1st Half:		4-13		30.8%		2nd half:		3-12		25.0%		Game:		7-25 28.0%
FT % 1st Half:		5-6		83.3%		2nd half:		12-21		57.1%		Game:		17-24 70.8%

Officials: Larry Scrotto, Lewis Garrison, Courtney Green  
Technical fouls: Houston Baptist-None. Northwestern-None.  
Attendance: 6372

Score by periods		1st	2nd	Total
Houston Baptist		35	28	63
Northwestern		25	47	72

Last FG - HBU 2nd-00:12, NU 2nd-00:18.  
Largest lead - HBU by 12 1st-04:45, NU by 11 2nd-04:01.  
HBU led for 23:12, NU led for 14:27. Game was tied for 02:21.

#### Northwestern 87 • 12-2, 1-0

#	Player	Total		3-Ptr		Rebounds		PF	TP	A	TO	Blk	Stl	Min
		FG	FGA	FG	FGA	FT	FTA							
04	Law, Vic	f	4-9	1-4	3-4	5	7	12	5	12	5	3	0	30
34	Lumpkin, Sanjay	f	4-1	0-0	2-2	1	6	7	4	3	3	1	1	24
25	Benson, Barret	c	2-4	0-0	2-5	3	1	4	6	2	0	0	2	15
30	Lindsey, Scottie	g	9-14	5-8	8-9	0	5	5	4	31	2	2	1	35
30	McIntosh, Bryant	g	5-13	1-4	0-0	2	3	5	3	11	8	2	0	36
12	Brown, Isiah	g	2-9	1-4	4-4	0	0	0	2	9	0	1	0	16
23	Ash, Jordan	g	0-0	0-0	0-0	0	0	0	0	0	0	0	0	2
32	Taphorn, Nathan	g	1-4	1-4	0-0	0	0	2	2	3	0	1	0	13
44	Skelly, Gavin	g	4-9	2-2	2-2	2	3	5	3	12	0	2	2	19
Team														
Totals		28-63		11-26		20-26		14		27		47		87
FG % 1st Half:		19-34		55.9%		2nd half:		9-29		31.0%		Game:		28-63 44.4%
3FG % 1st Half:		6-12		50.0%		2nd half:		5-14		35.7%		Game:		11-26 42.3%
FT % 1st Half:		7-10		70.0%		2nd half:		13-16		81.3%		Game:		20-26 76.9%

#### Penn State 77 • 8-6, 0-1

#	Player	Total		3-Ptr		Rebounds		PF	TP	A	TO	Blk	Stl	Min
		FG	FGA	FG	FGA	FT	FTA							
11	Shields, Lamar	f	5-10	0-0	2-2	1	3	4	1	12	1	2	0	0
24	Watkins, Mike	f	3-4	0-0	2-6	2	6	8	4	8	1	3	1	24
10	Carr, Tony	g	5-13	1-4	4-5	0	7	7	4	15	3	3	0	35
23	Reaves, Josh	g	7-16	3-6	5-7	2	2	4	3	22	4	2	2	37
33	Garner, Shep	g	2-9	0-3	4-8	0	3	4	0	8	1	1	0	35
10	Banko, Rayton	g	1-3	0-1	4-4	0	1	4	0	4	6	0	0	21
05	Samuel, Terrence	g	1-4	0-1	2-2	1	1	2	0	4	0	0	0	11
21	Washington, Isaiah	g	0-0	0-0	0-0	0	0	0	1	0	0	0	0	1
44	Moore, Julian	g	1-1	0-0	0-0	1	1	2	0	2	0	1	0	9
Team														
Totals		25-60		4-15		23-35		19		77		10		51
FG % 1st Half:		10-33		30.3%		2nd half:		15-27		55.6%		Game:		25-60 41.7%
3FG % 1st Half:		2-10		20.0%		2nd half:		2-5		40.0%		Game:		7-15 46.7%
FT % 1st Half:		10-15		66.7%		2nd half:		13-19		68.4%		Game:		23-34 67.6%

Officials: Lamont Simpson, Donnie Eppley, Steve McClunkins  
Technical fouls: Northwestern-None. Penn State-None.  
Attendance: 5811

Score by periods		1st	2nd	Total
Northwestern		51	36	87
Penn State		32	45	77

Last FG - NU 2nd-00:23, PSU 2nd-00:18.  
Largest lead - NU by 24 2nd-05:29, PSU None.  
NU led for 38:38, PSU led for 00:00. Game was tied for 01:22.

#### Northwestern 52 • 12-3, 1-1 B1G

#	Player	Total		3-Ptr		Rebounds		PF	TP	A	TO	Blk	Stl	Min			
		FG	FGA	FG	FGA	FT	FTA								Off	Def	
04	Law, Vic	f	6-11	1-1	3-6	0	9	9	2	16	3	2	0	1	36		
34	Lumpkin, Sanjay	f	3-6	1-3	0-0	0	3	3	6	5	7	2	0	0	12		
25	Benson, Barret	c	0-1	0-0	0-0	2	1	3	3	0	0	1	0	1	26		
30	Lindsey, Scottie	g	3-11	3-6	2-2	0	3	3	1	11	0	0	0	0	26		
30	McIntosh, Bryant	g	3-14	0-3	1-1	0	0	0	5	7	5	2	0	1	37		
12	Brown, Isiah	g	1-4	0-1	1-3	0	0	0	0	3	1	1	0	0	37		
23	Ash, Jordan	g	0-0	0-0	0-0	0	0	0	0	0	0	0	0	0	0		
32	Taphorn, Nathan	g	3-5	2-4	0-0	0	2	2	8	2	1	1	1	1	21		
44	Skelly, Gavin	g	0-1	0-1	0-0	1	1	2	5	0	0	1	0	0	12		
Team																	
Totals		19-53		7-19		7-12		6		21		23		5		200	
FG % 1st half: 11-25    44.0%    2nd half: 8-18    44.4%    Game: 19-53    35.8%    1st half: 11-25    44.0%																	
3PT % 1st half: 6-12    50.0%    2nd half: 1-7    14.3%    Game: 7-19    36.8%    2nd half: 1-7    14.3%																	
FT % 1st half: 1-4    25.0%    2nd half: 1-3    33.3%    Game: 2-5    40.0%    2nd half: 1-3    33.3%																	
Rebounds    1st half: 1-4    25.0%    2nd half: 1-3    33.3%    Game: 6-21    28.6%    2nd half: 1-3    33.3%																	

## Game 16

### Minnesota 70, NU 66

#### Jan. 5, 2017 • Evanston, Ill.

Bryant McIntosh scored a game-high 21 points but Northwestern dropped its Big Ten home opener to Minnesota 70-66 contest at Welsh-Ryan Arena. Both teams opened the game hot, with the Gophers sinking their first five shots to counter Northwestern's three straight makes. Vic Law's 3-point play gave the 'Cats their first lead of the night, 17-16. Northwestern followed Law's outburst by forcing five straight empty Minnesota possessions. But the 'Cats went cold too, and the Gophers overcame a six-point deficit to jump in front 24-22. The first half then turned into a back-and-forth affair: Neither team could pull ahead by more than three points until McIntosh drove in for a buzzer-beating layup to give Northwestern a 39-35 edge at the break. The Wildcats played sharp defense coming out of the break, holding Minnesota without a field goal for almost five minutes. A steal and a dunk by Scottie Lindsey pushed the Wildcats' lead to 47-40. Northwestern continued to play lockdown defense, limiting the Gophers to a 1-of-12 start to the half. But the shots didn't fall for NU either, and a 10-0 Minnesota run behind threes from Akeem Springs and Amir Coffey put the visitors back ahead, 50-47. Law ended the NU scoring drought with a hard-fought layup off his own offensive rebound. The 'Cats trailed 54-51 at the second media timeout. The teams went back and forth from there, and a dunk from Pardon brought Northwestern back within three, 60-57, at the 3:11 mark. But cold outside shooting kept NU scoreless until a McIntosh layup with 19 seconds left, which again closed the gap to three. The junior followed with a 3-pointer on the next possession, but Minnesota hit its free throws late and held on to win.

#### Minnesota 70 • 14-2, 2-1 B1G

#	Player	Total		3-Ptr		Rebounds		PF	TP	A	TO	Bk	Stl	Min							
		FG	FGA	FG	FGA	FT	FTA														
1	Murphy, Jordan	3	7	0	1	1	4	0	7	3	1	3	1	31							
22	Lynch, Reggie	4	10	0	0	4	4	6	2	8	3	12	0	25							
1	McBrayer, Dupree	3	10	0	3	1	2	1	2	3	1	7	4	1							
2	Mason, Nate	2	8	0	2	8	9	0	5	5	0	12	7	1							
5	Coffey, Amir	7	12	3	6	0	3	2	2	4	0	17	3	0							
0	Springs, Akeem	3	6	2	5	0	2	0	2	0	0	8	1	1							
21	Konate, Bakary	2	2	0	0	0	1	2	3	2	4	0	0	0							
24	Curry, Eric	0	1	0	1	0	0	4	4	0	0	0	0	0							
42	Hurt, Michael	1	1	1	1	0	0	1	1	1	3	0	0	0							
Team		2	2	0	0	0	0	0	0	0	0	0	0	0							
Totals		25	57	6	19	14	22	12	29	41	10	70	16	8							
FG % 1st Half: 16-29 55.2%		2nd half: 9-28 32.1%		Game: 25-57 43.9%		Deadball Rebounds															
3FG % 1st Half: 3-11 27.3%		2nd half: 3-8 37.5%		Game: 6-19 31.6%																	
FT % 1st Half: 0-4 0.0%		2nd half: 14-18 77.8%		Game: 14-22 63.6%																	

#### Northwestern 66 • 12-4, 1-2 B1G

#	Player		Total		3-Ptr		Rebounds				PF	TP	A	TO	Bk	Stl	Min
			FG	FGA	FG	FGA	FT	FTA	Off	Def							
12	Lumpkin, Sanjay	r	0-3	0-1	0-0	1	2	3	5	0	0	0	0	0	0	0	22
4	Law, Vic	4	4-12	2-5	4-4	3	5	8	2	14	1	1	3	0	0	0	32
5	Pardon, Derek	4	0-6	0-0	1-2	1	7	8	0	9	0	0	1	3	0	0	22
20	Lindsey, Scottie	4	1-12	0-5	2-2	0	2	2	3	10	4	0	0	2	0	0	30
30	McIntosh, Bryant	g	7-15	2-5	5-5	0	2	2	2	21	5	3	0	1	0	1	31
12	Brown, Isiah	0	0-0	0-0	0-0	0	0	0	0	0	0	0	2	0	0	0	2
23	Ash, Jordan	1	1-3	1-3	0-0	1	1	1	1	3	0	0	0	0	0	0	7
25	Benson, Barret	0	0-0	0-0	0-0	0	0	0	0	1	0	0	0	0	0	0	2
32	Taphorn, Nathan	2	2-3	1-1	0-0	0	0	0	0	5	1	1	0	0	0	0	15
44	Skelly, Gavin	2	2-9	0-6	0-0	2	4	6	2	4	0	2	1	0	1	0	23
Team			0	0	0	4	1	5	1	1	1	1	1	0	0	0	0
Totals			24	63	6	26	12	13	11	24	35	16	66	13	9	5	200
FG % 1st Half: 13-25 52.0%			2nd half: 11-38 28.9%			Game: 24-63 38.1%			Deadball								
3FG % 1st Half: 5-11 45.5%			2nd half: 1-15 6.7%			Game: 6-26 23.1%			Rebounds								
FT % 1st Half: 8-9 88.9%			2nd half: 4-4 100.0			Game: 12-13 92.3%											

Officials: Gene Stentore, Paul Szalc, Chris Beaver  
Technical fouls: Minnesota-None, Northwestern-None.  
Attendance: 7215

Score by periods	1st	2nd	Total
Minnesota	35	35	70
Northwestern	39	27	66

Last FG - MINN 2nd-01:27, NU 2nd-00:04.  
Largest lead - MINN by 6 1st-16:32, NU by 7 2nd-16:51.  
MINN led for 17:56, NU led for 17:17. Game was tied for 04:47.

#### Northwestern 74 • 13-4, 2-2

#	Player		FG	FGA	3-Ptr	FG3A	FT	FTA	Rebounds	PF	TP	A	TO	Bk	Stl	Min
									Off	Def	Total					
4	Law, Vic	r	5-9	5-6	0-0	1	4	5	0	15	2	20	4	0	0	31
05	Pardon, Derek	r	6-8	6-8	0-0	1	2	3	2	13	1	1	1	1	1	32
20	Lindsey, Scottie	g	6-12	7-7	5-5	1	2	3	2	23	19	1	2	0	2	33
30	McIntosh, Bryant	g	3-10	1-4	4-4	1	3	4	3	11	4	1	0	1	1	35
34	Lumpkin, Sanjay	g	1-4	0-2	0-0	4	4	3	2	2	2	0	0	0	0	6
12	Brown, Isaiah		0-0	0-0	2-2	0-0	0-0	2	0	1	0	0	0	0	0	6
23	Ash, Jordan		0-1	0-1	0-0	0-0	0-0	0	0	0	0	2	0	0	0	6
32	Taphorn, Nathan		1-1	1-1	0-0	0	2	2	2	3	1	0	0	0	0	11
44	Skelly, Gavin		3-4	2-3	1-1	0	4	4	9	1	3	0	2	2	23	23
Team																
Totals			25-49	11-24	13-14	7	23	30	16	74	15	11	6	20		
FG % 1st Half: 13-25 52.0%    2nd half: 12-24 50.0%    Game: 25-49 51.0%																
3FG % 1st Half: 6-14 42.9%    2nd half: 5-10 50.0%    Game: 11-24 45.8%																
FT % 1st Half: 1-1 100.0%    2nd half: 12-13 92.3%    Game: 13-14 92.9%																
Deadball Rebounds																

#### Nebraska 66 • 9-7, 3-1

#	Player	Total		3-Ptr		Rebounds		PF	TP	A	TO	Bk	Stl	Min		
		FG	FGA	FG	FGA	FT	FTA									
12	Jacobson, Michael	1	4	0	0	2	2	5	10	0	12	0	2	0	32	
30	Morrow Jr., Ed	3	6	0	0	1	1	1	2	4	7	0	0	0	17	
00	Webster, Tai	5	14	2	6	5	7	0	6	6	2	17	3	0	28	
05	Watson Jr., Glynn	2	11	0	4	2	2	0	2	2	1	6	3	0	34	
11	Taylor, Evan	3	7	1	1	0	0	2	2	2	11	4	2	0	29	
02	Horne, Jeriah	1	3	0	1	0	0	1	0	1	0	2	0	0	0	
10	McVeigh, Jack	2	4	2	3	0	0	1	1	0	6	0	0	0	12	
15	Roby, Isaiah	1	2	1	1	0	0	1	0	1	3	2	1	0	17	
23	Tshimanga, Jordy	1	3	0	0	1	3	1	4	3	2	0	1	0	14	
Team		1	1	0	0	1	1	0	1	1	1	1	0	0	0	
Totals		25	58	6	16	10	13	12	18	30	13	66	12	9	6	200
FG % 1st Half: 16-34 47.1%		2nd half: 9-24 37.5%		Game: 25-58 43.1%		Deadball										
3FG % 1st Half: 3-9 33.3%		2nd half: 3-7 42.9%		Game: 6-16 37.5%		Rebounds										
FT % 1st Half: 2-4 50.0%		2nd half: 8-9 88.9%		Game: 10-13 76.9%												
Officials: Mike Deane, Glen Haskins, Eddy Vanzo																

Officials: Mike Eades, Glenn Mayborg, Edwin Young  
Technical fouls: Northwestern-None, Nebraska-None.  
Attendance: 15053

Score by periods	1st	2nd	Total
Northwestern	33	41	74
Nebraska	37	29	66

Last FG - NU 2nd-00:58, NEB 2nd-00:50.  
Largest lead - NU by 10 1st-02:37, NEB by 8 1st-15:13.  
NU led for 20:56, NEB led for 15:50. Game was tied for 03:05.

#### Northwestern 69 • 14-4, 3-2

#	Player	r	Total		3-Ptr		Rebounds		PF	TP	A	TO	Bk	Stl	Min			
			FG	FGA	FG	FGA	FT	FTA										
04	Law, Vic	f	7	14	0	4	9	2	6	8	4	23	0	0	2	1	26	
34	Lumpkin, Sanjay	r	0	3	0	1	0	1	3	4	4	0	1	3	1	0	33	
05	Pardon, Derek	g	4	7	0	0	0	0	8	2	11	2	8	1	1	8	30	
20	Lindsey, Scottie	g	5	14	1	7	3	5	0	7	7	3	14	1	1	0	1	32
30	McIntosh, Bryant	g	2	10	0	2	2	2	2	1	6	4	3	1	1	0	1	31
12	Brown, Isaiah	g	4	9	1	2	2	2	1	2	2	11	0	2	0	1	0	14
23	Ash, Jordan	g	0	0	0	0	0	0	0	0	0	0	0	0	0	0	0	0
25	Benson, Barret	g	0	0	0	0	0	0	0	0	0	0	0	0	0	1	0	3
32	Taphorn, Nathan	g	0	1	0	1	2	2	1	0	1	3	2	0	0	0	0	7
44	Skelly, Gavin	g	2	5	1	3	0	0	5	5	10	4	5	4	3	2	0	22
Team			0	0	0	0	0	0	0	0	0	0	0	0	0	0	0	0
Totals				24	63	3	20	18	20	29	49	23	69	11	13	15	4	200
FG % 1st Half: 9-34 26.5%			2nd half: 15-29 51.7%			Game: 24-63 38.1%			Deadball			Rebounds						
3FG % 1st Half: 2-13 15.4%			2nd half: 1-7 14.3%			Game: 1-12 8.3%												
FT % 1st Half: 5-6 83.3%			2nd half: 13-14 92.9%			Game: 18-20 90.0%												

#### Rutgers 60 • 11-7, 0-5

#	Player	r	Total		3-Ptr		Rebounds		PF	TP	A	TO	Bk	Stl	Min
			FG	FTA	FG	FTA	Off	Def							
11	Omoruyi, Eugene	r	3-7	0-0	1-2	2	1	3	1	7	0	2	0	0	21
12	Franklin, Deshawn	r	1-1	0-0	5-5	0	1	1	12	0	1	1	1	14	24
14	Gettys, C.J.		2-6	0-0	2	4	6	3	4	0	1	0	1	0	18
20	Johnson, Nigel		2-14	0-5	4-4	1	1	2	3	8	1	1	1	0	31
23	Sanders, Corey		7-17	0-3	4-8	2	1	3	2	18	4	2	1	1	33
25	DeSantis, Thachulee		0-0	0-0	0-0	0	0	0	1	0	1	0	0	0	10
26	Laurent, Jonathan		1-2	0-0	0-0	0	0	0	2	0	0	1	0	1	8
28	Williams, Mike		2-8	0-3	1-1	3	1	4	3	5	0	1	0	1	21
31	Sh, Candido		1-1	0-0	0-0	3	0	3	1	2	2	0	0	0	10
32	Galio, Ibrahim		1-4	0-0	0-0	2	0	4	1	2	1	2	0	0	15
35	Thiam, Issa		0-0	0-0	0-0	0	0	0	0	0	0	0	0	0	5
	Team					0	0	0							
	Totals		22-69	1-12	15-23	21	20	41	17	60	10	9	8	5	200



## Game 19

### NU 89, Iowa 54

#### Jan. 15, 2017 • Evanston, Ill.

Northwestern never trailed in rolling to its largest margin of victory ever over Iowa, notching a 89-54 victory at Welsh-Ryan Arena. Scottie Lindsey posted 22 points, 8 rebounds, 5 assists and 3 steals while Bryant McIntosh totaled 20 points and 10 assists. Dererk Pardon (14) and Vic Law (12) also scored in double figures for the Wildcats who won their third consecutive game. NU jumped on the Hawkeyes early, scoring the first eight points of the game. The Hawkeyes closed to with 25-22 with eight minutes left in the first half, but the Wildcats utilized a 14-1 run over a four-minute span to extend their advantage to 16. Northwestern eventually took a 44-32 halftime lead behind 13 points from McIntosh and a 22-8 advantage in points in the paint. The 'Cats pushed their advantage to 18 early in the second period, but Iowa rallied back behind its bench, closing to within 56-47 with 13 minutes remaining. However, it was all Northwestern the rest of the way. The Wildcats limited Iowa to only two field goals the remainder of the contest as the hosts closed out the game on a 33-7 run. Lindsey tallied 14 of his points following the intermission and Northwestern shot 66.7 percent (18-27) from the field over the final 20 minutes of play. The Wildcats shot a season-best 59.7 percent overall in the contest while dishing out 29 assists, their second most ever in a Big Ten game. NU finished the game with a 42-18 edge in points in the paint while matching a season high with 11 3-pointers. The 35-point margin of victory topped the previous best of 25 points set during the 1930-31 season. Peter Jok of Iowa, who entered the game as the Big Ten's leading scorer at 22.9 points per contest, was held to a season-low 4.

#### Iowa 54 • 11-8, 3-3 B1G

#	Player	Total		3-Ptr		Rebounds		PF	TP	A	TO	Bk	Stl	Min
		FG	FGA	FG	FGA	FT	FTA							
35	Pernsi, Cordell	0-2	0-0	2-4	1	0	1	0	2	0	2	0	1	13
5	Cook, Tyler	3-8	0-0	8-9	0	5	5	2	14	1	2	0	1	29
14	Jok, Peter	2-9	0-4	0-0	1	2	3	2	4	0	1	0	0	21
3	Bohannon, Jordan	2-7	2-6	0-0	0	3	3	0	6	2	3	0	0	31
4	Moss, Isaiah	1-4	0-0	0-0	0	0	0	1	2	1	3	0	0	16
6	Wagner, Ahmad	1-1	0-0	0-2	0	1	1	2	2	5	1	0	0	13
10	Williams, Christian	2-5	0-0	1-3	2	1	3	1	5	1	0	0	2	18
15	Kriener, Ryan	6-7	1-2	1-2	2	0	2	1	14	0	1	0	0	22
24	Ellingson, Brady	0-4	0-3	2-2	0	0	0	1	2	2	0	0	1	19
51	Baer, Nicholas	1-4	1-2	0-0	1	1	2	3	0	1	0	1	1	18
Team														
Totals		18-51	4-17	14-22	8	16	24	13	54	12	14	0	6	200

FG % 1st Half:	10-24	41.7%	2nd half:	8-27	29.6%	Game:	18-51	35.3%	Deadball
3FG % 1st Half:	2-8	25.0%	2nd half:	2-9	22.2%	Game:	4-17	23.5%	Rebounds
FT % 1st Half:	10-14	71.4%	2nd half:	4-8	50.0%	Game:	14-22	63.6%	4

#### Northwestern 89 • 15-4, 4-2 B1G

#	Player	Total		3-Ptr		Rebounds		PF	TP	A	TO	Bk	Stl	Min
		FG	FGA	FG	FGA	FT	FTA							
34	Lumpkin, Sanjay	2-2	1-1	0-2	1	6	7	1	5	5	1	0	1	28
4	Law, Vic	5-9	2-4	0-0	1	1	2	2	12	3	3	0	1	26
5	Pardon, Dererk	7-12	0-0	0-2	5	4	9	3	14	2	1	2	2	32
30	Lindsey, Scottie	9-11	3-7	3-3	2	3	8	2	22	5	2	1	0	33
3	McIntosh, Bryant	9-11	2-3	0-0	1	1	20	10	1	0	1	0	1	32
10	Hall, Charlie	0-1	0-1	0-0	0	1	1	0	0	0	0	0	0	1
12	Brown, Isiah	3-5	1-2	0-0	0	2	3	7	1	2	0	1	16	1
23	Ash, Jordan	1-1	1-1	0-0	0	1	1	0	3	0	0	0	0	2
25	Benson, Barret	0-0	0-0	0-0	0	0	0	1	0	0	0	0	0	3
32	Taphorn, Nathan	0-3	0-3	0-0	0	1	1	2	0	1	0	0	0	11
44	Skelly, Gavin	2-3	1-2	1-2	2	0	2	3	6	2	1	2	16	1
Team														
Totals		37-62	11-24	4-9	11	28	39	18	89	29	12	4	10	200

FG % 1st Half:	19-35	54.3%	2nd half:	18-27	66.7%	Game:	37-62	59.7%	Deadball
3FG % 1st Half:	5-12	41.7%	2nd half:	6-12	50.0%	Game:	11-24	45.8%	Rebounds
FT % 1st Half:	1-3	33.3%	2nd half:	3-6	50.0%	Game:	4-9	44.4%	3.1

Officials: Brian Dorsey, Donnie Eppley, Steve McClunkins  
Technical fouls: Iowa-None, Northwestern-None.  
Attendance: 7732

Score by periods		1st	2nd	Total
Iowa		32	22	54
Northwestern		44	45	89

Last FG - Iowa 2nd-03:49, NU 2nd-01:39.  
Largest lead - Iowa None, NU by 36:20-01:39.  
Iowa led for 00:00. NU led for 39:27. Game was tied for 00:33.

Score tied - 0 times.  
Lead changed - 0 times.

## Game 20

### NU 74, Ohio State 72

#### Jan. 22, 2017 • Columbus, Ohio

Scottie Lindsey scored a game-high 21 points to help Northwestern outlast Ohio State at Value City Arena, 74-72. Bryant McIntosh got the 'Cats out of the gates with a 3-pointer, but the Wildcats were cold from the field early on. Despite the shooting struggles, NU tied the game 11-11 on Vic Law's basket with 12:51 remaining in the opening half. The Buckeyes responded by scoring six straight points but McIntosh kept the Wildcats close as he scored 9 of the team's first 15 points. Northwestern's aggressiveness got Ohio State into foul trouble as the Wildcats were in the bonus by the midway point of the stanza, helping offset the Buckeyes' 11-of-16 start from the field. Lindsey's driving layup with 6:46 remaining knotted the game at 23 before Isiah Brown gave NU the lead with a free throw as the run eventually grew to 10-0, putting the guests in front 27-23. Ohio State regained the lead with a brief five-point surge, but the Wildcats finished the half strong, stringing together nine straight points before eventually taking a 36-31 lead into the intermission. An eight-point run spanning both halves allowed the hosts to tie the game early in the second period. The game was knotted a 43 when a jumper by Law and a transition triple by Lindsey put Northwestern up by five. Ohio State came back to take a 55-52 lead on a C.J. Jackson 3-pointer with 8:42 remaining. Baskets by Lindsey and Sanjay Lumpkin put the Wildcats back up by one with 5:22 left. The advantage was one with under four minutes remaining when Isiah Brown made a tough basket in the lane and then came up with a steal and a layup to make it 63-58 with three minutes to go and NU made 11 of 12 free throw attempts down the stretch to seal the win.

#### Northwestern 74 • 16-4, 5-2 B1G

#	Player	Total		3-Ptr		Rebounds		PF	TP	A	TO	Bk	Stl	Min
		FG	FGA	FG	FGA	FT	FTA							
44	Law, Vic	4-13	0-3	2-2	2	3	5	4	10	1	2	0	1	31
06	Pardon, Dererk	1-7	0-0	0-0	4	4	8	4	2	5	2	2	0	32
20	Lindsey, Scottie	7-14	3-9	4-6	0	2	2	3	21	0	1	0	1	35
30	McIntosh, Bryant	4-12	2-7	7-8	1	2	3	3	17	1	2	0	1	30
4	Lumpkin, Sanjay	2-4	1-3	3-4	3	8	11	4	8	2	0	0	0	29
12	Brown, Isiah	3-7	0-1	1-2	1	1	2	1	7	3	0	1	1	16
25	Benson, Barret	1-1	0-0	0-0	0	0	0	2	2	0	0	0	1	5
32	Taphorn, Nathan	0-0	0-0	0-0	0	1	1	0	0	0	0	0	0	5
44	Skelly, Gavin	2-6	1-1	2-2	2	2	4	2	7	2	1	1	0	17
Team														
Totals		24-64	7-24	19-24	15	24	39	23	74	13	8	4	5	200

FG % 1st Half:	14-33	42.4%	2nd half:	10-31	32.3%	Game:	24-64	37.5%	Deadball
3FG % 1st Half:	3-13	23.1%	2nd half:	4-11	36.4%	Game:	7-24	29.2%	Rebounds
FT % 1st Half:	1-3	33.3%	2nd half:	14-16	87.5%	Game:	19-24	79.2%	2

#### Ohio State 72 • 12-8, 2-5 B1G

#	Player	Total		3-Ptr		Rebounds		PF	TP	A	TO	Bk	Stl	Min
		FG	FGA	FG	FGA	FT	FTA							
01	Tate, Jae'Sean	6-12	1-3	1-6	1	5	6	4	14	2	1	0	2	30
08	Loving, Marc	2-8	0-3	1-2	2	3	5	2	2	2	1	0	1	35
23	Thompson, Trevor	4-6	0-0	3-6	7	8	15	2	11	0	2	0	0	33
13	Lyle, JaQuan	3-7	2-3	5-7	0	2	2	4	13	4	4	0	1	33
15	Williams, Kam	4-12	2-6	0-0	0	1	1	3	10	2	1	0	0	34
04	Potter, Micah	4-6	1-3	0-0	1	1	2	4	9	0	0	0	0	6
03	Jackson, C.J.	2-4	1-2	2-2	0	6	6	1	7	2	3	0	0	22
24	Wesson, Andre	1-2	1-2	0-0	0	0	0	2	3	0	0	2	0	7
Team														
Totals		26-57	8-22	12-23	12	28	40	22	72	12	13	3	3	200

FG % 1st Half:	14-27	51.9%	2nd half:	12-30	40.0%	Game:	26-57	45.6%	Deadball
3FG % 1st Half:	3-13	23.1%	2nd half:	5-13	38.5%	Game:	12-23	52.2%	Rebounds
FT % 1st Half:	0-1	0.0%	2nd half:	12-22	54.5%	Game:	12-23	52.2%	6

Officials: Terry Wymer, Terry Oglesby, Mike Eades  
Technical fouls: Northwestern-None, Ohio State-None.  
Attendance: 13369

Score by periods		1st	2nd	Total
Northwestern		24	50	74
Ohio State		31	41	72

Last FG - NU 2nd-03:07, OSU 2nd-00:01.  
Largest lead - NU by 8 1st-00:52, OSU by 6 1st-11:35.  
NU led for 19:14. OSU led for 16:04. Game was tied for 04:42.

Score tied - 10 times.  
Lead changed - 8 times.

## Game 21

### NU 73, Nebraska 61

#### Jan. 26, 2017 • Evanston, Ill.

Dererk Pardon led the way with 19 points and 22 rebounds, and Vic Law added 20 points as Northwestern recorded its fifth-straight Big Ten win, defeating Nebraska 73-61 at Welsh-Ryan Arena. Law propelled Northwestern to a 12-4 start with two early three-point plays. His first came on a corner 3-pointer, the second on an and-one off an inbound pass. But Nebraska held the 'Cats in check, forcing eight-straight missed field goals during a 12-2 run to reclaim the lead. Neither side able to gain more than a two-point edge until Northwestern pulled ahead 27-23 with 2:33 left on a Pardon putback dunk. Isiah Brown followed shortly after with a triple, opening the lead up to six. The freshman guard finished the half with nine points, tied with Pardon for the team lead, and the 'Cats rolled into the break with a 32-29 edge. After a sloppy start to the second half by both sides, Bryant McIntosh hit a three on a fast break four minutes in, upping the 'Cats lead to six. The 'Cats started to heat up just before the midway point in the half, when Law took advantage of some open space on a fast break to sink his second three of the game to put the 'Cats up by eight. Back-to-back scores brought Nebraska within four, and the advantage was still four, 57-53, as the clock went under five minutes remaining. Law hit two free throws and then followed by slamming home an alley-oop lob from McIntosh to push the lead to eight. Nebraska was still within nine with three and a half minutes remaining, but Pardon scored on a putback, Law hit two free throws and Sanjay Lumpkin hit a 3-pointer during a 16-1 run that clinched the victory.

#### Nebraska 61 • 9-11, 3-5 B1G

#	Player	Total		3-Ptr		Rebounds		PF	TP	A	TO	Bk	Stl	Min
		FG	FGA	FG	FGA	FT	FTA							
12	Jacobson, Michael	2-9	0-0	1-3	6	3	9	2	5	2	0	0	1	31
15	Roby, Isaiah	0-1	0-0	0-0	0	0	0	3	0	1	2	1	0	20
0	Webster, Tai	9-23	2-6	3-4	1	5	6	1	23	3	3	0	3	37
11	Taylor, Evan	2-4	0-1	0-0	0	3	3	5	4	1	2	0	0	28
5	Watson Jr., Glynn	5-15	0-3	4-7	1	2	3	14	5	1	1	2	35	35
10	McVeigh, Jack	3-8	1-5	1-1	2	5	7	2	8	0	0	1	0	30
23	Fuller, Nick	0-0	0-0	0-0	0	4	4	0	0	0	0	0	0	10
2	Tshimanga, Jordy	2-3	0-0	3-4	0	4	4	4	7	0	4	1	0	9
Team														
Totals		23-63	3-15	12-19	15	26	41	19	61	12	13	4	6	200

Northwestern 73 • 17-4, 6-2 B1G									
		Total	3-Ptr			Rebounds			

## Game 22

### NU 68, Indiana 55

#### Jan. 29, 2017 • Evanston, Ill.

Bryant McIntosh posted 21 points and 8 assists and Northwestern held visiting Indiana to 32 percent shooting to earn its sixth-straight Big Ten win, 68-55. The Hoosiers jumped out to a 10-1 lead while NU struggled to find open looks. The 'Cats closed the gap to 10-7 heading into the first media timeout. After the break, NU used a stellar defensive stretch of its own to pull ahead. During a 20-2 run spanning almost eight minutes, NU held Indiana without a basket and got scoring contributions from six different players. A steal and breakaway dunk by Lumpkin brought the sold-out crowd to its feet before Nathan Taphorn's corner three-pointer on the next possession extended NU's lead to seven. The Hoosiers' offense reemerged after they called a 30-second timeout just before the eight-minute mark, but triples from Law and McIntosh put NU ahead 29-18. By halftime, McIntosh had 11 points on 4-of-7 shooting, with five assists, and Northwestern led 35-23. The 'Cats quickly opened up a 16-point lead, their largest of the game, thanks to another well-balanced scoring run. Lumpkin found space on the wing for a wide-open three, and McIntosh scored four early points to put NU in front 44-28 less than five minutes into the second half. Northwestern's defense, which came in limiting opponents to 38.6 percent shooting, continued to force Indiana to take outside shots. The Hoosiers began the half 3-of-13 from the floor and registered just two points in the paint until Davis' layup made it 49-36 with 10:39 left. But McIntosh nailed his second three of the game, and Northwestern's lead was back up to 16 with 7:28 to go. The 'Cats never let Indiana within more than 12 points, and finished with a decisive 68-55 win.

#### Indiana 55 • 14-8, 4-5

#	Player	Total		3-Ptr	Rebounds		PF	PT	A	TO	Bk	Stl	Min
		FG	FGA		Off	Def							
13	Morgan, Juwan	5	12	1-2	1	4	2	3	0	0	0	0	28
31	Bryant, Thomas	7	13	2-4	7	11	3	9	12	3	2	2	36
11	Green, Devonte	1	7	1-4	0	0	0	1	1	1	3	0	28
2	Newkirk, Josh	1	8	0-3	3	3	0	2	2	3	5	7	1
4	Johnson, Robert	4	13	4-6	0	1	0	3	4	12	1	3	0
6	Jones, Curtis	0	0	0-0	0	0	0	1	1	0	0	0	23
15	McRoberts, Zach	1	2	1-1	0	0	0	0	0	2	3	0	0
20	Davis, De'Ron	2	5	0-0	2	4	1	1	2	1	6	0	1
21	McSwain Jr., Freddie	0	0	0-0	1	3	1	4	0	0	0	1	0
24	Gelony, Grant	0	0	0-0	0	0	0	0	0	0	0	0	0
Team		5		2	7								
Totals		17	53	8-21	13	22	13	24	37	16	55	10	13

FG % 1st Half: 8-25	32.0%	2nd half: 9-28	32.1%	Game: 17-53	32.1%	Deadball
3FG % 1st Half: 4-11	36.4%	2nd half: 4-10	40.0%	Game: 8-21	38.1%	Rebounds
FT % 1st Half: 3-5	60.0%	2nd half: 10-16	62.5%	Game: 13-22	59.1%	2

#### Northwestern 68 • 18-4, 7-2

#	Player	Total		3-Ptr	Rebounds		PF	PT	A	TO	Bk	Stl	Min
		FG	FGA		Off	Def							
34	Lumpkin, Sanjay	4	6	1-2	6	7	1	2	3	15	0	0	0
4	Law, Vic	2	12	1-5	4	6	0	12	12	3	9	1	1
5	Pardon, Derek	0	0	0-0	0	2	5	7	3	0	0	0	0
30	Lindsey, Scottie	6	14	0-4	0	0	0	2	3	4	12	1	1
30	McIntosh, Bryant	7	13	2-4	5	6	0	4	4	3	21	8	4
12	Brown, Isiah	0	3	0-1	2	2	1	0	1	0	2	0	0
25	Benson, Barret	2	3	0-0	0	0	0	1	1	3	4	2	0
23	Taphorn, Nathan	2	3	1-2	0	0	0	0	0	5	0	0	0
44	Skelly, Gavin	0	2	0-0	0	0	0	1	2	0	0	1	0
Team		6		2	8								
Totals		23	56	5-18	17	21	11	30	41	21	68	12	7

FG % 1st Half: 13-30	43.3%	2nd half: 10-26	38.5%	Game: 23-56	41.1%	Deadball
3FG % 1st Half: 3-12	25.0%	2nd half: 2-6	33.3%	Game: 5-18	27.8%	Rebounds
FT % 1st Half: 4-8	50.0%	2nd half: 11-13	84.6%	Game: 17-21	81.0%	2

Officials: Terry Oglesby, Lamont Simpson, Paul Seel  
Technical fouls: Indiana-None, Northwestern-None.  
Attendance: 8117

Score by periods		1st	2nd	Total
Indiana		23	32	55
Northwestern		35	33	68

Last FG - IND 2nd-00:01, NU 2nd-00:08.  
Largest lead - IND by 9 1st-15:32, NU by 18 2nd-07:28.  
IND led for 09:25, NU led for 29:37, Game was tied for 00:58.

#### Northwestern 59 • 18-5, 7-3

#	Player	Total		3-Ptr	Rebounds		PF	PT	A	TO	Bk	Stl	Min
		FG	FGA		Off	Def							
04	Law, Vic	0	7	0-1	1	3	2	2	4	4	1	1	1
34	Lumpkin, Sanjay	3	6	1-3	2	5	1	6	7	4	9	0	0
05	Pardon, Derek	3	7	0-0	0	1	2	3	4	4	6	1	0
12	Brown, Isiah	4	14	0-3	3	4	0	4	4	3	11	1	2
30	McIntosh, Bryant	9	19	1-4	3	3	0	4	1	22	4	1	0
10	Hall, Charlie	0	0	0-0	0	0	0	0	0	0	0	0	0
23	Ash, Jordan	0	0	0-0	0	0	0	0	0	0	0	0	0
25	Benson, Barret	2	4	0-0	4	2	1	3	3	8	0	0	0
44	Skelly, Gavin	3	5	0-3	2	2	1	0	3	2	1	2	0
Team		3		1	4								
Totals		21	60	2-14	15	22	10	20	30	22	59	8	3

FG % 1st Half: 8-25	32.0%	2nd half: 13-35	37.1%	Game: 23-56	41.1%	Deadball
3FG % 1st Half: 0-4	0.0%	2nd half: 2-10	20.0%	Game: 2-14	14.3%	Rebounds
FT % 1st Half: 4-8	50.0%	2nd half: 8-14	57.1%	Game: 15-22	68.2%	3

#### Purdue 80 • 18-5, 7-3

#	Player	Total		3-Ptr	Rebounds		PF	PT	A	TO	Bk	Stl	Min
		FG	FGA		Off	Def							
12	Edwards, Vincent	6	10	5-7	0	0	0	4	4	3	17	2	1
50	Swanigan, Caleb	7	11	2-4	8	9	3	13	16	5	24	1	4
03	Edwards, Carsen	2	9	1-4	4	4	0	4	4	2	9	0	2
1	Thompson, P.J.	6	12	1-1	0	2	1	3	4	3	0	0	0
31	Mathias, Dakota	4	5	2-3	3	4	0	4	1	13	2	1	0
02	McKeeman, Jon	0	0	0-0	0	0	0	0	0	0	0	0	0
14	Cline, Ryan	1	2	1-2	0	0	0	3	3	1	3	6	0
15	Osce, Tommy	0	0	0-0	0	0	0	0	0	0	0	0	0
24	Eifert, Grady	0	0	0-0	0	0	0	0	0	0	0	0	0
44	Haas, Isaac	3	9	0-0	5	8	2	2	4	3	11	1	3
55	Albrecht, Spike	0	2	0-2	0	1	2	1	2	1	0	2	1
Team		0		0	1	2							
Totals		24	50	12-23	20	25	8	33	41	20	80	17	12

FG % 1st Half: 14-23	60.9%	2nd half: 10-27	37.0%	Game: 24-50	48.0%	Deadball
3FG % 1st Half: 9-14	64.3%	2nd half: 3-9	33.3%	Game: 12-23	52.2%	Rebounds
FT % 1st Half: 8-10	80.0%	2nd half: 12-15	80.0%	Game: 20-25	80.0%	3

Officials: Terry Oglesby, Bill Ek, Eric Curry  
Technical fouls: Northwestern-None, Purdue-None.  
Attendance: 14804

Score by periods		1st	2nd	Total
Northwestern		23	36	59
Purdue		45	35	80

Last FG - NU 2nd-00:24, PURDUE 2nd-01:20.  
Largest lead - NU by 4 1st-18:53, PURDUE by 26 2nd-17:58.  
NU led for 05:39, PURDUE led for 34:05, Game was tied for 00:16.

## Game 24

### Illinois 68, NU 61

#### Feb. 7, 2017 • Evanston, Ill.

Bryant McIntosh scored a game-high 21 points and Vic Law added 16 behind four 3-pointers, but Northwestern fell in a closely contested 68-61 loss to Illinois at Welsh-Ryan Arena. After going up 10-4, NU quickly found itself trailing when the Illini rattled off a 15-0 run. Isiah Brown ended Northwestern's scoring drought by converting on a tough floater near the nine-minute mark, setting off a 9-2 'Cats run. Law rattled home a 3-pointer and Gavin Skelly poured in four quick points, and Northwestern was back within two points. Law, a force on the boards with seven first-half rebounds, again drained a deep 3-pointer from the wing to cut the deficit to one, 27-26. McIntosh followed by swishing mid-range jumper to put the 'Cats back ahead at the one-minute mark. The teams headed to halftime tied at 28. The 'Cats went up by four early in the second half, but the Illini went on a 7-2 run to tie up 44-39. After missing his first eight shots of the game, McIntosh had begun to heat up. After finishing the first half with three straight makes, he hit a fair of jumpers in quick succession just before the midway point of the second half. His second score brought Northwestern within three, 46-43, with 11:18 left. With Illinois up 51-48, McIntosh rattled off seven straight points for the 'Cats, capped off by a 3-pointer that gave Northwestern its first lead in nearly 10 minutes, 55-53. Illinois tied the game at 56, but Law continued his 3-point barrage, hitting an open shot from the corner off a feed from McIntosh. The Illini's Michael Finke leveled the score with a three of his own, and from there Illinois kept the 'Cats from scoring a field goal for the rest of the game.

#### Illinois 68 • 14-11, 4-8

#	Player	Total		3-Ptr	Rebounds		PF	PT	A	TO	Bk	Stl	Min
		FG	FGA		Off	Def							
12	Black, Leron	1	3	0-0	0	0	0	1	1	3	2	0	2
22	Morgan, Maverick	5	12	0-0	1	2	2	2	4	4	11	1	2
21	Hill, Malcolm	3	7	1-3	7	10	1	8	9	3	14	3	1
23	Jordan, Aaron	0	1	0-1	0	0	0	1	0	0	0	0	0
3	Lucas, Te'Jon	4	9	1-2	2	3	0	5	5	3	11	6	2
13	Abrams, Tracy	2	6	1-3	0	0	0	0	0	0	5	2	0
2	Nichols, Kipper	3	4	1-1	2	3	1	2	3	2	9	0	1
43	Finke, Michael	4	6	3-5	0	0	1	1	0	11	1	1	3
5	Coleman-Lands, Jalen	2	5	1-4	0	0	0	5	5	2	5	0	0
Team		2		1	2	3							
Totals		24	53	8-19	12	18	5	27	32	17	68	18	12

FG % 1st Half: 10-29	34.5%	2nd half: 14-24	58.3%	Game: 24-53	45.3%	Deadball
3FG % 1st Half: 4-10	40.0%	2nd half: 4-9	44.4%	Game: 8-19	42.1%	Rebounds
FT % 1st Half: 4-7	57.1%	2nd half: 8-11	72.7%	Game: 17-29	58.6%	2

#### Northwestern 61 • 18-6, 7-4

#	Player	Total		3-Ptr	Rebounds		PF	PT	A	TO	Bk	Stl	Min
		FG	FGA		Off	Def							
34	Lumpkin, Sanjay	0	2	0-2	0	0	0	3	4	0	1	0	1
4	Law, Vic	5	14	4-9	2	2	1	8	9	3	16	0	1
1	Jordan, Derek	2	5	0-0	2	2	4	6	0	2	2	0	35
12	Brown, Isiah	2	5	0-0	1	2	1	2	4	5	2	3	0
30	McIntosh, Bryant	8	20	1-3	4	6	0	3	3	21	4	6	0
23	Ash, Jordan	0	0	0-0	0	0	0	0	0	0	0	0	1
23	Taphorn, Nathan	1	5	1-3	2	1	0	1	4	5	0	0	0
44	Skelly, Gavin	1	5	0-3	6	6	3	6	2	8	1	2	1
	Team				2	3	5						
		19-56	50	3-20	12	16	19	61	14	2	5	20	



4

## VIC LAW

6-7 • 205 • R-So. • Forward  
South Holland, Ill.  
St. Rita

### 2016-17 SEASON NOTES

- Ranks 15th in the Big Ten with an average of 13.6 points per game
- Connected on eight straight 3-point attempts spanning three games from Nov. 11-16 and is shooting 42.7 percent (44-103) from beyond the arch this season (10th in Big Ten)
- Coming off missing entire 2015-16 season due to injury
- Participated in Under Armour All-America Camp in Charlotte last summer
- Returned to the court following a redshirt year in a season-opening win over Mississippi Valley State (11/11), scoring a then career-high 18 points with 6 rebounds, 4 assists and 2 steals
- Posted a career-high point total for the second straight game, tallying 26 in a win over Eastern Washington (11/14), including going 3-for-4 from 3-point range and 9-for-10 from the free throw line
- Connected on each of his first five 3-point attempts in scoring a team-high 17 points at Butler (11/16)
- Legends Classic all-tournament team selection
- Knocked down a career-high 9 shots in scoring 22 points with 5 rebounds and a career-best 4 blocked shots in a win over Bryant (11/25)
- Tallied 16 points while setting a career high with 5 assists in a win over DePaul (12/3)
- Connected on all eight of his free throw attempts in a victory over New Orleans (12/11)
- Scored a team-high 18 points in a victory over Chicago State (12/14)
- Pulled in a season-high 9 rebounds in a win over Dayton (12/17)
- Notched a double-double, posting 12 points and a career-best 12 rebounds to go along with 5 assists, in a win over Penn State in the Big Ten opener (12/27)
- Finished one rebound shy of a double at Michigan State (12/30), recording 16 points and 9 boards
- Knocked down each of his first five 3-point field goal attempts in scoring 15 points in a win at Nebraska (1/8)
- Scored 19 of his game-high 23 points in the second half of a win at Rutgers (1/12)
- Posted 14 of his team-high 20 points in the second half in a victory over Nebraska (1/26)
- Finished one rebound shy of a double-double against Illinois (2/7), recording 16 points and 9 rebounds with a pair of steals

### LAW'S GAME-BY-GAME STATISTICS

Opponent	GS	FG	3FG	FT	Reb	Pts	A	TO	B	S	Min
Miss. Valley State	*	7-10	3-4	1-7	6	18	4	5	0	2	26
Eastern Washington	*	7-13	3-4	9-10	4	26	0	0	0	0	37
at Butler	*	6-8	5-6	0-0	6	17	0	3	0	1	32
vs. Texas	*	2-4	1-2	4-4	3	9	0	2	0	2	19
vs. Notre Dame	*	6-12	2-4	0-0	7	14	2	2	0	0	33
Bryant	*	9-16	3-7	1-2	5	22	3	1	4	1	35
Wake Forest	*	3-11	1-6	0-2	2	7	2	0	0	2	33
DePaul	*	6-12	2-4	2-2	6	16	5	1	1	2	32
New Orleans	*	1-10	1-5	8-8	3	11	2	1	0	1	24
Chicago State	*	7-14	3-6	1-1	4	18	4	3	0	1	36
vs. Dayton	*	2-8	0-3	2-6	9	6	1	1	0	0	34
IUPUI	*	1-5	1-2	0-0	4	3	1	1	0	0	17
Houston Baptist	*	4-12	1-5	2-5	8	11	2	1	1	1	32
at Penn State	*	4-9	1-4	3-4	12	12	5	3	0	0	30
at Michigan State	*	6-11	1-1	3-6	9	16	3	2	0	1	36
Minnesota	*	4-12	2-5	4-4	8	14	1	0	3	0	36
at Nebraska	*	5-9	5-6	0-0	5	15	2	4	0	0	31
at Rutgers	*	7-14	0-4	9-9	8	23	0	0	2	1	36
Iowa	*	5-9	2-4	0-0	2	12	3	3	0	1	26
at Ohio State	*	4-13	0-3	2-2	5	10	1	2	0	1	31
Nebraska	*	6-13	2-3	6-6	5	20	2	2	1	0	37
Indiana	*	2-12	1-5	4-6	12	9	1	1	0	1	39
at Purdue	*	0-7	0-1	1-3	4	1	1	1	0	3	35
Illinois	*	5-14	4-9	2-2	9	16	0	1	0	2	38

### LAW'S CAREER HIGHS

Points .....	26 vs. Eastern Washington (11/14/16)
Rebounds.....	12 (2x) last vs. Indiana (1/29/17)
FG .....	9 vs. Bryant (11/25/16)
3-pt FG .....	5 (2x) last at Nebraska (1/8/17)
FT .....	9 (2x) last at Rutgers (1/12/17)
Assists .....	5 (2x) last at Penn State (12/27/16)
Steals .....	3 (2x) last at Purdue (2/1/17)
Minutes.....	39 vs. Indiana (1/29/17)

### LAW'S CAREER STATISTICS

			Total		3-Point		F-Throws		Rebounds											Scoring	
Season	gp-gs	min/avg	fg-fga	pct	fg-fga	pct	ft-fga	pct	off	def	tot	avg	pf	fo	ast	to	blk	stl	pts	avg	
2014-15	32-19	780/24.4	74-191	.387	27-76	.355	49-64	.766	31	122	153	4.8	76	0	41	48	15	21	224	7.0	
2016-17	24-24	765/31.9	109-258	.422	44-103	.427	64-89	.719	34	112	146	6.1	62	2	45	40	12	23	326	13.6	
TOTAL	56-43	1545/27.6	183-449	.408	71-179	.397	113-153	.739	65	234	299	5.3	138	2	86	88	27	44	550	9.8	



5

## DERERK PARDON

6-8 • 235 • So. • Center  
Cleveland, Ohio  
Villa Angela-St. Joseph

### 2016-17 SEASON NOTES

- Team leader with averages of 8.0 rebounds and 2.4 blocked shots per game
- Averages of 2.3 blocked shots and of 8.8 rebounds per game in Big Ten play rank second and fourth in the league, respectively
- Recorded all 7 of his rebounds in the first half in a season-opening win over Mississippi Valley State (11/11)
- Scored 12 points with 5 rebounds and a career-best 5 blocked shots in a victory over Eastern Washington (11/14)
- Notched a double-double in a win over No. 22/21 Texas, posting 10 points and 11 rebounds with a pair of blocked shots (11/21)
- Blocked 6 shots to go along with 6 points and 6 rebounds against Notre Dame (11/22)
- Grabbed 10 boards and scored 6 points with a pair of blocks in a win over Bryant (11/25)
- Missed eight games after suffering a hand injury vs. Wake Forest (11/28)
- Returned from injury to post 9 points and 8 rebounds against Minnesota (1/5)
- Tallied 13 points on 6-of-8 shooting in a victory at Nebraska (1/8)
- Approached a triple-double, swatted a career-best 8 shots to go along with 8 points and 11 rebounds in a victory at Rutgers (1/12)
- Finished one rebound shy of a double-double, posting 14 points and 9 rebounds in a blowout win over Iowa (1/15)
- Recorded 22 rebounds—the most by a Northwestern player in 51 years and the sixth most ever by a Wildcat in a game—and 19 points on 8-of-11 shooting to key a victory over Nebraska (1/26)

### PARDON'S GAME-BY-GAME STATISTICS

Opponent	GS	FG	3FG	FT	Reb	Pts	A	TO	B	S	Min
Miss. Valley State	*	2-6	0-0	0-1	7	4	0	0	0	0	21
Eastern Washington	*	4-5	0-0	4-5	5	12	0	1	5	1	31
at Butler	*	2-3	0-0	4-4	4	8	1	1	1	0	26
vs. Texas	*	4-7	0-0	2-5	11	10	1	0	2	0	36
vs. Notre Dame	*	3-4	0-0	0-0	6	6	3	0	6	2	35
Bryant	*	3-6	0-0	0-0	10	6	1	0	2	0	27
Wake Forest	*	1-2	0-0	0-0	6	2	1	1	2	0	16
DePaul					DNP						
New Orleans					DNP						
Chicago State					DNP						
vs. Dayton					DNP						
IUPUI					DNP						
Houston Baptist					DNP						
at Penn State					DNP						
at Michigan State					DNP						
Minnesota	*	4-6	0-0	1-2	8	9	2	0	1	1	32
at Nebraska	*	6-8	0-0	1-2	5	13	1	1	1	1	32
at Rutgers	*	4-7	0-0	0-0	11	8	1	1	8	0	32
Iowa	*	7-12	0-0	0-2	9	14	2	1	2	2	32
at Ohio State	*	1-7	0-0	0-0	8	2	4	2	2	0	32
Nebraska	*	8-11	0-0	3-6	22	19	0	1	3	1	34
Indiana	*	0-0	0-0	0-0	7	0	0	0	3	0	24
at Purdue	*	3-7	0-0	0-1	3	6	1	0	1	3	29
Illinois	*	2-5	0-0	2-2	6	6	2	2	0	0	35

### PARDON'S CAREER HIGHS

Points	28 at Nebraska (12/30/15)
Rebounds	22 vs. Nebraska (1/26/17)
FG	11 at Nebraska (12/30/15)
3-pt FG	none
FT	6 at Nebraska (12/30/15)
Assists	4 at Ohio State (1/22/17)
Steals	3 at Purdue (2/1/17)
Minutes	36 vs. Texas (11/21/16)

### PARDON'S CAREER STATISTICS

Season	gp-gs		Total		3-Point		F-Throws		Rebounds				Scoring			
			fg-fga	pct	fg-fga	pct	ft-fga	pct	off	def	tot	avg	pf	fo	ast	pts
2015-16	20-2	332/16.6	53-82	.646	0-0	.000	27-51	.529	35	49	84	4.2	48	2	5	133
2016-17	16-16	474/29.6	54-96	.563	0-0	.000	17-30	.567	52	76	128	8.0	39	1	20	125
TOTAL	36-18	806/22.4	107-178	.601	0-0	.000	44-81	.543	87	125	212	5.9	87	3	25	258





12

## ISIAH BROWN

6-2 • 175 • Fr. • Guard  
Seattle, Wash.  
Lakeside

### 2016-17 SEASON NOTES

- Scored in double figures in three of his first four collegiate games
- Made collegiate debut in a season-opening win over Mississippi Valley State (11/11), recording 11 points, 4 assists and 3 rebounds
- Posted 11 points in a victory over Eastern Washington (11/14)
- Tallied 10 points in a win over No. 22/21 Texas (11/21)
- Recorded 8 points, 3 assists and 2 steals in a victory over Bryant (11/25)
- Contributed 9 points and 3 assists in a win over New Orleans (12/11)
- Scored 8 points with 2 assists, 2 blocked shots and a steal in a win over Dayton (12/17)
- Posted season highs of 15 points and 4 assists in a victory over IUPUI (12/20)
- Tallied 12 points in a win against Houston Baptist (12/22)
- Provided a spark off the bench with 11 first-half points in a victory at Rutgers (1/12)
- Connected on a pair of clutch late baskets in a road win at Ohio State (1/22), finishing with 7 points and 3 assists
- Scored a team-high 9 points in the first half and finished with 10 in a victory over Nebraska (1/26)
- Posted 11 points with season-high 4 rebounds in first career start at No. 23 Purdue (2/1)

### BROWN'S GAME-BY-GAME STATISTICS

Opponent	GS	FG	3FG	FT	Reb	Pts	A	TO	B	S	Min
Miss. Valley State		3-8	0-1	5-6	3	11	4	3	0	1	18
Eastern Washington		3-10	1-4	4-4	2	11	1	1	0	2	19
at Butler		3-7	1-4	0-0	1	7	1	2	0	0	12
vs. Texas		4-8	2-5	0-0	1	10	1	3	0	0	20
vs. Notre Dame		0-1	0-0	4-4	2	4	0	1	0	0	12
Bryant		2-6	1-1	3-4	2	8	3	2	0	2	18
Wake Forest		0-4	0-1	0-0	0	0	1	1	0	0	7
DePaul		0-7	0-1	4-5	0	4	1	1	1	0	15
New Orleans		3-11	1-3	2-4	0	9	3	2	1	0	22
Chicago State		0-5	0-1	0-0	1	0	1	0	0	1	9
vs. Dayton		2-8	1-4	3-4	1	8	2	0	2	1	20
IUPUI		5-10	3-7	2-2	0	15	4	2	0	1	29
Houston Baptist		3-7	1-2	5-8	2	12	1	1	0	2	19
at Penn State		2-9	1-4	4-4	0	9	0	0	1	0	16
at Michigan State		1-4	0-1	1-3	0	3	1	1	0	0	12
Minnesota		0-0	0-0	0-0	0	0	0	2	0	0	2
at Nebraska		0-0	0-0	2-2	0	2	1	0	0	0	6
at Rutgers		4-9	1-2	2-2	2	11	0	2	0	1	14
Iowa		3-5	1-2	0-0	2	7	1	2	0	1	16
at Ohio State		3-7	0-1	1-2	2	7	3	0	1	1	16
Nebraska		4-10	1-4	1-2	0	10	1	1	0	0	17
Indiana		0-3	0-1	2-2	1	2	0	0	0	1	9
at Purdue	*	4-14	0-3	3-4	4	11	1	2	0	1	34
Illinois	*	2-5	0-0	1-2	2	5	2	3	0	0	18

### BROWN'S CAREER HIGHS

Points .....	15 vs. IUPUI (12/20/16)
Rebounds.....	4 at Purdue (2/1/17)
FG .....	5 vs. IUPUI (12/20/16)
3-pt FG .....	3 vs. IUPUI (12/20/16)
FT .....	5 (2x) last vs. Houston Baptist (12/22/16)
Assists .....	4 (2x) last vs. IUPUI (12/20/16)
Steals .....	2 (3x) last vs. Houston Baptist (12/22/16)
Minutes.....	34 at Purdue (2/1/17)

### BROWN'S CAREER STATISTICS

Season	gp-gs	min/avg	Total		3-Point		F-Throws		Rebounds				Scoring					
			fg-fga	pct	fg-fga	pct	ft-fa	pct	off	def	tot	avg	pf	fo	ast	to	blk	stl
2016-17	24-2	380/15.8	51-158	.323	15-52	.288	49-64	.766	8	20	28	1.2	44	1	33	32	6	15
TOTAL	24-2	380/15.8	51-158	.323	15-52	.288	49-64	.766	8	20	28	1.2	44	1	33	32	6	15



# 20

## SCOTTIE LINDSEY

6-5 • 210 • Jr. • Guard/Forward  
Hillside, Ill.  
Fenwick

### 2016-17 SEASON NOTES

- Has missed last two contests due to illness
- Leads the team and ranks seventh in the Big Ten with an average of 15.4 points per game
- Ranks fourth in the Big Ten with a .867 free throw percentage (52-60)
- Scored in double figures in each of the team's first 20 games, the longest streak by a Wildcat since John Shurna scored 10 or more points in 22 straight games in 2011-12
- Scored 13 of his 17 points in the first half in a season-opening win over Mississippi Valley State (11/11)
- Enjoyed a solid all-around game in a victory over Eastern Washington (11/14), posting 12 points, 6 rebounds and 6 assists
- Tallied 10 points while matching a career high with 7 rebounds at Butler (11/16)
- Posted 13 of his 16 points in the first half in a victory over No. 22/21 Texas (11/21)
- Recorded a team-high 18 points against Notre Dame (11/22), connecting on all three 3-point attempts
- Legends Classic all-tournament team selection
- Scored 20 points with 6 assists, 4 rebounds, 2 blocks and 2 steals in a win over Bryant (11/25)
- Posted 19 points, a career-high 7 assists to go along with 6 rebounds and a pair of steals in a win over DePaul (12/3)
- Recorded 16 points in a victory over New Orleans (12/11)
- Tallied 13 points with 6 rebounds and 4 assists in a win over Chicago State (12/14)
- Scored a game-high 19 points in a victory over Houston Baptist (12/22)
- Posted a career-best 31 points, shooting 9 of 14 from the field with five 3-pointers in a victory at Penn State in the Big Ten opener (12/27)
- Scored 15 of his game-high 19 points in the second half of a comeback win at Nebraska (1/8)
- Tallied 14 points with 7 rebounds in a win at Rutgers (1/12)
- Recorded a game-high 22 points with 8 rebounds, 5 assists and 3 steals in a blowout win over Iowa (1/15)
- Notched a game-high 21 points in a road win at Ohio State (1/22)

### LINDSEY'S GAME-BY-GAME STATISTICS

Opponent	GS	FG	3FG	FT	Reb	Pts	A	TO	B	S	Min
Miss. Valley State	*	6-13	3-6	2-2	5	17	2	1	1	0	29
Eastern Washington	*	4-11	0-2	4-4	6	12	6	1	0	2	33
at Butler	*	4-12	1-4	1-1	7	10	3	3	0	0	32
vs. Texas	*	6-12	3-7	1-1	4	16	1	4	1	1	29
vs. Notre Dame	*	6-8	3-3	3-4	4	18	3	1	0	0	28
Bryant	*	7-11	3-5	3-3	4	20	6	0	2	2	25
Wake Forest	*	5-14	2-8	0-0	4	12	4	0	0	1	31
DePaul	*	7-16	5-8	0-0	6	19	7	2	0	2	34
New Orleans	*	6-9	2-4	2-2	1	16	1	2	0	0	32
Chicago State	*	6-12	1-5	0-1	6	13	4	1	1	1	31
vs. Dayton	*	3-7	2-4	3-4	4	11	0	3	0	2	30
IUPUI	*	4-11	0-3	3-3	0	11	3	0	0	0	27
Houston Baptist	*	7-22	2-10	3-3	5	19	1	1	0	1	35
at Penn State	*	9-14	5-8	8-9	5	31	2	2	1	1	35
at Michigan State	*	3-11	3-6	2-2	3	11	0	3	0	2	36
Minnesota	*	4-12	0-5	2-2	2	10	4	0	0	2	30
at Nebraska	*	6-12	2-7	5-5	3	19	1	2	0	2	33
at Rutgers	*	5-14	1-7	3-5	7	14	1	1	0	1	32
Iowa	*	8-15	3-7	3-3	8	22	5	1	0	3	33
at Ohio State	*	7-14	3-9	4-6	2	21	0	1	0	1	35
Nebraska	*	2-8	1-3	0-0	4	5	1	2	1	0	30
Indiana	*	6-14	0-4	0-0	4	12	1	1	0	0	28
at Purdue											DNP
Illinois											DNP

### LINDSEY'S CAREER HIGHS

Points .....	31 at Penn State (12/27/16)
Rebounds.....	8 vs. Iowa (1/15/17)
FG.....	9 (2x) last at Penn State (12/27/16)
3-pt FG .....	6 vs. New Orleans (11/28/15)
FT.....	8 at Penn State (12/27/16)
Assists .....	7 (2x) last vs. DePaul (12/3/16)
Steals .....	3 vs. Iowa (1/15/17)
Minutes.....	38 vs. Iowa (2/15/15)

### LINDSEY'S CAREER STATISTICS

			Total		3-Point		F-Throws		Rebounds											Scoring	
Season	gp-gs	min/avg	fg-fga	pct	fg-fga	pct	ft-fa	pct	off	def	tot	avg	pf	fo	ast	to	blk	stl	pts	avg	
2014-15	31-10	467/15.1	51-126	.405	23-65	.354	11-17	.647	13	57	70	2.3	60	0	17	20	15	10	136	4.4	
2015-16	31-3	585/18.9	71-163	.436	38-93	.409	17-23	.739	12	60	72	2.3	67	3	44	26	7	15	197	6.4	
2016-17	22-22	688/31.3	121-272	.445	45-125	.360	52-60	.867	13	81	94	4.3	54	1	56	32	7	24	339	15.4	
TOTAL	84-35	1740/20.7	243-561	.433	106-283	.375	80-100	.800	38	198	236	2.8	181	4	117	78	29	49	672	8.0	



23

## JORDAN ASH

6-3 • 195 • So. • Guard  
Bolingbrook, Ill.  
St. Joseph

### 2016-17 SEASON NOTES

- Knocked down two 3-pointers in as many attempts in a season-opening win over Mississippi Valley State (11/11)
- Contributed a boost off the bench with a 3-pointer, 3 rebounds and an assist against Notre Dame (11/22)
- Connected on a 3-pointer and came up with a steal vs. Minnesota (1/5)

### ASH'S GAME-BY-GAME STATISTICS

Opponent	GS	FG	3FG	FT	Reb	Pts	A	TO	B	S	Min
Miss. Valley State		2-3	2-2	0-0	0	6	0	0	0	0	4
Eastern Washington					DNP						
at Butler					DNP						
vs. Texas		0-0	0-0	0-0	0	0	0	0	0	0	0+
vs. Notre Dame		1-2	1-2	0-0	3	3	1	0	0	0	9
Bryant		0-1	0-0	0-0	0	0	0	0	0	0	3
Wake Forest		0-2	0-1	0-0	1	0	0	0	1	1	11
DePaul		0-2	0-2	0-0	1	0	1	0	0	0	13
New Orleans		0-3	0-2	0-0	1	0	2	1	0	2	13
Chicago State		0-0	0-0	0-0	0	0	0	0	0	0	2
vs. Dayton		0-0	0-0	0-0	0	0	0	0	0	0	0+
IUPUI		0-0	0-0	0-0	0	0	0	0	0	0	3
Houston Baptist					DNP						
at Penn State		0-0	0-0	0-0	0	0	0	0	0	0	2
at Michigan State		0-0	0-0	0-0	0	0	0	0	0	0	0+
Minnesota		1-3	1-3	0-0	1	3	0	0	0	1	7
at Nebraska		0-1	0-1	0-0	0	0	2	0	0	0	4
at Rutgers		0-0	0-0	0-0	0	0	0	0	0	0	0+
Iowa		1-1	1-1	0-0	1	3	0	0	0	0	2
at Ohio State					DNP						
Nebraska		0-0	0-0	0-0	0	0	0	1	0	0	0+
Indiana					DNP						
at Purdue		0-0	0-0	0-0	0	0	0	0	0	0	7
Illinois		0-0	0-0	0-0	0	0	0	0	0	0	1

### ASH'S CAREER HIGHS

Points ..... 10 vs. Sacred Heart (12/21/15)  
Rebounds ..... 5 vs. Rutgers (2/27/16)  
FG ..... 3 (2x) last vs. Sacred Heart (12/21/15)  
3-pt FG ..... 2 (2x) last vs. MVSU (11/11/16)  
FT ..... 3 vs. Sacred Heart (12/21/15)  
Assists ..... 6 vs. Rutgers (2/27/16)  
Steals ..... 1 (2x) last vs. Michigan St. (1/28/16)  
Minutes ..... 17 (2x) last vs. Sacred Heart (12/21/15)

### ASH'S CAREER STATISTICS

			Total		3-Point		F-Throws		Rebounds										Scoring	
Season	gp-gs	min/avg	fg-fga	pct	fg-fga	pct	ft-fa	pct	off	def	tot	avg	pf	fo	ast	to	blk	stl	pts	avg
2015-16	28-0	156/5.6	12-29	.414	4-15	.267	7-10	.700	2	14	16	0.6	17	0	22	7	0	2	35	1.3
2016-17	19-0	81/4.3	5-18	.278	5-14	.357	0-0	.000	1	7	8	0.4	5	0	6	2	1	4	15	0.8
TOTAL	47-0	237/5.0	17-47	.362	9-29	.310	7-10	.700	3	21	24	0.5	22	0	28	9	1	6	50	1.1



25

## BARRET BENSON

6-10 • 240 • Fr. • Center  
Willowbrook, Ill.  
Hinsdale South

### 2016-17 SEASON NOTES

- Made collegiate debut in a season-opening win over Mississippi Valley State (11/11), recording 4 points and 2 rebounds
- Started first collegiate game in a win over DePaul (12/3), posting 5 points, 3 rebounds, a block and a steal
- Connected on both field goal attempts and posted 3 rebounds a block and a steal in a win over New Orleans (12/11)
- Blocked a pair of shots in a win over Chicago State (12/14)
- Grabbed 3 rebounds and blocked 2 shots in a victory over Dayton (12/17)
- Swatted 5 shots to go along with 4 points and 4 rebounds in a win over IUPUI (12/20)
- Posted season highs of 6 rebounds and 3 assists in a victory over Houston Baptist (12/22)
- Scored 6 points with 4 rebounds, 2 assists and 2 steals in a win at Penn State in the Big Ten opener (12/27)
- Provided solid contributions off the bench in a win over Indiana (1/29), recording 4 points with 2 assists and 2 blocked shots
- Came off the bench to score a season-high 8 points at No. 23 Purdue (2/1)

### BENSON'S GAME-BY-GAME STATISTICS

Opponent	GS	FG	3FG	FT	Reb	Pts	A	TO	B	S	Min
Miss. Valley State		2-3	0-0	0-0	2	4	0	0	0	0	6
Eastern Washington					DNP						
at Butler		0-0	0-0	0-0	0	0	0	0	0	0	1
vs. Texas		1-1	0-0	0-0	1	2	0	0	0	0	4
vs. Notre Dame					DNP						
Bryant		0-0	0-0	1-2	1	1	0	0	0	0	3
Wake Forest		0-1	0-0	0-0	1	0	0	1	0	0	1
DePaul	*	2-3	0-0	1-4	3	5	0	2	1	1	20
New Orleans	*	2-2	0-0	0-0	3	4	0	1	1	1	14
Chicago State	*	0-0	0-0	3-4	0	3	0	0	2	0	10
vs. Dayton	*	0-1	0-0	0-0	3	0	1	0	2	0	14
IUPUI	*	2-4	0-0	0-0	4	4	1	2	5	0	15
Houston Baptist	*	1-2	0-0	1-2	6	3	3	0	2	0	19
at Penn State	*	2-4	0-0	2-5	4	6	2	0	0	2	15
at Michigan State	*	0-1	0-0	0-0	3	0	0	1	0	0	12
Minnesota		0-0	0-0	0-0	0	0	0	0	0	0	2
at Nebraska					DNP						
at Rutgers		0-0	0-0	0-0	0	0	0	0	1	0	3
Iowa		0-0	0-0	0-0	0	0	0	0	0	0	3
at Ohio State		1-1	0-0	0-0	0	2	0	0	0	1	5
Nebraska		0-2	0-0	0-0	2	0	0	0	0	0	4
Indiana		2-3	0-0	0-0	1	4	2	0	2	0	13
at Purdue		2-4	0-0	4-4	3	8	0	0	0	0	11
Illinois					DNP						

### BENSON'S CAREER HIGHS

Points .....	8 at Purdue (2/1/17)
Rebounds.....	6 vs. Houston Baptist (12/22/16)
FG .....	2 (4x) last at Purdue (2/1/17)
3-pt FG .....	none
FT .....	4 at Purdue (2/1/17)
Assists .....	3 vs. Houston Baptist (12/22/16)
Steals .....	2 at Penn State (12/27/16)
Minutes.....	20 vs. DePaul (12/3/16)

### BENSON'S CAREER STATISTICS

			Total		3-Point		F-Throws		Rebounds										Scoring	
Season	gp-gs	min/avg	fg-fga	pct	fg-fga	pct	ft-fa	pct	off	def	tot	avg	pf	fo	ast	to	blk	stl	pts	avg
2016-17	20-8	175/8.8	17-32	.531	0-0	.000	12-21	.571	17	20	37	1.9	38	0	9	7	16	5	46	2.3
TOTAL	20-8	175/8.8	17-32	.531	0-0	.000	12-21	.571	17	20	37	1.9	38	0	9	7	16	5	46	2.3





30

## BRYANT McINTOSH

6-3 • 185 • Jr. • Guard  
Greensburg, Ind.  
Greensburg

### 2016-17 SEASON NOTES

- First in the Big Ten with an average of 5.5 assists per game and third with a .884 free throw percentage (61-69)
- Ranks second in school history with 496 career assists, the second most of any non-senior in the nation (Kahron Ross, Lehigh; 497)
- Team captain
- Participated in Stephen Curry's SC 30 Select Camp last summer for the second straight year
- Tallied 18 points with 7 assists in a victory over Eastern Washington (11/14)
- Posted 12 points and 5 assists at Butler (11/16)
- Recorded game highs of 20 points and 5 assists in a victory over No. 22/21 Texas in the Legends Classic (11/21)
- Connected on all eight of his second-half field goal attempts in scoring 19 of his game-high 23 points after the break in an ACC/Big Ten Challenge win over Wake Forest (11/28)
- Hit a clutch 3-pointer late and finished with 14 points, 7 assists and no turnovers in a victory over Chicago State (12/14)
- Tallied 13 points with 5 assists in a victory over Dayton (12/17)
- Finished one assist shy of a double-double, posting 10 points and 9 assists in a win over IUPUI (12/20)
- Posted 11 points and 8 assists in a win at Penn State in the Big Ten opener (12/27)
- Scored a game-high 21 points, becoming the 34th Northwestern player to surpass 1,000 career points in the process, against Minnesota (1/5)
- Notched a double-double, recording 20 points (9-11 FG) with 10 assists, in a blowout victory over Iowa (1/15); just the second 20-point, 10-assist game in school history (Evan Eschmeyer, at Indiana; 1/13/99)
- Recorded 17 points in a road victory at Ohio State (1/22)
- Posted 9 points and 9 assists in a home win over Nebraska (1/26)
- Tallied a team-high 21 points with 8 assists and 4 rebounds in a victory over Indiana (1/29)
- Scored a team-high 22 points at No. 23 Purdue (2/1)
- Topped 20 points for the third consecutive game, recording 21 vs. Illinois (2/7)

### MCINTOSH'S GAME-BY-GAME STATISTICS


Opponent	GS	FG	3FG	FT	Reb	Pts	A	TO	B	S	Min
Miss. Valley State	*	4-10	1-6	2-2	2	11	4	2	0	1	29
Eastern Washington	*	8-17	0-1	2-2	1	18	7	1	0	0	37
at Butler	*	4-9	1-2	3-4	0	12	5	5	0	1	36
vs. Texas	*	7-18	2-7	4-4	1	20	5	1	0	2	37
vs. Notre Dame	*	3-18	1-3	0-0	1	7	4	4	0	0	35
Bryant	*	3-11	0-5	2-2	1	8	5	4	1	1	33
Wake Forest	*	10-16	2-3	1-2	4	23	2	2	0	0	34
DePaul	*	1-4	0-2	2-2	6	4	5	4	0	0	24
New Orleans	*	3-7	1-3	2-2	1	9	7	1	0	2	26
Chicago State	*	4-14	2-8	4-4	2	14	7	0	0	0	37
vs. Dayton	*	5-12	1-5	2-2	4	13	5	8	1	0	36
IUPUI	*	3-10	2-5	2-2	5	10	9	2	0	0	34
Houston Baptist	*	3-15	1-4	2-4	3	9	6	5	0	1	35
at Penn State	*	5-13	1-4	0-0	5	11	8	2	0	0	36
at Michigan State	*	3-14	0-3	1-1	0	7	5	2	0	1	37
Minnesota	*	7-15	2-5	5-5	2	21	5	3	0	1	31
at Nebraska	*	3-10	1-4	4-4	4	11	4	1	0	1	35
at Rutgers	*	2-10	0-2	2-2	2	6	4	3	1	1	31
Iowa	*	9-11	2-3	0-0	1	20	10	1	0	1	32
at Ohio State	*	4-12	2-7	7-8	3	17	1	2	0	1	30
Nebraska	*	3-13	1-3	2-2	3	9	9	1	1	2	32
Indiana	*	7-13	2-4	5-6	4	21	8	4	0	1	37
at Purdue	*	9-19	1-4	3-3	4	22	4	1	0	0	37
Illinois	*	8-20	1-3	4-6	3	21	4	6	0	1	39

### MCINTOSH'S CAREER HIGHS

Points .....	33 vs. Loyola (Md.) (12/27/15)
Rebounds.....	7 at Maryland (1/19/16)
FG.....	11 (2x) last vs. Loyola (Md.) (12/27/15)
3-pt FG .....	5 vs. Columbia (11/20/15)
FT .....	8 (2x) last vs. Loyola (Md.) (12/27/15)
Assists .....	13 vs. Rutgers (2/27/16)
Steals .....	4 vs. Fairfield (11/18/15)
Minutes.....	45 at DePaul (12/19/15)

### MCINTOSH'S CAREER STATISTICS

			Total		3-Point		F-Throws		Rebounds											Scoring	
Season	gp-gs	min/avg	fg-fga	pct	fg-fga	pct	ft-fa	pct	off	def	tot	avg	pf	fo	ast	to	blk	stl	pts	avg	
2014-15	32-30	1066/33.3	134-318	.421	40-110	.364	58-68	.853	10	69	79	2.5	34	0	150	79	6	8	366	11.4	
2015-16	32-32	1142/35.7	161-381	.423	49-134	.366	70-85	.824	12	104	116	3.6	65	1	213	78	5	31	441	13.8	
2016-17	24-24	810/33.8	118-311	.379	27-96	.281	61-69	.884	7	55	62	2.6	53	1	133	65	4	18	324	13.5	
TOTAL	88-86	3018/34.3	413-1010	.409	116-340	.341	189-222	.851	29	228	257	2.9	152	2	496	222	15	57	1131	12.9	



32

## NATHAN TAPHORN

6-7 • 215 • Sr. • Forward  
Pekin, Ill.  
Pekin

### 2016-17 SEASON NOTES

- Leads the team and ranks seventh in the Big Ten with a .444 3-point field goal percentage (24-54)
- Posted 5 points and 4 rebounds in a season-opening win over Mississippi Valley State (11/11)
- Contributed 3 points, 4 rebounds and an assist in 16 minutes of action in a victory over No. 22/21 Texas (11/21)
- Knocked down each of his first four 3-point attempts in scoring a season-high 12 points against Notre Dame (11/22)
- Tallied a career high 18 points while matching another best with 6 rebounds in a victory over New Orleans (12/11)
- Connected on three 3-pointers in scoring 11 points in 12 minutes of action in a victory over Dayton (12/17)
- Scored 12 points with 4 rebounds and 3 assists in a win over IUPUI (12/20)
- Contributed 5 first-half points before suffering an injury in a home victory over Indiana (1/29)
- Missed the game at No. 23 Purdue (2/1) due to injury

### TAPHORN'S GAME-BY-GAME STATISTICS

Opponent	GS	FG	3FG	FT	Reb	Pts	A	TO	B	S	Min
Miss. Valley State	2-4	1-3	0-1	4	5	0	0	0	0	0	12
Eastern Washington	0-0	0-0	0-0	0	0	0	0	0	0	0	1
at Butler	0-0	0-0	0-0	1	0	0	0	1	0	0	2
vs. Texas	1-2	1-2	0-0	4	3	1	0	0	0	0	16
vs. Notre Dame	4-6	4-5	0-0	5	12	1	2	0	0	0	21
Bryant	1-2	1-2	0-0	0	3	0	0	0	0	1	7
Wake Forest	0-1	0-1	0-0	1	0	1	1	0	0	0	5
DePaul	1-2	1-2	3-4	0	6	1	1	0	0	0	7
New Orleans	7-11	3-7	1-2	6	18	0	0	0	0	1	22
Chicago State	1-2	1-2	0-0	0	3	0	0	0	0	0	11
vs. Dayton	4-5	3-4	0-0	3	11	1	0	0	0	0	12
IUPUI	3-7	2-6	4-4	4	12	3	0	1	0	0	18
Houston Baptist	0-2	0-1	0-0	1	0	0	1	1	0	0	9
at Penn State	1-4	1-4	0-0	2	3	0	1	0	0	0	13
at Michigan State	3-5	2-4	0-0	2	8	2	1	1	1	1	21
Minnesota	2-3	1-1	0-0	0	5	1	1	0	0	0	15
at Nebraska	1-1	1-1	0-0	2	3	1	0	0	0	0	11
at Rutgers	0-1	0-1	2-2	1	2	0	0	0	0	0	7
Iowa	0-3	0-3	0-0	1	0	1	0	0	0	0	11
at Ohio State	0-0	0-0	0-0	1	0	0	0	0	0	0	5
Nebraska	0-0	0-0	0-0	0	0	0	1	0	0	0	4
Indiana	2-3	1-2	0-0	0	5	0	0	0	0	0	7
at Purdue					DNP						
Illinois	1-5	1-3	2-2	1	5	0	0	0	0	0	17

### TAPHORN'S CAREER HIGHS

Points .....	18	vs. New Orleans (12/11/16)
Rebounds.....	6 (2x)	last vs. New Orleans (12/11/16)
FG.....	7 (2x)	last vs. New Orleans (12/11/16)
3-pt FG.....	4	vs. Notre Dame (11/22/16)
FT.....	4	vs. IUPUI (12/20/16)
Assists.....	3	vs. MVSU (12/15/15)
Steals.....	2	at Stanford (11/14/13)
Minutes.....	27	vs. Missouri (11/28/13)

### TAPHORN'S CAREER STATISTICS

Season	gp-gs		Total		3-Point		F-Throws		Rebounds				Scoring			
			fg-fga	pct	fg-fga	pct	ft-fa	pct	off	def	tot	avg	pf	fo	ast	to
2013-14	26-1	268/10.3	21-67	.313	15-54	.278	8-14	.571	5	21	26	1.0	23	0	8	22
2014-15	24-0	264/11.0	37-70	.529	20-40	.500	4-6	.667	9	17	26	1.1	25	0	12	12
2015-16	24-0	282/11.8	39-87	.448	27-67	.403	12-19	.632	12	42	54	2.3	37	1	16	17
2016-17	23-0	254/11.0	34-69	.493	24-54	.444	12-15	.800	9	30	39	1.7	33	1	13	9
TOTAL	97-1	1068/11.0	131-293	.447	86-215	.400	36-54	.667	35	110	145	1.5	118	2	49	60



34

## SANJAY LUMPKIN

6-6 • 220 • R-Sr. • Forward  
Wayzata, Minn.  
Benilde-St. Margaret's

### 2016-17 SEASON NOTES

- Ranks ninth in the Big Ten in rebounding with an average of 6.5 per game
- Team captain
- Nominee for the NABC/Allstate Good Works Team for his work on the court, in the classroom and in the community
- Recorded 11 points, 8 rebounds, 2 assists and 2 blocks in a season-opening win over Mississippi Valley State (11/11)
- Scored 10 points with 5 rebounds at Butler (11/16)
- Posted a solid all-around performance in a win over Wake Forest in the ACC/Big Ten Challenge (11/28), recording 10 points, 7 rebounds, 3 assists and 3 steals
- Notched a double-double in a win over DePaul (12/3), recording 11 points and 10 rebounds with 3 blocked shots
- Reached a pair of milestone in a win over Chicago State (12/14), starting his 100th career game and surpassing 500 career rebounds while finishing one point shy of a double-double, tallying 9 points and a season-high 11 boards
- Grabbed a career-best 14 rebounds while finishing one point shy of a career high with 14 in recording a double-double in a victory over Dayton (12/17)
- Posted a second straight double-double, recording 13 points and 13 rebounds in a win over IUPUI (12/20)
- Recorded a game-high 11 rebounds to go along with 8 points in a road victory at Ohio State (1/22)
- Matched a career high with 15 points, including hitting a career-best six free throws, in a win over Indiana (1/29)
- Scored 9 points with 7 rebounds and a pair of steals at No. 23 Purdue (2/1)

### LUMPKIN'S GAME-BY-GAME STATISTICS

Opponent	GS	FG	3FG	FT	Reb	Pts	A	TO	B	S	Min
Miss. Valley State	*	3-4	0-1	5-6	8	11	2	1	2	0	24
Eastern Washington	*	1-1	1-1	0-1	3	3	2	0	1	0	23
at Butler	*	4-8	0-2	2-2	5	10	2	1	0	1	31
vs. Texas	*	2-3	1-1	0-0	5	5	2	1	0	0	26
vs. Notre Dame	*	1-1	0-0	0-0	4	2	1	1	0	0	17
Bryant	*	1-2	0-0	1-2	6	3	1	0	0	0	22
Wake Forest	*	4-7	0-2	2-2	7	10	3	1	1	3	33
DePaul	*	4-7	2-2	1-1	10	11	2	1	3	0	29
New Orleans	*	1-1	0-0	0-0	2	2	1	0	3	0	16
Chicago State	*	4-8	1-4	0-1	11	9	1	1	0	1	39
vs. Dayton	*	5-8	1-3	3-4	14	14	2	1	0	1	36
IUPUI	*	4-5	0-1	5-6	13	13	1	0	0	2	34
Houston Baptist	*	3-4	1-2	4-5	9	11	1	1	0	0	36
at Penn State	*	1-1	0-0	1-2	7	3	2	1	1	1	24
at Michigan State	*	3-6	1-3	0-0	6	7	2	0	0	0	34
Minnesota	*	0-3	0-1	0-0	3	0	0	0	0	0	22
at Nebraska	*	1-4	0-2	0-0	4	2	2	0	0	0	25
at Rutgers	*	0-3	0-1	0-0	4	0	1	3	1	0	23
Iowa	*	2-2	1-1	0-2	7	5	5	1	0	1	28
at Ohio State	*	2-4	1-3	3-4	11	8	2	0	0	0	29
Nebraska	*	3-4	1-1	1-1	3	8	1	2	0	0	25
Indiana	*	4-6	1-2	6-7	3	15	0	0	0	2	38
at Purdue	*	3-6	1-3	2-5	7	9	0	0	0	2	30
Illinois	*	0-2	0-2	0-0	3	0	1	0	1	0	30

### LUMPKIN'S CAREER HIGHS

Points .....	15 (2x) last vs. Indiana (1/29/17)
Rebounds.....	14 vs. Dayton (12/17/16)
FG.....	5 (4x) last vs. Dayton (12/17/16)
3-pt FG.....	3 (2x) last at Maryland (1/25/15)
FT.....	6 vs. Indiana (1/29/17)
Assists.....	5 (2x) last vs. Iowa (1/15/17)
Steals.....	5 vs. Iowa (1/25/14)
Minutes.....	43 vs. Purdue (1/21/14)

### LUMPKIN'S CAREER STATISTICS

			Total		3-Point		F-Throws		Rebounds											Scoring	
Season	gp-gs	min/avg	fg-fga	pct	fg-fga	pct	ft-fa	pct	off	def	tot	avg	pf	fo	ast	to	blk	stl	pts	avg	
2012-13	4-0	26/6.5	1-5	.200	0-1	.000	2-2	1.000	1	3	4	1.0	2	0	2	2	1	0	4	1.0	
2013-14	33-32	965/29.2	43-117	.368	13-49	.265	26-43	.605	48	110	158	4.8	118	9	41	55	12	37	125	3.8	
2014-15	32-26	720/22.5	50-95	.526	13-35	.371	26-38	.684	33	87	120	3.8	91	2	26	27	9	21	139	4.3	
2015-16	32-32	757/23.7	42-86	.488	13-36	.361	26-38	.684	45	114	159	5.0	93	3	40	34	8	17	123	3.8	
2016-17	24-24	674/28.1	56-100	.560	13-38	.342	36-51	.706	39	116	155	6.5	76	3	37	16	13	14	161	6.7	
TOTAL	125-114	3142/25.1	192-403	.476	52-159	.327	116-172	.674	166	430	596	4.8	380	17	146	134	43	89	552	4.4	



44

## GAVIN SKELLY

6-8 • 225 • Jr. • Forward  
Westlake, Ohio  
Westlake

## 2016-17 SEASON NOTES

- Scored in double figures in four straight games from Nov. 25-Dec. 11 after tallying 10 or more points only once in his first 64 collegiate contests
- Enjoyed a solid all-around game in a season-opening win over Mississippi Valley State, recording 7 points, 5 rebounds, 3 assists and a career-high 4 blocked shots
- Contributed 6 rebounds and 3 assists in a victory over No. 22/21 Texas in the Legends Classic (11/21)
- Posted career highs of 15 points, 6 assists and 3 blocked shots to go along with 6 rebounds in a victory over Bryant (11/25)
- Stuffed the stat sheet with 11 points, 6 rebounds, 4 assists, 2 blocks and 2 steals in a win over Wake Forest in the ACC/Big Ten Challenge (11/28)
- Matched a career high with 15 points in a victory over DePaul (12/3)
- Finished one rebound shy of a double-double, recording 14 points and 9 rebounds to go along with 3 assists and 2 blocks in a win over New Orleans (12/11)
- Tallied 8 points, 6 rebounds, 4 blocked shots and 3 assists in a victory over Chicago State (12/14)
- Recorded career highs of 19 points (9-12 FGs), 11 rebounds and 6 blocks in only 22 minutes of action in a win over IUPUI (12/20)
- Averaged 11.7 points, 5.6 rebounds and 2.6 blocks per game while shooting 60.3 percent from the field off the bench over the team's nine-game winning streak from Nov. 25-Dec. 27
- Knocked down a pair of 3-pointers in scoring 9 points with 4 rebounds and a pair of steals in a victory at Nebraska (1/8)
- Grabbed 10 rebounds to go along with 5 points, 4 assists and 2 blocks in a win at Rutgers (1/12)
- Returned to his home state of Ohio to post 7 points, 4 rebounds and a pair of assists in a victory at Ohio State (1/22)
- Contributed 8 points, a game-high 9 rebounds and 2 steals off the bench against Illinois (2/7)

## SKELLY'S GAME-BY-GAME STATISTICS

Opponent	GS	FG	3FG	FT	Reb	Pts	A	TO	B	S	Min
Miss. Valley State		1-2	1-2	4-4	5	7	3	0	4	1	21
Eastern Washington		2-2	0-0	0-0	2	4	0	1	0	1	15
at Butler		1-2	1-1	1-3	4	4	2	1	1	0	22
vs. Texas		0-1	0-0	2-2	6	2	3	0	1	0	13
vs. Notre Dame		0-2	0-2	0-0	0	0	0	3	0	0	10
Bryant		5-9	0-1	5-5	6	15	6	0	3	0	26
Wake Forest		4-8	1-4	2-3	6	11	4	3	2	2	29
DePaul		5-7	0-1	5-6	3	15	1	0	1	0	26
New Orleans		4-7	1-1	5-6	9	14	3	0	2	0	28
Chicago State		4-6	0-1	0-0	6	8	3	3	4	0	25
vs. Dayton		0-2	0-1	4-6	2	4	2	1	1	0	18
IUPUI		9-12	1-2	0-1	11	19	1	2	6	0	22
Houston Baptist		3-3	1-1	0-0	2	7	0	0	2	0	15
at Penn State		4-9	2-2	2-2	5	12	0	2	2	1	29
at Michigan State		0-1	0-1	0-0	2	0	0	1	0	0	12
Minnesota		2-9	0-6	0-0	6	4	0	2	1	0	23
at Nebraska		3-4	2-3	1-1	4	9	1	3	0	2	23
at Rutgers		2-5	1-3	0-0	10	5	4	3	2	0	22
Iowa		2-3	1-2	1-2	2	6	2	1	2	1	16
at Ohio State		2-6	1-1	2-2	4	7	2	1	1	0	17
Nebraska		0-2	0-1	2-2	0	2	1	1	0	0	17
Indiana		0-2	0-0	0-0	1	0	0	2	0	0	5
at Purdue		0-3	0-3	2-2	1	2	1	2	2	0	16
Illinois		1-5	0-3	6-6	9	8	1	2	1	2	22

## SKELLY'S CAREER HIGHS

Points .....	19 vs. IUPUI (12/20/16)
Rebounds.....	11 vs. IUPUI (12/20/16)
FG .....	9 vs. IUPUI (12/20/16)
3-pt FG .....	2 (2x) last at Nebraska (1/8/17)
FT .....	6 vs. Illinois (2/7/17)
Assists .....	6 vs. Bryant (11/25/16)
Steals .....	3 vs. MVSU (12/14/14)
Minutes.....	29 (2x) last at Penn State (12/27/16)

## SKELLY'S CAREER STATISTICS

			Total		3-Point		F-Throws		Rebounds										Scoring	
Season	gp-gs	min/avg	fg-fga	pct	fg-fga	pct	ft-fta	pct	off	def	tot	avg	pf	fo	ast	to	blk	stl	pts	avg
2014-15	29-0	210/7.2	16-33	.485	0-0	.000	9-17	.529	23	31	54	1.9	36	0	14	9	16	9	41	1.4
2015-16	30-0	376/12.5	33-54	.611	4-9	.444	29-45	.644	35	57	92	3.1	58	1	16	25	14	7	99	3.3
2016-17	24-0	472/19.7	54-112	.482	13-42	.310	44-53	.830	40	66	106	4.4	75	4	40	33	38	10	165	6.9
TOTAL	83-0	1058/12.7	103-199	.518	17-51	.333	82-115	.713	98	154	252	3.0	169	5	70	67	68	26	305	3.7





10

## CHARLIE HALL

6-5 • 205 • So. • Forward  
Los Angeles, Calif.  
Crossroads School

### 2016-17 SEASON NOTES

- Appeared in his first game of the season in win over Bryant (11/25)



21

## TINO MALNATI

6-3 • 175 • Fr. • Guard  
Northfield, Ill.  
New Trier

### 2016-17 SEASON NOTES

- Joined the team this fall as a walk-on

### HALL'S CAREER HIGHS

Points ..... none  
Rebounds ..... 1 (2x) vs. Iowa (1/15/17)  
FG ..... none  
3-pt FG ..... none  
FT ..... none  
Assists ..... none  
Steals ..... none  
Minutes ..... 4 vs. Sacred Heart (12/21/15)

### HALL'S GAME-BY-GAME STATISTICS

Opponent	GS	FG	3FG	FT	Reb	Pts	A	TO	B	S	Min
Miss. Valley State					DNP						
Eastern Washington					DNP						
at Butler					DNP						
vs. Texas					DNP						
vs. Notre Dame					DNP						
Bryant		0-1	0-1	0-0	0	0	0	0	0	0	1
Wake Forest					DNP						
DePaul					DNP						
New Orleans		0-0	0-0	0-0	0	0	0	0	0	0	3
Chicago State					DNP						
vs. Dayton					DNP						
IUPUI		0-0	0-0	0-0	1	0	0	0	0	0	1
Houston Baptist					DNP						
at Penn State					DNP						
at Michigan State					DNP						
Minnesota					DNP						
at Nebraska					DNP						
at Rutgers					DNP						
Iowa		0-1	0-1	0-0	1	0	0	0	0	0	1
at Ohio State					DNP						
Nebraska					DNP						
Indiana					DNP						
Purdue		0-0	0-0	0-0	0	0	0	0	0	0	1
Illinois					DNP						

### MALNATI'S GAME-BY-GAME STATISTICS

Opponent	GS	FG	3FG	FT	Reb	Pts	A	TO	B	S	Min
Miss. Valley State					DNP						
Eastern Washington					DNP						
at Butler					DNP						
vs. Texas					DNP						
vs. Notre Dame					DNP						
Bryant					DNP						
Wake Forest					DNP						
DePaul					DNP						
New Orleans					DNP						
Chicago State					DNP						
vs. Dayton					DNP						
IUPUI					DNP						
Houston Baptist					DNP						
at Penn State					DNP						
at Michigan State					DNP						
Minnesota					DNP						
at Nebraska					DNP						
at Rutgers					DNP						
Iowa					DNP						
at Ohio State					DNP						
Nebraska					DNP						
Indiana					DNP						
at Purdue					DNP						
Illinois					DNP						



**VIC LAW**  
R-So. • F • 6-7  
South Holland, Ill.  
St. Rita



**DERERK PARDON**  
So. • C • 6-8  
Cleveland, Ohio  
Villa Angela-St. Joseph



**CHARLIE HALL**  
So. • F • 6-5  
Los Angeles, Calif.  
Crossroads School



**ISIAH BROWN**  
Fr. • G • 6-2  
Lynnwood, Wash.  
Lakeside



**RAPOLAS IVANAUSKAS**  
Fr. • F • 6-9  
Barrington, Ill.  
Brewster Academy (N.H.)



**SCOTTIE LINDSEY**  
Jr. • G/F • 6-5  
Hillside, Ill.  
Fenwick



**TINO MALNATI**  
Fr. • G • 6-3  
Northfield, Ill.  
New Trier



**JORDAN ASH**  
So. • G • 6-3  
Bolingbrook, Ill.  
St. Joseph



**BARRET BENSON**  
Fr.. • C • 6-10  
Willowbrook, Ill.  
Hinsdale South



**BRYANT MCINTOSH**  
Jr. • G • 6-3  
Greensburg, Ind.  
Greensburg



**NATHAN TAPHORN**  
Sr. • F • 6-7  
Pekin, Ill.  
Pekin



**SANJAY LUMPKIN**  
R-Sr. • G/F • 6-6  
Wayzata, Minn.  
Benilde-St. Margaret's



**AARON FALZON**  
So. • F • 6-8  
Newton, Mass.  
Northfield Mount Hermon



**GAVIN SKELLY**  
Jr. • F • 6-8  
Westlake, Ohio  
Westlake



**CHRIS COLLINS**  
Head Coach  
Fourth Season  
Duke, '96