

MINNESOTA

BASKETBALL



GAME 29

MINNESOTA (8-20, 2-14) vs. WISCONSIN (19-10, 11-5)

Wednesday, March 2 – 8:00 p.m. CT
Minneapolis, Minn. (Williams Arena)

2015-16 SCHEDULE

Date	Opponent	TV	Time/Result
Nov. 1	Minnesota Crookston (Exhibition)	BTN Plus	W, 74-57
Nov. 6	Southwest Minnesota State (Exhibition)	BTN Plus	W, 81-64
Nov. 13	UMKC	BTN Plus	W, 76-58
Nov. 15	LOUISIANA-MONROE	BTN	W, 67-56

PUERTO RICO TIP-OFF (Coliseo Roberto Clemente, San Juan)

Nov. 19	Temple	ESPNU	L, 70-75
Nov. 20	Missouri State	ESPNU	W, 74-69
Nov. 22	Texas Tech	ESPNU	L, 68-81

Nov. 27	OMAHA	ESPN3	W, 93-90
Nov. 30	CLEMSON	ESPN2	W, 89-83
Dec. 5	SOUTH DAKOTA	BTN Plus	L, 81-85 (2OT)
Dec. 8	SOUTH DAKOTA STATE	ESPN3	L, 70-84
Dec. 12	vs. Oklahoma State (at Sioux Falls, S.D.)	BTN	L, 60-62
Dec. 16	CHICAGO STATE	ESPN3	W, 70-52
Dec. 23	MILWAUKEE	ESPN3	L, 65-74
Dec. 30	at Ohio State	BTN	L, 63-78
Jan. 2	#1/1 MICHIGAN STATE	ESPN2	L, 61-69
Jan. 5	at Penn State	BTN	L, 77-86
Jan. 9	NORTHWESTERN	BTN	L, 52-77
Jan. 12	at Nebraska	BTN	L, 59-84
Jan. 16	RV/#25 INDIANA	BTN	L, 63-70
Jan. 20	at Michigan	BTN	L, 69-74
Jan. 23	ILLINOIS	BTN	L, 71-76 (OT)
Jan. 27	#21/21 PURDUE	BTN	L, 64-68
Jan. 30	at #19/17 Indiana	BTN	L, 68-74
Feb. 4	at Northwestern	BTN	L, 58-82
Feb. 10	MICHIGAN	BTN	L, 74-82
Feb. 14	at #4/5 Iowa	BTN	L, 71-75
Feb. 18	#6/5 MARYLAND	BTN	W, 68-63
Feb. 23	RUTGERS	BTN	W, 83-61
Feb. 28	at Illinois	BTN	L, 71-84
Mar. 2	WISCONSIN	BTN	8:00 p.m.
Mar. 5	at Rutgers	BTN	12:00 p.m.
Mar. 9-13	Big Ten Tournament (Bankers Life Fieldhouse, Indianapolis)		

all times central • schedule subject to change

MINNESOTA ATHLETIC COMMUNICATIONS

244 Bierman Field Athletic Building, Minneapolis, MN 55447

DAN REISIG, Associate Director, Athletic Communications

Work: 612-625-4389 • Cell: 612-419-6142 • Email: dbrisig@umn.edu
GOPHERSPORTS.com



@GopherMBB



/GopherMensBasketball

GAME INFORMATION

Date: Wednesday, March 2, 2016

Time: 8:00 p.m. CT

Location: Minneapolis, Minn.

Arena: Williams Arena (14,625)

TV: BTN – Dave Revsine (Play-by-Play); Jon Crispin (Analyst)

Radio: Learfield/1500 ESPN Twin Cities –

Mike Grimm (Play-by-Play); Spencer Tollackson (Analyst)

Satellite Radio: Sirius 83/XM 195

SERIES INFORMATION

Series: 189th Meeting (96-92)

Series (Home): 100th Meeting (63-33)

Current Streak: L-4

Richard Pitino vs. Wisconsin: 1-4

Minnesota vs. Big Ten: 735-800

Richard Pitino vs. Big Ten: 18-38

* - excludes vacated games

GAME DAY TID-BITS

- The University of Minnesota men's basketball team closes out its home schedule on Wednesday night hosting rival Wisconsin, their lone meeting this season.
- Minnesota is coming off an 84-61 loss at Illinois on Sunday, coming after two straight victories at home.
- Wisconsin has won 10 of its last 11 games after starting conference play 1-4, including a 68-57 victory over Michigan on Sunday in Madison.
- On Tuesday, head coach Richard Pitino announced the suspension of guards Kevin Dorsey, Nate Mason and Dupree McBrayer for the duration of the season for a violation of team rules.
- The Feb. 23 22-point win over the Scarlet Knights was the highest margin of victory in a Big Ten game under head coach Richard Pitino, and the most since a 73-44 win over Penn State on Mar. 2, 2013.
- With the victory over Maryland, the Gophers have earned top-10 wins in seven of the last eight seasons.
- The Gophers saw five players reach double figures on Feb. 23 against Rutgers for the fourth time this season and the second time in Big Ten play (Omaha, South Dakota, Michigan).
- Forward Jordan Murphy was recognized by the Big Ten Conference as its Freshman of the Week on Feb. 22, his second such honor (Dec. 7). Murphy posted his seventh double-double of the year (17 pts/11rbs) in the win over then-No. 6 Maryland. He has since matched the feat in the last two games.
- Murphy's 18 rebounds against Chicago State set a new Gophers freshman single-game record, and is the most since Trevor Mbakwe had 18 against North Dakota State on Dec. 11, 2012.
- The University of Minnesota men's basketball team will welcome three new members starting in 2016, as guard Amir Coffey (Hopkins, Minn./Hopkins HS), forward Eric Curry (Little Rock, Ark./Southwest Christian Academy) and guard/forward Michael Hurt (Rochester, Minn./John Marshall HS) signed their National Letters of Intent on Nov. 11. The trio represents the highest-rated signing class in Pitino's tenure, as the group is ranked 17th nationally by 247Sports and 20th in the nation by Scout.com. Both publications have listed the Gophers recruiting class as the third-highest ranked in the Big Ten.

MINNESOTA TEAM INFORMATION (STARTERS BASED ON PREVIOUS GAME)

		PROBABLE STARTERS	PPG	RPG	APG	MPG	FG%	OTHER
G	15	Stephon Sharp	1.9	0.3	0.3	6.5	.538	19pts at Illinois
G	32	Ahmad Gilbert	2.8	1.4	0.7	11.1	.306	0.5 spg
F	23	Charles Buggs	5.4	3.0	0.6	22.9	.444	0.5 bpg/spg
F	24	Joey King	11.8	3.8	1.4	29.7	.434	0.5 spg
F	3	Jordan Murphy	11.8	8.1	0.5	25.8	.496	1.0 bpg/spg

		RESERVES	PPG	RPG	APG	MPG	FG%	OTHER
G	1	Dupree McBrayer	5.9	2.3	2.5	22.7	.326	1.0 spg
G	2	Nate Mason	13.8	2.8	4.5	32.6	.389	0.9 spg
G	4	Kevin Dorsey	6.8	2.3	1.4	18.2	.360	0.5 spg
G	10	Darin Haugh	0.0	0.0	0.0	1.0	—	—
C	21	Bakary Konaté	4.5	4.5	0.4	20.8	.527	1.1 bpg
G	25	Mike Lukashewich	2.0	0.0	0.0	1.0	1.000	1-1 FG vs. RU
F	41	Gaston Diedhiou	0.7	0.7	0.0	5.0	.312	0.1 bpg/spg

MINNESOTA GOLDEN GOPHERS



2015-16 Record: 8-20

Big Ten Record: 2-14

AP Head Coach:

- Richard Pitino (Providence, '05)

Career Record: 69-62 (4th season)

Record at Minnesota: 51-48 (3rd season)

USA

Today

-

STATISTICAL LEADERS

Points: Nate Mason (13.8)

Rebounds: Jordan Murphy (8.1)

Assists: Nate Mason (4.5)

Blocks: Bakary Konaté (1.1)

Steals: Dupree McBrayer/Jordan Murphy (1.0)

WISCONSIN BADGERS



2015-16 Record: 19-10

Big Ten Record: 11-5

AP Interim Head Coach: Greg Gard

RV (UW-Platteville, '95)

USA Career Record: 11-5 (1st season)

Record at Wisconsin: Same

Today

RV

STATISTICAL LEADERS

Points: Nigel Hayes (16.4)

Rebounds: Ethan Happ (7.8)

Assists: Nigel Hayes (3.2)

Blocks: Ethan Happ (0.9)

Steals: Ethan Happ (1.8)

GOPHERS VS. WISCONSIN FACTS

LAST GOPHER WIN	Jan. 22, 2014 (Minnesota 81, Wisconsin 68)
LAST WISCONSIN WIN	Mar. 5, 2015 (Wisconsin 76, Minnesota 63)

COACHES

RICHARD PITINO VS. WISCONSIN	1-4
BO RYAN VS. MINNESOTA	20-6

STREAKS

CURRENT STREAK	Wisconsin, W-4
WINS OVERALL	17 (March 6, 1971-Jan. 10, 1980)
LOSSES OVERALL	10 (Jan. 20, 1912-March 4, 1916)
HOME WINS	15 (March 6, 1971-Jan. 29, 1985)
HOME LOSSES	5 (March 9, 1912-March 4, 1916)
AWAY WINS	7 (Jan. 18, 1972-Feb. 8, 1979)
AWAY LOSSES	12 (Jan. 14, 1995-Feb. 16, 2008)*

*Includes vacated games

MISC.

MOST GOPHERS' POINTS - WIN	111 (Minnesota 111, Wisconsin 92 - Feb. 1, 1964)
FEWEST GOPHERS' POINTS - WIN	16 - twice; last (Minnesota 16, Wisconsin 14 - Jan. 10, 1925)
MOST GOPHERS' POINTS - LOSS	88 (Wisconsin 94, Minnesota 88 - Feb. 3, 1962)
FEWEST GOPHERS' POINTS - LOSS	7 - twice; last (Wisconsin 31, Minnesota 7 - Feb. 27, 1915)
MOST WISCONSIN POINTS - WIN	94 (Wisconsin 94, Minnesota 82 - Feb. 27, 1968)
FEWEST WISCONSIN POINTS - WIN	16 (Wisconsin 16, Minnesota 13 - March 10, 1917)
MOST WISCONSIN POINTS - LOSS	98 (Minnesota 104, Wisconsin 98 - March 6, 1971)
FEWEST WISCONSIN POINTS - LOSS	9 (Minnesota 16, Wisconsin 9 - Feb. 25, 1910)
LARGEST GOPHER WIN MARGIN	32 (Minnesota 85, Wisconsin 53 - Feb. 18, 1957)
LARGEST WISCONSIN WIN MARGIN	32 (Wisconsin 85, Minnesota 53 - Jan. 22, 2000)
OVERTIME GAMES	Minnesota leads, 5-4 (last: Minnesota 58, OSU 53 - Feb. 14, 2013)

INDIVIDUAL

MINNESOTA	
MOST POINTS	Oliver Shannon (42 - March 6, 1971)*
ASSISTS	Arriel McDonald (16 - Jan. 12, 1994)*

GOPHERS VS. WISCONSIN (ALL-TIME)

Overall: 96-92

Home: 63-33 • Away: 33-57 • Neutral: 0-2

1900	2/17	H	W	18-15	1915	1/16	H	L	20-23
1901	2/23	H	W	42-15	1915	2/27	A	L	7-31
1902	2/22	H	W	30-10	1916	1/15	A	L	11-31
1903	2/21	H	W	38-11	1916	3/4	H	L	14-32
1906	2/23	A	L	24-31	1917	1/13	H	W	33-23
1906	3/17	H	W	16-10	1917	3/10	A	L	13-16
1907	1/12	H	W	18-11	1918	3/2	H	L	17-18
1907	3/9	A	L	20-31	1918	3/16	A	W	19-11
1908	1/25	A	L	16-37	1919	1/18	H	W	38-23
1908	3/7	H	L	14-34	1919	3/1	A	W	23-12
1909	1/30	H	L	13-16	1920	1/31	A	L	12-28
1909	3/9	A	L	14-37	1920	2/28	H	W	32-26
1910	2/5	A	L	14-24	1921	1/29	H	W	22-21
1910	2/25	H	W	16-9	1921	3/5	A	L	12-18
1911	2/4	H	W	17-16	1922	1/21	A	W	17-15
1911	3/1	A	W	21-13	1922	3/4	H	L	20-34
1912	1/20	A	L	12-22	1923	1/20	H	L	12-24
1912	3/9	H	L	26-29 (OT)	1923	3/3	A	L	10-36
1913	1/18	H	L	11-19	1925	1/10	H	W	16-14
1913	2/25	A	L	11-29	1925	1/24	A	W	25-14
1914	1/17	A	L	7-28	1926	1/5	A	L	24-33
1914	2/28	H	L	9-27	1926	3/5	H	W	31-19

1927	1/14	H	L	26-35	1979	2/8	A	W	74-72
1928	2/1	A	L	18-38	1980	1/10	H	W	82-76 (OT)
1929	1/5	H	L	21-29	1980	2/23	A	L	55-70
1929	1/19	A	L	17-39	1981	1/8	H	W	76-60
1931	1/19	H	W	28-26	1981	3/7	A	L	58-60 (OT)
1931	2/14	A	W	42-15	1982	1/21	A	W	78-57
1932	2/20	H	W	43-17	1982	2/11	H	W	71-60
1932	3/7	A	W	23-21	1983	1/29	A	W	63-58
1934	1/13	H	L	30-31	1983	2/19	H	W	78-71
1934	3/5	A	L	23-24	1984	1/25	H	W	75-62
1935	1/21	A	L	31-38	1984	2/15	A	W	68-67
1935	2/18	H	L	27-28	1985	1/29	H	W	72-62
1937	2/13	A	W	37-32	1985	2/24	A	L	61-65
1937	2/27	H	W	30-17	1986	1/23	A	W	67-65
1938	1/8	H	L	28-35	1986	2/22	H	L	64-70
1938	3/5	A	W	35-28	1987	1/3	H	W	69-67
1939	2/20	H	W	34-32	1987	3/5	A	L	52-69
1939	2/27	A	L	25-35	1988	2/8	H	W	71-62
1940	2/12	A	L	34-36	1988	2/28	A	L	70-81
1940	2/26	H	W	44-39	1989	1/4	A	L	67-75
1941	1/6	H	W	44-27	1989	2/8	H	W	59-58
1941	3/1	A	L	32-42	1990	1/22	A	L	75-77
1942	3/2	H	L	47-49	1990	2/22	H	W	68-67
1943	1/30	A	L	33-54	1991	1/7	A	L	62-72
1943	3/1	H	W	48-34	1991	3/9	H	W	80-70
1944	1/29	H	L	30-49	1992	1/15	A	W	49-48
1944	2/25	A	L	33-50	1992	3/4	H	W	76-57
1945	1/13	A	L	37-46	1993	1/16	A	L	70-79
1945	3/3	H	W	54-50	1993	2/18	H	W	85-71
1946	1/28	A	W	46-45	1994	1/12	H	W	90-53
1946	3/2	H	W	58-57	1994	2/12	A	W	109-78
1947	2/8	A	L	51-60	1995	1/14	A	L	67-74
1947	3/1	H	W	58-55	1995	2/28	H	W	78-70
1948	1/5	A	L	50-59	1996	1/24	A	L	65-73 OT
1948	3/1	H	W	46-41	1996	2/17	H	W	70-66
1949	1/10	H	W	47-33	1997	1/2	H	W	65-48
1949	3/5	A	L	43-45	1997	3/8	A	L	65-66
1950	1/16	A	L	54-57	1998	1/27	H	W	58-48
1950	3/4	H	L	54-60	1999	1/30	A	L	50-61
1951	2/3	H	L	44-47	2000	1/22	A	L	53-85
1952	2/9	A	W	54-47	2000	2/5	H	L	64-66
1953	1/5	H	W	64-53	2001	1/6	H	W	54-49
1953	1/12	A	L	74-76	2001	2/21	A	L	54-64
1954	2/15	A	W	78-68	2002	1/16	A	L	64-73
1954	3/6	H	W	78-73 (OT)	2002	2/16	H	L	62-67
1955	2/21	A	W	71-69	2003	1/15	A	L	50-66
1955	3/5	H	L	72-78	2003	3/2	H	L	61-69
1956	2/11	A	W	77-71	2004	2/4	A	L	66-80
1957	2/18	H	W	85-53	2004	3/12	N	L	52-66
1958	2/8	A	W	71-66	2005	2/5	H	W	60-50
1958	2/24	H	W	71-63	2006	1/10	H	L	62-64
1959	1/3	H	W	79-66	2006	2/26	A	L	74-80
1959	2/21	A	W	69-50	2007	1/6	A	L	45-68
1960	1/30	H	W	86-72	2007	2/14	H	L	62-75
1961	2/20	A	L	75-83	2008	2/3	H	L	47-63
1962	2/3	H	L	88-94	2008	2/16	A	L	56-65
1962	2/26	A	W	92-90	2009	1/15	A	W	78-74 (OT)
1963	2/2	A	W	68-68	2009	3/4	H	W	51-46
1963	2/18	H	W	72-48	2010	2/18	H	W	68-52
1964	2/1	H	W	111-92	2011	12/28	A	L	60-68
1964	3/2	A	W	105-96	2012	2/9	H	L	61-68 (OT)
1965	1/9	H	W	81-57	2012	2/28	A	L	45-52
1965	2/16	A	W	101-91	2013	1/24	A	L	44-45
1966	3/7	H	L	74-87	2013	2/14	H	W	58-53 (OT)
1967	2/14	A	L	75-85	2014	1/22	H	W	81-68
1968	1/30	H	L	62-72	2014	2/13	A	L	70-78
1968	2/27	A	L	82-94	2014	3/14	N	L	57-83
1969	1/14	A	L	61-68	2015	2/21	A	L	53-63
1969	2/11	H	L	63-69	2015	3/5	H	L	63-76
1970	1/13	A	L	84-90					
1971	3/6	H	W	104-98					
1972	1/18	A	W	65-59					
1972	2/19	H	W	76-73					
1973	1/13	H	W	78-54					
1973	1/29	A	W	81-64					
1974	2/2	H	W	64-63 (OT)					
1975	1/2	A	W	61-46					
1975	3/3	H	W	65-58					
1976	1/19	A	W	96-84					
1976	2/16	H	W	98-74					
1977	1/22	H	W	82-64					
1977	3/3	A	W	64-61					
1978	1/21	A	W	61-51					
1978	2/9	H	W	64-55					
1979	1/20	H	W	82-72					

Bolded games have since been vacated

MURPHY AMONG NCAA'S FAB FRESHMEN

- Freshman Jordan Murphy has posted numbers that rank him among the nation's best first-year players.
- Murphy is averaging 11.8 points, 8.1 rebounds, 1.0 blocks and 1.0 steals per game, appearing in all 27 contests including the last 16 as a starter.
- He is one of only four major conference freshmen to average more than 10 points, seven rebounds and one block per game this year.
- The others are Henry Ellenson (Marquette), Ivan Raab (Cal) and Ethan Happ (Wisconsin).
- Murphy leads the Gophers in rebounding and steals, and is second in blocks in scoring.

KING RANKS NATIONALLY AT THE LINE

- Senior Joey King ranks among the top free throw shooters in the nation, as of February 26.
- King, who is 74-of-83 from the charity stripe this season (.892), is first in the Big Ten and sixth in the nation.
- The Eagan, Minn., native is a career 83.3 percent free throw shooter, including a 84 percent mark as a Gopher, which ranks highest in school history, just ahead of Andre Hollins' career mark of 82.8 percent.

THREE SUSPENDED FOR DURATION OF SEASON

- Head coach Richard Pitino announced Tuesday that Kevin Dorsey, Nate Mason and Dupree McBrayer will be suspended for the duration of the season after violating team rules.
- The three did not play on Sunday at Illinois.

JOEY-1000

- On Jan. 5, Joey King crossed the 1,000 career point mark.
- King has amassed 1,134 points during his four-year career at both Drake and Minnesota. He scored 222 points his freshman season with the Bulldogs before transferring to the U.
- Coming to his home state, the Eagan product has averaged 9.3 points per game as a Gopher, including a career-high 11.8 points per game this season.
- King has totaled 912 points in the Maroon and Gold.

SHARP STRONG IN CHAMPAIGN

- Freshman Stephon Sharp, a walk-on guard, had taken the court for just 39 minutes heading into Sunday's game at Illinois.
- Sharp started the game and doubled that total with an impressive performance against the Illini, scoring 19 points in 39 minutes of play, adding three rebounds, one steal and an assist.
- His 19-point effort was the third highest by a Gopher freshman this season, and the first time a Gopher walk-on scored in double figures since Zach Pachtel in the 2005-06 season.

PROTECTING THE BALL

- Minnesota did an outstanding job limiting turnovers against then-No. 1 Michigan State on Jan. 2.
- The Gophers committed just four turnovers, compared to 11 for the Spartans.
- It was the first game for Minnesota with five or fewer turnovers in nearly 12 years, dating back to four against Indiana on Jan. 24, 2004.
- The Gophers repeated the mark at Indiana on Jan. 30 with just four turnovers against the Hoosiers.
- Minnesota is fourth in the Big Ten in turnover margin at +1.4.
- Nationally, the Gophers rank 35th among D-1 teams with 11.1 turnovers per game.

CAREER HIGHS VS. THE PANTHERS

- Bakary Konate grabbed a career-high 11 rebounds for the Gophers to go along with three points. It was the third double-digit rebounding total this season for the 6-foot-11 center, who had 10 boards against both Omaha and South Dakota State.
- Carlos Morris made a career-high 10 field goals in 18 attempts, as he tied his career high with 24 points.

He also scored 24 points against UNC Wilmington on Dec. 27, 2014.

MURPHY'S LAW

- Freshman Jordan Murphy came off the bench to spark the Gophers in the first half against Clemson in the Big Ten/ACC Challenge on Nov. 30.
- He wound up turning in the first 20-point game by a Minnesota freshman since Andre Hollins had five such performances during 2011-12.
- He finished the contest with game-highs of 24 points and 10 rebounds for his first career double-double. It was Murphy's second straight double-figure game coming off the bench. He had 14 points and six rebounds versus Omaha.
- Murphy's double-double is the first by a Gopher freshman since Kris Humphries did it 16 times in 2003-04.
- He is also the first Minnesota player with three-straight double-doubles since Kris Humphries in December 2003.
- Murphy has totaled eight double-doubles this season and is leading the team averaging 8.1 rpg.

DOUBLE-DOUBLE?

- In addition to Jordan Murphy's second-straight point-rebound double-double of 19 points and 17 rebounds, Joey King recorded his first career double-double as a Gopher, finishing the game with 17 points and 10 rebounds.
- It marks the first time two Minnesota players had a double-double in the same game since Austin Hollins (20 points, 14 rebounds) and Elliott Eliason (10 points, 12 rebounds) accomplished the feat on Dec. 10, 2013.

MINNESOTA MADE

- The 2015-16 Gophers roster features five players who hail from the North Star State.
- Senior Joey King (Eagan), redshirt junior Darin Haugh (Prior Lake) and freshman Stephon Sharp (Bloomington) will all take the court this year, while junior transfer Reggie Lynch (Edina) and freshman Jarvis Johnson (Minneapolis) will not play.
- The five Minnesotans represent the highest number of in-state players on a Gopher roster since 2013, while two more Minnesota natives in Amir Coffey (Hopkins) and Michael Hurt (Rochester) signed their NLI's to join the team next season.

RECORDS AND MARKS IN 2014-15

- Last season, the Gophers reached a number of milestones and records, both offensively and on defense.
- Minnesota set a new school single-season record with 313 steals, passing the previous mark of 297 set in 2007-08.
- The Gophers averaged 74.2 points per game, the highest since the 2001-02 season and the second straight season under head coach Richard Pitino that the Gophers have averaged more than 71 ppg.
- From beyond the arc, the Maroon and Gold shot 38.1 percent, the third-best total in school history.
- The Gophers saw three players average 11 or more points per game for the second straight year after not doing so since 2006-07.

GOPHERS ON TV

- Every regular season Minnesota game will be able to be watched live this season.
- The Gophers will be featured at least nine times on the ESPN family of networks this season, including three games during the Puerto Rico Tip-Off and home games against Clemson (ESPN2), Michigan State (ESPN2), and ESPN3 broadcasts against Omaha, South Dakota State, Chicago State and Milwaukee.
- Big Ten Network will televise at least 18 Minnesota games, starting with the Nov. 15 contest vs. Louisiana Monroe.

MEDIA CREDENTIALS

Requests for working media credentials (newspaper, radio, TV, photo) for Minnesota home games must be made on-line at gophersports.com/media. Requests for credentials should be made as early as possible due to severe seat limitations in the press areas at Williams Arena. Please contact the Athletic Communications office for more information regarding the on-line credentialing system. Delivery of credentials will be handled according to individual situations, but in most cases will not be mailed. Credentials can be picked up starting two and a half hours before game time at the Williams Arena media will call gate at the west end of the south lobby of the building.

MEDIA CREDENTIAL CRITERIA

Due to severe space limitations for media seating in Williams Arena, media requesting credentials for Golden Gopher basketball will have to meet certain criteria to gain access to press seating. The criteria will also determine where media will be located during games either in press row court-side or in the upper press row (Row 1 of balcony on north side). Order of priority:

- The originating television entity of the game will be seated court-side at center court.
- Flagship radio for both teams will be seated in the upper level press row. Any non-originating radio stations doing game updates will be seated in the upper press row. Student radio stations will be subject to space restrictions and will only be granted credentials if space allows.
- Any national publication will be granted a minimum of one credential for working press and one photography credential if needed court-side.
- The Associated Press and the primary daily newspapers of the Minneapolis/St. Paul market that provide daily coverage for Golden Gopher basketball will be granted three seats court-side. (1-photo, 2-working press). Any other requested credentials will be seated in the upper press row.
- Any visiting team's primary newspapers from its largest media market that provide daily coverage of the visiting team will be granted one credential court-side if space allows. The location of other credentialed media of the visiting team will be determined by circulation size or the visiting SID.
- Minneapolis/St. Paul local television stations with network affiliation will be granted a shooting position (located near the slash camera position) and one seat in the radio deck.
- Any local television stations from visiting markets will be seated on the radio deck.
- Daily student newspapers will be placed on the radio deck with the exception of the Minnesota Daily. The Minnesota Daily will have one credential in the court-side press row. Any additional credentialed seats will be located in the radio deck.
- Any weekly, basketball specific, or school specific publications with the exception of the Minnesota Spokesman-Recorder will be seated on the radio deck and issue of credentials will be determined by space restrictions and the media relations office. The Minnesota Spokesman-Recorder will have one credential in the court-side press row.
- If there is no space available on either press row, media can request credentials and have access during the game to the media work room located on the second level of the east addition and postgame interview areas.

PHOTO AND FILM CREDENTIALS

All photo and game film credentials should be requested as early as possible because of severe space limitations. Photographers and film crews may work only in the designated areas. Photographers are not allowed on the court during play, but can photograph pregame and postgame activities, if they have requested such access from the media relations staff. Failure to comply will result in expulsion from the arena.

WEEKLY PRACTICE ACCESS/INTERVIEW AVAILABILITY

Coach Pitino and select Golden Gopher players will be made available for interviews the day before each game prior to the start of that day's practice. Interviews, in most cases, will be conducted in the Williams Arena Media Room. This is subject to change at the coaches discretion. It is strongly recommended that at least 24 hours notice be given to Dan Reisig in the Athletic Communications Office to ensure that your request can be considered.



RICHARD PITINO

HEAD COACH | THIRD SEASON

Richard Pitino AT A GLANCE

Born	Sept. 16, 1982
Hometown	Boston, Mass.
High School	St. Sebastian's School (Needham, Mass.)
College	Providence, 2005 (B.S. History)
Family	Wife, Jill; Daughter, Ava; Son, Jack

Collegiate Coaching Experience

2005-06	Assistant Coach	Northeastern
2006-07	Assistant Coach	Duquesne
2007-09	Assistant Coach	Louisville
2009-11	Assistant Coach	Florida
2011-12	Associate Head Coach	Louisville
2012-13	Head Coach	Florida International
2013-	Head Coach	Minnesota

Coaching Record

2012-13	Florida International	18-14
<ul style="list-style-type: none"> Led FIU to first winning season since 1999-2000 Guided Panthers to 18 wins, its highest total since 1997-98 Led FIU to its first appearance in the Sun Belt Conference Tournament championship game. FIU finished with 11 conference wins on the season, the most by a Panther team since joining the Sun Belt Conference. 		
2013-	Minnesota	51-48
<ul style="list-style-type: none"> Set a school record for victories and steals in a single season Guided Gophers to 2014 NIT Championship 		

Pitino's 43 wins is the **second-highest total** of all current Big Ten head coaches in their first two years at their respective school.

His **.606 winning percentage** in that time frame ties for third in that category.

Richard Pitino is in his third season as the 17th head coach of the University of Minnesota's Golden Gopher men's basketball team.

Last year, the Gophers set a new school single-season record with 313 steals, passing the previous mark of 297 set in 2007-08. The team averaged 74.2 points per game, the highest since the 2001-02 season and the second straight season under head coach Richard Pitino that the Gophers have averaged more than 71 points per game. Two of his players garnered All-Big Ten honorable mentions in guard Andre Hollins (coaches & media) and Maurice Walker (media). In February, the Gophers defeated then-#25 and eventual Final Four team Michigan State in East Lansing for the first time since 1997 (later vacated) – the team's first road win over a top-25 team since 2012.

In year one, Pitino led the Gophers to their second National Invitation Tournament championship in program history, posting a school-record 25 wins in the process. Among those victories were three top-25 wins at home in Williams Arena, knocking off #9/8 Wisconsin, #11/9 Ohio State, and #20/19 Iowa. Those were part of the 20 home wins that the Gophers amassed during the season. Pitino's first Gopher team finished with eight Big Ten victories, seventh in the conference, along with an opening-round win in the Big Ten Tournament. The 2014-15 squad featured two All-Big Ten honorable mention players in junior guards Andre Hollins and DeAndre Mathieu, the latter one of four newcomers that arrived on campus with Pitino.

"We are excited to welcome Coach Pitino to the University of Minnesota," said University President Eric Kaler at the time of his hiring. "Pitino brings the energy, skill, passion and commitment we need to lead our program and develop our student-athletes, both on and off the court."

Pitino came to Gold Country after spending one season at the helm of the Florida International University (FIU) basketball program. Prior to his arrival in South Florida, FIU had not had a winning season since 1999-2000 and in the three seasons before his hiring posted a combined record of 26-65.

In just one season, Pitino led the program to 18 wins, the fourth-most in program history, and its first appearance in the Sun Belt Conference Tournament championship game. FIU finished with 11 conference wins on the season, the most by a Panther team since joining the Sun Belt Conference.

Prior to leading FIU, Pitino served as the Associate Head Coach for one season and an assistant for two other seasons under his father, Rick, at Louisville. In three years overall with the Cardinals, he helped the program to a combined 88-25 record, a pair of NCAA Elite Eight berths (2008 and 2009) and one NCAA Final Four appearance (2012). His efforts also helped the Cards land two of top 15 recruiting classes in his three years (2007-08 and 2008-09).

Pitino also spent time as an assistant for two seasons under Billy Donovan at Florida. In his time with the Gators, the club was a combined 50-20 with back-to-back NCAA Tournament appearances, including reaching the 2011 NCAA Southeast Regional finals before falling to NCAA runner-up Butler.

Pitino has also spent time as an assistant at Duquesne (2006-07) and Northeastern (2005-06).

MINNESOTA WHEN...

	2015-16	2014-15
Home	7-9	13-5
Away	0-8	3-8
Neutral	1-3	2-2
Nonconference (includes post-season games)	6-6	12-3
Big Ten Conference	2-14	6-12
Big Ten Tournament	0-0	1-1
Leading at half	6-3	16-4
Trailing at half	2-16	2-9
Tied at half	0-1	0-2
Leading with 5:00 left	8-1	17-3
Trailing with 5:00 left	0-18	0-10
Tied with 5:00 left	0-1	1-2
Overtime	0-2	1-1
Shooting 50% or better from the field	1-2	10-0
Shooting less than 50% from the field	7-18	8-15
Opp. shoot 50% or better from the field	1-8	1-5
Opp. shoot less than 50% from the field	7-12	17-10
Make more 3s than opponent	5-4	9-8
Opponent makes more 3s	1-11	5-7
3s are equal	2-5	4-0
More FT attempts than opponent	7-9	13-3
Opponent had more FT attempts	1-11	4-11
FT attempts are equal	0-0	1-1
Out-rebound opponent	3-4	7-4
Out-rebounded by opponent	5-13	11-10
Rebounds are equal	0-3	0-1
Fewer turnovers than opponent	7-10	16-6
More turnovers than opponent	1-10	2-6
Turnovers are equal	0-0	0-3
Bench outscores opponent's bench	4-11	11-8
Opponent's bench outscores MN bench	4-9	6-5
Bench points are equal	0-0	1-2
Score 70 points or more	6-8	13-5
Score fewer than 70 points	2-12	5-10
Hold opponent to less than 70 points	6-3	13-4
Opponent scores 70 points or more	2-17	5-11
Score 80 points or more	3-1	11-0
Games decided by 1-5 points	3-7	3-8
Games decided by 6-10 points	1-6	4-3
Games decided by 11-15 points	1-4	2-3
Games decided by more than 15 points	3-3	9-1
November	5-2	4-2
December	1-5	7-1
January	0-9	3-6
February	2-4	3-3
March	0-0	1-3
On CBS, TruTV, TNT, TBS	0-0	—
On ESPN, ESPN2, ESPNU	2-3	3-7
On Big Ten Network	3-14	9-8
Other/Internet	3-3	6-0
Non-Televised	0-0	—
vs. ranked opponents	1-5	1-6
vs. unranked opponents	7-15	17-9
Miscellaneous Stats		
Current streak	L-1	L-1
Homecourt streak	W-2	L-2
Neutral streak	L-2	L-1
Road streak	L-8	W-1
Wearing White	4-6	11-3
Wearing Gold	3-6	3-2
Wearing Maroon	1-7	4-8
Wearing Black	0-1	0-1
Day Games	3-7	6-5
Night Games	5-12	12-10
Weekday Games	7-9	12-10
Weekend Games	1-10	6-5

2015-16 STARTING LINEUPS

Games	G	G	G/F	F	F/C	Record
1-2	Mason	Morris	Buggs	King	Diedhiou	2-0
3-6	Mason	Morris	Buggs	King	Konaté	2-2
7	Mason	Morris	McBrayer	King	Konaté	1-0
8-9	Mason	Morris	Buggs	King	Konaté	0-2
10-11	Mason	Morris	McBrayer	King	Konaté	1-1
12-16	Mason	Morris	Murphy	King	Konaté	0-5
17-18	Mason	McBrayer	Gilbert	Murphy	Konaté	0-2
19	Mason	McBrayer	Buggs	Murphy	Konaté	0-1
20	Mason	McBrayer	Buggs	King	Murphy	0-1
21-27	Mason	McBrayer	Buggs	Murphy	Konaté	2-5
28	Sharp	Gilbert	Buggs	King	Murphy	0-1

2015-16 MISCELLANEOUS STATISTICS

ATTENDANCE	G	TOTAL	AVERAGE	DOUBLE-FIGURE REBOUNDS	SEASON (CAREER)
Home	16	169,731	10,608	Jordan Murphy	9 (9)
Away	8	98,842	12,355	Bakary Konaté	3 (3)
Neutral	4	8,157	2,039	Joey King	1 (3)
Total	28	276,730	9,883	Charles Buggs	1 (1)

DUNK -0- METER	SEASON (CAREER)	STARTS	SEASON (CAREER)
Jordan Murphy	44 (44)	Nate Mason	27 (33)
Bakary Konaté	22 (28)	Bakary Konaté	24 (24)
Charles Buggs	6 (14)	Joey King	18 (63)
Dupree McBrayer	2 (2)	Charles Buggs	18 (25)
Joey King	(7)	Jordan Murphy	17 (17)
Carlos Morris	(2)	Carlos Morris	16 (39)
		Dupree McBrayer	14 (14)

DOUBLE-DOUBLES	SEASON (CAREER)		
Jordan Murphy	9 (9)	Ahmad Gilbert	3 (3)
Joey King	1 (2)	Gaston Diedhiou	2 (2)
Bakary Konaté	1 (1)	Stephon Sharp	1 (1)

DOUBLE-FIGURE SCORING	SEASON (CAREER)	GAMES MISSED (INJURY/ILLNESS/OTHER)	SEASON (CAREER)
Nate Mason	21 (37)	Darin Haugh	6 (6)
Jordan Murphy	19 (19)	Ahmad Gilbert	5 (5)
Joey King	18 (50)	Kevin Dorsey	2 (2)
Carlos Morris	11 (28)	Dupree McBrayer	1 (1)
Kevin Dorsey	7 (7)	Nate Mason	1 (1)
Dupree McBrayer	5 (5)	Carlos Morris	1 (1)
Charles Buggs	4 (6)	Mike Lukasewich	1 (1)
Bakary Konaté	3 (3)	Charles Buggs	(2)
Stephon Sharp	1 (1)	Joey King	(1)

20-POINT GAMES	SEASON (CAREER)	FOULED OUT	SEASON (CAREER)
Joey King	4 (7)	Jordan Murphy	5 (5)
Nate Mason	3 (3)	Joey King	3 (12)
Jordan Murphy	2 (2)	Bakary Konaté	1 (1)
Carlos Morris	1 (4)	Nate Mason	1 (1)
Kevin Dorsey	1 (1)	Charles Buggs	1 (1)
		Carlos Morris	(1)

DOUBLE-FIGURE ASSISTS	SEASON (CAREER)
Nate Mason	1 (1)

Largest Victory	22	vs. Rutgers (2/23/16)
Largest Defeat	25	twice; last at Nebraska (1/12/16)
Largest Halftime Lead	13	vs. Missouri State (11/20/15)
Largest Halftime Deficit	21	at Nebraska (1/12/16)
Most Points In First Half	44	vs. Missouri State (11/20/15)
Most Points In Second Half	53	vs. Clemson (11/30/15)
Most Points Allowed In First Half	47	at Nebraska (1/12/16)
Most Points Allowed In Second Half	54	at Penn State (1/5/16)
Best Field Goal Pct. In A Half	57.1	twice; last 2nd half vs. Michigan (2/10/16)
Largest Lead	23	vs. Chicago State (12/16/15)
Largest Lead On Road	12	at Illinois (2/28/16)
Largest Lead - Neutral Site	18	vs. Missouri State (11/20/15)
Largest Blown Lead - Loss	12	at Illinois (2/28/16)
Largest Deficit	38	at Nebraska (1/12/16)
Largest Deficit At Home	27	vs. Northwestern (1/9/16)

THE LAST TIME...


RANKED IN A.P. TOP 25	Feb. 4, 2013 (No. 18)
RANKED IN USA TODAY TOP 25	Feb. 4, 2013 (No. 18)
DEFEATED AN A.P. NO. 1 TEAM	Feb. 27, 2013 (Minnesota 77, No. 1 Indiana 73)
DEFEATED AN A.P. TOP 5 TEAM	Feb. 27, 2013 (Minnesota 77, No. 1 Indiana 73)
DEFEATED AN A.P. TOP 10 TEAM	Feb. 18, 2016 (Minnesota 68, No. 6 Maryland 63)
DEFEATED AN A.P. TOP 25 TEAM	Feb. 18, 2016 (Minnesota 68, No. 6 Maryland 63)
DEFEATED A HIGHER RANKED TEAM ON THE ROAD <i>(when ranked)</i>	
	Feb. 12, 1994 (#23 Minnesota 109, #21 Wisconsin 78 in Madison, Wis.)
DEFEATED A RANKED TEAM ON THE ROAD <i>(when unranked)</i>	
	Feb. 26, 2015 (Minnesota 96, #25 Michigan State 90 in East Lansing, Mich.)
DEFEATED A HIGHER RANKED TEAM AT NEUTRAL SITE <i>(when ranked)</i>	
	Nov. 26, 2009 (#16 Minnesota 82, #10 Butler 73 in Anaheim, Calif.)
DEFEATED A RANKED TEAM AT NEUTRAL SITE <i>(when unranked)</i>	
	Mar. 22, 2013 (Minnesota 83, No. 24 UCLA 63 - NCAA)
SCORED 100 POINTS IN A GAME	Dec. 27, 2014 (Minnesota 108, UNCW 82)
ALLOWED 100 POINTS IN A GAME	Feb. 20, 1988 (Iowa 107, Minnesota 86)
HELD OPPONENT TO LESS THAN 50 POINTS - WIN	
	Jan. 31, 2015 (Minnesota 60, Nebraska 42)
HELD OPPONENT TO LESS THAN 50 POINTS - LOSS	
	Jan. 26, 2013 (Wisconsin 45, Minnesota 44)
HELD OPPONENT TO LESS THAN 40 POINTS	Nov. 9, 2012 (Minnesota 72, American 36)
HELD OPPONENT UNDER 20 POINTS IN A HALF	Feb. 12, 2015 (Iowa - 19 in 1st half)
HELD OPPONENT UNDER 15 POINTS IN A HALF	Mar. 2, 2013 (Penn State - 12 in 1st half)
DEFEATED A TEAM BY 30 POINTS	Dec. 19, 2014 (Minnesota 92, Seattle 57)
DEFEATED A TEAM BY 40 POINTS	Nov. 20, 2014 (Minnesota 109, Franklin Pierce 57)
SHOT 70 PERCENT FROM THE FIELD	Feb. 11, 1984 (.714, vs. Indiana - 30 of 42)
SHOT 60 PERCENT FROM THE FIELD	Dec. 8, 2014 (.600 vs. North Dakota - 36 of 60)
MADE 10 THREE-POINTERS IN A GAME	Jan. 23, 2016 (11 of 36 vs. Illinois)
HAD 50 REBOUNDS IN A GAME	Dec. 5, 2015 (50 vs. South Dakota)
HAD 30 ASSISTS IN A GAME	Dec. 2, 1991 (30 vs. Youngstown State)
HAD 25 ASSISTS IN A GAME	Dec. 27, 2014 (25 vs. UNCW)
HAD 15 STEALS IN A GAME	Feb. 7, 2015 (17 vs. Purdue)
HAD 10 STEALS IN A GAME	Mar. 11, 2015 (10 vs. Rutgers - BTT)
BLOCKED 10 SHOTS IN A GAME	Nov. 21, 2013 (12 vs. Wofford)
COMMITTED FEWER THAN 5 TURNOVERS	Jan. 30, 2016 (4 at Indiana)
FORCED 30 TURNOVERS	Dec. 28, 2007 (30 vs. Nicholls State)
FORCED 25 TURNOVERS	Dec. 8, 2014 (25 vs. North Dakota)
HAD SIX PLAYERS SCORE IN DOUBLE FIGURES	Dec. 8, 2014 vs. North Dakota
	(Maurice Walker-22, DeAndre Mathieu-15, Carlos Morris-14, Joey King-12, Nate Mason-11, Andre Hollins-10)
TWO PLAYERS WITH DOUBLE-DOUBLES IN THE SAME GAME	
	Dec. 5, 2015 (Jordan Murphy - 19 points, 17 rebounds; Joey King - 17 points, 10 rebounds vs. South Dakota)
WON A GAME WITH THE LAST SHOT	
	Feb. 6, 2010 (Lawrence Westbrook jumper as time expired at Penn State)

OVERTIME

PLAYED AN OVERTIME GAME	Jan. 23, 2016 (Illinois 76, Minnesota 71 OT)
PLAYED A DOUBLE OVERTIME GAME	Dec. 5, 2015 (South Dakota 85, Minnesota 81 2OT)
PLAYED A TRIPLE OVERTIME GAME	Feb. 5, 2014 (Purdue 77, Minnesota 74 3OT)
WON AN OVERTIME GAME	Feb. 26, 2015 (Minnesota 96, Michigan State 90 OT)
LOST AN OVERTIME GAME	Jan. 23, 2016 (Illinois 76, Minnesota 71 OT)

MINNESOTA INDIVIDUAL RECORDS

TRIPLE-DOUBLE	Mychal Thompson (34 pts, 12 reb, 12 blocks vs. Ohio State), 1/26/1976
DOUBLE-DOUBLE (PTS-AST)	Nate Mason (15 pts., 12 ast., vs. Purdue), 1/27/2015
DOUBLE-DOUBLE (PTS-RBS)	
	Jordan Murphy (22 pts., 10 rbs., at Illinois), 2/28/2016
40 OR MORE POINTS IN A GAME	Andre Hollins (41 vs. Memphis), 11/23/2012
35 POINTS IN A GAME	Andre Hollins (41 vs. Memphis), 11/23/2012
30 POINTS IN A GAME	Andre Hollins (31 vs. Rutgers), 1/17/2015
25 POINTS IN A GAME	Nate Mason (25 at Michigan), 1/20/2016
25 POINTS IN A HALF	Vincent Grier (25 in 2nd half vs. Wisconsin), 1/26/2005
20 POINTS IN A HALF	Joe Coleman (24 in 2nd half at Illinois), 1/09/2013
20 REBOUNDS IN A GAME	Richard Coffey (20 vs. Grambling State), 12/30/1987
15 REBOUNDS IN A GAME	Jordan Murphy (18 vs. Chicago State), 12/16/2015
15 ASSISTS IN A GAME	Arriel McDonald (16 vs. Wisconsin), 1/12/1994
10 ASSISTS IN A GAME	Nate Mason (12 vs. Purdue), 1/27/2015
FIVE THREE-POINTERS IN A GAME	Joey King and Nate Mason (5 vs. Illinois), 1/23/2016
15 FREE THROWS MADE IN A GAME	Trevor Mbakwe (16 vs. Fairfield), 11/17/2011
10 FREE THROWS MADE IN A GAME	Nate Mason (11 vs. Temple), 11/19/2015
FIVE STEALS IN A GAME	Carlos Morris (5 vs. Purdue), 2/7/2015
FIVE BLOCKS IN A GAME	Maurice Walker (5 vs. UMBC), 11/22/2014
10 BLOCKS IN A GAME	Joel Przybilla (10 at Fresno State), 12/4/1998
20 POINTS AND 10 ASSISTS IN A GAME	
	Lawrence McKenzie (22 points, 10 assists vs. Ohio State), 2/18/2007
20 POINTS AND 10 REBOUNDS IN A GAME	
	Jordan Murphy (22 pts., 10 rbs., at Illinois), 2/28/2016
CONSECUTIVE 30-POINT GAMES	
	Vincent Grier (32 vs. Wisconsin; 32 vs. Northwestern), 2/5-9/2005
CONSECUTIVE 20-POINT GAMES	
	Joey King (22 vs. UMKC; 20 vs. ULM), 11/13-15/2015
THREE STRAIGHT 20-POINT GAMES	
	Andre Hollins (31 vs. Rutgers; 21 at Nebraska; 28 vs. Illinois), 1/17-24/2015
FOUR STRAIGHT 20-POINT GAMES	
	Rodney Williams (20 vs. Michigan - BTT; 21 at La Salle - NIT; 21 at Miami - NIT; 24 at Middle Tennessee State - NIT), 3/9-21/2012
SIX STRAIGHT DOUBLE FIGURE REBOUND GAMES	
	Trevor Mbakwe (12 vs. Michigan State; 11 vs. Northwestern; 11 at Illinois; 10 at Indiana; 10 vs. Michigan; 16 at Northwestern), 12/31-1/23/2013
SEVEN STRAIGHT DOUBLE FIGURE REBOUND GAMES	
	Trevor Mbakwe (12 vs. Michigan State; 11 vs. Northwestern; 11 at Illinois; 10 at Indiana; 10 vs. Michigan; 16 at Northwestern; 10 at Wisconsin), 12/31-1/27/2013
OPPONENT INDIVIDUAL RECORDS	
DOUBLE-DOUBLE	D.J. Foreman, Rutgers (13 pts, 11 rbs), 2/23/2016
40 OR MORE POINTS IN A GAME	Dennis Scott, Georgia Tech (40), 3/25/1990
30 POINTS IN A GAME	D.J. Newbill, Penn State (31), 3/8/2015
25 POINTS IN A GAME	Kendrick Nunn, Illinois (25), 2/28/2016
20 REBOUNDS IN A GAME	Greg Brunner, Iowa (23), 1/18/2006
15 REBOUNDS IN A GAME	Jarrod Uthoff, Iowa (15), 2/14/2016
15 ASSISTS IN A GAME	B.J. Armstrong, Iowa (15), 2/18/1989
10 ASSISTS IN A GAME	Bryant McIntosh, Northwestern (11), 1/9/2016
FIVE THREE-POINTERS IN A GAME	Jalen Coleman-Lands, Illinois (5), 2/28/2016
10 FREE THROWS MADE IN A GAME	Malcolm Hill, Illinois (13), 1/23/2016
FIVE STEALS IN A GAME	Harrison/Pointer, St. John's (6/5), 11/26/2014
FIVE BLOCKS IN A GAME	Damonte Dodd, Maryland (6), 2/18/2016
20 POINTS AND 10 REBOUNDS IN A GAME	
	Jarrod Uthoff, Iowa (24 pts, 15 rbs), 2/14/2016



charles
BUGGS

23

FORWARD
redshirt
junior

height: 6-9
weight: 230

Arlington, Texas

Previous School
Hargrave Military
Academy

High School
Martin

F

STATS ▼

2015-16 | JUNIOR SEASON:

Scored nine points, four rebounds, two blocks and two assists in season opener vs. UMKC (11/13) • posted eight points and a career-high six rebounds with one block and a steal vs. ULM (11/15) • pulled down a career-high 10 rebounds and added nine rebounds, one block, a steal and an assist vs. Temple (11/19) • posted eight points, two rebounds, one assist and a steal vs. Missouri State (11/20) • scored 10 points with a rebound vs. Texas Tech (11/22) • scored eight points, eight rebounds three assists and two steals vs. Omaha (11/27) • poured in career-high 15 points along with four rebounds, two assists and a steal vs. Clemson (11/30) • scored 12 points, six rebounds and a block vs. South Dakota (12/5) • scored team-high 14 points with six rebounds, one block and a steal vs. Chicago State (12/16) • posted three points and three rebounds with an assist at Penn State (1/5) • scored six points, one rebound and a steal vs. Indiana (1/16) • scored five points, five rebounds, one assist and a steal vs. Illinois (1/23) • scored seven points, two blocks and two rebounds vs. Purdue (1/27)

2014-15 | SOPHOMORE SEASON:

Scored two points, one rebound and an assist against Louisville (11/14) • posted four points, three rebounds, an assist and a steal vs. Western Kentucky (11/18) • scored eight points, four rebounds, two blocks and two assists against Franklin Pierce (11/20) • scored six points and three rebounds vs. UMBC (11/22) • scored three points, one steal and a rebound at St. John's (11/26) • was 3-for-3 from behind the arc for nine points and added a rebound vs. Georgia (11/28) • grabbed two rebounds at Wake Forest (12/2) • scored two points with a rebound against North Dakota (12/8) • contributed seven points, four rebounds, one assist and one steal vs. Southern (12/10) • recorded four points, three assists and two rebounds in career-high 24 minutes vs. Seattle (12/19) • scored 13 points, two rebounds and two assists vs. UNCW (12/27) • scored five points with two rebounds and a block at Maryland (1/3) • made first career start and pulled down three rebounds vs. Iowa (1/13) • recorded two points and two rebounds vs. Rutgers (1/17) • scored three rebounds and two points against Illinois (1/24) • scored six points, five rebounds and a block at Penn State (1/28) • sank a 3-pointer and grabbed a rebound against Purdue (2/7) • scored seven points, four rebounds and two steals at Iowa (2/12) • recorded six points and five rebounds at Indiana (2/15) • scored seven points, three rebounds and an assist against Northwestern (2/18) • was perfect from the field, scoring six points with three rebounds and a steal at Wisconsin (2/21) • scored five points, two rebounds and two assists in win over Rutgers (3/11 - BT).

2013-14 | FRESHMAN SEASON:

Played two minutes in his collegiate debut against Lehigh (11/8) • scored his first collegiate points against Montana (11/12) • picked up his first career blocks (2) in nine minutes off the bench against Wofford (11/21) • played two minutes and recorded an assist in win over Indiana (2/8) • scored career-high 13 points, including 3-for-3 from beyond the arc, and added three rebounds and a steal in win over Iowa (2/25) • scored three points and added three rebounds at Michigan (3/1) • pulled down a career-high four rebounds with an assist vs. Florida State (4/1 - NIT).

2012-13:

Redshirted.

HIGH SCHOOL:

Attended Hargrave Military Academy (Chatham, Va.) during the 2011-12 school year • previously graduated from Martin High School (Arlington, Texas) with a 3.7 GPA • Hargrave finished the 2011-12 season as the national runner-up with a 38-1 record • Buggs scored 15 points in the championship game • averaged 11.4 points in 15 games as a senior at Martin • averaged 18.9 points and 6.3 rebounds as a member of the Triumph White AAU team in summer 2011 • National Spanish Honor Society member • Principal's Award recipient.

PERSONAL:

Born April 3, 1993 • son of David and Terri Buggs • has one brother, Clayton • majoring in sport management.

CAREER HIGHS

Minutes

39 vs. Illinois (1/23/16)

Points

15 vs. Clemson (11/30/15)

FG Attempts

9 vs. Clemson (11/30/15)

FG Made

5 - four times; last vs. Chicago State (12/16/15)

FT Attempts

9 at Maryland (1/3/15)

FT Made

5 at Maryland (1/3/15)

3-Point FG Attempts

6 vs. Clemson (11/30/15)

3-Point FG Made

3 - four times; last vs. Clemson (11/30/15)

Rebounds

10 vs. Temple (11/19/15)

Assists

3 - twice; last vs. Omaha (11/27/15)

Steals

2 - twice; last vs. Omaha (11/27/15)

Blocks

2 - four times, last vs. Purdue (1/27/16)

2015-16 GAME-BY-GAME

Opponent (Date)	Start	Min	Fg-Fa	3g-3a	Ft-Fta	O-D/T	PF	A	TO	Blk	Stl	Pts	
UMKC (11/13)	Y	25	3-5	1-3	2-2	2-2/4	2	2	1	2	0	9	
ULM (11/15)	Y	32	3-7	0-3	2-2	0-6/6	1	0	4	1	1	8	
Temple (11/19)	Y	31	4-6	1-1	0-0	2-8/10	0	1	0	1	1	9	
Missouri State (11/20)	Y	25	2-5	1-1	3-3	0-2/2	3	1	1	0	1	8	
Texas Tech (11/22)	Y	23	4-6	2-3	0-0	1-0/1	2	0	0	0	0	10	
Omaha (11/27)	Y	35	3-5	1-2	1-3	4-4/8	2	3	0	1	2	8	
Clemson (11/30)	N	35	5-9	3-6	2-2	1-3/4	3	2	1	0	1	15	
South Dakota (12/5)	Y	29	4-8	2-5	2-2	1-5/6	1	0	1	1	0	12	
South Dakota St. (12/8)	Y	8	1-3	1-2	0-0	0-1/1	0	0	0	0	0	3	
Oklahoma State (12/12)	DNP (Coach's Decision)												
Chicago State (12/16)	N	18	5-8	2-4	2-3	2-4/6	2	0	0	1	1	14	
Milwaukee (12/23)	N	23	0-3	0-2	0-0	1-0/1	1	2	2	0	0	0	
Ohio State (12/30)	N	17	0-3	0-2	0-0	0-1/1	3	0	1	0	0	0	
Michigan State (1/2)	DNP (Coach's Decision)												
Penn State (1/5)	N	12	1-1	1-1	0-1	0-3/3	1	1	0	0	0	3	
Northwestern (1/9)	DNP (Coach's Decision)												
Nebraska (1/12)	N	17	0-1	0-1	0-0	0-1/1	0	0	0	0	0	0	
Indiana (1/16)	N	22	3-7	0-3	0-0	0-1/1	3	0	1	0	1	6	
Michigan (1/20)	Y	27	0-4	0-3	2-2	0-3/3	0	0	0	1	0	2	
Illinois (1/23)	Y	39	2-6	1-3	0-1	2-3/5	3	1	2	0	1	5	
Purdue (1/27)	Y	26	2-3	1-2	2-2	0-2/2	2	0	1	2	0	7	
Indiana (1/30)	Y	17	1-2	1-2	0-0	0-1/1	2	0	3	0	1	3	
Northwestern (2/4)	Y	12	1-4	0-3	0-0	0-1/1	1	0	1	0	0	2	
Michigan (2/10)	Y	25	2-7	0-5	0-0	2-1/3	1	2	0	1	0	4	
Iowa (2/14)	Y	10	1-2	0-1	0-0	0-3/3	5	0	2	0	0	2	
Maryland (2/18)	Y	11	0-1	0-1	0-1	0-0/0	0	0	0	0	0	0	
Rutgers (2/23)	Y	16	0-0	0-0	0-0	0-1/1	2	0	1	1	1	0	
Illinois (2/28)	Y	36	1-2	1-2	2-2	0-1/1	2	0	1	1	1	5	
Totals		25-18	572	48-108	19-61	20-26	18-57/75	42	15	23	13	12	135


Season	Gp	Gs	Min	Avg	3-POINT			REBOUNDS					Asst	TO	Blk	ST	Pf/Dq	Pts	Avg
					Fg-Fga	Pct	Ft-Fga	Pct	O-D/Tot	Avg									
2013-14	16	0	107	6.7	11-16	.688	5-7	.714	0-0	.000	5-13/18	1.1	4	5	3	2	15/0	27	1.7
2014-15	33	7	436	13.2	45-103	.437	16-50	.320	14-28	.500	25-41/66	2.0	17	9	6	9	46/0	120	3.6
2015-16	25	18	572	22.9	48-108	.444	19-61	.311	20-26	.769	18-57/75	3.0	15	23	13	12	42/1	135	5.4
Career	74	25	1115	15.1	104-227	.458	40-118	.339	34-54	.630	48-111/159	2.1	36	37	22	23	13/1	282	3.8

2014-15 GAME-BY-GAME

Opponent (Date)	Start	Min	Fg-Fa	3g-3a	Ft-Fta	O-D/T	PF	A	TO	Blk	Stl	Pts	
Louisville (11/14)	N	6	0-0	0-0	2-2	0-1/1	0	1	2	0	0	2	
Western Ky. (11/18)	N	9	1-5	1-2	1-2	2-1/3	1	1	0	0	1	4	
Franklin Pierce (11/20)	N	16	3-4	1-1	1-3	1-3/4	2	2	0	2	0	8	
UMBC (11/22)	N	13	3-6	0-2	0-0	1-2/3	2	0	0	0	0	6	
St. John's (11/26)	N	12	1-4	0-2	1-3	1-0/1	1	0	0	0	1	3	
Georgia (11/28)	N	9	3-4	3-3	0-0	0-1/1	2	0	0	0	0	9	
Wake Forest (12/2)	N	8	0-4	0-2	0-0	1-1/2	3	0	0	0	0	0	
Western Carolina (12/5)	N	9	0-0	0-0	1-2	0-0/0	0	1	0	0	0	1	
North Dakota (12/8)	N	10	1-2	0-1	0-0	0-1/1	1	0	0	0	0	2	
Southern (12/10)	N	18	3-6	1-3	0-1	2-2/4	1	1	0	0	1	7	
Seattle (12/19)	N	24	1-4	0-3	2-2	1-1/2	2	3	2	0	0	4	
Furman (12/22)	N	4	0-0	0-0	0-0	1-2/3	0	1	1	0	0	0	
UNCW (12/27)	N	16	5-6	3-3	0-0	0-2/2	4	2	0	0	0	13	
Purdue (12/31)	N	3	0-1	0-1	0-0	0-0/0	0	0	0	0	0	0	
Maryland (1/3)	N	16	0-1	0-1	5-9	2-0/2	2	0	0	1	0	5	
Ohio State (1/6)	N	6	1-2	0-1	0-0	0-1/1	2	0	0	0	0	2	
Michigan (1/10)	N	9	1-2	1-1	0-0	1-1/2	0	0	0	0	0	3	
Iowa (1/13)	Y	18	0-1	0-1	0-0	0-3/3	3	0	0	0	0	0	
Rutgers (1/17)	N	13	1-3	0-1	0-2	0-2/2	1	0	0	0	0	2	
Nebraska (1/20)	N	5	0-0	0-0	0-0	0-0/0	0	0	0	0	1	0	
Illinois (1/24)	N	10	1-5	0-2	0-0	2-1/3	3	0	0	0	0	2	
Penn State (1/28)	N	21	3-5	0-1	0-0	2-3/5	1	1	0	1	0	6	
Nebraska (1/31)	N	6	0-1	0-0	0-0	0-0/0	1	0	0	0	0	0	
Purdue (2/7)	N	7	1-1	1-1	0-1	1-0/1	0	0	0	0	0	3	
Iowa (2/12)	Y	26	3-5	1-2	0-0	2-2/4	3	0	1	0	2	7	
Indiana (2/15)	Y	24	2-4	1-3	1-2	2-3/5	3	0	1	0	0	6	
Northwestern (2/18)	Y	24	3-5	1-2	0-0	1-2/3	2	1	0	0	0	7	
Wisconsin (2/21)	Y	31	3-3	0-0	0-0	0-3/3	3	0	2	0	1	6	
Michigan State (2/26)	Y	15	1-5	0-3	0-0	0-1/1	1	1	0	0	0	2	
Wisconsin (3/5)	Y	11	1-4	0-2	0-0	0-0/0	1	0	0	0	1	2	
Penn State (3/8)	N	15	1-1	1-1	0-0	0-1/1	0	0	0	2	0	3	
Rutgers (3/11 - BTT)	N	12	2-6	1-3	0-0	1-1/2	0	2	0	0	0	5	
Ohio State (3/12 - BTT)	N	10	0-3	0-2	0-0	1-0/1	1	0	0	0	1	0	
Totals		33-7	436	45-103	16-50	14-28	25-41/66	46	17	9	6	9	120

2013-14 GAME-BY-GAME

Opponent (Date)	Start	Min	Fg-Fa	3g-3a	Ft-Fta	O-D/T	PF	A	TO	Blk	Stl	Pts
Lehigh (11/8)	N	2	0-0	0-0	0-0	0-0/0	1	0	0	0	0	0
Montana (11/12)	N	4	1-1	1-1	0-0	0-1/1	0	0	0	0	1	3
Richmond (11/16)				DNP - Coach's Decision								
Coastal Carolina (11/19)				DNP - Coach's Decision								
Wofford (11/21)	N	9	0-1	0-0	0-0	0-1/1	1	1	1	2	0	0
Syracuse (11/25)				DNP - Coach's Decision								
Arkansas (11/26)				DNP - Coach's Decision								
Chaminade (11/27)				DNP - Coach's Decision								
Florida State (12/3)	N	4	1-1	0-0	0-0	0-0/0	0	0	0	0	0	2
New Orleans (12/7)				DNP - Coach's Decision								
South Dakota St. (12/10)				DNP - Coach's Decision								
Omaha (12/20)				DNP - Coach's Decision								
Texas A&M-C.C. (12/28)				DNP - Injury								
Michigan (1/2)				DNP - Injury								
Purdue (1/5)				DNP - Coach's Decision								
Penn State (1/8)				DNP - Coach's Decision								
Michigan State (1/11)				DNP - Coach's Decision								
Ohio State (1/16)				DNP - Coach's Decision								
Iowa (1/19)				DNP - Coach's Decision								
Wisconsin (1/22)				DNP - Coach's Decision								
Nebraska (1/26)				DNP - Coach's Decision								
Northwestern (2/1)				DNP - Coach's Decision								
Purdue (2/5)				DNP - Coach's Decision								
Indiana (2/8)	N	2	0-0	0-0	0-0	0-0/0	0	1	0	0	0	0
Wisconsin (2/13)	N	0+	0-0	0-0	0-0	0-0/0	0	0	0	0	0	0
Northwestern (2/16)				DNP - Coach's Decision								
Illinois (2/19)				DNP - Coach's Decision								
Ohio State (2/22)				DNP - Coach's Decision								
Iowa (2/25)	N	19	5-6	3-3	0-0	1-2/3	1	0	0	0	1	13
Michigan (3/1)	N	16	1-1	1-1	0-0	1-2/3	2	0	2	0	0	3
Penn State (3/9)	N	7	0-0	0-0	0-0	0-2/2	3	0	0	0	0	0
Penn State (3/13)	N	3	0-0	0-0	0-0	0-1/1	1	0	1	1	0	0
Wisconsin (3/14)	N	9	1-1	0-0	0-0	1-0/1	2	0	0	0	0	2
High Point (3/18)	N	8	2-3	0-1	0-0	0-1/1	1	1	0	0	0	4
Saint Mary's (3/23)	N	5	0-0	0-0	0-0	0-0/0	1	0	0	0	0	0
Southern Miss (3/25)	N	7	0-0	0-0	0-0	0-1/1	0	0	0	0	0	0
Florida State (4/1)	N	11	0-2	0-1	0-0	2-2/4	2	1	1	0	0	0
SMU (4/3)	N	1	0-0	0-0	0-0	0-0/0	0	0	0	0	0	0
Totals	16-0	107	11-16	5-7	0-0	5-13/18	15	4	5	3	2	27



kevin
DORSEY

4

GUARD
freshman

height: 6-0
weight: 175

Waldorf, Md.

High School
Clinton Christian

G

STATS ▼

2015-16 | FRESHMAN SEASON:

Made collegiate debut vs. UMKC, posting seven points, six assists, four rebounds and a steal (11/13) • reached double-figures with 11 points and added six rebounds, two assists and a steal vs. ULM (11/15) • Scored nine points, three assists, three blocks and two rebounds in win over Missouri State (11/20) • scored eight points and two rebounds vs. Texas Tech (11/22) • contributed six points, three rebounds, one assist and a steal vs. Clemson (11/30) • poured in 15 points, five rebounds, one assist and a steal vs. South Dakota (12/5) • scored 16 points, three steals and three rebounds with two assists vs. SDSU (12/8) • scored six points, all from the free-throw line, and added a rebound vs. Oklahoma State (12/12) • scored a basket before leaving with a heel injury in the first half vs. Chicago State (12/16) • returned to action at Ohio State, scoring four points and three rebounds (12/30) • scored 11 points, one rebound, one steal and an assist vs. Michigan State (1/2) • scored four points, two rebounds and two assists vs. Northwestern (1/9) • recorded five points, one rebound and one assist at Nebraska (1/12) • scored seven points, one assist, one rebound, one steal and a block vs. Illinois (1/23) • scored team-high 21 points with four rebounds and a steal at Indiana (1/30) • scored 11 points with three rebounds, two assists and a steal at Northwestern (2/4) • recorded nine points, three rebounds, two assists and a block at Iowa (2/14) • contributed 13 points, five rebounds, five assists and a block in win over Rutgers (2/23) • did not play at Illinois (2/28) and will be suspended for the remainder of the season after a violation of team rules.

HIGH SCHOOL:

Was rated a four-star and top-100 national recruit by both ESPN, 247Sports and Rivals.com • twice earned Washington Post All-Met honors • earned first team All-Met status his senior season at Clinton Christian after averaging 22.6 points per game and leading the team to a Capital Beltway Athletic Association league title • named a Washington Post All-Met third team selection after he helped lead Paul VI to WCAC, VISAA Division I and Alhambra Invitational titles in 2014.

PERSONAL:

Parents are Andrea Collier and Kevin Dorsey, Sr. • lists winning the 2013 Bass Pro Shops Tournament of Champions as his career highlight • major is undecided.

CAREER HIGHS

Minutes

34 vs. South Dakota (12/5/15)

Points

21 at Indiana (1/30/16)

FG Attempts

19 at Indiana (1/30/16)

FG Made

10 at Indiana (1/30/16)

FT Attempts

8 vs. South Dakota (12/5/15)

FT Made

6 - twice; last vs. Oklahoma State (12/12/15)

3-Point FG Attempts

4 - twice; last vs. Michigan State (1/2/16)

3-Point FG Made

2 vs. South Dakota State (12/8/15)

Rebounds

6 vs. ULM (11/15/15)

Assists

6 vs. UMKC (11/13/15)

Steals

3 vs. South Dakota State (12/8/15)

Blocks

3 vs. Missouri State (11/20/15)

2015-16 GAME-BY-GAME

Opponent (Date)	Start	Min	Fg-Fa	3g-3a	Ft-Fta	O-D/T	PF	A	TO	Blk	Stl	Pts
UMKC (11/13)	N	26	3-9	0-3	1-2	0-4/4	2	6	7	0	1	7
ULM (11/15)	N	20	3-6	1-3	4-4	0-6/6	2	2	1	0	1	11
Temple (11/19)	N	11	0-5	0-2	1-2	0-1/1	1	0	0	0	1	1
Missouri State (11/20)	N	23	2-8	1-4	4-6	0-2/2	3	3	3	3	0	9
Texas Tech (11/22)	N	17	3-7	0-3	2-2	1-1/2	1	0	3	0	0	8
Omaha (11/27)	N	11	0-5	0-0	0-0	0-2/2	3	1	0	0	0	0
Clemson (11/30)	N	19	1-2	0-0	4-6	0-3/3	2	1	0	0	1	6
South Dakota (12/5)	N	34	4-6	1-2	6-8	1-4/5	2	1	4	0	1	15
South Dakota St (12/8)	N	24	5-12	2-4	4-5	0-3/3	0	2	0	0	3	16
Oklahoma State (12/12)	N	20	0-5	0-2	6-6	0-1/1	2	0	1	0	0	6
Chicago State (12/16)	N	3	1-1	0-0	0-1	0-0/0	0	0	0	0	0	2
Milwaukee (12/23)	DNP (Injury)											
Ohio State (12/30)	N	13	1-2	0-1	2-2	0-3/3	1	0	1	0	0	4
Michigan State (1/2)	N	25	4-9	1-4	2-3	0-1/1	4	1	0	0	1	11
Penn State (1/5)	N	11	0-1	0-0	1-2	0-1/1	1	2	2	0	0	1
Northwestern (1/9)	N	15	2-5	0-2	0-0	0-2/2	1	2	0	0	0	4
Nebraska (1/12)	N	20	0-5	0-1	5-6	0-1/1	0	1	1	0	0	5
Indiana (1/16)	N	14	0-4	0-0	2-2	0-3/3	2	3	4	0	0	2
Michigan (1/20)	N	9	0-3	0-2	0-0	0-1/1	1	1	1	0	0	0
Illinois (1/23)	N	15	3-5	0-1	1-1	1-0/1	2	1	1	1	1	7
Purdue (1/27)	N	6	0-0	0-0	0-2	0-0/0	0	0	1	0	0	0
Indiana (1/30)	N	29	10-19	0-3	1-3	3-1/4	4	0	0	0	1	21
Northwestern (2/4)	N	28	5-14	0-1	1-4	2-1/3	2	2	1	0	1	11
Michigan (2/10)	N	10	1-3	0-0	0-0	0-0/0	0	0	0	0	0	2
Iowa (2/14)	N	19	3-7	1-2	2-2	1-2/3	1	2	1	1	0	9
Maryland (2/18)	N	29	3-8	1-3	0-0	1-2/3	3	1	1	0	0	7
Rutgers (2/23)	N	24	4-10	0-0	5-6	1-4/5	3	5	3	1	0	13
Illinois (2/28)	DNP (Suspension - Violation of Team Rules)											
Totals		26-0	473	58-161	8-43	54-75	11-49/60	43	37	36	6	12 178

Season	Gp	Gs	Min	Avg	3-POINT				REBOUNDS				Asst	TO	Blk	ST	Pfr/Dq	Pts	Avg
					Fg-Fga	Pct	Fg-Fga	Pct.	Ft-Fta	Pct.	O-D/Tot	Avg							
2015-16	26	0	473	18.2	58-161	.360	8-43	.186	54-75	.720	11-49/60	2.3	37	36	6	12	43/0	178	6.8
Career	26	0	473	18.2	58-161	.360	8-43	.186	54-75	.720	11-49/60	2.3	37	36	6	12	43/0	178	6.8



gaston
DIEDHIU

41

FORWARD
sophomore

height: 6-10
weight: 240

Dakar, Senegal

High School
Canarias
Academy

F

STATS ▼

2015-16 | SOPHOMORE SEASON:

Made first collegiate start in season opener vs. UMKC, grabbing one rebound and one steal (11/13) • recorded two points, two rebounds and a steal in win over Missouri State (11/20) • scored two points, two rebounds and a block vs. Omaha (11/27) • scored on his only field goal attempt vs. Clemson (11/30) • posted two points and a rebound at Ohio State (12/30) • scored two free throws at Nebraska (1/16) • grabbed two rebounds at Indiana (1/30) • pulled down a rebound in win over Maryland (2/18) • scored two points with a rebound and a blocked shot in win over Rutgers (2/23).

2014-15 | FRESHMAN SEASON:

Joined the team on December 18 • made collegiate debut at Nebraska, playing five minutes (1/20) • grabbed a rebound against Purdue (2/7) • pulled down an offensive rebound in win at Iowa (2/12) • scored first career basket in seven minutes of action against Northwestern (2/18) • scored two points and two rebounds in win at Michigan State (2/26) • scored two points with two rebounds against Rutgers (3/11 - BTT) • posted two points and two rebounds against Ohio State (3/12 - BTT).

HIGH SCHOOL:

Played at the Canarias Basketball Academy in Spain under head coach Rob Orellana • prior to that, competed in Andorra along with more than three years in Torrejón, Spain.

PERSONAL:

Parents are Henriette Diatta and the late Jean Pierre Diedhiou • has four siblings: a twin brother Jean Pascal, and sisters Khady Anna, Marie Emilie, and brother Joe Philips • played soccer before started playing basketball at the age of 14 • enjoys hanging out with friends and dancing • major is undecided but plans to major in business.

CAREER HIGHS

Minutes

11 vs. Texas Tech (11/22/15)

Points

2 - 10 times; last vs. Rutgers (2/23/16)

FG Attempts

4 vs. Missouri State (11/20/15)

FG Made

1 - nine times; last vs. Rutgers (2/23/16)

FT Attempts

2 - three times; last at Northwestern (2/4/16)

FT Made

2 at Nebraska (1/16/16)

3-Point FG Attempts

1 - four times; last vs. Ohio State (3/12/15 - BTT)

3-Point FG Made

—

Rebounds

2 - five times; last vs. Omaha (11/27/15)

Assists

—

Steals

1 - twice; last vs. Missouri State (11/20/15)

Blocks


1 - twice; last vs. Rutgers (2/23/16)

2015-16 GAME-BY-GAME

Opponent (Date)	Start	Min	Fg-Fga	3g-3a	Ft-Fta	O-D/T	PF	A	TO	Blk	Stl	Pts
UMKC (11/13)	Y	9	0-0	0-0	0-0	0-1/1	0	0	0	0	1	0
ULM (11/15)	Y	10	0-2	0-0	0-0	0-0/0	1	0	1	0	0	0
Temple (11/19)	N	5	0-1	0-0	0-0	1-1/2	1	0	0	0	0	0
Missouri State (11/20)	N	6	1-4	0-0	0-0	2-0/2	0	0	0	0	1	2
Texas Tech (11/22)	N	11	0-1	0-0	0-0	0-1/1	3	0	0	0	0	0
Omaha (11/27)	N	2	1-2	0-0	0-0	2-0/2	0	0	0	1	0	2
Clemson (11/30)	N	3	1-1	0-0	0-0	0-0/0	1	0	0	0	0	2
South Dakota (12/5)	N	2	0-1	0-0	0-0	0-0/0	1	0	0	0	0	0
South Dakota St. (12/8)			DNP (Coach's Decision)									
Oklahoma State (12/12)	N	4	0-0	0-0	0-0	0-0/0	1	0	0	0	0	0
Chicago State (12/16)	N	3	0-0	0-0	0-0	0-0/0	0	0	1	0	0	0
Milwaukee (12/23)			DNP (Coach's Decision)									
Ohio State (12/30)	N	7	1-2	0-0	0-0	0-1/1	3	0	0	0	0	2
Michigan State (1/2)	N	10	0-0	0-0	0-0	1-0/1	2	0	0	0	0	0
Penn State (1/5)	N	4	0-0	0-0	0-0	0-0/0	1	0	1	0	0	0
Northwestern (1/9)			DNP (Coach's Decision)									
Nebraska (1/12)	N	8	0-1	0-0	2-2	0-0/0	1	0	0	0	0	2
Indiana (1/16)			DNP (Coach's Decision)									
Michigan (1/20)	N	0+	0-0	0-0	1-2	0-0/0	0	0	0	0	0	1
Illinois (1/23)			DNP (Coach's Decision)									
Purdue (1/27)	N	3	0-0	0-0	0-0	0-0/0	0	0	0	0	0	0
Indiana (1/30)	N	8	0-0	0-0	0-0	1-1/2	0	0	0	0	0	2
Northwestern (2/4)	N	2	0-0	0-0	1-2	1-0/1	0	0	0	0	0	1
Michigan (2/10)			DNP (Coach's Decision)									
Iowa (2/14)	N	1	0-0	0-0	0-0	0-0/0	1	0	0	0	0	0
Maryland (2/18)	N	3	0-0	0-0	0-0	0-1/1	0	0	0	0	0	0
Rutgers (2/23)	N	3	1-1	0-0	0-0	0-1/1	0	0	0	1	0	2
Illinois (2/28)			DNP (Coach's Decision)									
Totals		21-2	104	5-16	0-0	4-6	8-7/15	18	0	3	2	14

2014-15 GAME-BY-GAME STATS ON PAGE 19

Season	Gp	Gs	Min	Avg	3-POINT				REBOUNDS				Asst	TO	Blk	ST	Pfr/Dq	Pts	Avg
					Fg-Fga	Pct	Fg-Fga	Pct	Ft-Fta	Pct	O-D/Tot	Avg							
2014-15	13	0	68	5.2	4-9	.444	0-4	.000	0-1	.000	4-5/9	0.7	0	5	0	0	9/0	8	0.6
2015-16	21	2	104	5.0	5-16	.312	0-0	.000	4-6	.667	8-7/15	0.7	0	3	2	2	18/0	14	0.7
Career	34	2	172	5.1	9-25	.360	0-4	.000	4-7	.571	12-12/24	0.7	0	8	2	2	27/0	22	0.6



ahmad
GILBERT

32

GUARD
freshman

height: 6-6
weight: 210

Philadelphia, Pa.

High School
Constitution

G

STATS ▼

2015-16 | FRESHMAN SEASON:

Made collegiate debut against ULM, dishing two assists in seven minutes of action (11/15) • scored five points in win over Missouri State (11/20) • grabbed a rebound against South Dakota (12/5) • swatted one block against SDSU (12/8) • scored five points with a rebound vs. Oklahoma State (12/12) • scored a basket and an assist vs. Chicago State (12/16) • contributed eight points, two rebounds and a steal at Ohio State (12/30) • garnered first career start and scored seven points, four steals, three rebounds and two assists at Nebraska (1/12) • scored three points and three rebounds before leaving with a finger injury vs. Indiana (1/16) • missed five games before returning to action against Michigan, grabbing two rebounds (2/10) • scored eight points, four rebounds and two assists at Iowa (2/14) • recorded four points, four rebounds, two steals and an assist vs. Rutgers (2/23) • scored six points, four assists and two rebounds at Illinois (2/28).

HIGH SCHOOL:

Named an All-Southeastern Pennsylvania first team selection by the Philadelphia Inquirer • helped lead the Generals to their third state championship in his four-year career • averaged 17.6 points, 11 rebounds, 2.5 steals and 2.1 blocks per game during his senior season • picked up Pennsylvania Sports Writers Class A Player of the Year honors in 2014 and 2015.

PERSONAL:

Full name is Ahmad Gilbert, Jr. • parents are Tanya and Ahmad Gilbert Sr. • nickname is "JR" • has one brother, Leon • enjoys rapping and playing video games • major is undecided.

CAREER HIGHS

Minutes

32 at Illinois (2/28/16)

Points

8 - twice; last at Iowa (2/14/16)

FG Attempts

13 at Illinois (2/28/16)

FG Made

3 - four times; last at Illinois (2/28/16)

FT Attempts

3 vs. Rutgers (2/23/16)

FT Made

2 vs. Maryland (2/18/16)

3-Point FG Attempts

6 at Nebraska (1/16/16)

3-Point FG Made

2 - twice; last at Iowa (2/14/16)

Rebounds

4 - twice; last vs. Rutgers (2/23/16)

Assists

4 at Illinois (2/28/16)

Steals

4 at Nebraska (1/16/16)

Blocks

1 - twice; last vs. Maryland (2/18/16)

2015-16 GAME-BY-GAME

Opponent (Date)	Start	Min	Fg-Fa	3g-3a	Ft-Fta	O-D/T	PF	A	TO	Blk	Stl	Pts
UMKC (11/13)			DNP (Coach's Decision)									
ULM (11/15)	N	7	0-2	0-2	0-0	0-0/0	1	2	0	0	0	0
Temple (11/19)			DNP (Coach's Decision)									
Missouri State (11/20)	N	8	2-3	1-2	0-0	0-0/0	2	0	0	0	0	5
Texas Tech (11/22)			DNP (Coach's Decision)									
Omaha (11/27)	N	4	0-1	0-1	0-0	0-0/0	0	0	0	0	0	0
Clemson (11/30)			DNP (Coach's Decision)									
South Dakota (12/5)	N	4	0-1	0-1	0-0	0-1/1	1	0	0	0	0	0
South Dakota St. (12/8)	N	4	0-0	0-0	0-0	0-0/0	0	0	0	1	0	0
Oklahoma State (12/12)	N	2	2-2	1-1	0-1	0-1/1	0	0	0	0	0	5
Chicago State (12/16)	N	6	1-4	0-2	0-0	0-0/0	0	1	0	0	0	2
Milwaukee (12/23)			DNP (Coach's Decision)									
Ohio State (12/30)	N	11	3-6	2-4	0-0	1-1/2	2	0	0	0	1	8
Michigan State (1/2)	N	3	0-0	0-0	0-0	0-1/1	0	0	0	0	0	0
Penn State (1/5)	N	13	0-1	0-1	0-0	0-1/1	1	0	0	0	0	0
Northwestern (1/9)	N	13	0-1	0-1	1-2	0-0/0	0	0	0	0	0	1
Nebraska (1/12)	Y	18	3-9	1-6	0-0	0-3/3	0	2	0	0	4	7
Indiana (1/16)	Y	12	1-3	0-0	1-1	0-3/3	0	0	1	0	0	3
Michigan (1/20)			DNP (Injury)									
Illinois (1/23)			DNP (Injury)									
Purdue (1/27)			DNP (Injury)									
Indiana (1/30)			DNP (Injury)									
Northwestern (2/4)			DNP (Injury)									
Michigan (2/10)	N	4	0-0	0-0	0-0	0-2/2	0	0	0	0	0	0
Iowa (2/14)	N	21	3-9	2-5	0-0	2-2/4	4	2	1	0	0	8
Maryland (2/18)	N	17	0-2	0-1	2-2	0-1/1	0	0	0	1	2	2
Rutgers (2/23)	N	18	1-4	1-3	1-3	1-3/4	0	1	2	0	2	4
Illinois (2/28)	Y	32	3-13	0-4	0-0	2-0/2	4	4	2	0	0	6
Totals	18-3	199	19-62	8-35	5-9	6-19/25	15	12	6	2	9	51

Season	Gp	Gs	Min	Avg	3-POINT				REBOUNDS				Asst	TO	Blk	ST	Pfr/Dq	Pts	Avg
					Fg-Fga	Pct	Fg-Fga	Pct.	Ft-Fta	Pct.	O-D/Tot	Avg							
2015-16	18	3	199	11.1	19-62	.306	8-35	.229	5-9	.556	6-19/25	1.4	12	6	2	9	15/0	51	2.8
Career	18	3	199	11.1	19-62	.306	8-35	.229	5-9	.556	6-19/25	1.4	12	6	2	9	15/0	51	2.8



darin
HAUGH

10

GUARD
redshirt junior

height: 5-11
weight: 170

Prior Lake, Minn.

Previous School
Bethany Lutheran

High School
Eastview

G

STATS ▼

2015-16 | JUNIOR SEASON:

Made Gopher debut against Chicago State (12/16) • appeared in one minute during win over Rutgers (2/23) • played at Illinois (2/28).

2014-15

Sat out the season due to NCAA transfer rules.

2013-14 | SOPHOMORE SEASON (BETHANY LUTHERAN):

Saw action in four games, all in a starting role • averaged 10.8 points and 2.5 rebounds in 34.2 minutes per game • also totaled 18 assists (4.5 apg) and 10 steals (2.5 spg).

2012-13 | FRESHMAN SEASON (UW-PLATTEVILLE):

Appeared in four games • totaled nine points, three rebounds, three assists and one steal while averaging 13.3 minutes per game.

HIGH SCHOOL:

Earned all-conference, all-state and academic all-state as a senior ... helped his team to three conference championships and led Eastview to a 28-2 record and a sectional championship in his final prep season ... recorded 98 steals and ranked second best three-pointer percentage all-time in Minnesota as a senior.

PERSONAL:

Son of Dan and Lori Haugh ... major is undeclared.


CAREER HIGHS

Minutes	3-Point FG Made
1 - three times; last at Illinois (2/28/16)	—
Points	Rebounds
—	—
FG Attempts	Assists
—	—
FG Made	Steals
—	—
FT Attempts	Blocks
—	—
FT Made	—
—	—
3-Point FG Attempts	—
—	—

2015-16 GAME-BY-GAME

Opponent (Date)	Start	Min	Fg-Fa	3g-3a	Ft-Fta	O-D/T	PF	A	TO	Blk	Stl	Pts
UMKC (11/13)			DNP (Injury)									
ULM (11/15)			DNP (Injury)									
Temple (11/19)			DNP (Injury)									
Missouri State (11/20)			DNP (Injury)									
Texas Tech (11/22)			DNP (Injury)									
Omaha (11/27)			DNP (Injury)									
Clemson (11/30)			DNP (Coach's Decision)									
South Dakota (12/5)			DNP (Coach's Decision)									
South Dakota St. (12/8)			DNP (Coach's Decision)									
Oklahoma State (12/12)			DNP (Coach's Decision)									
Chicago State (12/16)	N	1	0-0	0-0	0-0	0-0/0	0	0	0	0	0	0
Milwaukee (12/23)			DNP (Coach's Decision)									
Ohio State (12/30)			DNP (Coach's Decision)									
Michigan State (1/2)			DNP (Coach's Decision)									
Penn State (1/5)			DNP (Coach's Decision)									
Northwestern (1/9)			DNP (Coach's Decision)									
Nebraska (1/12)			DNP (Coach's Decision)									
Indiana (1/16)			DNP (Coach's Decision)									
Michigan (1/20)			DNP (Coach's Decision)									
Illinois (1/23)			DNP (Coach's Decision)									
Purdue (1/27)			DNP (Coach's Decision)									
Indiana (1/30)			DNP (Coach's Decision)									
Northwestern (2/4)			DNP (Coach's Decision)									
Michigan (2/10)			DNP (Coach's Decision)									
Iowa (2/14)			DNP (Coach's Decision)									
Maryland (2/18)			DNP (Coach's Decision)									
Rutgers (2/23)	N	1	0-0	0-0	0-0	0-0/0	0	0	0	0	0	0
Illinois (2/28)	N	1	0-0	0-0	0-0	0-0/0	0	0	0	0	0	0
Totals		3-0	3	0-0	0-0	0-0	0-0/0	0	0	0	0	0

Season	Gp	Gs	Min	Avg	3-POINT				REBOUNDS											
					Fg-Fga	Pct	Fg-Fga	Pct.	Ft-Fta	Pct.	O-D/Tot	Avg	Asst	TO	Blk	ST	Pf/Dq	Pts	Avg	
2014-15	sat out due to NCAA transfer rules																			
2015-16	3	0	3	1.0	0-0	.000	0-0	.000	0-0	.000	0-0/0	0.0	0	0	0	0	0/0	0	0.0	
Career	3	0	3	1.0	0-0	.000	0-0	.000	0-0	.000	0-0/0	0.0	0	0	0	0	0/0	0	0.0	



joey
KING

24

FORWARD
senior

height: 6-9
weight: 240

Eagan, Minn.

Previous School
Drake

High School
Eastview

F

STATS ▼

MILESTONES:

- Big Ten Co-Player of the Week (11/16/15)
- Scored his 900th career point vs. Omaha (11/27/15)
- Collected his 300th career rebound vs. ULM (11/15/15)

2015-16 | SENIOR SEASON:

Led the team with a new career high 22 points, including six 3-pointers, and added four rebounds, one steal and an assist vs. UMKC (11/13) • scored game highs of 20 points and eight rebounds along with one assist against ULM (11/15) • recorded 10 points, and a rebound vs. Temple (11/19) • scored 18 points, including six 3-pointers, with four rebounds and three assists vs. Missouri State (11/20) • scored 15 points, five rebounds and a steal vs. Texas Tech (11/22) • led the team with 18 points and added three assists, one steal and a rebound vs. Omaha (11/27) • scored 17 points, two steals, two rebounds, an assist and a block vs. Clemson (11/30) • posted second career double-double, scoring 17 points and 10 rebounds with career-high seven assists, two blocks and a steal vs. South Dakota (12/5) • recorded six points, three rebounds, one block, one assist and a steal vs. Oklahoma State (12/12) • scored seven points, four assists, two rebounds, one block and a steal vs. Chicago State (12/16) • scored 10 points with one block, one steal and a rebound vs. Milwaukee (12/23) • contributed seven points, six rebounds and four assists at Ohio State (12/30) • posted seven points, four rebounds and three assists vs. Michigan State (1/2) • scored team-best 22 points with three rebounds and an assist at Penn State (1/5) • contributed 10 points and two rebounds at Nebraska (1/12) • led team with 18 points and added three rebounds and a block vs. Indiana (1/16) • scored team-high 20 points with six rebounds, two assists and a steal vs. Illinois (1/23) • scored five points, two rebounds and two assists at Northwestern (2/4) • scored 10 points with two rebounds and two assists vs. Michigan (2/10) • registered 10 points, six rebounds and an assist at Iowa (2/14) • scored 15 points and six rebounds in win over Maryland (2/18) • scored 15 points with seven rebounds, four steals and a block vs. Rutgers (2/23) • posted 17 points, six rebounds and two assists at Illinois (2/28).

2014-15 | JUNIOR SEASON:

Recorded four rebounds and two points against Louisville (11/14) • scored 10 points, four rebounds and three assists vs. Western Kentucky (11/18) • posted 11 points, one steal and an assist vs. Franklin Pierce (11/20) • recorded five rebounds, four points, three steals and two assists vs. UMBC (11/22) • posted nine rebounds, eight points, two blocks and two assists at St. John's (11/26) • scored team-high 15 points, two rebounds, two assists, a block and a steal vs. Georgia (11/28) • scored 14 points, four rebounds and two assists at Wake Forest (12/2) • recorded 13 points, five rebounds, four assists and two steals vs. WCU (12/5) • posted 12 points, two rebounds, one block and an assist vs. North Dakota (12/8) • scored six points, four rebounds, three assists, one block and a steal vs. Southern (12/10) • contributed five points, four rebounds and an assist vs. Seattle (12/19) • led the team with 19 points and added three rebounds, one steal and an assist vs. Furman (12/22) • scored nine points, one block and one rebound vs. UNCW (12/27) • scored 13 points, three assists, two blocks and a rebound at Purdue (12/31) • scored five points, four assists, four rebounds and a steal vs. Ohio State (1/6) • scored six points and a rebound at Michigan (1/10) • scored 11 points, two rebounds and a block vs. Iowa (1/13) • posted nine points, three assists and one rebound vs. Rutgers (1/17) • scored 11 points, two rebounds and an assist at Nebraska (1/20) • recorded seven rebounds, three assists and three points vs. Illinois (1/24) • scored seven points, one assist and a rebound at Penn State (1/28) • posted nine points, three rebounds, one steal and an assist vs. Nebraska (1/31) • scored 11 points, three rebounds and two steals in win over Purdue (2/7) • posted 12 points at Indiana (2/15) • scored 12 points, five rebounds, one steal and an assist vs. Northwestern (2/18) • scored 17 points with five rebounds, two assists and a block in win at Michigan State (2/26) • posted seven points, five rebounds, one block and a steal vs. Wisconsin (3/5) • scored 19 points, four assists, three rebounds and a block vs. Penn State (3/8) • led all scorers with 20 points, including six 3-pointers, and added four rebounds, two steals and two assists vs. Rutgers (3/11 - BTT) • scored 10 points, one rebound and an assist vs. Ohio State (3/12 - BTT).

HIGH SCHOOL:

Averaged 23.9 points and six rebounds as a senior in 2011-12 • scored

CAREER HIGHS

Minutes

47 at Purdue (2/5/14)

Points

22 - twice; last at Penn State (1/5/16)

FG Attempts

16 vs. Illinois (1/23/16)

FG Made

8 - twice; last vs. Furman (12/22/14)

FT Attempts

10 - twice; last vs. South Dakota (12/5/15)

FT Made

9 - twice; last vs. South Dakota (12/5/15)

3-Point FG Attempts

14 vs. Illinois (1/23/16)

3-Point FG Made

6 - three times; last vs. Missouri State (11/20/15)

Rebounds

11 at Illinois State (1/12/13)

Assists

7 vs. South Dakota (12/5/15)

Steals

4 vs. Rutgers (2/23/16)

Blocks

2 - four times; last vs. South Dakota (12/5/15)

2015-16 GAME-BY-GAME

Opponent (Date)	Start	Min	Fg-Fa	3g-3a	Ft-Fta	O-D/T	PF	A	TO	Blk	Stl	Pts		
UMKC (11/13)	Y	28	7-10	6-9	2-2	0-4/4	1	1	0	0	1	22		
ULM (11/15)	Y	27	5-10	1-4	9-10	3-5/8	3	1	1	0	0	20		
Temple (11/19)	Y	28	3-9	2-7	2-3	1-0/1	3	0	2	0	0	10		
Missouri State (11/20)	Y	33	6-8	6-7	0-0	0-4/4	4	3	0	0	0	18		
Texas Tech (11/22)	Y	37	5-12	1-5	4-4	2-3/5	3	0	1	0	1	15		
Omaha (11/27)	Y	26	5-7	4-4	4-4	0-1/1	3	3	3	0	1	18		
Clemson (11/30)	Y	35	6-8	2-3	3-3	1-1/2	3	1	1	1	2	17		
South Dakota (12/5)	Y	43	4-11	0-3	9-10	4-6/10	4	7	1	2	1	17		
South Dakota St. (12/8)	Y	27	2-6	1-2	0-0	0-0/0	3	0	1	0	0	5		
Oklahoma State (12/12)	Y	30	2-7	1-5	1-1	1-2/3	3	1	2	1	1	6		
Chicago State (12/16)	Y	26	2-8	1-7	2-2	0-2/2	1	4	0	1	1	7		
Milwaukee (12/23)	Y	32	4-9	2-5	0-1	0-1/1	4	0	1	1	1	10		
Ohio State (12/30)	Y	38	1-8	1-3	4-4	1-5/6	2	4	0	0	0	7		
Michigan State (1/2)	Y	29	1-6	1-4	4-4	2-2/4	5	3	1	0	0	7		
Penn State (1/5)	Y	38	6-13	4-7	6-6	0-3/3	3	1	3	0	0	22		
Northwestern (1/9)	Y	34	1-3	1-2	0-0	0-2/2	1	0	0	0	1	3		
Nebraska (1/12)	N	21	3-7	2-4	2-2	1-1/2	0	0	1	0	0	10		
Indiana (1/16)	N	29	5-7	4-5	4-7	1-2/3	4	0	1	1	0	18		
Michigan (1/20)	N	36	1-4	1-3	0-0	0-4/4	4	0	1	0	0	3		
Illinois (1/23)	Y	41	7-16	5-14	1-2	1-5/6	2	2	0	0	1	20		
Purdue (1/27)	N	19	1-2	0-1	0-0	0-3/3	5	0	0	0	0	2		
Indiana (1/30)	N	25	0-4	0-3	0-0	0-3/3	3	0	1	1	0	0		
Northwestern (2/4)	N	23	1-3	1-3	2-2	0-2/2	2	2	0	0	0	5		
Michigan (2/10)	N	19	4-7	2-5	0-0	1-1/2	1	2	1	0	0	10		
Iowa (2/14)	N	23	2-12	1-8	5-5	4-2/6	2	1	0	0	0	10		
Maryland (2/18)	N	31	3-8	3-8	6-6	0-6/6	3	0	1	0	0	15		
Rutgers (2/23)	N	24	5-9	4-7	1-2	1-6/7	3	0	2	1	4	15		
Illinois (2/28)	N	31	6-12	2-4	3-3	3-3/6	5	2	0	0	0	17		
Totals		28-18	832	98-226	59-142	74-83	27-79	106	81	38	25	9	15	329

in double figures in 26 of 29 games to lead Eastview to a 28-2 record and a berth in the Minnesota state AAAA basketball tournament • averaged 17.6 points per game as a junior in leading the Lightning to a 22-5 record and a South Suburban Conference title • scored in double figures in 24 of 27 that year, including a season-best 36 points against Eagan • a three-year letterwinner in basketball • two-time member of the All-State Team • three-time All-South Suburban Conference honoree.

PERSONAL:

Born Sept. 24, 1993 • son of Julie King • has a younger brother, Erik • communications major.

Season	Gp	Gs	Min	Avg	3-POINT			REBOUNDS			Asst	TO	Blk	ST	Pfr/Dq	Pts	Avg		
					Fg-Fga	Pct	Pct.	Ft-Fta	Pct.	O-D/Tot									
2012-13	33	2	608	18.4	74-173	.428	33-95	.347	41-51	.804	27-67/94	2.9	30	44	12	10	85/3	222	6.9
2013-14	37	15	828	22.4	89-184	.484	26-71	.366	60-76	.789	32-68/100	2.7	28	34	10	15	101/7	264	7.1
2014-15	33	33	961	29.1	110-237	.464	55-134	.410	44-53	.830	30-69/99	3.0	50	48	13	17	80/2	319	9.7
2015-16	28	18	832	29.7	98-226	.434	59-142	.415	74-83	.892	27-79/106	3.8	38	25	9	15	81/4	329	11.8
Career	131	68	3229	24.6	371-820	.452	173-442	.391	219-263	.833	116-283/399	3.0	146	151	44	57	347/16	1134	8.7

2014-15 GAME-BY-GAME


Opponent (Date)	Start	Min	Fg-Fa	3g-3a	Ft-Fta	O-D/T	PF	A	TO	Blk	Stl	Pts	
Louisville (11/14)	Y	25	0-4	0-4	2-2	1-3/4	4	0	1	0	0	2	
Western Ky. (11/18)	Y	25	4-10	2-5	0-0	1-3/4	2	3	1	0	0	10	
Franklin Pierce (11/20)	Y	11	5-7	1-3	0-0	0-0/0	0	1	0	0	1	11	
UMBC (11/22)	Y	25	2-6	0-4	0-0	3-2/5	2	2	1	0	3	4	
St. John's (11/26)	Y	34	3-12	2-7	0-0	2-7/9	4	2	2	2	0	8	
Georgia (11/28)	Y	31	4-11	3-7	4-7	1-1/2	4	2	1	1	1	15	
Wake Forest (12/2)	Y	25	5-9	4-6	0-0	1-3/4	4	2	4	0	0	14	
Western Carolina (12/5)	Y	32	4-8	1-1	4-4	2-3/5	1	4	1	0	2	13	
North Dakota (12/8)	Y	27	4-7	1-2	3-3	0-2/2	3	1	2	1	0	12	
Southern (12/10)	Y	26	3-8	0-1	0-1	0-4/4	2	3	1	1	1	6	
Seattle (12/19)	Y	23	2-5	1-3	0-0	2-2/4	5	1	1	0	0	5	
Furman (12/22)	Y	32	8-11	2-4	1-2	1-2/3	0	1	2	0	1	19	
UNCW (12/27)	Y	28	3-5	1-1	2-2	1-0/1	1	0	2	1	0	9	
Purdue (12/31)	Y	37	4-6	3-4	2-2	0-1/1	4	3	3	2	0	13	
Maryland (1/3)	Y	23	1-5	1-3	0-0	0-1/1	5	1	0	0	0	3	
Ohio State (1/6)	Y	39	2-4	1-2	0-0	0-4/4	2	4	0	0	1	5	
Michigan (1/10)	Y	31	2-7	2-7	0-0	1-0/1	2	0	4	0	0	6	
Iowa (1/13)	Y	24	4-11	3-8	0-0	2-0/2	3	0	0	1	0	11	
Rutgers (1/17)	Y	28	3-6	1-4	2-2	1-0/1	3	3	2	0	0	9	
Nebraska (1/20)	Y	34	4-6	2-4	1-3	0-2/2	1	1	1	0	0	11	
Illinois (1/24)	Y	32	1-7	0-4	1-1	1-6/7	3	3	2	0	0	3	
Penn State (1/28)	Y	19	2-6	1-3	2-2	1-0/1	4	1	2	0	0	7	
Nebraska (1/31)	Y	33	3-8	1-5	2-2	1-2/3	1	1	2	0	1	9	
Purdue (2/7)	Y	36	4-7	3-5	0-0	0-3/3	0	0	1	0	2	11	
Iowa (2/12)	Y	29	2-6	0-3	0-0	0-2/2	4	1	1	1	0	4	
Indiana (2/15)	Y	31	5-10	2-5	0-0	0-0/0	1	0	0	0	0	12	
Northwestern (2/18)	Y	28	4-8	3-6	1-2	2-3/5	2	1	3	0	1	12	
Wisconsin (2/21)	Y	21	1-3	0-0	0-0	1-0/1	4	0	4	0	0	2	
Michigan State (2/26)	Y	37	4-6	1-2	8-8	2-3/5	3	2	1	1	0	17	
Wisconsin (3/5)	Y	33	2-4	1-2	2-2	2-3/5	2	0	0	1	1	7	
Penn State (3/8)	Y	36	5-9	4-7	5-6	0-3/3	1	4	0	1	0	19	
Rutgers (3/11 - BTT)	Y	35	7-11	6-9	0-0	1-3/4	1	2	1	0	2	20	
Ohio State (3/12 - BTT)	Y	30	3-4	2-3	2-2	0-1/1	2	1	2	0	0	10	
Totals		33-33	961	110-237	55-134	44-53	30-69/99	80	50	48	13	17	319

2013-14 GAME-BY-GAME

Opponent (Date)	Stat	Min	Fg-Fa	3g-3a	Ft-Fta	O-D/T	PF	A	TO	Blk	Stl	Pts	
Lehigh (11/8)	N	27	6-10	2-6	6-8	1-0/1	0	0	1	0	1	20	
Montana (11/12)	N	15	3-7	0-1	3-4	1-1/2	5	1	1	1	0	9	
Richmond (11/16)	N	26	5-8	0-2	0-2	4-3/7	3	0	0	0	0	10	
Coastal Carolina (11/19)	N	13	1-3	0-1	0-1	0-1/1	2	0	0	0	0	2	
Wofford (11/21)						DNP - Injury							
Syracuse (11/25)	N	25	4-9	1-1	0-0	3-2/5	5	0	2	0	1	9	
Arkansas (11/26)	N	21	3-9	1-4	0-0	0-1/1	3	1	1	0	0	7	
Chaminade (11/27)	N	18	2-8	0-3	5-6	0-2/2	0	0	0	1	1	9	
Florida State (12/3)	N	15	1-3	1-1	5-6	1-3/4	4	0	0	0	0	8	
New Orleans (12/7)	N	27	3-7	2-4	2-2	1-2/3	4	0	3	1	1	10	
South Dakota St. (12/10)	N	20	1-2	0-0	0-0	1-0/1	1	1	0	0	0	2	
Omaha (12/20)	N	13	1-3	0-1	2-2	0-3/3	1	0	2	0	0	4	
Texas A&M-C.C. (12/28)	N	10	0-2	0-2	0-0	0-1/1	4	0	0	0	0	0	
Michigan (1/2)	N	14	2-2	1-1	0-0	0-1/1	4	0	1	0	1	5	
Purdue (1/5)	N	13	0-1	0-1	4-4	1-1/2	1	1	1	1	0	4	
Penn State (1/8)	N	15	2-5	0-2	0-0	2-0/2	5	0	1	0	0	4	
Michigan State (1/11)	N	18	2-3	2-3	0-0	0-2/2	2	2	0	0	0	6	
Ohio State (1/16)	N	11	0-2	0-1	0-0	1-0/1	1	0	1	1	0	0	
Iowa (1/19)	N	19	2-5	0-0	3-4	2-1/3	4	0	2	0	1	7	
Wisconsin (1/22)	N	22	3-4	1-1	0-0	0-1/1	2	1	1	0	1	7	
Nebraska (1/26)	N	16	1-4	0-1	2-3	1-5/6	2	1	0	0	1	4	
Northwestern (2/1)	N	14	1-2	0-0	0-0	0-1/1	0	2	0	0	1	2	
Purdue (2/5)	N	47	6-8	2-4	0-0	2-7/9	5	3	0	1	0	14	
Indiana (2/8)	Y	19	2-4	0-2	0-0	0-2/2	2	0	1	0	0	4	
Wisconsin (2/13)	Y	23	2-3	0-1	1-2	0-1/1	5	1	2	1	0	5	
Northwestern (2/16)	Y	34	2-3	1-1	2-4	1-3/4	2	0	2	1	0	7	
Illinois (2/19)	Y	27	1-4	1-2	2-2	1-0/1	2	4	1	1	0	5	
Ohio State (2/22)	Y	33	4-11	1-5	0-0	1-1/2	3	0	3	0	0	9	
Iowa (2/25)	Y	27	2-5	0-1	2-2	2-1/3	4	1	1	0	1	6	
Michigan (3/1)	Y	24	0-3	0-1	0-0	1-2/3	1	0	0	0	0	0	
Penn State (3/9)	Y	33	2-4	0-2	5-5	2-3/5	3	1	0	0	1	9	
Penn State (3/13)	Y	17	2-2	0-0	0-0	0-2/2	2	2	1	0	0	4	
Wisconsin (3/14)	Y	31	4-6	3-3	3-4	0-2/2	5	1	1	0	0	14	
High Point (3/18)	Y	31	4-6	2-2	4-4	3-4/7	3	3	1	0	0	14	
Saint Mary's (3/23)	Y	35	5-8	2-4	6-7	0-1/1	2	0	1	0	2	18	
Southern Miss (3/25)	Y	32	7-13	1-4	0-0	0-3/3	1	2	1	1	1	15	
Florida State (4/1)	Y	7	1-1	1-1	0-0	0-2/2	5	0	1	0	1	3	
SMU (4/3)	Y	35	2-4	1-2	3-4	0-3/3	3	0	1	0	0	8	
Totals		37-15	828	89-184	26-71	60-76	32-68/100	101	28	34	10	15	264

2012-13 GAME-BY-GAME (AT DRAKE)

Opponent (Date)	Start	Min	Fg-Fa	3g-3a	Ft-Fta	O-D/T	PF	A	TO	Blk	Stl	Pts
William Jewell (11/9)	N	23	3-8	3-8	3-4	1-0/1	4	1	0	0	0	12
Detroit (11/17)	N	16	2-4	0-2	4-4	0-2/2	4	0	3	1	0	8
California (11/22)	N	14	1-4	0-3	0-0	0-0/0	4	0	2	0	0	2
Rice (11/23)	N	7	1-1	1-1	0-0	0-0/0	1	0	1	0	0	3
Xavier (11/25)	N	29	7-11	5-7	2-2	1-1/2	3	0	0	1	0	21
Nevada (11/20)	N	5	0-1	0-1	0-0	0-1/1	4	1	1	0	0	0
Saint Mary's (12/5)	N	20	1-4	0-1	0-0	0-1/1	1	1	2	0	0	2
IPFW (12/8)	N	9	1-2	1-1	0-0	1-2/3	3	0	0	0	0	3
Iowa State (12/15)	N	15	2-3	2-3	0-0	0-0/0	5	0	0	0	0	6
North Carolina Cent (12/19)	N	27	1-6	1-3	2-2	4-6/10	2	3	2	0	1	5
Eastern Illinois (12/22)	Y	24	0-4	0-3	2-2	0-3/3	2	2	2	1	1	2
Bradley (12/29)	N	14	2-6	0-4	0-0	1-3/4	4	1	2	1	0	4
Wichita State (1/2)	N	23	7-10	0-2	1-3	3-3/6	0	0	1	1	0	15
Missouri State (1/5)	N	29	8-15	3-7	2-2	3-4/7	1	3	2	1	0	21
Creighton (1/8)	N	32	5-10	5-9	2-2	0-2/2	3	1	1	0	0	17
Illinois State (1/12)	N	31	3-9	1-2	4-4	4-7/11	2	4	2	0	0	11
Evansville (1/16)	N	16	3-4	1-2	0-0	0-1/1	2	0	2	0	1	7
Northern Iowa (1/20)	N	23	0-5	0-2	0-0	0-4/4	3	0	1	0	1	0
Creighton (1/23)	N	3	0-1	0-1	0-0	0-0/0	0	0	2	0	0	0
Missouri State (1/27)	N	8	1-2	0-0	0-0	1-0/1	1	1	0	0	0	2
Southern Illinois (1/20)	N	13	4-4	1-1	1-2	0-2/2	5	0	4	1	1	10
Indiana State (2/2)	N	26	5-11	2-4	0-2	3-2/5	4	0	0	0	1	12
Illinois State (2/6)	N	24	3-7	2-3	3-4	0-3/3	2	1	1	0	0	11
Evansville (2/10)	N	23	2-4	2-3	0-0	0-6/6	5	1	4	2	0	6
Wichita State (2/13)	N	17	2-8	2-5	0-0	2-0/2	4	0	1	0	1	6
Northern Iowa (2/16)	N	24	1-4	1-4	0-0	0-2/2	0	3	2	0	0	3
Bradley (2/20)	N	14	0-2	0-2	2-2	0-0/0	1	1	1	0	0	2
Green Bay (2/23)	Y	29	2-6	0-3	3-4	1-2/3	3	0	1	0	2	7
Indiana State (2/27)	N	21	0-4	0-3	1-2	1-4/5	2	3	1	0	0	1
Southern Illinois (3/2)	N	10	1-2	0-1	4-4	0-1/1	4	1	0	2	1	6
Bradley (3/7)	N	24	5-7	0-2	5-6	1-5/6	2	0	1	1	0	15
Creighton (3/8)	N	15	1-4	0-2	0-0	0-0/0	4	2	2	0	0	2
Totals	32/2	608	74-173	33-95	41-51	27-67/94	85	30	44	12	10	222



bakary
KONATÉ

21

CENTER
sophomore

height: 6-11
weight: 235

Bamako, Mali

High School
Sunrise Christian
Academy

C

STATS ▼

2015-16 | SOPHOMORE SEASON:

Swatted three blocks and added two points, two rebounds and a steal vs. UMKC (11/13) • scored six points with two rebounds and a block vs. ULM (11/15) • posted nine points, three rebounds and two blocks vs. Temple (11/19) • recorded eight points, five rebounds and an assist vs. Missouri State (11/20) • grabbed three rebounds and scored a basket vs. Texas Tech (11/22) • posted first career double-double with 14 points and 10 rebounds, adding three blocks and two assists vs. Omaha (11/27) • registered career-high four blocks and added four points and two rebounds vs. South Dakota (12/5) • tallied 10 rebounds, four points, three blocks and a steal vs. SDSU (12/8) • grabbed career high 11 rebounds and added three points, one steal, one block and an assist vs. Milwaukee (12/23) • scored six points, six rebounds, two blocks and a steal vs. Michigan State (1/2) • posted four points, two rebounds, a block and a steal at Penn State (1/5) • recorded four points, three rebounds, two steals and a block vs. Northwestern (1/9) • scored eight points, seven rebounds and a steal vs. Purdue (1/27) • scored eight points, seven rebounds and one block at Indiana (1/30) • recorded seven rebounds, six points and one block at Northwestern (2/4) • grabbed nine rebounds and added five points and a block at Iowa (2/14).

2014-15 | FRESHMAN SEASON:

Made collegiate debut against Louisville, scoring two points and a rebound (11/14) • Recorded two rebounds and a block vs. Western Kentucky (11/18) • scored six points, four steals, three rebounds and one block vs. Franklin Pierce (11/20) • contributed two points, a rebound, one steal and a block vs. North Dakota (12/8) • scored six points, six rebounds, and one steal vs. Southern (12/10) • posted season highs of nine points, eight rebounds, two assists and two blocks against Seattle (12/19) • scored four points, three rebounds, one block and an assist vs. Furman (12/22) • recorded four rebounds, three blocks and a steal vs. UNCW (12/27) • scored two points, one rebound and an assist vs. Rutgers (1/17) • posted seven rebounds, two points and one block at Nebraska (1/20) • recorded three points, two rebounds and a steal vs. Illinois (1/24) • grabbed four rebounds and scored two points at Wisconsin (2/21) • posted four rebounds, two points, two assists, one block and a steal in win at Michigan State (2/26) • scored seven points, four rebounds, one block and a steal vs. Wisconsin (3/5) • scored four points with two rebounds vs. Rutgers (3/11 - BTT).

HIGH SCHOOL:

A graduate of IES La Vega de San Jose in Grand Canary Island, Spain • spent one year at Sunrise Basketball Academy but did not compete in any games • was a four-year high school starter, averaging nine rebounds, 7.5 points and one block per game • played in the Adidas Nations Basketball Tournament in Chicago as part of Team Mali • competed internationally at 15 years old for Club Baloncesto Gran Canaria in Spain • named MVP of the U-16 Spanish Clubs Championships at the 2009 Nike International Junior Tournament in Berlin.

PERSONAL:

Son of Seydou and Oumou Konaté • born Dec. 15, 1993 • is one of 14 siblings • has three brothers who played college basketball in the United States: Ibrahim (Boston University), Lassana (LeMoyné-Owen) and Fousseini (LeMoyné-Owen) • hobbies include watching movies and dancing • plans to major in business management.

CAREER HIGHS

Minutes

35 at Northwestern (2/4/16)

Points

14 vs. Omaha (11/27/15)

FG Attempts

10 vs. Purdue (1/27/16)

FG Made

5 vs. Omaha (11/27/15)

FT Attempts

8 vs. Southern (12/10/14)

FT Made

6 - twice; last at Northwestern (2/4/16)

3-Point FG Attempts

1 vs. ULM (11/15/15)

3-Point FG Made

—

Rebounds

11 vs. Milwaukee (12/23/15)

Assists

2 - three times; last vs. Omaha (11/27/15)

Steals

4 vs. Franklin Pierce (11/20/14)

Blocks


4 vs. South Dakota (12/5/15)

2015-16 GAME-BY-GAME

Opponent (Date)	Start	Min	Fg-Fa	3g-3a	Ft-Fta	O-D/T	PF	A	TO	Blk	Stl	Pts
UMKC (11/13)	N	6	1-1	0-0	0-1	1-1/2	1	0	0	3	1	2
ULM (11/15)	N	20	3-5	0-1	0-1	1-1/2	2	0	1	1	0	6
Temple (11/19)	Y	22	3-5	0-0	3-3	1-2/3	4	0	0	2	0	9
Missouri State (11/20)	Y	24	3-4	0-0	2-4	1-4/5	4	1	1	0	0	8
Texas Tech (11/22)	Y	14	1-2	0-0	0-0	3-0/3	4	0	3	0	0	2
Omaha (11/27)	Y	25	5-8	0-0	4-4	3-7/10	1	2	0	3	0	14
Clemson (11/30)	Y	17	0-3	0-0	0-0	0-0/0	0	0	0	0	0	0
South Dakota (12/5)	Y	21	1-1	0-0	2-2	1-1/2	2	0	2	4	0	4
South Dakota St. (12/8)	Y	29	1-5	0-0	2-4	2-8/10	0	0	0	3	1	4
Oklahoma State (12/12)	Y	21	1-1	0-0	0-2	3-3/6	5	0	2	1	0	2
Chicago State (12/16)	Y	20	0-2	0-0	2-4	1-1/2	4	0	3	1	0	2
Milwaukee (12/23)	Y	27	1-4	0-0	1-2	2-9/11	0	1	3	1	1	3
Ohio State (12/30)	Y	15	0-1	0-0	0-0	0-1/1	3	0	1	0	0	0
Michigan State (1/2)	Y	21	3-4	0-0	0-0	3-3/6	4	0	2	2	1	6
Penn State (1/5)	Y	20	2-2	0-0	0-0	2-0/2	4	1	0	1	1	4
Northwestern (1/9)	Y	34	5-8	0-0	2-2	2-1/3	4	1	1	1	0	12
Nebraska (1/12)	Y	21	2-4	0-0	1-2	1-1/2	3	0	1	1	0	5
Indiana (1/16)	Y	15	2-3	0-0	0-0	0-2/2	2	0	0	1	0	4
Michigan (1/20)	Y	15	1-2	0-0	0-0	1-3/4	3	1	1	0	0	2
Illinois (1/23)	Y	11	1-1	0-0	0-0	0-1/1	1	0	1	0	0	2
Purdue (1/27)	Y	24	4-10	0-0	0-0	1-6/7	4	0	1	0	1	8
Indiana (1/30)	Y	22	3-4	0-0	2-2	3-4/7	4	0	0	1	0	8
Northwestern (2/4)	Y	35	0-1	0-0	6-6	0-7/7	2	0	1	1	0	6
Michigan (2/10)	Y	21	2-2	0-0	0-0	1-4/5	4	0	1	1	0	4
Iowa (2/14)	Y	30	2-3	0-0	1-3	2-7/9	4	0	1	1	0	5
Maryland (2/18)	Y	20	0-2	0-0	0-0	0-4/4	3	1	3	2	0	0
Rutgers (2/23)	Y	11	0-0	0-0	1-2	0-2/2	3	0	1	0	0	1
Illinois (2/28)	N	23	1-3	0-0	0-0	1-6/7	3	2	1	0	0	2
Totals		28-24	583	48-91	0-1	29-44	36-89/125	78	10	31	6	125

2014-15 GAME-BY-GAME STATS ON PAGE 19

Season	Gp	Gs	Min	Avg	3-POINT			REBOUNDS			Asst	TO	Blk	ST	Pf/Dq	Pts	Avg
					Fg-Fga	Pct	Fg-Fga	Pct	Ft-Fta	Pct							
2014-15	25	0	222	8.9	19-35	.543	0-0	.000	18-34	.529	6	16	10	10	39/0	56	2.2
2015-16	28	24	583	20.8	48-91	.527	0-1	.000	29-44	.659	10	31	31	6	78/1	125	4.5
Career	53	24	805	15.2	67-126	.532	0-1	.000	47-78	.603	16	47	41	16	117/1	181	3.4



mike
LUKASHEWICH

25

GUARD
sophomore

height: 6-3
weight: 190

Appleton, Wis.

High School
Appleton North

G

STATS ▼

2015-16 | SOPHOMORE SEASON:

Scored first collegiate points in win over Rutgers (2/23).

2014-15 | FRESHMAN SEASON:

Joined the team on December 18 • made debut vs. Seattle, blocking a shot in four minutes of play (12/19).

HIGH SCHOOL:

2014 graduate of Appleton North • Named a Fox Valley Association All-Conference player in his junior and senior seasons • Holds the school record for career points scored • Letterwinner in volleyball and track in addition to basketball • Lists his most memorable sports thrill as his volleyball team's 34-0 state championship team • Graduated with high honors.

PERSONAL:

Full name is Michael Lukashewich (pronounced Luke-ah-SEV-itch) • Son of Terri and John Lukashewich • Has one younger sister, Kate • Born October 27, 1995 • Hobbies include playing piano, wake surfing and skiing • Plans to major in sports management/law.

CAREER HIGHS


Minutes	3-Point FG Made
4 - twice; last vs. UNCW (12/27/14)	—
Points	Rebounds
2 vs. Rutgers (2/23/16)	—
FG Attempts	Assists
1 vs. Rutgers (2/23/16)	—
FG Made	Steals
1 vs. Rutgers (2/23/16)	—
FT Attempts	Blocks
—	1 vs. Seattle (12/19/14)
FT Made	
—	
3-Point FG Attempts	
—	

2015-16 GAME-BY-GAME

Opponent (Date)	Start	Min	Fg-Fa	3g-3a	Ft-Fta	O-D/T	PF	A	TO	Blk	Stl	Pts
UMKC (11/13)			DNP (Coach's Decision)									
ULM (11/15)			DNP (Coach's Decision)									
Temple (11/19)			DNP (Coach's Decision)									
Missouri State (11/20)			DNP (Coach's Decision)									
Texas Tech (11/22)			DNP (Coach's Decision)									
Omaha (11/27)			DNP (Coach's Decision)									
Clemson (11/30)			DNP (Coach's Decision)									
South Dakota (12/5)			DNP (Coach's Decision)									
South Dakota St. (12/8)			DNP (Coach's Decision)									
Oklahoma State (12/12)			DNP (Coach's Decision)									
Chicago State (12/16)			DNP (Coach's Decision)									
Milwaukee (12/23)			DNP (Coach's Decision)									
Ohio State (12/30)			DNP (Coach's Decision)									
Michigan State (1/3)			DNP (Coach's Decision)									
Penn State (1/3)			DNP (Injury)									
Northwestern (1/9)			DNP (Coach's Decision)									
Nebraska (1/12)			DNP (Coach's Decision)									
Indiana (1/16)			DNP (Coach's Decision)									
Michigan (1/20)			DNP (Coach's Decision)									
Illinois (1/23)			DNP (Coach's Decision)									
Purdue (1/27)			DNP (Coach's Decision)									
Indiana (1/30)			DNP (Coach's Decision)									
Northwestern (2/4)			DNP (Coach's Decision)									
Michigan (2/10)			DNP (Coach's Decision)									
Iowa (2/14)			DNP (Coach's Decision)									
Maryland (2/18)			DNP (Coach's Decision)									
Rutgers (2/23)	N	1-1	0-0	0-0	0-0	0-0/0	0	0	0	0	0	2
Illinois (2/28)			DNP (Coach's Decision)									
Totals		1-0	1-1	0-0	0-0	0-0/0	0	0	0	0	0	2

2014-15 GAME-BY-GAME STATS ON PAGE 19

Season	Gp	Gs	Min	Avg	3-POINT				REBOUNDS				Asst	TO	Blk	ST	Pf/Dq	Pts	Avg
					Fg-Fga	Pct	Fg-Fga	Pct	Ft-Fta	Pct	O-D/Tot	Avg							
2014-15	3	0	9	3.0	0-0	.000	0-0	.000	0-0	.000	0-0/0	0.0	0	1	1	0	0/0	0	0.0
2015-16	1	0	1	1.0	1-1	1.000	0-0	.000	0-0	.000	0-0/0	0.0	0	0	0	0	0/0	2	2.0
Career	4	0	10	2.5	1-1	1.000	0-0	.000	0-0	.000	0-0/0	0.0	0	1	1	0	0/0	2	0.5



nate
MASON

2

GUARD
sophomore

height: 6-2
weight: 185

Decatur, Ga.

High School
Arlington Country
Day

G

STATS ▼

MILESTONES:

- Big Ten Freshman of the Week (12/22/14)
- Scored his 600th career point vs. Purdue (1/27/16)
- Scored his 500th career point at Penn State (1/5/16)

2015-16 | SOPHOMORE SEASON:

Scored 11 points, seven assists, three rebounds, two steals and a block in win vs. UMKC (11/13) • scored 12 points, four rebounds, four assists and a steal against ULM (11/15) • poured in career-high 20 points with five assists and two rebounds vs. Temple (11/19) • scored nine points, four assists and three rebounds vs. Missouri State (11/20) • posted six points and a steal vs. Texas Tech (11/22) • contributed 16 points, eight assists, three rebounds and one steal vs. Omaha (11/27) • scored 17 points, eight assists and two rebounds in win over Clemson (11/30) • contributed 11 points, three rebounds and two steals in career-high 42 minutes vs. South Dakota (12/5) • scored 18 points, five assists, two steals and two rebounds vs. SDSU (12/8) • scored team-high 14 points with three assists and two steals vs. Oklahoma State (12/12) • contributed 10 points, seven assists, two rebounds and two steals vs. Chicago State (12/16) • scored 10 points, five rebounds and an assist at Ohio State (12/30) • led team with 16 points and added six rebounds and three assists vs. Michigan State (1/2) • scored 19 points, three rebounds, three assists and two steals at Penn State (1/5) • led the team with 13 points and six assists with one rebound vs. Northwestern (1/9) • scored eight points at Nebraska (1/12) • posted five points, five assists and two rebounds vs. Indiana (1/16) • scored career- and game-high 25 points with five assists, three rebounds and a steal at Michigan (1/20) • posted 19 points, seven assists, five rebounds and one steal vs. Illinois (1/23) • earned first career double-double with 15 points and career-best 12 assists, adding three rebounds vs. Purdue (1/27) • led team with 21 points and added five rebounds, five assists and two steals at Indiana (1/30) • scored team-high 19 points and five assists with four rebounds and two steals vs. Michigan (2/10) • led the team with 14 points and six assists, adding three rebounds and a steal at Iowa (2/14) • scored team-high 18 points with six rebounds, six assists and two steals in win over Maryland (2/18) • posted 13 points, two rebounds and two assists vs. Rutgers (2/23) • did not play at Illinois (2/28) and will be suspended for the remainder of the season after a violation of team rules.

PERSONAL:

Son of Tonya and Nate Mason • born Jul. 25, 1995 • has one younger sister, Taylor • most memorable sports thrill is hitting a half-court, game-winning shot • major is undecided.

CAREER HIGHS

Minutes

42 - twice; last vs. Illinois (1/23/16)

Points

25 at Michigan (1/20/16)

FG Attempts

21 at Indiana (1/30/16)

FG Made

9 at Michigan (1/20/16)

FT Attempts

12 vs. Temple (11/19/15)

FT Made

11 vs. Temple (11/19/15)

3-Point FG Attempts

10 vs. Illinois (1/23/16)

3-Point FG Made

5 vs. Illinois (1/23/16)

Rebounds

6 - twice; last vs. Maryland (2/18/16)

Assists

12 vs. Purdue (1/27/16)

Steals

6 - twice; last vs. Seattle (12/19/14)

Blocks


1 - three times; last vs. UMKC (11/13/15)

2015-16 GAME-BY-GAME

Opponent (Date)	Start	Min	Fg-Fa	3g-3a	Ft-Fta	O-D/T	PF	A	TO	Blk	Stl	Pts
UMKC (11/13)	Y	36	4-12	2-6	1-1	0-3/3	2	7	1	1	2	11
ULM (11/15)	Y	33	5-10	1-4	1-1	0-4/4	2	4	1	0	1	12
Temple (11/19)	Y	34	4-11	1-4	11-12	1-1/2	5	5	1	0	0	20
Missouri State (11/20)	Y	34	3-10	3-6	0-0	1-2/3	1	4	2	0	0	9
Texas Tech (11/22)	Y	23	2-9	0-4	2-2	0-0/0	4	0	2	0	1	6
Omaha (11/27)	Y	36	6-12	2-5	2-6	1-2/3	1	8	2	0	1	16
Clemson (11/30)	Y	27	4-7	1-3	8-10	0-2/2	2	8	2	0	0	17
South Dakota (12/5)	Y	42	4-17	2-6	1-2	0-3/3	2	0	4	0	2	11
South Dakota St. (12/8)	Y	32	5-11	3-5	5-5	0-2/2	3	5	1	0	2	18
Oklahoma State (12/12)	Y	34	6-11	0-4	2-2	0-0/0	1	3	1	0	2	14
Chicago State (12/16)	Y	33	3-7	2-4	2-2	0-2/2	0	7	2	0	2	10
Milwaukee (12/23)	Y	25	3-10	0-4	0-0	0-2/2	4	2	1	0	0	6
Ohio State (12/30)	Y	28	4-14	0-3	2-2	2-3/5	0	1	1	0	0	10
Michigan State (1/2)	Y	33	5-17	3-7	3-4	2-4/6	2	3	0	0	0	16
Penn State (1/5)	Y	34	7-13	1-4	4-4	0-3/3	4	3	3	0	2	19
Northwestern (1/9)	Y	37	4-12	3-7	2-2	0-1/1	2	6	1	0	0	13
Nebraska (1/12)	Y	26	3-7	0-1	2-2	0-0/0	3	0	4	0	0	8
Indiana (1/16)	Y	22	1-4	1-2	2-4	0-2/2	2	5	2	0	0	5
Michigan (1/20)	Y	31	9-16	1-4	6-6	0-3/3	4	5	3	0	1	25
Illinois (1/23)	Y	42	7-18	5-10	0-0	0-5/5	1	7	3	0	1	19
Purdue (1/27)	Y	35	6-15	0-3	3-6	0-3/3	1	12	1	0	0	15
Indiana (1/30)	Y	39	8-21	0-7	5-8	0-5/5	3	5	0	0	2	21
Northwestern (2/4)	Y	33	3-12	2-6	0-0	0-2/2	0	2	2	0	0	8
Michigan (2/10)	Y	33	6-14	2-5	5-6	1-3/4	2	5	0	0	2	19
Iowa (2/14)	Y	34	7-15	0-4	0-0	0-3/3	2	6	1	0	1	14
Maryland (2/18)	Y	36	5-15	3-5	5-6	0-6/6	0	6	3	0	2	18
Rutgers (2/23)	Y	26	6-14	1-6	0-0	0-2/2	0	2	2	0	0	13
Illinois (2/28)	DNP (Suspension - Violation of Team Rules)											
Totals	27-27	880	130-334	39-129	74-93	8-68/76	53	121	46	1	24	373

2014-15 GAME-BY-GAME STATS ON PAGE 19

Season	Gp	Gs	Min	Avg	3-POINT				REBOUNDS				Asst	TO	Blk	ST	Pf/Dq	Pts	Avg
					Fg-Fga	Pct	Fg-Fga	Pct.	Ft-Fta	Pct.	O-D/Tot	Avg							
2014-15	33	8	862	26.1	115-281	.409	42-108	.389	51-83	.614	17-77/94	2.8	92	36	3	59	58/0	323	9.8
2015-16	27	27	880	32.6	130-334	.389	39-129	.302	74-93	.796	8-68/76	2.8	121	46	1	24	53/1	373	13.8
Career	60	35	1742	29.0	245-615	.398	1-237	.342	125-176	.710	25-145/170	2.8	213	82	4	83	111/1	696	11.6



dupree
McBRYER

1

GUARD
freshman

height: 6-4
weight: 175

Queens, N.Y.

High School
Sunrise Christian
Academy

G

STATS ▼

2015-16 | FRESHMAN SEASON:

Made collegiate debut vs. UMKC, scoring three points, three rebounds and two assists (11/13) • scored two points with two assists, one rebound and a block vs. Temple (11/19) • tallied two assists vs. Missouri State (11/20) • registered six points, three rebounds, two assists and a steal vs. Texas Tech (11/22) • scored four points and four assists with two steals vs. Omaha (11/27) • started and grabbed five rebounds with two points, two assists and a steal vs. Clemson (11/30) • scored 13 points, three rebounds, two steals and an assist vs. SDSU (12/8) • scored eight points, two rebounds, one assist and a steal vs. Oklahoma State (12/12) • posted four points, two steals, one block, one assist and a rebound vs. Chicago State (12/16) • scored six points, four assists and a rebound vs. Milwaukee (12/23) • contributed three points, two rebounds and two assists at Ohio State (12/30) • scored four points, two steals and two assists at Penn State (1/5) • scored eight points with four rebounds and two assists vs. Northwestern (1/9) • posted six points, two assists, one steal and one rebound at Nebraska (1/12) • scored nine points, three rebounds, three assists and three steals vs. Indiana (1/16) • scored nine points, four rebounds and two assists at Michigan (1/20) • dished eight assists and added five rebounds and two points with a steal vs. Illinois (1/23) • scored 13 points, five assists, two steals and two rebounds vs. Purdue (1/27) • recorded eight points, five assists, four rebounds and two steals at Indiana (1/30) • scored 11 points, five rebounds and an assist vs. Michigan (2/10) • posted 12 points, two rebounds, one block, one steal and an assist at Iowa (2/14) • recorded nine points, four steals, four assists and two rebounds in win over Maryland (2/18) • scored 14 points, seven assists, six rebounds, one block and a steal vs. Rutgers (2/23) • did not play at Illinois (2/28) and will be suspended for the remainder of the season after a violation of team rules.

HIGH SCHOOL:

Spent one season at Sunrise Christian Academy prep school • as a member of the New Heights AAU team, contributed 13.5 points and a team-high 3.5 assists and 0.9 steals per game • during final high school season, helped the Patrick School repeat as Union County Tournament champion and averaged 10.5 points per game for the Celtics.

PERSONAL:

Parents are Tayra McFarlane and Maurice McBryer • has two brothers, Malik and Antoine • lists scoring 51 points in an all-star game during prep career as his basketball highlight • hobbies include playing video games, shopping and playing soccer • major is undecided.

CAREER HIGHS

Minutes

36 - twice; last vs. Rutgers (2/23/16)

Points

14 vs. Rutgers (2/23/16)

FG Attempts

12 at Indiana (1/30/16)

FG Made

5 vs. Purdue (1/27/16)

FT Attempts

10 vs. South Dakota State (12/8/15)

FT Made

9 vs. South Dakota State (12/8/15)

3-Point FG Attempts

5 vs. Rutgers (2/23/16)

3-Point FG Made

3 vs. Rutgers (2/23/16)

Rebounds

6 vs. Rutgers (2/23/16)

Assists

8 vs. Illinois (1/23/16)

Steals

4 vs. Maryland (2/18/16)

Blocks

1 - three times; last vs. Rutgers (2/23/16)

2015-16 GAME-BY-GAME

Opponent (Date)	Start	Min	Fg-Fa	3g-3a	Ft-Fta	O-D/T	PF	A	TO	Blk	Stl	Pts
UMKC (11/13)	N	20	0-7	0-2	3-4	0-3/3	2	2	1	0	0	3
ULM (11/15)	N	7	0-2	0-1	0-0	0-0/0	2	0	1	0	0	0
Temple (11/19)	N	16	0-1	0-1	2-4	0-1/1	3	2	1	1	0	2
Missouri State (11/20)	N	5	0-2	0-0	0-0	0-0/0	1	2	0	0	0	0
Texas Tech (11/22)	N	19	2-5	0-2	2-3	0-3/3	3	2	1	0	1	6
Omaha (11/27)	N	20	1-4	1-2	1-4	0-0/0	0	4	0	0	0	2
Clemson (11/30)	Y	18	0-4	0-2	2-2	1-4/5	1	2	1	0	1	2
South Dakota (12/5)	N	12	0-2	0-2	0-0	0-0/0	1	0	0	0	0	0
South Dakota St. (12/8)	N	28	2-7	0-2	9-10	1-2/3	3	1	1	0	2	13
Oklahoma State (12/12)	Y	28	1-5	0-3	6-8	0-2/2	2	1	1	0	1	8
Chicago State (12/16)	Y	21	1-4	1-4	1-2	0-1/1	1	1	1	1	2	4
Milwaukee (12/23)	N	19	3-7	0-1	0-1	0-1/1	3	4	1	0	0	6
Ohio State (12/30)	N	18	1-4	0-2	1-3	0-2/2	1	2	0	0	0	3
Michigan State (1/2)	N	16	0-3	0-1	0-0	0-0/0	1	2	0	0	0	0
Penn State (1/5)	N	18	1-4	1-1	1-2	0-0/0	1	2	2	0	2	4
Northwestern (1/9)	N	21	2-4	0-0	4-6	0-4/4	1	2	3	0	0	8
Nebraska (1/12)	Y	19	3-4	0-1	0-0	0-1/1	4	2	2	0	1	6
Indiana (1/16)	Y	28	1-3	1-1	6-9	0-3/3	3	3	2	0	3	9
Michigan (1/20)	Y	26	3-6	1-3	2-4	1-3/4	3	2	0	0	0	9
Illinois (1/23)	Y	32	1-7	0-4	0-2	0-5/5	3	8	3	0	1	2
Purdue (1/27)	Y	35	5-7	0-1	3-5	0-2/2	4	5	2	0	2	13
Indiana (1/30)	Y	36	3-12	1-2	1-3	0-4/4	0	5	0	0	2	8
Northwestern (2/4)	Y	31	0-2	0-0	3-4	0-3/3	2	1	4	0	1	3
Michigan (2/10)	Y	26	3-5	0-1	5-7	0-5/5	0	1	2	0	0	11
Iowa (2/14)	Y	31	3-7	2-2	4-6	1-1/2	1	1	0	1	1	12
Maryland (2/18)	Y	27	4-8	1-2	0-0	1-1/2	4	4	1	0	4	9
Rutgers (2/23)	Y	36	4-9	3-5	3-6	2-4/6	0	7	2	1	1	14
Illinois (2/28)	DNP (Suspension - Violation of Team Rules)											
Totals	27-14	613	44-135	12-48	59-95	7-55/62	50	68	32	4	27	159

Season	Gp	Gs	Min	Avg	3-POINT				REBOUNDS				Asst	TO	Blk	ST	Pfr/Dq	Pts	Avg
					Fg-Fga	Pct	Fg-Fga	Pct	Ft-Fta	Pct	O-D/Tot	Avg							
2015-16	27	14	613	22.7	44-135	.326	12-48	.250	59-95	.621	7-55/62	2.3	68	32	4	27	50/0	159	5.9
Career	27	14	613	22.7	44-135	.326	12-48	.250	59-95	.621	7-55/62	2.3	68	32	4	27	50/0	159	5.9

#21 – BAKARY KONATÉ 2014-15 GAME-BY-GAME

2014-15 GAME-BY-GAME

Opponent (Date)	Start	Min	Fg-Fa	3g-3a	Ft-Fta	O-D/T	PF	A	TO	Blk	Stl	Pts
Louisville (11/14)	N	6	1-2	0-0	0-0	0-1/1	2	0	1	0	0	2
Western Ky. (11/18)	N	6	0-0	0-0	0-3	0-2/2	0	0	1	1	0	0
Franklin Pierce (11/20)	N	22	2-3	0-0	2-2	2-1/3	4	0	0	1	4	6
UMBC (11/22)	N	2	0-1	0-0	0-0	0-0/0	1	0	0	0	0	0
St. John's (11/26)	DNP (Coach's Decision)											
Georgia (11/28)	N	1	0-0	0-0	0-0	0-0/0	0	0	0	0	0	0
Wake Forest (12/2)	N	2	0-0	0-0	0-0	0-0/0	0	0	0	0	0	0
Western Carolina (12/5)	DNP (Coach's Decision)											
North Dakota (12/8)	N	9	1-1	0-0	0-0	0-1/1	4	0	3	1	1	2
Southern (12/10)	N	23	0-3	0-0	6-8	4-2/6	4	0	2	0	1	6
Seattle (12/19)	N	16	3-4	0-0	3-6	3-5/8	2	2	1	2	0	9
Furman (12/22)	N	8	1-2	0-0	2-5	3-0/3	0	1	0	1	0	4
UNCW (12/27)	N	10	0-1	0-0	0-0	0-2/2	1	0	1	1	1	0
Purdue (12/31)	N	4	0-0	0-0	0-0	0-1/1	2	0	1	0	0	0
Maryland (1/3)	DNP (Coach's Decision)											
Ohio State (1/6)	DNP (Coach's Decision)											
Michigan (1/10)	DNP (Coach's Decision)											
Iowa (1/13)	DNP (Coach's Decision)											
Rutgers (1/17)	N	17	1-1	0-0	0-2	0-1/1	3	1	0	0	0	2
Nebraska (1/20)	N	13	0-2	0-0	2-2	2-5/7	2	0	2	1	0	2
Illinois (1/24)	N	10	1-1	0-0	1-2	0-2/2	3	0	1	0	1	3
Penn State (1/28)	N	2	0-0	0-0	1-2	0-0/0	1	0	0	0	0	1
Nebraska (1/31)	N	1	0-0	0-0	0-0	0-0/0	0	0	0	0	0	0
Purdue (2/7)	N	1	0-0	0-0	0-0	0-0/0	0	0	0	0	0	0
Iowa (2/12)	DNP (Coach's Decision)											
Indiana (2/15)	N	1	0-0	0-0	0-0	0-0/0	1	0	0	0	0	0
Northwestern (2/18)	DNP (Coach's Decision)											
Wisconsin (2/21)	N	8	1-4	0-0	0-0	0-4/4	1	0	0	0	0	2
Michigan State (2/26)	N	14	1-2	0-0	0-0	2-2/4	1	2	0	1	1	2
Wisconsin (3/5)	N	17	3-3	0-0	1-2	1-3/4	1	0	1	1	1	7
Penn State (3/8)	N	5	1-1	0-0	0-0	0-0/0	0	0	1	0	0	2
Rutgers (3/11 - BTT)	N	9	2-3	0-0	0-0	1-1/2	4	0	0	0	0	4
Ohio State (3/12 - BTT)	N	15	1-1	0-0	0-0	0-1/1	2	0	1	0	0	2
Totals		25-0	222	19-35	0-0	18-34	18-34/52	39	6	16	10	56

#2 – NATE MASON 2014-15 GAME-BY-GAME

2014-15 GAME-BY-GAME

Opponent (Date)	Start	Min	Fg-Fa	3g-3a	Ft-Fta	O-D/T	PF	A	TO	Blk	Stl	Pts	
Louisville (11/14)	N	20	2-5	0-2	6-10	1-4/5	4	2	2	0	0	10	
Western Ky. (11/18)	N	20	4-5	2-2	0-1	0-5/5	0	1	1	1	1	10	
Franklin Pierce (11/20)	N	23	6-12	3-3	0-0	1-3/4	3	5	1	0	2	15	
UMBC (11/22)	N	18	3-8	2-6	0-0	0-5/5	2	4	1	0	1	8	
St. John's (11/26)	N	26	4-7	2-2	5-5	1-3/4	3	2	1	0	2	15	
Georgia (11/28)	N	21	1-7	1-4	0-0	0-3/3	4	3	0	0	1	3	
Wake Forest (12/2)	N	27	2-9	0-3	2-2	0-5/5	1	4	0	0	2	6	
Western Carolina (12/5)	N	29	4-6	3-5	0-0	0-2/2	0	5	3	0	2	11	
North Dakota (12/8)	N	27	4-9	1-3	2-4	0-4/4	3	8	1	0	6	11	
Southern (12/10)	N	21	1-5	0-0	1-3	0-3/3	1	2	0	0	0	3	
Seattle (12/19)	N	25	6-11	2-5	1-2	0-3/3	2	1	2	0	6	15	
Furman (12/22)	N	22	5-7	4-5	0-0	0-0/0	2	0	0	0	4	14	
UNCW (12/27)	N	25	7-13	2-3	2-3	0-2/2	0	2	1	0	5	18	
Purdue (12/31)	N	26	4-9	2-5	2-4	0-3/3	2	2	0	0	1	12	
Maryland (1/3)	N	22	1-7	0-2	0-0	2-3/5	2	1	1	0	1	2	
Ohio State (1/6)	N	32	2-7	0-3	3-5	0-1/1	2	2	1	0	1	7	
Michigan (1/10)	N	21	3-5	1-2	1-3	2-3/5	4	3	1	0	1	8	
Iowa (1/13)	Y	33	7-12	1-3	2-3	2-2/4	0	4	0	0	3	17	
Rutgers (1/17)	Y	35	3-10	2-6	1-2	1-1/2	3	5	1	1	5	9	
Nebraska (1/20)	Y	29	1-5	1-1	0-0	0-2/2	2	1	2	0	3	3	
Illinois (1/24)	N	28	1-7	1-4	7-8	1-2/3	0	6	2	0	0	10	
Penn State (1/28)	N	18	2-8	1-3	0-0	0-1/1	2	1	1	0	2	5	
Nebraska (1/31)	N	25	2-6	1-3	3-4	0-0/0	2	1	1	0	1	8	
Purdue (2/7)	N	26	3-10	0-1	1-2	0-1/1	3	2	0	0	1	7	
Iowa (2/12)	N	26	4-10	1-3	3-7	0-1/1	0	2	0	0	1	12	
Indiana (2/15)	N	28	1-6	1-2	0-0	1-1/2	1	1	2	0	0	3	
Northwestern (2/18)	N	24	5-10	2-4	3-3	1-3/4	1	0	3	0	0	15	
Wisconsin (2/21)	Y	26	5-11	1-3	0-0	1-2/3	1	5	1	0	0	11	
Michigan State (2/26)	Y	32	3-10	1-5	2-4	0-1/1	2	5	1	1	2	9	
Wisconsin (3/5)	Y	32	6-12	3-5	0-0	0-3/3	1	3	2	0	0	15	
Penn State (3/8)	N	32	3-10	0-3	1-1	1-2/3	2	4	2	0	1	7	
Rutgers (3/11 - BTT)	Y	32	6-9	0-3	3-5	0-1/1	1	2	1	0	3	15	
Ohio State (3/12 - BTT)	Y	31	4-13	1-4	0-2	2-2/4	2	3	1	0	1	9	
Totals		33-8	862	115-281	42-108	51-83	17-77/94	58	92	36	3	59	323

#41 – GASTON DIEDHIOU 2014-15 GAME-BY-GAME

2014-15 GAME-BY-GAME

Opponent (Date)	Start	Min	Fg-Fa	3g-3a	Ft-Fta	O-D/T	PF	A	TO	Blk	Stl	Pts
Seattle (12/19)	DNP (Coach's Decision)											
Furman (12/22)	DNP (Coach's Decision)											
UNCW (12/27)	DNP (Coach's Decision)											
Purdue (12/31)	DNP (Coach's Decision)											
Maryland (1/3)	DNP (Coach's Decision)											
Ohio State (1/6)	DNP (Coach's Decision)											
Michigan (1/10)	DNP (Coach's Decision)											
Iowa (1/13)	DNP (Coach's Decision)											
Rutgers (1/17)	DNP (Coach's Decision)											
Nebraska (1/20)	N	5	0-0	0-0	0-0	0-0/0	1	0	0	0	0	0
Illinois (1/24)	N	1	0-0	0-0	0-0	0-0/0	0	0	0	0	0	0
Penn State (1/28)	DNP (Coach's Decision)											
Nebraska (1/31)	N	1	0-0	0-0	0-0	0-0/0	0	0	0	0	0	0
Purdue (2/7)	N	4	0-0	0-0	0-0	0-1/1	0	0	0	0	0	0
Iowa (2/12)	N	6	0-0	0-0	0-0	1-0/1	0	0	0	0	0	0
Indiana (2/15)	N	2	0-0	0-0	0-0	0-0/0	0	0	1	0	0	0
Northwestern (2/18)	N	7	1-2	0-0	0-0	0-0/0	1	0	0	0	0	2
Wisconsin (2/21)	N	10	0-1	0-1	0-0	0-0/0	4	0	2	0	0	0
Michigan State (2/26)	N	9	1-2	0-1	0-1	0-2/2	0	0	0	0	0	2
Wisconsin (3/5)	N	7	0-0	0-0	0-0	0-1/1	1	0	0	0	0	0
Penn State (3/8)	N	4	0-1	0-1	0-0	0-0/0	0	0	1	0	0	0
Rutgers (3/11 - BTT)	N	5	1-1	0-0	0-0	1-1/2	1	0	1	0	0	2
Ohio State (3/12 - BTT)	N	7	1-2	0-1	0-0	2-0/2	1	0	0	0	0	2
Totals		13-0	68	4-9	0-4	0-1	4-5/9	9	0	5	0	8

#25 - MIKE LUKASHEWICH 2014-15 GAME-BY-GAME

2014-15 GAME-BY-GAME

Opponent (Date)	Start	Min	Fg-Fa	3g-3a	Ft-Fta	O-D/T	PF	A	TO	Blk	Stl	Pts
Seattle (12/19)	N	4	0-0	0-0	0-0	0-0/0	0	0	0	1	0	0
Furman (12/22)	DNP (Coach's Decision)											
UNCW (12/27)	N	4	0-0	0-0	0-0	0-0/0	0	0	1	0	0	0
Purdue (12/31)	DNP (Coach's Decision)											
Maryland (1/3)	DNP (Coach's Decision)											
Ohio State (1/6)	DNP (Coach's Decision)											
Michigan (1/10)	DNP (Coach's Decision)											
Iowa (1/13)	DNP (Coach's Decision)											
Rutgers (1/17)	DNP (Coach's Decision)											
Nebraska (1/20)	DNP (Coach's Decision)											
Illinois (1/24)	DNP (Coach's Decision)											
Penn State (1/28)	DNP (Coach's Decision)											
Nebraska (1/31)	N	1	0-0	0-0	0-0	0-0/0	0	0	0	0	0	0
Purdue (2/7)	DNP (Coach's Decision)											
Iowa (2/12)	DNP (Coach's Decision)											
Indiana (2/15)	DNP (Coach's Decision)											
Northwestern (2/18)	DNP (Coach's Decision)											
Wisconsin (2/21)	DNP (Coach's Decision)											
Michigan State (2/26)	DNP (Coach's Decision)											
Wisconsin (3/5)	DNP (Coach's Decision)											
Penn State (3/8)	DNP (Coach's Decision)											
Rutgers (3/11 - BTT)	DNP (Coach's Decision)											
Ohio State (3/12 - BTT)	DNP (Coach's Decision)											
Totals	3-0	9	0-0	0-0	0-0	0-0/0	0	0	1	1	0	0



jordan
MURPHY

3

FORWARD
freshman

height: 6-6
weight: 230

San Antonio, Texas

High School
Brennan

F

STATS ▼

MILESTONES

- Two-Time Big Ten Freshman of the Week (12/7, 2/22)
- Became first freshman to record a double-double (vs. Clemson, 11/30/15) since Kris Humphries in 2003-04
- His 24 points total vs. the Tigers is the highest by a freshman since Andre Hollins (24 vs. MTSU, 3/21/12)

2015-16 | FRESHMAN SEASON:

Posted nine points, five rebounds and one block in collegiate debut vs. UMKC (11/13) • scored six points, five rebounds, two assists, one block and a steal against ULM (11/15) • totaled six rebounds, three points and a block vs. Temple (11/19) • swatted three blocks and added three points and three rebounds vs. Missouri State (11/20) • scored eight rebounds, six points and an assist vs. Texas Tech (11/22) • scored 14 points with six rebounds, two steals and a block vs. Omaha (11/27) • posted first career double-double with team-high 24 points and 10 rebounds, adding two blocks and two steals with an assist vs. Clemson (11/30) • tallied double-double with 19 points and 17 rebounds, adding three assists and two steals vs. South Dakota (12/5) • scored six points, six rebounds and a steal vs. SDSU (12/8) • recorded 12 rebounds and 11 points for third double-double, adding one block and a steal vs. Oklahoma State (12/12) • posted fourth double-double with career-high 18 rebounds and 12 points, adding two blocks and two steals vs. Chicago State (12/16) • contributed 16 points and 10 rebounds for fifth double-double, adding two steals, two blocks and an assist vs. Milwaukee (12/23) • scored 11 points, five rebounds and one steal at Ohio State (12/30) • posted 14 points, nine rebounds and one steal vs. Michigan State (1/2) • recorded nine points and seven rebounds at Penn State (1/5) • led the team with 12 points and eight rebounds, adding an assist at Nebraska (1/12) • recorded 10 points, eight rebounds and two blocks vs. Indiana (1/16) • scored 13 points, eight rebounds and three blocks at Michigan (1/20) • posted double-double with 12 points and 10 rebounds, adding a steal vs. Illinois (1/23) • scored 12 points, four rebounds, four blocks and one steal vs. Purdue (1/27) • led team with 14 points and added five rebounds at Northwestern (2/4) • scored 14 points and team-high eight rebounds with two steals, one block and one assist vs. Michigan (2/10) • posted 11 points and six rebounds at Iowa (2/14) • scored double-double with 17 points and game-high 11 rebounds, adding a block and one steal in win over Maryland (2/18) • led all players with 19 points and 14 rebounds and added four steals, three assists and a block vs. Rutgers (2/23) • scored third-straight double-double with 22 points and 10 rebounds, adding a block and a steal at Illinois (2/28).

HIGH SCHOOL:

Averaged 23.6 points, 10.5 rebounds, 3.1 assists and 1.9 steals per game in his senior season • was the San Antonio Express-News 2015 Player of the Year • named the District 27-6A Most Valuable Player, a McDonald's All-American finalist, and was a Class 6A All-State selection by the Texas Association of Basketball Coaches.

PERSONAL:

Parents are Celia and Bernard Murphy • has two sisters, Geminise and Jovvi Johnson • lists scoring 44 points in a game as his career thrill • enjoys scary movies and cooking • major is undecided.

CAREER HIGHS

Minutes

39 vs. Illinois (2/28/16)

Points

24 vs. Clemson (11/30/15)

FG Attempts

21 vs. Illinois (2/28/16)

FG Made

10 vs. Illinois (2/28/16)

FT Attempts

12 vs. Chicago State (12/16/15)

FT Made

7 vs. South Dakota (12/5/15)

3-Point FG Attempts

4 vs. Illinois (2/28/16)

3-Point FG Made

2 at Penn State (1/5/16)

Rebounds

18 vs. Chicago State (12/16/15)

Assists

3 vs. South Dakota (12/5/15)

Steals

4 vs. Rutgers (2/23/16)

Blocks

4 vs. Purdue (1/27/16)

2015-16 GAME-BY-GAME

Opponent (Date)	Start	Min	Fg-Fa	3g-3aFt-Fta	O-D/T	PF	A	TO	Blk	Stl	Pts		
UMKC (11/13)	N	20	2-3	1-1	4-6	1-4/5	2	0	1	0	9		
ULM (11/15)	N	23	2-6	0-1	2-2	2-3/5	2	2	1	1	6		
Temple (11/19)	N	21	0-1	0-1	3-4	1-5/6	4	0	3	1	0	3	
Missouri State (11/20)	N	12	1-1	0-0	1-2	1-2/3	4	0	2	3	0	3	
Texas Tech (11/22)	N	19	2-3	0-1	2-2	2-6/8	3	1	0	1	0	6	
Omaha (11/27)	N	16	4-7	0-0	6-9	0-6/6	4	0	1	1	2	14	
Clemson (11/30)	N	25	9-16	1-1	5-7	8-2/10	1	1	0	2	2	24	
South Dakota (12/5)	N	30	6-11	0-0	7-11	6-11/17	5	3	2	0	2	19	
South Dakota St. (12/8)	N	24	3-6	0-1	0-1	4-2/6	3	0	2	0	1	6	
Oklahoma State (12/12)	N	25	4-9	1-2	2-4	4-8/12	5	0	1	1	1	11	
Chicago State (12/16)	N	31	3-7	0-1	6-12	7-11/18	1	0	1	2	2	12	
Milwaukee (12/23)	Y	37	7-13	1-2	1-4	3-7/10	3	1	1	2	2	16	
Ohio State (12/30)	Y	22	4-7	0-0	3-6	3-2/5	4	0	2	0	1	11	
Michigan State (1/2)	Y	31	7-18	0-2	0-4	4-5/9	2	0	0	0	1	14	
Penn State (1/5)	Y	21	2-3	2-2	3-4	1-6/7	5	0	2	0	0	9	
Northwestern (1/9)	Y	22	1-5	0-2	2-2	0-3/3	3	0	4	1	2	4	
Nebraska (1/12)	Y	26	6-10	0-2	0-0	4-4/8	5	1	4	0	0	12	
Indiana (1/16)	Y	36	4-9	0-1	2-5	1-7/8	0	0	3	2	0	10	
Michigan (1/20)	Y	27	6-11	1-2	0-1	2-6/8	4	0	1	3	0	13	
Illinois (1/23)	Y	27	5-7	0-0	2-4	3-7/10	4	0	0	0	1	12	
Purdue (1/27)	Y	30	5-8	0-1	2-4	0-4/4	3	0	3	4	1	12	
Indiana (1/30)	Y	20	3-6	0-1	1-1	1-5/6	4	1	0	0	1	7	
Northwestern (2/4)	Y	17	4-5	0-1	6-8	3-2/5	4	0	0	0	0	14	
Michigan (2/10)	Y	35	5-11	0-1	4-4	2-6/8	5	1	1	1	2	14	
Iowa (2/14)	Y	27	4-9	0-0	3-4	3-3/6	4	0	2	0	0	11	
Maryland (2/18)	Y	26	5-16	0-3	7-8	5-6/11	4	0	0	1	1	17	
Rutgers (2/23)	Y	33	8-17	0-1	3-5	6-8/14	4	3	1	1	4	19	
Illinois (2/28)	Y	39	10-21	1-4	1-2	3-7/10	4	0	6	1	1	22	
Totals		28-17	722	122-246	8-34	78-126	80-148/228	96	14	44	29	28	330

Season	Gp	Gs	Min	Avg	3-POINT			REBOUNDS			Asst	TO	Blk	ST	Pf/Dq	Pts	Avg		
					Fg-Fga	Pct	Pct.	Ft-Fta	Pct.	O-D/Tot									
2015-16	28	17	722	25.8	122-246	.496	8-34	.235	78-126	.619	80-148/228	8.1	14	44	29	28	96/5	330	11.8
Career	28	17	722	25.8	122-246	.496	8-34	.235	78-126	.619	80-148/228	8.1	14	44	29	28	96/5	330	11.8



stephon
SHARP

15

GUARD
freshman

height: 6-3
weight: 195

Bloomington, Minn.

High School
Hopkins

G

STATS ▼

2015-16 | FRESHMAN SEASON:

Made collegiate debut against ULM (11/15) • scored three points, two assists, one block and a rebound against Chicago State (12/16) • recorded a block and an assist at Nebraska (1/12) • started and scored 19 points, adding three rebounds, one steal and one assist at Illinois (2/28).

HIGH SCHOOL:

Was a three-time letterwinner for the Royals • averaged more than 15 points, six rebounds and two assists per game during his senior season • as a junior, scored 10 points and three rebounds per game • was a member of the state runner-up and Lake Conference and section championship teams • team finished as the top-ranked Class 4A school in the state of Minnesota • National Honor Society member.

PERSONAL:

Parents are Rebecca and Darryl Sharp • has a younger sister, Saige • uncle, Duer Sharp played football at Wisconsin and is the commissioner of the Southwestern Athletic Conference (SWAC) • played AAU basketball with current Gophers running back Jeff Jones from 2009-11 • lists playing in 2012 and 2014 state championships as biggest sports thrill • plans to major in sports management.

CAREER HIGHS

Minutes

39 at Illinois (2/28/16)

Points

19 at Illinois (2/28/16)

FG Attempts

10 at Illinois (2/28/16)

FG Made

6 at Illinois (2/28/16)

FT Attempts

4 at Illinois (2/28/16)

FT Made

3 at Illinois (2/28/16)

3-Point FG Attempts

6 at Illinois (2/28/16)

3-Point FG Made

4 at Illinois (2/28/16)

Rebounds

3 at Illinois (2/28/16)

Assists

2 vs. Chicago State (12/16/15)

Steals

1 at Illinois (2/28/16)

Blocks

1 - twice; last vs. Nebraska (1/12/16)

2015-16 GAME-BY-GAME

Opponent (Date)	Start	Min	Fg-Fa	3g-3a	Ft-Fta	O-D/T	PF	A	TO	Blk	Stl	Pts
UMKC (11/13)			DNP (Coach's Decision)									
ULM (11/15)	N	0+	0-0	0-0	0-0	0-0/0	1	0	0	0	0	0
Temple (11/19)			DNP (Coach's Decision)									
Missouri State (11/20)			DNP (Coach's Decision)									
Texas Tech (11/20)			DNP (Coach's Decision)									
Omaha (11/27)			DNP (Coach's Decision)									
Clemson (11/30)			DNP (Coach's Decision)									
South Dakota (12/5)			DNP (Coach's Decision)									
South Dakota St. (12/8)			DNP (Coach's Decision)									
Oklahoma State (12/12)	N	3	0-0	0-0	0-0	0-0/0	1	0	0	0	0	0
Chicago State (12/16)	N	10	1-2	0-0	1-1	0-1/1	0	2	0	1	0	3
Milwaukee (12/23)	N	2	0-0	0-0	0-0	0-0/0	0	0	0	0	0	0
Ohio State (12/30)			DNP (Coach's Decision)									
Michigan State (1/2)			DNP (Coach's Decision)									
Penn State (1/5)			DNP (Coach's Decision)									
Northwestern (1/9)			DNP (Coach's Decision)									
Nebraska (1/12)	N	5	0-0	0-0	0-0	0-0/0	1	1	0	1	0	0
Indiana (1/16)	N	3	0-0	0-0	0-0	0-0/0	1	0	0	0	0	0
Michigan (1/20)	N	3	0-1	0-1	0-0	0-0/0	1	0	0	0	0	0
Illinois (1/23)	N	1	0-0	0-0	0-0	0-0/0	0	0	0	0	0	0
Purdue (1/27)			DNP (Coach's Decision)									
Indiana (1/30)	N	4	0-0	0-0	0-0	0-0/0	1	0	0	0	0	0
Northwestern (2/4)	N	2	0-0	0-0	1-2	0-0/0	0	0	0	0	0	1
Michigan (2/10)			DNP (Coach's Decision)									
Iowa (2/14)			DNP (Coach's Decision)									
Maryland (2/18)			DNP (Coach's Decision)									
Rutgers (2/23)	N	7	0-0	0-0	0-0	0-0/0	0	0	0	0	0	0
Illinois (2/28)	Y	39	6-10	4-6	3-4	1-2/3	2	1	7	0	1	19
Totals	12-1	78	7-13	4-7	5-7	1-3/4	8	4	7	2	1	23

Season	Gp	Gs	Min	Avg	3-POINT				REBOUNDS				Asst	TO	Blk	ST	Pfr/Dq	Pts	Avg
					Fg-Fga	Pct	Fg-Fga	Pct.	Ft-Fta	Pct.	O-D/Tot	Avg							
2015-16	12	1	78	6.5	7-13	.538	4-7	.571	5-7	.714	1-3/4	0.3	4	7	2	1	8/0	23	1.9
Career	12	1	78	6.5	7-13	.538	4-7	.571	5-7	.714	1-3/4	0.3	4	7	2	1	8/0	23	1.9

GAME 1: MINNESOTA 76, UMKC 58

NOVEMBER 13, 2015 — WILLIAMS ARENA

UMKC 0-1														
No	Name		Total FG FGA	3-Pt FG FGA	FT FTA	Rebounds OF DF TOT	PF	TP	A	TO	BLK	S	MIN	
12	Harrison, Martez	g	1 7	1 3	2 2	0 1 1	1	5	6	7	0	2	30	
21	Smith, Thaddeus	c	0 1	0 0	0 0	0 1 1	1	0	0	2	0	2	12	
22	Shayok, Shayok	f	1 6	1 1	0 3	2 3 5	3	3	0	1	0	1	23	
23	Austin, Darius	f	2 9	0 1	0 0	1 7 8	1	4	1	2	0	0	24	
42	Knight, Noah	g	1 2	0 1	0 0	2 1 3	4	2	1	0	0	2	14	
03	Steward, Kyle		1 9	1 3	2 2	3 3 6	0	5	0	1	0	0	20	
54	Tilman, Damell		0 2	0 0	0 0	2 2 4	2	0	0	0	0	0	4	
04	Boyd, LaVell		9 12	7 10	0 0	0 0 0	4	25	2	1	1	0	28	
25	Newbill, Broderick		3 10	1 3	0 0	1 2 3	0	7	0	1	0	1	18	
01	King, Dashawn		1 1	0 0	1 2	0 1 1	1	3	3	0	0	1	10	
30	Leek, Aleer		1 2	1 1	1 2	1 1 2	2	4	0	0	0	0	10	
11	Leach, Grant		0 1	0 1	0 0	0 2 2	1	0	0	0	0	1	7	
Team						4 2 6		0						
Totals			20 62	12 24	6 11	16 26 42	20 58	13 17	1 10	2			200	
Total FG% 1st Half: 11-29 (37.9)			2nd: 9-33 (27.3)			OT: 0-0 (0.0)			Game: 20-62 (32.3)			Deadball		
3 PT FG% 1st Half: 8-15 (53.3)			2nd: 4-9 (44.4)			OT: 0-0 (0.0)			Game: 12-24 (50.0)			Rebounds		
FT% 1st Half: 0-0 (0.0)			2nd: 6-11 (54.5)			OT: 0-0 (0.0)			Game: 6-11 (54.5)			2		

Minnesota 1-0																		
No	Name		Total FG FGA		3-Pt FG FGA		FT FTA		Rebounds OF DF TOT			PF	TP	A	TO	BLK	S	MIN
23	Buggs, Charles	f	3	5	1	3	2	2	2	2	4	2	9	2	1	2	0	25
24	King, Joey	f	7	10	6	9	2	2	0	4	4	1	22	1	0	0	1	28
41	Diedhiou, Gaston	f	0	0	0	0	0	0	0	1	1	0	0	0	0	0	1	9
11	Morris, Carlos	g	5	8	2	4	1	2	2	3	5	0	13	2	2	0	0	30
02	Mason, Nate	g	4	12	2	6	1	1	0	3	3	2	11	7	1	1	2	36
21	Konate, Bakary		1	1	0	0	0	1	1	1	2	1	2	0	0	3	1	6
01	McBrayer, Dupree		0	7	0	2	3	4	0	3	3	2	3	2	1	0	0	20
03	Murphy, Jordan		2	3	1	1	4	6	1	4	5	2	9	0	1	1	0	20
04	Dorsey, Kevin		3	9	0	3	1	2	0	4	4	2	7	6	7	0	1	26
Team									2 4 6									
Totals			25	55	12	28	14	20	8	29	37	12	76	20	13	7	6	200
Total FG% 1st Half: 12-31 (38.7)			2nd: 13-24 (54.2)				OT: 0-0 (0.0)				Game: 25-55 (45.5)				Deadball			
3 PT FG% 1st Half: 4-15 (26.7)			2nd: 8-13 (61.5)				OT: 0-0 (0.0)				Game: 12-28 (42.9)				Rebounds			
FT% 1st Half: 4-6 (66.7)			2nd: 10-14 (71.4)				OT: 0-0 (0.0)				Game: 14-20 (70.0)				2			

Officials: D.J. Carstensen, Ray Perone, Brooks Wells
Technical: UMKC -None Minnesota -None
Attendance: 9944

Scoring By Periods	1	2	Total
UMKC	30	28	58
Minnesota	32	44	76

VS Basketball-Licensed to: University of Minnesota

GAME 2: MINNESOTA 67, ULM 56

NOVEMBER 15, 2015 — WILLIAMS ARENA

Louisiana-Monroe 1-1														
No	Name		Total FG FGA	3-Pt FG FGA	FT FTA	Rebounds OF DF TOT	PF	TP	A	TO	BLK	S	MIN	
01	Munnings, Travis	f	5 10	0 1	2 4	3 6 9	3	12	0	4	1	0	32	
05	Samuel, Jamaal	f	5 15	1 4	0 1	0 3 3	3	11	1	1	0	0	28	
13	Deng, Majok	f	6 12	1 3	3 4	2 4 6	4	16	0	2	1	0	31	
32	Roberson, Justin	g	2 11	0 3	2 3	2 6 8	4	6	2	2	0	4	33	
11	Coppola, Nick	g	1 6	1 2	0 0	1 5 6	3	3	3	2	0	1	32	
02	Harvey, DeMondre		1 1	0 0	2 2	2 1 3	2	4	0	3	0	1	19	
14	Cooper, Prince		1 3	0 0	0 0	1 1 2	1	2	0	1	0	0	8	
04	Foster, Mack		0 1	0 0	0 0	1 0 1	1	0	1	0	0	0	9	
03	Washington, Marcus		0 1	0 1	2 2	0 1 1	1	2	0	0	0	0	6	
25	Martin, Wade		0 2	0 2	0 0	0 0 0	0	0	0	0	0	0	2	
Team						2 2 4			2					
Totals			21 62	3 16	11 16	14 29 43	22 56	7 17	2 6	200				
Total FG% 1st Half: 8-31 (25.8)			2nd: 13-31 (41.9)			Game: 21-62 (33.9)			Deadball					
3 PT FG% 1st Half: 2-9 (22.2)			2nd: 1-7 (14.3)			Game: 3-16 (18.8)			Rebounds					
FT% 1st Half: 7-10 (70.0)			2nd: 4-6 (66.7)			Game: 11-16 (68.8)			0					

Minnesota 2-0																			
No	Name		Total FG FGA		3-Pt FG FGA		FT FTA		Rebounds OF DF TOT			PF	TP	A	TO	BLK	S	MIN	
23	Buggs, Charles	f	3	7	0	3	2	2	0	6	6	1	8	0	4	1	1	32	
24	King, Joey	f	5	10	1	4	9	10	3	5	8	3	20	1	1	0	0	27	
41	Diedhiou, Gaston	f	0	2	0	0	0	0	0	0	0	1	0	0	1	0	0	10	
11	Morris, Carlos	g	1	8	0	3	2	2	0	5	5	2	4	1	1	1	0	21	
02	Mason, Nate	g	5	10	1	4	1	1	0	4	4	2	12	4	1	0	1	33	
32	Gilbert, Ahmad		0	2	0	2	0	0	0	0	0	1	0	2	0	0	0	7	
21	Konate, Bakary		3	5	0	1	0	1	1	1	2	2	6	0	1	1	0	20	
04	Dorsey, Kevin		3	6	1	3	4	4	0	6	6	2	11	2	1	0	1	20	
03	Murphy, Jordan		2	6	0	1	2	2	2	3	5	2	6	2	1	1	1	23	
01	McBrayer, Dupree		0	2	0	1	0	0	0	0	0	2	0	0	1	0	0	7	
15	Sharp, Stephon		0	0	0	0	0	0	0	0	0	1	0	0	0	0	0	0+	
Team									3	2	5				0				
Totals			22	58	3	22	20	22	9	32	41	19	67	12	12	4	4	200	
Total FG% 1st Half: 13-29 (44.8)			2nd: 9-29 (31.0)									Game: 22-58 (37.9)			Deadball			Rebounds	
3 PT FG% 1st Half: 2-11 (18.2)			2nd: 1-11 (9.1)									Game: 3-22 (13.6)							
FT% 1st Half: 10-12 (83.3)			2nd: 10-10 (100.0)									Game: 20-22 (90.9)						0	

Officials: Larry Scirotto, Steve McJunkins, Rob Kueneman
Technical: Louisiana-Monroe -None Minnesota -None
Attendance: 9915

Scoring By Periods	1	2	Total
Louisiana-Monroe	25	31	56
Minnesota	38	29	67

VS Basketball-Licensed to: University of Minnesota

GAME 3: TEMPLE 75, MINNESOTA 70

NOVEMBER 19, 2015 — SAN JUAN, P.R. (ROBERTO CLEMENTE COLISEUM)

Temple 75 • 1-1															
##	Player		Total		3-Ptr	Rebounds			PF	TP	A	TO	Blk	Stl	Min
			FG-FGA	FG-FGA	FT-FTA	Off	Def	Tot							
15	BOND, Jaylen	f	8-13	1-1	2-5	3	5	8	2	19	2	2	0	0	32
23	WATSON, Devontae	f	0-1	0-0	0-0	0	1	1	1	0	0	1	0	0	9
01	BROWN, Josh	g	0-4	0-2	4-6	1	4	5	4	4	6	0	1	1	25
25	DECOSEY, Qwenton	g	4-6	2-3	2-2	0	2	2	2	12	3	5	0	0	23
34	COLEMAN, Devin	g	4-12	3-8	4-4	2	4	6	3	15	1	0	0	1	32
00	ENECHIONYIA, Obi		4-10	3-5	3-4	2	3	5	4	14	0	1	0	0	27
03	ALSTON, JR., Levan S		0-4	0-2	0-0	0	1	1	4	0	4	0	0	0	22
04	DINGLE, Daniel		0-4	0-1	0-0	1	0	1	2	0	2	0	0	0	12
10	WILLIAMS, Mark		1-1	0-0	0-0	0	0	0	2	2	0	0	0	0	2
11	LOWE, Trey		2-6	1-1	4-5	2	2	4	2	9	0	1	0	1	16
Team						2	2	4							
Totals			23-61	10-23	19-26	13	24	37	26	75	18	10	1	3	200
FG % 1st Half: 10-33 30.3%			2nd half: 13-28 46.4%			Game: 23-61 37.7%						Deadball			
3FG % 1st Half: 5-11 45.5%			2nd half: 5-12 41.7%			Game: 10-23 43.5%						Rebounds			
FT % 1st Half: 6-9 66.7%			2nd half: 13-17 76.5%			Game: 19-26 73.1%						5			

Minnesota 70 • 2-1																
##	Player		Total FG-FGA	3-Ptr FG-FGA	FT-FTA	Rebounds			PF	TP	A	TO	Blk	Stl	Min	
						Off	Def	Total								
23	Buggs, Charles	f	4-6	1-1	0-0	2	8	10	0	9	1	0	1	1	31	
24	King, Joey	f	3-9	2-7	2-3	1	0	1	3	10	0	2	0	0	28	
21	Konate, Bakary	c	3-5	0-0	3-3	1	2	3	4	9	0	0	2	0	22	
02	Mason, Nate	g	4-11	1-4	11-12	1	1	2	5	20	5	1	0	0	32	
11	Morris, Carlos	g	5-11	2-2	4-4	0	5	5	0	16	0	3	1	1	34	
01	McBrayer, Dupree		0-1	0-1	2-4	0	1	1	3	2	2	1	1	0	16	
03	Murphy, Jordan		0-1	0-1	3-4	1	5	6	4	3	0	3	1	0	21	
04	Dorsey, Kevin		0-5	0-2	1-2	0	1	1	1	1	0	0	0	1	11	
41	Diedhiou, Gaston		0-1	0-0	0-0	1	1	2	1	0	0	0	0	0	5	
Team						2	3	5				1				
Totals			19-50	6-18	26-32	9	27	36	21	70	8	11	6	3	200	
FG % 1st Half:		8-26	30.8%	2nd half:	11-24	45.8%	Game: 19-50			38.0%						
3FG % 1st Half:		4-11	36.4%	2nd half:	2-7	28.6%	Game: 6-18			33.3%						
FT % 1st Half:		6-7	85.7%	2nd half:	20-25	80.0%	Game: 26-32			81.3%	Deadball Rebounds 4					

NOVEMBER 22, 2015 — SAN JUAN, P.R. (ROBERTO CLEMENTE COLISEUM)**Minnesota 68 • 3-2**

#	Player		Total		3-Ptr	Rebounds										
			FG-FGA	FG-FGA	FT-FTA	Off	Def	Tot	PF	TP	A	TO	Blk	Stl	Min	
23	Buggs, Charles	f	4-6	2-3	0-0	1	0	1	2	10	0	0	0	23		
24	King, Joey	f	5-12	1-5	4-4	2	3	5	3	15	0	1	0	1	37	
21	Konate, Bakary	c	1-2	0-0	0-0	3	0	3	4	2	0	3	0	0	14	
02	Mason, Nate	g	2-9	0-4	2-2	0	0	0	4	6	0	2	0	1	23	
11	Morris, Carlos	g	5-12	1-2	4-6	0	5	5	3	15	4	4	0	3	36	
01	McBrayer, Dupree		2-5	0-2	2-3	0	3	3	3	6	2	1	0	1	19	
03	Murphy, Jordan		2-3	0-1	2-2	2	6	8	3	6	1	0	1	0	19	
02	Horse, Kevin		3-7	0-3	2-2	1	1	2	1	8	0	3	0	0	17	
41	Diedhiou, Gaston		0-1	0-0	0-0	0	1	1	3	0	0	0	0	0	11	
Team						2	1	3								
Totals				24-57	4-20	16-19	11	20	31	26	68	7	14	1	6	199
FG % 1st Half: 10-28			35.7%	2nd half: 14-29		48.3%	Game: 24-57		42.1%	Deadball Rebounds 1						
3FG % 1st Half: 2-13			15.4%	2nd half: 2-7		28.6%	Game: 4-20		20.0%							
FT % 1st Half: 6-9			66.7%	2nd half: 10-10		100.0	Game: 16-19		84.2%							

Texas Tech 81 • 3-1

#	Player		Total		3-Ptr		Rebounds			PF	TP	A	TO	Blk	Stl	Min
			FG-FGA	FG-FGA%	FT-FTA	Off	Def	Tot								
11	Smith, Zach	f	6-10	0-0	3-7	2	4	6	1	15	1	2	0	1	37	
32	Odiase, Norense	c	2-5	0-0	1-2	1	3	4	3	5	0	0	1	0	15	
00	Williams, Devaughnah	f	7-13	1-3	6-6	2	5	7	1	21	3	3	0	1	37	
12	Evans, Keenan	g	2-7	0-1	8-10	0	3	3	3	12	5	1	1	1	37	
20	Gotcher, Toddrick	g	4-10	3-4	0-0	1	3	4	3	11	2	0	0	0	25	
01	Manderson, Isaiah		0-0	0-0	0-0	0	0	0	1	0	0	1	0	0	3	
02	Thomas, Devon		1-2	1-2	2-2	0	0	0	1	5	1	1	0	0	12	
03	Williamson, C.J.		0-1	0-1	0-0	0	0	0	1	0	0	2	0	0	3	
05	Gray, Justin		1-1	0-0	0-0	0	1	1	2	2	0	0	0	0	3	
15	Ross, Aaron		4-6	1-1	1-2	4	5	9	3	10	1	1	0	0	25	
22	Jackson, Jordan		0-1	0-1	0-0	0	0	0	0	0	1	0	0	0	3	
	Team					0	1	1				1				
	Totals		27-56	6-13	21-29	10	25	35	19	81	14	12	2	3	200	
	FG % 1st Half: 12-27	44.4%	2nd half: 15-29	51.7%	Game: 27-56	48.2%									Deadball	
3FG	% 1st Half: 2-8	25.0%	2nd half: 4-5	80.0%	Game: 6-13	46.2%									Rebounds	
FT	% 1st Half: 8-13	61.5%	2nd half: 13-16	81.3%	Game: 21-29	72.4%									6	

Officials: Antinio Petty, Ronald Groover, Bert Smith
 Technical fouls: Minnesota-None. Texas Tech-None.
 Attendance: 1492
 Game 10 of the Ninth Annual Puerto Rico Tip-Off Tournament

Score by periods	1st	2nd	Total
Minnesota	28	40	68
Texas Tech	34	47	81

Last FG - MINN 2nd-00:07, TTU 2nd-00:18.
Largest lead - MINN None, TTU by 15 2nd-00:53.

	In Paint	Off T/O	2nd Chance	Fast Break	Bench
Points MINN	34	8	15	6	20
TTU	32	16	10	4	17

Score tied - 2 times.
Lead changed - 0 times.

NOVEMBER 27, 2015 — WILLIAMS ARENA

Omaha 3-3

No	Name	Total FG FGA	3-Pt FG FGA	FT FTA	Rebounds OF DF TOT	PF	TP	A	TO	BLK	S	MIN
21	Zach Jackson	g 1 2	0 1	0 0	1 1 2	2 2	0 0	0 1	9			
15	Tre Shawn Thurman	f 7 16	0 4	2 2	2 8 10	1 16	1 4	1 0	31			
43	Jake White (2:01)	f 9 15	3 3	2 2	2 1 3	5 23	1 1	0 0	18			
24	Ta-Deon Hollins	g 4 8	0 2	5 8	1 6 7	1 13	9 1	1 4	35			
03	Devin Patterson	g 2 4	1 3	0 0	0 1 1	4 5	2 2	0 0	27			
00	JT Gibson	5 11	1 6	0 0	2 3 5	2 11	2 1	0 1	27			
02	Randy Reed	4 10	1 1	2 3	2 1 3	4 11	0 2	0 0	19			
32	Daniel Meyer	2 5	0 0	0 0	2 1 3	1 4	0 0	0 1	12			
05	Tim Smallwood	2 4	1 3	0 0	2 2 4	4 5	2 0	0 1	13			
04	Kyle Erickson	0 0	0 0	0 0	0 1 1	0 0	3 0	0 0	9			
Team					0 4 4	0		0				
Totals		36 75	7 23	11 15	14 29 43	24 90	20 11	3 8	200			
Total FG% 1st Half: 18-32 (56.2)		2nd: 18-43 (41.9)			OT: 0-0 (0.0)		Game: 36-75 (48.0)			Deadball		
3 PT FG% 1st Half: 3-11 (27.3)		2nd: 4-12 (33.3)			OT: 0-0 (0.0)		Game: 7-23 (30.4)			Rebounds		
FT% 1st Half: 3-5 (60.0)		2nd: 8-10 (80.0)			OT: 0-0 (0.0)		Game: 11-15 (73.3)			2		

Minnesota 4-2

No	Name	Total FG FGA	3-Pt FG FGA	FT FTA	Rebounds OF DF TOT	PF	TP	A	TO	BLK	S	MIN
24	King, Joey	f 5 7	4 4	4 4	0 1 1	3 18	3 3	0 1	26			
23	Buggs, Charles	f 3 5	1 2	1 3	4 4 8	2 8	3 0	1 2	35			
21	Konate, Bakary	c 5 8	0 0	4 4	3 7 10	1 14	2 0	3 0	25			
11	Morris, Carlos	g 7 14	3 6	0 0	1 5 6	1 17	0 3	2 0	25			
02	Mason, Nate	g 6 12	2 5	2 6	1 2 3	1 16	8 2	0 1	36			
01	McBrayer, Dupree	1 4	1 2	1 4	0 0 0	0 4	4 0	0 2	20			
03	Murphy, Jordan	4 7	0 0	6 9	0 6 6	4 14	0 1	1 2	16			
04	Dorsey, Kevin	0 5	0 0	0 0	0 2 2	3 0	1 0	0 0	11			
32	Gilbert, Ahmad	0 1	0 1	0 0	0 0 0	0 0	0 0	0 0	4			
41	Diedhiou, Gaston	1 2	0 0	0 0	2 0 2	0 2	0 0	1 0	2			
	Team				0 0 0	0		0				
Totals		32 65	11 20	18 30	11 27 38	15 93	21 9	8 8	200			
Total FG% 1st Half: 14-33 (42.4)		2nd: 18-32 (56.2)		OT: 0-0 (0.0)		Game: 32-65 (49.2)		Deadball				
3 PT FG% 1st Half: 5-10 (50.0)		2nd: 6-10 (60.0)		OT: 0-0 (0.0)		Game: 11-20 (55.0)		Rebounds				
FT% 1st Half: 8-12 (66.7)		2nd: 10-18 (55.6)		OT: 0-0 (0.0)		Game: 18-30 (60.0)		5				

Officials: Glenn Mayborg, Earl Watson, Evon Burroughs
 Technicals: Omaha -None Minnesota -None
 Attendance: 9,976

Scoring By Periods	1	2	Total
Omaha	42	48	90
Minnesota	41	52	93

Other Stats	MINN	UNO		
Biggest Lead (first time - number of times)	7 (P-2 2:01 - 1)	8 (P-1 17:38 - 4)	Number Of Ties	8
Shots In The Paint'	18/35 = 36 Pts	25/43 = 50 Pts	Number Of Lead Changes	11
Points Off Turnovers	12	19		
Points Off Offensive Rebounds	15	14		
Fast Break Points	2	23		
1st Shot of Bonus FT	3/5	1/1		
Longest FG Drought (Period-Times)	3:55 (P-2 12:00-8:05)	4:56 (P-1 10:16-5:20)	Basketball-Licensed to: University of Minnesota	
Bench Points	20	31		

GAME 7: MINNESOTA 89, CLEMSON 83
NOVEMBER 30, 2015 — WILLIAMS ARENA

Clemson 4-2

No	Name	Total FG FGA		3-PT FG FGA		FT FTA		Rebounds OF DF TOT			PF	TP	A	TO	BLK	S	MIN
05	Blossomgame, Jaron	9	14	3	4	3	5	1	5	6	3	24	2	1	1	0	36
35	Nnoko, Landry (0:33)	3	4	0	0	1	2	1	2	3	5	7	3	2	2	0	23
15	Grantham, Donte	2	7	2	4	0	0	1	2	3	2	6	2	2	0	0	35
20	Roper, Jordan	7	11	5	9	6	6	1	1	2	3	25	5	2	0	2	36
12	Holmes, Avry	3	9	3	6	0	0	0	2	2	4	9	6	1	0	1	36
50	Djtite, Sidy	2	2	0	0	1	2	1	3	4	3	5	0	1	1	1	16
10	DeVoe, Gabe	2	5	0	3	0	0	0	3	3	2	4	2	2	0	0	14
33	Smith, Josh	0	1	0	1	0	0	0	0	0	2	0	0	0	0	0	1
11	Hudson, Ty	0	0	0	0	0	0	0	0	0	0	0	0	0	0	0	1
03	Davis, Lyles	0	0	0	0	0	0	0	0	0	0	0	1	0	0	0	1
44	McGillan, Riley	1	1	1	1	0	0	0	0	0	0	3	0	0	0	0	1
	Team							2	0	2	0	0		0			
	Totals	29	54	14	28			7	18	25	24	83	21	11	4	4	200
Total FG%		1st Half: 17-31 (54.8)				2nd: 12-23 (52.2)				Game: 29-54 (53.7)				Deadball			
3 PT FG%		1st Half: 7-14 (50.0)				2nd: 7-14 (50.0)				Game: 14-28 (50.0)				Rebounds			
FT%		1st Half: 1-1 (100.0)				2nd: 10-14 (71.4)				Game: 11-15 (73.3)				2			

Minnesota 5-2

No	Name	Total FG FGA	3-PT FG FGA	FT FTA	Rebounds OF DF TOT			PF TP	A TO BLK	S	MIN	
24	King, Joey	f 6 8	2 3	3 3	1	1	2	3 17	1 1	1 2	35	
21	Konate, Bakary	c 0 3	0 0	0 0	0	0	0	0 0	0 0	0 0	17	
11	Morris, Carlos	g 3 5	0 2	0 0	0	4	4	0 6	3 1	0 0	21	
01	McBayer, Dupree	g 0 4	0 2	2 2	2	1	4 5	1 2	2 1	0 1	18	
02	Mason, Nate	g 4 7	1 3	8 10	0	2	2	2 17	8 2	0 0	27	
23	Buggs, Charles	5 9	3 6	2 2	1	3	4	3 15	2 1	0 1	35	
03	Murphy, Jordan	9 16	1 1	5 7	8	2	10	1 24	1 0	2 2	25	
41	Diedhiou, Gaston	1 1	0 0	0 0	0	0	0	1 2	0 0	0 0	3	
04	Dorsey, Kevin	1 2	0 0	4 6	0	3	3	2 6	1 0	0 1	19	
	Team				0	1	1	0	0	0		
Totals		29 55	7 17	24 30	11	20	31	13 89	18 6	4 7	200	
Total FG%		1st Half: 15-27 (55.6)				2nd: 14-28 (50.0)						
3 PT FG%		1st Half: 3-9 (33.3)				2nd: 4-8 (50.0)						
FT%		1st Half: 3-5 (60.0)				2nd: 21-25 (84.0)						
						Game: 29-55 (52.7)				Deadball Rebounds		
						Game: 7-17 (41.2)						
						Game: 24-30 (80.0)				3		

Officials: Larry Sciroto, Paul Szelc, Bo Boroski
 Technicals: Clemson -None Minnesota -None
 Attendance: 10,229

Scoring By Periods	1	2	Total
Clemson	42	41	83
Minnesota	36	53	89

Other Stats	MINN	CU		
Biggest Lead (first time - number of times)	9 (P:2 0.59 - 2)	10 (P:1 3.25 - 1)	Number Of Ties	2
Shots In The 'Paint'	17/30 = 34 Pts	14/20 = 28 Pts	Number Of Lead Changes	5
Points Off Turnovers	18	9		
Points Off Offensive Rebounds	14	6		
Fast Break Points	2	10		
1st Shot of Bonus FT	2	1/2		
Longest FG Drought (Period-Times)	2:37 (P:2 11:00-8:23)	5:31 (P:2 14:07-8:36)	W6 Basketball-Licensed to: University of Minnesota	
Benches Points	47	12		

South Dakota 85 • 5-3

#	Player		Total		3-Ptr		Rebounds			PF	TP	A	TO	Blk	Stl	Min
			FG-FGA	FG-FGA	FT-FTA	FT-FTA	Off	Def	Tot							
41	Robertson, Eric	f	7-11	0-0	2-4		2	2	4	5	16	0	2	0	1	30
02	Burnette, Tre	g	6-13	2-4	0-4		0	2	2	4	14	2	2	1	2	23
03	McClelland, Shy	g	5-13	1-1	3-3		2	5	7	3	14	9	1	0	0	46
14	Kasperbauer, Casey	g	5-14	3-10	4-4		0	5	5	2	17	2	2	0	0	46
32	Davis, D.J.	q	3-4	1-0	4-4		1	8	9	5	10	4	3	2	0	41
01	Norris, Trey		4-6	0-1	0-0		1	6	7	3	8	3	0	0	3	36
24	Mayot, Duol		0-1	0-0	0-0		0	0	0	1	0	0	1	0	0	4
25	Hagedorn, Tyler		0-3	0-2	0-0		1	2	3	1	0	2	1	0	0	10
31	Jech, Dan		3-6	0-1	0-0		0	1	1	4	6	0	1	0	0	14
	Team						2	1	3							
Totals			33-71	6-19	13-19		9	32	41	28	85	22	13	3	6	250

FG % 1st Half: 14-30	46.7%	2nd half: 9-26	34.6%	OT: 10-15	66.7%	Game: 33-71	46.5%	Deadball Rebounds 3
3FG % 1st Half: 3-9	33.3%	2nd half: 2-6	33.3%	OT: 1-4	25.0%	Game: 6-19	31.6%	
FT % 1st Half: 4-5	80.0%	2nd half: 4-7	57.1%	OT: 5-7	71.4%	Game: 13-19	68.4%	

Minnesota 81 • 5-3

#	Player		Total		3-Ptr		Rebounds											
			FG-Fgt	FG-Fga	FT-Fta	FT-Ftg	Off	Def	Tot	PF	TP		A	TO	Bk	Stl		Min
23	Buggs, Charles	f	4-8	2-5	2-2	1	5	6	1	12	0	1	1	0	1	0	29	
24	King, Joey	f	4-11	0-3	9-10	4	6	10	4	17	7	1	2	1	43			
21	Konate, Bakary	c	1-1	0-0	2-2	1	1	2	2	4	0	2	4	0	21			
02	Mason, Nate	g	4-17	2-6	1-2	0	3	3	2	11	0	4	0	2	42			
11	Morris, Carlos	q	1-10	1-5	0-0	1	1	2	2	3	3	2	0	1	33			
01	McBrayer, Dupree		0-2	0-2	0-0	0	0	0	1	0	0	0	0	0	12			
03	Murphy, Jordan		6-11	0-0	7-11	6	11	17	5	19	3	2	0	2	30			
04	Dorsey, Kevin		4-6	1-2	6-8	1	4	5	2	15	1	4	0	1	34			
32	Gilbert, Ahmad		0-1	0-1	0-0	0	1	1	1	0	0	0	0	0	4			
41	Diedhiou, Gaston		0-1	0-0	0-0	0	0	0	1	0	0	0	0	0	2			
	Team					4	0	4				1						
	Totals		24-68	6-24	27-35	18	32	50	21	81	14	17	7	7	250			

FG % 1st Half:	11-28	39.3%	2nd half:	7-26	26.9%	OT:	6-14	42.9%	Game:	24-68	35.3%	Deadball Rebounds 2
3FG % 1st Half:	3-10	30.0%	2nd half:	0-8	0.0%	OT:	3-6	50.0%	Game:	6-24	25.0%	
FT % 1st Half:	4-6	66.7%	2nd half:	16-21	76.2%	OT:	7-8	87.5%	Game:	27-35	77.1%	

Officials: Eric Curry, John Yorkovich, Brooks Wells
Technical fouls: South Dakota-None. Minnesota-None.
Attendance: 10754

Score by periods	1st	2nd	OT	OT2	Total
South Dakota	35	24	8	18	85
Minnesota	29	30	8	14	81

Last FG - USD OT2-00:35, MINN OT2-00:51.
Largest lead - USD by 10 2nd-11:58, MINN by 6 OT-01:35.

	1st	2nd	3rd	4th	5th
Points	Paint	T/O	Chance	Break	Bench
USD	46	13	9	6	14
MINN	32	13	17	2	34

Score tied - 13 times.
Lead changed - 12 times

GAME 9: SOUTH DAKOTA STATE 84, MINNESOTA 70
DECEMBER 8, 2015 — WILLIAMS ARENA

South Dakota State 8-1

No Name	Total FG FGA	3-Pt FG FGA	FT FTA	Rebounds OF DF TOT	PF TP	A TO BLK S	MIN
23 Tellinghuisen, Reed	4 6	4 5	2 2	1 10 11	2 14	0 1 1 0	32
42 Theisen, Ian	1 4	0 1	1 2	2 1 3	4 3	2 2 1 0	24
12 Moffitt, Keaton	3 4	0 0	0 0	0 2 2	2 6	5 2 0 2	32
04 Bittle, Jake	10 14	3 4	2 2	1 2 3	2 25	5 1 0 0	31
00 Parks, Deondre	6 19	3 8	6 6	0 6 6	4 21	1 3 0 1	33
24 Daum, Mike	2 5	0 0	2 2	2 4 6	3 6	0 2 2 0	16
25 Severnyn, Lane	2 2	1 1	0 0	1 1 2	0 5	0 0 1 0	12
02 King, Tevin	2 7	0 0	0 0	0 2 2	4 4	3 0 0 1	20
Team				3 2 5	0	0	
Totals	30 61	11 19	13 14	10 30 40	21 84	16 11 5 4	200
Total FG% 1st Half: 18-35 (51.4)	2nd: 12-26 (46.2)		Game: 30-61 (49.2)		Deadball		
3 PT FG% 1st Half: 8-12 (66.7)	2nd: 3-7 (42.9)		Game: 11-19 (67.9)		Rebounds		
FT% 1st Half: 1-1 (100.0)	2nd: 12-13 (92.3)		Game: 13-14 (92.9)		0		

Minnesota 5-4

No Name	Total FG FGA	3-Pt FG FGA	FT FTA	Rebounds OF DF TOT	PF TP	A TO BLK S	MIN
23 Buggs, Charles	f 1 3	1 2	0 0	0 1 1	0 3	0 0 0 0	8
24 King, Joey	f 2 6	1 2	0 0	0 0 0	3 5	0 1 0 0	27
21 Konate, Bakary	c 1 5	0 0	2 4	2 8 10	0 4	0 0 3 1	29
11 Morris, Carlos	g 2 7	1 1	0 0	0 3 3	2 5	2 3 1 0	24
02 Mason, Nate	g 5 11	3 5	5 5	0 2 2	3 18	5 1 0 2	32
03 Murphy, Jordan	3 6	0 1	0 1	4 2 6	3 6	0 2 0 1	24
01 McBrayer, Dupree	2 7	0 2	9 10	1 2 3	3 13	1 1 0 2	28
04 Dorsey, Kevin	5 12	2 4	4 5	0 3 3	0 16	2 0 0 3	24
32 Gilbert, Ahmad	0 0	0 0	0 0	0 0 0	0 0	0 0 1 0	4
Team				3 1 4	0	1	
Totals	21 57	8 17	20 25	10 22 32	14 70	10 9 5 9	200
Total FG% 1st Half: 6-26 (23.1)	2nd: 15-31 (48.4)		Game: 21-57 (36.8)		Deadball		
3 PT FG% 1st Half: 3-7 (42.9)	2nd: 5-10 (50.0)		Game: 8-17 (47.1)		Rebounds		
FT% 1st Half: 7-8 (87.5)	2nd: 13-17 (76.5)		Game: 20-25 (80.0)		1		

Officials: D.J. Carstensen, Steve McJunkins, Tim Clougherty
Technical: South Dakota State -None Minnesota-Bench
Attendance: 10,378

Scoring By Periods	1	2	Total
South Dakota State	45	39	84
Minnesota	22	48	70

Other Stats	MINN	SDSU	
Biggest Lead (first time - number of times)	0	24 (P-2 18:29 - 4)	Number Of Ties 1
Shots In The Paint	8/24 = 16 Pts	15/26 = 30 Pts	Number Of Lead Changes 0
Points Off Turnovers	11	13	
Points Off Offensive Rebounds	9	9	
Fast Break Points	10	12	
1st Shot Of Bonus FT	0/2	2/2	
Longest FG Drought (Period-Times)	6:41 (P-1 12:18-5:37)	3:03 (P-2 7:57-4:54)	
Bench Points	35	15	

VS Basketball-Licensed to: University of Minnesota

GAME 11: MINNESOTA 70, CHICAGO STATE 52
DECEMBER 16, 2015 — WILLIAMS ARENA

Chicago State 3-9

No Name	Total FG FGA	3-Pt FG FGA	FT FTA	Rebounds OF DF TOT	PF TP	A TO BLK S	MIN
15 Palmer, Trayvon	g 1 6	0 1	0 0	2 6 8	3 2	1 3 2 0	25
35 Friend, Devon	f 2 8	0 0	0 0	2 4 6	1 4	0 0 2 0	28
02 Owens V, Clemmye	g 5 14	2 7	0 0	1 7 8	3 12	4 1 0 1	37
14 Dixon, Delundre	g 0 0	0 0	0 0	0 0 0	0 0	0 1 0 0	4
21 Batson, Joshua	g 0 4	0 0	0 0	0 1 1	2 0	1 0 0 0	13
10 Sims Jr, Fred	3 4	1 2	0 0	0 1 1	2 7	1 1 0 0	17
05 Eaves, Anthony	1 4	0 1	0 0	0 0 0	1 2	2 1 0 1	10
33 Madrid-Andrews, J.	0 1	0 0	0 0	1 1 2	2 0	0 1 0 0	2
44 Davis, Quoron	1 1	0 0	0 0	0 0 0	2 2	0 0 0 0	10
32 Byrd, Montana	3 6	0 3	3 3	0 2 2	1 9	0 0 0 1	15
01 Woods, Kieran	0 3	0 0	0 0	2 0 2	3 0	1 3 0 0	10
03 Cole, Elliott	2 5	2 4	0 0	0 2 2	1 6	1 1 0 0	12
00 Adekoya, Jawad	2 5	2 4	2 3	0 1 1	2 8	1 0 0 0	17
Team				5 2 7	0	2	
Totals	20 61	7 22	5 6	13 27 40	23 52	12 14 4 3	200
Total FG% 1st Half: 11-31 (35.5)	2nd: 9-30 (30.0)		Game: 20-61 (32.8)		Deadball		
3 PT FG% 1st Half: 5-13 (38.5)	2nd: 5-13 (38.5)		Game: 7-22 (31.8)		Rebounds		
FT% 1st Half: 0-0 (0.0)	2nd: 5-6 (83.3)		Game: 5-6 (83.3)		1		

Minnesota 6-5

No Name	Total FG FGA	3-Pt FG FGA	FT FTA	Rebounds OF DF TOT	PF TP	A TO BLK S	MIN
02 Mason, Nate	g 3 7	2 4	2 2	0 2 2	0 10	7 2 0 2	33
24 King, Joey	f 2 8	1 7	2 2	0 2 2	1 7	4 0 1 1	26
21 Konate, Bakary	c 0 2	0 0	2 4	1 1 2	4 2	0 3 1 0	20
11 Morris, Carlos	g 4 11	2 4	4 5	0 4 4	1 14	0 0 0 0	28
01 McBrayer, Dupree	g 1 4	1 4	1 2	0 1 1	1 4	1 1 2 2	21
03 Murphy, Jordan	3 7	0 1	6 12	7 11 18	1 12	0 1 2 2	31
04 Dorsey, Kevin	1 1	0 0	1 0	0 0 0	0 2	0 0 0 0	3
23 Buggs, Charles	5 8	2 4	2 3	2 4 6	2 14	0 0 0 1	18
41 Diedhiou, Gaston	0 0	0 0	0 0	0 0 0	0 0	0 1 0 0	3
15 Sharp, Stephon	1 2	0 0	1 1	0 1 1	0 3	2 0 1 0	10
32 Gilbert, Ahmad	1 4	0 2	0 0	0 0 0	0 2	1 0 0 0	6
10 Haugh, Darin	0 0	0 0	0 0	0 0 0	0 0	0 0 0 0	1
Team				5 2 7	0	0	
Totals	21 54	8 26	20 32	15 28 43	10 70	15 8 7 8	200
Total FG% 1st Half: 10-27 (37.0)	2nd: 11-27 (40.7)		Game: 21-54 (38.9)		Deadball		
3 PT FG% 1st Half: 5-15 (33.3)	2nd: 3-11 (27.3)		Game: 8-26 (30.8)		Rebounds		
FT% 1st Half: 7-11 (63.6)	2nd: 13-21 (61.9)		Game: 20-32 (62.5)		3		

Officials: Gene Sleratore, Larry Scrotto, Courtney Green
Technical: Chicago State -None Minnesota -None
Attendance: 10,175

Scoring By Periods	1	2	Total
Chicago State	24	28	52
Minnesota	32	38	70

VS Basketball-Licensed to: University of Minnesota

GAME 10: OKLAHOMA STATE 62, MINNESOTA 60
DECEMBER 12, 2015 — SIOUX FALLS, S.D. (SANFORD PENTAGON)

Oklahoma State 62 • 6-3

#	Player	Total FG-FGA	3-Ptr FG-FGA	FT-FTA	Rebounds Off Def Tot	PF	TP	A	TO	Blk	Stl	Min
01	Evans, Jawun	* 2-9	0-1	4-4	0 3 3	4	8	8	1	0	1	27
22	Newberry, Jeff	* 1-4	0-1	0-0	1 2 3	1	2	0	2	0	0	11
23	Hammonds, Leyton	* 3-10	0-1	0-0	4 3 7	4	6	1	0	0	0	23
30	Carroll, Jeffrey	* 2-4	2-4	6-8	0 4 4	2	12	0	0	0	1	38
41	Solomon, Mitchell	* 3-5	0-0	1-2	3 3 6	3	7	1	2	0	0	21
02	Griffin, Tyree	1-2	0-0	0-1	0 1 1	1	2	1	0	0	0	13
04	Burton, Joe	3-5	2-3	1-2	1 2 3	3	9	1	1	0	0	16
05	Shine, Tavarius	2-8	0-4	2-2	1 6 7	1	6	1	3	0	1	31
31	Olivier, Chris	3-6	0-0	4-5	1 1 2	2	10	0	1	0	0	14
32	Allen, Anthony	0-0	0-0	0-0	0 1 1	0	0	0	2	1	0	6
Team					0 3 3							
Totals		20-53	4-14	18-24	11 29 40	21	62	13	12	1	3	200
FG % 1st Half: 10-26 38.5%		2nd half: 10-27 37.0%		Game: 20-53 37.7%		Deadball						
3FG % 1st Half: 1-5 20.0%		2nd half: 3-9 33.3%		Game: 4-14 28.6%								
FT % 1st Half: 7-10 70.0%		2nd half: 11-14 78.6%		Game: 18-24 75.0%								

Minnesota 60 • 5-5

#	Player	Total FG-FGA	3-Ptr FG-FGA	FT-FTA	Rebounds Off Def Tot	PF	TP	A	TO	Blk	Stl	Min
01	McBrayer, Dupree	* 1-5	0-3	6-8	0 0 2	2	8	1	1	0	1	28
02	Mason, Nate	* 6-11	0-4	2-2	0 0 0	1	14	3	1	0	2	34
11	Morris, Carlos	* 3-15	1-5	1-3	3 6 9	2	8	0	2	0	1	33
21	Konate, Bakary	* 1-1	0-0	0-2	3 3 6	5	2	0	2	1	0	21
24	King, Joey	* 2-7	1-5	1-1	1 2 3	3	6	1	2	1	1	30
03	Murphy, Jordan	4-9	1-2	2-4	4 8 12	5	11	0	1	1	1	25
04	Dorsey, Kevin	0-5	0-2	6-6	0 1 1	2	6	0	1	0	0	20
15	Sharp, Stephon	0-0	0-0	0-0	0 0 0	1	0	0	0	0	0	3
32	Gilbert, Ahmad	2-2	1-1	0-1	0 1 1	0	5	0	0	0	0	2
41	Diedhiou, Gaston	0-0	0-0	0-0	0 0 0	1	0	0	0	0	0	4
Team					1 2 3							
Totals		19-55	4-22	18-27	12 25 37	22	60	5	10	3	6	200
FG % 1st Half: 10-30 33.3%		2nd half: 9-25 36.0%		Game: 19-55 34.5%		Deadball						
3FG % 1st Half: 3-11 27.3%		2nd half: 1-11 9.1%		Game: 4-22 18.2%								
FT % 1st Half: 7-13 53.8%		2nd half: 11-14 78.6%		Game: 18-27 66.7%								

Officials: Toby Martinez, Terry OGelsby, Mark Whitehead
Technical fouls: Oklahoma State-None. Minnesota-None.
Attendance: 3250

Score by periods	1st	2nd	Total
Oklahoma State	28	34	62
Minnesota	30	30	60

Points OSU	In Paint 22	Off T/O 9	2nd Chance 9	Fast Break 0	Bench 22
MINN	24	10	15	6	

Last FG - OSU 2nd-01:32, MINN 2nd-00:02.
Largest lead - OSU by 9 2nd-10:36, MINN by 9 1st-04:42.
OSU led for 18:52. MINN led for 19:22. Game was tied for 01:46.

Score tied - 5 times.
Lead changed - 13 times.

GAME 12: MILWAUKEE 74, MINNESOTA 65
DECEMBER 23, 2015 — WILLIAMS ARENA

Milwaukee 9-4

No	Name	Total FG	FGA	3-Pt FG	FGA	FT	FTA	Rebounds OF	DF	TOT	PF	TP	A	TO	BLK	S	MIN
23	Panoske, J.J.	5	7	2	3	0	0	1	7	8	2	12	1	4	5	0	28
31	Tiby, Matt	5	7	0	1	0	0	0	6	6	4	10	1	3	0	0	21
34	Arians, Austin	4	11	2	5	0	0	0	0	0	2	10	1	0	0	0	34
02	Springs, Akeem	6	11	1	3	2	4	1	6	7	3	15	1	3	0	0	34
01	Johnson, Jordan	7	15	0	2	5	6	2	7	9	1	19	10	2	0	0	39
05	Wichmann, Cody	0	1	0	1	0	0	1	3	4	1	0	0	0	0	0	16
11	McCloud, JayQuan	3	7	0	2	2	2	1	2	3	1	8	2	1	0	2	22
03	Stull, Brock	0	0	0	0	0	0	1	0	1	0	0	0	0	0	0	4
50	Prah, Brett	0	0	0	0	0	0	0	0	0	2	0	0	1	0	0	2
Team								2		1		3		0			
Totals		30 59		5 17		9 12		9 32		41		16 74		16 14		5 2 200	
Total FG%		1st Half: 15-33 (45.5)		2nd: 15-26 (57.7)								Game: 30-59 (50.8)				Deadball	
3 PT FG%		1st Half: 5-14 (35.7)		2nd: 0-3 (0.0)								Game: 5-17 (29.4)				Rebounds	
FT%		1st Half: 2-2 (100.0)		2nd: 7-10 (70.0)								Game: 9-12 (75.0)				1	

GAME 13: OHIO STATE 78, MINNESOTA 63
DECEMBER 30, 2015 — COLUMBUS, OHIO (VALUE CITY ARENA)

Minnesota 63 • 6-7, 0-1 B1G

#	Player		Total		3-Ptr		Rebounds			PF	TP	A	TO	Blk	Stl	Min
			FG-FGA	FG-FGA	FT-FTA	Off	Def	Tot								
03	Murphy, Jordan	f	4-7	0-0	3-6	3	2	5	4	11	0	2	0	1	22	
24	King, Joey	f	1-8	1-3	4-4	1	5	6	2	7	4	0	0	0	38	
21	Konate, Bakary	c	0-1	0-0	0-0	0	1	1	3	0	0	1	0	0	15	
02	Mason, Nate	g	4-14	0-3	2-2	2	3	5	0	10	1	1	0	0	28	
11	Morris, Carlos	g	6-11	3-3	3-6	1	5	6	3	18	1	2	0	3	31	
01	McBrayer, Dupree		1-4	0-2	1-3	0	2	2	1	3	2	0	0	0	18	
04	Dorsey, Kevin		1-2	0-1	2-2	0	3	3	1	4	0	1	0	0	13	
23	Buggs, Charles		0-3	0-2	0-0	0	1	1	3	0	0	1	0	0	17	
32	Gilbert, Ahmad		3-6	2-4	0-0	1	1	2	2	8	0	0	0	1	11	
41	Diedhiou, Gaston		1-2	0-0	0-0	0	1	1	3	2	0	0	0	0	7	
Team						2	1	3			1					
Totals				21-58	6-18	15-23	10	25	35	22	63	8	9	0	5	200
FG % 1st Half: 10-26 38.5% 2nd half: 11-32 34.4% Game: 21-58 36.2%																Deadball Rebounds 2
3FG % 1st Half: 4-9 44.4% 2nd half: 2-9 22.2% Game: 6-18 33.3%																
FT % 1st Half: 10-15 66.7% 2nd half: 5-8 62.5% Game: 15-23 65.2%																

Ohio State 78 • 9-5, 1-0 B1G

#	Player	Total			3-Ptr	Rebounds			PF	TP	A	TO	Blk	Stl	Min
		FG-FGA	FG-FGA	FT-FTA		Off	Def	Tot							
01	Tate, Jae'Sean	f	4-6	0-1	2-3	0	3	3	3	10	2	2	0	0	21
02	Loving, Marc	f	6-11	3-5	5-6	2	4	6	2	20	2	4	0	0	34
33	Bates-Diop, Keita	f	5-10	1-3	2-3	2	4	6	1	13	1	0	0	1	34
32	Thompson, Trevor	c	2-7	0-0	2-2	3	3	6	4	6	1	1	3	0	15
13	Lyle, JaQuan	g	1-5	0-3	2-2	0	3	3	2	4	13	1	0	0	24
00	Mitchell, Mickey		1-1	0-0	1-3	0	4	4	0	3	0	1	0	0	8
04	Giddens, Daniel		4-7	0-0	1-3	1	3	4	4	9	0	1	1	0	18
10	Bell, David		2-2	0-0	0-0	0	2	2	1	4	0	0	0	0	7
12	Harris, A.J.		1-3	0-1	0-0	1	0	1	1	2	4	2	0	0	16
15	Williams, Kam		3-5	1-2	0-0	0	5	5	0	7	1	0	0	1	23
Team						1	2	3							
Totals			29-57	5-15	15-22	10	33	43	18	78	24	12	4	2	200
FG % 1st Half: 13-32 40.6% 2nd half: 16-25 64.0% Game: 29-57 50.9%															
3FG % 1st Half: 3-10 30.0% 2nd half: 2-5 40.0% Game: 5-15 33.3%															
FT % 1st Half: 8-14 57.1% 2nd half: 7-8 87.5% Game: 15-22 68.2%															
															Deadball Rebounds 0

Officials: Terry Wymer, Terry Oglesby, Ray Perone
Technical fouls: Minnesota-None. Ohio State-None.
Attendance: 13701

Score by periods	1st	2nd	Total
Minnesota	34	29	63
Ohio State	37	41	78

Last FG - MINN 2nd-00:18, OSU 2nd-01:24.
Largest lead - MINN by 2 2nd-18:58, OSU by 19 2nd-06:00.
MINN led for 00:57. OSU led for 36:15. Game was tied for 02:48.

Points	In	Off	2nd	Fast	Bench
MINN	26	11	7	2	17
OSU	42	15	7	9	25

Score tied - 2 times.
Lead changed - 2 times.

GAME 14: #1/1 MICHIGAN STATE 69, MINNESOTA 61
JANUARY 2, 2016 — WILLIAMS ARENA

Michigan State 14-1, 1-1

No Name		Total FG FGA	3-Pt FG FGA	FT FTA	Rebounds OF DF TOT		PF	TP	A	TO	BLK	S	MIN
10	Costello, Matt	f 5 11	0 0	7 9	6	9 15	4	17	1	2	2	0	29
34	Schilling, Gavin	f 3 4	0 0	2 2	2	3 5	3	8	0	0	0	0	17
14	Harris, Eron	g 3 7	0 2	4 4	1	4 5	3	10	1	2	0	0	23
05	Forbes, Bryn	g 7 17	4 9	2 2	0	6 6	2	20	3	1	0	0	33
11	Naim Jr., Lourawls	g 2 4	0 0	0 0	0	4 4	2	4	7	1	1	0	30
25	Goins, Kenny	0 0	0 0	0 0	0	2 2	3	0	1	1	1	0	16
20	McQuaid, Matt	0 2	0 2	0 0	0	0 0	0	0	2	0	0	0	30
23	Davis, Deyonta	4 4	0 0	2 3	0	4 4	2	10	1	1	3	0	17
03	Ellis Iii, Alvin	0 0	0 0	0 0	0	0 0	1	0	0	1	0	0	1
02	Bess, Javon	0 0	0 0	0 0	0	0 0	1	0	0	1	0	0	3
00	Ahrens, Kyle	0 0	0 0	0 0	0	0 0	0	0	0	0	0	0	1
Team					1	1 2			0	1			
Totals		24 49	4 13	17 20	10	33 43	21	69	16	11	7	0	200
Total FG% 1st Half: 12-25 (48.0)		2nd: 12-24 (50.0)						Game: 24-49 (49.0)				Deadball	
3 PT FG% 1st Half: 1-7 (14.3)		2nd: 3-6 (50.0)						Game: 4-13 (30.8)				Rebounds	
FT% 1st Half: 7-8 (87.5)		2nd: 10-12 (83.3)						Game: 17-20 (85.0)				1	

Minnesota 6-8, 0-2

No	Name		Total		3-Pt		Rebounds		PF		A		S		MIN			
			FG	FGA	FGA	FTA	OF	DF	TOT	PF	TP	TO	BLK	S				
24	King, Joey (0:15)	f	1	6	1	4	4	2	2	4	5	7	3	1	0	29		
03	Murphy, Jordan	f	7	18	0	2	0	4	4	5	9	2	14	0	0	0	1	31
21	Konate, Bakary	c	3	4	0	0	0	0	3	3	6	4	6	0	2	2	1	21
11	Morris, Carlos		2	8	0	2	3	4	0	1	1	1	7	2	0	0	2	32
02	Mason, Nate	g	5	17	3	7	3	4	2	4	6	2	16	3	0	0	0	33
01	McBrayer, Dupree		0	3	1	0	0	0	0	0	0	1	0	2	0	0	0	16
04	Dorsey, Kevin		4	9	1	4	2	3	0	1	1	4	11	1	0	0	1	25
41	Diedhiou, Gaston		0	0	0	0	0	0	1	0	1	2	0	0	0	0	1	10
32	Gilbert, Ahmad		0	0	0	0	0	0	0	1	1	0	0	0	0	0	0	3
Team								4	0	4			0		1			
Totals			22	65	5	20	12	19	16	17	33	21	61	11	4	2	5	200
Total FG% 1st Half: 12-34 (35.3) 2nd: 10-31 (32.3) Game: 22-65 (33.8)															Deadball Rebounds 1			
3 PT FG% 1st Half: 2-10 (20.0) 2nd: 3-10 (30.0) Game: 5-20 (25.0)																		
FT% 1st Half: 3-6 (50.0) 2nd: 9-13 (69.2) Game: 12-19 (63.2)																		

Officials: John Higgins, Bill Ek, Chris Beaver
Technicals: Michigan State-None Minnesota-None
Attendance: 12,836

Scoring By Periods	1	2	Total
Michigan State	32	37	69
Minnesota	29	32	61

Other Stats	MINN	MSU
Biggest Lead (first time - number of times)	2 (P-1 11:48 - 1)	10 (P-2 10:37 - 2)
Shots In The 'Paint'	10/30 = 20 Pts	12/22 = 24 Pts
Points Off Turnovers	14	6
Points Off Offensive Rebounds	12	7
Fast Break Points	2	4
1st Shot of Bonus FT	1/2	4/4
Longest FG Drought (Period-Times)	7:54 (P-2 15:43-7:49)	2:56 (P-2 9:37-6:41)
Bench Points	11	10

VS Basketball-Licensed to: University of Minnesota

GAME 15: PENN STATE 86, MINNESOTA 77
JANUARY 5, 2016 — UNIVERSITY PARK, PA. (BRYCE JORDAN CENTER)

Minnesota 77 • 6-9, 0-3

#	Player		Total		3-Ptr	Rebounds			PF	TP	A	TO	Blk	Stl	Min
			FG-FGA	FG-FGA	FT-FTA	Off	Def	Tot							
03	Murphy, Jordan	f	2-3	2-2	3-4	1	6	7	5	9	0	2	0	0	21
24	King, Joey	f	6-13	4-7	6-6	0	3	3	3	22	1	3	0	0	38
21	Konate, Bakary	c	2-2	0-0	0-0	2	0	2	4	4	1	0	1	1	20
02	Mason, Nate	g	7-13	1-4	4-4	0	3	3	4	19	3	3	0	2	34
11	Morris, Carlos	g	6-10	2-4	1-2	1	2	3	3	15	1	2	0	0	29
01	McBrayer, Dupree		1-4	1-1	1-2	0	0	0	1	4	2	2	0	2	18
04	Dorsey, Kevin		0-1	0-0	1-2	0	1	1	1	1	2	2	0	0	11
23	Buggs, Charles		1-1	1-1	0-1	0	3	3	1	3	1	0	0	0	12
32	Gilbert, Ahmad		0-1	0-1	0-0	0	1	1	1	0	0	0	0	0	13
41	Diedhiou, Gaston		0-0	0-0	0-0	0	0	1	1	0	0	1	0	0	4
	Team					1	2	3				2			
Totals			25-48	11-20	16-21	5	21	26	24	77	11	17	1	5	200
FG % 1st Half: 12-21 57.1% 2nd half: 13-27 48.1% Game: 25-48 52.1% Deadball															
3FG % 1st Half: 7-12 58.3% 2nd half: 4-8 50.0% Game: 11-20 55.0% Rebounds															
FT % 1st Half: 5-6 83.3% 2nd half: 11-15 73.3% Game: 16-21 76.2% 4															

GAME 17: NEBRASKA 84, MINNESOTA 59
JAN. 12, 2016 – LINCOLN, NEB. (PINNACLE BANK ARENA)

Minnesota 59 • 6-11, 0-5

##	Player	Total			3-Ptr			Rebounds			PF	TP	A	TO	Blk	Stl	Min
		FG-FGA	FG-FGA	FT-FTA	FG-FGA	FG-FGA	FT-FTA	Off	Def	Tot							
03	Murphy, Jordan	f	6-10	0-2	0-0			4	4	8	5	12	1	4	0	0	26
21	Konate, Bakary	c	2-4	0-0	1-2			1	1	2	3	5	0	1	1	0	21
01	McBrayer, Dupree	g	3-4	0-1	0-0			0	1	1	4	6	2	2	0	1	19
02	Mason, Nate	g	3-7	0-1	2-2			0	0	0	3	8	0	4	0	0	26
32	Gilbert, Ahmad	g	3-9	1-6	0-0			0	3	3	0	7	2	0	0	4	18
04	Dorsey, Kevin		0-5	0-1	5-6			0	1	1	0	5	1	1	0	0	20
11	Morris, Carlos		1-3	0-1	2-4			0	0	0	2	4	0	3	1	1	19
15	Sharp, Stephon		0-0	0-0	0-0			0	0	0	1	0	1	0	1	0	5
23	Buggs, Charles		0-1	0-1	0-0			0	0	1	1	0	0	0	0	0	17
24	King, Joey		3-7	2-4	2-2			1	1	2	0	10	0	1	0	0	21
41	Diedhiou, Gaston		0-1	0-0	2-2			0	0	0	1	2	0	0	0	0	8
Team								1	3	4							
Totals			21-51	3-17	14-18			7	15	22	19	59	7	16	3	6	200
FG % 1st Half: 8-22		36.4%	2nd half: 13-29		44.8%	Game: 21-51		41.2%		Deadball							
3FG % 1st Half: 0-6		0.0%	2nd half: 3-11		27.3%	Game: 3-17		17.6%		Rebounds							
FT % 1st Half: 10-12		83.3%	2nd half: 4-6		66.7%	Game: 14-18		77.8%		3							

Nebraska 84 • 10-8, 2-3

##	Player	Total			3-Ptr			Rebounds			PF	TP	A	TO	Blk	Stl	Min
		FG-FGA	FG-FGA	FT-FTA	FG-FGA	FG-FGA	FT-FTA	Off	Def	Tot							
12	Jacobson, Michael	f	2-3	0-0	5-6			3	2	5	2	9	1	1	3	1	19
31	Shields, Shavon	f	7-10	1-2	9-11			2	6	8	0	24	2	1	1	2	27
03	White III, Andrew	g	5-10	3-6	2-2			2	5	7	3	15	2	2	0	2	25
05	Watson Jr., Glynn	g	4-5	0-0	0-0			0	1	1	2	8	3	0	0	4	17
32	Parker, Benny	g	0-4	0-2	0-0			1	2	3	2	0	3	1	0	0	20
00	Webster, Tai		4-8	1-3	0-0			1	4	5	1	9	5	3	0	0	24
04	Trueblood, Johnny		0-0	0-0	1-2			0	1	1	0	1	0	0	0	0	5
10	McVeigh, Jack		2-6	0-3	0-0			1	0	1	1	4	1	1	0	0	17
11	Evelyn, Bakari		1-4	0-2	0-0			0	1	1	3	2	0	0	0	0	12
15	Laws, Malcolm		0-0	0-0	0-0			0	0	0	0	0	0	0	0	0	3
20	Borchardt, Tanner		0-0	0-0	0-0			1	0	1	1	0	0	2	0	0	4
23	Fuller, Nick		1-2	0-0	1-2			0	1	1	1	3	0	1	0	0	5
24	Hammond, Jake		0-1	0-0	0-0			0	0	0	0	0	0	0	0	0	6
30	Morrow Jr., Ed		4-5	0-0	1-1			3	0	3	3	9	0	1	0	0	16
Team								2	1	3				1			
Totals			30-58	5-18	19-24			16	24	40	19	84	17	14	4	9	200
FG % 1st Half: 16-32		50.0%	2nd half: 14-26		53.8%	Game: 30-58		51.7%		Deadball							
3FG % 1st Half: 3-9		33.3%	2nd half: 2-9		22.2%	Game: 5-18		27.8%		Rebounds							
FT % 1st Half: 12-13		92.3%	2nd half: 7-11		63.6%	Game: 19-24		79.2%		2							

Officials: Terry Wymer, Brian Dorsey, Chris Beaver
Technical fouls: Minnesota-None. Nebraska-None.
Attendance: 15628
Actual Attendance: 12327

Score by periods	1st	2nd	Total
Minnesota	26	33	59
Nebraska	47	37	84

Points	In	Off	2nd	Fast	Bench
MINN	Paint	T/O	Chance	Break	
NEB	26	16	7	6	21
	38	19	12	6	28

GAME 19: MICHIGAN 74, MINNESOTA 69
JAN. 20, 2016 – ANN ARBOR, MICH. (CRISLER CENTER)

Minnesota 69 • 6-13 (0-7)

##	Player	Total			3-Ptr			Rebounds			PF	TP	A	TO	Blk	Stl	Min
		FG-FGA	FG-FGA	FT-FTA	FG-FGA	FG-FGA	FT-FTA	Off	Def	Tot							
03	Murphy, Jordan	f	6-11	1-2	0-1			2	6	8	4	13	0	1	3	0	27
23	Buggs, Charles	f	0-4	0-3	2-2			0	3	3	0	2	0	0	1	0	27
21	Konate, Bakary	c	1-2	0-0	0-0			1	3	4	3	2	1	1	0	0	15
01	McBrayer, Dupree	g	3-6	1-3	2-4			1	3	4	3	9	2	0	0	0	26
02	Mason, Nate	g	9-16	1-4	6-6			0	3	3	4	25	5	3	0	1	31
04	Dorsey, Kevin		0-3	0-2	0-0			0	1	1	1	0	1	1	0	0	9
11	Morris, Carlos		5-12	2-4	2-2			1	8	9	2	14	1	4	0	0	26
15	Sharp, Stephon		0-1	0-1	0-0			0	0	0	1	0	0	0	0	0	3
24	King, Joey		1-4	1-3	0-0			0	4	4	4	3	0	1	0	0	36
41	Diedhiou, Gaston		0-0	0-0	1-2			0	0	0	1	0	0	0	0	0	0+
Team								2	0	2				1			
Totals			25-59	6-22	13-17			7	31	38	22	69	10	12	4	1	200
FG % 1st Half: 10-27		37.0%	2nd half: 15-32		46.9%	Game: 25-59		42.4%		Deadball							
3FG % 1st Half: 4-12		33.3%	2nd half: 2-10		20.0%	Game: 6-22		27.3%		Rebounds							
FT % 1st Half: 6-8		75.0%	2nd half: 7-9		77.8%	Game: 13-17		76.5%		2,2							

Michigan 74 • 14-5 (4-2)

##	Player	Total			3-Ptr			Rebounds			PF	TP	A	TO	Blk	Stl	Min
		FG-FGA	FG-FGA	FT-FTA	FG-FGA	FG-FGA	FT-FTA	Off	Def	Tot							
34	Donnal, Mark	f	2-4	1-2	0-1			2	1	3	4	5	2	3	1	0	23
10	Walton Jr., Derrick	g	5-13	1-6	11-12			0	6	6	2	22	1	1	0	1	39
12	Abdur-Rahkman, M-A	g	0-3	0-2	6-8			0	4	4	4	6	2	0	1	0	29
21	Irvin, Zak	g	8-17	3-5	0-0			1	10	11	2	19	3	1	0	1	37
22	Robinson, Duncan	g	3-12	3-10	0-0			0	5	5	1	9	0	0	0	1	36
05	Wilson, D.J.		0-2	0-0	0-0			1	0	1	0	0	0	0	0	0	3
11	Dakich, Andrew		0-1	0-1	0-0			0	1	1	0	0	1	0	0	1	5
13	Wagner, Moritz		2-3	0-1	0-0			1	0	1	2	4	0	0	0	0	8
24	Dawkins, Aubrey		3-7	1-4	0-0			1	2	3	2	7	0	0	0	0	15
32	Doyle, Ricky		0-1	0-0	2-2			1	0	1	1	2	0	1	0	0	5
Team								2	0	2							
Totals			23-63	9-31	19-23			9	29	38	18	74	9	6	2	4	200
FG % 1st Half: 14-34		41.2%	2nd half: 9-29		31.0%	Game: 23-63		36.5%		Deadball							
3FG % 1st Half: 6-17		35.3%	2nd half: 3-14		21.4%	Game: 9-31		29.0%		Rebounds							
FT % 1st Half: 3-4		75.0%	2nd half: 16-19		84.2%	Game: 19-23		82.6%		2							

Officials: Lamont Simpson, Gene Steratore, Rob Kueneman
Technical fouls: Minnesota-None. Michigan-None.
Attendance: 11726
Game Duration 1:58

Score by periods	1st	2nd	Total
Minnesota	30	39	69
Michigan	37	37	74

Last FG - MINN 2nd-00:01, MICH 2nd-02:07.
Largest lead - MINN by 2 1st-19:04, MICH by 15 1st-02:57.
MINN led for 00:30. MICH led for 37:30. Game was tied for 01:53.

Score tied - 1 time.
Lead changed - 1 time.

GAME 18: RV/#25 INDIANA 70, MINNESOTA 63
JAN. 16, 2016 – WILLIAMS ARENA

Indiana 15-3, 5-0

No Name	Total			3-Pt			Rebounds		
---------	-------	--	--	------	--	--	----------	--	--

GAME 21: #21/21 PURDUE 68, MINNESOTA 64

JAN. 27, 2016 – WILLIAMS ARENA

Purdue 18-4, 6-3

No Name	Total FG FGA	3-Pt FG FGA	FT FTA	Rebounds OF DF TOT	PF TP	A TO BLK S	MIN
12 Edwards, Vince	f 8 15	4 7	4 4	4 4 8	1 24	4 5 0 2	39
20 Hammons, A.J.	c 7 14	0 0	2 2	2 6 8	4 16	0 5 3 0	31
31 Mathias, Dakota	g 2 7	1 3	0 0	0 4 4	3 5	2 1 0 0	25
35 Davis, Raphael	g 5 8	0 2	0 0	1 7 8	3 10	2 1 1 0	34
03 Thompson, P.J.	g 0 3	0 3	1 2	0 2 2	1 1	1 0 0 0	25
44 Haas, Isaac	1 4	0 0	1 2	1 2 3	2 3	0 1 1 0	9
01 Hill, Johnny	1 4	0 0	5 6	2 1 3	2 7	2 1 0 0	22
14 Cline, Ryan	0 2	0 1	2 3	0 2 2	3 2	2 0 0 1	15
Team				1 0 1	0		
Totals	24 57	5 16	15 19	11 28 39	19 68	13 14 5 3	200
Total FG% 1st Half: 13-28 (46.4)	2nd: 11-29 (37.9)	Game: 24-57 (42.1)		Deadball			
3 PT FG% 1st Half: 3-8 (37.5)	2nd: 2-8 (25.0)	Game: 5-16 (31.2)		Rebounds			
FT% 1st Half: 4-5 (80.0)	2nd: 11-14 (78.6)	Game: 15-19 (78.9)		2			

Minnesota 6-15, 0-9

No Name	Total FG FGA	3-Pt FG FGA	FT FTA	Rebounds OF DF TOT	PF TP	A TO BLK S	MIN
03 Murphy, Jordan	f 5 8	0 1	2 4	0 4 4	3 12	0 3 4 1	30
23 Buggs, Charles	f 2 3	1 2	2 2	0 2 2	2 7	0 1 2 0	26
01 Konate, Bakary	c 4 10	0 0	0 0	1 6 7	4 8	0 1 0 1	24
21 McBrayer, Dupree	g 5 7	0 1	3 5	0 2 2	4 13	5 2 0 2	35
02 Mason, Nate	g 6 15	0 3	3 6	0 3 3	1 15	12 1 0 0	35
24 King, Joey (2:10)	1 2	0 1	0 0	0 3 3	5 2	0 0 0 0	19
11 Morris, Carlos	3 7	0 2	1 2	0 3 3	0 7	1 1 0 1	22
04 Dorsey, Kevin	0 0	0 0	0 2	0 0 0	0 0	0 1 0 0	6
41 Diedhiou, Gaston	0 0	0 0	0 0	0 0 0	0 0	0 0 0 0	3
Team				3 1 4	0		
Totals	26 52	1 10	11 21	4 24 28	19 64	18 10 6 5	200
Total FG% 1st Half: 12-26 (46.2)	2nd: 14-26 (53.8)	Game: 26-52 (50.0)		Deadball			
3 PT FG% 1st Half: 1-6 (16.7)	2nd: 0-4 (0.0)	Game: 1-10 (10.0)		Rebounds			
FT% 1st Half: 1-6 (16.7)	2nd: 10-15 (66.7)	Game: 11-21 (52.4)		4			

Officials: Ted Valentine, Paul Szelc, Steve McLunkins
Technical: Purdue -None Minnesota -None
Attendance: 10,484

Scoring By Periods	1	2	Total
Purdue	33	35	68
Minnesota	26	38	64

Other Stats	MINN	PUR		
Biggest Lead (first time - number of times)	2 (P-1 19:20 - 1)	13 (P-1 3:03 - 1)	Number Of Ties	1
Shots In The Paint	23/30 = 46 Pts	14/29 = 28 Pts	Number Of Lead Changes	1
Points Off Turnovers	9	11		
Points Off Offensive Rebounds	4	13		
Fast Break Points	4	6		
1st Shot of Bonus FT	22	44		
Longest FG Drought (Period-Times)	4:24 (P-2 16:35-12:11)	4:36 (P-2 4:36:0:00)		
Bench Points	9	12		

VS Basketball-Licensed to: University of Minnesota

GAME 23: NORTHWESTERN 82, MINNESOTA 58

FEB. 4, 2016 – EVANSTON, ILL. (WELSH-RYAN ARENA)

Minnesota 58 • 6-17, 0-11 B1G

## Player	Total FG-FGA	3-Pt FG-FGA	FT-FTA	Rebounds OF DF TOT	PF TP	A TO BLK Stl	Min
23 Buggs, Charles	f 1-4	0-3	0-0	0 1 1	1 2	0 1 0 0	12
3 Murphy, Jordan	f 4-5	0-1	6-8	3 2 5	4 14	0 0 0 0	17
21 Konate, Bakary	c 0-1	0-0	6-6	0 7 7	2 6	0 1 1 0	35
1 McBrayer, Dupree	g 0-2	0-0	3-4	0 3 3	2 3	1 4 0 1	32
2 Mason, Nate	g 3-12	2-6	0-0	0 2 2	0 8	2 2 0 0	33
11 Morris, Carlos	2-7	1-4	2-2	0 3 3	0 7	1 0 0 0	16
15 Sharp, Stephon	0-0	0-0	1-2	0 0 0	0 1	0 0 0 0	2
24 King, Joey	1-3	1-3	2-2	0 2 2	2 5	2 0 0 0	23
4 Dorsey, Kevin	5-14	0-1	1-4	2 1 3	2 11	2 1 0 1	28
41 Diedhiou, Gaston	0-0	0-0	1-2	1 0 1	0 1	0 0 0 0	2
Team				3 0 3		1	
Totals	16-48	4-18	22-30	9 21 30	13 58	8 10 1 2	200
FG % 1st Half: 9-28 32.1%	2nd half: 7-20 35.0%	Game: 16-48 33.3%		Deadball			
3FG % 1st Half: 3-11 27.3%	2nd half: 1-7 14.3%	Game: 4-18 22.2%		Rebounds			
FT % 1st Half: 2-4 50.0%	2nd half: 20-26 76.9%	Game: 22-30 73.3%		7,1			

Northwestern 82 • 16-8, 4-7 B1G

## Player	Total FG-FGA	3-Pt FG-FGA	FT-FTA	Rebounds OF DF TOT	PF TP	A TO BLK Stl	Min
34 Lumpkin, Sanjay	f 1-1	1-1	1-2	1 1 2	4 4	2 3 0 0	22
35 Falzon, Aaron	f 3-9	2-7	2-2	1 0 1	3 10	1 0 1 1	27
5 Pardon, Dererk	c 1-4	0-0	2-4	2 2 4	3 4	0 1 1 0	18
14 Demps, Tre	g 8-13	3-7	4-4	0 4 4	1 23	8 1 0 2	38
30 McIntosh, Bryant	g 7-14	4-7	2-2	1 5 6	0 20	3 1 0 2	36
1 van Zegeren, Joey	1-1	0-0	0-2	0 0 0	2 2	0 0 0 0	6
10 Hall, Charlie	0-0	0-0	0-0	0 0 0	1 0	0 0 0 0	1
20 Lindsey, Scottie	2-4	1-3	1-2	0 1 1	2 6	0 0 0 0	19
22 Olah, Alex	3-4	0-1	0-0	0 2 2	3 6	1 1 3 1	16
23 Ash, Jordan	0-1	0-0	0-0	0 0 0	0 0	1 0 0 0	2
32 Taphorn, Nathan	1-1	1-1	0-0	0 1 1	1 3	0 0 0 0	2
44 Skelly, Gavin	2-2	0-0	0-1	0 5 5	4 4	0 1 1 0	13
Team				1 3 4		1	
Totals	29-54	12-27	12-19	6 24 30	24 82	16 9 6 6	200
FG % 1st Half: 13-28 46.4%	2nd half: 16-26 61.5%	Game: 29-54 53.7%		Deadball			
3FG % 1st Half: 8-16 50.0%	2nd half: 4-11 36.4%	Game: 12-27 44.4%		Rebounds			
FT % 1st Half: 3-6 50.0%	2nd half: 9-13 69.2%	Game: 12-19 63.2%		4			

Officials: Pat Driscoll, Terry Oglesby, Paul Szelc
Technical fouls: Minnesota-None. Northwestern-None.
Attendance: 7015

Score by periods	1st	2nd	Total
Minnesota	23	35	58
Northwestern	37	45	82

Last FG - MINN 2nd-02:25, NU 2nd-00:14.
Largest lead - MINN None, NU by 29 2nd-04:50.
MINN led for 00:00. NU led for 39:37. Game was tied for 00:23.

Score tied - 0 times.
Lead changed - 0 times.

GAME 22: #19/17 INDIANA 74, MINNESOTA 68

JAN. 30, 2016 – BLOOMINGTON, IND. (ASSEMBLY HALL)

Minnesota 68 • 6-16, 0-10

## Player	Total FG-FGA	3-Pt FG-FGA	FT-FTA	Rebounds OF DF TOT	PF TP	A TO BLK Stl	Min
03 Murphy, Jordan	f 3-6	0-1	1-1	1 5 6	4 7	1 0 0 1	20
23 Buggs, Charles	f 1-2	1-2	0-0	0 1 1	2 3	0 3 0 1	17
21 Konate, Bakary	c 3-4	0-0	2-2	3 4 7	4 8	0 0 1 0	22
01 McBrayer, Dupree	g 3-12	1-2	1-3	0 4 4	0 8	5 0 0 2	36
02 Mason, Nate	g 8-21	0-7	5-8	0 5 5	3 21	5 0 0 2	39
04 Dorsey, Kevin	10-19	0-3	1-3	3 1 4	4 21	0 0 0 1	29
15 Sharp, Stephon	0-0	0-0	0-0	0 0 0	1 0	0 0 0 0	4
24 King, Joey	0-4	0-3	0-0	0 3 3	3 0	0 1 1 0	25
41 Diedhiou, Gaston	0-0	0-0	0-0	1 1 2	2 0	0 0 0 0	8
Team				2 1 3			
Totals	28-68	2-18	10-17	10 25 35	23 68	11 4 2 7	200
FG % 1st Half: 11-34 32.4%	2nd half: 17-34 50.0%	Game: 28-68 41.2%		Deadball			
3FG % 1st Half: 1-11 9.1%	2nd half: 1-7 14.3%	Game: 2-18 11.1%		Rebounds			
FT % 1st Half: 4-7 57.1%	2nd half: 6-10 60.0%	Game: 10-17 58.8%		3,1			

Indiana 74 • 18-4, 8-1

## Player	Total FG-FGA	3-Pt FG-FGA	FT-FTA	Rebounds OF DF TOT	PF TP	A TO BLK Stl	Min
05 Williams, Troy	f 4-10	0-1	5-7	1 5 6	3 13	1 1 0 0	25
30 Hartman, Collin	f 1-3	0-2	0-0	0 1 1	4 2	3 1 0 0	23
31 Bryant, Thomas	c 11-13	0-0	1-3	4 4 8	2 23	1 3 2 1	27
04 Johnson, Robert	g 1-6	1-6	0-0	0 8 8	0 3	1 1 1 0	28
11 Ferrell, Kevin Yogi	g 2-9	1-2	8-8	0 2 2	2 13	3 2 0 0	36
00 Bielefeldt, Max	4-7	0-1	0-0	2 1 3	0 8	2 1 0 0	13
02 Zeisloff, Nick	0-4	0-4	2-2	0 1 1	2 2	1 0 0 0	16
03 Anunoby, Og	2-4	0-2	4-6	2 4 6	2 8	0 2 3 1	22
13 Morgan, Juwan	1-1	0-0	0-0	1 3 4	1 2	0 0 0 0	10
Team				0 3 3			
Totals	26-57	2-18	20-26	10 32 42	16 74	12 11 6 2	200
FG % 1st Half: 15-33 45.5%	2nd half: 11-24 45.8%	Game: 26-57 45.6%		Deadball			
3FG % 1st Half: 1-10 10.0%	2nd half: 1-8 12.5%	Game: 2-18 11.1%		Rebounds			
FT % 1st Half: 8-11 72.7%	2nd half: 12-15 80.0%	Game: 20-26 76.9%		1,2			

Officials: Lamont Simpson, Larry Sciroto, Gerald Williams
Technical fouls: Minnesota-None. Indiana-None.
Attendance: 17472

Score by periods	1st	2nd	Total
Minnesota	27	41	68
Indiana	39	35	74

Last FG - MINN 2nd-03:54, IND 2nd-00:27.
Largest lead - MINN by 7 1st-17:23, IND by 16 1st-02:05.

Score tied - 0 times.
Lead changed - 3 times.

Points MINN	IND	In Paint 48	Off T/O 14	2nd Chance 13	Fast Break 16	Bench 21
-------------	-----	-------------	------------	---------------	---------------	----------

Michigan 18-7, 8-4

No Name	Total FG FGA	3-Pt FG FGA	FT FTA	Rebounds OF DF TOT	PF TP	A TO BLK S	MIN
34 Donnal, Mark	f 4 8	0 1	0 0	1 0 1	4 8	1 0 1 0	19
22 Robinson, Duncan	g 5 9	4 7	0 0	0 9 9	3 14	1 1 1 0	30
21 Irvin, Zak	g 1 8	0 1	2 4	0 2 2	2 4	3 4 0 2	36
12 Abdul-Rahkman, M-a	g 5 15	3 3	3 3	0 1 1	1 16	2 1 0 2	35
10 Walton Jr. Derrick	g 3 5	2 4	0 0	0 3 3	2 8	7 3 0 2	37
24 Dawkins, Aubrey	1 1	0 0	4 8	0 1 1	4 6	0 0 0 0	20
11 Dakich, Andrew	0 1	0 1	0 0	0 2 2	0 0	2 0 0 0	3
13 Wagner, Moritz	0 0	0 0	0 0	0 0 0	0 0	0 0 0 0	1
Team				1 0 1	0	1	
Totals	28 52	14 25	12 20	3 25 28	17 82	17 10 2 6	200
Total FG% 1st Half: 15-28 (53.6)	2nd: 13-24 (54.2)	Game: 28-52 (53.8)		Deadball			
3 PT FG% 1st Half: 9-16 (56.2)	2nd: 5-9 (55.6)	Game: 14-25 (56.0)		Rebounds			
FT% 1st Half: 3-7 (42.9)	2nd: 9-13 (69.2)	Game: 12-20 (60.0)		3			

Minnesota 6-18, 0-12

No Name		Total FG FGA		3-Pt FG FGA		FT FTA		Rebounds OF DF TOT		PF TP		A TO BLK S		MIN				
03	Murphy, Jordan (0:20)	f	5	11	0	1	4	4	2	6	8	5	14	1	1	1	2	35
23	Buggs, Charles	f	2	7	0	5	0	0	2	1	3	1	4	2	0	1	0	25
21	Konate, Bakary	c	2	2	0	0	0	0	1	4	5	4	4	0	1	1	0	21
01	McBrayer, Dupree	g	3	5	0	1	5	7	0	5	5	0	11	1	2	0	0	26
02	Mason, Nate	g	6	14	2	5	5	6	1	3	4	2	19	5	0	0	2	33
24	King, Joey	g	4	7	2	5	0	0	1	1	2	1	10	2	1	0	0	19
11	Morris, Carlos		4	9	0	2	2	2	0	1	1	1	10	3	2	0	2	27
32	Gilbert, Ahmad		0	0	0	0	0	0	0	2	2	0	0	0	0	0	0	4
04	Dorsey, Kevin		1	3	0	0	0	0	0	0	0	0	2	0	0	0	0	10
Team									0	3	3		0		0			
Totals			27	58		4	19	16	19			14	74	14	7	3	6	200
Total FG% 1st Half: 11-30 (36.7)				2nd: 16-28 (57.1)								Game: 27-58 (46.6)				Deadball		
3 PT FG% 1st Half: 3-12 (25.0)				2nd: 1-7 (14.3)								Game: 4-19 (21.1)				Rebounds		
FT FG% 1st Half: 3-4 (75.0)				2nd: 13-15 (86.7)								Game: 16-19 (84.2)				2		

GAME 25: #4/5 IOWA 75, MINNESOTA 71
FEB. 14, 2016 – IOWA CITY, IA. (CARVER-HAWKEYE ARENA)

Minnesota 71 • 6-19, 0-13

##	Player	Total		3-Ptr	Rebounds			PF	TP	A	TO	Blk	Stl	Min
		FG-FGA	FG-FGA	FT-FTA	Off	Def	Tot							
03	Murphy, Jordan	f	4-9	0-0	3-4	3	3	6	4	11	0	2	0	27
23	Buggs, Charles	f	1-2	0-1	0-0	0	3	3	5	2	0	2	0	10
21	Konate, Bakary	c	2-3	0-0	1-3	2	7	9	4	5	0	1	1	30
01	McBrayer, Dupree	g	3-7	2-2	4-6	1	1	2	1	12	1	0	1	31
02	Mason, Nate	g	7-15	0-4	0-0	0	3	3	2	14	6	1	0	34
04	Dorsey, Kevin	g	3-7	1-2	2-2	1	2	3	1	9	2	1	1	19
11	Morris, Carlos		0-1	0-0	0-0	0	0	0	2	0	0	0	0	4
24	King, Joey		2-12	1-8	5-5	4	2	6	2	10	1	0	0	23
32	Gilbert, Ahmad		3-9	2-5	0-0	2	2	4	4	8	2	1	0	21
41	Diedhiou, Gaston		0-0	0-0	0-0	0	0	0	1	0	0	0	0	1
Team					1	5	6				1			
Totals			25-65	6-22	15-20	14	28	42	26	71	12	9	3	200

FG % 1st Half: 9-31 29.0% 2nd half: 16-34 47.1% Game: 25-65 38.5% Deadball
3FG % 1st Half: 3-12 25.0% 2nd half: 3-10 30.0% Game: 6-22 27.3% Rebounds
FT % 1st Half: 7-10 70.0% 2nd half: 8-10 80.0% Game: 15-20 75.0%

Iowa 75 • 20-5, 11-2

##	Player	Total		3-Ptr	Rebounds			PF	TP	A	TO	Blk	Stl	Min
		FG-FGA	FG-FGA	FT-FTA	Off	Def	Tot							
20	Uthoff, Jarrod	f	8-19	1-7	7-9	2	13	15	3	24	0	3	6	37
34	Woodbury, Adam	c	0-0	0-0	1-2	0	5	5	4	1	1	1	0	22
05	Clemmons, Anthony	g	5-8	0-1	2-3	0	2	2	4	12	2	2	0	37
10	Gesell, Mike	g	1-8	1-2	2-2	0	2	2	2	5	12	0	0	32
14	Jok, Peter	g	8-14	4-8	7-8	0	1	1	2	27	1	2	0	34
00	Wagner, Ahmad		1-1	0-0	0-2	4	3	7	1	2	0	0	0	16
24	Ellingson, Brady		0-1	0-1	0-0	0	0	0	0	0	0	0	0	3
25	Uhl, Dom		1-6	0-0	2-4	0	2	2	2	4	0	0	1	10
51	Baer, Nicholas		0-0	0-0	0-0	3	0	3	3	0	1	0	0	9
Team					1	0	1							
Totals			24-57	6-19	21-30	10	28	38	21	75	17	8	7	200

FG % 1st Half: 12-30 40.0% 2nd half: 12-27 44.4% Game: 24-57 42.1% Deadball
3FG % 1st Half: 4-11 36.4% 2nd half: 2-8 25.0% Game: 6-19 31.6% Rebounds
FT % 1st Half: 6-6 100.0% 2nd half: 15-24 62.5% Game: 21-30 70.0%

Officials: Terry Wymer, Bill Ek, Tim Clougherty
Technical fouls: Minnesota-None. Iowa-None.
Attendance: 15400
Fouled Out - Minnesota: Buggs (00:01)

Score by periods	1st	2nd	Total
Minnesota	28	43	71
Iowa	34	41	75

Last FG - MINN 2nd-00:02, IOWA 2nd-01:17.
Largest lead - MINN by 4 1st-05:01, IOWA by 10 2nd-15:07.
MINN led for 05:45, IOWA led for 29:33. Game was tied for 04:42.

Points	In	Off	2nd	Fast	Bench
MINN	26	7	13	0	27
IOWA	28	10	0	9	6

Score tied - 6 times.
Lead changed - 4 times.

GAME 26: MINNESOTA 68, #6/5 MARYLAND 63
FEB. 18, 2016 – WILLIAMS ARENA

Maryland 22-5, 10-4

No Name	Total		3-Pt	FT FTA	Rebounds			PF	TP	A	TO	Blk	S	MIN
	FG FGA	FG FGA	FG FGA		OF	DF	TOT							
10 Layman, Jake	f	4	7	2	3	1	2	1	3	11	0	3	1	28
04 Carter, Robert	f	3	12	0	3	2	2	2	7	9	3	8	1	29
35 Dodd, Damonte	f	2	2	0	0	0	0	1	8	9	3	4	1	32
00 Sulaimon, Rasheed	g	8	18	4	8	8	10	0	2	2	2	28	1	39
02 Trimble, Melo	g	3	11	1	3	3	4	0	6	6	4	10	6	35
15 Cekovsky, Michal		1	1	0	0	0	1	1	2	3	2	2	0	7
11 Nickens, Jared		0	1	0	1	0	0	0	1	1	1	0	0	12
01 Brantley, Jaylen		0	3	0	1	0	0	1	0	1	2	0	1	12
21 Ram, Varun		0	1	0	0	0	0	0	1	1	1	0	0	6
Team								3	2	5		0		
Totals			21	56	7	19		14	19	9	32	41		200

Total FG% 1st Half: 11-31 (35.5) 2nd: 10-25 (40.0) Game: 21-56 (37.5) Deadball
3 PT FG% 1st Half: 3-10 (30.0) 2nd: 4-9 (44.4) Game: 7-19 (36.8) Rebounds
FT% 1st Half: 4-5 (80.0) 2nd: 10-14 (71.4) Game: 14-19 (73.7)

Minnesota 7-19, 1-13

No Name	Total		3-Pt	FT FTA	Rebounds			PF	TP	A	TO	Blk	S	MIN
	FG FGA	FG FGA	FG FGA		OF	DF	TOT							
23 Buggs, Charles	f	0	1	0	1	0	0	0	0	0	0	0	0	11
03 Murphy, Jordan	f	5	16	0	3	7	8	5	6	11	4	17	0	26
21 Konate, Bakary	c	0	2	0	0	0	0	0	4	4	3	0	1	20
01 McBrayer, Dupree	g	4	8	1	2	0	0	1	1	2	4	9	4	27
02 Mason, Nate	g	5	15	3	5	5	6	0	6	6	0	18	6	36
24 King, Joey		3	8	3	8	6	6	0	6	6	3	15	0	31
41 Diedhiou, Gaston		0	0	0	0	0	0	1	1	1	0	0	0	3
32 Gilbert, Ahmad		0	2	0	1	2	2	0	1	1	0	2	0	17
04 Dorsey, Kevin		3	8	1	3	0	0	1	2	3	3	7	1	29
Team								4	2	6		0		
Totals			20	60	8	23		20	23	11	29	40		200

Total FG% 1st Half: 14-30 (46.7) 2nd: 6-30 (20.0) Game: 20-60 (33.3) Deadball
3 PT FG% 1st Half: 7-13 (53.8) 2nd: 1-10 (10.0) Game: 8-23 (34.8) Rebounds
FT% 1st Half: 5-7 (71.4) 2nd: 15-16 (93.8) Game: 20-23 (87.0)

Officials: Brian Dorsey, Kelly Pfeifer, Bo Boroski
Technical: Maryland-None Minnesota-None
Attendance: 10,768

Scoring By Periods	1	2	Total
Maryland	29	34	63
Minnesota	40	28	68

Other Stats	MINN	UMD
Biggest Lead (first time - number of times)	12 (2-12:31 - 2)	3 (1-19:08 - 2)
Shots In The Paint	9/25 = 18 Pts	12/27 = 24 Pts
Points Off Turnovers	19	14
Points Off Offensive Rebounds	6	15
Fast Break Points	9	2
1st Shot of Bonus FT	5/6	3/4
Longest FG Drought (Period-Times)	7:38 (P-2 11:45-4:07)	5:26 (P-2 19:08-13:42)
Bench Points	24	2

VS Basketball-Licensed to: University of Minnesota

GAME 27: MINNESOTA 83, RUTGERS 61
FEB. 23, 2016 – WILLIAMS ARENA

Rutgers 6-22, 0-15

No Name	Total		3-Pt	FT FTA	Rebounds			PF	TP	A	TO	Blk	S	MIN
	FG FGA	FG FGA	FG FGA		OF	DF	TOT							
04 Laurent, Jonathan	f	3	9	0	0	2	4	2	6	8	1	8	0	36
01 Foreman, D.J.	f	5	12	0	0	3	7	2	9	11	4	13	2	33
02 Daniels, Bishop	g	4	12	0	0	4	5	0	4	4	4	12	3	35
05 Williams, Mike	g	3	8	0	1	2	0	2	2	2	7	1	3	24
10 Goode, Justin	g	3	4	3	3	0	0	0	2	2	4	9	0	30
31 Griet, Omar		1	4	0	0	2	2	1	0	1	1	4	1	18
13 Batie, Khalil		2	4	2	3	0	2	1	2	3	3	6	0	18
15 Dadika, Jake		0	0	0	0	0	0	0	0	0	0	1	1	5
23 Hyde, Jalen		1	1	0	0	0	0	0	0	0	0	0	0	1
Team								2	2	4		0		
Totals			22	54	5	7		12	22	8	27	35		200

Total FG% 1st Half: 11-25 (44.0) 2nd: 11-29 (37.9) Game: 22-54 (40.7) Deadball
3 PT FG% 1st Half: 2-3 (66.7) 2nd: 3-4 (75.0) Game: 5-7 (71.4) Rebounds
FT% 1st Half: 7-12 (58.3) 2nd: 5-10 (50.0) Game: 12-22 (54.5)

Minnesota 8-19, 2-13

No Name	Total		3-Pt	FT FTA	Rebounds			PF	TP	A	TO	Blk	S	MIN
	FG FGA	FG FGA	FG FGA		OF	DF	TOT							
23 Buggs, Charles	f	0	0	0	0	0	0	0	1	1	2	0	1	16
03 Murphy, Jordan	f	8	17	0	1	3	5	6	8	14	4	19	3	33
21 Konate, Bakary	c	0	0	0	0	1	2	0	2	2	3	1	0	11
01 McBrayer, Dupree	g	4	9	3	5	3	6	2	4	6	0	14	7	36
02 Mason, Nate	g	6	14	1	6	0	0	0	2	2	0	13	2	26
24 King, Joey		5	9	4	7	1	2	1	6	7	3	15	0	24
32 Gilbert, Ahmad		1	4	1	3	1	3	4	0	4	1	2	0	18
04 Dorsey, Kevin		4	10	0	0	5	6	1	4	5	3	13	5	24
41 Diedhiou, Gaston		1	1	0	0	0	0	0	1	1	0	0	1	3
15 Sharp, Stephon		0	0	0	0	0	0	0	0	0	0	0	0	7
10 Haugh, Darin		0	0	0	0	0	0	0	0	0	0	0	0	1
25 Lukashewich, Mike		1	1	0	0	0	0	0	0	0	0	2	0	1
Team								3	0	3		0		
Totals			30	65	9	22		14	24	14	31	45		200

Total FG% 1st Half: 12-26 (46.2) 2nd: 18-39 (46.2) Game: 30-65 (46.2) Deadball
3 PT FG% 1st Half: 2-10 (20.0) 2nd: 7-12 (58.3) Game: 9-22 (40.9) Rebounds
FT% 1st Half: 6-12 (50.0) 2nd: 8-12 (66.7) Game: 14-24 (58.3)

Officials: Terry Wymer, Donnie Eppley, John Gaffney
Technical: Rutgers-None Minnesota-None
Attendance: 10,333

Scoring By Periods	1	2	Total
Rutgers	31	30	61
Minnesota	32	51	83

VS Basketball-Licensed to: University of Minnesota

Minnesota 71 • 8-20, 2-14

##	Player	Total		3-Ptr	FT-FTA	Rebounds			PF	TP	A	TO
----	--------	-------	--	-------	--------	----------	--	--	----	----	---	----

Minnesota Basketball

2015-16 Game by Game Summary as of Sun, Feb 28, 2016

* Conference Games

Opponent	Date	Total		3 Pt		FT-FTA	Pct	Rebounds			PF	DQ	A	TO	BLK	STL	Pts	By Period
		FG-FGA	Pct	FG-FGA	Pct			Off	Def	Tot								
at Minnesota UMKC	Nov 13	25-55	0.455	12-28	0.429	14-20	0.700	8	29	37	12	0	20	13	7	6	76	32-44
		20-62	0.323	12-24	0.500	6-11	0.545	16	26	42	20	-	13	17	1	10	58	30-28
at Minnesota La.-Monroe	Nov 15	22-58	0.379	3-22	0.136	20-22	0.909	9	32	41	19	0	12	12	4	4	67	38-29
		21-62	0.339	3-16	0.188	11-16	0.688	14	29	43	22	-	7	17	2	6	56	25-31
Minnesota Temple	Nov 19	19-50	0.380	6-18	0.333	26-32	0.812	9	27	36	21	1	8	11	6	3	70	26-44
		23-61	0.377	10-23	0.435	19-26	0.731	13	24	37	26	1	18	10	1	3	75	31-44
Minnesota Missouri State	Nov 20	25-56	0.446	13-23	0.565	11-19	0.579	8	26	34	23	1	15	12	6	3	74	44-30
		19-54	0.352	5-18	0.278	26-37	0.703	13	27	40	20	1	13	11	4	5	69	31-38
Minnesota Texas Tech	Nov 22	24-57	0.421	4-20	0.200	16-19	0.842	11	20	31	26	0	7	14	1	6	68	28-40
		27-56	0.482	6-13	0.462	21-29	0.724	10	25	35	19	1	14	12	2	3	81	34-47
at Minnesota Neb.-Omaha	Nov 27	32-65	0.492	11-20	0.550	18-30	0.600	11	27	38	15	0	21	9	8	8	93	41-52
		36-75	0.480	7-23	0.304	11-15	0.733	14	29	43	24	-	20	11	3	8	90	42-48
at Minnesota Clemson	Nov 30	29-55	0.527	7-17	0.412	24-30	0.800	11	20	31	13	0	18	6	4	7	89	36-53
		29-54	0.537	14-28	0.500	11-15	0.733	7	18	25	24	-	21	11	4	4	83	42-41
at Minnesota South Dakota	Dec 05	24-68	0.353	6-24	0.250	27-35	0.771	18	32	50	21	1	14	17	7	7	81	29-30-22
		33-71	0.465	6-19	0.316	13-19	0.684	9	32	41	28	1	22	13	3	6	85	35-24-26
at Minnesota South Dakota State	Dec 08	21-57	0.368	8-17	0.471	20-25	0.800	10	22	32	15	0	10	9	5	9	70	22-48
		30-61	0.492	11-19	0.579	13-14	0.929	10	30	40	21	-	16	11	5	4	84	45-39
Minnesota Oklahoma State	Dec 12	19-55	0.345	4-22	0.182	18-27	0.667	12	25	37	22	2	5	10	3	6	60	30-30
		20-53	0.377	4-14	0.286	18-24	0.750	11	29	40	21	1	13	12	1	3	62	28-34
at Minnesota Chicago State	Dec 16	21-54	0.389	8-26	0.308	20-32	0.625	15	28	43	10	0	15	8	7	8	70	32-38
		20-61	0.328	7-22	0.318	5-6	0.833	13	27	40	23	-	12	14	4	3	52	24-28
at Minnesota Milwaukee	Dec 23	28-64	0.438	5-17	0.294	4-11	0.364	9	22	31	16	0	13	11	4	4	65	32-33
		30-59	0.508	5-17	0.294	9-12	0.750	9	32	41	16	-	16	14	5	2	74	37-37
Minnesota at Ohio State*	Dec 30	21-58	0.362	6-18	0.333	15-23	0.652	10	25	35	22	0	8	9	0	5	63	34-29
		29-57	0.509	5-15	0.333	15-22	0.682	10	33	43	18	-	24	12	4	2	78	37-41
at Minnesota Michigan State*	Jan 02	22-65	0.338	5-20	0.250	12-19	0.632	16	17	33	21	1	11	4	2	5	61	29-32
		24-49	0.490	4-13	0.308	17-20	0.850	10	33	43	21	-	16	11	7	0	69	32-37
Minnesota at Penn State*	Jan 05	25-48	0.521	11-20	0.550	16-21	0.762	5	21	26	24	1	11	17	1	5	77	36-41
		28-55	0.509	7-21	0.333	23-31	0.742	10	18	28	18	-	15	10	2	8	86	32-54
at Minnesota Northwestern*	Jan 09	18-46	0.391	5-18	0.278	11-14	0.786	3	14	17	13	0	12	11	2	4	52	26-26
		28-50	0.560	11-25	0.440	10-11	0.909	8	25	33	13	-	18	13	3	6	77	32-45
Minnesota at Nebraska*	Jan 12	21-52	0.404	3-18	0.167	14-18	0.778	7	15	22	19	1	7	16	3	7	59	26-33
		30-58	0.517	5-18	0.278	19-24	0.792	16	25	41	19	-	17	15	4	9	84	47-37
at Minnesota Indiana*	Jan 16	19-46	0.413	6-13	0.462	19-30	0.633	5	26	31	17	0	13	14	4	5	63	34-29
		26-63	0.413	8-25	0.320	10-12	0.833	12	27	39	22	-	14	13	5	6	70	34-36
Minnesota at Michigan*	Jan 20	25-59	0.424	6-22	0.273	13-17	0.765	7	31	38	22	0	10	12	4	1	69	30-39
		23-63	0.365	9-31	0.290	19-23	0.826	9	29	38	18	-	9	6	2	4	74	37-37
at Minnesota Illinois*	Jan 23	27-69	0.391	11-36	0.306	6-12	0.500	8	30	38	19	0	21	13	1	6	71	30-30-11
		27-62	0.435	6-18	0.333	16-22	0.727	10	39	49	15	-	17	14	1	4	76	35-25-16
at Minnesota Purdue*	Jan 27	26-52	0.500	1-10	0.100	11-21	0.524	4	24	28	19	1	18	10	6	5	64	26-38
		24-57	0.421	5-16	0.312	15-19	0.789	11	28	39	19	-	13	14	5	3	68	33-35
Minnesota at Indiana*	Jan 30	28-68	0.412	2-18	0.111	10-17	0.588	10	25	35	23	0	11	4	2	7	68	27-41
		26-57	0.456	2-18	0.111	20-26	0.769	10	32	42	16	-	12	11	6	2	74	39-35
Minnesota at Northwestern*	Feb 04	16-48	0.333	4-18	0.222	22-30	0.733	9	21	30	13	0	8	10	1	2	58	23-35
		29-54	0.537	12-27	0.444	12-19	0.632	6	24	30	24	-	16	9	6	6	82	37-45
at Minnesota Michigan*	Feb 10	27-58	0.466	4-19	0.211	16-19	0.842	7	26	33	14	1	14	7	3	6	74	28-46
		28-52	0.538	14-25	0.560	12-20	0.600	3	25	28	17	-	17	10	2	6	82	42-40
Minnesota at Iowa*	Feb 14	25-65	0.385	6-22	0.273	15-20	0.750	14	28	42	26	1	12	9	3	2	71	28-43
		24-57	0.421	6-19	0.316	21-30	0.700	10	28	38	21	-	17	8	7	2	75	34-41
at Minnesota Maryland*	Feb 18	20-60	0.333	8-23	0.348	20-23	0.870	11	29	40	17	0	12	11	4	9	68	40-28
		21-56	0.375	7-19	0.368	14-19	0.737	9	32	41	21	-	10	15	9	5	63	29-34
at Minnesota Rutgers*	Feb 23	30-65	0.462	9-22	0.409	14-24	0.583	14	31	45	15	0	18	14	6	12	83	32-51
		22-54	0.407	5-7	0.714	12-22	0.545	8	27	35	19	-	8	21	6	8	61	31-30
Minnesota at Illinois*	Feb 28	27-61	0.443	8-20	0.400	9-11	0.818	12	20	32	20	1	9	17	2	3	71	40-31
		28-49	0.571	10-22	0.455	18-22	0.818	2	19	21	16	-	18	13	6	13	84	32-52

Minnesota Basketball
2015-16 Team Highs & Lows as of Sun, Feb 28, 2016
All Games

Minnesota

Statistic	Highs	Date	Opponent	Statistic	Lows	Date	Opponent
Points	93	Nov 27	Neb.-Omaha	Points	52	Jan 09	Northwestern
FG Made	32	Nov 27	Neb.-Omaha	FG Made	16	Feb 04	at Northwestern
FG Attempt	69	Jan 23	Illinois	FG Attempt	46	Jan 09	Northwestern
FG %	0.527	Nov 30	Clemson (29-55)			Jan 16	Indiana
3FG Made	13	Nov 20	vs Missouri State	FG %	0.333	Feb 04	at Northwestern (16-48)
3FG Att.	36	Jan 23	Illinois			Feb 18	Maryland (20-60)
3FG %	0.565	Nov 20	vs Missouri State (13-23)	3FG Made	1	Jan 27	Purdue
FT Made	27	Dec 05	South Dakota	3FG Att.	10	Jan 27	Purdue
FT Attempt	35	Dec 05	South Dakota	3FG %	0.100	Jan 27	Purdue (1-10)
FT %	0.909	Nov 15	La.-Monroe (20-22)	FT Made	4	Dec 23	Milwaukee
Off. Reb.	18	Dec 05	South Dakota	FT Attempt	11	Dec 23	Milwaukee
Def. Reb.	32	Nov 15	La.-Monroe			Feb 28	at Illinois
		Dec 05	South Dakota	FT %	0.364	Dec 23	Milwaukee (4-11)
Tot. Reb.	50	Dec 05	South Dakota	Off. Reb.	3	Jan 09	Northwestern
Assist	21	Nov 27	Neb.-Omaha	Def. Reb.	14	Jan 09	Northwestern
		Jan 23	Illinois	Tot. Reb.	17	Jan 09	Northwestern
Turnover	17	Dec 05	South Dakota	Assist	5	Dec 12	vs Oklahoma State
		Jan 05	at Penn State	Turnover	4	Jan 02	Michigan State
		Feb 28	at Illinois			Jan 30	at Indiana
Block	8	Nov 27	Neb.-Omaha	Block	0	Dec 30	at Ohio State
Steal	12	Feb 23	Rutgers	Steal	1	Jan 20	at Michigan
Foul	26	Nov 22	vs Texas Tech	Foul	10	Dec 16	Chicago State
		Feb 14	at Iowa	Foul Out	0	Nov 13	UMKC
Foul Out	2	Dec 12	vs Oklahoma State			Nov 15	La.-Monroe (17 times total)

Opponents

Statistic	Highs	Date	Opponent	Statistic	Lows	Date	Opponent
Points	90	Nov 27	Neb.-Omaha	Points	52	Dec 16	Chicago State
FG Made	36	Nov 27	Neb.-Omaha	FG Made	19	Nov 20	vs Missouri State
FG Attempt	75	Nov 27	Neb.-Omaha	FG Attempt	49	Jan 02	Michigan State
FG %	0.571	Feb 28	at Illinois (28-49)			Feb 28	at Illinois
3FG Made	14	Nov 30	Clemson	FG %	0.323	Nov 13	UMKC (20-62)
		Feb 10	Michigan	3FG Made	2	Jan 30	at Indiana
3FG Att.	31	Jan 20	at Michigan	3FG Att.	7	Feb 23	Rutgers
3FG %	0.714	Feb 23	Rutgers (5-7)	3FG %	0.111	Jan 30	at Indiana (2-18)
FT Made	26	Nov 20	vs Missouri State	FT Made	5	Dec 16	Chicago State
FT Attempt	37	Nov 20	vs Missouri State	FT Attempt	6	Dec 16	Chicago State
FT %	0.929	Dec 08	South Dakota State (13-14)	FT %	0.545	Nov 13	UMKC (6-11)
Off. Reb.	16	Nov 13	UMKC			Feb 23	Rutgers (12-22)
		Jan 12	at Nebraska	Off. Reb.	2	Feb 28	at Illinois
Def. Reb.	39	Jan 23	Illinois	Def. Reb.	18	Nov 30	Clemson
Tot. Reb.	49	Jan 23	Illinois			Jan 05	at Penn State
Assist	24	Dec 30	at Ohio State	Tot. Reb.	21	Feb 28	at Illinois
Turnover	21	Feb 23	Rutgers	Assist	7	Nov 15	La.-Monroe
Block	9	Feb 18	Maryland	Turnover	6	Jan 20	at Michigan
Steal	13	Feb 28	at Illinois	Block	1	Nov 13	UMKC
Foul	28	Dec 05	South Dakota			Nov 19	vs Temple (4 times total)
Foul Out	1	Nov 19	vs Temple	Steal	0	Jan 02	Michigan State
		Nov 20	vs Missouri State	Foul	13	Jan 09	Northwestern
		Nov 22	vs Texas Tech (5 times total)	Foul Out	-		

Minnesota Basketball
2015-16 Individual Highs as of Sun, Feb 28, 2016
All Games

Minnesota

Statistic		Player	Date	Opponent
Points	25	Mason, Nate	Jan 20	at Michigan (9-16,1-4,6-6)
	24	Murphy, Jordan	Nov 30	Clemson (9-16,1-1,5-7)
	24	Morris, Carlos	Dec 23	Milwaukee (10-18,2-3,2-3)
FG Made	10	Morris, Carlos	Dec 23	Milwaukee (10-18)
	10	Dorsey, Kevin	Jan 30	at Indiana (10-19)
	10	Murphy, Jordan	Feb 28	at Illinois (10-21)
FG Attempt	21	Mason, Nate	Jan 30	at Indiana (8-21)
	21	Murphy, Jordan	Feb 28	at Illinois (10-21)
	19	Dorsey, Kevin	Jan 30	at Indiana (10-19)
FG % (min 5 FG)	0.750	King, Joey	Nov 20	vs Missouri State (6-8)
	0.750	King, Joey	Nov 30	Clemson (6-8)
	0.714	King, Joey	Nov 27	Neb.-Omaha (5-7) (& 3 others)
3FG Made	6	King, Joey	Nov 13	UMKC (6-9)
	6	King, Joey	Nov 20	vs Missouri State (6-7)
	5	King, Joey	Jan 23	Illinois (5-14) (& 1 other)
3FG Att.	14	King, Joey	Jan 23	Illinois (5-14)
	10	Mason, Nate	Jan 23	Illinois (5-10)
	9	King, Joey	Nov 13	UMKC (6-9)
3FG % (min 3 FG)	1.000	King, Joey	Nov 27	Neb.-Omaha (4-4)
	1.000	Morris, Carlos	Dec 30	at Ohio State (3-3)
	0.857	King, Joey	Nov 20	vs Missouri State (6-7)
FT Made	11	Mason, Nate	Nov 19	vs Temple (11-12)
	9	King, Joey	Nov 15	La.-Monroe (9-10)
	9	King, Joey	Dec 05	South Dakota (9-10) (& 1 other)
FT Attempt	12	Mason, Nate	Nov 19	vs Temple (11-12)
	12	Murphy, Jordan	Dec 16	Chicago State (6-12)
	11	Murphy, Jordan	Dec 05	South Dakota (7-11)
FT % (min 3 FT)	1.000	Dorsey, Kevin	Dec 12	vs Oklahoma State (6-6)
	1.000	King, Joey	Jan 05	at Penn State (6-6)
	1.000	Mason, Nate	Jan 20	at Michigan (6-6) (& 17 others)
Off. Reb.	8	Murphy, Jordan	Nov 30	Clemson
	7	Murphy, Jordan	Dec 16	Chicago State
	6	Murphy, Jordan	Dec 05	South Dakota (& 1 other)
Def. Reb.	11	Murphy, Jordan	Dec 05	South Dakota
	11	Murphy, Jordan	Dec 16	Chicago State
	9	Konate, Bakary	Dec 23	Milwaukee
Tot. Reb.	18	Murphy, Jordan	Dec 16	Chicago State (7+11)
	17	Murphy, Jordan	Dec 05	South Dakota (6+11)
	14	Murphy, Jordan	Feb 23	Rutgers (6+8)
Assist	12	Mason, Nate	Jan 27	Purdue
	8	Mason, Nate	Nov 27	Neb.-Omaha
	8	Mason, Nate	Nov 30	Clemson (& 1 other)
Turnover	7	Dorsey, Kevin	Nov 13	UMKC
	7	Sharp, Stephon	Feb 28	at Illinois
	6	Murphy, Jordan	Feb 28	at Illinois
Block	4	Konate, Bakary	Dec 05	South Dakota
	4	Murphy, Jordan	Jan 27	Purdue
	3	Konate, Bakary	Nov 13	UMKC (& 5 others)
Steal	4	Gilbert, Ahmad	Jan 12	at Nebraska
	4	McBrayer, Dupree	Feb 18	Maryland
	4	King, Joey	Feb 23	Rutgers (& 1 other)
Minutes	43	King, Joey	Dec 05	South Dakota
	42	Mason, Nate	Dec 05	South Dakota
	42	Mason, Nate	Jan 23	Illinois

Minnesota Basketball
2015-16 Individual Highs as of Sun, Feb 28, 2016
All Games
Minnesota

Statistic		Player	Date	Opponent
Points	25	Mason, Nate	Jan 20	at Michigan (9-16,1-4,6-6)
	24	Murphy, Jordan	Nov 30	Clemson (9-16,1-1,5-7)
	24	Morris, Carlos	Dec 23	Milwaukee (10-18,2-3,2-3)
FG Made	10	Morris, Carlos	Dec 23	Milwaukee (10-18)
	10	Dorsey, Kevin	Jan 30	at Indiana (10-19)
	10	Murphy, Jordan	Feb 28	at Illinois (10-21)
FG Attempt	21	Mason, Nate	Jan 30	at Indiana (8-21)
	21	Murphy, Jordan	Feb 28	at Illinois (10-21)
	19	Dorsey, Kevin	Jan 30	at Indiana (10-19)
FG % (min 5 FG)	0.750	King, Joey	Nov 20	vs Missouri State (6-8)
	0.750	King, Joey	Nov 30	Clemson (6-8)
	0.714	King, Joey	Nov 27	Neb.-Omaha (5-7) (& 3 others)
3FG Made	6	King, Joey	Nov 13	UMKC (6-9)
	6	King, Joey	Nov 20	vs Missouri State (6-7)
	5	King, Joey	Jan 23	Illinois (5-14) (& 1 other)
3FG Att.	14	King, Joey	Jan 23	Illinois (5-14)
	10	Mason, Nate	Jan 23	Illinois (5-10)
	9	King, Joey	Nov 13	UMKC (6-9)
3FG % (min 3 FG)	1.000	King, Joey	Nov 27	Neb.-Omaha (4-4)
	1.000	Morris, Carlos	Dec 30	at Ohio State (3-3)
	0.857	King, Joey	Nov 20	vs Missouri State (6-7)
FT Made	11	Mason, Nate	Nov 19	vs Temple (11-12)
	9	King, Joey	Nov 15	La.-Monroe (9-10)
	9	King, Joey	Dec 05	South Dakota (9-10) (& 1 other)
FT Attempt	12	Mason, Nate	Nov 19	vs Temple (11-12)
	12	Murphy, Jordan	Dec 16	Chicago State (6-12)
	11	Murphy, Jordan	Dec 05	South Dakota (7-11)
FT % (min 3 FT)	1.000	Dorsey, Kevin	Dec 12	vs Oklahoma State (6-6)
	1.000	King, Joey	Jan 05	at Penn State (6-6)
	1.000	Mason, Nate	Jan 20	at Michigan (6-6) (& 17 others)
Off. Reb.	8	Murphy, Jordan	Nov 30	Clemson
	7	Murphy, Jordan	Dec 16	Chicago State
	6	Murphy, Jordan	Dec 05	South Dakota (& 1 other)
Def. Reb.	11	Murphy, Jordan	Dec 05	South Dakota
	11	Murphy, Jordan	Dec 16	Chicago State
	9	Konate, Bakary	Dec 23	Milwaukee
Tot. Reb.	18	Murphy, Jordan	Dec 16	Chicago State (7+11)
	17	Murphy, Jordan	Dec 05	South Dakota (6+11)
	14	Murphy, Jordan	Feb 23	Rutgers (6+8)
Assist	12	Mason, Nate	Jan 27	Purdue
	8	Mason, Nate	Nov 27	Neb.-Omaha
	8	Mason, Nate	Nov 30	Clemson (& 1 other)
Turnover	7	Dorsey, Kevin	Nov 13	UMKC
	7	Sharp, Stephon	Feb 28	at Illinois
	6	Murphy, Jordan	Feb 28	at Illinois
Block	4	Konate, Bakary	Dec 05	South Dakota
	4	Murphy, Jordan	Jan 27	Purdue
	3	Konate, Bakary	Nov 13	UMKC (& 5 others)
Steal	4	Gilbert, Ahmad	Jan 12	at Nebraska
	4	McBrayer, Dupree	Feb 18	Maryland
	4	King, Joey	Feb 23	Rutgers (& 1 other)
Minutes	43	King, Joey	Dec 05	South Dakota
	42	Mason, Nate	Dec 05	South Dakota
	42	Mason, Nate	Jan 23	Illinois

Minnesota Basketball

2015-16 Team Leaders as of Sun, Feb 28, 2016

All Games

Includes 28 Games Played

Points (by total)	#	GP	Avg	Starts	#	Games Played	#	Minutes Played	#	GP	Avg
02 Mason, Nate	373	27	13.8	02 Mason, Nate	27	24 King, Joey	28	02 Mason, Nate	880	27	32.2
03 Murphy, Jordan	330	28	11.8	21 Konate, Bakary	24	21 Konate, Bakary	28	24 King, Joey	832	28	29.7
24 King, Joey	329	28	11.8	23 Buggs, Charles	18	03 Murphy, Jordan	28	03 Murphy, Jordan	722	28	25.8
11 Morris, Carlos	236	24	9.8	24 King, Joey	18	02 Mason, Nate	27	11 Morris, Carlos	615	24	25.6
04 Dorsey, Kevin	178	26	6.8	03 Murphy, Jordan	17	01 McBrayer, Dupree	27	01 McBrayer, Dupree	613	27	22.7
01 McBrayer, Dupree	159	27	5.9	11 Morris, Carlos	16	04 Dorsey, Kevin	26	21 Konate, Bakary	583	28	20.8
23 Buggs, Charles	135	25	5.4	01 McBrayer, Dupree	14	23 Buggs, Charles	25	23 Buggs, Charles	572	25	22.9
21 Konate, Bakary	125	28	4.5	32 Gilbert, Ahmad	3	11 Morris, Carlos	24	04 Dorsey, Kevin	473	26	18.0
32 Gilbert, Ahmad	51	18	2.8	41 Diedhiou, Gaston	2	41 Diedhiou, Gaston	21	32 Gilbert, Ahmad	199	18	11.1
15 Sharp, Stephon	23	12	1.9	15 Sharp, Stephon	1	32 Gilbert, Ahmad	18	41 Diedhiou, Gaston	104	21	4.9
41 Diedhiou, Gaston	14	21	0.7	30 Lukashewich, Mike	0	15 Sharp, Stephon	12	15 Sharp, Stephon	78	12	6.5
30 Lukashewich, Mike	2	1	2.0	04 Dorsey, Kevin	0	10 Haugh, Darin	3	10 Haugh, Darin	3	3	1.0
10 Haugh, Darin	0	3	0.0	10 Haugh, Darin	0	30 Lukashewich, Mike	1	30 Lukashewich, Mike	1	1	1.0

Field Goals

Percentage	Made	Att	Pct	Made	#	GP	Avg	Attempt	#	GP	Avg
30 Lukashewich, Mike	1	1	1.000	02 Mason, Nate	130	27	4.8	02 Mason, Nate	334	27	12.4
15 Sharp, Stephon	7	13	0.538	03 Murphy, Jordan	122	28	4.4	03 Murphy, Jordan	246	28	8.8
21 Konate, Bakary	48	91	0.527	24 King, Joey	98	28	3.5	24 King, Joey	226	28	8.1
03 Murphy, Jordan	122	246	0.496	11 Morris, Carlos	86	24	3.6	11 Morris, Carlos	221	24	9.2
23 Buggs, Charles	48	108	0.444	04 Dorsey, Kevin	58	26	2.2	04 Dorsey, Kevin	161	26	6.2
24 King, Joey	98	226	0.434	23 Buggs, Charles	48	25	1.9	01 McBrayer, Dupree	135	27	5.0
02 Mason, Nate	130	334	0.389	21 Konate, Bakary	48	28	1.7	23 Buggs, Charles	108	25	4.3
11 Morris, Carlos	86	221	0.389	01 McBrayer, Dupree	44	27	1.6	21 Konate, Bakary	91	28	3.2
04 Dorsey, Kevin	58	161	0.360	32 Gilbert, Ahmad	19	18	1.1	32 Gilbert, Ahmad	62	18	3.4
01 McBrayer, Dupree	44	135	0.326	15 Sharp, Stephon	7	12	0.6	41 Diedhiou, Gaston	16	21	0.8
41 Diedhiou, Gaston	5	16	0.312	41 Diedhiou, Gaston	5	21	0.2	15 Sharp, Stephon	13	12	1.1
32 Gilbert, Ahmad	19	62	0.306	30 Lukashewich, Mike	1	1	1.0	30 Lukashewich, Mike	1	1	1.0
10 Haugh, Darin	0	0	0.000	10 Haugh, Darin	0	3	0.0	10 Haugh, Darin	0	3	0.0

3 Pt. Field Goals

Percentage	Made	Att	Pct	Made	#	GP	Avg	Attempt	#	GP	Avg
15 Sharp, Stephon	4	7	0.571	24 King, Joey	59	28	2.1	24 King, Joey	142	28	5.1
24 King, Joey	59	142	0.415	02 Mason, Nate	39	27	1.4	02 Mason, Nate	129	27	4.8
11 Morris, Carlos	25	71	0.352	11 Morris, Carlos	25	24	1.0	11 Morris, Carlos	71	24	3.0
23 Buggs, Charles	19	61	0.311	23 Buggs, Charles	19	25	0.8	23 Buggs, Charles	61	25	2.4
02 Mason, Nate	39	129	0.302	01 McBrayer, Dupree	12	27	0.4	01 McBrayer, Dupree	48	27	1.8
01 McBrayer, Dupree	12	48	0.250	03 Murphy, Jordan	8	28	0.3	04 Dorsey, Kevin	43	26	1.7
03 Murphy, Jordan	8	34	0.235	04 Dorsey, Kevin	8	26	0.3	32 Gilbert, Ahmad	35	18	1.9
32 Gilbert, Ahmad	8	35	0.229	32 Gilbert, Ahmad	8	18	0.4	03 Murphy, Jordan	34	28	1.2
04 Dorsey, Kevin	8	43	0.186	15 Sharp, Stephon	4	12	0.3	15 Sharp, Stephon	7	12	0.6
21 Konate, Bakary	0	1	0.000	21 Konate, Bakary	0	28	0.0	21 Konate, Bakary	1	28	0.0
30 Lukashewich, Mike	0	0	0.000	30 Lukashewich, Mike	0	1	0.0	30 Lukashewich, Mike	0	1	0.0
41 Diedhiou, Gaston	0	0	0.000	41 Diedhiou, Gaston	0	21	0.0	41 Diedhiou, Gaston	0	21	0.0
10 Haugh, Darin	0	0	0.000	10 Haugh, Darin	0	3	0.0	10 Haugh, Darin	0	3	0.0

Free Throws

Percentage	Made	Att	Pct	Made	#	GP	Avg	Attempt	#	GP	Avg
24 King, Joey	74	83	0.892	03 Murphy, Jordan	78	28	2.8	03 Murphy, Jordan	126	28	4.5
02 Mason, Nate	74	93	0.796	24 King, Joey	74	28	2.6	01 McBrayer, Dupree	95	27	3.5
23 Buggs, Charles	20	26	0.769	02 Mason, Nate	74	27	2.7	02 Mason, Nate	93	27	3.4
04 Dorsey, Kevin	54	75	0.720	01 McBrayer, Dupree	59	27	2.2	24 King, Joey	83	28	3.0
15 Sharp, Stephon	5	7	0.714	04 Dorsey, Kevin	54	26	2.1	04 Dorsey, Kevin	75	26	2.9
11 Morris, Carlos	39	57	0.684	11 Morris, Carlos	39	24	1.6	11 Morris, Carlos	57	24	2.4
41 Diedhiou, Gaston	4	6	0.667	21 Konate, Bakary	29	28	1.0	21 Konate, Bakary	44	28	1.6
21 Konate, Bakary	29	44	0.659	23 Buggs, Charles	20	25	0.8	23 Buggs, Charles	26	25	1.0
01 McBrayer, Dupree	59	95	0.621	15 Sharp, Stephon	5	12	0.4	32 Gilbert, Ahmad	9	18	0.5
03 Murphy, Jordan	78	126	0.619	32 Gilbert, Ahmad	5	18	0.3	15 Sharp, Stephon	7	12	0.6
32 Gilbert, Ahmad	5	9	0.556	41 Diedhiou, Gaston	4	21	0.2	41 Diedhiou, Gaston	6	21	0.3
30 Lukashewich, Mike	0	0	0.000	30 Lukashewich, Mike	0	1	0.0	30 Lukashewich, Mike	0	1	0.0
10 Haugh, Darin	0	0	0.000	10 Haugh, Darin	0	3	0.0	10 Haugh, Darin	0	3	0.0

Minnesota Basketball

2015-16 Team Leaders as of Sun, Feb 28, 2016

All Games

Includes 28 Games Played

Points (by total)	#	GP	Avg	Starts	#	Games Played	#	Minutes Played	#	GP	A
02 Mason, Nate	373	27	13.8	02 Mason, Nate	27	24 King, Joey	28	02 Mason, Nate	880	27	3.
03 Murphy, Jordan	330	28	11.8	21 Konate, Bakary	24	21 Konate, Bakary	28	24 King, Joey	832	28	2.
24 King, Joey	329	28	11.8	23 Buggs, Charles	18	03 Murphy, Jordan	28	03 Murphy, Jordan	722	28	2.
11 Morris, Carlos	236	24	9.8	24 King, Joey	18	02 Mason, Nate	27	11 Morris, Carlos	615	24	2.
04 Dorsey, Kevin	178	26	6.8	03 Murphy, Jordan	17	01 McBrayer, Dupree	27	01 McBrayer, Dupree	613	27	2.
01 McBrayer, Dupree	159	27	5.9	11 Morris, Carlos	16	04 Dorsey, Kevin	26	21 Konate, Bakary	583	28	2.
23 Buggs, Charles	135	25	5.4	01 McBrayer, Dupree	14	23 Buggs, Charles	25	23 Buggs, Charles	572	25	2.
21 Konate, Bakary	125	28	4.5	32 Gilbert, Ahmad	3	11 Morris, Carlos	24	04 Dorsey, Kevin	473	26	1.
32 Gilbert, Ahmad	51	18	2.8	41 Diedhiou, Gaston	2	41 Diedhiou, Gaston	21	32 Gilbert, Ahmad	199	18	1.
15 Sharp, Stephon	23	12	1.9	15 Sharp, Stephon	1	32 Gilbert, Ahmad	18	41 Diedhiou, Gaston	104	21	1.
41 Diedhiou, Gaston	14	21	0.7	30 Lukashewich, Mike	0	15 Sharp, Stephon	12	15 Sharp, Stephon	78	12	0.
30 Lukashewich, Mike	2	1	2.0	04 Dorsey, Kevin	0	10 Haugh, Darin	3	10 Haugh, Darin	3	3	0.
10 Haugh, Darin	0	3	0.0	10 Haugh, Darin	0	30 Lukashewich, Mike	1	30 Lukashewich, Mike	1	1	0.

Field Goals

Percentage	Made	Att	Pct	Made	#	GP	Avg	Attempt	#	GP	Avg
30 Lukashewich, Mike	1	1	1.000	02 Mason, Nate	130	27	4.8	02 Mason, Nate	334	27	12.4
15 Sharp, Stephon	7	13	0.538	03 Murphy, Jordan	122	28	4.4	03 Murphy, Jordan	246	28	8.8
21 Konate, Bakary	48	91	0.527	24 King, Joey	98	28	3.5	24 King, Joey	226	28	8.1
03 Murphy, Jordan	122	246	0.496	11 Morris, Carlos	86	24	3.6	11 Morris, Carlos	221	24	9.2
23 Buggs, Charles	48	108	0.444	04 Dorsey, Kevin	58	26	2.2	04 Dorsey, Kevin	161	26	6.2
24 King, Joey	98	226	0.434	23 Buggs, Charles	48	25	1.9	01 McBrayer, Dupree	135	27	5.0
02 Mason, Nate	130	334	0.389	21 Konate, Bakary	48	28	1.7	23 Buggs, Charles	108	25	4.3
11 Morris, Carlos	86	221	0.389	01 McBrayer, Dupree	44	27	1.6	21 Konate, Bakary	91	28	3.2
04 Dorsey, Kevin	58	161	0.360	32 Gilbert, Ahmad	19	18	1.1	32 Gilbert, Ahmad	62	18	3.4
01 McBrayer, Dupree	44	135	0.326	15 Sharp, Stephon	7	12	0.6	41 Diedhiou, Gaston	16	21	0.8
41 Diedhiou, Gaston	5	16	0.312	41 Diedhiou, Gaston	5	21	0.2	15 Sharp, Stephon	13	12	1.1
32 Gilbert, Ahmad	19	62	0.306	30 Lukashewich, Mike	1	1	1.0	30 Lukashewich, Mike	1	1	1.0
10 Haugh, Darin	0	0	0.000	10 Haugh, Darin	0	3	0.0	10 Haugh, Darin	0	3	0.0

3 Pt. Field Goals

Percentage	Made	Att	Pct	Made	#	GP	Avg	Attempt	#	GP	Avg
15 Sharp, Stephon	4	7	0.571	24 King, Joey	59	28	2.1	24 King, Joey	142	28	5.1
24 King, Joey	59	142	0.415	02 Mason, Nate	39	27	1.4	02 Mason, Nate	129	27	4.8
11 Morris, Carlos	25	71	0.352	11 Morris, Carlos	25	24	1.0	11 Morris, Carlos	71	24	3.0
23 Buggs, Charles	19	61	0.311	23 Buggs, Charles	19	25	0.8	23 Buggs, Charles	61	25	2.4
02 Mason, Nate	39	129	0.302	01 McBrayer, Dupree	12	27	0.4	01 McBrayer, Dupree	48	27	1.8
01 McBrayer, Dupree	12	48	0.250	03 Murphy, Jordan	8	28	0.3	04 Dorsey, Kevin	43	26	1.7
03 Murphy, Jordan	8	34	0.235	04 Dorsey, Kevin	8	26	0.3	32 Gilbert, Ahmad	35	18	1.9
32 Gilbert, Ahmad	8	35	0.229	32 Gilbert, Ahmad	8	18	0.4	03 Murphy, Jordan	34	28	1.2
04 Dorsey, Kevin	8	43	0.186	15 Sharp, Stephon	4	12	0.3	15 Sharp, Stephon	7	12	0.6
21 Konate, Bakary	0	1	0.000	21 Konate, Bakary	0	28	0.0	21 Konate, Bakary	1	28	0.0
30 Lukashewich, Mike	0	0	0.000	30 Lukashewich, Mike	0	1	0.0	30 Lukashewich, Mike	0	1	0.0
41 Diedhiou, Gaston	0	0	0.000	41 Diedhiou, Gaston	0	21	0.0	41 Diedhiou, Gaston	0	21	0.0
10 Haugh, Darin	0	0	0.000	10 Haugh, Darin	0	3	0.0	10 Haugh, Darin	0	3	0.0

Free Throws

Percentage	Made	Att	Pct	Made	#	GP	Avg	Attempt	#	GP	Avg
24 King, Joey	74	83	0.892	03 Murphy, Jordan	78	28	2.8	03 Murphy, Jordan	126	28	4.5
02 Mason, Nate	74	93	0.796	24 King, Joey	74	28	2.6	01 McBrayer, Dupree	95	27	3.5
23 Buggs, Charles	20	26	0.769	02 Mason, Nate	74	27	2.7	02 Mason, Nate	93	27	3.4
04 Dorsey, Kevin	54	75	0.720	01 McBrayer, Dupree	59	27	2.2	24 King, Joey	83	28	3.0
15 Sharp, Stephon	5	7	0.714	04 Dorsey, Kevin	54	26	2.1	04 Dorsey, Kevin	75	26	2.9
11 Morris, Carlos	39	57	0.684	11 Morris, Carlos	39	24	1.6	11 Morris, Carlos	57	24	2.4
41 Diedhiou, Gaston	4	6	0.667	21 Konate, Bakary	29	28	1.0	21 Konate, Bakary	44	28	1.6
21 Konate, Bakary	29	44	0.659	23 Buggs, Charles	20	25	0.8	23 Buggs, Charles	26	25	1.0
01 McBrayer, Dupree	59	95	0.621	15 Sharp, Stephon	5	12	0.4	32 Gilbert, Ahmad	9	18	0.5
03 Murphy, Jordan	78	126	0.619	32 Gilbert, Ahmad	5	18	0.3	15 Sharp, Stephon	7	12	0.6
32 Gilbert, Ahmad	5	9	0.556	41 Diedhiou, Gaston	4	21	0.2	41 Diedhiou, Gaston	6	21	0.3
30 Lukashewich, Mike	0	0	0.000	30 Lukashewich, Mike	0	1	0.0	30 Lukashewich, Mike	0	1	0.0
10 Haugh, Darin	0	0	0.000	10 Haugh, Darin	0	3	0.0	10 Haugh, Darin	0	3	0.0

Minnesota Basketball

2015-16 Team Totals as of Sun, Feb 28, 2016

Conference Games

Record 2-14	Home 2-6	Away 0-8	Neutral 0-0																		
Name	GP-GS	Min	Avg	Total		3 Pt		FT-FTA		Rebounds				PF DQ		A TO BLK STL				Pts Avg	
				FG-FGA	Pct	FG-FGA	Pct	Pct	Pct	Off	Def	Tot	Avg								
02 Mason, Nate	15-15	491	32.7	81-207	0.391	22-74	0.297	39-50	0.780	5	45	50	3.3	26	0	68	26	0	11	223	14.9
03 Murphy, Jordan	16-16	439	27.4	79-163	0.485	4-23	0.174	39-62	0.629	41	81	122	7.6	59	3	6	29	14	15	201	12.6
24 King, Joey	16-6	460	28.8	47-121	0.388	32-81	0.395	38-43	0.884	15	50	65	4.1	45	3	17	12	3	6	164	10.2
11 Morris, Carlos	12-4	267	22.2	35-91	0.385	9-31	0.290	20-28	0.714	3	28	31	2.6	18	0	15	18	1	12	99	8.2
01 McBrayer, Dupree	15-11	400	26.7	34-85	0.400	10-26	0.385	33-57	0.579	5	38	43	2.9	28	0	47	23	2	18	111	7.4
04 Dorsey, Kevin	15-0	265	17.7	36-95	0.379	3-20	0.150	22-33	0.667	9	22	31	2.1	25	0	21	17	3	4	97	6.5
21 Konate, Bakary	16-14	337	21.1	28-50	0.560	0-0	-	13-17	0.765	17	52	69	4.3	51	0	6	16	12	3	69	4.3
32 Gilbert, Ahmad	11-3	164	14.9	14-49	0.286	6-26	0.231	5-8	0.625	6	17	23	2.1	11	0	9	6	1	9	39	3.5
23 Buggs, Charles	14-10	287	20.5	14-43	0.326	5-29	0.172	6-9	0.667	4	22	26	1.9	25	1	4	13	6	5	39	2.8
15 Sharp, Stephon	8-1	63	7.9	6-11	0.545	4-7	0.571	4-6	0.667	1	2	3	0.4	6	0	2	7	1	1	20	2.5
30 Lukashewich, Mike	1-0	1	1.0	1-1	1.000	0-0	-	0-0	-	0	0	0	0.0	0	0	0	0	0	0	2	2.0
41 Diedhiou, Gaston	11-0	49	4.5	2-4	0.500	0-0	-	4-6	0.667	3	4	7	0.6	10	0	0	1	1	0	8	0.7
10 Haugh, Darin	2-0	2	1.0	0-0	-	0-0	-	0-0	-	0	0	0	0.0	0	0	0	0	0	0	0	0.0
TM TEAM				0-0	-	0-0	-			33	22	55	3.4			10				0	0.0
	GP-GS	Min	Avg	FG-FGA	Pct	FG-FGA	Pct	FT-FTA	Pct	Off	Def	Tot	Avg	PF	DQ	A	TO	BLK	STL	Pts	Avg
MINN Total	16			377-920	0.410	95-317	0.300	223-319	0.699	142	383	525	32.8	304	7	195	178	44	84	1072	67.0
Opponents	16			417-893	0.467	116-319	0.364	253-342	0.740	144	444	588	36.8	297	-	241	195	75	84	1203	75.2
MINN Average				23.6-57.5		5.9-19.8		13.9-19.9		8.9	23.9	32.8		19.0		12.2	11.1	2.8	5.2	67.0	
Opp. Average				26.1-55.8		7.2-19.9		15.8-21.4		9.0	27.8	36.8		18.6		15.1	12.2	4.7	5.2	75.2	

Date	Opponent	Score	Record	Attendance	Location
Dec 30	at Ohio State*	L 63-78	0-1; 0-1	13,701	Columbus, Ohio (Value City Arena)
Jan 02	Michigan State*	L 61-69	0-2; 0-2	12,836	Minneapolis, Minn. (Williams Arena)
Jan 05	at Penn State*	L 77-86	0-3; 0-3	5,892	Bryce Jordan Ctr. (University Park, Pa.)
Jan 09	Northwestern*	L 52-77	0-4; 0-4	10,436	Minneapolis, Minn. (Williams Arena)
Jan 12	at Nebraska*	L 59-84	0-5; 0-5	15,628	Pinnacle Bank Arena (Lincoln, Neb.)
Jan 16	Indiana*	L 63-70	0-6; 0-6	11,176	Minneapolis, Minn. (Williams Arena)
Jan 20	at Michigan*	L 69-74	0-7; 0-7	11,726	Crisler Center, Ann Arbor, MI
Jan 23	Illinois*	L 71-76 (OT)	0-8; 0-8	11,026	Minneapolis, Minn. (Williams Arena)
Jan 27	Purdue*	L 64-68	0-9; 0-9	10,484	Minneapolis, Minn. (Williams Arena)
Jan 30	at Indiana*	L 68-74	0-10; 0-10	17,472	Bloomington, Ind. Assembly Hall
Feb 04	at Northwestern*	L 58-82	0-11; 0-11	7,015	Evanston, Ill. (Welsh-Ryan Arena)
Feb 10	Michigan*	L 74-82	0-12; 0-12	11,137	Minneapolis, Minn. (Williams Arena)
Feb 14	at Iowa*	L 71-75	0-13; 0-13	15,400	Carver-Hawkeye Arena - Iowa City, IA
Feb 18	Maryland*	W 68-63	1-13; 1-13	10,768	Minneapolis, Minn. (Williams Arena)
Feb 23	Rutgers*	W 83-61	2-13; 2-13	10,333	Minneapolis, Minn. (Williams Arena)
Feb 28	at Illinois*	L 71-84	2-14; 2-14	12,008	State Farm Center, Champaign, Ill.

* indicates conference games



Minnesota Basketball

2015-16 Team Totals as of Sun, Feb 28, 2016

All Games

Record 8-20	Home 7-9	Away 0-8	Neutral 1-3																		
Name	GP-GS	Min	Avg	Total		3 Pt		FT-FTA		Rebounds				PF DQ		A TO BLK STL				Pts Avg	
				FG-FGA	Pct	FG-FGA	Pct	Pct	Pct	Off	Def	Tot	Avg								
02 Mason, Nate	27-27	880	32.6	130-334	0.389	39-129	0.302	74-93	0.796	8	68	76	2.8	53	1	121	46	1	24	373	13.8
03 Murphy, Jordan	28-17	722	25.8	122-246	0.496	8-34	0.235	78-126	0.619	80	148	228	8.1	96	5	14	44	29	28	330	11.8
24 King, Joey	28-18	832	29.7	98-226	0.434	59-142	0.415	74-83	0.892	27	79	106	3.8	81	4	38	25	9	15	329	11.8
11 Morris, Carlos	24-16	615	25.6	86-221	0.389	25-71	0.352	39-57	0.684	13	75	88	3.7	32	0	34	44	7	19	236	9.8
04 Dorsey, Kevin	26-0	473	18.2	58-161	0.360	8-43	0.186	54-75	0.720	11	49	60	2.3	43	0	37	36	6	12	178	6.8
01 McBrayer, Dupree	27-14	613	22.7	44-135	0.326	12-48	0.250	59-95	0.621	7	55	62	2.3	50	0	68	32	4	27	159	5.9
23 Buggs, Charles	25-18	572	22.9	48-108	0.444	19-61	0.311	20-26	0.769	18	57	75	3.0	42	1	15	23	13	12	135	5.4
21 Konate, Bakary	28-24	583	20.8	48-91	0.527	0-1	0.000	29-44	0.659	36	89	125	4.5	78	1	10	31	31	6	125	4.5
32 Gilbert, Ahmad	18-3	199	11.1	19-62	0.306	8-35	0.229	5-9	0.556	6	19	25	1.4	15	0	12	6	2	9	51	2.8
30 Lukashewich, Mike	1-0	1	1.0	1-1	1.000	0-0	-	0-0	-	0	0	0	0.0	0	0	0	0	0	0	2	2.0
15 Sharp, Stephon	12-1	78	6.5	7-13	0.538	4-7	0.571	5-7	0.714	1	3	4	0.3	8	0	4	7	2	1	23	1.9
41 Diedhiou, Gaston	21-2	104	5.0	5-16	0.312	0-0	-	4-6	0.667	8	7	15	0.7	18	0	0	3	2	2	14	0.7
10 Haugh, Darin	3-0	3	1.0	0-0	-	0-0	-	0-0	-	0	0	0	0.0	0	0	0	0	0	0	0	0.0
TM TEAM				0-0	-	0-0	-			58	44	102	3.6				13			0	0.0
	GP-GS	Min	Avg	FG-FGA	Pct	FG-FGA	Pct	FT-FTA	Pct	Off	Def	Tot	Avg	PF	DQ	A	TO	BLK	STL	Pts	Avg
MINN Total	28			666-1614	0.413	182-571	0.319	441-621	0.710	273	693	966	34.5	517	12	353	310	106	155	1955	69.8
Opponents	28			725-1622	0.447	206-555	0.371	416-566	0.735	283	772	1055	37.7	561	-	426	348	110	141	2072	74.0
MINN Average				23.8-57.6		6.5-20.4		15.8-22.2		9.8	24.8	34.5		18.5		12.6	11.1	3.8	5.5	69.8	
Opp. Average				25.9-57.9		7.4-19.8		14.9-20.2		10.1	27.6	37.7		20.0		15.2	12.4	3.9	5.0	74.0	

Date	Opponent		Score	Record	Attendance	Location
Nov 13	UMKC	W	76-58	1-0	9,744	Minneapolis, Minn. (Williams Arena)
Nov 15	La.-Monroe	W	67-56	2-0	9,915	Minneapolis, Minn. (Williams Arena)
Nov 19	vs Temple	L	70-75	2-1	1,601	San Juan, PR (Roberto Clemente Coliseum)
Nov 20	vs Missouri State	W	74-69	3-1	1,814	Coliseo Roberto Clemente (San Juan, PR) Game 5 of the Ninth Annual Puerto Rico Tip-Off
Nov 22	vs Texas Tech	L	68-81	3-2	1,492	Coliseo Roberto Clemente (San Juan, PR) Game 10 of the Ninth Annual Puerto Rico Tip-Off Touname
Nov 27	Neb.-Omaha	W	93-90	4-2	9,976	Minneapolis, Minn. (Williams Arena)
Nov 30	Clemson	W	89-83	5-2	10,229	Minneapolis, Minn. (Williams Arena)
Dec 05	South Dakota	L	81-85 (OT)	5-3	10,754	Minneapolis, Minn. (Williams Arena)
Dec 08	South Dakota State	L	70-84	5-4	10,378	Minneapolis, Minn. (Williams Arena)
Dec 12	vs Oklahoma State	L	60-62	5-5	3,250	Sanford Pentagon Sioux Falls, SD
Dec 16	Chicago State	W	70-52	6-5	10,175	Minneapolis, Minn. (Williams Arena)
Dec 23	Milwaukee	L	65-74	6-6	10,364	Minneapolis, Minn. (Williams Arena)
Dec 30	at Ohio State*	L	63-78	6-7; 0-1	13,701	Columbus, Ohio (Value City Arena)
Jan 02	Michigan State*	L	61-69	6-8; 0-2	12,836	Minneapolis, Minn. (Williams Arena)
Jan 05	at Penn State*	L	77-86	6-9; 0-3	5,892	Bryce Jordan Ctr. (University Park, Pa.)
Jan 09	Northwestern*	L	52-77	6-10; 0-4	10,436	Minneapolis, Minn. (Williams Arena)
Jan 12	at Nebraska*	L	59-84	6-11; 0-5	15,628	Pinnacle Bank Arena (Lincoln, Neb.) Actual Attendance: 12327
Jan 16	Indiana*	L	63-70	6-12; 0-6	11,176	Minneapolis, Minn. (Williams Arena)
Jan 20	at Michigan*	L	69-74	6-13; 0-7	11,726	Crisler Center, Ann Arbor, MI Game Duration 1:58
Jan 23	Illinois*	L	71-76 (OT)	6-14; 0-8	11,026	Minneapolis, Minn. (Williams Arena)
Jan 27	Purdue*	L	64-68	6-15; 0-9	10,484	Minneapolis, Minn. (Williams Arena)
Jan 30	at Indiana*	L	68-74	6-16; 0-10	17,472	Bloomington, Ind. Assembly Hall
Feb 04	at Northwestern*	L	58-82	6-17; 0-11	7,015	Evanston, Ill. (Welsh-Ryan Arena)
Feb 10	Michigan*	L	74-82	6-18; 0-12	11,137	Minneapolis, Minn. (Williams Arena)
Feb 14	at Iowa*	L	71-75	6-19; 0-13	15,400	Carver-Hawkeye Arena - Iowa City, IA Fouled Out - Minnesota: Buggs (00:01)
Feb 18	Maryland*	W	68-63	7-19; 1-13	10,768	Minneapolis, Minn. (Williams Arena)
Feb 23	Rutgers*	W	83-61	8-19; 2-13	10,333	Minneapolis, Minn. (Williams Arena)
Feb 28	at Illinois*	L	71-84	8-20; 2-14	12,008	State Farm Center, Champaign, Ill.

* indicates conference games