WISCONSIN BASKETBALL

21 NCAA Tournaments (17 consecutive) ▪ 4 Final Fours (1941, 2000, 2014, 2015) ▪ 18 Big Ten Championships ▪ 21 Consensus All-Americans

2015-16 SCHEDULE

Date	Opponent	Time
NOV. 13	WESTERN ILLINOIS	L, 67-69
NOV. 15	SIENA	W, 92-65
NOV. 17	NORTH DAKOTA	W, 78-64
2K Classic – New York City		
Nov. 20	vs. Georgetown	L, 61-71
Nov. 22	vs. VCU	W, 74-73
NOV. 25	PRAIRIE VIEW	W, 85-67
Nov. 29	at Oklahoma [7]	L, 48-65
Big Ten/ACC Challenge		
Dec. 2	at Syracuse [14]	W, 66-58 ot
DEC. 5	TEMPLE	W, 76-60
DEC. 9	MILWAUKEE	L, 67-68
DEC. 12	MARQUETTE	L, 55-57
DEC. 15	TA&M CORPUS CHRISTI	W, 64-49
DEC. 23	GREEN BAY	W, 84-79
DEC. 29	PURDUE [14]	L, 55-61
JAN. 2	RUTGERS	W, 79-57
Jan. 5	at Indiana	L, 58-59
JAN. 9	MARYLAND [3]	L, 60-63
Jan. 12	at Northwestern	L, 65-70
JAN. 17	MICHIGAN STATE [4]	W, 77-76
Jan. 21	at Penn State	W, 66-60
JAN. 26	INDIANA [19]	W, 82-79 ot
Jan. 31	at Illinois	W, 63-55
FEB. 4	OHIO STATE	W, 79-68
FEB. 10	NEBRASKA	6 pm
Feb. 13	at Maryland [2]	5:30 pm
Feb. 18	at Michigan State	8 pm
FEB. 21	ILLINOIS	6:30 pm
Feb. 24	at Iowa	8 pm
FEB. 28	MICHIGAN	5 pm
March 2	at Minnesota	8 pm
March 5/6	at Purdue	TBA
Big Ten Tournament – Banker's Life (Indy)		
Mar. 9-13	at Big Ten Tournament	

All times Central

FOLLOW THE #BADGERS:

- ▶ **WEBSITE:** www.UWBadgers.com
- ▶ **TWITTER:** @BadgerMBB
- ▶ **FACEBOOK:** /WisconsinMensBasketball
- ▶ **INSTAGRAM:** @BadgerMBB
- ▶ **YOUTUBE:** WisconsinBadgers
- ▶ **SNAPCHAT:** OfficialBadgers

MOBILE APP: BADGER GAMEDAY

Improved for the 2014 season, the free Badger Gameday app for iPhone, iPad and Android devices offers fans a wide variety of information on the Badgers.

WISCONSIN (14-9, 6-4) vs. NEBRASKA (13-11, 5-6)

WEDNESDAY, FEB. 10, 2016 ▪ 6 P.M. (CT) ▪ MADISON, WIS. ▪ KOHL CENTER ▪ BIG TEN NETWORK

Location . . . . . Madison, Wis.
Site . . . . . Kohl Center (17,287)
TV. . . . . Big Ten Network (Jeff Levering & Stephen Bardo)
Radio. . . Badger Radio Network (Matt Lepay & Mike Lucas)

All-Time Series. . . . . Series tied 11-11
All-Time in Madison . . . . . WIS leads 6-2
Last Meeting . . . . . Wisconsin won, 65-55 Lincoln, Neb. (2/10/15)
Active Series Streak . . . . . UW has won 2 straight

NEBRASKA CORNHUSKERS
Rankings (AP/Coaches) . . . . . NR/NR
Record (Big Ten) 13-11 (5-6)
Head Coach . . . . . Tim Miles
Record at Nebraska (Years) 60-60 (4th)

WISCONSIN BADGERS
Rankings (AP/Coaches) . . . . . NR/NR
Record (Big Ten) 14-9 (6-4)
Head Coach . . . . . Greg Gard
Record at Wisconsin (Years) 7-4 (1st)

UW LOOKS TO EXTEND B1G'S LONGEST WIN STREAK

▶ Winners of 5 straight, the Badgers will host Nebraska on Feb. 10. Dating back to 2014, UW has won 13 straight home games vs. unranked B1G foes.

▶ Up next, UW will travel to No. 2 Maryland on Saturday, Feb. 13 at 5:30 p.m. on ESPN. The Badgers have won 7 of their last 10 meetings with top-5 teams.

During UW's 5-game win streak, Nigel Hayes is averaging 21.8 ppg, shooting 11.4 FTAs per game.

NOTES TO KNOW

1 TURNING THE CORNER: After suffering 4 Big Ten losses by an average of 3.8 points, UW has started winning the close games. Overall, the Badgers have played a total of 8 games decided by 3 points or less, 2nd most in the nation.

2 RESUME BUILDING: According to ESPN.com, Wisconsin has faced the 9th-toughest schedule in the nation. UW has notched 4 top-50 RPI wins. Iowa (7) and Michigan State (5) are the only other Big Ten teams with at least 4 wins.

3 CHANGING OF THE GARD: The Badgers are 7-4 since Greg Gard assumed the head coaching duties on Dec. 15 and are in the midst of a 5-game win streak. During that streak, UW is averaging 73.4 ppg, going 106-for-145 (.731) from the free throw line. This marks the 3rd-straight season the Badgers have had a 5-game Big Ten win streak.

4 HAYES-ING: Preseason All-Big Ten pick Nigel Hayes is 1 of just 3 major conference players averaging at least 17.0 ppg, 6.0 rpg and 3.5 apg. He is 6th in the B1G in scoring at 17.1 ppg, but has averaged 21.8 ppg over the last 5.

5 TAKING WHAT'S FREE: UW ranks 2nd in the Big Ten, averaging 22.0 FTAs per game. Over the last 5 games, the Badgers have taken it to another level averaging 29.0 FTAs per game. Nigel Hayes is 44-for-57 (.772) over that stretch.

6 HAPP PUSHING FOR FRESHMAN OF THE YEAR: A three-time Big Ten Freshman of the Week, Ethan Happ is making his claim as the Big Ten's top rookie. Off a career-high 25 points vs. Indiana (1/26), Happ leads the Big Ten in doubles-doubles (7), ranks 3rd in rebounding (8.1 rpg) and is 3rd among Big Ten freshman in scoring (12.3 ppg).

7 ANOTHER TOP-5 TAKEDOWN: Including the win over No. 4 MSU, UW has won 7 of its last 10 games vs. the AP top 5 dating back to 2013. During that span, no other Big Ten team has a winning record or more than five top-5 wins.

8 KOENIG HEATING UP: Bronson Koenig ranks 2nd on the Badgers averaging 13.4 ppg, shooting 38.1% from 3-point range. The junior guard has hit a triple in 34 consecutive games, the 5th-longest streak in the country.

9 THAT 70S SHOW: Wisconsin has won 30 consecutive games when scoring at least 70 points.

WISCONSIN'S PROBABLE STARTERS

No.	Name	Pos.	Yr.	Pts.	Reb.	Ast.	Notes
3	Zak Showalter	G	Jr.	7.5	4.1	2.2	Career-high 21 points (8-8 FGs) vs. RUT; 27 steals this season
10	Nigel Hayes	F	Jr.	17.1	6.0	3.5	31 pts (17-22 FTs) vs. IND; Last 5 games: 21.8 ppg (44-58 FTs)
22	Ethan Happ	F	R-Fr.	12.3	8.1	1.0	B1G-high 7 dbl-dbls; Career-high 25 vs. IND; 2nd in B1G w/34 stls
24	Bronson Koenig	G	Jr.	13.4	2.3	2.2	Career-high 27 points (4-8 3FGs) vs. MSU; 38.1% 3FGs
30	Vitto Brown	F	Jr.	8.6	5.0	0.5	6.8 ppg increase from last season is 5th-highest jump in B1G

WISCONSIN'S KEY RESERVES

No.	Name	Pos.	Yr.	Pts.	Reb.	Ast.	Notes
5	Aaron Moesch	F	R-So.	0.4	0.5	0.1	Walk-on played career-high 13 min. vs. IND; 7.8 mpg in last 4
11	Jordan Hill	G	R-So	3.0	1.5	0.7	13 pts in 32 min. vs. IND; Avg. 4.9 ppg/21.5 mpg under Gard
15	Charlie Thomas	F	Fr.	3.1	2.3	0.2	Career-high 12 points vs. Prairie View A&M
21	Khalil Iverson	G	Fr.	3.0	2.1	0.5	Career-high 10 pts, 5 reb in 30 min. at ILL; Avg. 14.3 mpg
25	Alex Illikainen	F	Fr.	2.8	1.6	0.5	9 pts, 7 reb in 26 min. at PSU; Avg. 16.3 mpg under Gard

Men's Basketball Contact: Patrick Herb | **Office:** 608-890-2477 | **Cell:** 608-957-2085 | **E-mail:** pah@UWBadgers.com
Athletic Communications Office ▪ University of Wisconsin ▪ Kellner Hall ▪ 1440 Monroe Street ▪ Madison, WI 53711

WISCONSIN BASKETBALL

0 Will Decorah
G, Jr., 6-4, 205
Waunakee, Wis.

1 Brevin Pritzl
G, Fr., 6-3, 185
De Pere, Wis.

2 Jordan Smith
G, R-Sr., 6-3, 181
Orono, Minn.

3 Zak Showalter
G, R-Jr., 6-2, 184
Germantown, Wis.



4 Matt Ferris
G, So., 6-6, 196
Appleton, Wis.

5 Aaron Moesch
F, R-So., 6-8, 211
Green Bay, Wis.

10 Nigel Hayes
F, Jr., 6-8, 240
Toledo, Ohio

11 Jordan Hill
G, R-So., 6-3, 178
Pasadena, Calif.

13 Jackson Bax
G, Fr., 5-11, 157
Frankfort, Ill.



15 Charlie Thomas
F, Fr., 6-8, 253
Highland, Md.



20 T.J. Schlundt
G, R-Fr., 6-5, 194
Oconomowoc, Wis.



21 Khalil Iverson
G/F, Fr., 6-5, 205
Delaware, Ohio

22 Ethan Happ
F, R-Fr., 6-9, 235
Milan, Ill.

24 Bronson Koenig
G, Jr., 6-4, 193
La Crosse, Wis.

25 Alex Illikainen
F, Fr., 6-9, 220
Grand Rapids, Minn.



30 Vitto Brown
F, Jr., 6-8, 230
Bowling Green, Ohio

33 Andy Van Vliet
F, Fr., 6-11, 203
Antwerp, Belgium

WISCONSIN ROSTER		POS	HT	WT	YR/ELIG	HOMETOWN (HIGH SCHOOL)
0	Will Decorah	G	6-4	205	Jr./Jr.	Waunakee, Wis. (HS)
1	Brevin Pritzl	G	6-3	185	Fr./Fr.	De Pere, Wis. (HS)
2	Jordan Smith***	G	6-3	181	5th/Sr.	Orono, Minn. (HS)
3	Zak Showalter**	G	6-2	184	Sr./Jr.	Germantown, Wis. (HS)
4	Matt Ferris (+)	G	6-6	196	So./So.	Appleton, Wis. (Xavier)
5	Aaron Moesch*	F	6-8	211	Jr./So.	Green Bay, Wis. (Southwest)
10	Nigel Hayes**	F	6-8	240	Jr./Jr.	Toledo, Ohio (Whitmer)
11	Jordan Hill*	G	6-3	178	Jr./So.	Pasadena, Calif. (LaSalle/Exeter Academy [N.H.])
13	Jackson Bax	G	5-11	157	Fr./Fr.	Frankfort, Ill. (Lincoln-Way East)
15	Charlie Thomas	F	6-8	253	Fr./Fr.	Highland, Md. (River Hill)
20	T.J. Schlundt	G	6-5	194	So./Fr.	Oconomowoc, Wis. (St. John's Military Academy [Wis.])
21	Khalil Iverson	G/F	6-5	205	Fr./Fr.	Delaware, Ohio (Rutherford B. Hayes)
22	Ethan Happ	F	6-9	235	So./Fr.	Milan, Ill. (Rock Ridge)
24	Bronson Koenig**	G	6-4	193	Jr./Jr.	La Crosse, Wis. (Aquinas)
25	Alex Illikainen	F	6-9	220	Fr./Fr.	Grand Rapids, Minn. (Brewster Academy [N.H.])
30	Vitto Brown**	F	6-8	230	Jr./Jr.	Bowling Green, Ohio (HS)
33	Andy Van Vliet (-)	F	6-11	203	Fr./Fr.	Antwerp, Belgium

* letters earned | (+) will redshirt in 2015-16 | (-) ineligible in 2015-16

Interim Head Coach: Greg Gard (1st), **Assistant Coaches:** Gary Close (13th), Lamont Paris (6th)
Director of Basketball Operations: Katherine Vosters, **Strength & Conditioning Coach:** Erik Helland
Athletic Trainer: Henry Perez-Guerra, **Video Coordinator:** A.J. Van Handel

Greg Gard
Interim Head Coach

Gary Close
Assistant Coach

Lamont Paris
Assistant Coach

Howard Moore
Assistant Coach

QUICK FACTS

University of Wisconsin
Madison, WI 53711

Founded 1848
Enrollment 42,041
Nickname . . . . . Badgers
School Colors . . . . . .Cardinal and White
Affiliation. . . . . NCAA Division I
Conference . . . . . .Big Ten
Chancellor. . . . . Rebecca Blank
Director of Athletics . . . . . Barry Alvarez
Athletic Dept. Phone 608-262-1866
Ticket Office Phone. 608-262-1440
Website. . . . . .www.UWBadgers.com
Twitter. . . . . .@BadgerMBB
Facebook. . . . . /WisconsinMensBasketball

INTERIM HEAD COACH - GREG GARD

Seasons . . . . . .1st as head coach/15th at UW
Overall Record . . . . . 7-4 (.636)
Record at Wisconsin. . . . . 7-4 (.636)
Big Ten Record . . . . . 6-4 (.600)
NCAA Tournament Record . . . . . 0-0 (---)

KOHL CENTER

Opened . . . . . .Jan. 17, 1998
Seasons 16th
Capacity 17,287
Student Section . . . . . .Grateful Red
All-time record at Kohl Center . . 255-39 (.867)
Kohl Center Record under Gard . . . . 5-2 (.714)

ALL-TIME RECORD

- 117th season of basketball
- Years: 1898 to present
- Overall record: 1,541-1,168 (.569)
- Big Ten record: 784-828 (.486)
- NCAA tournament record: 34-20 (.630)
- Big Ten tournament record: 21-15 (.583)

BIG TEN CHAMPIONSHIPS (18)

Titles: 1907, 1908, 1912, 1913, 1914, 1916, 1918, 1921, 1923, 1924, 1929, 1935, 1941, 1947, 2002, 2003, 2008, 2015

BIG TEN TOURNEY CHAMPIONSHIPS (3)

Titles: 2004, 2008, 2015

NCAA TOURNAMENT HISTORY

Appearances (21): 1941, 1947, 1994, 1997, 1999, 2000, 2001, 2002, 2003, 2004, 2005, 2006, 2007, 2008, 2009, 2010, 2011, 2012, 2013, 2014, 2015
National Championship: 1941
Final Four: 1941, 2000, 2014, 2015
Elite Eight: 1941, 1947, 2000, 2005, 2014, 2015
Sweet 16: 1941, 2000, 2003, 2005, 2008, 2011, 2012, 2014, 2015

NIT TOURNAMENT HISTORY

Appearances (4): 1989, 1991, 1993, 1996

ALL-TIME VS. NEBRASKA

Wednesday's game marks the 24th-ever meeting between Wisconsin and Nebraska in a series that began in 1904. The overall series is tied at 11-11, but the Badgers have won 6 of the 7 meetings since Nebraska joined the Big Ten in 2011.

▶ Wisconsin and Nebraska will meet just once during the regular season.

▶ UW swept the season series with the Huskers last season, winning, 70-55, in Madison before claiming a 65-55 win in Lincoln.

In the two meetings last year the Badgers went a combined 41-for-54 at the free throw line while the Huskers were just 15-for-24.

In the last UW-NU meeting at the Kohl Center, the Badgers shot a season-high 52.4% from 3-point range, going 11-for-21. The Badgers held NU without a field goal for a span of 8:59 in the second half.

▶ Nebraska has scored more than 55 points against Wisconsin just once since joining the Big Ten. That came in a 77-68 NU win in Lincoln in 2014. In fact, the Huskers have averaged a mere 51.3 ppg against the Badgers in that span.

NOTES FROM UW'S LAST GAME

UW 79, OSU 68 - 2/4/16 - Kohl Center, Madison

▶ UW claimed its 5th-straight win with a 79-68 victory over Ohio State Thursday at the Kohl Center.

▶ UW jumped to an 11-0 lead to take early control. OSU would battle back, but the Badgers would lead for 38:26 of 40 total minutes.

▶ The Badgers shot a Big Ten season-high 48.1% from 3-point range, going 13-for-27 from downtown. UW's 13 triples was by far a season high, surpassing the previous high of 8 vs. Rutgers (1/2).

▶ Junior **Nigel Hayes** scored a team-high 21 points, with 18 coming in the second half. He also added 7 rebounds, 3 assists and 2 steals.

▶ **Bronson Koenig** (13 points), **Ethan Happ** (12 points) and **Vitto Brown** (12 points) rounded out the Badgers' double-digit scorers, marking the first time during Big Ten play UW has had 4 in double digits.

▶ Reserves **Jordan Hill** and **Alex Illikainen** combined for 15 points, going 5-for-7 from deep.

BHM UNIFORMS

▶ In honor of Black History Month and former Wisconsin head coach Bill Cofield, the Badgers will be wearing special throwback adidas uniforms several times in the month of February. UW will be wearing the uniforms modeled after those worn in 1976, Cofield's first year as head coach in Madison.

"It was originally planned with adidas that we would wear the throwback uniforms for one game in February, but our players overwhelmingly requested that we honor Black History Month by wearing the uniforms for the entire month," head coach Greg Gard explained. "I was proud of their passion for the subject and fully supported expanding our recognition of Black History Month."

▶ The first African-American head coach in either basketball or football in Big Ten history, Cofield coached at Wisconsin from 1976 to 1982.

HISTORY VS. NEBRASKA

- Overall: Series tied, 11-11
- In Madison: WIS leads, 6-2
- Current streak: WIS won 2

LAST 10 MEETINGS (UW is 7-3)

Date	Rank	Result	Score	Location
12/11/90	--/--	L	63-75	Lincoln
12/11/91	--/--	L	67-85	Lincoln
11/22/98	--/--	W	78-41	Fairbanks, AK
12/27/11	11/--	W	64-40	Lincoln
1/15/12	--/--	W	50-45	Madison
1/5/13	--/--	W	47-41	Lincoln
2/26/13	17/--	W	77-46	Madison
3/9/14	9/--	L	68-77	Lincoln
1/15/15	7/--	W	70-55	Madison
2/10/15	5/--	W	65-55	Lincoln

LAST MEETING: #5 UW 65, NEB 55

Feb. 10, 2015 | Pinnacle Bank Arena, Lincoln, Neb.

▶ The Badgers won their 7th straight with a 65-55 win at Nebraska on Feb. 10. UW led wire-to-wire, sprinting out to a 7-0 lead in the opening 3:00 of the game. The Huskers never got closer than within 5.

▶ UW went 24-for-31 from the FT line, compared to just 7-for-10 from the Huskers. The Badgers held Nebraska to 13 first-half points on 21% shooting.

▶ **Sam Dekker** equaled his then-career high with 21 points (8-13 FGs), while **Frank Kaminsky** and **Bronson Koenig** each added 13 points. Kaminsky tallied his 9th double-double of the season adding 12 rebounds, 4 assists and 3 blocks.

Wisconsin 65 • 22-2, 10-1

##	Player		Total FG-FGA	3-Ptr FG-FGA	FT-FTA	Rebounds Off	Def	Tot	PF	TP	A	TO	Blk	Stl	Min
10	Hayes, Nigel	f	0-6	0-3	8-10	1	4	5	4	8	1	1	0	2	34
15	Dekker, Sam	f	8-13	2-4	3-4	2	6	8	2	21	0	1	0	1	32
44	Kaminsky, Frank	f	4-9	0-2	5-7	2	10	12	2	13	4	1	3	0	38
21	Gasser, Josh	g	1-5	0-2	3-4	1	7	8	1	5	2	1	1	0	38
24	Koenig, Bronson	g	3-7	2-4	5-6	0	0	0	2	13	2	2	0	0	35
03	Showalter, Zak		0-3	0-1	0-0	2	1	3	1	0	0	0	0	0	8
13	Dukan, Duje		1-2	1-2	0-0	0	2	2	0	3	0	1	0	0	13
30	Brown, Vitto		1-1	0-0	0-0	0	0	0	0	2	0	0	0	0	2
	Team					0	0	0				1			
	Totals		18-46	5-18	24-31	8	30	38	12	65	9	8	4	3	200

FG % 1st Half: 12-29 41.4% 2nd half: 6-17 35.3% Game: 18-46 39.1%
3FG % 1st Half: 1-6 16.7% 2nd half: 4-12 33.3% Game: 5-18 27.8%
FT % 1st Half: 2-4 50.0% 2nd half: 22-27 81.5% Game: 24-31 77.4%

Deadball Rebounds 3

Nebraska 55 • 13-11, 5-7

##	Player		Total FG-FGA	3-Ptr FG-FGA	FT-FTA	Rebounds Off	Def	Tot	PF	TP	A	TO	Blk	Stl	Min
21	Smith, Leslee	f	3-5	0-0	0-0	1	2	3	3	6	0	1	2	2	17
31	Shields, Shavon	f	5-11	0-2	2-4	3	2	5	4	12	1	2	0	1	38
35	Pitchford, Walter	f	1-5	0-4	0-0	2	5	7	3	2	0	0	1	0	34
03	Parker, Benny	g	1-5	0-2	2-2	0	3	3	3	4	1	1	0	1	29
05	Petteway, Terran	g	9-24	4-9	1-1	3	5	8	4	23	3	4	2	1	34
00	Webster, Tai		2-7	0-1	1-1	0	1	1	5	5	0	0	0	0	24
02	Rivers, David		0-2	0-0	0-0	0	1	1	1	0	0	0	0	0	7
11	Smith, Tarin		1-2	0-0	1-2	1	3	4	1	3	0	0	0	1	14
12	Abraham, Moses		0-1	0-0	0-0	1	0	1	1	0	0	0	0	0	3
	Team					1	2	3							
	Totals		22-62	4-18	7-10	12	24	36	25	55	5	8	5	6	200

FG % 1st Half: 6-28 21.4% 2nd half: 16-34 47.1% Game: 22-62 35.5%
3FG % 1st Half: 1-8 12.5% 2nd half: 3-10 30.0% Game: 4-18 22.2%
FT % 1st Half: 0-0 0.0% 2nd half: 7-10 70.0% Game: 7-10 70.0%

Deadball Rebounds 1

Officials: Gene Steratore, Ted Valentine, Brian Dorsey
Technical fouls: Wisconsin-None. Nebraska-None.
Attendance: 15701

Score by periods	1st	2nd	Total
Wisconsin	27	38	65
Nebraska	13	42	55

Points	In Paint	Off T/O	2nd Chance	Fast Break	Bench
WIS	22	10	8	0	5
NEB	30	6	15	2	8

Last FG - WIS 2nd-04:53, NEB 2nd-00:36.
Largest lead - WIS by 17 2nd-19:45, NEB None.
WIS led for 39:24. NEB led for 00:00. Game was tied for 00:36.

Score tied - 0 times.
Lead changed - 0 times.

SITUATIONAL RECORDS

	2015-16	Since '01-02
Ahead at the half	13-3	299-34
Behind at the half	1-5	61-90
Tied at the half	0-1	11-10
FG% of .450 or more	9-1	233-19
FG% less than .450	5-8	136-115
Better FG% than opp.	12-1	273-13
Worse FG% than opp.	2-8	93-119
Same FG% as opp.	0-0	4-2
Opp. FG% less than 45%	10-4	275-44
3FG% of 40% or more	8-1	162-23
3FG% less than 40%	6-8	208-111
Try more than 15 3FGs	7-8	265-117
Try 15 or fewer 3FGs	7-1	106-17
Make at least 70% FT	9-4	225-62
Try at least 25 FTs	7-2	122-16
Try fewer than 25 FTs	7-7	246-117
Outrebound opponent	12-5	264-39
Tied or outrebounded	2-4	110-95
Same or fewer TOs than opp.	8-6	272-78
More TOs than opp.	6-3	99-56
Commit fewer than 12 TOs	7-6	273-79
Commit 12 or more TOs	7-3	98-55
Score fewer than 50 pts.	0-1	4-18
Score 50-59 pts.	0-3	27-56
Score 60-69 pts.	4-5	126-46
Score 70-79 pts.	7-0	141-10
Score 80-89 pts.	2-0	60-4
Score 90 or more pts.	1-0	13-0
Allow fewer than 50 pts.	1-0	94-3
Allow 50-59 pts.	3-2	136-25
Allow 60-69 pts.	6-5	105-54
Allow 70-79 pts.	4-2	33-35
Allow 80-89 pts.	0-0	3-12
Allow 90 or more pts.	0-0	1-4
Overtime	2-0	16-8
vs. A.P. top 25 opponents	3-3	65-61
vs. A.P. top 25 opp. at home	1-2	36-15
Home games	10-5	220-27
Road games	3-3	88-74
Neutral site games	1-1	63-33
Day games	4-3	148-44
Night games	10-6	223-90
GAMES DECIDED BY...		
3 points or less	3-5	43-30
4-5 points	1-1	56-35
6-10 points	3-2	75-45
11-19 points	5-1	116-33
20 or more points	2-0	107-4
TELEVISED GAMES...		
CBS	2-0	40-23
Big Ten Network	6-4	102-22
BigTenNetwork.com	0-0	4-0
ESPN	1-2	54-35
ESPN2	2-3	28-18
ESPNU	1-0	4-1
ESPN Plus	0-0	54-17
ESPNews	0-0	1-0
ESPN3	1-0	19-0
Fox Sports Net	0-0	9-4
Fox College Sports	0-0	1-0
AXS TV	0-0	1-0
CBS Sports Network	0-0	3-1
TBS	0-0	5-1
TNT	0-0	3-0
truTV	0-0	3-1
TWSports32	0-0	2-0
UPN-14	0-0	0-1
Versus	0-0	0-1

THE GREG GARD ERA BEGINS

With the retirement of Bo Ryan on Dec. 15, 2015, associate head coach Greg Gard took over the title of interim head coach and will lead the Badgers through the remainder of the season.

▶ Gard officially becomes the 16th head coach in program history and the second coach to hold the interim tag in the last 20 years. Brad Soderberg coached the Badgers to a 16-10 record in 2000-01 when Dick Bennett retired 3 games into the season.

▶ One of the most respected assistant coaches in the nation, Gard was ranked as the fourth-best "X&O" assistant coach in college basketball by coachstat.net in November of 2015. The rankings were made upon receipt of votes from a panel of national college basketball media, scouts and coaches.

▶ In addition to his on-floor coaching duties as associate head coach, Gard served as UW's recruiting coordinator in addition to on-floor coaching duties, opponent scouting and game preparation, and the constructing of future game schedules. He was also the director of the Badger Boys Basketball Summer Camps.

▶ A native of Cobb, Wisconsin (pop. 456), Gard's coaching career began in 1990 during his sophomore year at UW-Platteville when he answered a flier to serve as the junior varsity coach at Southwestern High School in Hazel Green, Wis.

Three years later, Gard would move to the head coaching job at Platteville High School and join Bo Ryan's staff at the University of Wisconsin-Platteville in 1993.

Gard would spend the next 23 seasons with Ryan at UW-Platteville, UW-Milwaukee and Wisconsin.

What they're saying about Gard...

"Greg will do a great job at Wisconsin. He reminds me of Bruce Weber, when he was at Purdue, in regards to the impact he has had on the Badger program for a long time. When you have a system that is proven, as it was under Bo, there is no reason to go away from it."

- Matt Painter, Purdue head coach

"I do think he's one of the better assistant coaches, not only in the Big Ten, but in the country. I think he works his tail off. I was with him a couple times last year where he had driven forever to get to places. He has been pretty loyal as an assistant there. I have the utmost respect for him. I think he's one of the guys that'll be in the chair that I'm sitting in some day soon. He's going to be a head coach. There's no question in my mind."

- Tom Izzo, Michigan State head coach in 2014

"I have always been impressed with Greg Gard on the recruiting trail, talking basketball or whatever it might be. His attention to detail and ability to evaluate the diamond in the tough on the recruiting trail. That's an art in itself.

He has been the heart and soul of Badger basketball. He's in a perfect position to be the head coach at Wisconsin. That continuity is valuable. Greg Gard will continue to strengthen Badger Basketball and keep it on the map nationally."

- Tim Miles, Nebraska head coach

"I've known Greg Gard since he was a young coach entering the profession. He has risen through this profession the right way, with hard work and tremendous dedication and loyalty to the institutions he has represented. His ability to relate to people, specifically student-athletes, will allow for a smooth transition at Wisconsin. The guy flat out knows the game of basketball. He will be a terrific head coach!"

- Greg McDermott, Creighton head coach

"They're getting better, and you've seen it the last three games. At Indiana down nine, they played Purdue to the wire. They played us to the wire. Wisconsin is really getting better."

- Mark Turgeon, Maryland head coach

"There's a lot to say about 'Gardo.' He knows the game, first and foremost, which is what you want out of a coach. He knows the game inside and out. He's great with Xs and Os. He's really good at scouting and with tendencies for other teams. They're not going to skip a beat. Gard is a guy that's well respected around Wisconsin basketball and if you've played for the Badgers you know how important he is to the program."

- Sam Dekker, Badger forward (2013-15)

"I'm really excited for Coach Gard to take over the program. I always said he was the glue that held the program together and I'm sure he's going to do great. I viewed it like we had two head coaches when I was there with Gard and Coach Ryan. Coach Gard has that mentality, that moxie."

- Josh Gasser, Badger guard (2011-15)

"Greg Gard will be great as our head coach. He played a big role in recruiting me to Wisconsin. He understands every facet of what it takes to build and sustain a strong program. No one is more qualified or more deserving of that job than Coach Gard."

- Jon Leuer, Badger forward (2008-11)

"It'll be hard to fill (Ryan's) shoes, no matter what. But Coach Gard has done a lot for that program. I think if you took a poll of former players, we'd all be behind coach Gard."

- Joe Krabbenhoft, Badger forward (2006-09) and current assistant coach at South Dakota State

CHARTING THE BADGERS

CAREER GAMES PLAYED

	Games	Starts	Cons. Starts
Nigel Hayes	101	63	63
Bronson Koenig	100	47	47
Zak Showalter	80	23	23
Vitto Brown	71	22	1
Jordan Smith	37	0	0
Jordan Hill	27	1	0
Aaron Moesch	24	0	0
Ethan Happ	23	23	23
Khalil Iverson	22	0	0
Alex Illikainen	21	0	0
Charlie Thomas	20	0	0
Matt Ferris	9	0	0
T.J. Schlundt	3	0	0
Jackson Bax	2	0	0
Will Decorah	2	0	0
Brevin Pritzl	1	0	0
Andy Van Vliet	0	0	0

DOUBLE-DIGIT SCORING GAMES

	Career	'15-16	Cons.
Nigel Hayes	63 (48-15)	21 (12-9)	8
Bronson Koenig	37 (30-7)	15 (11-4)	2
Ethan Happ	17 (11-6)	17 (11-6)	1
Vitto Brown	10 (8-2)	9 (7-2)	1
Zak Showalter	6 (5-1)	6 (5-1)	0
Jordan Hill	2 (2-0)	2 (2-0)	0
Alex Illikainen	1 (0-1)	1 (0-1)	0
Khalil Iverson	1 (1-0)	1 (1-0)	0
Charlie Thomas	1 (1-0)	1 (1-0)	0

20-POINT SCORING GAMES

	Career	'15-16	Cons.
Nigel Hayes	10 (7-3)	7 (4-3)	1
Bronson Koenig	3 (3-0)	3 (3-0)	0
Ethan Happ	2 (2-0)	2 (2-0)	0
Zak Showalter	1 (1-0)	1 (1-0)	0

DOUBLE-DIGIT REBOUNDING GAMES

	Career	'15-16	Cons.
Nigel Hayes	9 (7-2)	3 (2-1)	0
Ethan Happ	7 (4-3)	7 (4-3)	0
Vitto Brown	1 (1-0)	1 (1-0)	0
Zak Showalter	1 (0-1)	1 (0-1)	0

DOUBLE-DIGIT ASSIST GAMES

	Career	'15-16	Cons.
None			

DOUBLE-DOUBLES

	Career	'15-16	Cons.
Nigel Hayes	7 (5-2)	3 (2-1)	0
Ethan Happ	7 (4-3)	7 (4-3)	0
Vitto Brown	1 (1-0)	1 (1-0)	0
Zak Showalter	1 (0-1)	1 (0-1)	0

TRIPLE-DOUBLES

	Career	'15-16	Cons.
None			

2015-16 LINEUP RECORD

Koenig, Showalter, Hayes, Happ, Brown 13-9
Koenig, Showalter, Hill, Hayes, Happ 1-0

Record in those contests in parentheses

UW RESUME GETTING STRONGER

▶ According to ESPN.com RPI rankings, UW has faced the 8th-toughest schedule in the NCAA and the highest among Big Ten teams.

Of UW's 10 Big Ten games, 5 have come against teams currently in the AP Top 25.

▶ The Badgers have registered 7 RPI top-100 wins and 4 wins over the RPI top 50 this season. Among Big Ten teams, Iowa (7) and Michigan State (5) are the only other teams with at least 4 top-50 wins.

RPI Top-100 Wins, Big Ten (thru 2/5/16)

Team	Top-50 Wins	Top-100 Wins
1. Iowa	7	7
2. Michigan State	5	7
3. Wisconsin	***4***	***7***
4. Purdue	3	6
5. Maryland	2	7
Indiana	2	6
Michigan	2	3
Ohio State	1	1

▶ The Badgers' 5 home losses have come by a combined 14 points (2.8 avg.). In each of the defeats, UW was either tied or within one score in the final 2:00. In fact, the Badgers had a game-winning/tying shot attempt in the closing seconds of 3 of the losses.

GROWING UNDER GARD

▶ Since taking over the head coaching duties, Greg Gard has had an immediate impact on the Badgers at both ends of the floor. Against one of the toughest Big Ten schedules, UW has shown improvement.

Splits, Non-Con/Big Ten schedules

Category	Non-Con	Big Ten
Field goal pct..	.418	.450
3-point FG pct..	.336	.353
Turnovers per game.	11.9	10.6
Turnovers forced per gm . .	11.3	13.4
Opp. points per game	65.0	64.8
Opp. O-Reb per game	9.3	8.4
Opp. FTAs per game.	19.2	16.4

▶ Gard's promotion to head coach has also coincided with Wisconsin increasing its depth.

In 12 games under Bo Ryan, UW's starters were playing 80.8% of the minutes. In the 11 games since, that number has dropped to 71.4%.

As a result, the Badgers are getting more production from their reserves. The UW bench is averaging 12.6 ppg under Gard, including 19 at Illinois, the team's highest mark during Big Ten play. Over the final 6 games prior to Gard taking over, UW's bench was averaging just 5.3 ppg, scoring 0 points vs. Marquette and 1 at Syracuse.

▶ Over the last 4 games, UW's bench production has been a different guy each game.

- At PSU (1/21), **Alex Illikainen**: 9 points, 7 rebounds in 26 minutes.
- Vs. IND (1/26), **Jordan Hill**: 13 points in 32 min.
- At ILL (1/31), **Khalil Iverson**: 10 points in 30 min.
- Vs. OSU (2/4), **Hill** and **Illikainen** combined for 15 points, doing 5-7 from 3-point range.

▶ Sophomore **Jordan Hill** and freshman **Alex Illikainen** have been affected by the change more than anyone. During the first 12 games of the season, Hill did not score a point in 27 minutes. He has scored 54 points in 237 minutes (21.5 mpg) in the 11 games since. Illikainen was averaging 1.8 ppg in 4.8 mpg under Ryan, but has been averaging 3.6 ppg in 16.3 mpg under Gard.

PARALLELS TO 2002?

▶ Prior to the Jan. 17 win over MSU, the Badgers owned a .500 record (9-9) with 13 Big Ten games remaining. The last time UW was .500 in January came in 2002 (Bo Ryan's first season in Madison), when UW was 8-8 with 13 Big Ten games left.

Like they hope will happen this season, the 2002 Badgers jump-started their season by knocking off No. 25 Michigan State (64-63) to climb above .500. UW would go on to win 10 of it's final 13 games and claim a share of the 2002 Big Ten Championship.

5-GAME SURGE

▶ Wisconsin is in the midst of 5-game win streak, including a pair of victories over ranked opponents Michigan State and Indiana. The Badgers are putting up some impressive numbers during this stretch.

Splits, Last 5 games / First 16 games

Category	Last 5	First 18
Points per game.	73.4	68.6
Field goal pct..	.464	.423
3-point FG pct..	.377	.335
3FGAs per game	15.4	17.6
Free Throw pct.	.731	.707
FTAs per game.	29.0	20.1
UW FTMs vs. Opp FTAs . . .	+18	-70
Nigel Hayes PPG	21.8	15.8
Ethan Happ PPG	15.4	11.4

TOP-5 TAKEDOWNS

▶ The Badgers are 2-3 against teams ranked in the AP poll this season, after going 5-3 against the top-25 last season. Since 2001, UW is 36-15 against AP top-25 teams at the Kohl Center.

▶ Behind a 77-76 win over No. 4 Michigan State last weekend, Wisconsin has won 7 of its last 10 games against teams ranked in the AP top 5.

Last 10 Games vs. AP Top-5 Teams

Date	Opponent	Score
1/15/13	at Indiana (#2)	W, 64-59
2/9/13	MICHIGAN (#3)	W, 65-62 (ot)
3/16/13	vs. Indiana (#3)	W, 68-56
3/30/14	vs. Arizona (#4)	W, 64-63 (ot)
12/3/14	DUKE (#4)	L, 70-80
3/28/15	vs. Arizona (#5)	W, 85-78
4/4/15	vs. Kentucky (#1)	W, 71-64
4/6/15	vs. Duke (#4)	L, 63-68
1/9/16	MARYLAND (#3)	L, 60-63
1/17/16	MICHIGAN ST. (#4)	W, 77-76

▶ Wisconsin's 7-3 record against the AP since 2012-13 is the best mark in the Big Ten teams. In fact Maryland (5-4) and Michigan State (5-5) are the only other teams with a .500 record of better.

Big Ten vs. Top-5 teams since 2012-13

Team	Record	Pct.
1. Wisconsin	***7-3***	***.700***
2. Maryland	5-4	.555
3. Michigan State	5-5	.500
4. Michigan	4-5	.444
5. Ohio State	4-7	.364

WISCONSIN ALL-TIME SCORING LIST

No.	Points	Player	Years
1.	2,217	Alando Tucker	2003-07
2.	2,147	Michael Finley	1992-95
3.	1,854	Danny Jones	1987-90
4.	1,745	Claude Gregory	1978-81
5.	1,736	Rick Olson	1983-86
6.	1,545	Trent Jackson	1986-89
7.	1,533	Jordan Taylor	2009-12
8.	1,532	Mike Wilkinson	2002-05
9.	1,458	Frank Kaminsky	2012-15
10.	1,454	Kirk Penney	2000-03
11.	1,425	Devin Harris	2002-04
12.	1,408	Clarence Sherrod	1969-71
13.	1,405	Cory Blackwell	1982-84
14.	1,376	Jon Leuer	2008-11
15.	1,363	Sam Dekker	2013-15
16.	1,339	Trévon Hughes	2009-10
17.	1,294	Sean Mason	1995-99
18.	1,264	Tracy Webster	1992-94
19.	1,251	Wes Matthews	1978-80
20.	1,223	Kammron Taylor	2004-07
21.	1,215	Joe Franklin	1966-68
22.	1,200	Dale Koehler	1973-76
23.	***1,183***	***Nigel Hayes***	***2014-16***
24.	1,180	Dick Cable	1952-55
25.	1,171	Joe Chrnelich	1977-80
26.	1,170	Jason Bohannon	2007-10
27.	1,169	Don Rehfeldt	1945-50
28.	1,165	Leon Howard	1971-73
29.	1,156	Scott Roth	1982-85
30.	1,148	Ben Brust	2011-144
31.	1,147	James Johnson	1967-69
32.	1,115	Brian Butch	2005-08
33.	1,114	Marcus Landry	2006-09
34.	1,084	Ken Siebel	1961-63
35.	1,077	Tim Locum	1998-91
36.	1,075	Josh Gasser	2011-15
37.	1,066	Larry Petty	1978-81
38.	1,066	Mark Vershaw	1998-01
39.	1,064	Chuck Nagle	1967-69
40.	1,057	Sean Daugherty	1995-98
41.	1,021	J.J. Weber	1984-87
42.	1,015	Willie Simms	1988-91
	786	***Bronson Koenig***	***2014-16***

HAYES FOR DAYS

▶ Junior **Nigel Hayes** entered the season a preseason All-American pick and consensus All-Big Ten selection. Through 23 games, he has lived up to the billing.

▶ Hayes ranks 6th in the Big Ten averaging 17.1 ppg to go with 6.0 rpg and a team-high 3.5 apg. He has dished 81 assists with 52 turnovers (1.6 ratio).

▶ Hayes is one of just 2 Big Ten players and one of 3 major conference players averaging at least 17.0 ppg, 6.0 rpg and 3.5 apg.

Major Conf. 17.0 ppg, 6.0 rpg, 3.5 apg (thru 2/7/16)

Player	PPG	RPG	APG
Ben Simmons (LSU)	19.4	12.3	5.0
Denzel Valentine (MSU)	18.6	7.9	6.7
Nigel Hayes (WIS)	***17.1***	***6.0***	***3.5***

▶ Hayes ranks among the top 16 in the Big Ten in all 3 major categories: points (6th), rebounds (16th) and assists (13th).

▶ Over the last 5 games, Hayes is averaging 21.8 ppg, going 44-for-57 (.772) at the free throw line for an average of 11.4 FTAs per outing. That included his 17-for-22 performance vs. Indiana, during which he tied the UW single-game record for made FTs. During that game, Hayes went 10-for-10 at the stripe in the final 45 seconds and overtime.

During the last 5:00 minutes of games (and overtime), Hayes is 52-for-59 (88.1%) this season.

▶ The Toledo, Ohio, native is 140-for-188 (.745) from the FT line this season, leading the Big Ten in FTAs. His 188 FTAs rank 10th in the NCAA (3rd among major conference players).

2015-16 Big Ten Free Throw Attempts (thru 2/7/16)

Player	FT	FTA	Pct.
1. Nigel Hayes (Wisconsin)	***140***	***188***	***.745***
2. Malcolm Hill (Illinois)	147	179	.821
3. Troy Williams (Indiana)	75	111	.676
4. Shavon Shields (Nebraska)	81	109	.743
5. Melo Trimble (Maryland)	93	107	.869

▶ Hayes already ranks 10th on UW's single-season record book for made free throws (140).

Hayes is one of just 3 major conference players averaging at least 17.0 ppg, 6.0 rpg and 3.5 apg, joining Denzel Valentine (Michigan State) and Ben Simmons (LSU).

▶ For his career, the junior is 354-for-512 at the free throw line, already ranking 7th in Wisconsin history in FTAs and 9th in made FTs.

▶ Hayes has enjoyed a pair of signature performances over the last few weeks.

Against No. 4 MSU (1/17), Hayes scored 25 points, going 2-for-3 from deep and 9-for-10 on FTs with 7 boards.

Against No. 19 Indiana (1/26), Hayes poured in 31 points (one shy of his career high), going 17-for-22 at the FT line, adding 5 rebounds, 2 assists, 2 blocks and 2 steals.

▶ Since 2000, Hayes is one of just 4 Badgers to post multiple 30-point games in one season, joining Devin Harris (3 in 2004), Jordan Taylor (2 in 2011) and Kirk Penney in 2002).

▶ With 1,183 career points, Hayes ranks 23rd on Wisconsin's all-time scoring list. He also owns 491 career rebounds, needing just 9 more caroms to become the 9th Badger to record 1,000 points and 500 rebounds in his first 3 seasons.

▶ Hayes needs 9 rebounds and 4 assists to become the 5th player in UW history to accumulate 1,000 points, 500 rebounds and 200 assists.

Wisconsin's 1,000-500-200 Club

Player	Points	Reb.	Ast.
Alando Tucker	2,217	769	213
Michael Finley	2,147	648	371
Mike Wilkinson	1,532	856	222
Josh Gasser	1,075	575	284
Nigel Hayes	***1,183***	***491***	***196***

▶ Hayes has scored in double figures in all but 2 game this season, including a career-high 32 points against Milwaukee, going 9-for-18 from the field (2-3 3FGs) and 12-for-19 from the FT line.

Hayes' 32 points are the most by a Badger since Frank Kaminsky posted a school-record 43 points in 2013. His 19 FTAs vs. Milwaukee equaled the 3rd-most in UW history and the most since 1991.

▶ Hayes posted 3 straight double-doubles earlier this season (at OU, at SYR and TEM), equaling the longest double-double streak at UW in the Kohl Center era (1998). Frank Kaminsky, who had a pair of 3-game double-double streaks last season is the only other Badger to turn the trick in the last 18 years.

▶ Last season, Hayes averaged 12.4 ppg and ranked 13th in the Big Ten with 6.2 rpg. He also led UW in steals (34). Hayes ranked 9th in the Big Ten shooting 49.7% from the field and shot 39.6% from 3-point range, which ranked 13th in the Big Ten.

CHARTING THE BADGERS

TIMES LED UW IN SCORING

	2015-16	Career
Nigel Hayes	13 (5-8)	21 (11-10)
Bronson Koenig	8 (7-2)	10 (8-2)
Ethan Happ	4 (4-0)	4 (4-0)
Vitto Brown	1 (0-1)	1 (0-1)
Zak Showalter	1 (1-0)	1 (1-0)

TIMES LED UW IN REBOUNDING

	2015-16	Career
Nigel Hayes	5 (2-3)	19 (15-4)
Ethan Happ	14 (9-5)	14 (9-5)
Vitto Brown	3 (3-0)	3 (3-0)
Khalil Iverson	1 (0-1)	1 (0-1)
Zak Showalter	1 (0-1)	1 (0-1)

TIMES LED UW IN ASSISTS

	2015-16	Career
Nigel Hayes	13 (10-3)	25 (21-4)
Bronson Koenig	8 (4-4)	20 (14-6)
Zak Showalter	6 (4-2)	6 (4-2)
Jordan Hill	2 (2-0)	2 (2-0)
Ethan Happ	1 (1-0)	1 (1-0)
Khalil Iverson	1 (1-0)	1 (1-0)

TIMES LED UW IN MINUTES

	2015-16	Career
Nigel Hayes	16 (9-7)	24 (16-8)
Bronson Koenig	9 (5-4)	15 (11-4)
Zak Showalter	3 (1-2)	3 (1-2)

CHARGES TAKEN

	2015-16	Career
Zak Showalter	14	19
Nigel Hayes	4	8
Jordan Hill	3	3
Ethan Happ	2	2
Khalil Iverson	2	2
Bronson Koenig	0	1
Jordan Smith	0	1

Record in those contests in parentheses

ACTIVE WIN/LOSS STREAKS

Overall	Won 5
Vs. Unranked teams (AP)	Won 3
Vs. Ranked teams (AP)	Won 2
At Home	Won 3
At Home vs. Big Ten	Won 3
At Home vs. ranked Big Ten	Won 2
At Home vs. unranked Big Ten	Won 13
At Home vs. non-conference	Won 2
At Home vs. ranked opp.	Won 2
On Road	Won 2
On Road vs. Big Ten	Won 2
On Road vs. ranked opp.	Won 1
On Road vs. unranked opp.	Won 2
Neutral	Won 1
Neutral vs. ranked opp.	Lost 1
Neutral vs. unranked opp.	Won 9

MAKING IT HAPP-EN

The reigning three-time Big Ten Freshman of the Week (Jan. 18, 25 & Feb. 1), **Ethan Happ** is averaging 12.3 ppg and leading the Badgers with 8.3 rpg.

▶ Over the last 5 games, Happ is averaging 15.4 ppg, 8.2 rpg and 8.0 FTAs per game.

▶ Happ posted back-to-back career-high point totals in UW's wins over Penn State and Indiana. He scored 20 points with 11 rebounds at PSU before notching 25 points against the No. 19 Hoosiers.

▶ The last UW freshman to average at least 10.0 ppg was Alando Tucker (12.0) in the 2002-03 season.

▶ Happ's 8.1 rebounds per game rank 3rd in the Big Ten. UW has not had a player lead the league in rebounding since Rashard Griffith (11.2 in 1995).

Among freshmen, Happ ranks 11th in the nation in rebounds per game (8.1).

Happ is tied also 4th in the Big Ten averaging 2.5 offensive rebounds per game.

▶ The Milan ("MY-lin"), Ill. native is also shooting a team-high .551 from the floor (9th in the Big Ten).

Happ also leads UW with 24 blocks.

▶ Happ ranks 2nd in the Big Ten with 34 steals (1.5 per game). The last Badger to average 1.5 spg was Trevon Hughes in 2009.

▶ Happ leads the Big Ten with 7 double-doubles, tied with Purdue's Caleb Swanigan.

Since 1984, Rashard Griffith (9) is the only UW freshman with more double-doubles than Happ. In fact, Happ already owns the second-highest single-season total for double-doubles over the last 20 years (Frank Kaminsky had 14 in 2014-15).

▶ Happ is one of just 3 freshman to lead his team in rebounds, blocks and steals, joining LSU's Ben Simmons and ECU's Kentrell Barkley.

▶ Happ scored the game-winning basket in UW's win over No. 4 Michigan State, muscling in a lay-up with 10 seconds remaining for 2 of his 14 points.

▶ In UW's win at No. 14 Syracuse, Happ scored 18 points with a career-high 15 rebounds and 3 blocks. He scored 14 of his 18 in the second half/overtime.

▶ With back-to-back double-doubles at the 2K Classic in New York, Ethan Happ became the first UW freshman to post consecutive double-doubles since Mike Wilkinson in 2002. Happ had 12 pts, 11 reb vs. Georgetown and 12 pts, 10 reb against VCU.

▶ Happ is just the 3rd freshman to start the season opener under Bo Ryan, joining Devin Harris (2001) and George Marshall (2012).

Ethan Happ won 3 straight Big Ten Freshman of the Week honors. With 20 points and 11 rebounds at Penn State, Happ became first UW freshman with at least 20 and 10 since Alando Tucker in 2002.

KOENIG ON POINT

When Traevon Jackson went down with a foot injury at Rutgers on Jan. 11, 2015, **Bronson Koenig** took over the starting point guard role for the Badgers and flourished in the new role.

Now a junior, the preseason All-Big Ten pick is the unquestioned lead guard at Wisconsin.

▶ Koenig ranks 2nd on the Badgers and 18th in the Big Ten averaging 13.4 ppg while shooting 39.5% from the field and 38.1% (53-139) from 3-point range. The junior is hitting an average of 2.3 triples per game (8th in the Big Ten).

Koenig is also tallying 2.3 rpg, 2.2 apg.

▶ In UW's upset of No. 4 Michigan State, Koenig scored a career-high 27 points, going 4-for-8 from 3-point range and 7-for-7 at the FT line. His big day included a 3-pointer that pulled the Badgers within one at 76-75 with 22 seconds remaining.

▶ Koenig has made at least one 3-pointer in 34 consecutive games, which ranks as the 5th-longest active streak in the nation. Koenig has hit multiple triples in 26 of those contests, including 19 of 23 games this season.

Most Cons. Games w/Made 3-Pointer (thru 2/7/16)

Games	Name	School
74	Damon Lynn	NJIT
52	Wesley Person	Troy
38	Brian Sullivan	Davidson
36	Stefan Moody	Ole Miss
34	***Bronson Koenig***	***Wisconsin***

▶ Koenig ranks 12th in the Big Ten shooting 79.7% from the FT line (47-for-59).

▶ In UW's 74-73 win over VCU, Koenig scored a game-high 22 points, including the game-winning shot on a spinning, left-handed lay-in with 5.9 seconds remaining.

He then drained a step-back jumper with 22.2 seconds remaining to tie the game at 60-60 with No. 3 Maryland.

▶ Koenig entered the season with a career-high of 19 points, but has already eclipsed that three times this season. He scored 27 vs. Michigan State, 23 against Siena and 22 vs. VCU.

▶ Koenig has an uncharacteristically low assist-to-turnover ratio this season, dishing 50 assists to 38 turnovers (1.3 ratio). Last season, Koenig had 98 assists to just 33 TOs and his 2.97 ratio was tops among Big Ten players with at least 75 assists.

▶ Koenig's 3FG% is also a little behind his norm, connecting on 38.1% (53-139) from long range after shooting 40.5% on 3-point attempts (62-153) last year.

▶ In 24 games as the Badgers' starting point guard last season, Koenig averaged 11.5 points, 2.2 rebounds and 2.7 assists per game. He also went 50-for-113 (44.2%) from 3-point range over those 24 games.

Koenig 2014-15 Splits as Starter/Reserve

	First 17 games	As Starting PG (24 gms)
PPG	4.9	11.5
RPG	1.2	2.2
APG	2.1	2.7
MPG	20.5	34.8
FG%	.421 (32/76)	.421 (88/209)
3FG%	.318 (14/44)	.442 (50/113)

2015-16 BIG TEN STANDINGS

	Team (AP Rank)	Conf.	Overall
1.	Iowa	10-1	19-4
2.	Maryland	10-2	21-3
3.	Indiana	9-2	19-5
4.	Michigan State	7-4	20-4
	Purdue	7-4	19-5
	Michigan	7-4	17-7
7.	***Wisconsin***	***6-4***	***14-9***
8.	Ohio State	6-5	14-10
9.	Nebraska	5-6	13-11
10.	Northwestern	4-7	16-8
11.	Penn State	3-8	12-12
	Illinois	3-8	11-13
13.	Minnesota	0-11	6-17
	Rutgers	0-11	6-18

(thru 2/7/16)

AP TOP 25 (2/8/16)

	Team	Record	Points
1	Villanova (32)	20-3	1,566
2	Maryland (13)	21-3	1,499
3	Oklahoma (7)	19-3	1,472
4	Iowa (11)	19-4	1,471
5	Xavier	21-2	1,382
6	Kansas (1)	19-4	1,311
7	Virginia (1)	19-4	1,223
8	Michigan State	20-4	1,144
9	North Carolina	19-4	1,136
10	West Virginia	19-4	1,082
11	Oregon	20-4	905
12	Miami (FL)	18-4	826
13	Louisville	19-4	819
14	Iowa State	17-6	781
15	Texas A&M	18-5	663
16	SMU	20-2	593
17	Arizona	19-5	497
18	Purdue	19-5	456
19	Dayton	19-3	413
20	Providence	18-6	349
21	Baylor	17-6	333
22	Kentucky	17-6	228
23	USC	18-5	225
24	Texas	16-7	199
25	Wichita State	17-6	132

Others receiving votes: South Carolina 128, Indiana 91, Notre Dame 75, San Diego St 22, Duke 14, Seton Hall 14, Gonzaga 10, LSU 10, VCU 10, Valpo 9, Stony Brook 8, Saint Mary's 6, Saint Joseph's 5, UNC Wilmington 4, Hawaii 3, Utah 3, Chattanooga 2, UConn 2, George Wash 2, Michigan 1, Monmouth 1

USA TODAY COACHES POLL (2/8/16)

	Team	Record	Points
1	Villanova (11)	20-3	753
2	Maryland (11)	21-3	749
3	Oklahoma (3)	19-3	708
4	Xavier	21-2	683
5	Iowa (3)	19-4	674
6	Kansas (2)	19-4	670
7	Virginia	19-4	616
8	North Carolina (1)	19-4	599
9	Michigan State (1)	20-4	567
10	West Virginia	19-4	490
11	Miami (FL)	18-4	433
12	Oregon	20-4	423
13	Texas A&M	18-5	387
14	Arizona	19-5	310
15	Iowa State	17-6	307
16	Purdue	19-5	292
17	Dayton	19-3	236
17	Providence	18-6	236
19	Baylor	17-6	221
20	South Carolina	20-3	185
21	Kentucky	17-6	178
22	Indiana	19-5	119
23	USC	18-5	105
24	Wichita State	17-6	91
25	Texas	16-7	69

Others receiving votes: Notre Dame 63, Gonzaga 53, Duke 40, Saint Mary's 28, Pittsburgh 25, Seton Hall 21, Valpo 14, Louisville 12, Monmouth 12, Utah 12, VCU 8, LSU 5, Saint Joseph's 2, Stony Brook 1, California 1, Clemson 1, Arkansas-Little Rock 1

TAKING WHAT'S FREE

▶ Over the last 5 games, no team in the Big Ten has gotten to the free throw line more than Wisconsin. The Badgers are 106-145 (73.1%) from the stripe over that span, averaging 29.0 FTAs/game.

▶ Over the last 5 games, UW has made 18 more FTs than its opponents have attempted (106 FTs to 88 opp. FTAs). Compared that to the previous 18 games when the Badgers were -70 in the same stat (256 FTs to opp. 326 FTAs).

▶ Overall, UW is 362-507 (71.4%), averaging 22.3 FTAs per game. Among Big Ten teams, only Minnesota (22.0 FTAs/game) is averaging more.

▶ Nigel Hayes leads the Big Ten in both free throws made (140) and free throw attempts (188). He is averaging 8.2 FTAs per game.

For his career, the junior is 354-for-512 at the free throw line, already ranking 7th in Wisconsin history in FTAs and 9th in made FTs.

"VELVET" VITTO BROWN

During his first 2 years on campus, junior forward **Vitto Brown** was best-known for his singing prowess. Now in the Badgers' starting lineup, Brown is proving his game might be as strong as his voice.

▶ Brown has started all but one game this season and is 4th on the Badgers in scoring at 8.6 ppg and ranks 3rd with 5.0 rpg.

▶ Brown scored 12 points against OSU (2/4), his highest output of the Big Ten season.

▶ After averaging just 1.8 ppg last season, Brown has increased his scoring by 6.8 ppg. Among Big Ten players, that ranks as the 5th-largest increase.

▶ He tallied a career-high 16 points vs. Siena and is 33-for-43 (.767) from the FT line on the year.

The Bowling Green, Ohio, native has scored in double figures in 9 games this season. He had a total of one double-digit scoring game entering the year.

▶ Brown posted his first double-double with 12 points and a career-high 16 reb. vs. Texas A&M-CC.

▶ A talented crooner who has been performing with his family's singing group, "Shades of Brown," since a young age, Brown has performed the national anthem before several UW games, including at the Final Four in Indianapolis last season.

BADGER BALANCE

▶ Junior **Nigel Hayes** leads the Badgers averaging 17.0 points per game, but Wisconsin is anything but a one-man team. In fact, 5 different players have led UW in scoring this season and 9 different players have scored at least 10 points in a game.

▶ Every player in Wisconsin's rotation has set a new career high for points this season.

Career Highs this Season

Player	High (Prev.)	Player	High (Prev.)
Nigel Hayes	32 (25)	Jordan Hill	13 (4)
Bronson Koenig	27 (19)	Charlie Thomas	12 (--)
Zak Showalter	21 (10)	Alex Illikainen	10 (--)
Ethan Happ	25 (--)	Khalil Iverson	10 (--)
Vitto Brown	16 (10)		

STEALING THE SHOWALTER

After playing the role of maximum effort, spark off the bench player, junior **Zak Showalter** has emerged as a well-rounded threat in 2015-16.

▶ On the strength of a career-high 21 points against Rutgers, Showalter is averaging 7.5 ppg, 4.1 rpg and is 2nd on the team with 51 assists in 32.1 mpg.

Against the Scarlet Knights (1/2), Showalter was a perfect 8-for-8 from the floor, including 4-for-4 from 3-point range and 1-for-1 at the FT line.

▶ Showalter posted his first career double-double against Marquette with 10 points and 10 rebounds.

▶ Entering the season, Showalter had made just 4-of-24 (16.7%) from 3-point range in his career. He is 24-for-68 (35.3%) from long range this season, the 2nd-best mark on the team.

▶ Showalter leads the Badgers shooting 32-for-36 (.889) at the free throw line. His miss vs. Maryland snapped a string of 24 made FTs, a streak that began in the second game of the season.

▶ "Showy's" offensive contributions haven't come at the expense of the other areas of his game. Showalter still ranks 2nd on the Badgers with 27 steals and has taken a team-high 14 charges.

YOUTH BEING SERVED

The 2015-16 Badgers are the youngest in Bo Ryan's 15 seasons. No team in the Big Ten has more freshmen on its roster than Wisconsin (8).

▶ In addition to **Ethan Happ**, true freshmen **Khalil Iverson**, **Charlie Thomas** and **Alex Illikainen** have each seen extensive action off the Badgers' bench.

▶ Wisconsin's freshman have played 30.7% of the team's minutes this season.

▶ **Illikainen** scored a career-high 10 points vs. Purdue and finished with 9 points and 7 rebounds in a career-high 26 minutes vs. Penn State. In 11 games under Greg Gard, Illikainen is averaging 3.6 ppg in 16.3 mpg. On the year, he is shooting 22-for-46 (.478) from the field this season, including 7-for-19 (.368) from 3-point range.

▶ **Iverson** enjoyed a breakout performance at Illinois (1/31) scoring a career-best 10 points with 5 rebounds in a career-high 30 minutes. He is averaging 14.3 minutes per game off the bench and producing 3.0 ppg and 2.1 rpg to go with 8 blocks and 9 steals.

▶ **Thomas** is seeing an average of 11.5 mpg and tallying 3.1 ppg and 2.3 rpg. Thomas posted career highs of 12 points and 6 rebs vs. Prairie View A&M.

▶ UW's other active scholarship freshmen **Brevin Pritzl** suffered a broken foot in August and re-injured it on Dec. 1. He appeared in just 1 game (vs. Siena).

Andy Van Vliet is forced to sit out this season after the NCAA ruled him ineligible for not enrolling in college within a year of high school graduation.

FINISHING MOVES

▶ The Badgers held a narrow 68-65 lead against No. 4 Michigan State with 5:00 remaining on Jan. 17 before closing out the 77-76 win. That effort continued a very Mariano Rivera-like trend at Wisconsin.

▶ Dating back to February of 2011, UW is 131-5 (.963) when leading or tied with 5:00 left, including a mark of 14-1 this season. UW lost to Milwaukee when leading 58-55 at the 5:00 mark.

The only other losses over the last 5 years have been to Duke (tied 56-56) in the 2015 National Championship, Kentucky (led 69-65) and Ohio State (led 54-50) in 2014 and at Minnesota in 2012-13 season (led 49-43).

▶ UW has also won 149 of its last 152 games (.980) when shooting a higher FG% than its opponents. The Badgers streak of consecutive wins when shooting a higher percentage was snapped at 37 with the loss to Milwaukee. The Badgers shot 36.4% while the Panthers connected on just 35.8%.

▶ Dating back to 2014, Wisconsin has won 30 consecutive games when scoring at least 70 points. That includes a mark of 10-0 this season.

DEVELOPING DEFENSE

▶ Wisconsin is surrendering 64.9 ppg overall this season and is showing defensive improvement.

The Badgers have held Oklahoma, Purdue, Temple, Marquette, Indiana and Maryland to season-low point totals and limited Syracuse to it's 2nd-lowest output game (a game that went to OT).

▶ The Badgers have held 12 of their last 16 opponent below 1.0 points per possession.

▶ During Big Ten play, Wisconsin ranks 2nd in the conference in scoring defense, allowing 64.8 ppg.

▶ UW has led the Big Ten in scoring defense in 9 of the past 13 seasons and finished among the nation's top 10 in 9 of the past 13 years. Last year, the Badgers allowed just 58.2 points per game last season, the top mark in the Big Ten and 12th nationally.

UW's SCORING D (Last 14 years)

Year	Big Ten	NCAA	Pts Per Gm
2015-16	4th	32nd	64.9
2014-15	1st	12th	58.2
2013-14	4th	40th	64.0
2012-13	1st	6th	55.9
2011-12	1st	1st	53.2
2010-11	1st	4th	58.6
2009-10	1st	4th	56.9
2008-09	2nd	10th	59.0
2007-08	1st	1st	54.4
2006-07	3rd	10th	57.9
2005-06	6th	97th	65.6
2004-05	1st	12th	60.2
2003-04	1st	4th	57.0
2002-03	1st	6th	59.3

B1G TEN BEASTS

Wisconsin clinched the outright 2015 Big Ten Championship, marking the school's first title since 2008 and the fourth since 2001-02.

▶ Over the last 14 seasons, Wisconsin has won a total of 7 Big Ten titles - 4 regular season, 3 tournament (only OSU has more since 2002).

Most Big Ten Championships, Since 2002

	School	Titles	Reg. Season	Tourn.
1.	Ohio State	10	5	5
2.	***Wisconsin***	***7***	***4***	***3***
3.	Michigan State	5	3	2
	Illinois	5	3	2

▶ Overall, Wisconsin ranks 4th in Big Ten history with 18 regular-season conference championships.

Most Big Ten Championships, All-Time

	School	Titles	Last
1.	Purdue	22	2010
2.	Indiana	21	2013
3.	Ohio State	20	2012
4.	***Wisconsin***	***18***	***2015***
5.	Illinois	17	2005

▶ Since 2001-02, Wisconsin has had the best conference record in the Big Ten.

Best Big Ten Records, Since 2001-02 (thru 1/28/16)

	Team	Record	Pct.
1.	***Wisconsin***	***176-72***	***.710***
2.	Michigan State	166-83	.667
3.	Ohio State	162-87	.651

▶ The Badgers boasted a winning conference record for the 15th-consecutive season. In 108 years of Big Ten basketball, only 1 school has a longer streak of continuous success (Purdue 16, 1972-88).

Consecutive Winning Seasons, All-Time, Big Ten

	Team	Cons. Seasons
1.	Purdue	16 (1972-88)
2.	***Wisconsin***	***15 (2001-present)***
3.	Indiana	14 (1970-84)
4.	Purdue	13 (1919-32)

▶ Among the major conferences, only Kansas (26) has a longer active streak of above .500 seasons.

▶ Under Bo Ryan, UW never finished lower than 4th in the Big Ten standings. The Badgers' active streak of 14 consecutive seasons in the Big Ten's top 4 is the longest in league history.

Consecutive Top-4 Finishes, All-Time, Big Ten

	Team	Cons. Seasons
1.	***Wisconsin***	***14 (2002-present)***
2.	Purdue	13 (1920-32)
3.	Chicago	10 (1906-15)
	Illinois	10 (1947-56)

SECURITY SPECIALISTS

▶ Since 2001-02, no team has taken better care of the ball than Wisconsin... and it's not close.

▶ This season has been uncharacteristic for the Badgers as they rank 7th in the Big Ten, turning it over 11.3 times per game.

▶ During conference play, UW has taken better care of the ball, turning is over 10.6 times per game.

▶ Last season, UW led the nation and set an NCAA record averaging a mere 7.40 turnovers per game.

The Badgers broke their own NCAA single-season record for fewest turnovers per game. In fact, UW now owns 3 of the 4 lowest marks in NCAA history.

NCAA Record Book, Fewest TOs per game

	TOs per game	Team	Year
1.	7.40	Wisconsin	2014-15
2.	7.59	Wisconsin	2010-11
3.	7.72	Temple	2005-06
4.	8.08	Wisconsin	2013-14
5.	8.09	Georgia State	2013-14

TAKING THE SHOW ON THE ROAD

UW is renowned for its incredible home success, but it has been just as good on the road lately.

▶ Wisconsin is 41-12 (.774) away from home over the last two seasons, including a mark of 21-2 last year (10-2 on the road and 11-1 in neutral).

▶ UW won 10 true road games last season, equaling the school single-season record set in 2007-08.

▶ Kentucky (10-0) and Virginia (11-1) were the only major conference teams with a better road win percentage than Wisconsin (10-2) last season.

▶ Among major conference teams, UW owns the most wins and the 2nd-best win percentage away from home over the last 3 seasons.

Most Wins Road/Neutral, Major Conf. (Since 2013-14)

	Team	Road	Neutral	Total	Pct.
1.	***Wisconsin***	***21-8***	***20-4***	***41-12***	***.774***
2.	Villanova	26-5	13-4	39-9	.813
	Virginia	23-9	16-3	39-12	.765
4.	Arizona	20-8	18-4	38-12	.760
5.	Kentucky	17-10	19-5	36-15	.706

Best Win Pct. Road/Neutral, Major Conf. (Since 2013-14)

	Team	Road	Neutral	Total	Pct.
1.	Villanova	26-5	13-4	39-9	.813
2.	***Wisconsin***	***21-8***	***20-4***	***41-12***	***.774***
3.	Virginia	23-9	16-3	39-12	.765
4.	Arizona	20-8	18-4	38-12	.760
5.	Kentucky	17-10	19-5	36-15	.706

** Updated thru 2/7/16*

▶ Since 2001-02, the Badgers lead the Big Ten with 87 true road wins. In the Ryan era, Wisconsin owns the most true road wins (88) and best win pct. (.543) among Big Ten teams.

B1G'S BEST ROAD RECORDS
Since 2001-02 (thru 1/31/16)

Overall	Road Wins	Overall	Road Win %
Wisconsin	88	Wisconsin	.543 (88-74)
Michigan State	77	Michigan St.	.513 (77-73)
Ohio State	72	Ohio State	.480 (72-78)
Illinois	67	Illinois	.456 (67-80)
Michigan	55	Michigan	.353 (55-101)

ON THE REBOUND

▶ UW is 3rd in the Big Ten with 12.3 offensive rebounds per game.

▶ UW's offensive rebounding prowess has led to an average of 11.0 second-chance points per game. Conversely, the Badgers are allowing 8.8 opponent second-chance points.

▶ In their first meeting this season, the Badgers held Indiana to a season-low 4 offensive rebounds and zero 2nd-chance points. The Hoosiers lead the Big Ten in off. rebounding pct.

▶ Wisconsin out-rebounded Syracuse 51-25 on Dec. 2, marking just the 7th time in the Bo Ryan era the Badgers have amassed 50+ rebounds in a game.

2015-16 TEAM INFO

Starters Returning/Lost: 2/3
Letterwinners Returning/Lost: 9/5

▶ Wisconsin looks to replace 5 of the top 7 scorers from a year ago, but does return a pair of starters in juniors Nigel Hayes and Bronson Koenig. Overall, the Badgers bring back just 38.1% of their minutes played from last season, the lowest total since Bo Ryan inherited a 2001-02 team that returned 30.0% of its minutes.

UW returns 34.3% of its scoring and 31.5% of its rebounding from 2014-15, both are the fewest of any team in the Big Ten.

UW Pct. Returning from 2014-15 (Big Ten Rank)

Minutes	38.1%	2nd lowest (Ohio St., 33.6%)
Points	34.3%	lowest
Rebounds	34.2%	lowest
Assists	40.5%	3rd lowest
3-Pt. FGs	37.2%	3rd lowest

▶ The 2015-16 season will mark the first year under Bo Ryan in which the Badgers do not have a scholarship senior. The only senior on the roster is walk-on G Jordan Smith. Wisconsin has had at least one senior starter in each of Ryan's first 14 seasons in Madison. In fact, the Badgers have started at least two seniors in 10 of those 14 seasons.

▶ Defending Big Ten regular season and tournament champions, the Badgers enter the 2015-16 season seeking back-to-back conference titles for the first time since 2002-03. Wisconsin will also take aim at a third-consecutive Final Four appearance, something only 11 schools have done in the history of the NCAA tournament. The most recent team to turn the three-peat was UCLA (2006-08).

ALL-BIG TEN DUO: HAYES, KOENIG

Wisconsin juniors **Nigel Hayes** and **Bronson Koenig** comprise one of the top duos in college basketball. The juniors were both named to the Wooden Award preseason Top 50 as were both tabbed to the 2015-16 Preseason All-Big Ten Team.

This is one of just 4 schools to have a two players on the Wooden Award preseason list in consecutive seasons as Frank Kaminsky and Sam Dekker earned the distinction last year (with Duke, Kentucky, Wichita State).

▶ Hayes and Koenig were also named to watch lists for the Julius Erving Award and Bob Cousy Award, respectively, as announced by the Naismith Memorial Basketball Hall of Fame.

Each watch list contains the top 20 players at its position, as the Julius Erving Award recognizes the top small forward in the nation and the Bob Cousy Award recognizes the top point guard in the country.

Dekker was a finalist for the Erving Award last season. Jordan Taylor (2012) was UW's last finalist for the Cousy Award.

▶ Junior Nigel Hayes was named a preseason All-American by *The Sporting News* and finished 9th in the AP preseason All-American balloting.

PRESEASON HONORS

NIGEL HAYES

- ▶ 9th in AP Preseason All-America Voting
- ▶ Preseason All-American (*Sporting News*)
- ▶ Preseason 2nd-Team All-American (CBS, ESPN, *Sports Illustrated*)
- ▶ Wooden Award Preseason Top 50
- ▶ Naismith Early-Season Watch List
- ▶ Julius Erving Award Watch List
- ▶ Oscar Robertson Watch List
- ▶ Good Works Team Nominee
- ▶ Consensus Preseason All-Big Ten

BRONSON KOENIG

- ▶ Wooden Award Preseason Top 50
- ▶ Bob Cousy Award Watch List
- ▶ Preseason All-Big Ten

ETHAN HAPP

- ▶ No. 11 on *Sports Illustrated* top freshman

2014-15 LOOK BACK

Record: 36-4 | **Big Ten:** 16-2 (1st)

▶ Playing in its 17th-consecutive NCAA tournament after earning the first No. 1 seed in school history, Wisconsin returned to the Final Four for the 2nd-straight season and the 4th time in school history. UW is just the 9th Big Ten team in history to reach back-to-back national semifinals.

With a 71-64 win over No. 1 Kentucky, the Badgers advanced to their first national title game since 1941. UW would fall to Duke in the title game, 68-63.

▶ UW set a school single-season record with 36 wins, winning at least 30 games in back-to-back seasons and the 4th time in program history (all 4 since 2007). Kansas (6) and Duke (5) are the only schools in the nation with more 30-win seasons since 2007.

▶ At 36-4, UW is just the 3rd Big Ten team to win at least 35 games in a season and the first since Ohio State (35-3) in 2006-07. The B1G record is 37 wins by Illinois in 2004-05.

▶ After winning 3 games in 3 days in Chicago, the Badgers added 2015 Big Ten Tournament Champions to a resume that already included the outright 2015 regular-season championship.

With a mark of 16-2, UW matched its best-ever 18-game conference record and claimed the 18th regular season championship in school history and the 4th title under Bo Ryan (also in 2002, 2003 and 2008).

▶ Senior Frank Kaminsky put together the greatest season in Wisconsin history, becoming the first Badger player to earn consensus National Player of the Year honors. The 21st consensus All-American in school history, Kaminsky swept the national awards winning the Wooden, Naismith, Robertson and AP Player of the Year. Kaminsky averaged 18.8 ppg, 8.2 rpg while shooting 54.7% overall and 41.6% 3FGs.

▶ Kaminsky and junior Sam Dekker became the first Badgers duo to be drafted in the first round of the NBA Draft. Selected 9th overall by Charlotte, Kaminsky is the 2nd-highest drafted UW player in the last 60 years. Dekker was picked 9 spots later by the Houston Rockets. Senior Duje Dukan also signed a rookie contract with the Sacramento Kings.

▶ According to Ken Pomeroy's rankings, UW boasted the No. 1 offense in the nation, averaging 127.9 points per 100 possessions. During conference play, UW ranked 2nd in the Big Ten in scoring (70.3 ppg) and tops in shooting (47.7%).

▶ UW led the nation in fewest fouls (12.5 avg.), fewest turnovers (7.4 TOs avg.) and fewest opposing FTAs per game (11.7). The Badgers also ranked 12th in the NCAA in scoring D (58.2 ppg).

On the year, the Badgers MADE 584 free throws while their opponents ATTEMPTED 469 free throws. UW's +115 differential was the highest in the nation.

▶ The Badgers sold out all 16 home games in 2014-15, averaging a Big Ten-best 17,279 per game. That figure also ranked 5th in the nation, trailing only Syracuse, Kentucky, Louisville and North Carolina. UW has led the Big Ten in attendance in 10 of the last 13 seasons and has finished among the nation's top 7 in each of the last 15 years.

Wisconsin Program Notes

17 straight NCAA tournaments • 7 Big Ten trophies in last 14 years • 20 wins in 12 of last 13 seasons

WINNING AT WISCONSIN

▶ The Badgers won a school-record 36 games last season, reaching 30 wins for the 4th time in school history. All 4 have come in the last 9 years. Bo Ryan-led teams own each of the top 11 spots in the UW record book for single-season wins.

Wisconsin Record Book, Single-Season Wins

1.	36	2014-15	6.	25	2003-04
2.	31	2007-08		25	2004-05
3.	30	2006-07		25	2010-11
	30	2013-14	9.	24	2002-03
5.	26	2011-12		24	2009-10
			11.	23	2012-13

▶ Including last season, Ryan's teams won at least 20 games in 12 of his 14 seasons at UW. Illinois (10) is the only other Big Ten team with 10 20-win seasons since 2001-02. Prior to Ryan's arrival, the Badgers had just four 20-win seasons in 103 years of basketball.

UW has won at least 20 games in each of the last 8 seasons, the 2nd-longest active streak in the Big Ten.

Team	Consecutive 20-win seasons
Ohio State	10
Wisconsin	***9***
Illinois	4

▶ Over the last two seasons, the Badgers have posted 66 win, the third-highest total in the nation. Only Arizona (67) and Kentucky (67) have won more.

BIG TEN, BIG RESULTS

▶ Since Bo Ryan took over in 2001, UW has won 7 Big Ten championships (4 regular season and 3 tourn.). Only OSU (10; 5 regular season, 5 tourn.) has won more titles during Ryan's tenure. MSU and ILL have 5, but no other school has more than 3 over that span.

▶ Ryan's teams posted a 172-68 (.717) Big Ten record, the best mark in the conference over the last 13 seasons. Michigan St. is second at 161-79 (.671) and Ohio St. is third at 156-84 (.650).

▶ Last season, Wisconsin won the Big Ten with a record of 16-2 in conference play. The Badgers have notched double-digit conference wins in 13 of 14 years under Bo Ryan and have never finished lower than fourth place in the Big Ten standings.

▶ UW has posted a winning conference record in each of the last 14 seasons. Among the 6 major conferences, only Kansas (23 seasons) has a longer active streak of finishing above .500 in league play.

ALL WE DO IS WIN, WIN, WIN

During Bo Ryan's 14 full seasons, Wisconsin accumulated an overall record of 357-125 (.741). That win total and percentage put the Badgers in pretty exclusive company.

Wisconsin's .741 win percentage ranked 9th among all NCAA Div. I teams in that span.

NCAA Leaderboard - Best Winning Pct. (since '01-02)

(through 2014-15 season - courtesy of STATS, Inc.)

	Team	W-L	Pct.
1.	Duke	412-87	.826
2.	Kansas	415-90	.822
3.	Gonzaga	386-87	.816
4.	Memphis	379-112	.772
5.	Kentucky	383-115	.769
6.	Pittsburgh	364-122	.749
7.	Syracuse	366-125	.745
8.	Louisville	368-126	.745
9.	***Wisconsin***	***357-125***	***.741***
10.	Florida	365-130	.737
11.	Ohio State	354-133	.727
12.	North Carolina	359-137	.724
13.	Connecticut	350-135	.722
14.	VCU	339-133	.718
15.	Arizona	345-136	.717

▶ UW's 357 wins since 2001 were the most of any Big Ten team and ranked 11th among all Div. I teams. Ohio State (354) and Michigan State (347) owned the next-highest win totals in the conference.

▶ Under Bo Ryan, Wisconsin was not only been the best team in the Big Ten, but owned one of the best conference win percentages in the nation in that era.

Conference Win Pct., Major Conf., Since '01-02

	Team	W-L	Pct.
1.	Kansas	194-38	.836
2.	Duke	175-55	.761
3.	Kentucky	173-57	.752
4.	***Wisconsin***	***172-68***	***.717***
5.	Louisville	122-54	.693

NCAA TOURNEY REGULARS

▶ UW qualified for the NCAA tournament in each of Bo Ryan's 14 seasons in Madison, posting a 25-14 record over that span. Under Ryan, UW won at least one game in 12 of the last 14 NCAA appearances. Among Big Ten teams, only MSU (28) has won more NCAA tourney games than UW since 2001-02.

▶ UW has made 17 consecutive NCAA tourneys - 1 of just 6 schools with an active streak of at least 16 years: Kansas (26), Duke (20), Mich St. (18) & Gonzaga (17).

▶ Wisconsin advanced to the Final Four in both 2014 and 2015, becoming one of 8 Big Ten teams to reach back-to-back Final Fours. The Badgers have advanced to the Final Four a total of 4 times, winning the national championship in 1941 and reaching the national semifinals in 2000.

▶ UW has reached the Sweet 16 or better in 4 of the last 5 years. No team in the nation has gone more frequently over that span.

BADGERS ATTENDANCE IS B1G

▶ In 2014-15, the Badgers led the Big Ten and finished 5th nationally by averaging a sellout capacity of 17,279 per game.

▶ Wisconsin has led the Big Ten in attendance in 10 of the last 13 seasons and has finished among the nation's top 7 in each of the last 15 years.

Wisconsin Attendance (Kohl Center era: 2000-2014)

Year	Average	Big Ten Rank	NCAA Rank
1997-98*	13,335	7th	22nd
1998-99	15,770	2nd	10th
1999-00	16,163	3rd	11th
2000-01	16,811	2nd	7th
2001-02	15,528	3rd	6th
2002-03	16,930	1st	6th
2003-04	17,142	1st	6th
2004-05	17,142	1st	5th
2005-06	17,142	1st	7th
2006-07	17,190	2nd	7th
2007-08	17,190	1st	7th
2008-09	17,230	1st	6th
2009-10	17,230	1st	6th
2010-11	17,230	1st	7th
2011-12	17,181	1st	5th
2012-13	16,843	2nd	7th
2013-14	17,104	2nd	7th
2014-15	17, 279	1st	5th

* Wisconsin played 8 of its 15 home games at the UW Field House (capacity 11,500)

Badgers in the NBA

NBA	Team	UW Years
Sam Dekker	Houston Rockets	2013-15
Duje Dukan	Sacramento Kings	2011-15
Devin Harris	Dallas Mavericks	2002-04
Frank Kaminsky	Charlotte Hornets	2012-15
Jon Leuer	Phoenix Suns	2008-11

Badgers Overseas

Overseas	UW Years	Country	Team
Jared Berggren	2010-13	Italy	AV Cantu
Mike Bruesewitz	2010-13	Norway	Baerum Basket
Brian Butch	2004-08	Japan	Toshiba Brave Kanagawa
Jason Chappell	2003-07	Austria	Xion Dukes Klosterneuburg
Ryan Evans	2010-13	France	Saint-Quentin
Josh Gasser	2011-15	Germany	Braunschweig
Trevon Hughes	2007-10	France	Cholet
Marcus Landry	2006-09	Spain	Gipuzkoa BC San Sebastian
Keaton Nankivil	2008-11	Latvia	VEF Riga
Kirk Penney	2000-03	Australia	Illawarra Hawks
Jordan Taylor	2009-12	Germany	Alba Berlin
Kammron Taylor	2004-07	Venezuela	Gigantes De Guayana
Alando Tucker	2003-07	France	Sluc Nancy

Home Sweet Home

The Badgers are VERY good at the Kohl Center

WISCONSIN AT HOME SINCE 2001-02

220-27 (.891)	Overall Home Record
110-16 (.873)	vs. Big Ten teams
110-11 (.909)	vs. non-conference teams
81-5 (.942)	vs. unranked Big Ten teams
37-15 (.712)	vs. teams ranked in the AP top 25
27-4 (.871)	vs. in-state teams
Undefeated	vs. PSU (12-0), IND (12-0), NEB (3-0)
One-loss	vs. IOWA (11-1), NW (11-1), MINN (11-1), MICH (10-1)

◆ Since the 2001-02 season, the Badgers have compiled a 220-27 (.891) record at the Kohl Center, including a mark of 110-16 (.873) in Big Ten home games.

◆ Four of the 8 longest home winning streaks in UW history have happened in the last 15 years, including the school-record 38-game winning streak from 2002 to 2005.

◆ Over the last 15 seasons, 162 of the Badgers' 220 home wins have come by at least 10 points (73.6 percent).

◆ Wisconsin has trailed at halftime in only 44 of 247 home games since the 2001-02 season. UW has come back to win 27 of those 44 games.

◆ UW had a streak of 143 consecutive sellouts at the Kohl Center snapped in 2011 (vs. Green Bay). Wisconsin sold out every game from 2003 until midway through the 2011-12 season.

Including last Thursday's game vs. Ohio State, the Badgers are currently enjoying a streak of 37 consecutive sellouts dating back to Jan. of 2014. All remaining games of the 2015-16 season are sold out.

HOME COOKING

Since the 2001-02 season, the Badgers have amassed a 220-27 (.891) record at home, the 4th-best winning percentage in the country.

	Team	Record	Pct.
1.	Kansas	236-12	.952
2.	Duke	222-14	.941
3.	Gonzaga	196-16	.925
4.	***Wisconsin***	***220-27***	***.891***
5.	BYU	203-25	.890
6.	Michigan State	207-29	.877

(records through 2/7/16)

◆ In 2014-15, the Badgers led the Big Ten and ranked 5th nationally in attendance (17,279 per game). UW has led the Big Ten in attendance in 10 of the last 13 seasons and has finished among the nation's top 7 in each of the last 15 years.

◆ This season, the Badgers sold out the 2,100-person Grateful Red (third-largest student section in the Big Ten) in exactly 4 minutes.

STREAKING

Three of the five longest home winning streaks in Wisconsin history have occurred over the last 15 years. Here is a look at the longest home winning streaks in UW history:

No.	Began	Ended
38	**12/7/2002 (UNLV)**	**1/25/2005 (Illinois)**
33	3/8/1911 (NW)	1/23/1915 (Chicago)
28	**2/8/2006 (Ind.)**	**12/8/2007 (Marq.)**
24	1/14/1929 (Ind.)	2/14/1931 (Minn.)
23	**2/13/2010 (Ind.)**	**12/3/11 (Marq.)**
18	2/27/1909 (Pur.)	3/1/1911 (Minn.)
18	2/19/1915 (Pur.)	1/26/1917 (Chicago)
18	**2/5/2009 (Ill.)**	**2/9/2010 (Illinois)**

Bold indicates since 2001-02

BIG WINS AT THE KOHL CENTER

Most memorable home wins of the last 15 years:

Dec. 1, 2001 - UW 70, UW-Green Bay 57
Bo Ryan's first victory at the Kohl Center

Dec. 22, 2001 - UW 86, #14 MU 63
Kirk Penney scores 33 points in UW's first win over a ranked team under Bo Ryan

Jan. 5, 2002 - UW 72, #7 Illinois 66
Ryan's first win over a top-10 team at UW

Feb. 27, 2002 - UW 74, Michigan 54
UW clinches a share of first Big Ten title since 1947

Dec. 7, 2002 - UW 91, UNLV 74
UW begins school-record 38-game home win streak - Alando Tucker 24 points, 18 rebounds

March 5, 2003 - UW 60, #14 Illinois 59
Devin Harris makes 1-of-2 FTs with 0.4 seconds left to clinch outright Big Ten title

Dec. 23, 2004 - UW 85, UNC Green. 53
UW wins a school-record 34th-straight home game

Jan. 16, 2005 - UW 62, #15 Mich. St. 59
Wisconsin overcomes 8-point deficit with 1:58 remaining to win its 38th-straight home game

Feb. 9, 2005 - UW 72, Iowa 69
UW overcomes a 13-point deficit with 12:27 remaining in the game

March 1, 2005 - UW 62, Indiana 60
Alando Tucker scores putback as time expires

Feb. 15, 2006 - UW 78, #12 Ohio St. 73
UW overcomes a nine-point halftime deficit to beat No. 12 Ohio State

Dec. 16, 2006 - UW 89, #2 Pitt 75
Alando Tucker and Brian Butch combine for 59 points

Jan. 9, 2007 - UW 72, #5 Ohio St. 69
Badgers win the first matchup in school history of top-five teams

March 3, 2007 - UW 52, Michigan St. 50
Kammron Taylor's 3-pointer with 3.9 seconds left gives UW the win

Dec. 2, 2009 - UW 73, #6 Duke 69
Trevon Hughes scores 26 as UW's win clinches Big Ten's first Big Ten/ACC title

Jan. 9, 2010 - UW 73, #4 Purdue 66
Jordan Taylor (23) and Jason Bohannon (20) help end Purdue's undefeated season

Feb. 2, 2010 - UW 67, #5 Michigan State 49
Badgers end MSU's 9-0 Big Ten start

Feb. 12, 2011 - UW 71, #1 Ohio State 67
Stopped OSU's 24-0 start and UW's first win over AP No. 1 since 1962

Feb. 9, 2013 - UW 65, #2 Michigan 62 (OT)
Ben Brust's half-court buzzer-beater sends game to overtime where UW wins

Nov. 19, 2013 - UW 103, North Dakota 85
UW's first 100-point game since 1995, Frank Kaminsky scores UW single-game record 43 points

Feb. 9, 2014 - UW 60, #8 Michigan State 58
Treavon Jackson hits game-winning jumper with 2.1 seconds left in Bo Ryan's 150th Big Ten win

March 1, 2015 - #6 UW 68, Michigan State 61
UW claims its 18th Big Ten championship and the 4th under Bo Ryan as Frank Kaminsky scores 31

Dec. 23, 2015 - UW 84, Green Bay 79
Greg Gard's first win as interim head coach

Jan. 17, 2016 - UW 77, #4 Michigan State 76
First ranked win of Gard era, Koenig/Hayes total 52 pts

ZAK SHOWALTER

R-Junior ▪ Guard
6-2 ▪ 184 ▪ Germantown, Wis.

Twitter: @ZShowbball333
Instagram: zshowalter3

PLAYER PROFILE

▶ Starting for the first time in his career and seeing an average of 32.1 minutes per game, averaging 7.5 points and 4.1 rebounds per game.

Leads UW in charges drawn (14), is 2nd in assists (51) and is tied for 2nd in steals (27).

▶ Entered the season having hit 4-of-24 (16.7%) from 3-point range in his career. He is 24-for-68 (35.3%) from beyond the arc this season.

▶ Last season, Showalter was one of the key reserves and sparks off the bench and averaged 2.1 points, 1.3 rebounds and 7.6 minutes per game.

▶ Prior to redshirting his sophomore season (2013-14), averaged 6.7 minutes per game as a true freshman. Finished the 2012-13 season averaging 1.7 points and 1.0 rebounds per game, while also tallying 12 assists and 7 steals.

2015-16 TOP PERFORMANCES

▶ Literally could not miss against Rutgers (1/2), scoring a career-high 21 points on perfect 8-for-8 FG shooting, which included a career high 4 3-pointers (4-4 3FG); also 1-1 FT.

▶ Then-career-high 14 points vs. Prairie View A&M (11/25), going 3-for-7 from 3-point range.

▶ Tallied the first double-double of his career with 10 points and 10 rebounds against Marquette (12/12). He also chipped in 2 assists and 1 steal.

2014-15 TOP PERFORMANCES

▶ Came off the bench and tallied 6 points (3-3 FG), 1 steal, 1 assist and 1 rebound to help fuel UW's 19-7 comeback run in the Sweet 16 round of the NCAA Tournament vs. North Carolina (3/26/15).

▶ Tallied 5 points (2-2 FG, 1-1 3FG), a career-high 5 rebounds and 2 assists in 15 minute in the third round of the NCAA Tournament vs. Oregon (3/22/15).

▶ Provided a lift off the bench with 2 points and 3 rebounds (2 offensive) in 7 minutes during the Big Ten tournament semifinals vs. Purdue (3/14).

▶ Scored a career-high 9 points (3-4 FG), while also adding 2 assists and 2 steals in 14 minutes vs. Indiana (2/3).

▶ Played a season-high 18 minutes vs. Iowa (1/20), adding 5 points, 3 rebounds, 2 assists and 1 steal in UW's win.

▶ Contributed 10 key minutes at Michigan (1/24) when UW ran into foul trouble. Finished with 3 rebounds and 1 assist.

▶ Tied season-high 7 points; also 2 steals vs. UAB (11/26).

▶ Scored a season-high 7 points on 3-for-5 shooting vs. Chattanooga (11/16).

SHOWALTER'S CAREER AT A GLANCE

▪ Has played in 80 career games, including 22 as a true freshman in 2012-13; 35 on UW's 2014-15 team that made the national championship game; has started all 23 games this season.

▪ Averaged 7.6 minutes per game last season and finished averaging 2.1 points and 1.3 rebounds per game, while totaling 16 assists and 10 steals.

▪ This season, Showalter is a starter for the first time in his career and is averaging 32.1 minutes per game and posting an average of 7.5 points, 4.1 rebounds and 88.9% FT shooting (32-36).

CAREER HIGHS

POINTS:	21 vs. Rutgers (1/2/16)
FIELD GOALS:	8 vs. Rutgers (1/2/16)
FG ATTEMPTS:	10 vs. Western Illinois (11/13/15)
3-POINT FGS:	4 vs. Rutgers (1/2/16)
3-POINT FGAS:	7 (2x) MR vs. PVA&M (1125/15)
FREE THROWS:	6 vs. VCU (11/22/15)
FT ATTEMPTS:	6 vs. VCU (11/22/15)
REBOUNDS:	10 vs. Marquette (12/12/15)
ASSISTS:	7 at Northwestern (1/12/16)
BLOCKS:	2 vs. VCU (11/22/15)
STEALS:	3 (3x) MR vs. Green Bay (12/23/15)
MINUTES:	41 at Syracuse (12/2/15)

SUPERLATIVES

	SEASON	CAREER
5+ POINTS:	16	28
10+ POINTS:	6	6
3+ REBOUNDS:	16	27
DOUBLE-DOUBLES:	1	1
2+ ASSISTS	13	23
2+ STEALS:	7	11
CHARGES TAKEN:	14	19

2015-16 GAME-BY-GAME STATS FOR SHOWALTER

				Total		3-Pointers		Free throws		Rebounds											
Opponent	Date	gs	min	fg-fga	pct	3fg-fga	pct	ft-fta	pct	off	def	tot	avg	pf	a	t/o	blk	stl	pts	avg
WESTERN ILLINOIS	11/13/15	*	40	3-10	.300	2-7	.286	0-1	.000	0	6	6	6.0	2	1	0	0	1	8	8.0
SIENA	11/15/15	*	24	3-4	.750	1-2	.500	1-2	.500	1	3	4	5.0	4	1	1	0	0	8	8.0
NORTH DAKOTA	11/17/15	*	33	2-5	.400	1-3	.333	5-5	1.000	0	6	6	5.3	3	1	0	0	0	10	8.7
vs Georgetown	11/20/15	*	31	3-7	.429	1-3	.333	0-0	.000	4	3	7	5.8	5	2	3	0	0	7	8.3
vs VCU	11/22/15	*	37	2-5	.400	0-0	.000	6-6	1.000	2	4	6	5.8	1	6	2	2	3	10	8.6
PRAIRIE VIEW A&M	11/25/15	*	36	4-8	.500	3-7	.429	3-3	1.000	0	1	1	5.0	1	2	2	0	3	14	9.5
at Oklahoma	11/29/15	*	27	1-6	.167	1-3	.333	0-0	.000	2	2	4	4.9	4	1	1	0	1	3	8.6
at Syracuse	12/02/15	*	41	3-6	.500	0-3	.000	0-0	.000	1	5	6	5.0	4	5	3	0	1	6	8.3
TEMPLE	12/05/15	*	38	4-9	.444	1-3	.333	2-2	1.000	0	4	4	4.9	2	3	1	1	2	11	8.6
MILWAUKEE	12/09/15	*	39	0-2	.000	0-1	.000	2-2	1.000	1	4	5	4.9	5	4	1	0	1	2	7.9
MARQUETTE	12/12/15	*	39	4-8	.500	2-4	.500	0-0	.000	2	8	10	5.4	4	2	2	0	1	10	8.1
TEXAS A&M-CORPUS CH	12/15/15	*	27	2-6	.333	2-6	.333	2-2	1.000	0	2	2	5.1	4	0	0	0	0	8	8.1
GREEN BAY	12/23/15	*	22	1-2	.500	1-2	.500	0-0	.000	1	3	4	5.0	5	4	4	0	3	3	7.7
PURDUE	12/29/15	*	36	4-6	.667	0-1	.000	0-0	.000	1	1	2	4.8	3	2	1	1	0	8	7.7
RUTGERS	01/02/16	*	30	8-8	1.000	4-4	1.000	1-1	1.000	1	2	3	4.7	2	2	2	1	1	21	8.6
at INDIANA	01/05/16	*	37	1-5	.200	0-3	.000	2-2	1.000	0	1	1	4.4	2	0	2	0	2	4	8.3
MARYLAND	01/09/16	*	28	4-6	.667	1-2	.500	0-1	.000	0	2	2	4.3	3	1	1	0	2	9	8.4
at Northwestern	01/12/16	*	35	3-7	.429	2-5	.400	0-0	.000	0	3	3	4.2	3	7	1	1	0	8	8.3
MICHIGAN STATE	01/17/16	*	24	1-2	.500	0-1	.000	2-2	1.000	0	0	0	4.0	3	0	0	0	1	4	8.1
at Penn State	01/21/16	*	27	1-1	1.000	0-0	.000	2-3	.667	0	4	4	4.0	2	2	2	1	1	4	7.9
INDIANA	01/26/16	*	20	0-2	.000	0-1	.000	0-0	.000	1	3	4	4.0	5	1	1	0	1	0	7.5
at Illinois	01/31/16	*	37	2-7	.286	0-4	.000	4-4	1.000	1	6	7	4.1	3	0	1	0	1	8	7.5
OHIO STATE	02/04/16	*	30	2-4	.500	2-3	.667	0-0	.000	1	3	4	4.1	1	4	2	0	2	6	7.5
Totals		23	738	58-126	.460	24-68	.353	32-36	.889	19	76	95	4.1	71	51	33	7	27	172	7.5

GET TO KNOW ZAK

- One of the most athletic players on the team, known for energy and spirited hustle plays.
- Capable of producing highlight plays when on the court, as seen by his SportsCenter Top 10, put-back dunk last season against UAB at the Battle 4 Atlantis (11/26/14).
- Entered Wisconsin program as a walk-on, but subsequently earned a scholarship; now a starter
- Won the Wisconsin state championship as a prep at Germantown, playing for his father, Steve, who served as his high school coach and also played for Bo Ryan at UW-Platteville ('85-89).
- Earned Wisconsin Basketball Coaches' Association and AP first-team all-state honors during his senior season at Germantown, averaging 22 points, 5.5 assists and 4 rebounds per game.
- Finished his high school career as Germantown's all-time leading scorer.
- Father, Steve, and brother, Jake, are an assistant coach-player combo at Lindenwood University.

NIGEL HAYES

Junior ▪ Forward
6-8 ▪ 240 ▪ Toledo, Ohio

Twitter: @NIGEL_HAYES
Instagram: nigel_hayes

PLAYER PROFILE

▶ A preseason All-American and consensus All-Big Ten selection, Hayes prides himself on being a well-rounded individual and student-athlete. He was also nominated for the 2015 Allstate NABC Good Works Team.

▶ Leads all Badgers in points (17.1), assists (81), FTs (140), FTAs (188). 2nd for UW in reb (138), T2nd in stl (27)

▶ Hayes is 1 of just 2 Big Ten players, joined by Denzel Valentine (MSU), avg at least 15.0 ppg, 6.0 rpg & 3.5 apg.

▶ Hayes ranks among the top 16 in the Big Ten in all three major categories: points (6th), rebounds (T16th), and assists (T13th).

▶ With 24 points against Green Bay, Hayes became the 42nd player in Wisconsin history to score 1,000 career points. Hayes reached that figure in 91 games and became just the 18th player in school history to reach the century mark in three seasons.

2015-16 TOP PERFORMANCES

▶ Powered his way to a game-high 31 points against Indiana (1/26) with career highs in FTs (17) and FTAs (22).

▶ Recorded 25 points (7-14 FG, 2-3 3FG, 9-10 FT) and 7 rebounds in UW's upset of No. 4 Michigan State (1/17).

▶ Tallied one of his three double-doubles on the year with 20 points and 11 rebounds at then-No. 7 Oklahoma (12/2).

▶ Scored a career-high 32 points and also grabbed 8 rebounds vs. Milwaukee (12/9).

▶ On an efficient 7-for-8 shooting, scored a team-high 24 points with 5 rebounds and 4 assists vs. Green Bay (12/23).

▶ Had 22 points and added 4 rebounds at Madison Square Garden vs. Georgetown in the 2K Classic (11/20).

2014-15 TOP PERFORMANCES

▶ Posted 12 points, 5 rebounds and an assist to help Wisconsin knock off an undefeated Kentucky team in the national semifinal of the 2015 Final Four (4/4).

▶ 13 points in national championship vs. Duke (4/6).

▶ Tallied 12 points, 6 rebounds and 1 steal in UW's Sweet 16 game against North Carolina (3/26).

▶ Had 15pts, 8reb, 3ast, 1stl vs. Coastal Carolina (3/20).

▶ Matched a career-high 25 points (3-4 3FG, 12-12 FT) and added 5 rebounds, 2 steals to lead UW in Big Ten tournament championship game vs. Michigan State (3/15).

▶ Scored 14 points on efficient 6-for-9 shooting, adding 4 rebounds, 2 assists and 1 steal vs. Michigan State (3/1).

▶ Scored a then-career-high 25 points (8-11 FG, 2-2 3FG), while adding 11 rebounds vs. Green Bay (11/19).

HAYES' CAREER AT A GLANCE

- 2015-16 Preseason All-American; All-Big Ten
- 2015 Third-Team All-Big Ten honoree
- 2014 Big Ten Sixth Man of the Year and named to Big Ten All-Freshman Team
- Has played in 101 career games (63 starts), including starting all 40 games last season
- Big Ten Freshman of the Week 4x (12/30, 1/6, 2/10, 2/17). Became the first player in conference history to earn back-to-back Big Ten Freshman of the Week honors on multiple occasions

CAREER HIGHS

POINTS:	32 vs. Milwaukee (12/9/15)
FIELD GOALS:	9 vs. Milwaukee (12/9/15)
FG ATTEMPTS:	18 (2x) MR vs. Marquette (12/12/15)
3-POINT FGS:	3 (3x) MR vs. Duke (4/6/15)
3-POINT FGAS:	8 at Oklahoma (11/29/15)
FREE THROWS:	17 vs. Indiana (1/26/16)
FT ATTEMPTS:	22 vs. Indiana (1/26/16)
REBOUNDS:	13 (3x) MR at Penn State (2/18/15)
ASSISTS:	7 (2x) MR vs. PVA&M (11/25/15)
BLOCKS:	3 vs. Prairie View A&M (12/28/13)
STEALS:	3 (2x) MR vs. Green Bay (12/23/15)
MINUTES:	44 at Syracuse (12/2/15)

SUPERLATIVES

	SEASON	CAREER
10+ POINTS:	21	62
20+ POINTS:	7	10
5+ REBOUNDS:	14	51
5+ ASSISTS:	7	9
DOUBLE-DOUBLES:	3	7
5+ FTAS:	16	48
2+ STEALS:	9	27
LED UW IN POINTS:	13	21
LED UW IN REBOUNDS:	5	19
LED UW IN ASSISTS:	13	25
CHARGES TAKEN:	2	6

2015-16 GAME-BY-GAME STATS FOR HAYES

				Total		3-Pointers		Free throws		Rebounds											
Opponent	Date	gs	min	fg-fga	pct	3fg-fga	pct	ft-fta	pct	off	def	tot	avg	pf	a	t/o	blk	stl	pts	avg
WESTERN ILLINOIS	11/13/15	*	40	4-13	.308	1-4	.250	8-11	.727	3	1	4	4.0	1	4	0	0	0	17	17.0
SIENA	11/15/15	*	21	5-6	.833	1-1	1.000	3-4	.750	1	2	3	3.5	3	4	0	0	1	14	15.5
NORTH DAKOTA	11/17/15	*	34	4-13	.308	1-3	.333	2-4	.500	2	4	6	4.3	0	7	0	1	1	11	14.0
vs Georgetown	11/20/15	*	38	7-17	.412	2-5	.400	6-8	.750	3	1	4	4.3	2	1	3	0	2	22	16.0
vs VCU	11/22/15	*	38	2-5	.400	1-2	.500	5-10	.500	2	2	4	4.2	3	2	2	1	1	10	14.8
PRAIRIE VIEW A&M	11/25/15	*	34	3-11	.273	0-5	.000	4-4	1.000	0	2	2	3.8	3	7	4	0	0	10	14.0
at Oklahoma	11/29/15	*	36	5-17	.294	2-8	.250	8-11	.727	7	4	11	4.9	3	4	0	1	0	20	14.9
at Syracuse	12/02/15	*	44	5-15	.333	1-5	.200	4-4	1.000	4	8	12	5.8	3	6	5	1	0	15	14.9
TEMPLE	12/05/15	*	36	6-16	.375	0-0	.000	6-7	.857	6	6	12	6.4	1	3	1	0	0	18	15.2
MILWAUKEE	12/09/15	*	40	9-18	.500	2-3	.667	12-19	.632	1	7	8	6.6	2	1	2	0	0	32	16.9
MARQUETTE	12/12/15	*	40	4-18	.222	1-6	.167	1-2	.500	5	1	6	6.5	2	6	2	1	2	10	16.3
TEXAS A&M-CORPUS CH	12/15/15	*	38	2-7	.286	1-2	.500	3-6	.500	4	3	7	6.6	0	6	6	0	2	8	15.6
GREEN BAY	12/23/15	*	36	7-8	.875	1-1	1.000	9-9	1.000	0	5	5	6.5	1	4	2	1	3	24	16.2
PURDUE	12/29/15	*	36	6-14	.429	1-4	.250	4-6	.667	1	6	7	6.5	1	2	4	0	1	17	16.3
RUTGERS	01/02/16	*	26	2-7	.286	0-2	.000	4-4	1.000	2	7	9	6.7	4	3	2	1	2	8	15.7
at INDIANA	01/05/16	*	37	3-13	.231	1-5	.200	8-11	.727	2	2	4	6.5	4	1	2	0	2	15	15.7
MARYLAND	01/09/16	*	35	6-15	.400	2-4	.500	3-4	.750	1	2	3	6.3	1	2	2	0	1	17	15.8
at Northwestern	01/12/16	*	38	5-10	.500	1-3	.333	6-7	.857	2	4	6	6.3	4	6	2	0	1	17	15.8
MICHIGAN STATE	01/17/16	*	34	7-14	.500	2-3	.667	9-10	.900	3	4	7	6.3	2	0	2	0	1	25	16.3
at Penn State	01/21/16	*	36	5-14	.357	1-2	.500	4-7	.571	0	3	3	6.2	3	5	1	1	2	15	16.3
INDIANA	01/26/16	*	42	7-12	.583	0-2	.000	17-22	.773	2	3	5	6.1	2	2	5	2	2	31	17.0
at Illinois	01/31/16	*	38	5-12	.417	0-2	.000	7-8	.875	0	3	3	6.0	1	2	2	0	1	17	17.0
OHIO STATE	02/04/16	*	35	6-15	.400	2-7	.286	7-10	.700	1	6	7	6.0	2	3	3	0	2	21	17.1
Totals		23	832	115-290	.397	24-79	.304	140-188	.745	52	86	138	6.0	48	81	52	10	27	394	17.1

GET TO KNOW NIGEL

- Became one of the most endearing figures of the 2015 NCAA Tournament after displaying his playful wit and vocabulary during postseason press conferences.
- Comes from a family of avid Ohio State fans; brother, Kenny, played football for Buckeyes.
- Played football growing up until his senior year of high school.
- Has a playful, comical personality that rubs off on teammates.
- Enjoys random facts and trivia.
- ESPN Top-100 recruit averaged 15.4 points, 8.7 rebounds, 4.3 assists and 2.2. blocks per game during senior season at Whitmer High School in Toledo, Ohio.
- Has led the team in community service hours in each of his three seasons at UW.
- Major is business.

ETHAN HAPP

R-Freshman ▪ Forward
6-9 ▪ 235 ▪ Milan, Ill.

Twitter: @EthanHapp22
Instagram: ethan_happ22

PLAYER PROFILE

▶ Just the third freshman to start the season opener under retired head coach Bo Ryan, Happ has been in the starting lineup every game this season and is averaging 12.3 points and 8.1 rebounds per game.

▶ Happ has a Big Ten-leading 7 double-doubles this year.

▶ Happ has posted at least 10 points and 7 rebounds in 14 of 23 games this season.

▶ The last Wisconsin freshman to average at least 10.0 points per game was Alando Tucker (12.0) in the 2002-03 season.

▶ Happ leads the team in rebounding, ranks 3rd in scoring and is shooting a team-high 55.1% from the field (minimum 46 FGAs).

▶ Is T2nd in the Big Ten in steals (34), is 3rd in the conference avg 8.1 rebounds per game and is also 4th in the league averaging 2.5 offensive rebounds per game.

▶ With back-to-back double-doubles at the 2K Classic in New York, Ethan Happ became the first UW freshman to post consecutive double-doubles since Mike Wilkinson in 2002 (14 pts, 10 reb vs. Minnesota and 16 pts, 10 reb vs. Purdue). Happ had 12 pts, 11 reb vs. Georgetown and 12 pts, 10 reb against VCU.

2015-16 TOP PERFORMANCES

▶ Career-high 25 points (10-of-15 FG) and a career-high 4 steals, plus 8 rebounds & 2 blocks vs. No. 19 Indiana (1/26).

▶ Had a then-career-high 20 points and 11 rebounds to lead Wisconsin on the road in a win against Penn State (1/21).

▶ Scored the game-winning layup with 10 seconds left and tallied 14 points, 8 rebounds vs. No. 4 Michigan State (1/17).

▶ Tallied his Big Ten-leading 5th double-double of the season with 16 pts and a game-high 10 reb vs. Rutgers (1/2).

▶ Led Wisconsin in knocking off No. 14 Syracuse at the Carrier Dome (12/2), scoring a team-high 18 points and grabbing a game-high 15 rebounds for a double-double. Also had 3 blocks, 2 steals and 2 assists.

▶ Posted his second-straight double-double at Madison Square Garden, this time against VCU (11/22), as part of the 2K Classic, recording 12 points and a game-high 10 boards.

▶ Had a game-high 11 rebounds and 12 points for a double-double against Georgetown (11/20) at Madison Square Garden as part of the 2K Classic.

HAPP'S CAREER AT A GLANCE

- Redshirted as a true freshman last season, but has started all 23 games so far this season.
- Becoming a regular double-double watch kind of player, Happ is averaging 12.3 points and 8.1 rebounds per game this season.
- Big Ten-leading 7 double-doubles this season

CAREER HIGHS

POINTS:	25 vs. Indiana (1/26/16)
FIELD GOALS:	10 vs. Indiana (1/26/16)
FG ATTEMPTS:	15 (2x) MR vs. Indiana (1/26/16)
3-POINT FGS:	--
3-POINT FGAS:	--
FREE THROWS:	10 at Penn State (1/21/16)
FT ATTEMPTS:	15 at Penn State (1/21/16)
REBOUNDS:	15 (2x) MR vs. Milwaukee (12/9/15)
ASSISTS:	3 (2x) MR vs. Ohio State (2/4/16)
BLOCKS:	3 (3x) MR vs. TAMU-CC (12/15/15)
STEALS:	4 vs. Indiana (1/26/16)
MINUTES:	43 at Syracuse (12/2/15)

SUPERLATIVES

	SEASON	CAREER
10+ POINTS:	17	17
20+ POINTS:	2	2
7+ REBOUNDS:	16	16
10+ REBOUNDS:	7	7
DOUBLE-DOUBLES:	7	7
3+ BLOCKS:	3	3
3+ STEALS:	3	3
LED UW IN POINTS:	4	4
LED UW IN REBOUNDS:	14	14
LED UW IN PTS & REB:	3	3

2015-16 GAME-BY-GAME STATS FOR HAPP

				Total		3-Pointers		Free throws		Rebounds											
Opponent	Date	gs	min	fg-fga	pct	3fg-fga	pct	ft-fta	pct	off	def	tot	avg	pf	a	t/o	blk	stl	pts	avg
WESTERN ILLINOIS	11/13/15	*	19	2-3	.667	0-0	.000	0-0	.000	2	4	6	6.0	3	0	1	0	0	4	4.0
SIENA	11/15/15	*	18	3-6	.500	0-0	.000	2-2	1.000	1	3	4	5.0	4	0	0	0	1	8	6.0
NORTH DAKOTA	11/17/15	*	25	7-11	.636	0-0	.000	3-4	.750	5	2	7	5.7	4	2	1	1	0	17	9.7
vs Georgetown	11/20/15	*	27	3-8	.375	0-0	.000	6-6	1.000	6	5	11	7.0	3	1	2	1	2	12	10.3
vs VCU	11/22/15	*	31	4-6	.667	0-0	.000	4-5	.800	1	9	10	7.6	4	1	4	1	0	12	10.6
PRAIRIE VIEW A&M	11/25/15	*	27	5-9	.556	0-0	.000	2-2	1.000	4	4	8	7.7	4	2	1	1	2	12	10.8
at Oklahoma	11/29/15	*	29	2-7	.286	0-0	.000	1-2	.500	1	6	7	7.6	2	0	2	1	0	5	10.0
at Syracuse	12/02/15	*	43	8-15	.533	0-0	.000	2-2	1.000	5	10	15	8.5	3	2	5	3	2	18	11.0
TEMPLE	12/05/15	*	25	3-7	.429	0-0	.000	3-4	.750	2	2	4	8.0	4	3	2	0	1	9	10.8
MILWAUKEE	12/09/15	*	35	3-6	.500	0-0	.000	4-5	.800	5	10	15	8.7	3	1	2	3	1	10	10.7
MARQUETTE	12/12/15	*	29	6-11	.545	0-0	.000	0-1	.000	2	5	7	8.5	2	1	2	2	1	12	10.8
TEXAS A&M-CORPUS CH	12/15/15	*	31	5-6	.833	0-0	.000	5-8	.625	2	4	6	8.3	2	2	4	3	1	15	11.2
GREEN BAY	12/23/15	*	28	6-10	.600	0-0	.000	4-9	.444	0	8	8	8.3	2	0	3	1	2	16	11.5
PURDUE	12/29/15	*	16	1-8	.125	0-0	.000	0-0	.000	1	2	3	7.9	3	0	1	1	2	2	10.9
RUTGERS	01/02/16	*	21	7-8	.875	0-0	.000	2-5	.400	1	9	10	8.1	3	1	1	1	1	16	11.2
at INDIANA	01/05/16	*	33	5-7	.714	0-0	.000	0-1	.000	2	6	8	8.1	1	0	2	0	2	10	11.1
MARYLAND	01/09/16	*	28	8-14	.571	0-0	.000	0-0	.000	4	7	11	8.2	2	0	1	1	3	16	11.4
at Northwestern	01/12/16	*	27	4-6	.667	0-0	.000	4-6	.667	1	5	6	8.1	4	0	2	0	3	12	11.4
MICHIGAN STATE	01/17/16	*	33	3-7	.429	0-0	.000	8-13	.615	3	5	8	8.1	4	1	2	1	1	14	11.6
at Penn State	01/21/16	*	32	5-11	.455	0-0	.000	10-15	.667	3	8	11	8.3	3	1	2	0	2	20	12.0
INDIANA	01/26/16	*	38	10-15	.667	0-0	.000	5-7	.714	3	5	8	8.2	2	1	3	2	4	25	12.6
at Illinois	01/31/16	*	22	3-6	.500	0-0	.000	0-2	.000	3	6	9	8.3	3	1	2	0	2	6	12.3
OHIO STATE	02/04/16	*	32	6-11	.545	0-0	.000	0-3	.000	1	4	5	8.1	4	3	3	1	1	12	12.3
Totals		23	649	109-198	.551	0-0	.000	65-102	.637	58	129	187	8.1	69	23	48	24	34	283	12.3

GET TO KNOW ETHAN

- Just the third freshman to start the season opener under retired head coach Bo Ryan, joining only Devin Harris (2001) and George Marshall (2012).
- The only scholarship member of UW's 2014 Signing Class, Happ boasts a sturdy frame, strong hands and a tireless work ethic.
- Two-time AP first-team All-State selection at Rockridge (Ill.) High School; MVP honors at Albert Schweitzer Tournament in Germany (summer 2014) playing on U.S. Under-18 select team.
- First cousins with Blue Jays pitcher J.A. Happ, as well as Northwestern football's Mark Szott.

BRONSON KOENIG

Junior ▪ Guard
6-4 ▪ 193
La Crosse, Wis.

Twitter: @BronsonK_24
Instagram: bkoenig_24

PLAYER PROFILE

▶ A preseason All-Big Ten team member, Koenig was named to the watch list for the Bob Cousy Award. Koenig was also named to the Preseason Top 50 for the Wooden Award Watch List.

▶ Dating back to last season, Koenig has made at least one 3-pointer in 34 consecutive games. He has hit multiple triples in 26 of those contests (19 of 23 games this season).

▶ Began last season averaging 19.8 minutes per game in a lead reserve role, but then made his first career start at Rutgers in place of injured Traevon Jackson and remained the starting point guard the rest of the way, leading UW back to the Final Four and to the national championship game.

▶ Koenig has shown he's capable of having big games on big stages.

As a true freshman, he scored 12 pts in a win at Iowa; 14 pts (4-for-4 from 3FGs) vs. Minnesota in the Big Ten tournament; 11 pts in the 1H of the Final Four vs. Kentucky.

In last season's Big Ten tournament title game, Koenig had 18 pts, a career-high 9 ast and 4 reb vs. Michigan State.

This season playing at Madison Square Garden, Koenig scored a game-winning layup in the final seconds to clinch a 74-73 win over VCU at the 2K Classic.

▶ Earned immediate playing time as a true freshman in 2013-14, playing in 37-of-38 games (avg. 15.5 min/game).

▶ Proud member of the Ho-Chunk Indian Tribe, Koenig was a two-time state champion at La Cross Aquinas High School.

2015-16 TOP PERFORMANCES

▶ Scored a career-high 27 points (8-15 FG, 4-8 3FG) and added 4 assists to lead UW past No. 4 Michigan State (1/17).

▶ Hit the game-winning layup in the final seconds to clinch a 74-73 win over VCU (11/22) at Madison Square Garden for the 2K Classic in New York City. Posted 22 points, 3 assists and 3 rebounds.

▶ Then-career-high 23 points, 4 assists and 5 rebounds to lead Wisconsin to a 92-65 win vs. Siena (11/15).

▶ Had 17 points and added three assists in the Badgers' win vs. Temple (12/5).

2014-15 TOP PERFORMANCES

▶ Had 19 points and a career-high 9 assists in Big Ten tournament championship game vs. Michigan State (3/15).

▶ Stepped up on the road with 15 points (3-5 3FG), including 12 pts in the second half alone, at #23/25 Ohio State (3/8).

▶ Played 31 minutes in his first career start at Rutgers (1/11), recording 12 points on 5-for-7 shooting (2-4 3FG) and 3 assists to just 1 turnover.

KOENIG'S CAREER AT A GLANCE

- 2015-16 Preseason All-Big Ten Team member
- Bob Cousy Award Watch List and Preseason Top 50 for the Wooden Award Watch List
- Has played in 100 games with 47 career starts
- Averaging 34.6 minutes per game so far this season in 23 starts; 13.4 ppg, 2.3 rpg, 2.2 apg
- Dished out 98 assists last season and turned the ball over only 33 times (2.97 assist/TO ratio)

CAREER HIGHS

POINTS:	27 vs. Michigan State (1/17/16)
FIELD GOALS:	9 vs. VCU (11/22/15)
FG ATTEMPTS:	18 at Oklahoma (11/29/15)
3-POINT FGS:	4 (4x) MR vs. Michigan State (1/17/16)
3-POINT FGAS:	14 at Oklahoma (11/29/15)
FREE THROWS:	7 (2x) MR vs. Michigan State (1/17/16)
FT ATTEMPTS:	8 (2x) MR vs. W. Illinois (11/13/15)
REBOUNDS:	6 at Syracuse (12/2/15)
ASSISTS:	9 vs. Michigan State (3/15/15)
BLOCKS:	2 vs. Georgetown (11/20/15)
STEALS:	2 (4x) MR vs. Oklahoma (11/28/14)
MINUTES:	42 (2x) at Syracuse (12/2/15)

SUPERLATIVES

	SEASON	CAREER
10+ POINTS:	14	36
20+ POINTS:	3	3
3+ 3-POINTERS MADE:	9	19
3+ ASSISTS:	10	27
2+ STEALS:	0	4
LED UW IN POINTS:	8	10
LED UW IN ASSISTS:	7	19

2015-16 GAME-BY-GAME STATS FOR KOENIG

				Total		3-Pointers		Free throws		Rebounds											
Opponent	Date	gs	min	fg-fga	pct	3fg-fga	pct	ft-fta	pct	off	def	tot	avg	pf	a	t/o	blk	stl	pts	avg
WESTERN ILLINOIS	11/13/15	*	37	7-15	.467	3-8	.375	0-0	.000	1	3	4	4.0	1	2	0	0	0	17	17.0
SIENA	11/15/15	*	34	8-14	.571	3-6	.500	4-4	1.000	1	4	5	4.5	0	4	3	0	0	23	20.0
NORTH DAKOTA	11/17/15	*	33	7-13	.538	3-6	.500	0-0	.000	0	5	5	4.7	1	4	1	0	0	17	19.0
vs Georgetown	11/20/15	*	40	2-12	.167	1-6	.167	4-5	.800	0	1	1	3.8	3	3	2	2	0	9	16.5
vs VCU	11/22/15	*	33	9-14	.643	2-5	.400	2-3	.667	1	2	3	3.6	3	3	3	0	0	22	17.6
PRAIRIE VIEW A&M	11/25/15	*	33	4-6	.667	3-5	.600	5-5	1.000	0	0	0	3.0	4	3	1	0	0	16	17.3
at Oklahoma	11/29/15	*	39	3-18	.167	3-14	.214	0-0	.000	2	2	4	3.1	2	1	2	0	0	9	16.1
at Syracuse	12/02/15	*	42	3-9	.333	2-7	.286	4-4	1.000	2	4	6	3.5	4	1	0	0	0	12	15.6
TEMPLE	12/05/15	*	39	7-14	.500	3-5	.600	0-0	.000	0	1	1	3.2	2	3	1	0	1	17	15.8
MILWAUKEE	12/09/15	*	35	5-16	.313	2-5	.400	4-4	1.000	0	3	3	3.2	4	1	1	1	0	16	15.8
MARQUETTE	12/12/15	*	36	3-11	.273	2-4	.500	0-0	.000	0	0	0	2.9	3	2	1	1	0	8	15.1
TEXAS A&M-CORPUS CH	12/15/15	*	38	5-11	.455	2-7	.286	3-7	.429	0	2	2	2.8	0	3	2	1	1	15	15.1
GREEN BAY	12/23/15	*	20	2-8	.250	2-5	.400	0-1	.000	1	0	1	2.7	3	1	8	0	0	6	14.4
PURDUE	12/29/15	*	36	3-8	.375	1-4	.250	0-0	.000	0	4	4	2.8	2	3	0	0	1	7	13.9
RUTGERS	01/02/16	*	32	6-12	.500	2-5	.400	0-0	.000	0	1	1	2.7	1	4	1	0	1	14	13.9
at INDIANA	01/05/16	*	36	4-12	.333	2-6	.333	5-6	.833	0	2	2	2.6	3	2	2	0	0	15	13.9
MARYLAND	01/09/16	*	33	4-12	.333	3-7	.429	2-2	1.000	1	5	6	2.8	2	3	1	1	0	13	13.9
at Northwestern	01/12/16	*	36	3-9	.333	3-8	.375	0-0	.000	0	1	1	2.7	5	0	3	0	1	9	13.6
MICHIGAN STATE	01/17/16	*	38	8-15	.533	4-8	.500	7-7	1.000	0	0	0	2.6	0	4	1	0	1	27	14.3
at Penn State	01/21/16	*	35	2-6	.333	2-4	.500	2-5	.400	0	2	2	2.6	1	0	1	0	0	8	14.0
INDIANA	01/26/16	*	39	1-9	.111	1-4	.250	1-2	.500	0	0	0	2.4	3	0	3	0	0	4	13.5
at Illinois	01/31/16	*	23	4-10	.400	1-3	.333	2-2	1.000	0	3	3	2.5	5	1	1	0	1	11	13.4
OHIO STATE	02/04/16	*	28	4-9	.444	3-7	.429	2-2	1.000	0	0	0	2.3	2	2	0	0	0	13	13.4
Totals		23	795	104-263	.395	53-139	.381	47-59	.797	9	45	54	2.3	54	50	38	6	7	308	13.4

GET TO KNOW BRONSON

- Last name pronounced "KAY-nig"
- Member of the Ho-Chunk tribe; very proud and open about his Native American roots
- Possesses remarkable vision; Bo Ryan said he has best vision of any guard he ever coached
- Named Wisconsin Player of the Year by the Associated Press during senior campaign
- Led La Crosse Aquinas to its second WIAA Division 3 state championship in three seasons, scoring 16 points and adding five assists in the 2013 title game

VITTO BROWN

Junior ▪ Forward
6-8 ▪ 230 ▪ Bowling Green, Ohio

Twitter: @SenseiSwat33
Instagram: vitto33

PLAYER PROFILE

▶ Averaging 23.2 minutes per game contributing 8.6 points per game and 5.0 rebounds per game.

▶ Among Badgers, ranks 3rd on the team in rebounds (116) and ranks 4th on UW in scoring at 8.6 points/game.

▶ Owning the longest wingspan on UW (7-foot-3), Brown appeared in 34 games last season during the Badgers' run back to the Final Four and the national championship game.

▶ An accomplished singer and performer, Brown sang the national anthem in a quartet at last season's Final Four in Indianapolis. He has also sang the national anthem solo and with his family singing group, "Shades of Brown," prior to Wisconsin home games.

2015-16 TOP PERFORMANCES

▶ Posted the first double-double of his career in a win against Texas A&M-Corpus Christi (12/15) with 12 points and a career-high 16 rebounds.

▶ Scored a career-high 16 points (6-6 FTs) with 7 rebounds in a win over Siena (11/15).

▶ Served a huge role in Wisconsin knocking off No. 14 Syracuse at the Carrier Dome (12/2), as Brown scored 14 points (2-3 3FGs), including a team-high 11 points in the first half alone, while also adding 8 rebounds and 3 blocks.

2014-15 TOP PERFORMANCES

▶ Played an efficient 7 minutes at #23/25 Ohio State, recording 4 points (2-3 FG), 4 rebounds and 1 block (3/8).

▶ Scored a career-high 10 points (6-8 FTs) to go with 6 rebounds and 2 steals vs. Nicholls (12/13).

▶ Made the most of his 11 minutes played at Milwaukee (12/10), scoring 6 points on 3-for-4 shooting and added 3 rebounds, 2 assists and 1 steal.

▶ Scored 4 points on 2-for-3 shooting and added 1 block in 5 minutes vs. Duke (12/3).

▶ Had 7 points (3-3 FG), while also grabbing 4 rebounds in the season opener against Northern Kentucky (11/14).

▶ Snagged a career-high 9 rebounds and added 6 points against Chattanooga (11/16).

BROWN'S CAREER AT A GLANCE

- Has played in 71 career games, including 34 last season during UW's run back to the Final Four and to the national championship game.
- Has started 22 games this season, averaging 23.2 minutes, 8.6 points and 5.0 rebounds.
- Averaged 6.3 minutes, 1.8 points and 1.3 rebounds per game as a reserve last season.

CAREER HIGHS

POINTS:	16 vs. Siena (11/15/15)
FIELD GOALS:	7 vs. Marquette (12/12/15)
FG ATTEMPTS:	15 (2x) MR vs. Marquette (12/12/15)
3-POINT FGS:	2 at Syracuse (12/2/15)
3-POINT FGAS:	6 at Oklahoma (11/29/15)
FREE THROWS:	6 (3x) MR vs. Green Bay (12/23/15)
FT ATTEMPTS:	8 vs. Nicholls (12/13/14)
REBOUNDS:	16 vs. TAMU-CC (12/15/15)
ASSISTS:	2 (2x) MR vs. Rutgers (1/2/16)
BLOCKS:	3 (2x) MR vs. Green Bay (12/23/15)
STEALS:	2 (3x) MR vs. Marquette (12/12/15)
MINUTES:	39 at Syracuse (12/2/15)

SUPERLATIVES

	SEASON	CAREER
5+ POINTS:	19	24
10+ POINTS:	9	10
DOUBLE-DOUBLES:	1	1
5+ REBOUNDS:	14	16
10+ REBOUNDS:	1	1
2+ STEALS:	2	3
LED UW IN POINTS:	1	1
LED UW IN REBOUNDS:	3	3

2015-16 GAME-BY-GAME STATS FOR BROWN

				Total		3-Pointers		Free throws		Rebounds											
Opponent	Date	gs	min	fg-fga	pct	3fg-fga	pct	ft-fta	pct	off	def	tot	avg	pf	a	t/o	blk	stl	pts	avg
WESTERN ILLINOIS	11/13/15	*	25	3-8	.375	1-2	.500	4-4	1.000	3	2	5	5.0	3	1	1	2	2	11	11.0
SIENA	11/15/15	*	31	5-10	.500	0-1	.000	6-6	1.000	1	6	7	6.0	3	0	2	0	0	16	13.5
NORTH DAKOTA	11/17/15	*	22	6-12	.500	0-3	.000	0-0	.000	3	2	5	5.7	3	0	1	0	1	12	13.0
vs Georgetown	11/20/15	*	29	4-14	.286	1-3	.333	0-1	.000	2	5	7	6.0	5	1	1	0	1	9	12.0
vs VCU	11/22/15	*	19	3-8	.375	0-1	.000	0-0	.000	3	2	5	5.8	5	0	3	1	0	6	10.8
PRAIRIE VIEW A&M	11/25/15	*	22	5-9	.556	0-0	.000	1-1	1.000	2	3	5	5.7	2	1	0	0	1	11	10.8
at Oklahoma	11/29/15	*	25	3-15	.200	0-6	.000	0-0	.000	2	7	9	6.1	3	1	0	0	0	6	10.1
at Syracuse	12/02/15	*	39	6-9	.667	2-3	.667	0-0	.000	2	6	8	6.4	2	1	2	3	1	14	10.6
TEMPLE	12/05/15	*	16	2-6	.333	1-1	1.000	0-0	.000	0	3	3	6.0	3	0	1	0	1	5	10.0
MILWAUKEE	12/09/15	*	33	1-9	.111	0-1	.000	1-2	.500	3	3	6	6.0	4	0	3	0	0	3	9.3
MARQUETTE	12/12/15	*	37	7-15	.467	1-3	.333	0-0	.000	2	6	8	6.2	2	1	0	0	2	15	9.8
TEXAS A&M-CORPUS CH	12/15/15	*	33	5-10	.500	1-1	1.000	1-4	.250	6	10	16	7.0	3	0	2	1	0	12	10.0
GREEN BAY	12/23/15	*	26	4-12	.333	1-2	.500	6-7	.857	4	5	9	7.2	1	1	4	3	0	15	10.4
PURDUE	12/29/15	*	20	2-6	.333	0-1	.000	0-0	.000	2	0	2	6.8	3	0	0	1	1	4	9.9
RUTGERS	01/02/16	*	21	3-9	.333	0-1	.000	2-2	1.000	0	4	4	6.6	0	2	0	1	0	8	9.8
at INDIANA	01/05/16	*	21	3-5	.600	0-0	.000	0-0	.000	1	0	1	6.3	2	1	1	1	1	6	9.6
MARYLAND	01/09/16	*	18	0-3	.000	0-2	.000	0-2	.000	0	0	0	5.9	3	1	1	0	0	0	9.0
at Northwestern	01/12/16	*	14	2-5	.400	0-0	.000	0-0	.000	0	1	1	5.6	1	0	0	0	0	4	8.7
MICHIGAN STATE	01/17/16	*	21	1-4	.250	0-0	.000	3-4	.750	1	4	5	5.6	2	0	1	0	0	5	8.5
at Penn State	01/21/16	*	13	1-6	.167	0-1	.000	4-4	1.000	1	0	1	5.4	3	0	0	0	1	6	8.4
INDIANA	01/26/16	*	18	2-2	1.000	1-1	1.000	4-4	1.000	2	1	3	5.2	0	0	0	0	0	9	8.4
at Illinois	01/31/16		12	4-7	.571	1-4	.250	0-0	.000	0	1	1	5.0	1	0	1	0	0	9	8.5
OHIO STATE	02/04/16	*	19	5-8	.625	1-2	.500	1-2	.500	3	2	5	5.0	3	1	0	0	0	12	8.6
Totals		22	534	77-192	.401	11-39	.282	33-43	.767	43	73	116	5.0	57	12	24	13	12	198	8.6

GET TO KNOW VITTO

- First name pronouced, "Vee-toe"
- An accomplished singer, Vitto has been in a singing group with his family called "Shades of Brown" ever since he was a young boy. He has sang the national anthem prior to each of the Badgers' last two Red/White Scrimmages and his family has sung the anthem once last year as well as prior to the Boise State game last season
- Owns the largest wingspan on the team, spanning 7-foot-3
- Older brother, Xavier, played basketball at Wooster College
- Majoring in life sciences communication

JORDAN HILL

Sophomore ▪ Guard
6-3 ▪ 178 ▪ Pasadena, Calif.

Twitter: @JTaylored11
Instagram: kingjayy11

PLAYER PROFILE

▶ An under-recruited prep who attended Exeter Academy in New Hampshire after high school, Hill caught the attention of Wisconsin coaches with his hard-working pedigree and tenacity on defense.

▶ Since Greg Gard was promoted to interim head coach, Hill has been a huge benificiary. Under retired head coach Bo Ryan, Hill had 0 points in 27 minutes. Since Gard has taken over, Hill is averaging 4.5 ppg, 41.5% FG and 22.0 mpg.

▶ Made his first-career start in a win at Illinois (1/31) in place of Vitto Brown (injury); grabbed a career-high 5 reb.

▶ Hill served as a valuable member of the UW scout team his first two seasons in the program, typically filling the role of the opponent's lead guard.

2015-16 TOP PERFORMANCES

▶ Made a career-high three 3-pointers for 9 points and also matched a career-high with 5 rebounds vs. Ohio State (2/4).

▶ Took full advantage of a career-high 32 minutes, scoring a career-high 13 points (5-5 FG, 2-2 3FG) vs. Indiana (1/26).

▶ Had a breakout game vs. Green Bay (12/23), recording a then-career-high 10 points, 4 assists and 4 rebounds in a win.

2013-14 NOTABLE PERFORMANCES

▶ Finished with 4 points against Minnesota (3/14) in the Big Ten tournament and drained his first career 3-point field goal.

▶ Scored his first career point against Milwaukee (12/11) and finished the game with 2 points in 4 minutes of action.

HILL'S CAREER AT A GLANCE

- Has played in 29 career games; 18 this year.
- Has seen a significant increase in play this season since Greg Gard took over as head coach.
  - Under Bo Ryan: 0 points in 27 minutes
  - Under Gard: 4.9 ppg, 43.5% FG, 21.5 mpg
- Made his first-career start at Illinois (1/31) in place of Vitto Brown (injury).
- Appeared in 11 games as a true freshman in 2013-14 before redshirting the 2014-15 season.
- Led Exeter Academy (N.H.) to its first-ever NEPSAC Class A championship, averaging 7.5 points, 8.0 assists and 4.0 rebounds per game.
- Graduated from LaSalle High School in Pasadena, California, where he earned first-team all-Del Rey League honors as a senior.

CAREER HIGHS

POINTS:	13 vs. Indiana (1/26/16)
FIELD GOALS:	5 vs. Indiana (1/26/16)
FG ATTEMPTS:	6 vs. Green Bay (12/23/15)
3-POINT FGS:	3 vs. Ohio State (2/4/16)
3-POINT FGAS:	4 (4x) MR vs. Ohio State (2/4/16)
FREE THROWS:	2 (2x) MR vs. Green Bay (12/23/15)
FT ATTEMPTS:	3 vs. Milwaukee (12/11/13)
REBOUNDS:	5 (2x) MR vs. Ohio State (2/4/16)
ASSISTS:	4 vs. Green Bay (12/23/15)
BLOCKS:	1 vs. Indiana (1/26/16)
STEALS:	2 vs. Maryland (1/9/16)
MINUTES:	32 vs. Indiana (1/26/16)

SUPERLATIVES

	SEASON	CAREER
5+ POINTS	5	5
10+ POINTS:	2	2
2+ 3-POINTERS MADE:	4	4
3+ ASSISTS:	2	2
2+ STEALS:	1	2
LED UW IN POINTS:	0	0
LED UW IN ASSISTS:	0	0

2015-16 GAME-BY-GAME STATS FOR HILL

				Total		3-Pointers		Free throws		Rebounds											
Opponent	Date	gs	min	fg-fga	pct	3fg-fga	pct	ft-fta	pct	off	def	tot	avg	pf	a	t/o	blk	stl	pts	avg
WESTERN ILLINOIS	11/13/15		1	0-0	.000	0-0	.000	0-0	.000	0	0	0	0.0	0	0	0	0	0	0	0.0
SIENA	11/15/15		12	0-2	.000	0-1	.000	0-0	.000	0	0	0	0.0	0	0	1	0	0	0	0.0
NORTH DAKOTA	11/17/15		5	0-1	.000	0-1	.000	0-0	.000	0	0	0	0.0	0	0	1	0	0	0	0.0
vs Georgetown	11/20/15		5	0-0	.000	0-0	.000	0-0	.000	1	0	1	0.3	2	0	0	0	0	0	0.0
vs VCU	11/22/15		0	0-0	.000	0-0	.000	0-0	.000	0	0	0	0.2	0	0	0	0	0	0	0.0
PRAIRIE VIEW A&M	11/25/15		2	0-0	.000	0-0	.000	0-0	.000	0	0	0	0.2	0	0	0	0	0	0	0.0
TEXAS A&M-CORPUS CH	12/15/15		2	0-0	.000	0-0	.000	0-0	.000	0	0	0	0.1	1	0	0	0	0	0	0.0
GREEN BAY	12/23/15		22	3-6	.500	2-4	.500	2-2	1.000	1	3	4	0.6	2	4	2	0	0	10	1.3
PURDUE	12/29/15		23	2-5	.400	0-2	.000	0-0	.000	0	1	1	0.7	0	1	0	0	1	4	1.6
RUTGERS	01/02/16		24	2-5	.400	2-4	.500	0-0	.000	0	1	1	0.7	2	1	2	0	0	6	2.0
at INDIANA	01/05/16		20	3-4	.750	1-2	.500	0-0	.000	1	1	2	0.8	3	1	1	0	1	7	2.5
MARYLAND	01/09/16		26	0-3	.000	0-1	.000	0-0	.000	0	2	2	0.9	1	0	2	0	2	0	2.3
at Northwestern	01/12/16		21	1-6	.167	1-4	.250	0-0	.000	0	1	1	0.9	1	3	1	0	0	3	2.3
MICHIGAN STATE	01/17/16		9	0-2	.000	0-2	.000	0-0	.000	0	0	0	0.9	0	0	0	0	0	0	2.1
at Penn State	01/21/16		14	0-1	.000	0-1	.000	0-0	.000	1	1	2	0.9	3	0	0	0	0	0	2.0
INDIANA	01/26/16		32	5-5	1.000	2-2	1.000	1-2	.500	0	3	3	1.1	2	0	1	1	0	13	2.7
at Illinois	01/31/16	*	29	1-4	.250	0-1	.000	0-0	.000	1	4	5	1.3	1	2	2	0	0	2	2.6
OHIO STATE	02/04/16		17	3-5	.600	3-4	.750	0-0	.000	3	2	5	1.5	0	0	0	0	0	9	3.0
Totals		1	264	20-49	.408	11-29	.379	3-4	.750	8	19	27	1.5	18	12	13	1	4	54	3.0

GET TO KNOW JORDAN

- Born in West Hills, California
- Has artistic taste and interest in music, photography and fashion.
- Has three brothers, Josh, David and Adam, and two sisters, Mycah and Erin
- Jordan's uncle, Anthony Harris, played football at Cal State Northridge
- Majoring in kinesiology

ALEX ILLIKAINEN

Freshman ▪ Forward
6-9 ▪ 220 ▪ Grand Rapids, Minn.

Twitter: @Allikainen_25
Instagram: aillikainen_25

PLAYER PROFILE

▶ Since Greg Gard took over duties as interim head coach, Illikainen has become a key reserve as a true freshman. Under retired head coach Bo Ryan, he was averaging 1.8 points and 4.8 minutes per game. Under Gard, Illikainen has been averaging 3.6 ppg, 2.5 rpg and 16.3 mpg.

▶ Spent his senior year playing for Brewster Academy in Wolfeboro, New Hampshire, helping lead Brewster to a 34-1 record and the 2015 National Prep School Championship.

Prior to Brewster Academy, he was a two-time all-state selection at Grand Rapids High School, where he averaged 26.5 points and 15.2 rebounds per game as a junior and 26.2 points and 12.0 rebounds as a sophomore.

Illikainen is the Grand Rapids High School all-time leading scorer (2,185 points) and rebounder (1,402 rebounds).

2015-16 TOP PERFORMANCES

▶ Had six points (2-3 3FG), six rebounds and 1 assist in 22 minutes off the bench for the Badgers vs. Ohio State (2/4).

▶ Played a career-high 26 minutes at Penn State (1/21) and finished with 9 points and a career-high 7 rebounds.

▶ Scored a career-high 9 points (3-5 FG, 2-2 3FG) and added 1 rebound, 1 assist in 11 minutes vs. Purdue (12/29).

ILLIKAINEN'S CAREER AT A GLANCE

- Has become a key reserve as a true freshman and has played in 21 games so far this season.
- Since Greg Gard took over as head coach, Illikainen has seen his role greatly increased.
  - Under Bo Ryan: 1.8 ppg in 4.8 mpg
  - Under Gard: 3.6 ppg, 2.5 rpg in 16.3 mpg
- Spent his senior year of high school playing for Brewster Academy in Wolfeboro, New Hampshire, helping lead Brewster to a 34-1 record and the 2015 National Prep School Championship.
- Was a two-time all-state selection at Grand Rapids High School in Minnesota and averaged 26.2 points and 12.0 rebounds as a sophomore.

CAREER HIGHS

POINTS:	10 vs. Purdue (12/29/15)
FIELD GOALS:	4 at Penn State (1/21/16)
FG ATTEMPTS:	7 at Penn State (1/21/16)
3-POINT FGS:	2 (2x) MR vs. Ohio State (2/4/16)
3-POINT FGAS:	4 vs. Maryland (1/9/16)
FREE THROWS:	2 (3x) MR vs. Purdue (12/29/15)
FT ATTEMPTS:	2 (5x) MR vs. Purdue (12/29/15)
REBOUNDS:	7 at Penn State (1/21/16)
ASSISTS:	1 (10x) MR vs. Ohio State (2/4/16)
BLOCKS:	1 vs. Maryland (1/9/16)
STEALS:	1 (6x) MR vs. Indiana (1/26/16)
MINUTES:	26 at Penn State (1/21/16)

SUPERLATIVES

	SEASON	CAREER
5+ POINTS:	8	8
10+ POINTS:	1	1
DOUBLE-DOUBLES:	0	0
5+ REBOUNDS:	3	3
10+ REBOUNDS:	0	0
15+ MINUTES:	8	8
LED UW IN POINTS:	0	0
LED UW IN REBOUNDS:	0	0

2015-16 GAME-BY-GAME STATS FOR ILLIKAINEN

				Total		3-Pointers		Free throws		Rebounds											
Opponent	Date	gs	min	fg-fga	pct	3fg-fga	pct	ft-fta	pct	off	def	tot	avg	pf	a	t/o	blk	stl	pts	avg
SIENA	11/15/15		7	2-3	.667	0-0	.000	2-2	1.000	0	0	0	0.0	2	0	0	0	0	6	6.0
NORTH DAKOTA	11/17/15		11	2-3	.667	1-1	1.000	0-2	.000	1	1	2	1.0	1	0	0	0	0	5	5.5
vs Georgetown	11/20/15		3	0-1	.000	0-1	.000	0-0	.000	0	1	1	1.0	0	0	0	0	0	0	3.7
vs VCU	11/22/15		3	0-0	.000	0-0	.000	0-0	.000	0	0	0	0.8	1	0	0	0	0	0	2.8
PRAIRIE VIEW A&M	11/25/15		5	0-0	.000	0-0	.000	1-2	.500	0	1	1	0.8	0	1	1	0	0	1	2.4
at Oklahoma	11/29/15		2	0-0	.000	0-0	.000	0-0	.000	0	1	1	0.8	0	1	0	0	1	0	2.0
at Syracuse	12/02/15		2	0-0	.000	0-0	.000	0-0	.000	0	0	0	0.7	1	0	0	0	0	0	1.7
TEMPLE	12/05/15		9	2-2	1.000	0-0	.000	2-2	1.000	0	0	0	0.6	0	1	0	0	0	6	2.3
MARQUETTE	12/12/15		4	0-1	.000	0-0	.000	0-0	.000	0	1	1	0.7	0	0	0	0	1	0	2.0
TEXAS A&M-CORPUS CH	12/15/15		2	0-0	.000	0-0	.000	0-0	.000	0	0	0	0.6	0	1	0	0	0	0	1.8
GREEN BAY	12/23/15		19	1-3	.333	0-1	.000	0-0	.000	2	1	3	0.8	0	0	2	0	0	2	1.8
PURDUE	12/29/15		11	3-5	.600	2-2	1.000	2-2	1.000	0	1	1	0.8	4	1	0	0	0	10	2.5
RUTGERS	01/02/16		15	1-4	.250	0-2	.000	0-0	.000	0	0	0	0.8	2	1	1	0	1	2	2.5
at INDIANA	01/05/16		5	0-0	.000	0-0	.000	0-1	.000	0	1	1	0.8	1	0	0	0	1	0	2.3
MARYLAND	01/09/16		23	2-6	.333	1-4	.250	0-0	.000	2	3	5	1.1	1	1	0	1	0	5	2.5
at Northwestern	01/12/16		21	3-4	.750	0-1	.000	0-0	.000	1	0	1	1.1	2	1	1	0	1	6	2.7
MICHIGAN STATE	01/17/16		18	0-1	.000	0-0	.000	0-0	.000	0	1	1	1.1	3	0	0	0	0	0	2.5
at Penn State	01/21/16		26	4-7	.571	1-2	.500	0-0	.000	4	3	7	1.4	2	1	1	0	0	9	2.9
INDIANA	01/26/16		13	0-2	.000	0-2	.000	0-0	.000	0	2	2	1.4	1	0	0	0	1	0	2.7
at Illinois	01/31/16		6	0-0	.000	0-0	.000	0-0	.000	0	0	0	1.4	0	0	0	0	0	0	2.6
OHIO STATE	02/04/16		22	2-4	.500	2-3	.667	0-0	.000	2	4	6	1.6	2	1	1	0	0	6	2.8
Totals		0	227	22-46	.478	7-19	.368	7-11	.636	12	21	33	1.6	23	10	7	1	6	58	2.8

GET TO KNOW ALEX

- Last name pronouced, "ill-eh-KAY-nin"
- Alex comes from a family with a long line of athletes, as his father, Darin, played college hockey at Minnesota Duluth, his mother, Mary, played college basketball at Minnesota Duluth, his sister, Morgan, played college hockey at Dartmouth College and his sister, Molly, plays hockey at St. Cloud State.
- Alex's cousin, Nikki, also currently attends the University of Wisconsin.

RESERVES

0 Will Decorah, Jr., G, 6-4, 205
Waunakee, Wis. (HS)
Twitter: @wdec0rah / IG: wdec0rah

Team manager for two seasons (2013-15) before walking on this season...has played in 2 games this year...prep standout at Waunakee High School in basketball and football helped the Warriors to the Badger Conference basketball championship all three seasons...on the football field, a member of two state championship teams playing QB and DE...broke the Waunakee school single-season record with 2,166 passing yards...his father, Tim, played for Bo Ryan at UW-Platteville and was a member of the Pioneers' first national championship team in 1991.

DECORAH'S 2015-16 GAME-BY-GAME STATS

				Total		3-Pointers		Free throws		Rebounds											
Opponent	Date	gs	min	fg-fga	pct	3fg-fga	pct	ft-fta	pct	off	def	tot	avg	pf	a	t/o	blk	stl	pts	avg
SIENA	11/15/15		1	0-0	.000	0-0	.000	0-0	.000	0	0	0	0.0	1	0	1	0	0	0	0.0
RUTGERS	01/02/16		1	0-0	.000	0-0	.000	0-0	.000	0	0	0	0.0	0	0	0	0	0	0	0.0
Totals		0	2	0-0	.000	0-0	.000	0-0	.000	0	0	0	0.0	1	0	1	0	0	0	0.0

1 Brevin Pritzl, Fr., G, 6-3, 185
De Pere, Wis. (HS)
Twitter: @LilB_Pritz1 / IG: bpritz1

Suffered a broken foot in August and re-injured it on Dec. 1. - out indefinitely...freshman heralded by Bo Ryan as one of country's best shooters in his class...finished as the De Pere High School all-time leading scorer (1,720) and as the second-leading scorer in Green Bay metro area history...led the Redbirds to 84 wins and four conference championships, averaging 25.5 points and 6 rebounds per game and 47% FG as a senior ... Named all-state by both the Associated Press and Wisconsin Basketball Coaches Association...as senior, ranked 48th best player in country by Scout.com; #78 Rivals.com.

PRITZL'S 2015-16 GAME-BY-GAME STATS

				Total		3-Pointers		Free throws		Rebounds											
Opponent	Date	gs	min	fg-fga	pct	3fg-fga	pct	ft-fta	pct	off	def	tot	avg	pf	a	t/o	blk	stl	pts	avg
SIENA	11/15/15		4	0-0	.000	0-0	.000	0-0	.000	0	0	0	0.0	0	0	1	0	0	0	0.0
Totals		0	4	0-0	.000	0-0	.000	0-0	.000	0	0	0	0.0	0	0	1	0	0	0	0.0

2 Jordan Smith, R-Sr., G, 6-3, 181
Orono, Minn. (HS), Twitter: @JTSmith222

Walk-on in his fifth season as the lone senior on Wisconsin's 2015-16 roster...appeared in 14 games last season; 5 games this season; 36 career games...finished with 2,518 career points at Orono High School, the same alma mater as former All-Big Ten standout Jon Leuer.

SMITH'S 2015-16 GAME-BY-GAME STATS

				Total		3-Pointers		Free throws		Rebounds											
Opponent	Date	gs	min	fg-fga	pct	3fg-fga	pct	ft-fta	pct	off	def	tot	avg	pf	a	t/o	blk	stl	pts	avg
SIENA	11/15/15		2	0-0	.000	0-0	.000	0-0	.000	0	0	0	0.0	0	0	0	0	0	0	0.0
NORTH DAKOTA	11/17/15		2	0-0	.000	0-0	.000	0-0	.000	0	0	0	0.0	0	0	0	0	0	0	0.0
PRAIRIE VIEW A&M	11/25/15		1	0-0	.000	0-0	.000	0-0	.000	0	0	0	0.0	0	0	1	0	0	0	0.0
RUTGERS	01/02/16		1	1-1	1.000	0-0	.000	0-1	.000	1	0	1	0.3	0	0	0	0	0	2	0.5
at Penn State	1/21/16		1	0-0	.000	0-0	.000	0-0	.000	0	0	0	0.2	0	0	0	0	0	0	0.4
Totals		0	7	1-1	1.000	0-0	.000	0-1	.000	1	0	1	0.2	0	0	1	0	0	2	0.4

5 Aaron Moesch, R-Fr., F, 6-8, 215
Green Bay, Wis. (Southwest)
Twitter: @moeschpotato5 / IG: moeschpotato5

Walk-on enters his third season in the program...has seen bump in minutes and role under Coach Gard and has played in 10 games this season (4 straight games)...played a career-high 12 minutes against No. 4 Michigan State and even drew the defensive assignment of guarding Denzel Valentine...appeared in 14 games last season (inc. 6 Big Ten games, 1 NCAA tourn.)...was a 1,000-point scorer at Green Bay Southwest High School...student in prestigious UW Business School.

MOESCH'S 2015-16 GAME-BY-GAME STATS

				Total		3-Pointers		Free throws		Rebounds											
Opponent	Date	gs	min	fg-fga	pct	3fg-fga	pct	ft-fta	pct	off	def	tot	avg	pf	a	t/o	blk	stl	pts	avg
SIENA	11/15/15		1	1-1	1.000	0-0	.000	0-0	.000	0	0	0	0.0	0	0	0	0	0	2	2.0
NORTH DAKOTA	11/17/15		2	0-0	.000	0-0	.000	2-2	1.000	1	0	1	0.5	0	0	0	0	1	2	2.0
PRAIRIE VIEW A&M	11/25/15		1	0-0	.000	0-0	.000	0-0	.000	0	0	0	0.3	0	0	0	0	0	0	1.3
RUTGERS	01/02/16		3	0-0	.000	0-0	.000	0-0	.000	0	0	0	0.3	0	0	0	0	0	0	1.0
at INDIANA	01/05/16		3	0-0	.000	0-0	.000	0-0	.000	0	0	0	0.2	0	0	0	0	0	0	0.8
MARYLAND	01/09/16		2	0-1	.000	0-0	.000	0-0	.000	1	0	1	0.3	0	0	0	0	0	0	0.7
MICHIGAN STATE	01/17/16		12	0-0	.000	0-0	.000	0-0	.000	0	1	1	0.4	1	1	0	0	0	0	0.6
at Penn State	01/21/16		3	0-0	.000	0-0	.000	0-0	.000	0	0	0	0.4	2	0	0	0	0	0	0.5
INDIANA	01/26/16		13	0-0	.000	0-0	.000	0-0	.000	0	1	1	0.4	0	0	0	0	1	0	0.4
at Illinois	01/31/16		3	0-0	.000	0-0	.000	0-0	.000	0	1	1	0.5	1	0	1	0	0	0	0.4
Totals		0	43	1-2	.500	0-0	.000	2-2	1.000	2	3	5	0.5	4	1	1	0	2	4	0.4

13 Jackson Bax, Fr., G, 5-11, 157
Frankfort, Ill. (Lincoln-Way East)
Instagram: jacksonbax10

Walk-on joined the Badgers roster after an open tryout in October of 2015...has played in 2 games this season... first-team All-South Suburban Conference as senior at Lincoln-Way East High School in Frankfort, Ill ... played wide receiver in football through his sophomore year.

BAX'S 2015-16 GAME-BY-GAME STATS

				Total		3-Pointers		Free throws		Rebounds											
Opponent	Date	gs	min	fg-fga	pct	3fg-fga	pct	ft-fta	pct	off	def	tot	avg	pf	a	t/o	blk	stl	pts	avg
SIENA	11/15/15		1	0-0	.000	0-0	.000	0-0	.000	0	0	0	0.0	0	0	0	0	0	0	0.0
RUTGERS	01/02/16		1	0-0	.000	0-0	.000	0-0	.000	0	0	0	0.0	0	0	0	0	0	0	0.0
Totals		0	2	0-0	.000	0-0	.000	0-0	.000	0	0	0	0.0	0	0	0	0	0	0	0.0

15 Charlie Thomas, Fr., F, 6-8, 253
Highland, Md. (River Hills)
Twitter: @Tr33top_T4LL / IG: s1r_charles

Skilled big man is top scoring reserve for Badgers so far this season (3.1 ppg)...has played in 20 games...career-high 12 pts, 6 reb vs. Prairie View A&M (11/25)...finished at River Hills HS as school's all-time leader in pts (1,717), reb (893) and blks (159)...as a senior, was named Howard County Boy's Player of the Year and was All-Metro First Team from the Washington Post and Baltimore Sun...averaged 23.2 pts, 11.2 reb, 2.0 ast, 2.0 blk, 1.0 stl and 58% FG as a senior...first Team All-County from Baltimore Sun, Howard County Times (2013-14).

THOMAS' 2015-16 GAME-BY-GAME STATS

				Total		3-Pointers		Free throws		Rebounds											
Opponent	Date	gs	min	fg-fga	pct	3fg-fga	pct	ft-fta	pct	off	def	tot	avg	pf	a	t/o	blk	stl	pts	avg
WESTERN ILLINOIS	11/13/15		14	2-7	.286	0-0	.000	0-3	.000	5	0	5	5.0	2	0	1	1	0	4	4.0
SIENA	11/15/15		16	2-3	.667	0-0	.000	3-4	.750	1	4	5	5.0	3	0	0	1	0	7	5.5
NORTH DAKOTA	11/17/15		10	0-4	.000	0-1	.000	2-5	.400	2	1	3	4.3	1	0	0	0	1	2	4.3
vs Georgetown	11/20/15		6	0-1	.000	0-1	.000	0-0	.000	0	0	0	3.3	0	0	0	0	0	0	3.3
vs VCU	11/22/15		26	4-8	.500	1-1	1.000	0-0	.000	0	5	5	3.6	4	1	1	2	0	9	4.4
PRAIRIE VIEW A&M	11/25/15		15	4-4	1.000	0-0	.000	4-6	.667	3	3	6	4.0	2	1	0	1	1	12	5.7
at Oklahoma	11/29/15		15	0-2	.000	0-0	.000	0-0	.000	1	2	3	3.9	2	0	0	0	0	0	4.9
at Syracuse	12/02/15		10	0-4	.000	0-0	.000	1-2	.500	1	1	2	3.6	0	0	1	0	0	1	4.4
TEMPLE	12/05/15		25	3-5	.600	1-2	.500	2-4	.500	1	5	6	3.9	1	0	0	0	0	9	4.9
MILWAUKEE	12/09/15		8	2-4	.500	0-0	.000	0-0	.000	1	0	1	3.6	1	0	0	0	0	4	4.8
MARQUETTE	12/12/15		10	0-2	.000	0-0	.000	0-1	.000	0	1	1	3.4	2	0	0	0	0	0	4.4
TEXAS A&M-CORPUS CH	12/15/15		15	1-2	.500	0-0	.000	2-2	1.000	1	4	5	3.5	2	0	0	0	1	4	4.3
GREEN BAY	12/23/15		8	0-1	.000	0-0	.000	0-0	.000	0	2	2	3.4	1	1	0	0	0	0	4.0
PURDUE	12/29/15		15	1-5	.200	1-3	.333	0-0	.000	0	1	1	3.2	2	0	0	2	1	3	3.9
RUTGERS	01/02/16		7	0-2	.000	0-0	.000	0-0	.000	0	1	1	3.1	1	0	0	0	0	0	3.7
MARYLAND	01/09/16		7	0-2	.000	0-1	.000	0-2	.000	0	0	0	2.9	2	0	0	0	0	0	3.4
MICHIGAN STATE	01/17/16		7	1-2	.500	0-0	.000	0-0	.000	0	0	0	2.7	0	0	0	0	0	2	3.4
at Penn State	01/21/16		9	2-2	1.000	0-0	.000	0-1	.000	0	0	0	2.6	0	0	1	0	1	4	3.4
INDIANA	01/26/16		5	0-1	.000	0-0	.000	0-0	.000	0	0	0	2.4	1	0	1	0	0	0	3.2
OHIO STATE	02/04/16		2	0-1	.000	0-1	.000	0-0	.000	0	0	0	2.3	0	0	0	0	0	0	3.1
Totals		0	230	22-62	.355	3-10	.300	14-30	.467	16	30	46	2.3	27	3	5	7	5	61	3.1

20 T.J. Schlundt, R-Fr., G, 6-5, 194
Oconomowoc, Wis. (St. John's Military Aca. [Wis.])
Twitter: @TJSchlundt20 / IG: tjschlundt20

Walk-on guard joins the active roster after redshirting as freshman...has played in 3 games this season...avg. 17.6 pts in one season at St. John's Northwestern Military Academy...played three years at Oconomowoc High School, finishing as third-leading scorer in school history (1,053); avg 16.1 ppg as a junior at Oconomowoc...son of former Marquette basketball player Terrell Schlundt...turned down several Division I scholarship offers to join Badgers.

SCHLUNDT'S 2015-16 GAME-BY-GAME STATS

				Total		3-Pointers		Free throws		Rebounds											
Opponent	Date	gs	min	fg-fga	pct	3fg-fga	pct	ft-fta	pct	off	def	tot	avg	pf	a	t/o	blk	stl	pts	avg
SIENA	11/15/15		1	0-0	.000	0-0	.000	0-0	.000	0	0	0	0.0	0	1	0	0	0	0	0.0
NORTH DAKOTA	11/17/15		1	0-0	.000	0-0	.000	0-0	.000	0	0	0	0.0	0	0	0	0	0	0	0.0
RUTGERS	01/02/16		1	0-0	.000	0-0	.000	0-0	.000	0	0	0	0.0	0	0	0	0	0	0	0.0
Totals		0	3	0-0	.000	0-0	.000	0-0	.000	0	0	0	0.0	0	1	0	0	0	0	0.0

21 Khalil Iverson, Fr., G/F, 6-5, 205
Delaware, Ohio (Hayes)
Twitter: @iverson_khalil / IG: iversonn24

High-flying, athletic, versatile freshman has seen action in 22 games this season and is becoming a fan favorite for his highlight-creating ability...career-high 10 points, 5 rebounds, 2 assists, 1 block and 1 steal in a career-high 30 minutes off the bench at Illinois (1/31)...scored 9 pts vs. Prairie View A&M (11/25)...had 8 pts, 5 reb, 1 blk, 1 stl vs. Green Bay (12/23)...avg. 17 pts, 12 reb, 7 ast, 2.8 blk & 2 stl as a senior at Hayes High School...all-district / all-conference honoree all 4yrs at Hayes...led central Ohio in reb and ast as senior; led Pacers to 20-5 mark in 2014-15...Hayes HS all-time leading rebounder (897), second all-time in points (1,222), 4th all-time in assists (416); school record 88 starts and 93 games played.

IVERSON'S 2015-16 GAME-BY-GAME STATS

				Total		3-Pointers		Free throws		Rebounds											
Opponent	Date	gs	min	fg-fga	pct	3fg-fga	pct	ft-fta	pct	off	def	tot	avg	pf	a	t/o	blk	stl	pts	avg
WESTERN ILLINOIS	11/13/15		24	1-6	.167	0-0	.000	4-6	.667	5	2	7	7.0	3	0	0	3	3	6	6.0
SIENA	11/15/15		25	2-4	.500	0-1	.000	2-4	.500	2	1	3	5.0	3	2	1	1	0	6	6.0
NORTH DAKOTA	11/17/15		20	1-3	.333	0-1	.000	0-0	.000	0	2	2	4.0	2	0	1	0	0	2	4.7
vs Georgetown	11/20/15		21	1-3	.333	0-0	.000	0-0	.000	1	3	4	4.0	1	2	3	0	0	2	4.0
vs VCU	11/22/15		13	2-3	.667	1-1	1.000	0-0	.000	0	0	0	3.2	0	0	2	0	0	5	4.2
PRAIRIE VIEW A&M	11/25/15		22	4-8	.500	0-2	.000	1-3	.333	0	1	1	2.8	0	0	1	0	2	9	5.0
at Oklahoma	11/29/15		27	2-3	.667	1-2	.500	0-0	.000	0	0	0	2.4	1	0	2	1	0	5	5.0
at Syracuse	12/02/15		4	0-2	.000	0-0	.000	0-0	.000	0	1	1	2.3	1	0	2	0	0	0	4.4
TEMPLE	12/05/15		12	0-0	.000	0-0	.000	1-2	.500	0	4	4	2.4	0	0	0	1	0	1	4.0
MILWAUKEE	12/09/15		10	0-0	.000	0-0	.000	0-0	.000	0	3	3	2.5	2	0	0	0	0	0	3.6
MARQUETTE	12/12/15		5	0-0	.000	0-0	.000	0-0	.000	0	0	0	2.3	1	0	0	0	0	0	3.3
TEXAS A&M-CORPUS CH	12/15/15		14	0-2	.000	0-0	.000	2-2	1.000	2	0	2	2.3	0	0	0	0	0	2	3.2
GREEN BAY	12/23/15		19	3-5	.600	0-1	.000	2-4	.500	1	4	5	2.5	1	0	1	1	1	8	3.5
PURDUE	12/29/15		7	0-0	.000	0-0	.000	0-0	.000	0	1	1	2.4	1	0	1	0	0	0	3.3
RUTGERS	01/02/16		17	1-2	.500	0-0	.000	0-2	.000	1	2	3	2.4	0	0	0	0	0	2	3.2
at INDIANA	01/05/16		8	0-0	.000	0-0	.000	1-2	.500	1	0	1	2.3	0	1	1	0	0	1	3.1
at Northwestern	01/12/16		8	3-4	.750	0-0	.000	0-0	.000	2	0	2	2.3	1	2	0	0	2	6	3.2
MICHIGAN STATE	01/17/16		4	0-0	.000	0-0	.000	0-0	.000	0	0	0	2.2	0	0	0	0	0	0	3.1
at Penn State	01/21/16		4	0-0	.000	0-0	.000	0-0	.000	1	1	2	2.2	2	0	2	0	0	0	2.9
INDIANA	01/26/16		5	0-0	.000	0-0	.000	0-0	.000	0	0	0	2.1	1	1	2	0	0	0	2.8
at Illinois	01/31/16		30	3-4	.750	0-0	.000	4-4	1.000	2	3	5	2.2	1	2	2	1	1	10	3.1
OHIO STATE	02/04/16		15	0-0	.000	0-0	.000	0-0	.000	0	1	1	2.1	0	1	1	0	0	0	3.0
Totals		0	314	23-49	.469	2-8	.250	17-29	.586	18	29	47	2.1	21	11	22	8	9	65	3.0

Wisconsin Coaching Staff

GREG GARD
INTERIM HEAD COACH

Long considered one of the most best assistant coaches in all of college basketball, Greg Gard was named the interim head men's basketball coach at the University of Wisconsin on Dec. 15, 2015. A coaching veteran of more than 20 years, Gard is in his 15th season on the Badger basketball staff, serving as the team's associate head coach since July of 2008.

"Greg is ready, the staff is ready, all the way through, and I feel really good about that," Bo Ryan said upon his retirement. "There are people that have received head coaching jobs who were assistants at places, without anywhere near the record that he has. There's nobody more prepared than him."

As associate head coach, Gard served as the Badgers' recruiting coordinator in addition to on-floor coaching duties, opponent scouting and game preparation, and the constructing of future game schedules. He was also the director of the Badger Boys Basketball Summer Camps.

In November of 2015, Gard was ranked as the fourth-best "X&O" assistant coach in college basketball by coachstat.net. The rankings were made upon receipt of votes from a panel of national college basketball media, scouts and coaches.

2012, Gard was named No. 3 on the list of top assistant coaches in college basketball according to Bleacher Report. Fox Sports also listed Gard No. 10 on its list of the nation's top 25 assistant coaches.

"Greg knows why we do drills the way we do them," Ryan said in 2014. "Why we do things in a game the way we do them. He understands the personalities and the interactions of the players. Greg's a guy that knows the teams in the league, works extremely hard at scheduling, which is a very difficult job. Scouting reports. He just does it all."

Gard has helped pilot the Badgers to four Big Ten regular season titles and three Big Ten tournament championships, most recently winning both crowns in 2015. UW has made the NCAA tournament in each of Gard's 14 seasons, advancing to seven Sweet 16s three Elite Eights and two Final Fours.

"We almost have two head coaches in Coach Ryan and Coach Gard," former guard Josh Gasser said in 2014. "Coach Gard's got that head coach mentality, that moxie about him. And that's perfect to have."

Gard came to the Badgers after spending the previous two seasons as Ryan's assistant at UW-Milwaukee, where he had responsibilities in scouting, summer basketball camp operations and on-floor coaching, as well as involvement with recruiting.

Previously, Gard served as an assistant coach to Ryan at UW-Platteville from 1993-99. During Gard's years on the Pioneer staff, UW-Platteville compiled a 161-13 (.925) record and won three NCAA Division III titles, five straight Wisconsin Intercollegiate Athletic Conference (WIAC) championships and appeared in six consecutive NCAA tournaments. In his final year at UW-Platteville, Gard served as Ryan's top assistant in charge of recruiting, camp operations and scouting. He also worked as an advisor in the admissions office.

Prior to joining Ryan's staff in Platteville, Gard spent three seasons at Southwestern High School and one at Platteville High School, where he served in junior high and assistant varsity coaching capacities.

Gard is a 1995 graduate of UW-Platteville with a degree in physical and health education. He received a master's degree in counselor education from Platteville in 2007. Gard and his wife, Michelle, have two daughters Mackenzie and Peyton and a son, Isaac.

PERSONAL FILE
- **Hometown:** Cobb, Wis.
- **Family:** Wife: Michelle, Daughters, Mackenzie and Peyton; son, Isaac
- **Education:** B.S., Physical & Health Education, UW-Platteville, 1995

M.S.E. Counselor Education, UW-Platteville, 2007

Coaching Experience
- Asst Coach, Southwestern [Wis.] H.S. (1990-93)
- Asst Coach, Platteville [Wis.] H.S. (1993-94)
- Asst Coach, UW-Platteville (1993-99)
- Asst Coach, UW-Milwaukee (1999-2001)
- Asst Coach, Wisconsin (2001-present)

BO RYAN'S COACHING TREE

Since Bo Ryan took over at Wisconsin in 2001, four of his former assistant coaches have gone on to take over Division I head coaching positions: Tony Bennett (Wash St./Virginia), Rob Jeter (Milwaukee), Saul Phillips (NDSU/Ohio) and Howard Moore (Illinois-Chicago).

Several of Ryan's UW's players have also entered the coaching ranks including Tanner Bronson (Saint Louis), Joe Krabbenhoft (South Dakota State), Sharif Chambliss (Milwaukee) and Freddie Owens (Holy Cross).

GARY CLOSE
ASSISTANT COACH - 13TH SEASON AT UW

Gary Close, in his 29th season in Division I, is in his 13th season with the Badgers. Close was an assistant for 16 years at Iowa and Stanford before joining UW's staff in the spring of 2003.

- **Hometown:** Moorsetown, N.J.
- **Family:** Wife, Kellie, Son, Sam; daughter, Ellen
- **Education:** B.S., Business-Agriculture (P.E. minor), Arizona St., 1978
  M.S. Athletic Administration & Coaching, Arizona St., 1982

Coaching Experience
- Assistant Coach, Stanford (1983-86)
- Assistant Coach, Iowa (1986-99)
- Head Coach, Regina [Iowa] H.S. (2000-03)
- Assistant Coach, Wisconsin (2003-present)

LAMONT PARIS
ASSISTANT COACH - 6TH SEASON AT UW

Lamont Paris is in his 6th season on the UW coaching staff after being hired in 2010. An 18-year coaching veteran, Paris joined the Badgers' bench after a 6-year stint as an assistant coach at Akron.

- **Hometown:** Findlay, Ohio
- **Education:** B.S., Business-Economics, Wooster, 1996
  M.S. Recreation & Sports Mngmnt, Indiana St., 2000

Coaching Experience
- Assistant Coach, Wooster (1997-98)
- Assistant Coach, DePauw (1999-00)
- Assistant Coach, Indiana Univ.-Pennsylvania (2001-04)
- Assistant Coach, Akron (2005-10)
- Assistant Coach, Wisconsin (2010-present)

HOWARD MOORE
ASSISTANT COACH - 6TH SEASON AT UW

A UW alum and former assistant coach under Bo Ryan, Howard Moore returned to Madison on Dec. 22 to fill the vacancy created when Greg Gard was named interim head coach. Most recently, Moore served as the head coach at UIC from 2010-2015.

- **Hometown:** Chicago, Ill.
- **Education:** B.S., Afro-American Studies, Wisconsin, 1995

Coaching Experience
- Assistant Coach, University of Chicago (1998-99)
- Assistant Coach, Bradley University (2000-03)
- Assistant Coach, Ball State (2003-04)
- Assistant Coach, Loyola (2004-05)
- Assistant Coach, Wisconsin (2005-2010)
- Head Coach, Illinois-Chicago (2010-2015)
- Assistant Coach, Wisconsin (2015-present)

The Bo Ryan Era

Ryan took UW to new heights



◆ A 2015 Naismith Men's College Coach of the Year finalist, the basketball hall of fame credentials of Bo Ryan span well beyond the 15 seasons during which he was at the helm of the University of Wisconsin men's basketball program. Ryan elevated the UW program to heights previously unseen in Madison.

◆ With 363 wins, Bo Ryan finished his career as the all-time wins leader in Wisconsin history. Ryan was also the author of 172 Big Ten wins, the most in UW annals.

◆ Ryan passed Hall of Famer Bud Foster to set the UW wins record in just 365 games and 11 seasons. Foster reached the milestone in 532 games and 25 seasons.

◆ In 31-plus seasons, Ryan put together a career record of 747-233 (.762). His 747 wins rank 27th on the NCAA's all-time wins list, passing legendary Kansas coach Phog Allen with his final victory in Madison.

Among all-time coaches with 700 career wins (regardless of NCAA classification), Ryan's win percentage ranks 8th. There are just 4 active Div. 1 head coaches with more victories.

◆ Ryan ends his career ranked 9th in Big Ten history with 172 career conference wins. With a career record of 172-68 (.717) in Big Ten play, Ryan owns the highest winning percentage in conference history.

◆ Ryan tied legendary Indiana coach Branch McCracken as the 2nd-fastest coach in conference history to record 100 Big Ten wins, doing so in 140 games. Only Bob Knight did it faster (131 games).

◆ Ryan's .717 (172-68) win percentage in conference games is the best mark in Big Ten history, surpassing legendary Indiana coach Bob Knight (353-151, .700).

◆ Indiana's Bob Knight (327) and Purdue's Ward Lambert (331) are the only coaches in Big Ten history to reach 250 wins faster than Bo Ryan, who did it in 343 games.

▶ The 2015 Big Ten Coach of the Year and 1 of 4 finalists for the Naismith National Coach of the Year, Bo Ryan was named one of 12 finalists for the Naismith Hall of Fame Class of 2015. The 2015 honor marked Ryan's 4th Big Ten Coach of the Year award. Only Purdue's Gene Keady (7) and Indiana's Bob Knight (5) have won the honor more times than Ryan.

▶ Ryan will enter the Wisconsin Athletics Hall of Fame in 2016, which will mark the 6th Hall of which he is an member, including: Pennsylvania Sports HOF, Delaware County (Pa.) Sports HOF, Wilkes College Athletic HOF, Wisconsin Basketball Coach Association (WBCA) HOF and Wisconsin Intercollegiate Athletic Conf. (WIAC) HOF.

▶ Ryan's teams won a total of 13 conference titles in his 31 full seasons. During his 14 full seasons at Wisconsin, the Badgers captured 7 Big Ten titles (4 regular season, 3 tournament), made the NCAA tournament all 14 years and reached back-to-back Final Fours in 2014 and 2015.

RYAN ERA BY THE NUMBERS

- .737 win pct. (364-130) overall
- .717 win pct. (172-68) in Big Ten play
- .906 win pct. (211-22) at home
- 7 Big Ten titles
- 11 winningest seasons in UW history
- 6 players with AP All-America recognition
- 14 NCAA tournaments, 7 Sweet 16s, 3 Elite Eights, 2 Final Fours and 1 national championship game.

WINNINGEST BIG TEN HEAD COACHES

Following is a list of the coaches with the best all-time winning percentages in Big Ten play (min. 5 years) - through 1/2/16.

Coach (School)	Yrs.	Record	Pct.
1. Bo Ryan (WIS)	***14***	***172-68***	***.717***
2. Bob Knight (IND)	29	353-151	.700
3. Thad Matta (OSU)	11	133-60	.689
4. Ward Lambert (PUR)	29	228-105	.685
5. Tom Izzo (MSU)	20	234-108	.684

ALL-TIME HEAD COACHES WITH 700 WINS

*Following is a list of the top winning percentages among all-time head coaches with at least 700 career victories (regardless of NCAA classification - through 1/2/16. * - active*

Coach (Schools)	Yrs.	Record	Pct.
1. Adolph Rupp (Kentucky)	41	876-190	.822
2. Roy Williams (Kansas, North Carolina)*	28	763-204	.789
3. Dave Robbins (Virginia Union)	30	713-194	.786
4. Jerry Tarkanian (Long Beach State, UNLV, Fresno State)	31	729-201	.784
5. Steve Moore (Wooster)	34	755-216	.778
6. Dean Smith (North Carolina)	36	879-254	.776
7. Mike Krzyzewski (Army, Duke)*	41	1030-312	.768
8. Bo Ryan (UW-Platteville, Milwaukee, Wisconsin)	***32***	***747-233***	***.762***

The Ryan Notebook

- Born Dec. of 1947 in Chester, Pa.
- B.S. in business administration, Wilkes (Pa.) University, 1969
- Family: wife, Kelly; children, Megan, Will, Matt, Brenna and Mairin
- Career Record: 747-233 (31+ years)
- UW Record: 364-130 (14+ years)

Overall Record

UW pre-Bo Ryan: 1,172-1,035 (.531)
UW with Bo Ryan: 364-130 (.737)

With 364 wins, Ryan finished his career as the all-time wins leader in Wisconsin history. Prior to Ryan's hire at UW, the Badgers had four 19-win seasons (high of 22) in 103 years.

Including last season, Ryan led the UW to at least 19 wins in each of his 14 full seasons at UW and owns 12 seasons of 20+ wins and 4 seasons with 30+. In fact, Ryan's teams accounted for the 11 winningest seasons in school annals.

UW averaged 25.5 wins per season during the Ryan era with four 30-win seasons.

Big Ten Record

UW pre-Bo Ryan: 607-757 (.445)
UW with Bo Ryan: 172-68 (.717)

In the first 96 years of Big Ten play, Wisconsin won at least 11 Big Ten games 9 times (just once from 1941-2001). Including this season, Ryan has led the Badgers to at least 11 conference wins in 12 of 14 seasons. He was the first Big Ten coach to win at least 11 league games in each of his first four years.

With 172 wins, Ryan owns the most Big Ten wins in UW history and ranks 9th on the conference's all-time list. He has led UW to a 172-68 (.717) conference record, the highest win percentage of any coach in Big Ten history.

Ryan's teams own a winning record against every other team in the Big Ten (min. 3 gms).

Ryan is the fastest coach in UW history to reach 100 Big Ten wins, doing so in 140 games. That also ties Branch McCracken as the 2nd-fastest in conference history. Only Bob Knight (131 games) did it faster.

The Badgers have won 6 Big Ten titles (4 regular season and 2 tournament) under Ryan.

Including this season, UW has finished among the top 4 in the Big Ten in each of Ryan's 14 seasons. That 14-year stretch of top-4 finishes is the longest in Big Ten history.

NCAA Tournament Record

UW pre-Bo Ryan: 7 appearances / 9-6
UW with Ryan: 14 appearances / 25-14

Ryan led the Badgers to back-to-back Final Fours in 2014 and 2015.

Wisconsin made 7 appearances in the first 63 years of the NCAA tournament. Since Bo Ryan took over as head coach, the Badgers have earned 14 consecutive tournament bids and advanced to the Sweet 16 seven times.

UW has won 25 NCAA tournament games under Ryan, surpassing the Badgers' total of 9 in the 63 years prior to Ryan.

2015-16 Season Statistics

Updated through February 4, 2015

Overall record: 14-9 Conf: 6-4 Home: 10-5 Away: 3-3 Neutral: 1-1

					Total		3-Point		F-Throw		Rebounds											
##	Player	gp-gs	min	avg	fg-fga	fg%	3fg-fga	3fg%	ft-fta	ft%	off	def	tot	avg	pf	dq	a	to	blk	stl	pts	avg
10	Hayes, Nigel	23-23	832	36.2	115-290	.397	24-79	.304	140-188	.745	52	86	138	6.0	48	0	81	52	10	27	394	17.1
24	Koenig, Bronson	23-23	795	34.6	104-263	.395	53-139	.381	47-59	.797	9	45	54	2.3	54	2	50	38	6	7	308	13.4
22	Happ, Ethan	23-23	649	28.2	109-198	.551	0-0	.000	65-102	.637	58	129	187	8.1	69	0	23	48	24	34	283	12.3
30	Brown, Vitto	23-22	534	23.2	77-192	.401	11-39	.282	33-43	.767	43	73	116	5.0	57	2	12	24	13	12	198	8.6
03	Showalter, Zak	23-23	738	32.1	58-126	.460	24-68	.353	32-36	.889	19	76	95	4.1	71	4	51	33	7	27	172	7.5
15	Thomas, Charlie	20-0	230	11.5	22-62	.355	3-10	.300	14-30	.467	16	30	46	2.3	27	0	3	5	7	5	61	3.1
11	Hill, Jordan	18-1	264	14.7	20-49	.408	11-29	.379	3-4	.750	8	19	27	1.5	18	0	12	13	1	4	54	3.0
21	Iverson, Khalil	22-0	314	14.3	23-49	.469	2-8	.250	17-29	.586	18	29	47	2.1	21	0	11	22	8	9	65	3.0
25	Illikainen, Alex	21-0	227	10.8	22-46	.478	7-19	.368	7-11	.636	12	21	33	1.6	23	0	10	7	1	6	58	2.8
35	Dearring, Riley	3-0	6	2.0	0-2	.000	0-2	.000	2-2	1.000	0	2	2	0.7	2	0	0	2	0	0	2	0.7
02	Smith, Jordan	5-0	7	1.4	1-1	1.000	0-0	.000	0-1	.000	1	0	1	0.2	0	0	0	1	0	0	2	0.4
05	Moesch, Aaron	10-0	43	4.3	1-2	.500	0-0	.000	2-2	1.000	2	3	5	0.5	4	0	1	1	0	2	4	0.4
20	Schlundt, T.J.	3-0	3	1.0	0-0	.000	0-0	.000	0-0	.000	0	0	0	0.0	0	0	1	0	0	0	0	0.0
00	Decorah, Will	2-0	2	1.0	0-0	.000	0-0	.000	0-0	.000	0	0	0	0.0	1	0	0	1	0	0	0	0.0
13	Bax, Jackson	2-0	2	1.0	0-0	.000	0-0	.000	0-0	.000	0	0	0	0.0	0	0	0	0	0	0	0	0.0
01	Pritzl, Brevin	1-0	4	4.0	0-0	.000	0-0	.000	0-0	.000	0	0	0	0.0	0	0	0	1	0	0	0	0.0
	Team										45	39	84		1			13				
	Total.....	23	4650		552-1280	.431	135-393	.344	362-507	.714	283	552	835	36.3	396	8	255	261	77	133	1601	69.6
	Opponents.....	23	4650		531-1237	.429	138-358	.385	293-414	.708	205	512	717	31.2	479	-	233	281	70	122	1493	64.9

TEAM STATISTICS	WIS	OPP
SCORING	1601	1493
Points per game	69.6	64.9
Scoring margin	+4.7	-
FIELD GOALS-ATT	552-1280	531-1237
Field goal pct	.431	.429
3 POINT FG-ATT	135-393	138-358
3-point FG pct	.344	.385
3-pt FG made per game	5.9	6.0
FREE THROWS-ATT	362-507	293-414
Free throw pct	.714	.708
F-Throws made per game	15.7	12.7
REBOUNDS	835	717
Rebounds per game	36.3	31.2
Rebounding margin	+5.1	-
ASSISTS	255	233
Assists per game	11.1	10.1
TURNOVERS	261	281
Turnovers per game	11.3	12.2
Turnover margin	+0.9	-
Assist/turnover ratio	1.0	0.8
STEALS	133	122
Steals per game	5.8	5.3
BLOCKS	77	70
Blocks per game	3.3	3.0
ATTENDANCE	259305	108989
Home games-Avg/Game	15-17287	6-12244
Neutral site-Avg/Game	-	2-17762

Score by Periods	1st	2nd	OT	Totals
Wisconsin	769	808	24	1601
Opponents	670	810	13	1493

	Date	Opponent		Score	Att.
	11/13/15	WESTERN ILLINOIS	L	67-69	17287
	11/15/15	SIENA	W	92-65	17287
	11/17/15	NORTH DAKOTA	W	78-64	17287
	11/20/15	vs Georgetown	L	61-71	18238
	11/22/15	vs VCU	W	74-73	17287
	11/25/15	PRAIRIE VIEW A&M	W	85-67	17287
	11/29/15	at Oklahoma	L	48-65	8988
	12/02/15	at Syracuse	Wot	66-58	22360
	12/05/15	TEMPLE	W	76-60	17287
	12/09/15	MILWAUKEE	L	67-68	17287
	12/12/15	MARQUETTE	L	55-57	17287
	12/15/15	TEXAS A&M-CORPUS CHR	W	64-49	17287
	12/23/15	GREEN BAY	W	84-79	17287
*	12/29/15	PURDUE	L	55-61	17287
*	01/02/16	RUTGERS	W	79-57	17287
*	01/05/16	at INDIANA	L	58-59	14098
*	01/09/16	MARYLAND	L	60-63	17287
*	01/12/16	at Northwestern	L	65-70	7264
*	01/17/16	MICHIGAN STATE	W	77-76	17287
*	01/21/16	at Penn State	W	66-60	7145
*	01/26/16	INDIANA	Wot	82-79	17287
*	01/31/16	at Illinois	W	63-55	13609
*	02/04/16	OHIO STATE	W	79-68	17287

* = Conference game

2015-16 Big Ten Statistics

Updated through February 4, 2015

RECORD:	OVERALL	HOME	AWAY	NEUTRAL
ALL GAMES	6-4	4-2	2-2	0-0
CONFERENCE	6-4	4-2	2-2	0-0
NON-CONFERENCE	0-0	0-0	0-0	0-0

					Total		3-Point		F-Throw		Rebounds											
##	Player	gp-gs	min	avg	fg-fga	fg%	3fg-fga	3fg%	ft-fta	ft%	off	def	tot	avg	pf	dq	a	to	blk	stl	pts	avg
10	Hayes, Nigel	10-10	357	35.7	52-126	.413	10-34	.294	69-89	.775	14	40	54	5.4	24	0	26	25	4	15	183	18.3
22	Happ, Ethan	10-10	282	28.2	52-93	.559	0-0	.000	29-52	.558	22	57	79	7.9	29	0	8	19	7	21	133	13.3
24	Koenig, Bronson	10-10	336	33.6	39-102	.382	22-56	.393	21-26	.808	1	18	19	1.9	24	2	19	13	1	5	121	12.1
03	Showalter, Zak	10-10	304	30.4	26-48	.542	9-24	.375	11-13	.846	5	25	30	3.0	27	1	19	13	4	11	72	7.2
30	Brown, Vitto	10-9	177	17.7	23-55	.418	3-12	.250	14-18	.778	10	13	23	2.3	18	0	5	4	3	3	63	6.3
11	Hill, Jordan	10-1	215	21.5	17-40	.425	9-23	.391	1-2	.500	6	16	22	2.2	13	0	8	9	1	4	44	4.4
25	Illikainen, Alex	10-0	160	16.0	15-33	.455	6-16	.375	2-3	.667	9	15	24	2.4	18	0	6	4	1	4	38	3.8
21	Iverson, Khalil	9-0	98	10.9	7-10	.700	0-0	.000	5-8	.625	7	8	15	1.7	6	0	7	9	1	3	19	2.1
15	Thomas, Charlie	7-0	52	7.4	4-15	.267	1-5	.200	0-3	.000	0	2	2	0.3	6	0	0	2	2	2	9	1.3
02	Smith, Jordan	2-0	2	1.0	1-1	1.000	0-0	.000	0-1	.000	1	0	1	0.5	0	0	0	0	0	0	2	1.0
00	Decorah, Will	1-0	1	1.0	0-0	.000	0-0	.000	0-0	.000	0	0	0	0.0	0	0	0	0	0	0	0	0.0
20	Schlundt, T.J.	1-0	1	1.0	0-0	.000	0-0	.000	0-0	.000	0	0	0	0.0	0	0	0	0	0	0	0	0.0
05	Moesch, Aaron	7-0	39	5.6	0-1	.000	0-0	.000	0-0	.000	1	3	4	0.6	4	0	1	1	0	1	0	0.0
13	Bax, Jackson	1-0	1	1.0	0-0	.000	0-0	.000	0-0	.000	0	0	0	0.0	0	0	0	0	0	0	0	0.0
	Team										17	17	34					7				
	Total.....	10	2025		236-524	.450	60-170	.353	152-215	.707	93	214	307	30.7	169	3	99	106	24	69	684	68.4
	Opponents.....	10	2025		230-518	.444	59-146	.404	129-164	.787	84	225	309	30.9	204	-	95	134	27	43	648	64.8

TEAM STATISTICS	WIS	OPP
SCORING	684	648
Points per game	68.4	64.8
Scoring margin	+3.6	-
FIELD GOALS-ATT	236-524	230-518
Field goal pct	.450	.444
3 POINT FG-ATT	60-170	59-146
3-point FG pct	.353	.404
3-pt FG made per game	6.0	5.9
FREE THROWS-ATT	152-215	129-164
Free throw pct	.707	.787
F-Throws made per game	15.2	12.9
REBOUNDS	307	309
Rebounds per game	30.7	30.9
Rebounding margin	-0.2	-
ASSISTS	99	95
Assists per game	9.9	9.5
TURNOVERS	106	134
Turnovers per game	10.6	13.4
Turnover margin	+2.8	-
Assist/turnover ratio	0.9	0.7
STEALS	69	43
Steals per game	6.9	4.3
BLOCKS	24	27
Blocks per game	2.4	2.7
ATTENDANCE	103722	42116
Home games-Avg/Game	6-17287	4-10529
Neutral site-Avg/Game	-	0-0

Score by Periods	1st	2nd	OT	Totals
Wisconsin	324	349	11	684
Opponents	289	351	8	648

	Date	Opponent		Score	Att.
*	12/29/15	PURDUE	L	55-61	17287
*	01/02/16	RUTGERS	W	79-57	17287
*	01/05/16	at INDIANA	L	58-59	14098
*	01/09/16	MARYLAND	L	60-63	17287
*	01/12/16	at Northwestern	L	65-70	7264
*	01/17/16	MICHIGAN STATE	W	77-76	17287
*	01/21/16	at Penn State	W	66-60	7145
*	01/26/16	INDIANA	Wot	82-79	17287
*	01/31/16	at Illinois	W	63-55	13609
*	02/04/16	OHIO STATE	W	79-68	17287

* = Conference game

2015-16 Home Statistics

Updated through February 4, 2015

Overall record: 10-5 Conf: 4-2 Home: 10-5 Away: 0-0 Neutral: 0-0

					Total		3-Point		F-Throw		Rebounds											
##	Player	gp-gs	min	avg	fg-fga	fg%	3fg-fga	3fg%	ft-fta	ft%	off	def	tot	avg	pf	dq	a	to	blk	stl	pts	avg
10	Hayes, Nigel	15-15	527	35.1	78-187	.417	15-47	.319	92-122	.754	32	59	91	6.1	25	0	54	35	6	18	263	17.5
24	Koenig, Bronson	15-15	511	34.1	74-173	.428	37-86	.430	28-34	.824	4	28	32	2.1	28	0	39	24	4	5	213	14.2
22	Happ, Ethan	15-15	405	27.0	75-132	.568	0-0	.000	38-63	.603	36	74	110	7.3	46	0	17	27	18	21	188	12.5
30	Brown, Vitto	15-15	362	24.1	51-123	.415	7-21	.333	29-38	.763	32	51	83	5.5	35	0	8	16	8	8	138	9.2
03	Showalter, Zak	15-15	466	31.1	42-82	.512	20-47	.426	18-21	.857	9	48	57	3.8	47	3	28	18	3	18	122	8.1
11	Hill, Jordan	12-0	175	14.6	15-34	.441	9-21	.429	3-4	.750	4	12	16	1.3	8	0	6	9	1	3	42	3.5
25	Illikainen, Alex	13-0	159	12.2	15-34	.441	6-15	.400	7-10	.700	7	15	22	1.7	16	0	7	5	1	3	43	3.3
15	Thomas, Charlie	15-0	164	10.9	16-45	.356	2-8	.250	13-27	.481	14	22	36	2.4	21	0	2	2	5	4	47	3.1
21	Iverson, Khalil	14-0	199	14.2	12-30	.400	0-5	.000	12-23	.522	11	21	32	2.3	14	0	4	8	6	6	36	2.6
35	Dearring, Riley	3-0	6	2.0	0-2	.000	0-2	.000	2-2	1.000	0	2	2	0.7	2	0	0	2	0	0	2	0.7
05	Moesch, Aaron	7-0	34	4.9	1-2	.500	0-0	.000	2-2	1.000	2	2	4	0.6	1	0	1	0	0	2	4	0.6
02	Smith, Jordan	4-0	6	1.5	1-1	1.000	0-0	.000	0-1	.000	1	0	1	0.3	0	0	0	1	0	0	2	0.5
20	Schlundt, T.J.	3-0	3	1.0	0-0	.000	0-0	.000	0-0	.000	0	0	0	0.0	0	0	1	0	0	0	0	0.0
00	Decorah, Will	2-0	2	1.0	0-0	.000	0-0	.000	0-0	.000	0	0	0	0.0	1	0	0	1	0	0	0	0.0
13	Bax, Jackson	2-0	2	1.0	0-0	.000	0-0	.000	0-0	.000	0	0	0	0.0	0	0	0	0	0	0	0	0.0
01	Pritzl, Brevin	1-0	4	4.0	0-0	.000	0-0	.000	0-0	.000	0	0	0	0.0	0	0	0	1	0	0	0	0.0
	Team										27	21	48					5				
	Total.....	15	3025		380-845	.450	96-252	.381	244-347	.703	179	355	534	35.6	244	3	167	154	52	88	1100	73.3
	Opponents.....	15	3025		360-827	.435	91-233	.391	171-241	.710	136	326	462	30.8	324	-	143	187	42	75	982	65.5

TEAM STATISTICS	WIS	OPP
SCORING	1100	982
Points per game	73.3	65.5
Scoring margin	+7.9	-
FIELD GOALS-ATT	380-845	360-827
Field goal pct	.450	.435
3 POINT FG-ATT	96-252	91-233
3-point FG pct	.381	.391
3-pt FG made per game	6.4	6.1
FREE THROWS-ATT	244-347	171-241
Free throw pct	.703	.710
F-Throws made per game	16.3	11.4
REBOUNDS	534	462
Rebounds per game	35.6	30.8
Rebounding margin	+4.8	-
ASSISTS	167	143
Assists per game	11.1	9.5
TURNOVERS	154	187
Turnovers per game	10.3	12.5
Turnover margin	+2.2	-
Assist/turnover ratio	1.1	0.8
STEALS	88	75
Steals per game	5.9	5.0
BLOCKS	52	42
Blocks per game	3.5	2.8
ATTENDANCE	259305	0
Home games-Avg/Game	15-17287	0-0
Neutral site-Avg/Game	-	0-0

Score by Periods	1st	2nd	OT	Totals
Wisconsin	552	537	11	1100
Opponents	446	528	8	982

	Date	Opponent		Score	Att.
	11/13/15	WESTERN ILLINOIS	L	67-69	17287
	11/15/15	SIENA	W	92-65	17287
	11/17/15	NORTH DAKOTA	W	78-64	17287
	11/25/15	PRAIRIE VIEW A&M	W	85-67	17287
	12/05/15	TEMPLE	W	76-60	17287
	12/09/15	MILWAUKEE	L	67-68	17287
	12/12/15	MARQUETTE	L	55-57	17287
	12/15/15	TEXAS A&M-CORPUS CHR	W	64-49	17287
	12/23/15	GREEN BAY	W	84-79	17287
*	12/29/15	PURDUE	L	55-61	17287
*	01/02/16	RUTGERS	W	79-57	17287
*	01/09/16	MARYLAND	L	60-63	17287
*	01/17/16	MICHIGAN STATE	W	77-76	17287
*	01/26/16	INDIANA	Wot	82-79	17287
*	02/04/16	OHIO STATE	W	79-68	17287

* = Conference game

2015-16 Road/Neutral Statistics

Updated through January 31, 2015

RECORD:	OVERALL	HOME	AWAY	NEUTRAL
ALL GAMES	4-4	0-0	3-3	1-1
CONFERENCE	2-2	0-0	2-2	0-0
NON-CONFERENCE	2-2	0-0	1-1	1-1

					Total		3-Point		F-Throw		Rebounds											
##	Player	gp-gs	min	avg	fg-fga	fg%	3fg-fga	3fg%	ft-fta	ft%	off	def	tot	avg	pf	dq	a	to	blk	stl	pts	avg
10	Hayes, Nigel	8-8	305	38.1	37-103	.359	9-32	.281	48-66	.727	20	27	47	5.9	23	0	27	17	4	9	131	16.4
24	Koenig, Bronson	8-8	284	35.5	30-90	.333	16-53	.302	19-25	.760	5	17	22	2.8	26	2	11	14	2	2	95	11.9
22	Happ, Ethan	8-8	244	30.5	34-66	.515	0-0	.000	27-39	.692	22	55	77	9.6	23	0	6	21	6	13	95	11.9
30	Brown, Vitto	8-7	172	21.5	26-69	.377	4-18	.222	4-5	.800	11	22	33	4.1	22	2	4	8	5	4	60	7.5
03	Showalter, Zak	8-8	272	34.0	16-44	.364	4-21	.190	14-15	.933	10	28	38	4.8	24	1	23	15	4	9	50	6.3
21	Iverson, Khalil	8-0	115	14.4	11-19	.579	2-3	.667	5-6	.833	7	8	15	1.9	7	0	7	14	2	3	29	3.6
15	Thomas, Charlie	5-0	66	13.2	6-17	.353	1-2	.500	1-3	.333	2	8	10	2.0	6	0	1	3	2	1	14	2.8
11	Hill, Jordan	6-1	89	14.8	5-15	.333	2-8	.250	0-0	.000	4	7	11	1.8	10	0	6	4	0	1	12	2.0
25	Illikainen, Alex	8-0	68	8.5	7-12	.583	1-4	.250	0-1	.000	5	6	11	1.4	7	0	3	2	0	3	15	1.9
02	Smith, Jordan	1-0	1	1.0	0-0	.000	0-0	.000	0-0	.000	0	0	0	0.0	0	0	0	0	0	0	0	0.0
05	Moesch, Aaron	3-0	9	3.0	0-0	.000	0-0	.000	0-0	.000	0	1	1	0.3	3	0	0	1	0	0	0	0.0
	Team										18	18	36		1			8				
	Total.....	8	1625		172-435	.395	39-141	.277	118-160	.738	104	197	301	37.6	152	5	88	107	25	45	501	62.6
	Opponents.....	8	1625		171-410	.417	47-125	.376	122-173	.705	69	186	255	31.9	155	-	90	94	28	47	511	63.9

TEAM STATISTICS	WIS	OPP
SCORING	501	511
Points per game	62.6	63.9
Scoring margin	-1.2	-
FIELD GOALS-ATT	172-435	171-410
Field goal pct	.395	.417
3 POINT FG-ATT	39-141	47-125
3-point FG pct	.277	.376
3-pt FG made per game	4.9	5.9
FREE THROWS-ATT	118-160	122-173
Free throw pct	.738	.705
F-Throws made per game	14.8	15.3
REBOUNDS	301	255
Rebounds per game	37.6	31.9
Rebounding margin	+5.8	-
ASSISTS	88	90
Assists per game	11.0	11.3
TURNOVERS	107	94
Turnovers per game	13.4	11.8
Turnover margin	-1.6	-
Assist/turnover ratio	0.8	1.0
STEALS	45	47
Steals per game	5.6	5.9
BLOCKS	25	28
Blocks per game	3.1	3.5
ATTENDANCE	0	108989
Home games-Avg/Game	0-0	6-12244
Neutral site-Avg/Game	-	2-17762

Score by Periods	1st	2nd	OT	Totals
Wisconsin	217	271	13	501
Opponents	224	282	5	511

	Date	Opponent		Score	Att.
	11/20/15	vs Georgetown	L	61-71	18238
	11/22/15	vs VCU	W	74-73	17287
	11/29/15	at Oklahoma	L	48-65	8988
	12/02/15	at Syracuse	Wot	66-58	22360
*	01/05/16	at INDIANA	L	58-59	14098
*	01/12/16	at Northwestern	L	65-70	7264
*	01/21/16	at Penn State	W	66-60	7145
*	01/31/16	at Illinois	W	63-55	13609

* = Conference game

Game-by-Game Statistics

Updated through February 4, 2015

TEAM STATISTICS

				Total		3-Pointers		Free throws		Rebounds										
Opponent	Date	Score		fg-fga	pct	3fg-fga	pct	ft-fta	pct	off	def	tot	avg	pf	a	t/o	blk	stl	pts	avg
WESTERN ILLINOIS	11/13/15	67-69	L	22-62	.355	7-21	.333	16-25	.640	21	18	39	39.0	15	8	4	6	6	67	67.0
SIENA	11/15/15	92-65	W	31-53	.585	5-12	.417	25-30	.833	10	27	37	38.0	23	12	10	2	2	92	79.5
NORTH DAKOTA	11/17/15	78-64	W	29-66	.439	6-20	.300	14-22	.636	16	24	40	38.7	15	14	6	2	4	78	79.0
vs Georgetown	11/20/15	61-71	L	20-63	.317	5-19	.263	16-20	.800	18	22	40	39.0	21	10	14	3	5	61	74.5
vs VCU	11/22/15	74-73	W	26-49	.531	5-10	.500	17-24	.708	11	28	39	39.0	22	13	17	7	4	74	74.4
PRAIRIE VIEW A&M	11/25/15	85-67	W	29-56	.518	6-20	.300	21-26	.808	12	17	29	37.3	18	17	12	2	9	85	76.2
at Oklahoma	11/29/15	48-65	L	16-68	.235	7-33	.212	9-13	.692	21	25	46	38.6	17	8	7	3	2	48	72.1
at Syracuse	12/02/15	66-58	Wot	25-60	.417	5-18	.278	11-12	.917	16	35	51	40.1	18	15	20	7	4	66	71.4
TEMPLE	12/05/15	76-60	W	27-59	.458	6-11	.545	16-21	.762	10	28	38	39.9	13	13	7	2	5	76	71.9
MILWAUKEE	12/09/15	67-68	L	20-55	.364	4-10	.400	23-32	.719	12	33	45	40.4	21	7	10	4	2	67	71.4
MARQUETTE	12/12/15	55-57	L	24-66	.364	6-17	.353	1-4	.250	14	22	36	40.0	16	12	7	4	7	55	69.9
TEXAS A&M-CORPUS CH	12/15/15	64-49	W	20-44	.455	6-16	.375	18-31	.581	15	27	42	40.2	12	12	15	5	5	64	69.4
GREEN BAY	12/23/15	84-79	W	27-55	.491	7-16	.438	23-32	.719	14	32	46	40.6	16	15	26	6	9	84	70.5
PURDUE	12/29/15	55-61	L	22-57	.386	5-17	.294	6-8	.750	7	19	26	39.6	19	9	7	5	7	55	69.4
RUTGERS	01/02/16	79-57	W	31-58	.534	8-18	.444	9-15	.600	8	29	37	39.4	15	14	9	4	6	79	70.1
at INDIANA	01/05/16	58-59	L	19-46	.413	4-16	.250	16-23	.696	9	18	27	38.6	16	6	14	1	9	58	69.3
MARYLAND	01/09/16	60-63	L	24-62	.387	7-21	.333	5-11	.455	11	21	32	38.2	15	8	8	3	8	60	68.8
at Northwestern	01/12/16	65-70	L	24-51	.471	7-21	.333	10-13	.769	7	18	25	37.5	21	19	12	1	8	65	68.6
MICHIGAN STATE	01/17/16	77-76	W	21-47	.447	6-14	.429	29-36	.806	8	17	25	36.8	15	6	6	1	4	77	69.0
at Penn State	01/21/16	66-60	W	20-48	.417	4-10	.400	22-35	.629	13	23	36	36.8	21	9	11	2	7	66	68.8
INDIANA	01/26/16	82-79	Wot	25-48	.521	4-12	.333	28-37	.757	8	18	26	36.3	17	5	16	5	9	82	69.5
at Illinois	01/31/16	63-55	W	22-50	.440	2-14	.143	17-20	.850	9	28	37	36.3	16	8	12	1	6	63	69.2
OHIO STATE	02/04/16	79-68	W	28-57	.491	13-27	.481	10-17	.588	13	23	36	36.3	14	15	11	1	5	79	69.6
Wisconsin		1601		552-1280	.431	135-393	.344	362-507	.714	283	552	835	36.3	396	255	261	77	133	1601	69.6
Opponents		1493		531-1237	.429	138-358	.385	293-414	.708	205	512	717	31.2	479	233	281	70	122	1493	64.9

OPPONENT STATISTICS

				Total		3-Pointers		Free throws		Rebounds										
Opponent	Date	Score		fg-fga	pct	3fg-fga	pct	ft-fta	pct	off	def	tot	avg	pf	a	t/o	blk	stl	pts	avg
WESTERN ILLINOIS	11/13/15	67-69	L	27-50	.540	7-9	.778	8-12	.667	8	23	31	31.0	24	11	10	4	0	69	69.0
SIENA	11/15/15	92-65	W	22-56	.393	3-16	.188	18-27	.667	11	15	26	28.5	23	9	10	4	5	65	67.0
NORTH DAKOTA	11/17/15	78-64	W	24-50	.480	7-13	.538	9-17	.529	5	26	31	29.3	23	11	17	2	4	64	66.0
vs Georgetown	11/20/15	61-71	L	21-49	.429	9-18	.500	20-24	.833	8	28	36	31.0	23	15	15	4	6	71	67.2
vs VCU	11/22/15	74-73	W	26-61	.426	4-13	.308	17-29	.586	14	16	30	30.8	20	11	9	3	8	73	68.4
PRAIRIE VIEW A&M	11/25/15	85-67	W	24-50	.480	7-11	.636	12-17	.706	11	17	28	30.3	27	6	19	2	7	67	68.2
at Oklahoma	11/29/15	48-65	L	26-61	.426	4-12	.333	9-14	.643	12	32	44	32.3	12	14	5	6	4	65	67.7
at Syracuse	12/02/15	66-58	Wot	20-56	.357	7-24	.292	11-20	.550	6	19	25	31.4	16	12	11	5	8	58	66.5
TEMPLE	12/05/15	76-60	W	22-58	.379	7-20	.350	9-11	.818	6	23	29	31.1	16	11	7	4	3	60	65.8
MILWAUKEE	12/09/15	67-68	L	19-53	.358	8-27	.296	22-27	.815	5	24	29	30.9	27	11	8	1	4	68	66.0
MARQUETTE	12/12/15	55-57	L	24-46	.522	3-5	.600	6-14	.429	6	27	33	31.1	14	13	11	3	4	57	65.2
TEXAS A&M-CORPUS CH	12/15/15	64-49	W	19-58	.328	4-18	.222	7-12	.583	13	18	31	31.1	24	5	10	2	8	49	63.8
GREEN BAY	12/23/15	84-79	W	27-71	.380	9-26	.346	16-26	.615	16	19	35	31.4	26	9	15	3	18	79	65.0
PURDUE	12/29/15	55-61	L	22-50	.440	5-13	.385	12-14	.857	8	28	36	31.7	11	12	16	2	4	61	64.7
RUTGERS	01/02/16	79-57	W	23-58	.397	5-12	.417	6-6	1.000	4	21	25	31.3	16	10	10	1	2	57	64.2
at INDIANA	01/05/16	58-59	L	21-43	.488	7-17	.412	10-10	1.000	4	23	27	31.0	21	13	19	4	7	59	63.9
MARYLAND	01/09/16	60-63	L	25-48	.521	4-11	.364	9-12	.750	5	29	34	31.2	15	10	16	6	3	63	63.8
at Northwestern	01/12/16	65-70	L	22-46	.478	4-12	.333	22-34	.647	11	23	34	31.3	17	10	11	2	5	70	64.2
MICHIGAN STATE	01/17/16	77-76	W	28-59	.475	8-18	.444	12-16	.750	15	20	35	31.5	28	11	9	1	3	76	64.8
at Penn State	01/21/16	66-60	W	17-44	.386	6-15	.400	20-27	.741	9	25	34	31.7	29	9	13	4	3	60	64.6
INDIANA	01/26/16	82-79	Wot	28-62	.452	7-16	.438	16-18	.889	13	19	32	31.7	31	6	19	3	8	79	65.2
at Illinois	01/31/16	63-55	W	18-50	.360	6-14	.429	13-15	.867	5	20	25	31.4	17	6	11	0	6	55	64.8
OHIO STATE	02/04/16	79-68	W	26-58	.448	7-18	.389	9-12	.750	10	17	27	31.2	19	8	10	4	2	68	64.9
Opponents		1493		531-1237	.429	138-358	.385	293-414	.708	205	512	717	31.2	479	233	281	70	122	1493	64.9
Wisconsin		1601		552-1280	.431	135-393	.344	362-507	.714	283	552	835	36.3	396	255	261	77	133	1601	69.6

GAME 1: WESTERN ILLINOIS 69, #17 WISCONSIN 67

Nov. 13, 2015 • Madison, Wis. • Kohl Center

Western Illinois 69 • 1-0

##	Player		Total FG-FGA	3-Ptr FG-FGA	FT-FTA	Rebounds Off	Def	Tot	PF	TP	A	TO	Blk	Stl	Min
32	Tate Stensgaard	f	2-3	0-0	0-1	0	5	5	4	4	1	0	0	0	25
52	Brandon Gilbeck	c	3-5	0-0	0-0	3	3	6	4	6	1	1	1	0	16
01	Jabari Sandifer	g	4-8	1-1	3-5	2	5	7	1	12	3	2	0	0	36
14	J.C. Fuller	g	8-13	4-4	0-0	1	4	5	2	20	2	4	2	0	35
31	Garret Covington	g	6-12	1-3	3-3	0	1	1	3	16	3	1	0	0	34
11	De'Angelo Bruster		1-3	1-1	0-0	0	2	2	2	3	1	1	0	0	15
15	Dalan Ancrum		0-2	0-0	0-0	0	1	1	1	0	0	0	0	0	6
22	Jalen Morgan		1-1	0-0	2-3	1	1	2	2	4	0	1	0	0	17
33	Jalen Chapman		2-3	0-0	0-0	0	1	1	5	4	0	0	1	0	16
	Team					1	0	1							
	Totals		27-50	7-9	8-12	8	23	31	24	69	11	10	4	0	200

FG % 1st Half: 14-23 60.9% 2nd half: 13-27 48.1% Game: 27-50 54.0%
3FG % 1st Half: 4-4 100.0 2nd half: 3-5 60.0% Game: 7-9 77.8%
FT % 1st Half: 5-9 55.6% 2nd half: 3-3 100.0 Game: 8-12 66.7%

Deadball Rebounds 0,1

Wisconsin 67 • 0-1

##	Player		Total FG-FGA	3-Ptr FG-FGA	FT-FTA	Rebounds Off	Def	Tot	PF	TP	A	TO	Blk	Stl	Min
10	Hayes, Nigel	f	4-13	1-4	8-11	3	1	4	1	17	4	0	0	0	40
22	Happ, Ethan	f	2-3	0-0	0-0	2	4	6	3	4	0	1	0	0	19
30	Brown, Vitto	f	3-8	1-2	4-4	3	2	5	3	11	1	1	2	2	25
03	Showalter, Zak	g	3-10	2-7	0-1	0	6	6	2	8	1	0	0	1	40-
24	Koenig, Bronson	g	7-15	3-8	0-0	1	3	4	1	17	2	0	0	0	37
11	Hill, Jordan		0-0	0-0	0-0	0	0	0	0	0	0	0	0	0	1
15	Thomas, Charlie		2-7	0-0	0-3	5	0	5	2	4	0	1	1	0	14
21	Iverson, Khalil		1-6	0-0	4-6	5	2	7	3	6	0	0	3	3	24
	Team					2	0	2				1			
	Totals		22-62	7-21	16-25	21	18	39	15	67	8	4	6	6	200

FG % 1st Half: 14-30 46.7% 2nd half: 8-32 25.0% Game: 22-62 35.5%
3FG % 1st Half: 5-10 50.0% 2nd half: 2-11 18.2% Game: 7-21 33.3%
FT % 1st Half: 11-15 73.3% 2nd half: 5-10 50.0% Game: 16-25 64.0%

Deadball Rebounds 4,1

Officials: Terry Wymer, Glenn "Buddy" Mayborg, Courtney Green
Technical fouls: Western Illinois-None. Wisconsin-None.
Attendance: 17287
2K Classic Benefiting Wounded Warrior Project

Score by periods	1st	2nd	Total
Western Illinois	37	32	**69**
Wisconsin	44	23	**67**

Points	In Paint	Off T/O	2nd Chance	Fast Break	Bench
WIU	30	5	12	3	11
WIS	20	13	17	6	10

Last FG - WIU 2nd-02:40, WIS 2nd-02:00.
Largest lead - WIU by 8 2nd-06:24, WIS by 8 1st-04:03.
WIU led for 12:55. WIS led for 16:57. Game was tied for 10:08.

Score tied - 11 times.
Lead changed - 10 times.

NOTES: The Badgers' loss to Western Illinois snapped a streak of 51 consecutive regular-season, non-conference wins against unranked teams...prior to the loss to WIU, the last time UW lost to a team not ranked in the AP poll was a 58-51 defeat to Notre Dame at the 2010 Old Spice Classic (11/28/10).

GAME 2: #17 WISCONSIN 92, SIENA 65

Nov. 15, 2015 • Madison, Wis. • Kohl Center

Siena 65 • 0-2, 0-0

##	Player		Total FG-FGA	3-Ptr FG-FGA	FT-FTA	Rebounds Off	Def	Tot	PF	TP	A	TO	Blk	Stl	Min
00	Ogunyemi, Javion	f	1-5	0-1	0-2	1	4	5	2	2	0	2	1	0	19
31	Bisping, Brett	f	0-5	0-1	2-2	3	2	5	5	2	1	1	0	0	33
01	Wright, Marquis	g	8-17	0-3	1-2	1	1	2	3	17	4	1	0	1	38
03	Oliver, Ryan	g	2-6	1-4	0-0	0	1	1	0	5	0	1	0	0	20
24	Long, Lavon	g	3-5	0-1	8-11	1	4	5	4	14	1	1	0	0	32
05	Wormley, Kenny		0-1	0-1	0-0	0	0	0	1	0	0	0	0	0	3
11	Gottfried, Cameron		0-0	0-0	0-0	0	0	0	0	0	0	0	0	0	2
15	Clareth, Nico		7-14	2-4	5-7	3	1	4	2	21	1	2	1	3	24
21	Paige, Jimmy		0-0	0-0	0-0	0	0	0	0	0	0	0	0	0	1
30	LaRose, Kinnon		0-0	0-0	0-0	0	0	0	0	0	1	0	0	0	6
32	Fisher, Evan		1-3	0-1	2-3	0	0	0	3	4	0	1	0	0	15
34	Silas, Imoh		0-0	0-0	0-0	1	1	2	3	0	1	1	2	1	7
	Team					1	1	2							
	Totals		22-56	3-16	18-27	11	15	26	23	65	9	10	4	5	200

FG % 1st Half: 11-28 39.3% 2nd half: 11-28 39.3% Game: 22-56 39.3%
3FG % 1st Half: 1-8 12.5% 2nd half: 2-8 25.0% Game: 3-16 18.8%
FT % 1st Half: 5-8 62.5% 2nd half: 13-19 68.4% Game: 18-27 66.7%

Deadball Rebounds 3

Wisconsin 92 • 1-1, 0-0

##	Player		Total FG-FGA	3-Ptr FG-FGA	FT-FTA	Rebounds Off	Def	Tot	PF	TP	A	TO	Blk	Stl	Min
10	Hayes, Nigel	f	5-6	1-1	3-4	1	2	3	3	14	4	0	0	1	21
22	Happ, Ethan	f	3-6	0-0	2-2	1	3	4	4	8	0	0	0	1	18
30	Brown, Vitto	f	5-10	0-1	6-6	1	6	7	3	16	0	2	0	0	31
03	Showalter, Zak	g	3-4	1-2	1-2	1	3	4	4	8	1	1	0	0	24
24	Koenig, Bronson	g	8-14	3-6	4-4	1	4	5	0	23	4	3	0	0	34
00	Decorah, Will		0-0	0-0	0-0	0	0	0	1	0	0	1	0	0	1
01	Pritzl, Brevin		0-0	0-0	0-0	0	0	0	0	0	0	1	0	0	4
02	Smith, Jordan		0-0	0-0	0-0	0	0	0	0	0	0	0	0	0	2
05	Moesch, Aaron		1-1	0-0	0-0	0	0	0	0	2	0	0	0	0	1
11	Hill, Jordan		0-2	0-1	0-0	0	0	0	0	0	0	1	0	0	12
13	Bax, Jackson		0-0	0-0	0-0	0	0	0	0	0	0	0	0	0	1
15	Thomas, Charlie		2-3	0-0	3-4	1	4	5	3	7	0	0	1	0	16
20	Schlundt, T.J.		0-0	0-0	0-0	0	0	0	0	0	1	0	0	0	1
21	Iverson, Khalil		2-4	0-1	2-4	2	1	3	3	6	2	1	1	0	25
25	Illikainen, Alex		2-3	0-0	2-2	0	0	0	2	6	0	0	0	0	7
35	Dearring, Riley		0-0	0-0	2-2	0	2	2	0	2	0	0	0	0	2
	Team					2	2	4							
	Totals		31-53	5-12	25-30	10	27	37	23	92	12	10	2	2	200

FG % 1st Half: 14-28 50.0% 2nd half: 17-25 68.0% Game: 31-53 58.5%
3FG % 1st Half: 3-7 42.9% 2nd half: 2-5 40.0% Game: 5-12 41.7%
FT % 1st Half: 12-16 75.0% 2nd half: 13-14 92.9% Game: 25-30 83.3%

Deadball Rebounds 2,2

Officials: D.J. Carstensen, Rob Riley, Gerald Williams
Technical fouls: Siena-None. Wisconsin-None.
Attendance: 17287
2K CLASSIC benefiting WOUNDED WARRIOR PROJECT - MADISON REGIONAL - GAME 1

Score by periods	1st	2nd	Total
Siena	28	37	**65**
Wisconsin	43	49	**92**

Points	In Paint	Off T/O	2nd Chance	Fast Break	Bench
SIE	34	12	10	10	25
WIS	34	14	17	2	23

Last FG - SIE 2nd-00:17, WIS 2nd-00:59.
Largest lead - SIE by 3 1st-12:20, WIS by 33 2nd-07:00.
SIE led for 02:05. WIS led for 35:24. Game was tied for 02:31.

Score tied - 2 times.
Lead changed - 2 times.

NOTES: Bronson Koenig scored a career-high 23 points ... Vitto Brown scored a career-high 16 points ... freshmen Alex Illikainen, Brevin Pritzl, T.J. Schlundt, Will Decorah and Jackson Bax each saw their first playing time as Badgers.

GAME 3: WISCONSIN 78, NORTH DAKOTA 64

Nov. 17, 2015 • Madison, Wis. • Kohl Center

North Dakota 64 • 1-1, 0-0

##	Player		Total FG-FGA	3-Ptr FG-FGA	FT-FTA	Rebounds Off	Def	Tot	PF	TP	A	TO	Blk	Stl	Min
05	SHANKS, Carson	c	4-6	0-0	1-3	1	1	2	4	9	0	2	0	0	20
43	BERNSTINE, Drick	c	7-11	0-0	1-3	1	8	9	2	15	1	4	1	1	33
01	BALDWIN, Corey	g	1-5	0-1	0-0	0	1	1	2	2	1	1	0	0	13
15	SEALES, Cortez	g	1-2	1-2	2-4	0	2	2	3	5	2	2	1	0	25
21	HOOKER, Quinton	g	4-12	0-1	4-5	1	3	4	4	12	4	2	0	0	37
00	CRANDALL, Geno		6-8	6-6	1-2	0	5	5	4	19	2	3	0	1	22
02	COLLINS, Josh		1-3	0-1	0-0	1	0	1	2	2	1	1	0	1	11
03	MCDERMOTT, Adam		0-1	0-1	0-0	0	1	1	0	0	0	0	0	0	15
25	HOBAUGH, Dustin		0-0	0-0	0-0	0	0	0	0	0	0	0	0	0	2
31	CASHMAN, Bryce		0-0	0-0	0-0	1	2	3	0	0	0	1	0	0	6
32	AVANTS, Conner		0-2	0-1	0-0	0	2	2	2	0	0	1	0	1	16
	Team					0	1	1							
	Totals		24-50	7-13	9-17	5	26	31	23	64	11	17	2	4	200

FG % 1st Half: 9-22 40.9% 2nd half: 15-28 53.6% Game: 24-50 48.0%
3FG % 1st Half: 2-5 40.0% 2nd half: 5-8 62.5% Game: 7-13 53.8%
FT % 1st Half: 2-8 25.0% 2nd half: 7-9 77.8% Game: 9-17 52.9%

Deadball Rebounds 5

Wisconsin 78 • 2-1, 0-0

##	Player		Total FG-FGA	3-Ptr FG-FGA	FT-FTA	Rebounds Off	Def	Tot	PF	TP	A	TO	Blk	Stl	Min
10	Hayes, Nigel	f	4-13	1-3	2-4	2	4	6	0	11	7	0	1	1	34
22	Happ, Ethan	f	7-11	0-0	3-4	5	2	7	4	17	2	1	1	0	25
30	Brown, Vitto	f	6-12	0-3	0-0	3	2	5	3	12	0	1	0	1	22
03	Showalter, Zak	g	2-5	1-3	5-5	0	6	6	3	10	1	0	0	0	33
24	Koenig, Bronson	g	7-13	3-6	0-0	0	5	5	1	17	4	1	0	0	33
02	Smith, Jordan		0-0	0-0	0-0	0	0	0	0	0	0	0	0	0	2
05	Moesch, Aaron		0-0	0-0	2-2	1	0	1	0	2	0	0	0	1	2
11	Hill, Jordan		0-1	0-1	0-0	0	0	0	0	0	0	1	0	0	5
15	Thomas, Charlie		0-4	0-1	2-5	2	1	3	1	2	0	0	0	1	10
20	Schlundt, T.J.		0-0	0-0	0-0	0	0	0	0	0	0	0	0	0	1
21	Iverson, Khalil		1-3	0-1	0-0	0	2	2	2	2	0	1	0	0	20
25	Illikainen, Alex		2-3	1-1	0-2	1	1	2	1	5	0	0	0	0	11
35	Dearring, Riley		0-1	0-1	0-0	0	0	0	0	0	0	1	0	0	2
	Team					2	1	3							
	Totals		29-66	6-20	14-22	16	24	40	15	78	14	6	2	4	200

FG % 1st Half: 14-38 36.8% 2nd half: 15-28 53.6% Game: 29-66 43.9%
3FG % 1st Half: 3-12 25.0% 2nd half: 3-8 37.5% Game: 6-20 30.0%
FT % 1st Half: 4-7 57.1% 2nd half: 10-15 66.7% Game: 14-22 63.6%

Deadball Rebounds 3

Officials: Ted Valentine, Lewis Garrison, Jim Schipper
Technical fouls: North Dakota-None. Wisconsin-None.
Attendance: 17287

Score by periods	1st	2nd	Total
North Dakota	22	42	**64**
Wisconsin	35	43	**78**

Points	In Paint	Off T/O	2nd Chance	Fast Break	Bench
UND	30	7	8	11	21
WIS	28	14	18	2	11

Last FG - UND 2nd-00:26, WIS 2nd-02:41.
Largest lead - UND None, WIS by 26 2nd-02:41.
UND led for 00:00. WIS led for 39:08. Game was tied for 00:52.

Score tied - 0 times.
Lead changed - 0 times.

NOTES: Ethan Happ set career highs with 17 points and 7 rebounds...Nigel Hayes had a career-high 7 assists...Zak Showalter had a career-high 10 points.

GAME 4: GEORGETOWN 71, WISCONSIN 61

Nov. 20, 2015 • New York, N.Y. • Madison Square Garden

Wisconsin 61

##	Player		Total FG-FGA	3-Ptr FG-FGA	FT-FTA	Rebounds Off	Def	Tot	PF	TP	A	TO	Blk	Stl	Min
10	Hayes, Nigel	f	7-17	2-5	6-8	3	1	4	2	22	1	3	0	2	38
22	Happ, Ethan	f	3-8	0-0	6-6	6	5	11	3	12	1	2	1	2	27
30	Brown, Vitto	f	4-14	1-3	0-1	2	5	7	5	9	1	1	0	1	29
03	Showalter, Zak	g	3-7	1-3	0-0	4	3	7	5	7	2	3	0	0	31
24	Koenig, Bronson	g	2-12	1-6	4-5	0	1	1	3	9	3	2	2	0	40
11	Hill, Jordan		0-0	0-0	0-0	1	0	1	2	0	0	0	0	0	5
15	Thomas, Charlie		0-1	0-1	0-0	0	0	0	0	0	0	0	0	0	6
21	Iverson, Khalil		1-3	0-0	0-0	1	3	4	1	2	2	3	0	0	21
25	Illikainen, Alex		0-1	0-1	0-0	0	1	1	0	0	0	0	0	0	3
	Team					1	3	4							
	Totals		20-63	5-19	16-20	18	22	40	21	61	10	14	3	5	200

FG % 1st Half: 9-30 30.0% 2nd half: 11-33 33.3% Game: 20-63 31.7%
3FG % 1st Half: 1-10 10.0% 2nd half: 4-9 44.4% Game: 5-19 26.3%
FT % 1st Half: 3-5 60.0% 2nd half: 13-15 86.7% Game: 16-20 80.0%

Deadball Rebounds 1

Georgetown 71

##	Player		Total FG-FGA	3-Ptr FG-FGA	FT-FTA	Rebounds Off	Def	Tot	PF	TP	A	TO	Blk	Stl	Min
11	COPELAND, ISAAC	f	5-9	3-4	2-2	0	8	8	4	15	0	4	0	1	31
24	DERRICKSON, MARCUS	f	0-2	0-1	0-0	0	3	3	2	0	3	1	0	0	17
42	HAYES, BRADLEY	c	2-6	0-0	0-0	1	1	2	2	4	1	4	0	0	14
00	PEAK, L.J.	g	2-5	0-1	5-6	0	2	2	4	9	1	0	1	0	21
04	SMITH-RIVERA, D.	g	2-9	1-4	7-10	0	5	5	4	12	4	1	0	3	33
05	CAMERON, REGGIE		5-7	4-6	0-0	2	1	3	1	14	2	1	0	2	29
15	GOVAN, JESSIE		3-7	1-2	6-6	1	4	5	1	13	3	0	3	0	26
21	WILLIAMS, RIYAN		0-0	0-0	0-0	0	0	0	0	0	0	1	0	0	1
32	JOHNSON, KALEB		2-3	0-0	0-0	2	1	3	5	4	1	3	0	0	25
33	MOURNING, TREY		0-1	0-0	0-0	1	0	1	0	0	0	0	0	0	3
	Team					1	3	4							
	Totals		21-49	9-18	20-24	8	28	36	23	71	15	15	4	6	200

FG % 1st Half: 11-31 35.5% 2nd half: 10-18 55.6% Game: 21-49 42.9%
3FG % 1st Half: 5-12 41.7% 2nd half: 4-6 66.7% Game: 9-18 50.0%
FT % 1st Half: 0-0 0.0% 2nd half: 20-24 83.3% Game: 20-24 83.3%

Deadball Rebounds 2

Officials: Bo Borosky, Gary Prager, Roger Ayers
Technical fouls: Wisconsin-None. Georgetown-None.
Attendance:
2K CLASSIC SEMIFINAL #1

Score by periods	1st	2nd	Total
Wisconsin	22	39	**61**
Georgetown	27	44	**71**

Points	In Paint	Off T/O	2nd Chance	Fast Break	Bench
WIS	20	11	15	0	2
GU	20	16	8	0	31

Last FG - WIS 2nd-00:44, GU 2nd-04:49.
Largest lead - WIS None, GU by 14 2nd-04:34.
WIS led for 00:00. GU led for 37:00. Game was tied for 02:58.

Score tied - 0 times.
Lead changed - 0 times.

NOTES: Ethan Happ recorded his first career double-double

GAME 5: WISCONSIN 74, VCU 73

Nov. 22, 2015 • New York, N.Y. • Madison Square Garden

Wisconsin 74

##	Player		Total FG-FGA	3-Ptr FG-FGA	FT-FTA	Rebounds Off	Def	Tot	PF	TP	A	TO	Blk	Stl	Min
10	Hayes, Nigel	f	2-5	1-2	5-10	2	2	4	3	10	2	2	1	1	38
22	Happ, Ethan	f	4-6	0-0	4-5	1	9	10	4	12	1	4	1	0	31
30	Brown, Vitto	f	3-8	0-1	0-0	3	2	5	5	6	0	3	1	0	19
03	Showalter, Zak	g	2-5	0-0	6-6	2	4	6	1	10	6	2	2	3	37
24	Koenig, Bronson	g	9-14	2-5	2-3	1	2	3	3	22	3	3	0	0	33
11	Hill, Jordan		0-0	0-0	0-0	0	0	0	0	0	0	0	0	0	0+
15	Thomas, Charlie		4-8	1-1	0-0	0	5	5	4	9	1	1	2	0	26
21	Iverson, Khalil		2-3	1-1	0-0	0	0	0	0	5	0	2	0	0	13
25	Illikainen, Alex		0-0	0-0	0-0	0	0	0	1	0	0	0	0	0	3
	Team					2	4	6	1						
	Totals		26-49	5-10	17-24	11	28	39	22	74	13	17	7	4	200

FG % 1st Half: 14-27 51.9% 2nd half: 12-22 54.5% Game: 26-49 53.1%
3FG % 1st Half: 3-5 60.0% 2nd half: 2-5 40.0% Game: 5-10 50.0%
FT % 1st Half: 6-8 75.0% 2nd half: 11-16 68.8% Game: 17-24 70.8%

Deadball Rebounds 3

VCU 73

##	Player		Total FG-FGA	3-Ptr FG-FGA	FT-FTA	Rebounds Off	Def	Tot	PF	TP	A	TO	Blk	Stl	Min
04	TILLMAN, JUSTIN	f	0-2	0-0	0-0	1	1	2	2	0	0	0	0	0	7
12	ALIE-COX, MO	f	2-3	0-0	4-5	2	1	3	2	8	0	1	1	0	23
20	BURGESS, JORDAN	f	1-3	0-1	1-4	1	0	1	4	3	3	0	1	1	27
01	LEWIS, JEQUAN	g	1-1	0-0	0-0	0	1	1	1	2	1	3	0	1	9
32	JOHNSON, MELVIN	g	8-18	2-4	3-4	1	4	5	0	21	3	3	1	1	35
05	BROOKS, DOUG		3-11	1-5	2-2	0	2	2	3	9	1	0	0	1	31
10	WILLIAMS, JONATHAN		0-0	0-0	0-0	0	0	0	0	0	1	0	0	0	3
11	GILMORE, MICHAEL		0-1	0-0	0-0	0	1	1	2	0	0	0	0	0	5
23	HAMDY MOHAMED, AH		6-10	0-0	1-5	4	4	8	3	13	0	1	0	1	25
24	BILLBURY, KOREY		5-12	1-3	6-9	1	2	3	3	17	2	1	0	3	35
	Team					4	0	4							
	Totals		26-61	4-13	17-29	14	16	30	20	73	11	9	3	8	200

FG % 1st Half: 17-33 51.5% 2nd half: 9-28 32.1% Game: 26-61 42.6%
3FG % 1st Half: 4-5 80.0% 2nd half: 0-8 0.0% Game: 4-13 30.8%
FT % 1st Half: 5-9 55.6% 2nd half: 12-20 60.0% Game: 17-29 58.6%

Deadball Rebounds 5

Officials: Jamie Luckie, Earl Walton, Donnie Eppley
Technical fouls: Wisconsin-TEAM 2. VCU-None.
Attendance: 17287
2K Classic Consolation Game
2K Classic All-Tournament Team: Derryck Thornton (Duke)
Isaac Copeland (Georgetown), Melvin Johnson (VCU), Ethan Happ (Wisconsin)
2K Classic Continental Tire MVP: Grayson Allen (Duke)

Score by periods	1st	2nd	Total
Wisconsin	37	37	**74**
VCU	43	30	**73**

Points	In Paint	Off T/O	2nd Chance	Fast Break	Bench
WIS	32	3	6	2	14
VCU	30	18	10	4	39

Last FG - WIS 2nd-00:08, VCU 2nd-00:32.
Largest lead - WIS by 11 1st-13:45, VCU by 6 1st-00:03.
WIS led for 27:31. VCU led for 09:58. Game was tied for 02:09.

Score tied - 2 times.
Lead changed - 5 times.

NOTES: Bronson Koenig scored a game-winning layup with 5.9 seconds remaining ... Ethan Happ recorded his second straight double-double and earned 2K Classic all-tournament team honors.

GAME 6: WISCONSIN 85, PRAIRIE VIEW A&M 67

Nov. 25, 2015 • Madison, Wis. • Kohl Center

Prairie View A&M 67 • 0-5, 0-0

##	Player		Total FG-FGA	3-Ptr FG-FGA	FT-FTA	Rebounds Off	Def	Tot	PF	TP	A	TO	Blk	Stl	Min
21	Tyler Miller	f	0-2	0-0	0-0	0	2	2	2	0	0	0	0	0	10
23	Admassu Williams	f	3-5	0-0	0-0	1	5	6	4	6	0	5	2	0	35
01	Jayrn Johnson	g	3-8	2-2	1-2	1	1	2	4	9	1	2	0	2	17
02	Avery Lomax	g	1-1	0-0	2-2	0	2	2	3	4	2	4	0	1	23
05	Tevin Bellinger	g	8-15	3-5	2-2	2	1	3	1	21	2	1	0	0	37
03	Jordan Giddings		0-0	0-0	0-0	0	0	0	1	0	0	0	0	0	3
04	Dominique Shaw		1-1	0-0	2-3	0	0	0	1	4	0	0	0	0	6
10	Lavonne Davis		2-3	0-0	3-4	3	1	4	4	7	1	3	0	2	14
14	Zachary Hamilton		5-9	2-3	0-0	2	2	4	1	12	0	1	0	1	25
15	Nolan Wilson		0-0	0-0	0-0	0	0	0	0	0	0	0	0	0	4
22	Charleston Dobbs		0-0	0-0	0-0	0	0	0	0	0	0	0	0	0	1
25	Ja'Donta Blakely		0-2	0-0	1-2	1	2	3	2	1	0	0	0	1	13
30	Karim York		1-4	0-1	1-2	0	0	0	4	3	0	3	0	0	12
	Team					1	1	2							
	Totals		24-50	7-11	12-17	11	17	28	27	67	6	19	2	7	200

FG % 1st Half: 14-23 60.9% 2nd half: 10-27 37.0% Game: 24-50 48.0%
3FG % 1st Half: 7-9 77.8% 2nd half: 0-2 0.0% Game: 7-11 63.6%
FT % 1st Half: 1-2 50.0% 2nd half: 11-15 73.3% Game: 12-17 70.6%

Deadball Rebounds 3,1

Wisconsin 85 • 4-2, 0-0

##	Player		Total FG-FGA	3-Ptr FG-FGA	FT-FTA	Rebounds Off	Def	Tot	PF	TP	A	TO	Blk	Stl	Min
10	Hayes, Nigel	f	3-11	0-5	4-4	0	2	2	3	10	7	4	0	0	34
22	Happ, Ethan	f	5-9	0-0	2-2	4	4	8	4	12	2	1	1	2	27
30	Brown, Vitto	f	5-9	0-0	1-1	2	3	5	2	11	1	0	0	1	22
03	Showalter, Zak	g	4-8	3-7	3-3	0	1	1	1	14	2	2	0	3	36
24	Koenig, Bronson	g	4-6	3-5	5-5	0	0	0	4	16	3	1	0	0	33
02	Smith, Jordan		0-0	0-0	0-0	0	0	0	0	0	0	1	0	0	1
05	Moesch, Aaron		0-0	0-0	0-0	0	0	0	0	0	0	0	0	0	1
11	Hill, Jordan		0-0	0-0	0-0	0	0	0	0	0	0	0	0	0	2
15	Thomas, Charlie		4-4	0-0	4-6	3	3	6	2	12	1	0	1	1	15
21	Iverson, Khalil		4-8	0-2	1-3	0	1	1	0	9	0	1	0	2	22
25	Illikainen, Alex		0-0	0-0	1-2	0	1	1	0	1	1	1	0	0	5
35	Dearring, Riley		0-1	0-1	0-0	0	0	0	2	0	0	1	0	0	2
	Team					3	2	5							
	Totals		29-56	6-20	21-26	12	17	29	18	85	17	12	2	9	200

FG % 1st Half: 13-27 48.1% 2nd half: 16-29 55.2% Game: 29-56 51.8%
3FG % 1st Half: 3-11 27.3% 2nd half: 3-9 33.3% Game: 6-20 30.0%
FT % 1st Half: 13-16 81.3% 2nd half: 8-10 80.0% Game: 21-26 80.8%

Deadball Rebounds 2

Officials: Rob Kueneman, Kelly Pfeifer, Evon Burroughs
Technical fouls: Prairie View A&M-None. Wisconsin-None.
Attendance: 17287

Score by periods	1st	2nd	Total
Prairie View A&M	36	31	**67**
Wisconsin	42	43	**85**

Points	In Paint	Off T/O	2nd Chance	Fast Break	Bench
PVAMU	26	11	15	6	27
WIS	38	29	18	4	22

Last FG - PVAMU 2nd-00:37, WIS 2nd-02:13.
Largest lead - PVAMU by 1 1st-13:09, WIS by 23 2nd-02:13.
PVAMU led for 00:15. WIS led for 39:20. Game was tied for 00:25.

Score tied - 0 times.
Lead changed - 2 times.

NOTES: Six different Badgers scored in double figures in a single game for the first time since 2013...Charlie Thomas tallied career highs with 12 points and 6 rebounds.

GAME 7: #7 OKLAHOMA 65, WISCONSIN 48

Nov. 29, 2015 • Norman, Okla. • Lloyd Noble Center

Wisconsin 48 • 4-3

##	Player		Total FG-FGA	3-Ptr FG-FGA	FT-FTA	Rebounds Off	Def	Tot	PF	TP	A	TO	Blk	Stl	Min
10	Hayes, Nigel	f	5-17	2-8	8-11	7	4	11	3	20	4	0	1	0	36
22	Happ, Ethan	f	2-7	0-0	1-2	1	6	7	2	5	0	2	1	0	29
30	Brown, Vitto	f	3-15	0-6	0-0	2	7	9	3	6	1	0	0	0	25
03	Showalter, Zak	g	1-6	1-3	0-0	2	2	4	4	3	1	1	0	1	27
24	Koenig, Bronson	g	3-18	3-14	0-0	2	2	4	2	9	1	2	0	0	39
15	Thomas, Charlie		0-2	0-0	0-0	1	2	3	2	0	0	0	0	0	15
21	Iverson, Khalil		2-3	1-2	0-0	0	0	0	1	5	0	2	1	0	27
25	Illikainen, Alex		0-0	0-0	0-0	0	1	1	0	0	1	0	0	1	2
	Team					6	1	7							
	Totals		16-68	7-33	9-13	21	25	46	17	48	8	7	3	2	200

FG % 1st Half: 6-31 19.4% 2nd half: 10-37 27.0% Game: 16-68 23.5%
3FG % 1st Half: 4-16 25.0% 2nd half: 3-17 17.6% Game: 7-33 21.2%
FT % 1st Half: 3-4 75.0% 2nd half: 6-9 66.7% Game: 9-13 69.2%

Deadball Rebounds 3

Oklahoma 65 • 4-0

##	Player		Total FG-FGA	3-Ptr FG-FGA	FT-FTA	Rebounds Off	Def	Tot	PF	TP	A	TO	Blk	Stl	Min
00	Spangler, Ryan	f	7-9	2-3	4-4	5	9	14	2	20	1	0	1	0	35
12	Lattin, Khadeem	f	1-2	0-0	0-0	2	6	8	1	2	0	0	2	1	23
10	Woodard, Jordan	g	1-8	0-3	2-3	1	2	3	0	4	5	0	0	2	29
11	Cousins, Isaiah	g	6-14	2-4	0-0	0	3	3	2	14	3	1	1	0	33
24	Hield, Buddy	g	5-16	0-2	2-2	1	4	5	2	12	1	3	0	1	32
01	Odomes, Rashard		0-1	0-0	0-0	0	1	1	3	0	0	0	0	0	4
02	Walker, Dinjiyl		2-3	0-0	0-0	0	1	1	0	4	2	0	0	0	14
03	James, Christian		1-1	0-0	1-2	0	1	1	0	3	1	1	0	0	11
04	McNeace, Jamuni		1-2	0-0	0-2	2	0	2	1	2	0	0	0	0	7
21	Buford, Dante		0-0	0-0	0-0	0	0	0	0	0	1	0	0	0	1
30	Manyang, Akolda		2-5	0-0	0-1	0	3	3	1	4	0	0	2	0	11
	Team					1	2	3							
	Totals		26-61	4-12	9-14	12	32	44	12	65	14	5	6	4	200

FG % 1st Half: 15-35 42.9% 2nd half: 11-26 42.3% Game: 26-61 42.6%
3FG % 1st Half: 4-11 36.4% 2nd half: 0-1 0.0% Game: 4-12 33.3%
FT % 1st Half: 0-1 0.0% 2nd half: 9-13 69.2% Game: 9-14 64.3%

Deadball Rebounds 3

Officials: John Higgins, Mark Whitehead, Terry Oglesby
Technical fouls: Wisconsin-None. Oklahoma-None.
Attendance: 8988
Est. Attendance: 6543

Score by periods	1st	2nd	Total
Wisconsin	19	29	**48**
Oklahoma	34	31	**65**

Points	In Paint	Off T/O	2nd Chance	Fast Break	Bench
WIS	10	8	12	3	5
OU	34	8	12	10	13

Last FG - WIS 2nd-02:15, OU 2nd-00:37.
Largest lead - WIS by 3 1st-19:24, OU by 22 2nd-02:40.
WIS led for 00:30. OU led for 38:05. Game was tied for 01:25.

Score tied - 1 time.
Lead changed - 1 time.

GAME 8: WISCONSIN 66, #14 SYRACUSE 58

Dec. 2, 2015 • Syracuse, N.Y. • Carrier Dome

Wisconsin 66 • (5-3)

##	Player		Total FG-FGA	3-Ptr FG-FGA	FT-FTA	Rebounds Off	Def	Tot	PF	TP	A	TO	Blk	Stl	Min
10	Hayes, Nigel	f	5-15	1-5	4-4	4	8	12	3	15	6	5	1	0	44
30	Brown, Vitto	f	6-9	2-3	0-0	2	6	8	2	14	1	2	3	1	39
22	Happ, Ethan	c	8-15	0-0	2-2	5	10	15	3	18	2	5	3	2	43
03	Showalter, Zak	g	3-6	0-3	0-0	1	5	6	4	6	5	3	0	1	41
24	Koenig, Bronson	g	3-9	2-7	4-4	2	4	6	4	12	1	0	0	0	42
15	Thomas, Charlie		0-4	0-0	1-2	0	1	1	0	1	0	1	0	0	10
21	Iverson, Khalil		0-2	0-0	0-0	0	1	1	1	0	0	2	0	0	4
25	Illikainen, Alex		0-0	0-0	0-0	0	0	0	1	0	0	0	0	0	2
	Team					1	0	1				2			
	Totals		25-60	5-18	11-12	16	35	51	18	66	15	20	7	4	225

FG % 1st Half: 12-29 41.4% 2nd half: 10-25 40.0% OT: 3-6 50.0% Game: 25-60 41.7%
3FG % 1st Half: 3-9 33.3% 2nd half: 2-7 28.6% OT: 0-2 0.0% Game: 5-18 27.8%
FT % 1st Half: 0-0 0.0% 2nd half: 4-5 80.0% OT: 7-7 100.0 Game: 11-12 91.7%

Deadball Rebounds 1

Syracuse 58 • (6-1)

##	Player		Total FG-FGA	3-Ptr FG-FGA	FT-FTA	Rebounds Off	Def	Tot	PF	TP	A	TO	Blk	Stl	Min
21	Tyler Roberson	f	3-7	0-0	1-2	0	2	2	5	7	0	3	3	0	37
23	Malachi Richardson	f	3-11	1-7	1-3	0	7	7	2	8	0	0	0	0	39
32	DaJuan Coleman	c	0-1	0-0	0-0	1	2	3	0	0	1	0	0	0	5
00	Michael Gbinije	g	7-16	4-8	1-4	0	1	1	4	19	5	4	0	5	45
10	Trevor Cooney	g	3-10	2-5	6-8	0	2	2	2	14	1	1	0	0	43
14	Kaleb Joseph		2-5	0-1	2-3	0	0	0	0	6	2	0	0	1	14
20	Tyler Lydon		2-6	0-3	0-0	1	3	4	3	4	3	3	2	2	42
	Team					4	2	6							
	Totals		20-56	7-24	11-20	6	19	25	16	58	12	11	5	8	225

FG % 1st Half: 9-25 36.0% 2nd half: 10-22 45.5% OT: 1-9 11.1% Game: 20-56 35.7%
3FG % 1st Half: 2-8 25.0% 2nd half: 4-12 33.3% OT: 1-4 25.0% Game: 7-24 29.2%
FT % 1st Half: 4-5 80.0% 2nd half: 5-11 45.5% OT: 2-4 50.0% Game: 11-20 55.0%

Deadball Rebounds 4

Officials: Brian Kersey, John Gaffney, Brian Dorsey
Technical fouls: Wisconsin-None. Syracuse-None.
Attendance: 22360
Big 10/ACC Challenge

Score by periods	1st	2nd	OT	Total
Wisconsin	27	26	13	**66**
Syracuse	24	29	5	**58**

Points	In Paint	Off T/O	2nd Chance	Fast Break	Bench
WIS	30	12	18	4	1
SU	14	16	7	6	10

Last FG - WIS OT-01:33, SU OT-00:21.
Largest lead - WIS by 8 1st-04:25, SU by 6 2nd-11:07.
WIS led for 19:57. SU led for 14:36. Game was tied for 10:27.

Score tied - 10 times.
Lead changed - 7 times.

NOTES: Wisconsin won despite turning the ball over 20 times, their first such win since posting 20 turnovers in a 68-58 win over Valparaiso in 2007...the Badgers' last road win with 20+ turnovers came with 22 in a 70-66 win at Marquette in 2006.

GAME 9: WISCONSIN 76, TEMPLE 60
Dec. 5, 2015 • Madison, Wis. • Kohl Center

Temple 60 • 3-4, 0-0

##	Player		Total FG-FGA	3-Ptr FG-FGA	FT-FTA	Rebounds Off	Def	Tot	PF	TP	A	TO	Blk	Stl	Min
00	Enechionyia, Obi	f	1-4	0-2	0-0	0	1	1	4	2	0	0	1	0	18
15	Bond, Jaylen	f	6-13	0-1	0-0	4	6	10	3	12	0	1	0	0	31
01	Brown, Josh	g	2-7	1-1	0-0	0	1	1	1	5	4	4	1	0	30
25	Decosey, Quenton	g	1-6	1-3	0-0	0	5	5	3	3	3	1	2	1	18
34	Coleman, Devin	g	3-8	1-3	0-0	1	1	2	2	7	0	1	0	1	28
03	Alston, Jr., Levan S		3-5	2-2	3-4	1	4	5	2	11	3	0	0	0	24
04	Dingle, Daniel		0-2	0-1	2-2	0	0	0	1	2	0	0	0	0	16
10	Williams, Mark		3-6	0-3	2-3	0	2	2	0	8	1	0	0	0	12
11	Lowe, Trey		3-6	2-4	2-2	0	1	1	0	10	0	0	0	1	21
24	Aflakpui, Ernest		0-1	0-0	0-0	0	1	1	0	0	0	0	0	0	2
	Team					0	1	1							
	Totals		22-58	7-20	9-11	6	23	29	16	60	11	7	4	3	200

FG % 1st Half: 10-27 37.0% 2nd half: 12-31 38.7% Game: 22-58 37.9%
3FG % 1st Half: 4-8 50.0% 2nd half: 3-12 25.0% Game: 7-20 35.0%
FT % 1st Half: 2-2 100.0 2nd half: 7-9 77.8% Game: 9-11 81.8%

Deadball Rebounds 2

Wisconsin 76 • 6-3, 0-0

##	Player		Total FG-FGA	3-Ptr FG-FGA	FT-FTA	Rebounds Off	Def	Tot	PF	TP	A	TO	Blk	Stl	Min
10	Hayes, Nigel	f	6-16	0-0	6-7	6	6	12	1	18	3	1	0	0	36
22	Happ, Ethan	f	3-7	0-0	3-4	2	2	4	4	9	3	2	0	1	25
30	Brown, Vitto	f	2-6	1-1	0-0	0	3	3	3	5	0	1	0	1	16
03	Showalter, Zak	g	4-9	1-3	2-2	0	4	4	2	11	3	1	1	2	38
24	Koenig, Bronson	g	7-14	3-5	0-0	0	1	1	2	17	3	1	0	1	39
15	Thomas, Charlie		3-5	1-2	2-4	1	5	6	1	9	0	0	0	0	25
21	Iverson, Khalil		0-0	0-0	1-2	0	4	4	0	1	0	0	1	0	12
25	Illikainen, Alex		2-2	0-0	2-2	0	0	0	0	6	1	0	0	0	9
	Team					1	3	4				1			
	Totals		27-59	6-11	16-21	10	28	38	13	76	13	7	2	5	200

FG % 1st Half: 12-28 42.9% 2nd half: 15-31 48.4% Game: 27-59 45.8%
3FG % 1st Half: 3-6 50.0% 2nd half: 3-5 60.0% Game: 6-11 54.5%
FT % 1st Half: 10-12 83.3% 2nd half: 6-9 66.7% Game: 16-21 76.2%

Deadball Rebounds 4,2

Officials: D.J. Carstensen, Pat Driscoll, Terry Oglesby
Technical fouls: Temple-None. Wisconsin-None.
Attendance: 17287

Score by periods	1st	2nd	Total
Temple	26	34	**60**
Wisconsin	37	39	**76**

Points	In Paint	Off T/O	2nd Chance	Fast Break	Bench
TU	18	9	11	4	31
WIS	30	6	13	5	16

Last FG - TU 2nd-00:13, WIS 2nd-00:49.
Largest lead - TU by 2 1st-17:07, WIS by 21 2nd-03:10.
TU led for 02:31. WIS led for 34:00. Game was tied for 03:29.

Score tied - 1 time.
Lead changed - 4 times.

NOTES: Nigel Hayes recorded his third-straight double-double...Bo Ryan earned his 746th career win and tied Kansas head coach Phog Allen at No. 26 in NCAA history for most career wins.

GAME 10: MILWAUKEE 68, WISCONSIN 67
Dec. 9, 2015 • Madison, Wis. • Kohl Center

Milwaukee 68 • 7-3

##	Player		Total FG-FGA	3-Ptr FG-FGA	FT-FTA	Rebounds Off	Def	Tot	PF	TP	A	TO	Blk	Stl	Min
23	PANOSKE, J.J.	f	2-5	1-1	0-0	0	1	1	4	5	2	2	0	0	19
31	TIBY, Matt	f	3-7	2-3	7-8	0	11	11	2	15	1	2	0	0	35
34	ARIANS, Austin	f	2-15	1-12	1-2	0	3	3	4	6	2	0	1	1	34
01	JOHNSON, Jordan	g	6-10	2-4	8-8	0	1	1	3	22	4	1	0	1	39
02	SPRINGS, Akeem	g	2-7	0-3	4-4	0	5	5	3	8	1	2	0	0	26
03	STULL, Brock		0-0	0-0	0-0	0	0	0	1	0	0	0	0	0	2
05	WICHMANN, Cody		1-2	1-2	0-0	2	0	2	3	3	1	0	0	0	12
11	McCLOUD, JayQuan		0-3	0-1	0-0	2	0	2	3	0	0	1	0	0	9
30	LYLE, J.R.		3-4	1-1	2-5	0	1	1	2	9	0	0	0	2	11
33	TYLER, Scotty		0-0	0-0	0-0	0	0	0	1	0	0	0	0	0	5
50	PRAHL, Brett		0-0	0-0	0-0	1	1	2	1	0	0	0	0	0	8
	Team					0	1	1							
	Totals		19-53	8-27	22-27	5	24	29	27	68	11	8	1	4	200

FG % 1st Half: 8-27 29.6% 2nd half: 11-26 42.3% Game: 19-53 35.8%
3FG % 1st Half: 5-14 35.7% 2nd half: 3-13 23.1% Game: 8-27 29.6%
FT % 1st Half: 8-11 72.7% 2nd half: 14-16 87.5% Game: 22-27 81.5%

Deadball Rebounds 1,2

Wisconsin 67 • 6-4

##	Player		Total FG-FGA	3-Ptr FG-FGA	FT-FTA	Rebounds Off	Def	Tot	PF	TP	A	TO	Blk	Stl	Min
10	Hayes, Nigel	f	9-18	2-3	12-19	1	7	8	2	32	1	2	0	0	40
22	Happ, Ethan	f	3-6	0-0	4-5	5	10	15	3	10	1	2	3	1	35
30	Brown, Vitto	f	1-9	0-1	1-2	3	3	6	4	3	0	3	0	0	33
03	Showalter, Zak	g	0-2	0-1	2-2	1	4	5	5	2	4	1	0	1	39
24	Koenig, Bronson	g	5-16	2-5	4-4	0	3	3	4	16	1	1	1	0	35
15	Thomas, Charlie		2-4	0-0	0-0	1	0	1	1	4	0	0	0	0	8
21	Iverson, Khalil		0-0	0-0	0-0	0	3	3	2	0	0	0	0	0	10
	Team					1	3	4				1			
	Totals		20-55	4-10	23-32	12	33	45	21	67	7	10	4	2	200

FG % 1st Half: 13-31 41.9% 2nd half: 7-24 29.2% Game: 20-55 36.4%
3FG % 1st Half: 3-4 75.0% 2nd half: 1-6 16.7% Game: 4-10 40.0%
FT % 1st Half: 11-13 84.6% 2nd half: 12-19 63.2% Game: 23-32 71.9%

Deadball Rebounds 6

Officials: Bo Boroski, Brian Dorsey, Chris Beaver
Technical fouls: Milwaukee-None. Wisconsin-None.
Attendance: 17287

Score by periods	1st	2nd	Total
Milwaukee	29	39	**68**
Wisconsin	40	27	**67**

Points	In Paint	Off T/O	2nd Chance	Fast Break	Bench
UWM	22	8	6	2	12
WIS	26	10	18	0	4

Last FG - UWM 2nd-01:27, WIS 2nd-00:13.
Largest lead - UWM by 4 2nd-00:22, WIS by 15 1st-07:38.
UWM led for 02:27. WIS led for 36:20. Game was tied for 01:12.

Score tied - 3 times.
Lead changed - 1 time.

NOTES: Nigel Hayes scored a career-high 32 points...Ethan Happ recorded a career-high 15 rebounds...Wisconsin lost to Milwaukee for the first time since 1992.

GAME 11: MARQUETTE 57, WISCONSIN 55
Dec. 12, 2015 • Madison, Wis. • Kohl Center

Marquette 57 • 8-2

##	Player		Total FG-FGA	3-Ptr FG-FGA	FT-FTA	Rebounds Off	Def	Tot	PF	TP	A	TO	Blk	Stl	Min
05	Cohen Iii, Sandy	f	2-3	1-2	2-5	0	3	3	2	7	2	1	0	1	32
13	Ellenson, Henry	f	7-17	1-2	0-1	3	8	11	2	15	4	1	0	0	37
40	Fischer, Luke	c	5-10	0-0	2-2	2	6	8	3	12	0	0	2	0	37
21	Carter, Traci	g	0-0	0-0	0-0	0	1	1	2	0	0	4	0	0	13
25	Cheatham, Haanif	g	4-6	0-0	0-1	0	3	3	2	8	2	3	0	1	35
01	Wilson, Duane		3-4	1-1	2-4	1	3	4	1	9	4	2	0	2	32
23	Johnson, Jajuan		3-6	0-0	0-1	0	2	2	2	6	1	0	1	0	14
	Team					0	1	1							
	Totals		24-46	3-5	6-14	6	27	33	14	57	13	11	3	4	200

FG % 1st Half: 12-25 48.0% 2nd half: 12-21 57.1% Game: 24-46 52.2%
3FG % 1st Half: 2-4 50.0% 2nd half: 1-1 100.0 Game: 3-5 60.0%
FT % 1st Half: 3-7 42.9% 2nd half: 3-7 42.9% Game: 6-14 42.9%

Deadball Rebounds 2,2

Wisconsin 55 • 6-5

##	Player		Total FG-FGA	3-Ptr FG-FGA	FT-FTA	Rebounds Off	Def	Tot	PF	TP	A	TO	Blk	Stl	Min
10	Hayes, Nigel	f	4-18	1-6	1-2	5	1	6	2	10	6	2	1	2	40
22	Happ, Ethan	f	6-11	0-0	0-1	2	5	7	2	12	1	2	2	1	29
30	Brown, Vitto	f	7-15	1-3	0-0	2	6	8	2	15	1	0	0	2	37
03	Showalter, Zak	g	4-8	2-4	0-0	2	8	10	4	10	2	2	0	1	39
24	Koenig, Bronson	g	3-11	2-4	0-0	0	0	0	3	8	2	1	1	0	36
15	Thomas, Charlie		0-2	0-0	0-1	0	1	1	2	0	0	0	0	0	10
21	Iverson, Khalil		0-0	0-0	0-0	0	0	0	1	0	0	0	0	0	5
25	Illikainen, Alex		0-1	0-0	0-0	0	1	1	0	0	0	0	0	1	4
	Team					3	0	3							
	Totals		24-66	6-17	1-4	14	22	36	16	55	12	7	4	7	200

FG % 1st Half: 10-32 31.3% 2nd half: 14-34 41.2% Game: 24-66 36.4%
3FG % 1st Half: 3-8 37.5% 2nd half: 3-9 33.3% Game: 6-17 35.3%
FT % 1st Half: 1-3 33.3% 2nd half: 0-1 0.0% Game: 1-4 25.0%

Deadball Rebounds 2

Officials: Mike Eades, Tom Eades, Steve McJunkins
Technical fouls: Marquette-None. Wisconsin-None.
Attendance: 17287

Score by periods	1st	2nd	Total
Marquette	29	28	**57**
Wisconsin	24	31	**55**

Points	In Paint	Off T/O	2nd Chance	Fast Break	Bench
MU	36	6	6	17	15
WIS	16	13	9	2	0

Last FG - MU 2nd-00:27, WIS 2nd-00:51.
Largest lead - MU by 14 2nd-11:33, WIS by 2 1st-06:08.
MU led for 29:32. WIS led for 05:47. Game was tied for 04:41.

Score tied - 6 times.
Lead changed - 8 times.

GAME 12: WISCONSIN 64, TA&M-CORPUS CHRISTI
Dec. 15, 2015 • Madison, Wis. • Kohl Center

Texas A&M-Corpus Chr 49 • 7-3

##	Player		Total FG-FGA	3-Ptr FG-FGA	FT-FTA	Rebounds Off	Def	Tot	PF	TP	A	TO	Blk	Stl	Min
23	Douvier,Bryce	f	0-4	0-1	0-0	1	2	3	3	0	0	2	0	0	10
25	Thomas,Rashawn	f	5-10	1-2	1-2	5	1	6	4	12	1	0	2	1	19
00	Pye,Brandon	g	0-3	0-3	0-0	0	2	2	2	0	0	0	0	0	21
01	Ali,Hameed	g	4-13	1-4	3-4	2	3	5	4	12	2	0	0	1	28
11	Currie,Jelani	g	2-7	0-1	0-0	0	2	2	0	4	0	0	0	0	20
03	Kilgore,Joe		3-6	1-1	3-4	0	0	0	2	10	0	3	0	0	22
04	Amin,Ehab		1-2	0-0	0-0	1	2	3	3	2	0	3	0	4	23
12	Kocher,Jake		0-0	0-0	0-0	0	1	1	1	0	0	0	0	0	4
13	South,Kareem		1-5	0-0	0-0	1	0	1	1	2	0	0	0	0	8
22	Toney,Emmanuel		1-2	1-2	0-0	0	3	3	1	3	2	0	0	0	16
31	Juricek,Viktor		1-2	0-1	0-2	0	0	0	1	2	0	0	0	0	13
34	Francis,Dale		1-4	0-3	0-0	1	1	2	2	2	0	1	0	2	16
	Team					2	1	3				1			
	Totals		19-58	4-18	7-12	13	18	31	24	49	5	10	2	8	200

FG % 1st Half: 8-30 26.7% 2nd half: 11-28 39.3% Game: 19-58 32.8%
3FG % 1st Half: 2-11 18.2% 2nd half: 2-7 28.6% Game: 4-18 22.2%
FT % 1st Half: 1-4 25.0% 2nd half: 6-8 75.0% Game: 7-12 58.3%

Deadball Rebounds 3

Wisconsin 64 • 7-5

##	Player		Total FG-FGA	3-Ptr FG-FGA	FT-FTA	Rebounds Off	Def	Tot	PF	TP	A	TO	Blk	Stl	Min
10	Hayes, Nigel	f	2-7	1-2	3-6	4	3	7	0	8	6	6	0	2	38
22	Happ, Ethan	f	5-6	0-0	5-8	2	4	6	2	15	2	4	3	1	31
30	Brown, Vitto	f	5-10	1-1	1-4	6	10	16	3	12	0	2	1	0	33
03	Showalter, Zak	g	2-6	2-6	2-2	0	2	2	4	8	0	0	0	0	27
24	Koenig, Bronson	g	5-11	2-7	3-7	0	2	2	0	15	3	2	1	1	38
11	Hill, Jordan		0-0	0-0	0-0	0	0	0	1	0	0	0	0	0	2
15	Thomas, Charlie		1-2	0-0	2-2	1	4	5	2	4	0	0	0	1	15
21	Iverson, Khalil		0-2	0-0	2-2	2	0	2	0	2	0	0	0	0	14
25	Illikainen, Alex		0-0	0-0	0-0	0	0	0	0	0	1	0	0	0	2
	Team					0	2	2				1			
	Totals		20-44	6-16	18-31	15	27	42	12	64	12	15	5	5	200

FG % 1st Half: 9-27 33.3% 2nd half: 11-17 64.7% Game: 20-44 45.5%
3FG % 1st Half: 3-9 33.3% 2nd half: 3-7 42.9% Game: 6-16 37.5%
FT % 1st Half: 6-13 46.2% 2nd half: 12-18 66.7% Game: 18-31 58.1%

Deadball Rebounds 4,1

Officials: Larry Scirotto, Tim Clougherty, Donnie Eppley
Technical fouls: Texas A&M-Corpus Chr-None. Wisconsin-None.
Attendance: 17287

Score by periods	1st	2nd	Total
Texas A&M-Corpus Chr	19	30	**49**
Wisconsin	27	37	**64**

Points	In Paint	Off T/O	2nd Chance	Fast Break	Bench
AMCC	20	16	10	7	21
WIS	20	12	6	0	6

Last FG - AMCC 2nd-00:39, WIS 2nd-00:14.
Largest lead - AMCC by 2 1st-18:17, WIS by 17 2nd-07:05.
AMCC led for 04:16. WIS led for 32:26. Game was tied for 03:18.

Score tied - 2 times.
Lead changed - 1 time.

NOTES: Bo Ryan's final game before retiting as head coach at Wisconsin...Vitto Brown grabbed a career-high 16 rebounds and posted the first double-double of his career with 12 points as well.

GAME 13: WISCONSIN 84, GREEN BAY 79
Dec. 23, 2015 • Madison, Wis. • Kohl Center

Green Bay 79 • 6-5

##	Player		Total FG-FGA	3-Ptr FG-FGA	FT-FTA	Rebounds Off	Def	Tot	PF	TP	A	TO	Blk	Stl	Min
45	LOWE, Kenneth	f	4-6	0-0	1-2	1	3	4	3	9	2	1	1	3	27
03	SMALL, Khalil	g	2-9	0-2	2-2	3	2	5	3	6	2	2	0	4	27
04	FOUSE, Jordan	g	5-12	3-5	4-4	3	0	3	4	17	1	1	1	1	26
12	LOVE, Carrington	g	11-22	5-11	1-6	1	3	4	2	28	2	4	1	4	37
34	COOPER, Charles	g	0-8	0-3	4-6	2	6	8	0	4	0	1	0	1	19
01	KANTER, Kerem		0-1	0-1	0-0	1	0	1	2	0	0	0	0	0	5
02	BOTZ, Turner		2-5	1-3	0-0	1	1	2	2	5	1	2	0	1	22
05	BROWN, Avery		1-1	0-0	0-0	1	1	2	0	2	0	0	0	0	3
11	BROWN, Anthony		0-3	0-1	3-4	1	2	3	1	3	1	2	0	3	13
23	HURDLE, Jamar		2-3	0-0	0-0	1	1	2	5	4	0	0	0	1	11
32	FINDLAY, Tevin		0-0	0-0	1-2	0	0	0	1	1	0	2	0	0	8
50	UWADIAE, Henry		0-1	0-0	0-0	0	0	0	3	0	0	0	0	0	2
	Team					1	0	1							
	Totals		27-71	9-26	16-26	16	19	35	26	79	9	15	3	18	200

FG % 1st Half: 9-34 26.5% 2nd half: 18-37 48.6% Game: 27-71 38.0%
3FG % 1st Half: 3-11 27.3% 2nd half: 6-15 40.0% Game: 9-26 34.6%
FT % 1st Half: 6-10 60.0% 2nd half: 10-16 62.5% Game: 16-26 61.5%

Deadball Rebounds 5

Wisconsin 84 • 8-5

##	Player		Total FG-FGA	3-Ptr FG-FGA	FT-FTA	Rebounds Off	Def	Tot	PF	TP	A	TO	Blk	Stl	Min
10	Hayes, Nigel	f	7-8	1-1	9-9	0	5	5	1	24	4	2	1	3	36
22	Happ, Ethan	f	6-10	0-0	4-9	0	8	8	2	16	0	3	1	2	28
30	Brown, Vitto	f	4-12	1-2	6-7	4	5	9	1	15	1	4	3	0	26
03	Showalter, Zak	g	1-2	1-2	0-0	1	3	4	5	3	4	4	0	3	22
24	Koenig, Bronson	g	2-8	2-5	0-1	1	0	1	3	6	1	8	0	0	20
11	Hill, Jordan		3-6	2-4	2-2	1	3	4	2	10	4	2	0	0	22
15	Thomas, Charlie		0-1	0-0	0-0	0	2	2	1	0	1	0	0	0	8
21	Iverson, Khalil		3-5	0-1	2-4	1	4	5	1	8	0	1	1	1	19
25	Illikainen, Alex		1-3	0-1	0-0	2	1	3	0	2	0	2	0	0	19
	Team					4	1	5							
	Totals		27-55	7-16	23-32	14	32	46	16	84	15	26	6	9	200

FG % 1st Half: 16-33 48.5% 2nd half: 11-22 50.0% Game: 27-55 49.1%
3FG % 1st Half: 5-10 50.0% 2nd half: 2-6 33.3% Game: 7-16 43.8%
FT % 1st Half: 11-18 61.1% 2nd half: 12-14 85.7% Game: 23-32 71.9%

Deadball Rebounds 4,1

Officials: Chris Beaver, Terry Oglesby, Rob Riley
Technical fouls: Green Bay-None. Wisconsin-None.
Attendance: 17287

Score by periods	1st	2nd	Total
Green Bay	27	52	**79**
Wisconsin	48	36	**84**

Points	In Paint	Off T/O	2nd Chance	Fast Break	Bench
GB	30	28	10	14	15
WIS	32	19	12	6	20

Last FG - GB 2nd-00:01, WIS 2nd-01:02.
Largest lead - GB by 2 1st-19:11, WIS by 30 2nd-13:01.
GB led for 03:55. WIS led for 34:24. Game was tied for 01:41.

Score tied - 3 times.
Lead changed - 5 times.

NOTES: Greg Gard earned his first-career win as interim head coach...Jordan Hill posted career highs in points, assists, rebounds and minutes, including 8 of his 10 points coming in the first half alone.

GAME 14: #14 PURDUE 61, WISCONSIN 55
Dec. 29, 2015 • Madison, Wis. • Kohl Center

PURDUE 61 • 13-1, 1-0

##	Player		Total FG-FGA	3-Ptr FG-FGA	FT-FTA	Rebounds Off	Def	Tot	PF	TP	A	TO	Blk	Stl	Min
12	Edwards, Vince	f	3-7	1-2	1-1	0	4	4	2	8	0	2	0	0	29
50	Swanigan, Caleb	f	0-5	0-3	0-0	2	7	9	0	0	1	1	0	0	29
44	Haas, Isaac	c	2-6	0-0	2-3	2	1	3	2	6	1	2	0	0	10
03	Thompson, P.J.	g	2-3	1-1	1-2	0	0	0	1	6	4	1	0	0	27
35	Davis, Rapheal	g	2-5	1-1	2-2	1	5	6	2	7	2	1	0	1	31
01	Hill, Johnny		1-1	0-0	0-0	0	1	1	0	2	1	1	0	1	13
14	Cline, Ryan		0-2	0-2	0-0	0	2	2	2	0	0	1	0	0	8
20	Hammons, A.J.		9-14	0-0	6-6	1	6	7	2	24	1	5	2	1	28
21	Stephens, Kendall		1-4	0-1	0-0	0	1	1	0	2	0	1	0	1	10
31	Mathias, Dakota		2-3	2-3	0-0	0	1	1	0	6	2	1	0	0	15
	Team					2	0	2							
	Totals		22-50	5-13	12-14	8	28	36	11	61	12	16	2	4	200

FG % 1st Half: 10-26 38.5% 2nd half: 12-24 50.0% Game: 22-50 44.0%
3FG % 1st Half: 2-9 22.2% 2nd half: 3-4 75.0% Game: 5-13 38.5%
FT % 1st Half: 2-2 100.0 2nd half: 10-12 83.3% Game: 12-14 85.7%

Deadball Rebounds 3,2

Wisconsin 55 • 8-6, 0-1

##	Player		Total FG-FGA	3-Ptr FG-FGA	FT-FTA	Rebounds Off	Def	Tot	PF	TP	A	TO	Blk	Stl	Min
10	Hayes, Nigel	f	6-14	1-4	4-6	1	6	7	1	17	2	4	0	1	36
22	Happ, Ethan	f	1-8	0-0	0-0	1	2	3	3	2	0	1	1	2	16
30	Brown, Vitto	f	2-6	0-1	0-0	2	0	2	3	4	0	0	1	1	20
03	Showalter, Zak	g	4-6	0-1	0-0	1	1	2	3	8	2	1	1	0	36
24	Koenig, Bronson	g	3-8	1-4	0-0	0	4	4	2	7	3	0	0	1	36
11	Hill, Jordan		2-5	0-2	0-0	0	1	1	0	4	1	0	0	1	23
15	Thomas, Charlie		1-5	1-3	0-0	0	1	1	2	3	0	0	2	1	15
21	Iverson, Khalil		0-0	0-0	0-0	0	1	1	1	0	0	1	0	0	7
25	Illikainen, Alex		3-5	2-2	2-2	0	1	1	4	10	1	0	0	0	11
	Team					2	2	4							
	Totals		22-57	5-17	6-8	7	19	26	19	55	9	7	5	7	200

FG % 1st Half: 10-31 32.3% 2nd half: 12-26 46.2% Game: 22-57 38.6%
3FG % 1st Half: 1-7 14.3% 2nd half: 4-10 40.0% Game: 5-17 29.4%
FT % 1st Half: 3-4 75.0% 2nd half: 3-4 75.0% Game: 6-8 75.0%

Deadball Rebounds 0

Officials: Terry Wymer, Lamont Simpson, Ted Valentine
Technical fouls: PURDUE-None. Wisconsin-None.
Attendance: 17287

Score by periods	1st	2nd	Total
PURDUE	24	37	**61**
Wisconsin	24	31	**55**

Points	In Paint	Off T/O	2nd Chance	Fast Break	Bench
PURDUE	34	7	9	4	34
WIS	20	16	5	0	17

Last FG - PURDUE 2nd-00:11, WIS 2nd-00:05.
Largest lead - PURDUE by 11 2nd-05:56, WIS by 6 1st-01:53.
PURDUE led for 25:54. WIS led for 10:07. Game was tied for 03:59.

Score tied - 4 times.
Lead changed - 3 times.

NOTES: Alex Illikainen scored a career-high 10 points off the bench.

GAME 15: WISCONSIN 79, RUTGERS 57
Jan. 2, 2016 • Madison, Wis. • Kohl Center

Rutgers 57 • 6-9, 0-2

##	Player		Total FG-FGA	3-Ptr FG-FGA	FT-FTA	Rebounds Off	Def	Tot	PF	TP	A	TO	Blk	Stl	Min
01	Foreman, D.J.	f	3-9	0-0	1-1	2	2	4	4	7	0	2	0	0	33
35	Lewis, Greg	f	1-6	0-0	1-1	2	5	7	3	3	1	2	1	0	32
02	Daniels, Bishop	g	5-11	1-1	0-0	0	1	1	1	11	2	0	0	0	28
05	Williams, Mike	g	7-12	2-3	4-4	0	3	3	1	20	1	1	0	1	27
31	Grier, Omari	g	4-8	1-2	0-0	0	3	3	3	9	1	2	0	0	30
03	Sanders, Corey		1-8	0-4	0-0	0	3	3	0	2	4	3	0	1	23
04	Laurent, Jonathan		0-1	0-0	0-0	0	1	1	3	0	1	0	0	0	10
10	Goode, Justin		2-3	1-2	0-0	0	0	0	0	5	0	0	0	0	13
15	Dadika, Jake		0-0	0-0	0-0	0	0	0	0	0	0	0	0	0	1
23	Hyde, Jalen		0-0	0-0	0-0	0	1	1	1	0	0	0	0	0	3
	Team					0	2	2							
	Totals		23-58	5-12	6-6	4	21	25	16	57	10	10	1	2	200

FG % 1st Half: 13-29 44.8% 2nd half: 10-29 34.5% Game: 23-58 39.7%
3FG % 1st Half: 3-5 60.0% 2nd half: 2-7 28.6% Game: 5-12 41.7%
FT % 1st Half: 2-2 100.0 2nd half: 4-4 100.0 Game: 6-6 100.0

Deadball Rebounds 1,1

Wisconsin 79 • 9-6, 1-1

##	Player		Total FG-FGA	3-Ptr FG-FGA	FT-FTA	Rebounds Off	Def	Tot	PF	TP	A	TO	Blk	Stl	Min
10	Hayes, Nigel	f	2-7	0-2	4-4	2	7	9	4	8	3	2	1	2	26
22	Happ, Ethan	f	7-8	0-0	2-5	1	9	10	3	16	1	1	1	1	21
30	Brown, Vitto	f	3-9	0-1	2-2	0	4	4	0	8	2	0	1	0	21
03	Showalter, Zak	g	8-8	4-4	1-1	1	2	3	2	21	2	2	1	1	30
24	Koenig, Bronson	g	6-12	2-5	0-0	0	1	1	1	14	4	1	0	1	32
00	Decorah, Will		0-0	0-0	0-0	0	0	0	0	0	0	0	0	0	1
02	Smith, Jordan		1-1	0-0	0-1	1	0	1	0	2	0	0	0	0	1
05	Moesch, Aaron		0-0	0-0	0-0	0	0	0	0	0	0	0	0	0	3
11	Hill, Jordan		2-5	2-4	0-0	0	1	1	2	6	1	2	0	0	24
13	Bax, Jackson		0-0	0-0	0-0	0	0	0	0	0	0	0	0	0	1
15	Thomas, Charlie		0-2	0-0	0-0	0	1	1	1	0	0	0	0	0	7
20	Schlundt, T.J.		0-0	0-0	0-0	0	0	0	0	0	0	0	0	0	1
21	Iverson, Khalil		1-2	0-0	0-2	1	2	3	0	2	0	0	0	0	17
25	Illikainen, Alex		1-4	0-2	0-0	0	0	0	2	2	1	1	0	1	15
	Team					2	2	4							
	Totals		31-58	8-18	9-15	8	29	37	15	79	14	9	4	6	200

FG % 1st Half: 18-32 56.3% 2nd half: 13-26 50.0% Game: 31-58 53.4%
3FG % 1st Half: 5-9 55.6% 2nd half: 3-9 33.3% Game: 8-18 44.4%
FT % 1st Half: 1-4 25.0% 2nd half: 8-11 72.7% Game: 9-15 60.0%

Deadball Rebounds 3,1

Officials: D.J. Carstensen, Larry Scirotto, Ray Perone
Technical fouls: Rutgers-None. Wisconsin-None.
Attendance: 17287

Score by periods	1st	2nd	Total
Rutgers	31	26	**57**
Wisconsin	42	37	**79**

Points	In Paint	Off T/O	2nd Chance	Fast Break	Bench
RUTGER	24	11	2	7	7
WIS	34	18	8	4	12

Last FG - RUTGERS 2nd-04:32, WIS 2nd-00:23.
Largest lead - RUTGERS by 2 1st-19:41, WIS by 22 2nd-00:23.
RUTGERS led for 01:18. WIS led for 37:40. Game was tied for 01:02.

Score tied - 2 times.
Lead changed - 3 times.

NOTES: Zak Showalter scored a career-high 21 points on perfect 8-for-8 FG shooting (4-4 3FG)...Ethan Happ posted 5th double-double of season (16pts, 10reb).

GAME 16: INDIANA 59, WISCONSIN 58
Jan. 5, 2016 • Bloomington, Ind. • Assembly Hall

Wisconsin 58 • 9-7, 1-2

##	Player		Total FG-FGA	3-Ptr FG-FGA	FT-FTA	Rebounds Off	Def	Tot	PF	TP	A	TO	Blk	Stl	Min
10	Hayes, Nigel	f	3-13	1-5	8-11	2	2	4	4	15	1	2	0	2	37
22	Happ, Ethan	f	5-7	0-0	0-1	2	6	8	1	10	0	2	0	2	33
30	Brown, Vitto	f	3-5	0-0	0-0	1	0	1	2	6	1	1	1	1	21
03	Showalter, Zak	g	1-5	0-3	2-2	0	1	1	2	4	0	2	0	2	37
24	Koenig, Bronson	g	4-12	2-6	5-6	0	2	2	3	15	2	2	0	0	36
05	Moesch, Aaron		0-0	0-0	0-0	0	0	0	0	0	0	0	0	0	3
11	Hill, Jordan		3-4	1-2	0-0	1	1	2	3	7	1	1	0	1	20
21	Iverson, Khalil		0-0	0-0	1-2	1	0	1	0	1	1	1	0	0	8
25	Illikainen, Alex		0-0	0-0	0-1	0	1	1	1	0	0	0	0	1	5
	Team					2	5	7				3			
	Totals		19-46	4-16	16-23	9	18	27	16	58	6	14	1	9	200

FG % 1st Half: 10-21 47.6% 2nd half: 9-25 36.0% Game: 19-46 41.3%
3FG % 1st Half: 2-6 33.3% 2nd half: 2-10 20.0% Game: 4-16 25.0%
FT % 1st Half: 6-11 54.5% 2nd half: 10-12 83.3% Game: 16-23 69.6%

Deadball Rebounds 2

INDIANA 59 • 13-3, 3-0

##	Player		Total FG-FGA	3-Ptr FG-FGA	FT-FTA	Rebounds Off	Def	Tot	PF	TP	A	TO	Blk	Stl	Min
05	Williams, Troy	f	1-4	0-0	0-0	2	5	7	1	2	2	2	0	0	26
30	Hartman, Collin	f	1-1	0-0	2-2	0	1	1	4	4	1	0	0	1	10
31	Bryant, Thomas	c	5-7	0-0	0-0	0	7	7	2	10	2	1	1	0	27
04	Johnson, Robert	g	1-4	1-3	0-0	0	1	1	1	3	3	5	0	2	29
11	Ferrell, Kevin Yogi	g	6-14	1-4	6-6	0	3	3	2	19	2	5	0	1	36
00	Bielfeldt, Max		2-3	1-1	0-0	0	0	0	1	5	0	0	0	0	13
02	Zeisloft, Nick		2-7	1-6	0-0	0	2	2	0	5	3	2	0	0	22
03	Anunoby, O.G.		3-3	3-3	2-2	1	1	2	4	11	0	2	1	1	17
13	Morgan, Juwan		0-0	0-0	0-0	0	2	2	5	0	0	1	2	1	17
15	Niego, Harrison		0-0	0-0	0-0	0	0	0	1	0	0	0	0	0	3
	Team					1	1	2				1			
	Totals		21-43	7-17	10-10	4	23	27	21	59	13	19	4	7	200

FG % 1st Half: 11-22 50.0% 2nd half: 10-21 47.6% Game: 21-43 48.8%
3FG % 1st Half: 2-6 33.3% 2nd half: 5-11 45.5% Game: 7-17 41.2%
FT % 1st Half: 0-0 0.0% 2nd half: 10-10 100.0 Game: 10-10 100.0

Deadball Rebounds 0

Officials: Gene Steratore, Brian Dorsey, Eric Curry
Technical fouls: Wisconsin-None. INDIANA-None.
Attendance: 14098

Score by periods	1st	2nd	Total
Wisconsin	28	30	**58**
INDIANA	24	35	**59**

Points	In Paint	Off T/O	2nd Chance	Fast Break	Bench
WIS	26	24	10	0	8
IND	22	13	0	4	21

Last FG - WIS 2nd-00:01, IND 2nd-00:38.
Largest lead - WIS by 9 1st-07:58, IND by 6 1st-13:48.
WIS led for 18:26. IND led for 16:20. Game was tied for 05:14.

Score tied - 5 times.
Lead changed - 2 times.

GAME 17: #3 MARYLAND 63, WISCONSIN 60

Jan. 9, 2016 • Madison, Wis. • Kohl Center

Maryland 63 • 15-1, 4-0

##	Player		Total FG-FGA	3-Ptr FG-FGA	FT-FTA	Rebounds Off	Def	Tot	PF	TP	A	TO	Blk	Stl	Min
04	Robert Carter	f	5-11	1-1	3-4	2	9	11	4	14	1	3	4	0	31
10	Jake Layman	f	2-3	0-1	0-0	0	4	4	2	4	0	1	2	1	35
35	Damonte Dodd	f	3-6	0-0	3-3	3	3	6	3	9	0	4	0	0	17
00	Rasheed Sulaimon	g	2-5	0-1	0-1	0	2	2	2	4	4	3	0	0	35
02	Melo Trimble	g	9-17	3-7	0-0	0	0	0	1	21	5	3	0	0	35
11	Jared Nickens		0-1	0-1	0-0	0	2	2	0	0	0	0	0	0	16
15	Michal Cekovsky		0-0	0-0	0-0	0	4	4	1	0	0	1	0	0	8
33	Diamond Stone		4-5	0-0	3-4	0	4	4	2	11	0	1	0	2	23
	Team					0	1	1							
	Totals		25-48	4-11	9-12	5	29	34	15	63	10	16	6	3	200

FG % 1st Half: 16-27 59.3% 2nd half: 9-21 42.9% Game: 25-48 52.1%
3FG % 1st Half: 0-2 0.0% 2nd half: 4-9 44.4% Game: 4-11 36.4%
FT % 1st Half: 4-4 100.0 2nd half: 5-8 62.5% Game: 9-12 75.0%

Deadball Rebounds 0,1

Wisconsin 60 • 9-8, 1-3

##	Player		Total FG-FGA	3-Ptr FG-FGA	FT-FTA	Rebounds Off	Def	Tot	PF	TP	A	TO	Blk	Stl	Min
10	Hayes, Nigel	f	6-15	2-4	3-4	1	2	3	1	17	2	2	0	1	35
22	Happ, Ethan	f	8-14	0-0	0-0	4	7	11	2	16	0	1	1	3	28
30	Brown, Vitto	f	0-3	0-2	0-2	0	0	0	3	0	1	1	0	0	18
03	Showalter, Zak	g	4-6	1-2	0-1	0	2	2	3	9	1	1	0	2	28
24	Koenig, Bronson	g	4-12	3-7	2-2	1	5	6	2	13	3	1	1	0	33
05	Moesch, Aaron		0-1	0-0	0-0	1	0	1	0	0	0	0	0	0	2
11	Hill, Jordan		0-3	0-1	0-0	0	2	2	1	0	0	2	0	2	26
15	Thomas, Charlie		0-2	0-1	0-2	0	0	0	2	0	0	0	0	0	7
25	Illikainen, Alex		2-6	1-4	0-0	2	3	5	1	5	1	0	1	0	23
	Team					2	0	2							
	Totals		24-62	7-21	5-11	11	21	32	15	60	8	8	3	8	200

FG % 1st Half: 13-28 46.4% 2nd half: 11-34 32.4% Game: 24-62 38.7%
3FG % 1st Half: 4-9 44.4% 2nd half: 3-12 25.0% Game: 7-21 33.3%
FT % 1st Half: 2-6 33.3% 2nd half: 3-5 60.0% Game: 5-11 45.5%

Deadball Rebounds 3

Officials: Pat Driscoll, Tom Eades, Bill Ek
Technical fouls: Maryland-None. Wisconsin-None.
Attendance: 17287

Score by periods	1st	2nd	Total
Maryland	36	27	**63**
Wisconsin	32	28	**60**

Points	In Paint	Off T/O	2nd Chance	Fast Break	Bench
UMD	28	11	5	4	11
WIS	28	18	5	4	5

Last FG - UMD 2nd-00:02, WIS 2nd-00:23.
Largest lead - UMD by 8 2nd-06:50, WIS by 1 1st-12:08.
UMD led for 32:32. WIS led for 02:16. Game was tied for 05:12.

Score tied - 4 times.
Lead changed - 6 times.

NOTES: Ethan Happ posted his Big Ten-leading sixth double-double of the season... the Badgers held No. 3 Maryland to a season-low 63 points.

GAME 18: NORTHWESTERN 70, WISCONSIN 65

Jan. 12, 2016 • Evanston, Ill. • Welsh-Ryan Arena

Wisconsin 65 • 9-9, 1-4 B1G

##	Player		Total FG-FGA	3-Ptr FG-FGA	FT-FTA	Rebounds Off	Def	Tot	PF	TP	A	TO	Blk	Stl	Min
10	Hayes, Nigel	f	5-10	1-3	6-7	2	4	6	4	17	6	2	0	1	38
22	Happ, Ethan	f	4-6	0-0	4-6	1	5	6	4	12	0	2	0	3	27
30	Brown, Vitto	f	2-5	0-0	0-0	0	1	1	1	4	0	0	0	0	14
24	Koenig, Bronson	g	3-9	3-8	0-0	0	1	1	5	9	0	3	0	1	36
3	Showalter, Zak	g	3-7	2-5	0-0	0	3	3	3	8	7	1	1	0	35
11	Hill, Jordan		1-6	1-4	0-0	0	1	1	1	3	3	1	0	0	21
21	Iverson, Khalil		3-4	0-0	0-0	2	0	2	1	6	2	0	0	2	8
25	Illikainen, Alex		3-4	0-1	0-0	1	0	1	2	6	1	1	0	1	21
	Team					1	3	4				2			
	Totals		24-51	7-21	10-13	7	18	25	21	65	19	12	1	8	200

FG % 1st Half: 11-23 47.8% 2nd half: 13-28 46.4% Game: 24-51 47.1%
3FG % 1st Half: 2-8 25.0% 2nd half: 5-13 38.5% Game: 7-21 33.3%
FT % 1st Half: 0-1 0.0% 2nd half: 10-12 83.3% Game: 10-13 76.9%

Deadball Rebounds 0

Northwestern 70 • 15-3, 3-2 B1G

##	Player		Total FG-FGA	3-Ptr FG-FGA	FT-FTA	Rebounds Off	Def	Tot	PF	TP	A	TO	Blk	Stl	Min
34	Lumpkin, Sanjay	f	2-2	1-1	4-6	2	3	5	2	9	0	1	0	1	27
35	Falzon, Aaron	f	2-6	1-4	4-4	2	3	5	0	9	0	0	0	0	28
1	van Zegeren, Joey	c	2-3	0-0	1-2	0	4	4	5	5	0	0	2	0	23
14	Demps, Tre	g	3-10	0-2	2-4	0	4	4	0	8	3	2	0	1	39
30	McIntosh, Bryant	g	10-19	2-3	6-8	1	3	4	2	28	5	5	0	1	37
20	Lindsey, Scottie		0-1	0-0	0-0	0	1	1	1	0	0	1	0	0	12
23	Ash, Jordan		0-0	0-0	0-0	0	0	0	0	0	0	0	0	0	4
32	Taphorn, Nathan		0-1	0-1	0-0	0	0	0	0	0	0	1	0	1	3
44	Skelly, Gavin		2-3	0-1	1-2	3	0	3	2	5	0	0	0	1	11
5	Pardon, Dererk		1-1	0-0	4-8	2	2	4	5	6	2	1	0	0	16
	Team					1	3	4							
	Totals		22-46	4-12	22-34	11	23	34	17	70	10	11	2	5	200

FG % 1st Half: 11-24 45.8% 2nd half: 11-22 50.0% Game: 22-46 47.8%
3FG % 1st Half: 2-9 22.2% 2nd half: 2-3 66.7% Game: 4-12 33.3%
FT % 1st Half: 2-2 100.0 2nd half: 20-32 62.5% Game: 22-34 64.7%

Deadball Rebounds 7

Officials: DJ Carstensen, Mike Eades, Larry Scirotto
Technical fouls: Wisconsin-None. Northwestern-None.
Attendance: 7264

Score by periods	1st	2nd	Total
Wisconsin	24	41	**65**
Northwestern	26	44	**70**

Points	In Paint	Off T/O	2nd Chance	Fast Break	Bench
WIS	18	7	4	0	15
NU	30	11	11	2	11

Last FG - WIS 2nd-00:01, NU 2nd-02:59.
Largest lead - WIS by 2 1st-06:52, NU by 9 1st-16:02.
WIS led for 02:13. NU led for 35:55. Game was tied for 01:52.

Score tied - 4 times.
Lead changed - 8 times.

GAME 19: WISCONSIN 77, #4 MICHIGAN STATE 76

Jan. 17, 2016 • Madison, Wis. • Kohl Center

Michigan State 76 • 16-3, 3-3

##	Player		Total FG-FGA	3-Ptr FG-FGA	FT-FTA	Rebounds Off	Def	Tot	PF	TP	A	TO	Blk	Stl	Min
10	Costello, Matt	f	8-13	0-0	2-2	5	8	13	2	18	0	0	0	0	32
23	Davis, Deyonta	f	3-4	0-0	1-1	1	2	3	4	7	0	1	0	0	19
14	Harris, Eron	g	5-9	2-2	2-2	1	0	1	4	14	1	3	0	0	29
20	McQuaid, Matt	g	0-3	0-2	0-0	2	0	2	4	0	3	1	0	0	22
45	Valentine, Denzel	g	8-19	4-8	3-5	1	6	7	2	23	5	1	0	2	38
00	Ahrens, Kyle		0-0	0-0	0-0	0	0	0	0	0	0	0	0	0	2
02	Bess, Javon		0-1	0-0	0-0	0	0	0	2	0	0	0	0	0	6
03	Ellis III, Alvin		0-0	0-0	0-0	0	0	0	1	0	0	0	1	0	1
05	Forbes, Bryn		4-9	2-6	2-2	1	0	1	2	12	2	1	0	1	28
15	Clark Jr., Marvin		0-0	0-0	0-0	0	0	0	1	0	0	0	0	0	1
25	Goins, Kenny		0-0	0-0	0-0	0	0	0	2	0	0	0	0	0	14
34	Schilling, Gavin		0-1	0-0	2-4	1	1	2	3	2	0	1	0	0	6
41	Wollenman, Colby		0-0	0-0	0-0	1	0	1	1	0	0	1	0	0	2
	Team					2	3	5							
	Totals		28-59	8-18	12-16	15	20	35	28	76	11	9	1	3	200

FG % 1st Half: 12-32 37.5% 2nd half: 16-27 59.3% Game: 28-59 47.5%
3FG % 1st Half: 5-10 50.0% 2nd half: 3-8 37.5% Game: 8-18 44.4%
FT % 1st Half: 7-9 77.8% 2nd half: 5-7 71.4% Game: 12-16 75.0%

Deadball Rebounds 2

Wisconsin 77 • 10-9, 2-4

##	Player		Total FG-FGA	3-Ptr FG-FGA	FT-FTA	Rebounds Off	Def	Tot	PF	TP	A	TO	Blk	Stl	Min
10	Hayes, Nigel	f	7-14	2-3	9-10	3	4	7	2	25	0	2	0	1	34
22	Happ, Ethan	f	3-7	0-0	8-13	3	5	8	4	14	1	2	1	1	33
30	Brown, Vitto	f	1-4	0-0	3-4	1	4	5	2	5	0	1	0	0	21
03	Showalter, Zak	g	1-2	0-1	2-2	0	0	0	3	4	0	0	0	1	24
24	Koenig, Bronson	g	8-15	4-8	7-7	0	0	0	0	27	4	1	0	1	38
05	Moesch, Aaron		0-0	0-0	0-0	0	1	1	1	0	1	0	0	0	12
11	Hill, Jordan		0-2	0-2	0-0	0	0	0	0	0	0	0	0	0	9
15	Thomas, Charlie		1-2	0-0	0-0	0	0	0	0	2	0	0	0	0	7
21	Iverson, Khalil		0-0	0-0	0-0	0	0	0	0	0	0	0	0	0	4
25	Illikainen, Alex		0-1	0-0	0-0	0	1	1	3	0	0	0	0	0	18
	Team					1	2	3							
	Totals		21-47	6-14	29-36	8	17	25	15	77	6	6	1	4	200

FG % 1st Half: 11-23 47.8% 2nd half: 10-24 41.7% Game: 21-47 44.7%
3FG % 1st Half: 3-5 60.0% 2nd half: 3-9 33.3% Game: 6-14 42.9%
FT % 1st Half: 16-19 84.2% 2nd half: 13-17 76.5% Game: 29-36 80.6%

Deadball Rebounds 5,1

Officials: Terry Wymer, Bo Boroski, Ted Valentine
Technical fouls: Michigan State-None. Wisconsin-None.
Attendance: 17287

Score by periods	1st	2nd	Total
Michigan State	36	40	**76**
Wisconsin	41	36	**77**

Points	In Paint	Off T/O	2nd Chance	Fast Break	Bench
MSU	34	9	17	7	14
WIS	20	13	10	0	2

Last FG - MSU 2nd-01:53, WIS 2nd-00:10.
Largest lead - MSU by 6 2nd-14:13, WIS by 6 2nd-09:18.
MSU led for 23:55. WIS led for 12:15. Game was tied for 03:42.

Score tied - 10 times.
Lead changed - 13 times.

NOTES: Wisconsin won its first home game over an AP top-five team since topping No. 2 Michigan in 2013...Ethan Happ scored the game-winning layup with 10sec left.

GAME 20: WISCONSIN 66, PENN STATE 60

Jan. 21, 2016 • University Park, Pa. • Bryce Jordan Center

Wisconsin 66 • 11-9, 3-4

##	Player		Total FG-FGA	3-Ptr FG-FGA	FT-FTA	Rebounds Off	Def	Tot	PF	TP	A	TO	Blk	Stl	Min
10	Hayes, Nigel	f	5-14	1-2	4-7	0	3	3	3	15	5	1	1	2	36
22	Happ, Ethan	f	5-11	0-0	10-15	3	8	11	3	20	1	2	0	2	32
30	Brown, Vitto	f	1-6	0-1	4-4	1	0	1	3	6	0	0	0	1	13
03	Showalter, Zak	g	1-1	0-0	2-3	0	4	4	2	4	2	2	1	1	27
24	Koenig, Bronson	g	2-6	2-4	2-5	0	2	2	1	8	0	1	0	0	35
02	Smith, Jordan		0-0	0-0	0-0	0	0	0	0	0	0	0	0	0	1
05	Moesch, Aaron		0-0	0-0	0-0	0	0	0	2	0	0	0	0	0	3
11	Hill, Jordan		0-1	0-1	0-0	1	1	2	3	0	0	0	0	0	14
15	Thomas, Charlie		2-2	0-0	0-1	0	0	0	0	4	0	1	0	1	9
21	Iverson, Khalil		0-0	0-0	0-0	1	1	2	2	0	0	2	0	0	4
25	Illikainen, Alex		4-7	1-2	0-0	4	3	7	2	9	1	1	0	0	26
	Team					3	1	4				1			
	Totals		20-48	4-10	22-35	13	23	36	21	66	9	11	2	7	200

FG % 1st Half: 11-26 42.3% 2nd half: 9-22 40.9% Game: 20-48 41.7%
3FG % 1st Half: 2-4 50.0% 2nd half: 2-6 33.3% Game: 4-10 40.0%
FT % 1st Half: 3-6 50.0% 2nd half: 19-29 65.5% Game: 22-35 62.9%

Deadball Rebounds 3

Penn State 60 • 11-9, 2-5

##	Player		Total FG-FGA	3-Ptr FG-FGA	FT-FTA	Rebounds Off	Def	Tot	PF	TP	A	TO	Blk	Stl	Min
00	Banks, Payton	f	4-10	3-4	0-0	2	4	6	5	11	3	3	1	0	30
10	Taylor, Brandon	f	4-9	1-3	4-4	1	3	4	4	13	1	3	1	0	34
44	Moore, Julian	f	2-4	0-0	4-4	0	10	10	2	8	0	1	2	1	34
32	Dickerson, Jordan	c	0-0	0-0	1-2	0	1	1	4	1	0	0	0	0	9
33	Garner, Shep	g	2-7	0-0	6-6	1	1	2	5	10	4	3	0	2	33
01	Zemgulis, Davis		1-5	0-3	2-4	1	2	3	2	4	0	0	0	0	16
03	Foster, Devin		3-5	2-3	2-5	1	2	3	4	10	1	0	0	0	28
05	Jack, Donovon		1-4	0-2	1-2	2	1	3	3	3	0	3	0	0	14
21	Washington, Isaiah		0-0	0-0	0-0	0	0	0	0	0	0	0	0	0	2
	Team					1	1	2							
	Totals		17-44	6-15	20-27	9	25	34	29	60	9	13	4	3	200

FG % 1st Half: 5-16 31.3% 2nd half: 12-28 42.9% Game: 17-44 38.6%
3FG % 1st Half: 1-3 33.3% 2nd half: 5-12 41.7% Game: 6-15 40.0%
FT % 1st Half: 7-11 63.6% 2nd half: 13-16 81.3% Game: 20-27 74.1%

Deadball Rebounds 2

Officials: Gene Steratore, Tom Eades, Steve McJunkins
Technical fouls: Wisconsin-None. Penn State-None.
Attendance: 7145

Score by periods	1st	2nd	Total
Wisconsin	27	39	**66**
Penn State	18	42	**60**

Points	In Paint	Off T/O	2nd Chance	Fast Break	Bench
WIS	24	8	8	0	13
PSU	12	6	5	2	17

Last FG - WIS 2nd-01:38, PSU 2nd-00:30.
Largest lead - WIS by 17 2nd-14:02, PSU by 3 1st-18:26.
WIS led for 37:15. PSU led for 02:08. Game was tied for 00:37.

Score tied - 0 times.
Lead changed - 1 time.

NOTES: Ethan Happ recorded his Big Ten-leading seventh double-double of the season with a career-high 20 points and 11 rebounds.

GAME 21: WISCONSIN 82, #19 INDIANA 79 (OT)
Jan. 26, 2016 • Madison, Wis. • Kohl Center

Indiana 79 • 17-4, 7-1

##	Player		Total FG-FGA	3-Ptr FG-FGA	FT-FTA	Rebounds Off	Def	Tot	PF	TP	A	TO	Blk	Stl	Min
05	Williams, Troy	f	4-14	1-2	6-6	1	2	3	4	15	0	3	0	1	31
30	Hartman, Collin	f	2-5	1-3	0-0	0	2	2	5	5	0	1	0	1	28
04	Johnson, Robert	g	2-6	0-1	1-2	0	4	4	2	5	3	2	0	2	29
11	Ferrell, Kevin Yogi	g	12-20	5-6	1-2	2	5	7	3	30	1	4	0	2	41
31	Bryant, Thomas	g	5-8	0-0	6-6	4	3	7	5	16	0	5	2	0	28
00	Bielfeldt, Max		1-2	0-0	0-0	0	1	1	5	2	2	2	1	0	22
02	Zeisloft, Nick		0-4	0-3	2-2	2	2	4	1	2	0	0	0	0	23
03	Anunoby, OG		1-2	0-1	0-0	0	0	0	3	2	0	2	0	2	13
10	Burton, Ryan		0-0	0-0	0-0	0	0	0	0	0	0	0	0	0	0+
13	Morgan, Juwan		1-1	0-0	0-0	1	0	1	3	2	0	0	0	0	7
15	Niego, Harrison		0-0	0-0	0-0	0	0	0	0	0	0	0	0	0	3
	Team					3	0	3							
	Totals		28-62	7-16	16-18	13	19	32	31	79	6	19	3	8	225

FG % 1st Half:	13-30	43.3%	2nd half:	13-22	59.1%	OT:	2-10	20.0%	Game:	28-62 45.2%
3FG % 1st Half:	3-9	33.3%	2nd half:	3-4	75.0%	OT:	1-3	33.3%	Game:	7-16 43.8%
FT % 1st Half:	5-6	83.3%	2nd half:	8-8	100.0	OT:	3-4	75.0%	Game:	16-18 88.9%

Deadball Rebounds 4,1

Wisconsin 82 • 12-9, 4-4

##	Player		Total FG-FGA	3-Ptr FG-FGA	FT-FTA	Rebounds Off	Def	Tot	PF	TP	A	TO	Blk	Stl	Min
10	Hayes, Nigel	f	7-12	0-2	17-22	2	3	5	2	31	2	5	2	2	42
22	Happ, Ethan	f	10-15	0-0	5-7	3	5	8	2	25	1	3	2	4	38
30	Brown, Vitto	f	2-2	1-1	4-4	2	1	3	0	9	0	0	0	0	18
03	Showalter, Zak	g	0-2	0-1	0-0	1	3	4	5	0	1	1	0	1	20
24	Koenig, Bronson	g	1-9	1-4	1-2	0	0	0	3	4	0	3	0	0	39
05	Moesch, Aaron		0-0	0-0	0-0	0	1	1	0	0	0	0	0	1	13
11	Hill, Jordan		5-5	2-2	1-2	0	3	3	2	13	0	1	1	0	32
15	Thomas, Charlie		0-1	0-0	0-0	0	0	0	1	0	0	1	0	0	5
21	Iverson, Khalil		0-0	0-0	0-0	0	0	0	1	0	1	2	0	0	5
25	Illikainen, Alex		0-2	0-2	0-0	0	2	2	1	0	0	0	0	1	13
	Team					0	0	0							
	Totals		25-48	4-12	28-37	8	18	26	17	82	5	16	5	9	225

FG % 1st Half:	13-25	52.0%	2nd half:	11-19	57.9%	OT:	1-4	25.0%	Game:	25-48 52.1%
3FG % 1st Half:	2-5	40.0%	2nd half:	2-5	40.0%	OT:	0-2	0.0%	Game:	4-12 33.3%
FT % 1st Half:	7-9	77.8%	2nd half:	12-16	75.0%	OT:	9-12	75.0%	Game:	28-37 75.7%

Deadball Rebounds 4,1

Officials: D.J. Carstensen, Pat Driscoll, Brian Dorsey
Technical fouls: Indiana-None. Wisconsin-None.
Attendance: 17287

Score by periods	1st	2nd	OT	Total
Indiana	34	37	8	**79**
Wisconsin	35	36	11	**82**

Points	In Paint	Off T/O	2nd Chance	Fast Break	Bench
IND	38	21	14	11	8
WIS	36	19	8	6	13

Last FG - IND OT-00:05, WIS OT-03:04.
Largest lead - IND by 6 1st-17:32, WIS by 8 1st-01:10.
IND led for 16:53. WIS led for 23:53. Game was tied for 04:14.

Score tied - 5 times.
Lead changed - 5 times.

NOTES: Wisconsin won its 14th-straight home game against Indiana...Ethan Happ scored a career-high 25 points...Jordan Hill scored a career-high 13 points on perfect 5-for-5 shooting from off the bench.

GAME 22: WISCONSIN 63, ILLINOIS 55
Jan. 31, 2016 • Champaign, Ill. • State Farm Center

Wisconsin 63 • 13-9, 5-4

##	Player		Total FG-FGA	3-Ptr FG-FGA	FT-FTA	Rebounds Off	Def	Tot	PF	TP	A	TO	Blk	Stl	Min
10	Hayes, Nigel	f	5-12	0-2	7-8	0	3	3	1	17	2	2	0	1	38
22	Happ, Ethan	f	3-6	0-0	0-2	3	6	9	3	6	1	2	0	2	22
03	Showalter, Zak	g	2-7	0-4	4-4	1	6	7	3	8	0	1	0	1	37
11	Hill, Jordan	g	1-4	0-1	0-0	1	4	5	1	2	2	2	0	0	29
24	Koenig, Bronson	g	4-10	1-3	2-2	0	3	3	5	11	1	1	0	1	23
05	Moesch, Aaron		0-0	0-0	0-0	0	1	1	1	0	0	1	0	0	3
21	Iverson, Khalil		3-4	0-0	4-4	2	3	5	1	10	2	2	1	1	30
25	Illikainen, Alex		0-0	0-0	0-0	0	0	0	0	0	0	0	0	0	6
30	Brown, Vitto		4-7	1-4	0-0	0	1	1	1	9	0	1	0	0	12
	Team					2	1	3							
	Totals		22-50	2-14	17-20	9	28	37	16	63	8	12	1	6	200

FG % 1st Half:	16-31	51.6%	2nd half:	6-19	31.6%	Game:	22-50	44.0%
3FG % 1st Half:	1-9	11.1%	2nd half:	1-5	20.0%	Game:	2-14	14.3%
FT % 1st Half:	0-0	0.0%	2nd half:	17-20	85.0%	Game:	17-20	85.0%

Deadball Rebounds 2

Illinois 55 • 10-12, 2-7

##	Player		Total FG-FGA	3-Ptr FG-FGA	FT-FTA	Rebounds Off	Def	Tot	PF	TP	A	TO	Blk	Stl	Min
43	Finke, Michael	f	1-6	1-3	0-0	2	1	3	2	3	0	1	0	1	17
01	Tate, Jaylon	g	0-1	0-0	0-0	0	2	2	1	0	2	1	0	0	19
21	Hill, Malcolm	g	6-12	1-3	9-10	0	3	3	0	22	1	3	0	0	38
23	Jordan, Aaron	g	3-4	1-1	0-0	1	2	3	3	7	0	2	0	1	15
25	Nunn, Kendrick	g	5-14	3-6	2-3	0	3	3	3	15	1	1	0	1	37
00	Williams, D.J.		0-0	0-0	0-0	0	0	0	2	0	0	0	0	0	4
03	Lewis, Khalid		0-4	0-0	0-0	1	0	1	0	0	2	0	0	1	21
05	Coleman-Lands, Jalen		1-4	0-1	0-0	0	2	2	2	2	0	0	0	1	17
22	Morgan, Maverick		2-5	0-0	2-2	0	4	4	3	6	0	2	0	0	27
44	Austin, Alex		0-0	0-0	0-0	0	1	1	1	0	0	0	0	1	5
	Team					1	2	3				1			
	Totals		18-50	6-14	13-15	5	20	25	17	55	6	11	0	6	200

FG % 1st Half:	10-25	40.0%	2nd half:	8-25	32.0%	Game:	18-50	36.0%
3FG % 1st Half:	4-8	50.0%	2nd half:	2-6	33.3%	Game:	6-14	42.9%
FT % 1st Half:	4-5	80.0%	2nd half:	9-10	90.0%	Game:	13-15	86.7%

Deadball Rebounds 1

Officials: Lamont Simpson, John Higgins, Eric Curry
Technical fouls: Wisconsin-None. Illinois-None.
Attendance: 13609

Score by periods	1st	2nd	Total
Wisconsin	33	30	**63**
Illinois	28	27	**55**

Points	In Paint	Off T/O	2nd Chance	Fast Break	Bench
WIS	22	10	7	2	19
ILL	8	11	2	0	8

Last FG - WIS 2nd-02:07, ILL 2nd-00:24.
Largest lead - WIS by 10 2nd-07:18, ILL by 8 1st-10:22.
WIS led for 24:56. ILL led for 13:10. Game was tied for 01:54.

Score tied - 0 times.
Lead changed - 1 time.

NOTES: Wisconsin won its ninth-straight game against Illinois and its fourth-straight in Champaign...Khalil Iverson scored a career-high 10 points and played a career-high 30 minutes off the bench.

GAME 23: WISCONSIN 79, OHIO STATE 68
Feb. 4, 2016 • Madison, Wis. • Kohl Center

Ohio State 68 • 14-10 6-5

##	Player		Total FG-FGA	3-Ptr FG-FGA	FT-FTA	Rebounds Off	Def	Tot	PF	TP	A	TO	Blk	Stl	Min
01	Tate, Jae'Sean	f	4-9	0-1	1-1	2	1	3	4	9	1	1	1	0	31
02	Loving, Marc	f	2-7	2-5	0-0	0	2	2	4	6	1	2	0	0	29
33	Bates-Diop, Keita	f	2-7	0-2	3-3	2	6	8	1	7	0	0	2	0	29
04	Giddens, Daniel	c	0-0	0-0	0-2	1	0	1	4	0	0	3	0	0	15
12	Harris, A.J.	g	0-1	0-1	0-0	0	2	2	0	0	1	0	0	0	9
00	Mitchell, Mickey		0-1	0-0	0-0	0	0	0	2	0	0	0	0	0	7
13	Lyle, JaQuan		11-19	3-6	2-2	1	1	2	3	27	4	2	0	2	32
15	Williams, Kam		4-10	2-3	0-0	0	2	2	0	10	1	1	0	0	29
32	Thompson, Trevor		3-4	0-0	3-4	4	2	6	1	9	0	1	1	0	19
	Team					0	1	1							
	Totals		26-58	7-18	9-12	10	17	27	19	68	8	10	4	2	200

FG % 1st Half:	12-29	41.4%	2nd half:	14-29	48.3%	Game:	26-58	44.8%
3FG % 1st Half:	3-6	50.0%	2nd half:	4-12	33.3%	Game:	7-18	38.9%
FT % 1st Half:	5-8	62.5%	2nd half:	4-4	100.0	Game:	9-12	75.0%

Deadball Rebounds 2,3

Wisconsin 79 • 14-9, 6-4

##	Player		Total FG-FGA	3-Ptr FG-FGA	FT-FTA	Rebounds Off	Def	Tot	PF	TP	A	TO	Blk	Stl	Min
10	Hayes, Nigel	f	6-15	2-7	7-10	1	6	7	2	21	3	3	0	2	35
22	Happ, Ethan	f	6-11	0-0	0-3	1	4	5	4	12	3	3	1	1	32
30	Brown, Vitto	f	5-8	1-2	1-2	3	2	5	3	12	1	0	0	0	19
03	Showalter, Zak	g	2-4	2-3	0-0	1	3	4	1	6	4	2	0	2	30
24	Koenig, Bronson	g	4-9	3-7	2-2	0	0	0	2	13	2	0	0	0	28
11	Hill, Jordan		3-5	3-4	0-0	3	2	5	0	9	0	0	0	0	17
15	Thomas, Charlie		0-1	0-1	0-0	0	0	0	0	0	0	0	0	0	2
21	Iverson, Khalil		0-0	0-0	0-0	0	1	1	0	0	1	1	0	0	15
25	Illikainen, Alex		2-4	2-3	0-0	2	4	6	2	6	1	1	0	0	22
	Team					2	1	3				1			
	Totals		28-57	13-27	10-17	13	23	36	14	79	15	11	1	5	200

FG % 1st Half:	15-34	44.1%	2nd half:	13-23	56.5%	Game:	28-57	49.1%
3FG % 1st Half:	7-18	38.9%	2nd half:	6-9	66.7%	Game:	13-27	48.1%
FT % 1st Half:	1-4	25.0%	2nd half:	9-13	69.2%	Game:	10-17	58.8%

Deadball Rebounds 3

Officials: Terry Wymer, Bo Boroski, Chris Beaver
Technical fouls: Ohio State-Tate, Jae'Sean. Wisconsin-None.
Attendance: 17287

Score by periods	1st	2nd	Total
Ohio State	32	36	**68**
Wisconsin	38	41	**79**

Points	In Paint	Off T/O	2nd Chance	Fast Break	Bench
OSU	32	19	13	7	46
WIS	24	10	9	2	15

Last FG - OSU 2nd-01:25, WIS 2nd-00:56.
Largest lead - OSU by 1 1st-07:08, WIS by 12 2nd-09:25.
OSU led for 00:26. WIS led for 38:26. Game was tied for 01:08.

Score tied - 1 time.
Lead changed - 2 times.

NOTES: Wisconsin made a season-high 13 3-pointers, which marked UW's most in a regulation game since 2012 and was one shy of UW's record in a Big Ten game.

Career and Season Highs

0 • WILL DECORAH

- **POINTS**
  Season: --
  Career: --
- **FIELD GOALS**
  Season: --
  Career: --
- **FIELD GOAL ATTEMPTS**
  Season: --
  Career: --
- **3-POINT FIELD GOALS**
  Season: --
  Career: --
- **3-POINT FIELD GOAL ATTEMPTS**
  Season: --
  Career: --
- **FREE THROWS**
  Season: --
  Career: --
- **FREE THROW ATTEMPTS**
  Season: --
  Career: --
- **REBOUNDS**
  Season: --
  Career: --
- **ASSISTS**
  Season: --
  Career: --
- **BLOCKED SHOTS**
  Season: --
  Career: --
- **STEALS**
  Season: --
  Career: --
- **MINUTES**
  Season: 1 (2x) MR vs. Rutgers (1/2/16)
  Career: 1 (2x) MR vs. Rutgers (1/2/16)

1 • BREVIN PRITZL

- **POINTS**
  Season: --
  Career: --
- **FIELD GOALS**
  Season: --
  Career: --
- **FIELD GOAL ATTEMPTS**
  Season: --
  Career: --
- **3-POINT FIELD GOALS**
  Season: --
  Career: --
- **3-POINT FIELD GOAL ATTEMPTS**
  Season: --
  Career: --
- **FREE THROWS**
  Season: --
  Career: --
- **FREE THROW ATTEMPTS**
  Season: --
  Career: --
- **REBOUNDS**
  Season: --
  Career: --
- **ASSISTS**
  Season: --
  Career: --
- **BLOCKED SHOTS**
  Season: --
  Career: --
- **STEALS**
  Season: --
  Career: --
- **MINUTES**
  Season: 4 vs. Siena (11/15/15)
  Career: 4 vs. Siena (11/15/15)

2 • JORDAN SMITH

- **POINTS**
  Season: 2 vs. Rutgers (1/2/16)
  Career: 5 vs. Mississippi Valley State (12/23/11)
- **FIELD GOALS**
  Season: 1 vs. Rutgers (1/2/16)
  Career: 2 vs. UMKC (11/22/11)
- **FIELD GOAL ATTEMPTS**
  Season: 1 vs. Rutgers (1/2/16)
  Career: 2 (6x) MR at Milwaukee (12/10/14)
- **3-POINT FIELD GOALS**
  Season: --
  Career: 1 (2x) MR vs. Samford (12/29/12)
- **3-POINT FIELD GOAL ATTEMPTS**
  Season: --
  Career: 2 (2x) MR at Milwaukee (12/10/14)
- **FREE THROWS**
  Season: --
  Career: --
- **FREE THROW ATTEMPTS**
  Season: 1 vs. Rutgers (1/2/16)
  Career: 1 vs. Rutgers (1/2/16)
- **REBOUNDS**
  Season: 1 vs. Rutgers (1/2/16)
  Career: 1 (9x) MR vs. Rutgers (1/2/16)
- **ASSISTS**
  Season: --
  Career: 1 vs. Nebraska (2/26/13)
- **BLOCKED SHOTS**
  Season: --
  Career: --
- **STEALS**
  Season: --
  Career: --
- **MINUTES**
  Season: 2 (2x) MR vs. North Dakota (11/17/15)
  Career: 5 vs. Presbyterian (11/20/12)

3 • ZAK SHOWALTER

- **POINTS**
  Season: 21 vs. Rutgers (1/2/16)
  Career: 21 vs. Rutgers (1/2/16)
- **FIELD GOALS**
  Season: 8 vs. Rutgers (1/2/16)
  Career: 8 vs. Rutgers (1/2/16)
- **FIELD GOAL ATTEMPTS**
  Season: 10 vs. Western Illinois (11/13/15)
  Career: 10 vs. Western Illinois (11/13/15)
- **3-POINT FIELD GOALS**
  Season: 4 vs. Rutgers (1/2/16)
  Career: 4 vs. Rutgers (1/2/16)
- **3-POINT FIELD GOAL ATTEMPTS**
  Season: 7 (2x) MR vs. Prairie View A&M (11/25/15)
  Career: 7 (2x) MR vs. Prairie View A&M (11/25/15)
- **FREE THROWS**
  Season: 6 vs. VCU (11/22/15)
  Career: 6 vs. VCU (11/22/15)
- **FREE THROW ATTEMPTS**
  Season: 6 vs. VCU (11/22/15)
  Career: 6 vs. VCU (11/22/15)
- **REBOUNDS**
  Season: 10 vs. Marquette (12/12/15)
  Career: 10 vs. Marquette (12/12/15)
- **ASSISTS**
  Season: 7 at Northwestern (1/12/16)
  Career: 7 at Northwestern (1/12/16)
- **BLOCKED SHOTS**
  Season: 2 vs. VCU (11/22/15)
  Career: 2 vs. VCU (11/22/15)
- **STEALS**
  Season: 3 (3x) MR vs. Green Bay (12/23/15)
  Career: 3 (3x) MR vs. Green Bay (12/23/15)
- **MINUTES**
  Season: 41 at Syracuse (12/2/15)
  Career: 41 at Syracuse (12/2/15)

Career and Season Highs

5 • AARON MOESCH

- **POINTS**
  Season: 2 (2x) MR vs. North Dakota (11/17/15)
  Career: 2 (4x) MR vs. North Dakota (11/17/15)
- **FIELD GOALS**
  Season: 1 vs. Siena (11/15/15)
  Career: 1 (3x) MR vs. Siena (11/15/15)
- **FIELD GOAL ATTEMPTS**
  Season: 1 vs. Siena (11/15/15)
  Career: 3 vs. Nicholls (12/13/14)
- **3-POINT FIELD GOALS**
  Season: --
  Career: --
- **3-POINT FIELD GOAL ATTEMPTS**
  Season: --
  Career: --
- **FREE THROWS**
  Season: 2 vs. North Dakota (11/17/15)
  Career: 2 vs. North Dakota (11/17/15)
- **FREE THROW ATTEMPTS**
  Season: 2 vs. North Dakota (11/17/15)
  Career: 2 (2x) MR vs. North Dakota (11/17/15)
- **REBOUNDS**
  Season: 1 (4x) MR at Illinois (1/31/16)
  Career: 3 vs. Nicholls (12/13/14)
- **ASSISTS**
  Season: 1 vs. Michigan State (1/17/16)
  Career: 2 vs. UAB (11/26/14)
- **BLOCKED SHOTS**
  Season: --
  Career: 1 vs. Northern Kentucky (11/14/14)
- **STEALS**
  Season: 1 (2x) MR vs. Indiana (1/26/16)
  Career: 1 (2x) MR vs. Indiana (1/26/16)
- **MINUTES**
  Season: 13 vs. Indiana (1/26/16)
  Career: 13 vs. Indiana (1/26/16)

10 • NIGEL HAYES

- **POINTS**
  Season: 32 vs. Milwaukee (12/9/15)
  Career: 32 vs. Milwaukee (12/9/15)
- **FIELD GOALS**
  Season: 9 vs. Milwaukee (12/9/15)
  Career: 9 vs. Milwaukee (12/9/15)
- **FIELD GOAL ATTEMPTS**
  Season: 18 (2x) MR vs. Marquette (12/12/15)
  Career: 18 (2x) MR vs. Marquette (12/12/15)
- **3-POINT FIELD GOALS**
  Season: 2 (6x) MR vs. Ohio State (2/4/16)
  Career: 3 (3x) MR vs. Duke (4/6/15)
- **3-POINT FIELD GOAL ATTEMPTS**
  Season: 8 at Oklahoma (11/29/15)
  Career: 8 at Oklahoma (11/29/15)
- **FREE THROWS**
  Season: 17 vs. Indiana (1/26/16)
  Career: 17 vs. Indiana (1/26/16)
- **FREE THROW ATTEMPTS**
  Season: 22 vs. Indiana (1/26/16)
  Career: 22 vs. Indiana (1/26/16)
- **REBOUNDS**
  Season: 12 (2x) MR vs. Temple (12/5/15)
  Career: 13 (3x) MR at Penn State (2/18/15)
- **ASSISTS**
  Season: 7 (2x) MR vs. Prairie View A&M (11/25/15)
  Career: 7 (2x) MR vs. Prairie View A&M (11/25/15)
- **BLOCKED SHOTS**
  Season: 2 vs. Indiana (1/26/16)
  Career: 3 vs. Prairie View A&M (12/28/13)
- **STEALS**
  Season: 3 vs. Green Bay (12/23/15)
  Career: 3 (2x) MR vs. Green Bay (12/23/15)
- **MINUTES**
  Season: 44 at Syracuse (12/2/15)
  Career: 44 at Syracuse (12/2/15)

11 • JORDAN HILL

- **POINTS**
  Season: 13 vs. Indiana (1/26/16)
  Career: 13 vs. Indiana (1/26/16)
- **FIELD GOALS**
  Season: 5 vs. Indiana (1/26/16)
  Career: 5 vs. Indiana (1/26/16)
- **FIELD GOAL ATTEMPTS**
  Season: 6 vs. Green Bay (12/23/15)
  Career: 6 vs. Green Bay (12/23/15)
- **3-POINT FIELD GOALS**
  Season: 3 vs. Ohio State (2/4/16)
  Career: 3 vs. Ohio State (2/4/16)
- **3-POINT FIELD GOAL ATTEMPTS**
  Season: 4 (4x) MR vs. Ohio State (2/4/16)
  Career: 4 (4x) MR vs. Ohio State (2/4/16)
- **FREE THROWS**
  Season: 2 vs. Green Bay (12/23/15)
  Career: 2 (2x) MR vs. Green Bay (12/23/15)
- **FREE THROW ATTEMPTS**
  Season: 2 (2x) MR vs. Indiana (1/26/16)
  Career: 3 vs. Milwaukee (12/11/13)
- **REBOUNDS**
  Season: 5 (2x) MR vs. Ohio State (2/4/16)
  Career: 5 (2x) MR vs. Ohio State (2/4/16)
- **ASSISTS**
  Season: 4 vs. Green Bay (12/23/15)
  Career: 4 vs. Green Bay (12/23/15)
- **BLOCKED SHOTS**
  Season: 1 vs. Indiana (1/26/16)
  Career: 1 vs. Indiana (1/26/16)
- **STEALS**
  Season: 2 vs. Maryland (1/9/16)
  Career: 2 vs. Maryland (1/9/16)
- **MINUTES**
  Season: 32 vs. Indiana (1/26/16)
  Career: 32 vs. Indiana (1/26/16)

13 • JACKSON BAX

- **POINTS**
  Season: --
  Career: --
- **FIELD GOALS**
  Season: --
  Career: --
- **FIELD GOAL ATTEMPTS**
  Season: --
  Career: --
- **3-POINT FIELD GOALS**
  Season: --
  Career: --
- **3-POINT FIELD GOAL ATTEMPTS**
  Season: --
  Career: --
- **FREE THROWS**
  Season: --
  Career: --
- **FREE THROW ATTEMPTS**
  Season: --
  Career: --
- **REBOUNDS**
  Season: --
  Career: --
- **ASSISTS**
  Season: --
  Career: --
- **BLOCKED SHOTS**
  Season: --
  Career: --
- **STEALS**
  Season: --
  Career: --
- **MINUTES**
  Season: 1 (2x) MR vs. Rutgers (1/2/16)
  Career: 1 (2x) MR vs. Rutgers (1/2/16)

Career and Season Highs

15 • CHARLIE THOMAS

- **POINTS**
  Season: 12 vs. Prairie View A&M (11/25/15)
  Career: 12 vs. Prairie View A&M (11/25/15)
- **FIELD GOALS**
  Season: 4 (2x) MR vs. Prairie View A&M (11/25/15)
  Career: 4 (2x) MR vs. Prairie View A&M (11/25/15)
- **FIELD GOAL ATTEMPTS**
  Season: 8 vs. VCU (11/22/15)
  Career: 8 vs. VCU (11/22/15)
- **3-POINT FIELD GOALS**
  Season: 1 (3x) MR vs. Purdue (12/29/15)
  Career: 1 (3x) MR vs. Purdue (12/29/15)
- **3-POINT FIELD GOAL ATTEMPTS**
  Season: 3 vs. Purdue (12/29/15)
  Career: 3 vs. Purdue (12/29/15)
- **FREE THROWS**
  Season: 4 vs. Prairie View A&M (11/25/15)
  Career: 4 vs. Prairie View A&M (11/25/15)
- **FREE THROW ATTEMPTS**
  Season: 6 vs. Prairie View A&M (11/25/15)
  Career: 6 vs. Prairie View A&M (11/25/15)
- **REBOUNDS**
  Season: 6 (2x) MR vs. Temple (12/5/15)
  Career: 6 (2x) MR vs. Temple (12/5/15)
- **ASSISTS**
  Season: 1 (3x) MR vs. Green Bay (12/23/15)
  Career: 1 (3x) MR vs. Green Bay (12/23/15)
- **BLOCKED SHOTS**
  Season: 2 (2x) MR vs. Purdue (12/29/15)
  Career: 2 (2x) MR vs. Purdue (12/29/15)
- **STEALS**
  Season: 1 (5x) MR at Penn State (1/21/16)
  Career: 1 (5x) MR at Penn State (1/21/16)
- **MINUTES**
  Season: 26 vs. VCU (11/22/15)
  Career: 26 vs. VCU (11/22/15)

20 • T.J. SCHLUNDT

- **POINTS**
  Season: --
  Career: --
- **FIELD GOALS**
  Season: --
  Career: --
- **FIELD GOAL ATTEMPTS**
  Season: --
  Career: --
- **3-POINT FIELD GOALS**
  Season: --
  Career: --
- **3-POINT FIELD GOAL ATTEMPTS**
  Season: --
  Career: --
- **FREE THROWS**
  Season: --
  Career: --
- **FREE THROW ATTEMPTS**
  Season: --
  Career: --
- **REBOUNDS**
  Season: --
  Career: --
- **ASSISTS**
  Season: 1 vs. Siena (11/15/15)
  Career: 1 vs. Siena (11/15/15)
- **BLOCKED SHOTS**
  Season: --
  Career: --
- **STEALS**
  Season: --
  Career: --
- **MINUTES**
  Season: 1 (3x) MR vs. Rutgers (1/2/16)
  Career: 1 (3x) MR vs. Rutgers (1/2/16)

21 • KHALIL IVERSON

- **POINTS**
  Season: 10 at Illinois (1/31/16)
  Career: 10 at Illinois (1/31/16)
- **FIELD GOALS**
  Season: 4 vs. Prairie View A&M (11/25/15)
  Career: 4 vs. Prairie View A&M (11/25/15)
- **FIELD GOAL ATTEMPTS**
  Season: 8 vs. Prairie View A&M (11/25/15)
  Career: 8 vs. Prairie View A&M (11/25/15)
- **3-POINT FIELD GOALS**
  Season: 1 (2x) MR at Oklahoma (11/29/15)
  Career: 1 (2x) MR at Oklahoma (11/29/15)
- **3-POINT FIELD GOAL ATTEMPTS**
  Season: 2 (2x) MR at Oklahoma (11/29/15)
  Career: 2 (2x) MR at Oklahoma (11/29/15)
- **FREE THROWS**
  Season: 4 (2x) MR at Illinois (1/31/16)
  Career: 4 (2x) MR at Illinois (1/31/16)
- **FREE THROW ATTEMPTS**
  Season: 6 vs. Western Illinois (11/13/15)
  Career: 6 vs. Western Illinois (11/13/15)
- **REBOUNDS**
  Season: 7 vs. Western Illinois (11/13/15)
  Career: 7 vs. Western Illinois (11/13/15)
- **ASSISTS**
  Season: 2 (4x) MR at Illinois (1/31/16)
  Career: 2 (3x) MR at Northwestern (1/12/16)
- **BLOCKED SHOTS**
  Season: 3 vs. Western Illinois (11/13/15)
  Career: 3 vs. Western Illinois (11/13/15)
- **STEALS**
  Season: 3 vs. Western Illinois (11/13/15)
  Career: 3 vs. Western Illinois (11/13/15)
- **MINUTES**
  Season: 30 at Illinois (1/31/16)
  Career: 30 at Illinois (1/31/16)

22 • ETHAN HAPP

- **POINTS**
  Season: 25 vs. Indiana (1/26/16)
  Career: 25 vs. Indiana (1/26/16)
- **FIELD GOALS**
  Season: 10 vs. Indiana (1/26/16)
  Career: 10 vs. Indiana (1/26/16)
- **FIELD GOAL ATTEMPTS**
  Season: 15 (2x) MR vs. Indiana (1/26/16)
  Career: 15 (2x) MR vs. Indiana (1/26/16)
- **3-POINT FIELD GOALS**
  Season: --
  Career: --
- **3-POINT FIELD GOAL ATTEMPTS**
  Season: --
  Career: --
- **FREE THROWS**
  Season: 10 at Penn State (1/21/16)
  Career: 10 at Penn State (1/21/16)
- **FREE THROW ATTEMPTS**
  Season: 15 at Penn State (1/21/16)
  Career: 15 at Penn State (1/21/16)
- **REBOUNDS**
  Season: 15 (2x) MR vs. Milwaukee (12/9/15)
  Career: 15 (2x) MR vs. Milwaukee (12/9/15)
- **ASSISTS**
  Season: 3 (2x) MR vs. Ohio State (2/4/16)
  Career: 3 (2x) MR vs. Ohio State (2/4/16)
- **BLOCKED SHOTS**
  Season: 3 (3x) MR vs. TA&MUCC (12/15/15)
  Career: 3 (3x) MR vs. TA&MUCC (12/15/15)
- **STEALS**
  Season: 4 vs. Indiana (1/26/16)
  Career: 4 vs. Indiana (1/26/16)
- **MINUTES**
  Season: 43 at Syracuse (12/2/15)
  Career: 43 at Syracuse (12/2/15)

Career and Season Highs

24 • BRONSON KOENIG

- **POINTS**
  Season: 27 vs. Michigan State (1/17/16)
  Career: 27 vs. Michigan State (1/17/16)
- **FIELD GOALS**
  Season: 9 vs. VCU (11/22/15)
  Career: 9 vs. VCU (11/22/15)
- **FIELD GOAL ATTEMPTS**
  Season: 18 at Oklahoma (11/29/15)
  Career: 18 at Oklahoma (11/29/15)
- **3-POINT FIELD GOALS**
  Season: 4 vs. Michigan State (1/17/16)
  Career: 4 (4x) MR vs. Michigan State (1/17/16)
- **3-POINT FIELD GOAL ATTEMPTS**
  Season: 14 at Oklahoma (11/29/15)
  Career: 14 at Oklahoma (11/29/15)
- **FREE THROWS**
  Season: 7 vs. Michigan State (1/17/16)
  Career: 7 (2x) MR vs. Michigan State (1/17/16)
- **FREE THROW ATTEMPTS**
  Season: 8 vs. Western Illinois (11/13/15)
  Career: 8 (2x) MR vs. Western Illinois (11/13/15)
- **REBOUNDS**
  Season: 6 (2x) MR vs. Maryland (1/9/16)
  Career: 6 (2x) MR vs. Maryland (1/9/16)
- **ASSISTS**
  Season: 4 (4x) MR vs. Michigan State (1/17/16)
  Career: 9 vs. Michigan State (3/15/15)
- **BLOCKED SHOTS**
  Season: 2 vs. Georgetown (11/20/15)
  Career: 2 vs. Georgetown (11/20/15)
- **STEALS**
  Season: 1 (7x) MR at Illinois (1/31/16)
  Career: 2 (4x) MR vs. Oklahoma (11/28/14)
- **MINUTES**
  Season: 42 at Syracuse (12/2/15)
  Career: 42 (2x) MR at Syracuse (12/2/15)

25 • ALEX ILLIKAINEN

- **POINTS**
  Season: 10 vs. Purdue (12/29/15)
  Career: 10 vs. Purdue (12/29/15)
- **FIELD GOALS**
  Season: 4 at Penn State (1/21/16)
  Career: 4 at Penn State (1/21/16)
- **FIELD GOAL ATTEMPTS**
  Season: 7 at Penn State (1/21/16)
  Career: 7 at Penn State (1/21/16)
- **3-POINT FIELD GOALS**
  Season: 2 (2x) MR vs. Ohio State (2/4/16)
  Career: 2 (2x) MR vs. Ohio State (2/4/16)
- **3-POINT FIELD GOAL ATTEMPTS**
  Season: 4 vs. Maryland (1/9/16)
  Career: 4 vs. Maryland (1/9/16)
- **FREE THROWS**
  Season: 2 (3x) MR vs. Purdue (12/29/15)
  Career: 2 (3x) MR vs. Purdue (12/29/15)
- **FREE THROW ATTEMPTS**
  Season: 2 (5x) vs. Purdue (12/29/15)
  Career: 2 (5x) vs. Purdue (12/29/15)
- **REBOUNDS**
  Season: 7 at Penn State (1/21/16)
  Career: 7 at Penn State (1/21/16)
- **ASSISTS**
  Season: 1 (10x) MR vs. Ohio State (2/4/16)
  Career: 1 (10x) MR vs. Ohio State (2/4/16)
- **BLOCKED SHOTS**
  Season: 1 vs. Maryland (1/9/16)
  Career: 1 vs. Maryland (1/9/16)
- **STEALS**
  Season: 1 (6x) MR vs. Indiana (1/26/16)
  Career: 1 (6x) MR vs. Indiana (1/26/16)
- **MINUTES**
  Season: 26 at Penn State (1/21/16)
  Career: 26 at Penn State (1/21/16)

30 • VITTO BROWN

- **POINTS**
  Season: 16 vs. Siena (11/15/15)
  Career: 16 vs. Siena (11/15/15)
- **FIELD GOALS**
  Season: 7 vs. Marquette (12/12/15)
  Career: 7 vs. Marquette (12/12/15)
- **FIELD GOAL ATTEMPTS**
  Season: 15 (2x) MR vs. Marquette (12/12/15)
  Career: 15 (2x) MR vs. Marquette (12/12/15)
- **3-POINT FIELD GOALS**
  Season: 2 at Syracuse (12/2/15)
  Career: 2 at Syracuse (12/2/15)
- **3-POINT FIELD GOAL ATTEMPTS**
  Season: 6 at Oklahoma (11/29/15)
  Career: 6 at Oklahoma (11/29/15)
- **FREE THROWS**
  Season: 6 (2x) MR vs. Green Bay (12/23/15)
  Career: 6 (3x) MR vs. Green Bay (12/23/15)
- **FREE THROW ATTEMPTS**
  Season: 7 vs. Green Bay (12/23/15)
  Career: 8 vs. Nicholls (12/13/14)
- **REBOUNDS**
  Season: 16 vs. TA&MUCC (12/15/15)
  Career: 16 vs. TA&MUCC (12/15/15)
- **ASSISTS**
  Season: 2 vs. Rutgers (1/2/16)
  Career: 2 (2x) MR vs. Rutgers (1/2/16)
- **BLOCKED SHOTS**
  Season: 3 (2x) MR vs. Green Bay (12/23/15)
  Career: 3 (2x) MR vs. Green Bay (12/23/15)
- **STEALS**
  Season: 2 (2x) MR vs. Marquette (12/12/15)
  Career: 2 (3x) MR vs. Marquette (12/12/15)
- **MINUTES**
  Season: 39 at Syracuse (12/2/15)
  Career: 39 at Syracuse (12/2/15)

Individual Career Statistics

Updated through February 4, 2016

Bax, Jackson

			Total		3-Point		F-Throws		Rebounds										Scoring	
Season	gp-gs	min/avg	fg-fga	pct	fg-fga	pct	ft-fta	pct	off	def	tot	avg	pf	fo	ast	to	blk	stl	pts	avg
2015-16	2-0	2/1.0	0-0	.000	0-0	.000	0-0	.000	0	0	0	0.0	0	0	0	0	0	0	0	0.0
TOTAL	2-0	2/1.0	0-0	.000	0-0	.000	0-0	.000	0	0	0	0.0	0	0	0	0	0	0	0	0.0

Brown, Vitto

			Total		3-Point		F-Throws		Rebounds										Scoring	
Season	gp-gs	min/avg	fg-fga	pct	fg-fga	pct	ft-fta	pct	off	def	tot	avg	pf	fo	ast	to	blk	stl	pts	avg
2013-14	14-0	44/3.1	3-11	.273	0-0	.000	0-3	.000	0	12	12	0.9	5	0	3	2	0	0	6	0.4
2014-15	34-0	214/6.3	26-59	.441	0-0	.000	10-17	.588	12	31	43	1.3	38	0	7	15	8	8	62	1.8
2015-16	23-22	534/23.2	77-192	.401	11-39	.282	33-43	.767	43	73	116	5.0	57	2	12	24	13	12	198	8.6
TOTAL	71-22	792/11.2	106-262	.405	11-39	.282	43-63	.683	55	116	171	2.4	100	2	22	41	21	20	266	3.7

Decorah, Will

			Total		3-Point		F-Throws		Rebounds										Scoring	
Season	gp-gs	min/avg	fg-fga	pct	fg-fga	pct	ft-fta	pct	off	def	tot	avg	pf	fo	ast	to	blk	stl	pts	avg
2015-16	2-0	2/1.0	0-0	.000	0-0	.000	0-0	.000	0	0	0	0.0	1	0	0	1	0	0	0	0.0
TOTAL	2-0	2/1.0	0-0	.000	0-0	.000	0-0	.000	0	0	0	0.0	1	0	0	1	0	0	0	0.0

Happ, Ethan

			Total		3-Point		F-Throws		Rebounds										Scoring	
Season	gp-gs	min/avg	fg-fga	pct	fg-fga	pct	ft-fta	pct	off	def	tot	avg	pf	fo	ast	to	blk	stl	pts	avg
2015-16	23-23	649/28.2	109-198	.551	0-0	.000	65-102	.637	58	129	187	8.1	69	0	23	48	24	34	283	12.3
TOTAL	23-23	649/28.2	109-198	.551	0-0	.000	65-102	.637	58	129	187	8.1	69	0	23	48	24	34	283	12.3

Hayes, Nigel

			Total		3-Point		F-Throws		Rebounds										Scoring	
Season	gp-gs	min/avg	fg-fga	pct	fg-fga	pct	ft-fta	pct	off	def	tot	avg	pf	fo	ast	to	blk	stl	pts	avg
2013-14	38-0	663/17.4	98-192	.510	0-0	.000	96-164	.585	34	72	106	2.8	99	1	36	45	20	32	292	7.7
2014-15	40-40	1318/33.0	166-334	.497	40-101	.396	125-168	.744	85	162	247	6.2	76	1	79	51	16	34	497	12.4
2015-16	23-23	832/36.2	115-290	.397	24-79	.304	140-188	.745	52	86	138	6.0	48	0	81	52	10	27	394	17.1
TOTAL	101-63	2813/27.9	379-816	.464	64-180	.356	361-520	.694	171	320	491	4.9	223	2	196	148	46	93	1183	11.7

Hill, Jordan

			Total		3-Point		F-Throws		Rebounds										Scoring	
Season	gp-gs	min/avg	fg-fga	pct	fg-fga	pct	ft-fta	pct	off	def	tot	avg	pf	fo	ast	to	blk	stl	pts	avg
2013-14	11-0	25/2.3	1-7	.143	1-4	.250	4-7	.571	1	2	3	0.3	5	0	1	2	0	0	7	0.6
2015-16	18-1	264/14.7	20-49	.408	11-29	.379	3-4	.750	8	19	27	1.5	18	0	12	13	1	4	54	3.0
TOTAL	29-1	289/10.0	21-56	.375	12-33	.364	7-11	.636	9	21	30	1.0	23	0	13	15	1	4	61	2.1

Illikainen, Alex

			Total		3-Point		F-Throws		Rebounds										Scoring	
Season	gp-gs	min/avg	fg-fga	pct	fg-fga	pct	ft-fta	pct	off	def	tot	avg	pf	fo	ast	to	blk	stl	pts	avg
2015-16	21-0	227/10.8	22-46	.478	7-19	.368	7-11	.636	12	21	33	1.6	23	0	10	7	1	6	58	2.8
TOTAL	21-0	227/10.8	22-46	.478	7-19	.368	7-11	.636	12	21	33	1.6	23	0	10	7	1	6	58	2.8

Iverson, Khalil

			Total		3-Point		F-Throws		Rebounds										Scoring	
Season	gp-gs	min/avg	fg-fga	pct	fg-fga	pct	ft-fta	pct	off	def	tot	avg	pf	fo	ast	to	blk	stl	pts	avg
2015-16	22-0	314/14.3	23-49	.469	2-8	.250	17-29	.586	18	29	47	2.1	21	0	11	22	8	9	65	3.0
TOTAL	22-0	314/14.3	23-49	.469	2-8	.250	17-29	.586	18	29	47	2.1	21	0	11	22	8	9	65	3.0

Individual Career Statistics

Updated through February 4, 2016

Koenig, Bronson

			Total		3-Point		F-Throws		Rebounds										Scoring	
Season	gp-gs	min/avg	fg-fga	pct	fg-fga	pct	ft-fta	pct	off	def	tot	avg	pf	fo	ast	to	blk	stl	pts	avg
2013-14	37-0	572/15.5	51-115	.443	22-67	.328	6-8	.750	18	28	46	1.2	50	0	41	18	3	11	130	3.5
2014-15	40-24	1152/28.8	115-278	.414	62-153	.405	56-69	.812	19	51	70	1.8	64	2	98	33	8	9	348	8.7
2015-16	23-23	795/34.6	104-263	.395	53-139	.381	47-59	.797	9	45	54	2.3	54	2	50	38	6	7	308	13.4
TOTAL	100-47	2519/25.2	270-656	.412	137-359	.382	109-136	.801	46	124	170	1.7	168	4	189	89	17	27	786	7.9

Moesch, Aaron

			Total		3-Point		F-Throws		Rebounds										Scoring	
Season	gp-gs	min/avg	fg-fga	pct	fg-fga	pct	ft-fta	pct	off	def	tot	avg	pf	fo	ast	to	blk	stl	pts	avg
2014-15	14-0	28/2.0	2-7	.286	0-1	.000	0-2	.000	2	4	6	0.4	4	0	3	2	1	0	4	0.3
2015-16	10-0	43/4.3	1-2	.500	0-0	.000	2-2	1.000	2	3	5	0.5	4	0	1	1	0	2	4	0.4
TOTAL	24-0	71/3.0	3-9	.333	0-1	.000	2-4	.500	4	7	11	0.5	8	0	4	3	1	2	8	0.3

Pritzl, Brevin

			Total		3-Point		F-Throws		Rebounds										Scoring	
Season	gp-gs	min/avg	fg-fga	pct	fg-fga	pct	ft-fta	pct	off	def	tot	avg	pf	fo	ast	to	blk	stl	pts	avg
2015-16	1-0	4/4.0	0-0	.000	0-0	.000	0-0	.000	0	0	0	0.0	0	0	0	1	0	0	0	0.0
TOTAL	1-0	4/4.0	0-0	.000	0-0	.000	0-0	.000	0	0	0	0.0	0	0	0	1	0	0	0	0.0

Schlundt, T.J.

			Total		3-Point		F-Throws		Rebounds										Scoring	
Season	gp-gs	min/avg	fg-fga	pct	fg-fga	pct	ft-fta	pct	off	def	tot	avg	pf	fo	ast	to	blk	stl	pts	avg
2015-16	3-0	3/1.0	0-0	.000	0-0	.000	0-0	.000	0	0	0	0.0	0	0	1	0	0	0	0	0.0
TOTAL	3-0	3/1.0	0-0	.000	0-0	.000	0-0	.000	0	0	0	0.0	0	0	1	0	0	0	0	0.0

Showalter, Zak

			Total		3-Point		F-Throws		Rebounds										Scoring	
Season	gp-gs	min/avg	fg-fga	pct	fg-fga	pct	ft-fta	pct	off	def	tot	avg	pf	fo	ast	to	blk	stl	pts	avg
2012-13	22-0	147/6.7	11-29	.379	2-10	.200	13-19	.684	13	10	23	1.0	18	0	12	8	1	7	37	1.7
2014-15	35-0	266/7.6	23-53	.434	2-14	.143	24-27	.889	18	27	45	1.3	38	0	16	5	4	10	72	2.1
2015-16	23-23	738/32.1	58-126	.460	24-68	.353	32-36	.889	19	76	95	4.1	71	4	51	33	7	27	172	7.5
TOTAL	80-23	1151/14.4	92-208	.442	28-92	.304	69-82	.841	50	113	163	2.0	127	4	79	46	12	44	281	3.5

Smith, Jordan

			Total		3-Point		F-Throws		Rebounds										Scoring	
Season	gp-gs	min/avg	fg-fga	pct	fg-fga	pct	ft-fta	pct	off	def	tot	avg	pf	fo	ast	to	blk	stl	pts	avg
2011-12	7-0	12/1.7	2-3	.667	1-1	1.000	0-0	.000	0	2	2	0.3	0	0	0	0	0	0	5	0.7
2012-13	10-0	21/2.1	3-10	.300	1-7	.143	0-0	.000	2	2	4	0.4	2	0	1	0	0	0	7	0.7
2014-15	14-0	35/2.5	0-9	.000	0-5	.000	0-0	.000	1	1	2	0.1	3	0	0	0	0	0	0	0.0
2015-16	5-0	7/1.4	1-1	1.000	0-0	.000	0-1	.000	1	0	1	0.2	0	0	0	1	0	0	2	0.4
TOTAL	36-0	75/2.1	6-23	.261	2-13	.154	0-1	.000	4	5	9	0.3	5	0	1	1	0	0	14	0.4

Thomas, Charlie

			Total		3-Point		F-Throws		Rebounds										Scoring	
Season	gp-gs	min/avg	fg-fga	pct	fg-fga	pct	ft-fta	pct	off	def	tot	avg	pf	fo	ast	to	blk	stl	pts	avg
2015-16	20-0	230/11.5	22-62	.355	3-10	.300	14-30	.467	16	30	46	2.3	27	0	3	5	7	5	61	3.1
TOTAL	20-0	230/11.5	22-62	.355	3-10	.300	14-30	.467	16	30	46	2.3	27	0	3	5	7	5	61	3.1

Team Superlatives

WISCONSIN	HIGH		LOW	
Points	92	SIENA (11/15/15)	48	at Oklahoma (11/29/15)
First-Half Points	48	GREEN BAY (12/23/15)	19	at Oklahoma (11/29/15)
Second-Half Points	49	SIENA (11/15/15)	23	WESTERN ILLINOIS (11/13/15)
Field Goals Made	31	2x; MR RUTGERS (1/2/16)	16	at Oklahoma (11/29/15)
Field Goal Attempts	68	at Oklahoma (11/29/15)	44	TA&MUCC (12/15/15)
Field Goal Percentage	.585 (31-53)	SIENA (11/15/15)	.235 (16-68)	at Oklahoma (11/29/15)
3-Point Field Goals Made	13	OHIO STATE (2/4/16)	2	at Illinois (1/31/16)
3-Point Field Goal Attempts	33	at Oklahoma (11/29/15)	10	3x; MR at Penn State (1/21/16)
3-Point Field Goal Percentage (min. 10 att.)	.545 (6-11)	TEMPLE (12/5/15)	.143 (2-14)	at Illinois (1/31/16)
Free Throws Made	29	MICHIGAN STATE (1/17/16)	1	MARQUETTE (12/12/15)
Free Throw Attempts	37	INDIANA (1/26/16)	4	MARQUETTE (12/12/15)
Free Throw Percentage (min. 12 att.)	.917 (11-12)	at Syracuse (12/2/15)	.581 (18-31)	TA&MUCC (12/15/15)
Offensive Rebounds	21	2x; MR at Oklahoma (11/29/15)	7	2x; MR at Northwestern (1/12/16)
Defensive Rebounds	35	at Syracuse (12/2/15)	17	2x; MR MICHIGAN STATE (1/17/16)
Total Rebounds	51	at Syracuse (12/2/15)	25	2x; MR MICHIGAN STATE (1/17/16)
Assists	19	at Northwestern (1/12/16)	5	INDIANA (1/26/16)
Blocked Shots	7	2x; MR at Syracuse (12/2/15)	1	5x; MR OHIO STATE (2/4/16)
Steals	9	4x; MR INDIANA (1/26/16)	2	3x; MR MILWAUKEE (12/9/15)
Turnovers	26	GREEN BAY (12/23/15)	4	WESTERN ILLINOIS (11/13/15)
Fouls	23	SIENA (11/15/15)	12	TA&MUCC (12/15/15)

OPPONENTS	HIGH		LOW	
Points	79	2x; MR INDIANA (1/26/16)	49	TA&MUCC (12/15/15)
First-Half Points	43	vs. VCU (11/22/15)	18	at Penn State (1/21/16)
Second-Half Points	52	GREEN BAY (12/23/15)	26	RUTGERS (1/2/16)
Field Goals Made	28	2x; MR INDIANA (1/26/16)	17	at Penn State (1/21/16)
Field Goal Attempts	71	GREEN BAY (12/23/15)	43	at Indiana (1/5/16)
Field Goal Percentage	.540 (27-50)	WESTERN ILLINOIS (11/13/15)	.328 (19-58)	TA&MUCC (12/15/15)
3-Point Field Goals Made	9	2x; MR GREEN BAY (12/23/15)	3	2x; MR MARQUETTE (12/12/15)
3-Point Field Goal Attempts	27	MILWAUKEE (12/9/15)	5	MARQUETTE (12/12/15)
3-Point Field Goal Percentage	.778 (7-9)	WESTERN ILLINOIS (11/13/15)	.188 (3-16)	SIENA (11/15/15)
Free Throws Made	22	2x; MR at Northwestern (1/12/16)	6	2x; MR RUTGERS (1/2/16)
Free Throw Attempts	34	at Northwestern (1/12/16)	6	RUTGERS (1/2/16)
Free Throw Percentage (min. 12 att.)	.889 (16-18)	INDIANA (1/26/16)	.429 (6-14)	MARQUETTE (12/12/15)
Offensive Rebounds	16	GREEN BAY (12/23/15)	4	2x; MR at Indiana (1/5/16)
Defensive Rebounds	32	at Oklahoma (11/29/15)	15	SIENA (11/15/15)
Total Rebounds	44	at Oklahoma (11/29/15)	25	3x; MR at Illinois (1/31/16)
Assists	15	vs. Georgetown (11/20/15)	5	TA&MUCC (12/15/15)
Blocked Shots	6	2x; MR MARYLAND (1/9/16)	0	at Illinois (1/31/16)
Steals	18	GREEN BAY (12/23/15)	0	WESTERN ILLINOIS (11/13/15)
Turnovers	19	3x; MR INDIANA (1/26/16)	5	at Oklahoma (11/29/15)
Fouls	31	INDIANA (1/26/16)	11	PURDUE (12/29/15)

MISCELLANEOUS	HIGH	2nd-LARGEST
UW's Largest Deficit Overcome in Win	8 - (18-10 ,10:22 1H) at Illinois (1/31/16)	6 - 4x; MR (6-0, 17:32 1H) INDIANA (1/26/16)
UW's Largest Deficit Overcome in Win (2nd Half)	6 - 3x; MR (52-46, 14:13 2H) MICHIGAN STATE (1/17/16)	3 (47-44, 11:58 2H) INDIANA (1/26/16)
UW's Largest Lead Surrendered in Loss	15 (30-15, 7:38 1H) MILWAUKEE (12/9/15)	9 (22-13, 7:58 1H) at Indiana (1/5/16)
UW's Largest Lead Surrendered in Loss (2nd Half)	11 (40-29, 19:44 2H) MILWAUKEE (12/9/15)	7 (44-37, 18:43 2H) WESTERN ILLINOIS (11/13/15)
UW's Largest Halftime Lead	21 GREEN BAY (12/23/15)	15 SIENA (11/15/15)
UW's Largest Halftime Deficit	15 at Oklahoma (11/29/15)	6 vs. VCU (11/22/15)
UW's Largest Lead	33 (78-45, 7:00 2H) SIENA (11/15/15)	30 (68-38, 13:01 2H) GREEN BAY (12/23/15)
UW's Largest Deficit	22 (63-41, 2:40 2H) at Oklahoma (11/29/15)	14 (2x); MR (46-32, 11:33 2H) MARQUETTE (12/12/15)

Individual Superlatives

WISCONSIN	HIGH		2nd-HIGHEST	
Points	32	Nigel Hayes (MILWAUKEE - 12/9/15)	31	Nigel Hayes (INDIANA - 1/26/16)
Field Goals Made	10	Ethan Happ (INDIANA - 1/26/16)	9	2x; MR Nigel Hayes (MILWAUKEE - 12/9/15)
Field Goal Attempts	18	3x; MR Nigel Hayes (MARQUETTE - 12/12/15)	17	2x; MR Nigel Hayes (at Oklahoma - 11/29/15)
Field Goal Pct. (min. 7 made)	1.000 (8-8)	Zak Showalter (RUTGERS - 1/2/16)	.875 (7-8)	2x; MR Ethan Happ (RUTGERS - 1/2/16)
3-Point Field Goals Made	4	2x; MR Bronson Koenig (MICHIGAN STATE - 1/17/16)	3	11x; MR Hill, Koenig (OHIO STATE - 2/4/16)
3-Point Field Goal Attempts	14	Bronson Koenig (at Oklahoma - 11/29/15)	8	4x; MR Bronson Koenig (MICHIGAN STATE - 1/17/16)
3-Point FG Pct. (min. 3 made)	1.000 (4-4)	Zak Showalter (RUTGERS - 1/2/16)	.750 (3-4)	Jordan Hill (OHIO STATE - 2/4/16)
Free Throws Made	17	Nigel Hayes (INDIANA - 1/26/16)	12	Nigel Hayes (MILWAUKEE - 12/9/15)
Free Throw Attempts	22	Nigel Hayes (INDIANA - 1/26/16)	19	Nigel Hayes (MILWAUKEE - 12/9/15)
Free Throw Pct. (min. 6 made)	1.000 (9-9)	4x; MR Nigel Hayes (GREEN BAY - 12/23/15)	.900 (9-10)	Nigel Hayes (MICHIGAN STATE - 1/17/16)
Total Rebounds	16	Vitto Brown (TA&MUCC - 12/15/15)	15	2x; MR Ethan Happ (MILWAUKEE - 12/9/15)
Assists	7	3x; MR Zak Showalter (at Northwestern - 1/12/16)	6	5x; MR Nigel Hayes (at Northwestern - 1/12/16)
Blocked Shots	3	6x; MR Vitto Brown (GREEN BAY - 12/23/15)	2	8x; MR Happ, Hayes (INDIANA - 1/26/16)
Steals	4	Ethan Happ (INDIANA - 1/26/16)	3	7x; MR Ethan Happ (at Northwestern - 1/12/16)
Turnovers	8	Bronson Koenig (GREEN BAY - 12/23/15)	6	Nigel Hayes (TA&MUCC - 12/15/15)
Fouls	5	8x; MR Bronson Koenig (at Illinois - 1/31/16)	4	21x; MR Ethan Happ (OHIO STATE - 2/4/16)

OPPONENTS	HIGH		2nd-HIGHEST	
Points	30	Yogi Ferrell (INDIANA - 1/26/16)	28	2x; MR Bryant McIntosh (at Northwestern - 1/12/16)
Field Goals Made	12	Yogi Ferrell (INDIANA - 1/26/16)	11	2x; MR JaQuan Lyle (OHIO STATE - 2/4/16)
Field Goal Attempts	22	Carrington Love (GREEN BAY - 12/23/15)	20	Yogi Ferrell (INDIANA - 1/26/16)
Field Goal Pct. (min. 6 made)	.777 (7-9)	Ryan Spangler (at Oklahoma - 11/29/15)	.643 (9-14)	A.J. Hammons (PURDUE - 11/29/15)
3-Point Field Goals Made	6	Geno Crandall (NORTH DAKOTA - 11/17/15)	5	2x; MR Yogi Ferrell (INDIANA - 1/26/16)
3-Point Field Goal Attempts	12	Austin Arians (MILWAUKEE - 12/9/15)	11	Carrington Love (GREEN BAY - 12/23/15)
3-Point FG Pct. (min. 3 made)	1.000	3x; MR O.G. Anunoby (3-3 3FG, at Indiana - 1/5/16)	.833 (5-6)	Yogi Ferrell (INDIANA - 1/26/16)
Free Throws Made	9	Malcolm Hill (at Illinois - 1/31/16)	8	2x; MR Jordan Johnson (MILWAUKEE - 12/9/15)
Free Throw Attempts	11	Lavon Long (SIENA - 11/15/15)	10	2x; MR Malcolm Hill (at Illinois - 1/31/16)
Free Throw Pct. (min. 8 att.)	1.000 (8-8)	Jordan Johnson (MILWAUKEE - 12/9/15)	.900 (9-10)	Malcolm Hill (at Illinois - 1/31/16)
Total Rebounds	14	Ryan Spangler (at Oklahoma - 11/29/15)	13	Matt Costello (MICHIGAN STATE - 1/17/16)
Assists	5	5x; MR Denzel Valentine (MICHIGAN STATE - 1/17/16)	4	12x; MR JaQuan Lyle (OHIO STATE - 2/4/16)
Blocked Shots	4	Robert Carter (MARYLAND - 1/9/16)	3	2x; MR Tyler Roberson (at Syracuse - 12/2/15)
Steals	5	Michael Gbinije (at Syracuse - 12/2/15)	4	3x; MR Love, Small (GREEN BAY - 12/23/15)
Turnovers	5	5x; MR Thomas Bryant (INDIANA - 1/26/16)	4	12x; MR Yogi Ferrell (INDIANA - 1/26/16)
Fouls	5	13x; MR Three Hoosiers (INDIANA - 1/26/16)	4	35x; MR 3 Buckeyes (OHIO STATE - 2/4/16)

The Last Time Wisconsin...

Wisconsin Team

UW ranked No. 1 in AP Top 25: (2/19/07)
UW ranked in AP Top 25: No. 17 (11/2/15)
UW ranked in ESPN/USA Today Coaches Poll: No. 17 (11/2/15)
Played AP No. 1-ranked opponent: Win vs. Kentucky, 71-64 (4/4/15)
Defeated AP No. 1-ranked opponent: Kentucky, 71-64 (4/4/15)
Played AP No. 2-ranked opponent: Win at Indiana, 64-59 (1/15/13)
Defeated opponent ranked 3-10 by AP: No. 4 Michigan State, 77-76 (1/17/16)
Defeated opponent ranked 11-25 by AP: No. 19 Indiana, 82-79 (OT) (12/26/16)
Defeated AP Top 25 opponent on the road: No. 14 Syracuse, 66-58 (12/2/15)

Scoring

Scored 20 or more points: Nigel Hayes (21) vs. Ohio State (2/4/16)
Scored 30 or more points: 31, Nigel Hayes vs. Indiana (1/26/16)
Scored 40 or more points: 43, Frank Kaminsky vs. North Dakota (11/19/13)
Two or more Badgers scored 30 points, same game: Joe Franklin (31) and Chuck Nagle (30) vs. Purdue (3/2/68) — only other time this happened in school history was Jack Brens (31) and Ken Siebel (31) vs. Utah (12/28/62)
Two or more Badgers scored 20 points, same game: Nigel Hayes (31), Ethan Happ (25) vs. Indiana (1/26/16)
Three or more Badgers scored 20 points, same game: Jon Leuer (24), Josh Gasser (21), Jordan Taylor (20), vs. PVAMU (11/14/10)
Scored 20 or more points in one half: Frank Kaminsky (22 in 2nd) vs. North Dakota (11/19/13)
Scored 20 points/two straight games: Ethan Happ (20 vs. Penn State, 1/21/16; 25 vs. Indiana, 1/26/16)
Scored 20 points/three straight games: Frank Kaminsky (29 vs. Arizona, 3/28/15; 20 vs. Kentucky, 4/4/15; 21 vs. Duke, 4/6/15)
Scored 20 points/four straight games: Jordan Taylor (28 vs. Indiana, 1/20/11; 22 vs. Illinois, 1/15/11; 21 at Michigan State, 1/11/11; 20 vs. Michigan, 1/5/11)
Scored 30 points/two straight games: Michael Finley (30 at Michigan, 1/29/94; 32 vs. Michigan State, 2/2/94)
No Badger scored in double figures: vs. Marquette (12/8/12)
One Badger scored in double figures: Nigel Hayes (20) at Oklahoma (11/29/15)
Four players scored in double figures: Nigel Hayes (21), Bronson Koenig (13), Ethan Happ (12), Vitto Brown (12) vs. Ohio State (2/4/16)
Five players scored in double figures: Happ (17), Koenig (17), Brown (12), Hayes (11), Showalter (10) vs. North Dakota (11/17/15)
Six players scored in double figures: Bronson Koenig (16), Zak Showalter (14), Ethan Happ (12), Charlie Thomas (12), Vitto Brown (11), Nigel Hayes (10) vs. Prairie View A&M (11/25/15)
UW Scored 70 or more points: 79 vs. Ohio State (2/4/16)
UW Scored 80 or more points: 82 vs. Indiana (1/26/16)
UW Scored 90 or more points: 92 vs. Siena (11/15/15)
UW Scored 100 or more points: 103 vs. North Dakota (11/19/13)

Field Goal Shooting

Shot 90 percent or better (min. 10 att.): .900 (9-10), Carlton McGee vs. Michigan (2/26/92)
UW shot 50 percent or better: .521, vs. Indiana (1/26/16)
UW shot 60 percent or better: .604, vs. Indiana (2/3/15)
UW shot 70 percent or better: .744, vs. Army (12/30/79)
UW made 30 or more field goals: 31, vs. Rutgers (1/2/16)
UW made 40 or more field goals: 42, vs. Iowa (3/9/94)
UW made 50 or more field goals: Has not happened
UW attempted 60 or more field goals: 62, vs. Maryland (1/9/16)
UW attempted 70 or more field goals: 71, vs. Iowa (2/6/13)
UW attempted 80 or more field goals: 83, vs. Northwestern (1/28/95)
UW attempted 100 or more field goals: 102, vs. S. Dakota (12/9/72)

3-Point Field Goal Shooting

Made 5 or more 3-point field goals: 5, Sam Dekker vs. Arizona (3/28/15)
UW shot 40 percent or better (min. 8 att.): .481 vs. Ohio State (2/4/16)
UW shot 50 percent or better (min. 8 att.): .545 vs. Temple (12/5/15)
UW shot 60 percent or better (min. 8 att.): .667 vs. Arizona (3/28/15)
UW shot 70 percent or better (min. 8 att.): .727, at Indiana (2/25/10)
UW shot 80 percent or better (min. 8 att.): .889, vs. North Dakota St. (12/10/86)
UW shot 90 percent or better (min. 8 att.): .900, at Illinois (1/25/97)
UW made 10 or more 3-point field goals: 13, vs. Ohio State (2/4/16)
UW made 15 or more 3-point field goals: 16, vs. Presbyterian (11/20/12)
UW attempted 20 or more 3-point field goals: 27, vs. Ohio State (2/4/16)
UW attempted 30 or more 3-point field goals: 33, at Oklahoma (11/29/15)
UW attempted 40 or more 3-point field goals: 40, vs. Temple (12/3/01)

Double-Double / Triple-Double

Had a triple-double: Josh Gasser (10 pts., 12 reb., 10 ast.) at Northwestern (1/23/11)
Had a double-double (Pts./Ast.): Jordan Taylor (15 pts., 10 ast.) vs. Green Bay (12/7/11)
Had a double-double (Pts./Reb.): Ethan Happ (20 pts., 11 reb.) at Penn State (1/21/16)
Two with double-double: Happ (18 pts., 15 reb.) and Hayes (15 pts., 12 reb.) at Syracuse (12/2/15)

Free Throw Shooting

Perfect at the FT line (min. 10 att.): 12-12, Nigel Hayes vs. Michigan State (3/15/15)
UW shot 80 percent or better (min. 12 att.): .850, at Illinois (1/31/16)
UW shot 90 percent or better (min. 12 att.): .917, at Syracuse (12/2/15)
UW shot 100 percent (min. 12 att.): 14-14, at Michigan State (2/16/12)
UW made 20 or more free throws: 28, vs. Indiana (1/26/16)
UW made 30 or more free throws: 30, vs. Minnesota (2/13/14)
UW made 40 or more free throws: 40, vs. Minnesota (1/12/53)
UW attempted 30 or more free throws: 37, vs. Indiana (1/26/16)
UW attempted 40 or more free throws: 42, at Illinois (2/3/13)
UW attempted 50 or more free throws: 50, at Indiana (2/12/62)
UW attempted 60 or more free throws: 61, at Michigan (2/21/53)

Rebounds

Had 10 or more rebounds: 11, Ethan Happ at Penn State (1/21/16)
Had 15 or more rebounds: 16, Vitto Brown vs. TA&MUCC (12/15/15)
Had 20 or more rebounds: 25, Joe Chrnelich vs. St. Mary's (12/2/76)
Had 30 or more rebounds: 30, Paul Morrow vs. Purdue (1/3/53)
Had 10 or more reb. in consecutive games: Nigel Hayes: 11, 12, 12 (11/29/15 - 12/2/15 - 12/5/15)
UW had 40 or more rebounds: 46, vs. Green Bay (12/23/15)
UW had 50 or more rebounds: 51, at Syracuse (12/2/15)

Assists

Had 10 or more assists: 10, Jordan Taylor vs. Green Bay (12/7/11)
Had 15 or more assists: Has not happened
UW had 20 or more assists: 23, at Northwestern (1/4/15)
UW had 30 or more assists: 30, vs. Iowa (3/9/94)

Blocked Shots

Had 5 or more blocked shots: 6, Frank Kaminsky vs. Buffalo (12/28/14)
Had 10 or more blocked shots: Has not happened
UW had 10 or more blocked shots: 10, vs. Indiana (3/16/13)
UW had 15 or more blocked shots: Has not happened

Steals

Had 5 or more steals: 5, Ben Brust vs. Northwestern (1/29/14)
Had 10 or more steals: 10, Mike Kelley vs. Texas (12/7/99)
UW had 10 or more steals: 10, vs. Nicholls (12/13/14)
UW had 15 or more steals: 16, (2x) MR vs. California (12/2/12)

Turnovers

UW had 1 or fewer turnovers: 1, vs. Iowa (1/20/15)
UW had 5 or fewer turnovers: 4, vs. Western Illinois (11/13/15)
Opponent committed 15 or more turnovers: 19, vs. Indiana (1/26/16)
Opponent committed 20 or more turnovers: 21, vs. Nicholls (12/13/14)

Overtime

Won a game in overtime: vs. Indiana, (82-79), 12/26/15
Lost a game in overtime: at Minnesota (53-58), 2/14/13
Played a 2-overtime game: vs. Iowa (74-70), 2/6/13
Played a 3-overtime game: vs. Indiana (85-86), 2/16/87
Played in consecutive OT games: (3) vs. Iowa (2/6/13), vs. Mich. (2/9/13), at Minn. (2/14/13)

Miscellaneous

Hit a buzzer beater: at Indiana, 1/5/16 (Nigel Hayes nails 3-pointer just inside halfcourt, UW lost 59-58)
Won after trailing by at least 10 pts in second half: 11 vs. Michigan State, 3/15/15 (down 57-46, 7:45 remaining - won 80-69 in OT)
Won after trailing by at least 15 pts in second half: 15 vs. Ohio State, 2/12/11 (down 47-32, 13:21 remaining - won 71-67)
UW scored 10 straight points or more: 11-0 (20:00 to 16:10 1H), vs. Ohio State (2/4/16)
UW scored 15 straight points or more: 15-0 (13:25 to 7:58 1H), at Indiana (1/5/16)
UW held opponent scoreless for 5:00 or longer: 5:42 (3:04 1H to 17:22 2H), at Penn St.(1/21/16)
UW held opponent scoreless for 8:00 or longer: 9:17 (13:50 to 4:33 1H), vs. Green Bay (12/23/15)

2015-16 Season Statistics

Updated through February 4, 2015

Overall record: 14-9 Conf: 6-4 Home: 10-5 Away: 3-3 Neutral: 1-1

					Total		3-Point		F-Throw		Rebounds											
##	Player	gp-gs	min	avg	fg-fga	fg%	3fg-fga	3fg%	ft-fta	ft%	off	def	tot	avg	pf	dq	a	to	blk	stl	pts	avg
10	Hayes, Nigel	23-23	832	36.2	115-290	.397	24-79	.304	140-188	.745	52	86	138	6.0	48	0	81	52	10	27	394	17.1
24	Koenig, Bronson	23-23	795	34.6	104-263	.395	53-139	.381	47-59	.797	9	45	54	2.3	54	2	50	38	6	7	308	13.4
22	Happ, Ethan	23-23	649	28.2	109-198	.551	0-0	.000	65-102	.637	58	129	187	8.1	69	0	23	48	24	34	283	12.3
30	Brown, Vitto	23-22	534	23.2	77-192	.401	11-39	.282	33-43	.767	43	73	116	5.0	57	2	12	24	13	12	198	8.6
03	Showalter, Zak	23-23	738	32.1	58-126	.460	24-68	.353	32-36	.889	19	76	95	4.1	71	4	51	33	7	27	172	7.5
15	Thomas, Charlie	20-0	230	11.5	22-62	.355	3-10	.300	14-30	.467	16	30	46	2.3	27	0	3	5	7	5	61	3.1
11	Hill, Jordan	18-1	264	14.7	20-49	.408	11-29	.379	3-4	.750	8	19	27	1.5	18	0	12	13	1	4	54	3.0
21	Iverson, Khalil	22-0	314	14.3	23-49	.469	2-8	.250	17-29	.586	18	29	47	2.1	21	0	11	22	8	9	65	3.0
25	Illikainen, Alex	21-0	227	10.8	22-46	.478	7-19	.368	7-11	.636	12	21	33	1.6	23	0	10	7	1	6	58	2.8
35	Dearring, Riley	3-0	6	2.0	0-2	.000	0-2	.000	2-2	1.000	0	2	2	0.7	2	0	0	2	0	0	2	0.7
02	Smith, Jordan	5-0	7	1.4	1-1	1.000	0-0	.000	0-1	.000	1	0	1	0.2	0	0	0	1	0	0	2	0.4
05	Moesch, Aaron	10-0	43	4.3	1-2	.500	0-0	.000	2-2	1.000	2	3	5	0.5	4	0	1	1	0	2	4	0.4
20	Schlundt, T.J.	3-0	3	1.0	0-0	.000	0-0	.000	0-0	.000	0	0	0	0.0	0	0	1	0	0	0	0	0.0
00	Decorah, Will	2-0	2	1.0	0-0	.000	0-0	.000	0-0	.000	0	0	0	0.0	1	0	0	1	0	0	0	0.0
13	Bax, Jackson	2-0	2	1.0	0-0	.000	0-0	.000	0-0	.000	0	0	0	0.0	0	0	0	0	0	0	0	0.0
01	Pritzl, Brevin	1-0	4	4.0	0-0	.000	0-0	.000	0-0	.000	0	0	0	0.0	0	0	0	1	0	0	0	0.0
	Team										45	39	84		1			13				
	Total.....	23	4650		552-1280	.431	135-393	.344	362-507	.714	283	552	835	36.3	396	8	255	261	77	133	1601	69.6
	Opponents.....	23	4650		531-1237	.429	138-358	.385	293-414	.708	205	512	717	31.2	479	-	233	281	70	122	1493	64.9

TEAM STATISTICS	WIS	OPP
SCORING	1601	1493
Points per game	69.6	64.9
Scoring margin	+4.7	-
FIELD GOALS-ATT	552-1280	531-1237
Field goal pct	.431	.429
3 POINT FG-ATT	135-393	138-358
3-point FG pct	.344	.385
3-pt FG made per game	5.9	6.0
FREE THROWS-ATT	362-507	293-414
Free throw pct	.714	.708
F-Throws made per game	15.7	12.7
REBOUNDS	835	717
Rebounds per game	36.3	31.2
Rebounding margin	+5.1	-
ASSISTS	255	233
Assists per game	11.1	10.1
TURNOVERS	261	281
Turnovers per game	11.3	12.2
Turnover margin	+0.9	-
Assist/turnover ratio	1.0	0.8
STEALS	133	122
Steals per game	5.8	5.3
BLOCKS	77	70
Blocks per game	3.3	3.0
ATTENDANCE	259305	108989
Home games-Avg/Game	15-17287	6-12244
Neutral site-Avg/Game	-	2-17762

Score by Periods	1st	2nd	OT	Totals
Wisconsin	769	808	24	1601
Opponents	670	810	13	1493

	Date	Opponent		Score	Att.
	11/13/15	WESTERN ILLINOIS	L	67-69	17287
	11/15/15	SIENA	W	92-65	17287
	11/17/15	NORTH DAKOTA	W	78-64	17287
	11/20/15	vs Georgetown	L	61-71	18238
	11/22/15	vs VCU	W	74-73	17287
	11/25/15	PRAIRIE VIEW A&M	W	85-67	17287
	11/29/15	at Oklahoma	L	48-65	8988
	12/02/15	at Syracuse	Wot	66-58	22360
	12/05/15	TEMPLE	W	76-60	17287
	12/09/15	MILWAUKEE	L	67-68	17287
	12/12/15	MARQUETTE	L	55-57	17287
	12/15/15	TEXAS A&M-CORPUS CHR	W	64-49	17287
	12/23/15	GREEN BAY	W	84-79	17287
*	12/29/15	PURDUE	L	55-61	17287
*	01/02/16	RUTGERS	W	79-57	17287
*	01/05/16	at INDIANA	L	58-59	14098
*	01/09/16	MARYLAND	L	60-63	17287
*	01/12/16	at Northwestern	L	65-70	7264
*	01/17/16	MICHIGAN STATE	W	77-76	17287
*	01/21/16	at Penn State	W	66-60	7145
*	01/26/16	INDIANA	Wot	82-79	17287
*	01/31/16	at Illinois	W	63-55	13609
*	02/04/16	OHIO STATE	W	79-68	17287

* = Conference game