

FIGHTING ILLINI

2015-16 UNIVERSITY OF ILLINOIS FIGHTING ILLINI BASKETBALL



Game #27 // Illinois (12-14, 4-9) at Wisconsin (16-10, 8-5)
Feb. 21, 2016 // 6:30 p.m. CT // Madison, Wis. // Kohl Center (17,287)

TV: BTN – Brian Anderson (Play-By-Play), Jon Crispin (Analyst) // **Internet Stream:** BTN2Go.com

Radio: Fighting Illini Sports Network – Brian Barnhart (Play-By-Play), Jerry Hester (Analyst) // **Satellite Radio:** Sirius – 81, XM – 81

ILLINOIS 2015-16 SCHEDULE & RESULTS

DATE	OPPONENT	TIME/RESULT	TV/STREAK
NOVEMBER (3-4)			
13	North Florida	81-93	L-1
15	North Dakota State	80-74	W-1
18	at Providence [1]	59-60	L-1
21	Chattanooga [2]	77-81	L-2
23	Chicago State [2]	82-79	W-1
27	vs. UAB [3]	72-58	W-2
28	vs. #4/5 Iowa State [3]	73-84	L-1
DECEMBER (5-2)			
2	NOTRE DAME [4]	79-84	L-2
5	WESTERN CAROLINA	80-68	W-1
9	YALE	69-65	W-2
12	vs. UIC [5]	83-79	W-3
19	SOUTH DAKOTA	91-79	W-4
23	vs. Missouri [6]	68-63	W-5
30	MICHIGAN	68-78	L-1
JANUARY (2-6)			
3	at Ohio State	73-75	L-2
7	at #5/5 Michigan State	54-79	L-3
10	#20/18 PURDUE	84-70	W-1
16	NEBRASKA	67-78	L-1
19	at #25/23 Indiana	69-103	L-2
23	at Minnesota	76-71 (OT)	W-1
28	OHIO STATE	63-68 (OT)	L-1
31	WISCONSIN	55-63	L-2
FEBRUARY (2-2)			
3	at Rutgers	110-101 (3OT)	W-1
7	#5/7 IOWA	65-77	L-1
13	at Northwestern	56-58	L-2
16	RUTGERS	82-66	W-1
21	at Wisconsin	6:30 p.m.	BTN
25	#22/21 INDIANA	8 p.m.	ESPN
28	MINNESOTA	7 p.m.	BTN
MARCH (0-0)			
3	at #6/5 Maryland	6 p.m.	ESPN
6	at Penn State	11 a.m.	BTN
9-13	at Big Ten Tournament [7]	TBD	TBD

All Times Listed are Central

Bold - Prairie Capital Convention Center; Springfield, Ill.

BOLD CAPS - State Farm Center; Champaign, Ill.

[1] - Inaugural Gavitt Tipoff Games

[2] - Emerald Coast Classic

[3] - Emerald Coast Classic - The Arena; Niceville, Fla.

[4] - Big Ten/ACC Challenge

[5] - United Center; Chicago

[6] - Bud Light Braggin' Rights - Scottrade Center; St. Louis

[7] - Bankers Life Fieldhouse; Indianapolis

PROBABLE STARTERS (FROM THE PREVIOUS GAME)

Pos.	No.	Name	Ht.	Wt.	Yr.	PPG	RPG	APG	Other
G	3	Khalid Lewis	6-3	185	Gr.	3.7	1.7	3.1	2.7 A/TO
G	5	Jalen Coleman-Lands	6-3	180	Fr.	9.8	1.8	0.8	40.6% 3FG
G	25	Kendrick Nunn	6-3	190	Jr.	16.5	5.3	1.7	2.9 3FG/G
G	21	Malcolm Hill	6-6	220	Jr.	18.5	6.7	3.5	80.8% FT
C	22	Maverick Morgan	6-10	245	Jr.	7.6	2.9	0.5	58.7% FG

OFF THE BENCH

Pos.	No.	Name	Ht.	Wt.	Yr.	PPG	RPG	APG	Other
G	0	D.J. Williams	6-7	200	Fr.	2.2	1.5	0.3	10.4 MPG
G	1	Jaylon Tate	6-3	170	Jr.	2.1	1.3	2.6	2.9 A/TO
F	12	Leron Black	6-7	220	So.	4.4	4.4	0.6	Injured knee
G	23	Aaron Jordan	6-5	190	Fr.	3.7	1.0	0.5	19 3FG
C	33	Mike Thorne Jr.	6-11	270	Gr.	12.9	8.5	0.3	Injured knee
F	43	Michael Finke	6-10	220	r-Fr.	8.3	4.0	1.1	38% 3FG
G	44	Alex Austin	6-4	185	r-Jr.	1.6	1.5	0.7	10.9 MPG
F	45	Cameron Liss	6-6	215	So.	0.0	0.0	0.3	3 G

SITTING OUT

Pos.	No.	Name	Ht.	Wt.	Yr.	PPG	RPG	APG
F	2	Kipper Nichols &	6-6	220	Fr.	—	—	—
G	10	Mike LaTulip #	6-1	170	Sr.	1.6	0.6	0.0
G	13	Tracy Abrams %	6-2	185	Gr.	10.7	3.5	3.2

& Nichols joined the team during semester break and is sitting out per transfer rules.

LaTulip's stats are from 2014-15. He is redshirting to retain final year as graduate transfer.

% Abrams' stats are from 2013-14. He is out for the season after tearing Achilles in July.

HEAD COACH JOHN GROCE

Career Record: 159-112/.587 (8th year)

At Illinois: 74-56/.569 (4th year)

Big Ten: 28-39/.418

SERIES NOTES VS. WISCONSIN

Series Record: Illinois leads 110-83

Series Streak: Wisconsin W-9

Record at Madison: Wisconsin leads 55-39

Series Streak at Madison: Wisconsin W-5

Last Meeting: Wisconsin 63, Illinois 55 // Jan. 31, 2016 at Champaign

(Box Score & Game Recap on Page 4)

Groce vs. Wisconsin: 0-6

Opening Tips

• The Illini are looking to win consecutive Big Ten games since closing out last year's home schedule with back-to-back victories over Northwestern (86-60, Feb. 25) and Nebraska (69-57, March 4).

• While Illinois has not won in Madison since 2010, the Illini have recorded four victories at Kohl Center, tied with Purdue and topped only by Michigan State and Ohio State (five wins apiece) for the most wins by a visitor since the opening of Wisconsin's arena. The Illini won three times at Kohl Center during former UW Coach Bo Ryan's tenure (2002, 2005, 2006), tied with Purdue for the most victories by an opponent from 2002-2015.

Coaches Powering Forward for Autism

Feb. 19-21 is the third annual Coaches Powering Forward for Autism Weekend in college basketball. **John Groce** and the Illini staff will join hundreds of coaches from across the country by wearing blue Autism Speaks puzzle piece pins on their suits. Towson head coach Pat Skerry and Georgia Tech assistant coach Tom Herrion both have sons on the autism spectrum, and in 2014 they started a nationwide campaign among the coaching fraternity to raise awareness about the disorder. Illinois strength and conditioning coach **Adam Fletcher** spent the last three years on Skerry's staff at Towson and also will wear a blue bow tie recognizing Skerry's son, Owen.

ILLINOIS ATHLETICS COMMUNICATION

Address: 1700 S. Fourth St., Champaign, IL 61820

Office: 217-333-1391

Basketball SID: Derrick Burson

Email: burson@illinois.edu

Office: 217-333-0933 // **Cell:** 217-766-7315

Twitter: @IlliniMBB

Website: FIGHTINGILLINI.com

2015-16 ILLINOIS NUMERICAL ROSTER

No.	Name	Pos.	Ht.	Wt.	Yr.	Hometown	Notable
0	D.J. Williams	G	6-7	200	Fr.	Chicago, Ill.	Top-100 recruit is third Simeon High School product on current Illini roster
1	Jaylon Tate	G	6-3	170	Jr.	Chicago, Ill.	Led team in assists and free throw shooting last season
2	Kipper Nichols	F	6-6	220	Fr.	Cleveland, Ohio	Ohio Basketball Coaches Association 2015 Div. I Player of the Year
3	Khalid Lewis	G	6-3	185	Gr.	Trenton, N.J.	Transfer averaged 6.0 points and 2.2 assists last year at La Salle
5	Jalen Coleman-Lands	G	6-3	180	Fr.	Indianapolis, Ind.	Consensus top-40 recruit selected to 2015 Jordan Brand Classic
10	Mike LaTulip	G	6-1	175	Sr.	Arlington Heights, Ill.	Redshirting to retain final year of eligibility as graduate transfer
12	Leron Black	F	6-7	220	So.	Memphis, Tenn.	Averaged 5.0 points and 4.3 rebounds as a freshman
13	Tracy Abrams	G	6-2	185	Gr.	Chicago, Ill.	Sidelined for second straight season after tearing Achilles tendon in July
21	Malcolm Hill	G	6-6	220	Jr.	Fairview Heights, Ill.	Honorable mention All-Big Ten pick averaged 14.4 points last year
22	Maverick Morgan	C	6-10	245	Jr.	Springboro, Ohio	Back-up center averaged 2.5 points as a sophomore
23	Aaron Jordan	G	6-5	190	Fr.	Plainfield, Ill.	Plainfield East's all-time leading scorer and 3-point shooter
25	Kendrick Nunn	G	6-3	190	Jr.	Chicago, Ill.	Averaged 11.1 points last year and led Illini with 54 three-pointers
33	Mike Thorne Jr.	C	6-11	270	Gr.	Fayetteville, N.C.	Transfer averaged 10.1 points and 7.3 rebounds last year at Charlotte
43	Michael Finke	F	6-10	230	r-Fr.	Champaign, Ill.	Two-time <i>Champaign News-Gazette</i> All-Area Player of the Year
44	Alex Austin	G	6-4	185	r-Jr.	Chicago, Ill.	Eligible transfer averaged 7.0 points as a sophomore at Eastern Illinois
45	Cameron Liss	F	6-6	215	So.	Northbrook, Ill.	Walk-on in second season with Illini

Head Coach: John Groce (4th year at Illinois, 8th year overall)

Assistant Coaches: Dustin Ford (4th year), Paris Parham (4th year), Jamall Walker (4th year)

Special Assistant to the Head Coach: Darren Hertz (1st year)

Director of Basketball Operations: Mark Morris (4th year)

Graduate Managers: Walter Offutt (2nd year), James Haring (2nd year)

Strength and Conditioning Coach: Adam Fletcher (1st year)

Athletic Trainer: Paul Schmidt (4th year with men's basketball, 10th year at Illinois)

Players Pronunciation

Leron BLACK	le-RON
Michael FINKE	FEEN-kee
Mike LATULIP	la-TOO-lip
KHALID Lewis	kah-LEED
JAYLON Tate	JAY-len

Coaches Pronunciation

John GROCE	GROHS
Paris PARHAM	PAR-ham

2015-16 BIG TEN STANDINGS (THROUGH FEB. 18)

	Big Ten	Overall
1. Indiana	11-3	21-6
Iowa	11-3	20-6
3. Maryland	10-4	22-5
4. Michigan State	9-5	22-5
Purdue	9-5	21-6
Michigan	9-5	19-8
Ohio State	9-5	17-10
8. Wisconsin	8-5	16-10
9. Nebraska	6-8	14-13
10. Northwestern	5-9	17-10
11. Penn State	4-9	13-13
ILLINOIS	4-9	12-14
13. Minnesota	1-13	7-19
14. Rutgers	0-13	6-20

THIS WEEK IN THE BIG TEN (ALL TIMES CT)

Tuesday, Feb. 16

Ohio State def. Michigan	76-66
Purdue def. Northwestern	71-61
Illinois def. Rutgers	82-66

Wednesday, Feb. 17

Penn State def. Iowa	79-75
Indiana def. Nebraska	80-64

Thursday, Feb. 18

Minnesota def. Maryland	68-63
Michigan State def. Wisconsin	69-57

Saturday, Feb. 20

Penn State at Rutgers	Noon	ESPNU
Ohio State at Nebraska	6 pm	BTN
Purdue at Indiana	7:30 pm	ESPN

Sunday, Feb. 21

Michigan at Maryland	Noon	CBS
Illinois at Wisconsin	6:30 pm	BTN

Stepping Up

While **Malcolm Hill** and **Kendrick Nunn** have carried the Illini scoring load most of the season, other options have emerged recently. **Jalen Coleman-Lands**, **Maverick Morgan** and **D.J. Williams** have combined for 48.2 percent of Illinois' scoring over the last four games by averaging 37.8 points on 55 percent shooting, a strong improvement over their production prior to this stretch:

Player	PTS	Last Four Games			First 22 Games	
		PPG	FG-A	FG%	PPG	FG%
Coleman-Lands	64	16.0	21-46	.457	8.7	.380
Morgan	59	14.8	28-44	.636	6.3	.566
Williams	28	7.0	11-19	.579	1.1	.250
Total	151	37.8	60-109	.550	16.1	.437

Select Company

Malcolm Hill leads the Illini in scoring (18.5 ppg), rebounding (6.7 rpg) and assists (3.5 apg). He is joined by Michigan's Derek Walton as the only Big Ten players to lead their teams in all three categories this season. Hill is vying to become just the second Fighting Illini player ever to rank first in scoring, rebounding and assists in the same season. The first Illini to accomplish the feat (dating back to the start of assists record keeping in 1974) was Rick Schmidt in 1975. During Schmidt's junior season, he led the Illini with averages of 20.2 points, 5.3 rebounds and 2.8 assists.

Big Two

Juniors **Malcolm Hill** and **Kendrick Nunn** are leading the charge for the Illini offensive attack, ranking as the second-highest scoring duo in the Big Ten, and seventh-highest among the six major conferences this season. Here is a current ranking of the top scoring duos from each of the power six leagues:

1. 38.9 points	Buddy Hield (25.2 ppg) & Isaiah Cousins (13.7 ppg)	Oklahoma	Big 12
2. 38.0 points	Grayson Allen (20.7 ppg) & Brandon Ingram (17.3 ppg)	Duke	ACC
3. 37.6 points	Ben Bentil (20.3 ppg) & Kris Dunn (17.3 ppg)	Providence	Big East
4. 35.6 points	Jamal Murray (19.2 ppg) & Tyler Ullis (16.4 ppg)	Kentucky	SEC
5. 35.2 points	Andrew Andrews (20.4 ppg) & Dejeunte Murray (14.8 ppg)	Washington	Pac-12
6. 35.1 points	Jarrod Uthoff (18.8 ppg) & Peter Jok (16.3 ppg)	Iowa	Big Ten
7. 35.0 points	Malcolm Hill (18.5 ppg) & Kendrick Nunn (16.5 ppg)	Illinois	Big Ten
8. 34.8 points	Stefan Moody (22.8 ppg) & Sebastian Saiz (12.0 ppg)	Mississippi	SEC

Hill Named Finalist for Jerry West Award

Illini junior **Malcolm Hill** is one of 10 finalists for the Jerry West Shooting Guard of the Year Award, presented by the Naismith Memorial Basketball Hall of Fame. Joining Hill on the list are Buddy Hield (Oklahoma), Caris LeVert

Ticket Information

Tickets are still available for every Fighting Illini men's basketball home game at State Farm Center. Single-game tickets can be purchased online at FIGHTINGILLINI.com, by phone at 1-866-ILLINI-1, or in person at the Illinois Ticket Office in the West Grand Entrance of State Farm Center.

ILLINI RECORD UNDER JOHN GROCE

	2015-16	Total			
Plays at home	5-6	38-18	Wears white uniforms	5-3	38-12
Plays on the road	2-5	15-27	Wears orange uniforms	4-3	15-15
Plays at neutral site	5-3	18-11	Wears blue uniforms	2-4	16-22
Plays at United Center	1-0	4-3	Wears gray uniforms	1-1	2-3
Big Ten record	4-9	28-39	Wears throwback uniforms	0-3	2-4
Big Ten at home	2-5	17-17	Regular-season tournaments	2-2	14-2
Big Ten on the road	2-4	11-22	NCAA Tournament	0-0	1-1
When Ranked (AP)	0-0	8-8	NIT	0-0	1-2
Plays a ranked (AP) opponent	1-4	9-24	Big Ten Tournament	0-0	2-3
Plays a Top-10 (AP) opponent	0-3	3-13	In November	3-4	24-4
Wins the game before	5-6	43-29	In December	5-2	19-9
Loses the game before	7-7	27-26	In January	2-6	9-22
Leading at the half	8-3	52-13	In February	2-2	14-11
Tied or trailing at the half	4-11	22-43	In March	0-0	8-10
Shoots 45% or better	8-2	32-5	Plays during the day	4-3	23-18
Shoots less than 45%	4-12	41-51	Plays at night (5 pm or after start)	8-11	51-38
Opp. shoots less than 45%	7-6	59-24	Margin is 5 points or less	5-6	23-12
Opp. shoots 45% or better	5-8	14-33	Margin is 6-10 points	2-2	14-22
Shoots same or better than opp.	7-2	48-5	Margin is 11-20 points	5-4	24-16
Shoots worse than opp.	5-12	25-51	Margin is more than 20	0-2	13-6
Shoots same or more FT than opp.	11-6	54-16	Scores 59 points or less	0-4	6-25
Shoots fewer FT than opp.	1-8	19-40	Scores 60-69 points	2-5	24-19
Makes same or more FT than opp.	10-6	55-17	Scores 70-79 points	2-4	19-11
Makes fewer FT than opp.	2-8	18-39	Scores 80-89 points	6-1	19-1
Tied or leads in rebounding	6-3	44-16	Scores 90-99 points	1-0	3-0
Trails in rebounding	6-11	30-40	Scores 100+ points	1-0	3-0
Scores same or more bench points	7-6	42-20	Overtime	2-1	5-2
Scores fewer bench points	5-8	32-35	On BTN	4-7	31-31
Has equal or fewer TOs than opp.	11-10	63-33	On ESPN	0-2	4-12
Has more TOs than opp.	1-4	11-22	On ESPN2	1-2	10-8
Scores 70 or more points	10-5	43-12	On ESPNNU	0-0	2-0
Has 15+ assists	6-3	19-5	On TNT	0-0	1-1
Has a 20+ point scorer	10-7	37-24	On FS1	0-1	2-1
			On CBS	0-0	0-1

(Michigan), Grayson Allen (Duke), Jalen Jones (Texas A&M), Malcolm Brogdon (Virginia), Sheldon McClellan (Miami), Josh Hart (Villanova), AJ English (Iona) and Julian Jacobs (USC). The list will be narrowed to five in March, with the recipient chosen by West and the Hall of Fame's selection committee. The winner of the Jerry West Award will be presented on April 8 at the ESPN College Basketball Awards Show.

Illini Trends

- Illinois has started 13 different lineups this season.
- Illinois' turnover rate of 14.4 percent ranks sixth nationally, and the Illini rank 15th in the NCAA in fewest turnovers per game (10.2 avg.).
- Illinois ranks 10th nationally in defensive free throw rate (26.2).
- Junior **Malcolm Hill** has scored in double figures in all but one game this season. His streak of 29 straight games in double digits was snapped last Saturday at Northwestern (7 points). Hill began a new streak on Tuesday, scoring a game-high 22 points in the win over Rutgers.
- **Hill** currently ranks third in the Big Ten in scoring with an average of 18.5 points. His average is the highest by an Illini since Brian Cook led the Big Ten in scoring in 2003 (20.0 ppg).
- **Hill** scored his 1,000th career point at Minnesota (Jan. 23), becoming the 47th player in Fighting Illini history to reach the 1,000-point milestone. He now ranks 41st on the all-time UI list with 1,111 points (tied with Deron Williams).
- **Hill** has 17 career games of 20+ points, with 13 this season, including six of the last 10 games (30 vs. Purdue, 20 at Indiana, 28 at Minnesota, 22 vs. Wisconsin, 32 at Rutgers).
- Over the last 10 games, **Hill** is averaging 20.4 points (204).
- **Hill** leads the Big Ten and ranks 15th in the NCAA in made free throws (156). He is second in the conference (behind Wisconsin's Nigel Hayes) and 24th nationally in free throw attempts (193).
- **Hill** has 10 games this season with at least nine free throw attempts. Over the last 10 games, he has gotten to the line 101 times – averaging 10.1 attempts per game – and is scoring 7.9 points at the line (79 made).

TOP 25 NATIONAL RANKINGS

ASSOCIATED PRESS POLL (FEB. 15)

Rk.	School	Record	Points	Previous
1	Villanova (44)	22-3	1,601	1
2	Kansas (21)	21-4	1,578	6
3	Oklahoma	20-4	1,471	3
4	<i>Iowa</i>	<i>20-5</i>	<i>1,349</i>	4
5	North Carolina	21-4	1,343	9
6	<i>Maryland</i>	<i>22-4</i>	<i>1,248</i>	2
7	Virginia	20-5	1,188	7
8	Xavier	22-3	1,174	5
8	<i>Michigan State</i>	<i>21-5</i>	<i>1,174</i>	8
10	West Virginia	20-5	1,094	10
11	Miami	20-4	1,036	12
12	Arizona	21-5	823	17
13	<i>Iowa State</i>	<i>18-7</i>	<i>742</i>	14
14	Kentucky	19-6	692	22
15	Dayton	21-3	681	19
16	Oregon	20-6	529	11
17	<i>Purdue</i>	<i>20-6</i>	<i>497</i>	18
18	Louisville	19-6	494	13
19	<i>Notre Dame</i>	<i>18-7</i>	<i>489</i>	-
20	Duke	19-6	462	-
21	SMU	21-3	441	16
22	<i>Indiana</i>	<i>20-6</i>	<i>232</i>	-
23	<i>Providence</i>	<i>19-7</i>	<i>125</i>	20
24	Texas	16-9	123	24
25	Baylor	18-7	97	21

USA TODAY COACHES POLL (FEB. 15)

Rk.	School	Record	Points	Previous
1	Villanova (25)	22-3	785	1
2	Kansas (7)	21-4	764	6
3	Oklahoma	20-4	680	3
4	North Carolina	21-4	674	8
5	<i>Maryland</i>	<i>22-4</i>	<i>636</i>	2
6	<i>Iowa</i>	<i>20-5</i>	<i>624</i>	5
7	Xavier	22-3	615	4
8	Virginia	20-5	579	7
9	<i>Michigan State</i>	<i>21-5</i>	<i>560</i>	9
10	Miami	20-4	558	11
11	West Virginia	20-5	488	10
12	Arizona	21-5	425	14
13	Dayton	21-3	382	17
14	Kentucky	19-6	346	21
15	<i>Iowa State</i>	<i>18-7</i>	<i>319</i>	15
16	<i>Purdue</i>	<i>20-6</i>	<i>298</i>	16
17	Oregon	20-6	259	12
18	<i>Notre Dame</i>	<i>18-7</i>	<i>203</i>	-
19	Duke	19-6	183	-
20	<i>Providence</i>	<i>19-7</i>	<i>161</i>	17
21	<i>Indiana</i>	<i>20-6</i>	<i>154</i>	22
22	Baylor	18-7	109	19
23	South Carolina	21-4	108	20
24	Texas A&M	18-7	106	13
25	Texas	16-9	73	25

ILLINI WEEK-BY-WEEK RANKINGS

	AP	Coaches		AP	Coaches
Preseason	-	-	Jan. 18	-	-
Nov. 16	-	-	Jan. 25	-	-
Nov. 23	-	-	Feb. 1	-	-
Nov. 30	-	-	Feb. 8	-	-
Dec. 7	-	-	Feb. 15	-	-
Dec. 14	-	-	Feb. 22	-	-
Dec. 21	-	-	Feb. 29	-	-
Dec. 28	-	-	March 7	-	-
Jan. 4	-	-	March 14	-	-
Jan. 11	-	-	Final	-	-

JAN. 31, 2016

WISCONSIN 63, ILLINOIS 55

STATE FARM CENTER // CHAMPAIGN, ILL.

Official Basketball Box Score -- Game Totals -- Final Statistics
Wisconsin vs Illinois
 01/31/16 6:30 p.m. at State Farm Center, Champaign, Ill.

Wisconsin 63 • 13-9, 5-4

#	Player	Total		3-Ptr		Rebounds		PF	TP	A	TO	Bk	Stl	Min
		FG-FGA	FG-FGA	FT-FTA	Off Def Tot									
10	Hayes, Nigel	5-12	0-2	7-8	0 3 3	1	17	2	2	0	1	38		
22	Happ, Ethan	3-6	0-0	0-2	3 6 9	3	6	1	2	0	2	22		
03	Showalter, Zak	2-7	0-4	4-4	1 6 7	3	8	0	1	0	1	37		
11	Hill, Jordan	1-4	0-1	0-0	1 4 5	1	2	2	2	0	0	29		
24	Koenig, Bronson	4-10	1-3	2-2	0 3 3	5	11	1	1	0	1	27		
05	Moesch, Aaron	0-0	0-0	0-0	0 1 1	1	0	0	1	0	0	3		
21	Iverson, Khalil	3-4	0-0	4-4	2 3 5	1	10	2	2	1	1	30		
25	Illikainen, Alex	0-0	0-0	0-0	0 0 0	0	0	0	0	0	0	6		
30	Brown, Vitto	4-7	1-4	0-0	0 1 1	1	9	0	1	0	0	12		
	Team				2 1 3									
	Totals	22-50	2-14	17-20	9 28 37	16	63	8	12	1	6	200		

FG % 1st Half: 16-31 51.6% 2nd half: 6-19 31.6% Game: 22-50 44.0%
 3FG % 1st Half: 1-9 11.1% 2nd half: 1-5 20.0% Game: 2-14 14.3%
 FT % 1st Half: 0-0 0.0% 2nd half: 17-20 85.0% Game: 17-20 85.0%

Illinois 55 • 10-12, 2-7

#	Player	Total		3-Ptr		Rebounds		PF	TP	A	TO	Bk	Stl	Min
		FG-FGA	FG-FGA	FT-FTA	Off Def Tot									
43	Finke, Michael	1-6	1-3	0-0	2 1 3	2	3	0	1	0	1	17		
01	Tate, Jaylon	0-1	0-0	0-0	0 2 2	1	0	2	1	0	0	19		
21	Hill, Malcolm	6-12	1-3	9-10	0 3 3	0	22	1	3	0	0	38		
23	Jordan, Aaron	3-4	1-1	0-0	1 2 3	3	7	0	2	0	1	15		
25	Nunn, Kendrick	5-14	3-6	2-3	0 3 3	3	15	1	1	0	1	37		
00	Williams, D.J.	0-0	0-0	0-0	0 0 0	2	0	0	0	0	0	4		
03	Lewis, Khalid	0-4	0-0	0-0	1 0 1	0	0	2	0	0	1	21		
05	Coleman-Lands, Jalen	1-4	0-1	0-0	0 2 2	2	2	0	0	0	1	17		
22	Morgan, Maverick	2-5	0-0	2-2	0 4 4	3	6	0	2	0	0	27		
44	Austin, Alex	0-0	0-0	0-0	0 1 1	1	0	0	0	0	1	5		
	Team				1 2 3									
	Totals	18-50	6-14	13-15	5 20 25	17	55	6	11	0	6	200		

FG % 1st Half: 10-25 40.0% 2nd half: 8-25 32.0% Game: 18-50 36.0%
 3FG % 1st Half: 4-8 50.0% 2nd half: 2-6 33.3% Game: 6-14 42.9%
 FT % 1st Half: 4-5 80.0% 2nd half: 9-10 90.0% Game: 13-15 86.7%

Officials: Lamont Simpson, John Higgins, Eric Curry
 Technical fouls: Wisconsin-None. Illinois-None.
 Attendance: 13609

Score by periods	1st	2nd	Total
Wisconsin	33	30	63
Illinois	28	27	55

Last FG - WIS 2nd-02:07, ILL 2nd-00:24.
 Largest lead - WIS by 10 2nd-07:18, ILL by 8 1st-10:22.
 WIS led for 24:56. ILL led for 13:10. Game was tied for 01:54.

Points	In	Off	2nd	Fast	Bench
WIS	22	10	7	2	19
ILL	8	11	2	0	8

Score tied - 0 times.
 Lead changed - 1 time.

Looking Back at the Last Illinois-Wisconsin Game

• Wisconsin 63, Illini 55 (Jan. 31, 2016 at Champaign)

Illinois was unable to maintain its lead after a strong start, going cold offensively in a loss to Wisconsin at State Farm Center.

The Illini jumped out to an 18-10 advantage and led for the game's first 15 minutes, before a late 8-2 run by the visitors gave the Badgers a 33-28 edge at halftime. Illinois pulled within one possession three times during the second half before Wisconsin extended its lead to 10 with five minutes remaining. The Illini cut that deficit in half down the stretch, trailing 55-50 with one minute left. A fullcourt press caused Wisconsin to call two separate timeouts before they were able to inbound the ball. Illinois was forced to foul, and the Badgers went a perfect 8-for-8 at the free throw line in the final 57 seconds to close it out.

While the Illini made 6-of-14 from 3-point range, they struggled inside the arc, connecting on just 12-of-36 two-pointers. That offset solid Illini defense, especially in the second half, as the Badgers shot just 6-of-19 and made only one basket in the game's final 10 minutes.

Malcolm Hill led the team in scoring with a game-high 22 points while **Kendrick Nunn** was the only other Illini in double figures, finishing with 15 points.

Current Illini vs. Wisconsin

Malcolm Hill (4 G): 9.8 ppg (39), 1.8 rpg (7)

Highlights: Game-high 22 points earlier this season at Champaign ... Team-high 15 points last year at Madison.

Kendrick Nunn (4 G): 8.5 ppg (34), 2.0 rpg (8)

Highlights: 15 points earlier this season at Champaign ... Seven points and three rebounds last year at Madison ... Eight points in 2014 at Madison.

Tracy Abrams (6 G): 7.7 ppg (46), 2.3 rpg (14)

Highlights: Eight points in 2014 at Champaign ... Eight points in 2014 at Madison ... 10 points and four rebounds in 2013 at Champaign ... Nine points and four boards in 2013 at Madison ... Nine points in 2012 at Champaign.

Maverick Morgan (4 G): 2.8 ppg (11), 2.0 rpg (8)

Highlights: Six points earlier this season in Champaign ... Five points in 2014 at Madison.

Aaron Jordan (1 G): 7 pts, 3 reb

Jaylon Tate (4 G): 6 pts, 2 reb

Michael Finke (1 G): 3 pts, 3 reb

Mike LaTulip (4 G): 2 pts, 0 reb

Alex Austin (1 G): 0 pts, 1 reb

D.J. Williams (1 G): 0 pts, 0 reb

Leron Black (1 G): 0 pts, 0 reb

Cameron Liss (1 G): 0 pts, 0 reb

- **Hill** has grabbed at least eight rebounds in six of the last seven games – reaching double figures four times – and is averaging 9.4 rpg over this stretch (66).
- **Hill** leads the Illini in assists on the season with an average of 3.5 apg (12th in Big Ten), after entering the year with a career average of 1.0 assists.
- **Hill** is averaging 5.0 assists over the last four games (20), led by a career-high eight assists last Saturday vs. Northwestern.
- Junior **Kendrick Nunn** has scored in double figures in 19 of the 20 games he has played in, averaging 16.5 points (seventh in Big Ten).
- **Nunn** has five games of 20+ points this season, including three times in Big Ten play (23 vs. Michigan, 22 vs. Purdue, 24 vs. Ohio State).
- **Nunn** has drained 58 three-pointers in his 20 games, surpassing his total of 54 treys in 33 games last year. His current average of 2.9 made threes per game ranks third in the Big Ten.
- **Nunn's** average of 2.90 three-pointers is challenging for the Illini season school record. The current mark is 3.00 set by Cory Bradford in 2000 (96 made in 32 games).
- Freshman **Jalen Coleman-Lands** leads all Big Ten freshmen with 65 made three-pointers this season. He is on pace to break the Illinois record by a true freshman of 69 treys, set by D.J. Richardson in 2010. The record by an Illini redshirt freshman is 85 by Cory Bradford in 1999.
- **Coleman-Lands** is fourth on the team in scoring, averaging 9.8 points. The last Illini to average double figures as a freshman was D.J. Richardson in 2010 (10.5 ppg).
- **Coleman-Lands** has scored in double figures in three of the last four games, averaging 16.0 points over this stretch (64).
- **Coleman-Lands** has knocked down 18 treys over the last four games on 42.9 percent shooting from behind the arc (18-42).
- Junior **Maverick Morgan** ranks third in the Big Ten in field goal percentage, shooting 58.7 percent on the season.
- **Morgan** has scored in double figures in each of the last four games, averaging 14.8 points (59) and 5.8 rebounds (23) while shooting 63.6 percent (28-44). During this stretch he set his career high in scoring with 20 points at Rutgers (Feb. 3) and twice tied his season high in rebounding with seven boards vs. Iowa (Feb. 7) and at Northwestern (Feb. 13).
- Freshman **D.J. Williams** has shown rapid improvement over the last four games, seeing his playing time increase to 18.3 minutes per game (73) and averaging 7.0 points (28) on 57.9 percent shooting (11-19).

Battling Through Adversity

Seven different Illini players have combined to miss a total of 77 games due to injuries and other circumstances so far this season. The only contest where Illinois has had its full roster available (not counting **Tracy Abrams**) for the entirety of the game was the 72-58 victory over UAB on Nov. 27.

With the list of available players changing from one game to the next, Coach John Groce has used 13 different starting lineups.

On six occasions the Illini have had as few as eight scholarship players available, including four times in Big Ten play (Michigan, at Ohio State, at Michigan State, at Rutgers).

The Illini are currently without three projected starters with Abrams, Black and Thorne all sidelined.

Taking Care of the Rock

Illinois has been one of the best teams in the country under Coach John Groce in taking care of the basketball. Last year's team set a school record for fewest turnovers, averaging just 9.9 per game. That broke the previous school mark of 10.4 per game set by Groce's 2014 squad.

This year the Illini are on pace to challenge the school record again this year, currently averaging 10.2 turnovers. Illinois ranks third in the Big Ten and 15th nationally in fewest turnovers. And Illinois ranks second in the conference with a +3.0 turnover margin (18th in NCAA).

Getting it Done at the Line Again

Illinois leads the Big Ten in free throw shooting during league play at 77 percent, connecting on 194-of-252. Illinois led the conference in free throw shooting last year as well, making 81 percent in Big Ten games.

The Illini led the entire NCAA in free throw accuracy last season (all games), setting a school record at 79.4 percent to break the previous UI record by five percentage points.

3-Point Improvement

The Illini have increased their production from behind the arc in recent weeks. Illinois has made an average of 8.8 threes per game over the last 20 games (176), a vast improvement over the average of 6.5 made threes through the first six games (39). The Illini have hit at least nine threes 13 times during this stretch, including 11 of the last 16 contests.

Newcomers Playing Prominent Role

Illinois has seven newcomers who have all factored into the rotation this season in graduate transfers **Khalid Lewis** and **Mike Thorne Jr.**, junior transfer **Alex Austin**, redshirt freshman **Michael Finke** and true freshmen **Jalen Coleman-Lands**, **Aaron Jordan** and **D.J. Williams**. Together they have accounted for nearly 51 percent of the team's minutes played, the second-highest number in the conference. Illinois is one of only two Big Ten teams with more than half of its minutes coming from newcomers (Nebraska):

Percentage of Minutes Played by Newcomers									
1. Nebraska	2865	5425	52.8%	8. Indiana	1650	5425	30.4%		
2. ILLINOIS	2708	5325	50.9%	9. Wisconsin	1591	5250	30.3%		
3. Rutgers	2521	5275	47.8%	10. Purdue	1609	5425	29.7%		
4. Ohio State	2407	5450	44.2%	11. Northwestern	1366	5500	24.8%		
5. Maryland	2389	5425	44.0%	12. Iowa	1112	5225	21.3%		
6. Minnesota	1857	5250	35.4%	13. Michigan	1099	5400	20.4%		
7. Michigan State	1878	5450	34.5%	14. Penn State	990	5200	19.0%		

The Illini rank fifth in the league, meanwhile, in minutes played by freshmen at 32.2 percent.

Last Time Out: Illini 82, Rutgers 66 (Feb. 16)

The Illini went on an early 13-0 run and never looked back, recording its largest victory of the season with an 82-66 win over Rutgers at State Farm Center.

After the Scarlet Knights pulled to within two midway through the first half, Illinois answered with another strong run, this one a 15-2 spurt, to open up a 33-18 lead with 4:30 left. The Illini extended it to a 55-30 advantage during the second half – its largest lead of the season – before settling on the final margin of 16 points.

Illinois' defense forced 16 Rutgers turnovers and converted those into 21 points. And the Illini shot 41 percent from 3-point range, hitting 9-of-22 from behind the arc.

Malcolm Hill recorded his sixth double-double of the season with a game-high 22 points on 7-of-13 shooting and 10 rebounds. **Maverick Morgan** continued his strong play with 17 points on 7-of-11 from the field and a career-high four blocked shots. **Kendrick Nunn** added 16 points and three steals and **Khalid Lewis** again excelled against Rutgers, finishing with eight points and a season-high tying eight assists.

Home Sweet Home

State Farm Center is undergoing a major renovation, which began following the conclusion of the 2014 basketball season, dubbed the Illinois Renaissance. The \$169.5-million project covers three years and six phases, and includes a renovated seating bowl; the addition of four levels of premium seating; improved rest rooms and concessions; remodeled locker rooms, video room and team lounge; air conditioning and many other amenities.

The construction schedule is year-round, with the major elements occurring around each Fighting Illini basketball season. The most labor intensive part of the renovation – phase four – began on March 5, immediately following the final home game last season, when much of the lower half of the seating bowl was torn out and rebuilt.

That phase of the renovation schedule lasted through the end of November, resulting in the relocation of Illinois' first five home games (one exhibition and four regular season) to the Springfield Prairie Capital Convention Center.

The Fighting Illini held their first practice in the newly renovated State Farm Center Nov. 30. The arena officially opened on Dec. 2 when the Illini hosted Notre Dame in the Big Ten/ACC Challenge.

The last phase of the project will begin on Feb. 29, following Illinois' final home game vs. Minnesota. The renovation will be fully completed in the fall of 2016.

ILLINOIS CAREER TOTALS

	2015-16	Career
Double-Digit Scoring Games		
Malcolm Hill	25	59
Tracy Abrams	0	45
Kendrick Nunn	19	44
Jalen Coleman-Lands	14	14
Michael Finke	9	9
Maverick Morgan	8	9
Leron Black	1	7
Mike Thorne Jr.	5	5
Jaylon Tate	0	3
Aaron Jordan	1	1
20+ Point Games		
Malcolm Hill	13	17
Kendrick Nunn	5	9
Tracy Abrams	0	5
Mike Thorne Jr.	2	2
Jalen Coleman-Lands	1	1
Michael Finke	1	1
Maverick Morgan	1	1
10+ Rebound Games		
Malcolm Hill	7	7
Kendrick Nunn	2	2
Mike Thorne Jr.	2	2
Michael Finke	1	1
Leron Black	0	1
Double-Doubles		
Malcolm Hill	6	6
Kendrick Nunn	2	2
Mike Thorne Jr.	2	2
Leron Black	0	1
5+ 3-Point FG Games		
Kendrick Nunn	2	4
Jalen Coleman-Lands	3	3
3+ Block Games		
Malcolm Hill	1	1
Maverick Morgan	1	1
3+ Steal Games		
Tracy Abrams	0	12
Kendrick Nunn	3	9
Malcolm Hill	3	4
Jalen Coleman-Lands	2	2
Jaylon Tate	0	1
Starts		
Tracy Abrams	0	86
Malcolm Hill	26	70
Kendrick Nunn	17	53
Jaylon Tate	15	28
Jalen Coleman-Lands	16	16
Michael Finke	15	15
Leron Black	2	12
Khalid Lewis	11	11
Maverick Morgan	7	7
Mike Thorne Jr.	7	7
Alex Austin	6	6
Aaron Jordan	6	6
D.J. Williams	2	2
Leads Team in Scoring		
Malcolm Hill	14	29
Kendrick Nunn	7	17
Tracy Abrams	0	15
Jalen Coleman-Lands	3	3
Michael Finke	2	2
Mike Thorne Jr.	2	2
Maverick Morgan	1	1
Leron Black	0	1
Leads Team in Rebounding		
Malcolm Hill	10	18
Tracy Abrams	0	10
Kendrick Nunn	5	7
Leron Black	2	7
Mike Thorne Jr.	6	6
Michael Finke	5	5
Maverick Morgan	1	2

ILLINOIS IN THE BIG TEN RANKINGS

(ALL GAMES – THROUGH FEB. 18)

Scoring Offense	7th	73.7 ppg
Scoring Defense	13th	75.2 ppg
Scoring Margin	11th	-1.5 ppg
Free Throw Percentage	4th	.737
Field Goal Percentage	10th	.429
Field Goal Percentage Defense	14th	.460
3-Pt FG Percentage	5th	.361
3-Pt FG Percentage Defense	13th	.375
Rebounding Offense	13th	32.7 rpg
Rebounding Defense	12th	37.8 rpg
Rebounding Margin	13th	-5.1 rpg
Blocked Shots	14th	1.7 bpg
Assists	8th	13.8 apg
Steals	10th	5.3 spg
Turnover Margin	2nd	+3.1
Assist/Turnover Ratio	6th	1.3
Offensive Rebounds	13th	8.0 rpg
Defensive Rebounds	9th	24.7 rpg
Defensive Rebound Percentage	5th	.722
Offensive Rebound Percentage	14th	.221
3-Point Field Goals	6th	8.3 avg.

ILLINI PLAYERS IN THE BIG TEN RANKINGS

(ALL GAMES – THROUGH FEB. 18)

Scoring

3.	Malcolm Hill	18.5 ppg
7.	Kendrick Nunn	16.5 ppg

Rebounding

9.	Malcolm Hill	6.7 rpg
----	--------------	---------

Field Goal Percentage

3.	Maverick Morgan	.587 (88-150)
----	-----------------	---------------

Assists

12.	Malcolm Hill	3.5 apg
-----	--------------	---------

Free Throw Percentage

11.	Malcolm Hill	.808 (156-193)
-----	--------------	----------------

Steals

4.	Kendrick Nunn	1.4 spg
----	---------------	---------

3-Point Field Goal Percentage

N/A

3-Point Field Goals

3.	Kendrick Nunn	2.9 avg.
6.	Jalen Coleman-Lands	2.5 avg.

Blocked Shots

N/A

Assist/Turnover Ratio

3.	Khalid Lewis	2.7
----	--------------	-----

Offensive Rebounds

N/A

Defensive Rebounds

4.	Malcolm Hill	5.4 rpg
12.	Kendrick Nunn	4.9 rpg

Minutes

4.	Malcolm Hill	35.4 mpg
5.	Kendrick Nunn	35.1 mpg

Lou Henson Court

The Dec. 2 home opener at State Farm Center also marked the dedication of **Lou Henson Court**, permanently honoring Fighting Illini Basketball's all-time winningest coach.

Lou Henson was hired at Illinois on April 5, 1975. What followed was a legendary 21-year career in charge of the Orange and Blue. He amassed a 423-224 record, highlighted by 12 NCAA Tournament appearances, a total of 15 postseason bids, and eleven 20-win seasons. Illinois basketball was one of the nation's most dominant programs during Henson's tenure, earning a top-5 seed in the NCAA Tournament seven straight years from 1984 through 1990.

Henson's Illini won the 1984 Big Ten Championship and advanced to the Elite Eight. His most successful season came with the Flyin' Illini, who won a then-school record 31 games and advanced to the 1989 NCAA Final Four. Henson ranks fifth all-time among Big Ten coaches in both total wins (423) and conference wins (214).

In all, Henson won 779 games; ranking 16th on the all-time NCAA wins list, and 11th all-time among coaches with at least 10 years spent in Division I. He is one of only four coaches in NCAA history to record 200-plus wins at two DI schools, totaling 423 at Illinois and 289 at New Mexico State. He also stands as one of just 14 coaches to lead two different teams to the Final Four.

Henson was inducted into the National Collegiate Basketball Hall of Fame in Kansas City on Nov. 20.

Extra Time Times Two

Illinois won in overtime at Minnesota (Jan. 23) before falling in overtime at home to Ohio State (Jan. 28). It marked the first time in six seasons that Illinois went to overtime in back-to-back games. The last time that occurred was in 2009-10, when the Illini beat Northwestern at home in OT (Dec. 30, 2009), then lost to Gonzaga at the United Center in OT (Jan. 2, 2010).

Thorne Returns at Indiana

After missing the previous 11 games following Nov. 30 surgery for a torn meniscus in his left knee, fifth-year center **Mike Thorne Jr.** returned to action Jan. 16 at Indiana. He performed well in limited action, scoring nine points and grabbing a game-high nine boards in 16 minutes. It marked the sixth time in his eight appearances that he has been the Illini's leading rebounder.

Thorne made a big impact on the Illini this season as a scoring threat in the post and with his rebounding ability. He recorded a double-double with 25 points and 14 rebounds in his UI debut vs. North Florida, then had 21 points and eight boards vs. North Dakota State.

2015-16 FIGHTING ILLINI STARTING LINE-UPS

Game	G	G	G	G/F	C	Record*
vs. North Florida	Tate	Jordan	Williams	Hill	Thorne Jr.	0-1 (1)
vs. North Dakota State	Lewis	Jordan	Austin	Hill	Thorne Jr.	1-0 (2)
at Providence	Lewis	Austin	Hill	Black	Thorne Jr.	0-1 (3)
vs. Chattanooga	Lewis	Coleman-Lands	Austin	Hill	Thorne Jr.	0-1 (4)
vs. Chicago State	Lewis	Coleman-Lands	Austin	Hill	Thorne Jr.	1-1 (4)
vs. UAB	Lewis	Austin	Hill	Finke	Thorne Jr.	1-0 (5)
vs. Iowa State	Lewis	Coleman-Lands	Nunn	Hill	Thorne Jr.	0-1 (6)
Notre Dame	Lewis	Nunn	Hill	Black	Morgan	0-1 (7)
Western Carolina	Tate	Austin	Hill	Finke	Morgan	1-0 (8)
Yale	Tate	Nunn	Jordan	Hill	Finke	1-0 (9)
vs. UIC	Tate	Nunn	Jordan	Hill	Finke	2-0 (9)
South Dakota	Tate	Coleman-Lands	Nunn	Hill	Finke	1-0 (10)
vs. Missouri	Tate	Coleman-Lands	Nunn	Hill	Finke	2-0 (10)
Michigan	Tate	Coleman-Lands	Nunn	Hill	Finke	2-1 (10)
at Ohio State	Tate	Coleman-Lands	Nunn	Hill	Finke	2-2 (10)
at Michigan State	Tate	Coleman-Lands	Hill	Finke	Morgan	0-1 (11)
Purdue	Tate	Nunn	Jordan	Hill	Finke	3-0 (9)
Nebraska	Tate	Coleman-Lands	Williams	Hill	Finke	0-1 (12)
at Indiana	Tate	Coleman-Lands	Nunn	Hill	Finke	2-3 (10)
at Minnesota	Tate	Coleman-Lands	Nunn	Hill	Finke	3-3 (10)
Ohio State	Tate	Coleman-Lands	Nunn	Hill	Finke	3-4 (10)
Wisconsin	Tate	Nunn	Jordan	Hill	Finke	3-1 (9)
at Rutgers	Lewis	Coleman-Lands	Nunn	Hill	Morgan	1-0 (13)
Iowa	Lewis	Coleman-Lands	Nunn	Hill	Morgan	1-1 (13)
at Northwestern	Lewis	Coleman-Lands	Nunn	Hill	Morgan	1-2 (13)
Rutgers	Lewis	Coleman-Lands	Nunn	Hill	Morgan	2-2 (13)
at Wisconsin						
Indiana						
Minnesota						
at Maryland						
at Penn State						

* - Running total of Illinois' overall record when this line-up is starting.

After foul trouble limited his production at Providence, Thorne bounced back with another double-double vs. Chattanooga, collecting 18 points and game-high 11 rebounds, followed by 12 points and game-high nine boards vs. Chicago State.

Thorne finished with eight points and a game-high eight boards vs. UAB and put up 10 points and seven boards in just 13 first-half minutes against then 4th-ranked Iowa State before suffering the knee injury.

Nichols Joins Illini

Illinois added freshman **Kipper Nichols** to the roster on Dec. 27. He will sit out as a transfer after originally signing with Tulane, but is practicing with the Illini and enrolled for UI spring semester classes.

Nichols is a 6-6, 220-pound forward from Cleveland who attended St. Edward High School in Lakewood, Ohio. He averaged 18.6 points and 4.7 rebounds as a senior, leading St. Edward to a state semifinals appearance. Nichols was named Division I Player of the Year by the Ohio Basketball Coaches Association and was a second-team All-Ohio selection by the Associated Press. As a junior he led St. Edward to the 2014 Division I state championship while being named Most Outstanding Player of the tournament.

Illini Sign Lucas

The Fighting Illini signed **Te'Jon Lucas** (TEE-zhahn) to a national letter of intent during the fall signing period. Lucas is a 6-0, 160-pound point guard from Milwaukee. He saw his recruiting stock soar during the summer following stellar performances at the NBPA Top 100 Camp and on the AAU circuit with the Milwaukee Spartans, coached by his mentor Anthony McHenry. Lucas is rated a four-star prospect by Scout, and three stars by Rivals, 247Sports and ESPN.

Lucas averaged 14.3 points and 5.2 assists as a junior at Washington High School, under the direction of coach Freddie Riley. He earned second-team all-conference honors while leading Washington to a runner-up finish in the City Conference.

Hill Named Big Ten Co-Player of the Week (Dec. 21)

Malcolm Hill was named Big Ten Player of the Week on Dec. 21, sharing the award with Michigan's Caris LeVert. He earned the honor after a dominant all-around performance in a win over South Dakota. Hill scored a career-high 34 points, tied his career high with 11 rebounds, dished out five assists, set a career high with three blocked shots and had two steals in the victory.

His 34 points ranks as the second-highest scoring total in the Big Ten this season. It was the most by an Illini since Brandon Paul scored 35 in a win at Gonzaga (Dec. 8, 2012). He also became the first Illini in the last 25 years to record a 30-point, 10-rebound, 5-assist game, since Andy Kaufmann had 44 points, 11 rebounds and five assists in a double-overtime win over Wisconsin-Milwaukee (Dec. 3, 1990).

Back-to-Back Big Outings

Kendrick Nunn set a career high with 27 points against Western Carolina on Dec. 5, then eclipsed that by one point the following game with a career-high 28 versus Yale on Dec. 9.

Nunn's combined 55 points were the most by an Illini player in consecutive games since Rayvonte Rice totaled 57 against UIC (28) and Indiana (29), Dec. 28-31, 2013.

Dynamic Duo

Junior **Kendrick Nunn** and freshman **Michael Finke** combined for 51 points in the win over Western Carolina, with Nunn scoring 27 and Finke tallying a career-best 24. It was the highest point total by a pair of Illini since the 2011-12 season when Brandon Paul (43) and Meyers Leonard (14) combined for 57 in a 79-74 victory over No. 5 Ohio State (1/10/12).

Tough Competition

Illinois opened the season with three-straight contests against teams that participated in the 2015 NCAA Tournament (North Florida, North Dakota State, Providence) and had another stretch of three-consecutive games versus teams that were in last year's Field of 68 (UAB, Iowa State, Notre Dame).

Illinois was the only team in the country to play six of its first eight games against reigning NCAA Tournament teams.

The Traveling Illini

Illinois started the season under unique circumstances for a high-major conference team, playing every November game away from home. By the end of college basketball's opening month, the Illini had traveled 3,926 miles and spent 13 nights in hotels.

Playing in the Capital

Illinois relocated an exhibition game and its first four regular season home games to the Springfield Prairie Capital Convention Center while the current phase of State Farm Center renovations wrapped up on campus.

ILLINOIS IN THE BIG TEN RANKINGS (BIG TEN GAMES – THROUGH FEB. 18)

Scoring Offense	7th	70.9 ppg
Scoring Defense	13th	75.9 ppg
Scoring Margin	11th	-5.0 ppg
Free Throw Percentage	1st	.770
Field Goal Percentage	12th	.406
Field Goal Percentage Defense	10th	.459
3-Pt FG Percentage	8th	.353
3-Pt FG Percentage Defense	9th	.360
Rebounding Offense	10th	32.1 rpg
Rebounding Defense	13th	40.2 rpg
Rebounding Margin	13th	-8.1 rpg
Blocked Shots	14th	1.2 bpg
Assists	7th	12.9 apg
Steals	9th	4.8 spg
Turnover Margin	2nd	+2.9
Assist/Turnover Ratio	5th	1.2
Offensive Rebounds	14th	7.0 rpg
Defensive Rebounds	7th	25.1 rpg
Defensive Rebound Percentage	10th	.707
Offensive Rebound Percentage	14th	.190
3-Point Field Goals	4th	8.3 avg.

ILLINI PLAYERS IN THE BIG TEN RANKINGS (BIG TEN GAMES – THROUGH FEB. 18)

Scoring		
4.	Malcolm Hill	18.4 ppg
11.	Kendrick Nunn	15.1 ppg
Rebounding		
5.	Malcolm Hill	7.6 rpg
Field Goal Percentage		
3.	Maverick Morgan	.574 (54-94)
Assists		
15.	Malcolm Hill	3.0 apg
15.	Khalid Lewis	3.0 apg
Free Throw Percentage		
12.	Malcolm Hill	.796 (90-113)
Steals		
6.	Kendrick Nunn	1.3 spg
11.	Khalid Lewis	1.1 spg
3-Point Field Goal Percentage		
N/A		
3-Point Field Goals		
4.	Kendrick Nunn	2.8 avg.
4.	Jalen Coleman-Lands	2.8 avg.
Blocked Shots		
N/A		
Assist/Turnover Ratio		
2.	Khalid Lewis	3.0
Offensive Rebounds		
13.	Michael Finke	1.9 rpg
Defensive Rebounds		
1.	Malcolm Hill	6.4 rpg
13.	Kendrick Nunn	4.9 rpg
Minutes		
7.	Malcolm Hill	35.6 mpg
9.	Kendrick Nunn	35.5 mpg

Illinois covered its games at the state capital in three total trips. First up was a one-night stay for an exhibition game on Nov. 8. The Illini returned on Nov. 12 and stayed through Nov. 15 while taking on North Florida and North Dakota State during the opening weekend of play. Illinois made its final trek to Springfield on Nov. 20 prior to the Chattanooga game, and departed Nov. 23 following the Chicago State game.

Buzzer Beaters Becoming the Norm Under Groce

Jalen Coleman Lands' 3-pointer to down Chicago State marked the fifth buzzer beater of Coach John Groce's Illini tenure, joining the following clock-expiring game winners:

Rayvonte Rice 3-pointer vs. Missouri	Dec. 20, 2014
Brandon Paul jumper vs. Minnesota	March 14, 2013
Tyler Griffey layup vs. No. 1 Indiana	Feb. 7, 2013
D.J. Richardson 3-pointer at Hawaii	Nov. 16, 2012

Illinois went the previous 12 seasons prior to Groce's arrival with just one buzzer beater, a runner by Demetri McCamey to defeat Indiana on Jan. 30, 2010. In addition to the five buzzer beaters, the Illini also have made three additional game winners under Groce with less than five seconds remaining:

Malcolm Hill layup vs. Penn State	Jan. 31, 2015
Jon Ekey 3-pointer at Iowa	March 8, 2014
Tyler Griffey 3-pointer vs. Gardner-Webb	Nov. 25, 2012

Coming Back Under Groce

Illinois fought back from a 14-point deficit with 11 minutes remaining to defeat Chicago State. It marked the second time this season, and 11th time under Coach John Groce, that the Illini won a game despite trailing by double figures. The Illini also overcame an early second half deficit of 14 points in the victory over North Dakota State on Nov. 15.

Tested Early and Often

Illinois is the only program in the nation that opened the season with three straight games against teams that participated in the 2015 NCAA Tournament. North Florida (Atlantic Sun) and North Dakota State (Summit) earned automatic bids while Providence (Big East) was an at-large selection. Chattanooga, meanwhile, is the preseason pick to win the Southern Conference.

Notes from the Season Opener

- Of the 10 players who took the court against North Florida, seven made their Illini debut.
- **Aaron Jordan** and **D.J. Williams** started their first collegiate game, marking the first time the Illini had a pair of true freshmen in the starting lineup for a season opener since Tracy Abrams and Nnanna Ekwu on Nov. 11, 2011.
- **Mike Thorne Jr.**'s 25 points marked the highest point total by an Illini in a season opener since Deon Thomas also scored 25 in a win over Dayton to open the 1992-93 season.
- **Thorne's** 14 rebounds was the highest total by an Illini in a season opener since Shaun Pruitt grabbed 17 boards in a victory over Northeastern to start the 2007-08 season.
- **Thorne** (25 pts) and **Malcolm Hill** (20) became the first Illini duo to reach 20 points in the same game since Feb. 7, 2013, when D.J. Richardson (23) and Brandon Paul (21) combined for 44 points in the win over No. 1 Indiana.
- Illinois suffered its first loss in the month of November under coach John Groce, falling to 21-1 in college basketball's opening month. The defeat also snapped the Illini's 32-game winning streak overall in November games, which was the nation's longest streak entering the season.
- Illinois also dropped its first game under Groce when scoring at least 80 points, moving to 17-1 in the Groce era when scoring 80+ points.

Illini Captains

Following a vote of the players and coaches, senior **Tracy Abrams** and juniors **Malcolm Hill**, **Kendrick Nunn** and **Jaylon Tate** will serve as 2015-16 team captains.

Nunn Wears 25 to Honor Ben Wilson

The Illinois program has benefited from a recruiting pipeline to Simeon High School that began in the 1980s. This year's UI roster features three players from the Chicago basketball powerhouse in guards **Kendrick Nunn**, **Jaylon Tate** and **D.J. Williams**.

Nunn is carrying on the tradition of former Simeon stars wearing the number 25 jersey at Illinois in memory of Ben Wilson, a prep basketball phenom who was shot and killed in 1984 before the start of his senior season. Nick Anderson was the first Fighting Illini player from Simeon to wear Wilson's 25 and the tradition continued with Deon Thomas, Bryant Ntree and Calvin Brock prior to Nunn.

ILLINOIS RECORDS TO WATCH

Career Points, Total

1.	2,129	Deon Thomas, 1991-94
2.	1,948	Kiwane Garriss, 1994-97
3.	1,812	Dee Brown, 2003-06
4.	1,748	Brian Cook, 2000-03
5.	1,735	Cory Bradford, 1999-2002
35.	1,150	Kevin Turner, 1995-98
36.	1,145	Richard Keene, 1993-96
37.	1,124	James Griffin, 1979-82
38.	1,121	Tal Brody, 1963-65
39.	1,119	Bill Burwell, 1961-63
40.	1,112	Kenny Battle, 1988-89
41.	1,111	Malcolm Hill, 2014-
	1,111	Deron Williams, 2003-05

Career Free Throws, Made

1.	615	Kiwane Garriss, 1994-97
2.	522	Deon Thomas, 1991-94
3.	437	Mark Smith, 1978-81
4.	401	Brandon Paul, 2010-13
5.	398	Andy Kaufmann, 1989-93
6.	384	Brian Cook, 2000-03
7.	371	Frank Williams, 2000-02
8.	324	Malcolm Hill, 2014-

Season Free Throws, Made

1.	204	Kiwane Garriss, 1997
2.	171	Don Sunderlage, 1951
3.	169	Andy Kaufmann, 1991
4.	168	Brian Cook, 2003
5.	164	Frank Williams, 2002
6.	161	Mark Smith, 1980
7.	156	Malcolm Hill, 2016

Season Free Throws, Attempted

1.	245	Kiwane Garriss, 1997
2.	218	Deon Thomas, 1992
	218	Don Sunderlage, 1951
4.	214	John Kerr, 1954
5.	212	Deon Thomas, 1993
6.	206	Brandon Paul, 2013
7.	205	Brian Cook, 2003
	205	Robert Archibald, 2002
9.	203	Frank Williams, 2002
—	203	Andy Kaufmann, 1991
	193	Malcolm Hill, 2016

Season Minutes, Average

1.	36.9	Derek Harper, 1983
2.	36.5	Derek Harper, 1982
	36.5	Perry Range, 1982
	36.5	Matt Heldman, 1998
5.	36.3	Doug Altenberger, 1984
6.	35.9	Bruce Douglas, 1984
	35.9	Ken Norman, 1987
8.	35.4	Malcolm Hill, 2016
9.	35.2	Cory Bradford, 1999
10.	35.0	Kendrick Nunn, 2016
11.	34.9	Dee Brown, 2004

Freshman Three-Point Field Goals, Made

1.	85	Cory Bradford, 1999
2.	69	D.J. Richardson, 2010
3.	66	Jamar Smith, 2006
4.	65	Jalen Coleman-Lands, 2016
5.	57	Richard Keene, 1993
6.	51	Dee Brown, 2003
7.	50	Demetri McCamey, 2008
8.	42	Frank Williams, 2000
9.	36	Brandon Paul, 2010
10.	31	Kendrick Nunn, 2014
11.	30	Michael Finke, 2016

#EuroTrip15

The Fighting Illini got an early start on the 2015-16 season by participating in an international trip to Europe. Prior to the trip, the Illini were able to practice as a team for 10 days per NCAA rules. The Aug. 9-19 trip featured three days in Ghent, Belgium, two in Deauville, France and four in Paris. The Illini played four games in Europe while also enjoying a number of sightseeing tours. The Illini went 3-1 on the trip, recording victories over Belgian team Waregem and French squads Bretigny Select and AMW Select while falling to the Dutch National Team.

2015-16 PRESEASON NOTES

Setting the Stage

Illinois welcomes back nearly 53 percent of its points, 49 percent of its rebounds and 52 percent of its minutes from the 2014-15 campaign. The Illini must replace leading scorer and rebounder Rayvonte Rice on the wing and defensive stalwart Nnanna Ekwu in the post. But there are plenty of opportunities to emerge for a team that returns two of its top three scorers, four players with starting experience and seven letterwinners while welcoming a top-20 ranked recruiting class and total of seven new players to the mix in 2015-16.

Abrams Out for Second Straight Year with Torn Achilles

Point guard **Tracy Abrams** spent 10 months recovering from a torn ACL in his right knee that forced him to miss the 2014-15 season. Shortly after returning to full contact and 5-on-5 participation, Abrams suffered a second consecutive season-ending injury, tearing his left Achilles tendon during a July practice. So Illinois will once again be without its most experienced player on the roster, as Abrams had been a mainstay in the starting lineup since midway through his freshman campaign. He ranked second on the team in scoring in 2013-14, averaging 10.7 points, and led the Illini in assists (3.2 apg). Abrams plans to apply for a medical hardship waiver for a sixth season of eligibility in 2016-17.

Graduate Transfers Add Experience

For the third time in four seasons under Groce, the Illini will benefit from the addition of graduate transfers. **Mike Thorne Jr.** is eligible immediately after graduating from Charlotte in May. The 6-11, 270-pound center will bolster the UI frontcourt with his back-to-the-basket game. Thorne averaged 10.1 points on 53.4 percent shooting last season for the 49ers while ranking fifth in C-USA in rebounding with an average of 7.3 boards.

Following the injury to Abrams, the Illini staff hit the recruiting trail in August to strengthen the point guard position. They found that player in **Khalid Lewis**, who is eligible immediately after graduating from La Salle in May. Lewis was unable to travel with the Illini to Europe due to the late signing, but arrived in time for the start of fall semester classes. He averaged 6.0 points, 2.0 rebounds, 2.2 assists and 1.0 steals last season at La Salle, ranking second on the Explorers in both assists and steals.

Hill and Nunn Ready to Take Next Step

With key scorers missing from the lineup last season, then-sophomores **Malcolm Hill** and **Kendrick Nunn** became go-to players in the Illini offensive attack. Illinois will look for even more production from this duo as the team's leading returning scorers enter their junior campaign.

Hill was an honorable mention All-Big Ten pick last season after averaging 14.4 points and 4.8 rebounds. He scored in double figures in 29 of 33 games, including 16 times in conference play. Arguably the most improved player in the league last season, Hill had a number of highlight performances including a career-high 28 points in the victory over No. 11 Maryland, 27 points and the game-winning layup vs. Penn State, 22 points at Alabama in the NIT and 20 points vs. No. 7 Villanova.

Nunn ranked third on the Illini in scoring, averaging 11.1 points, and led the team with 54 three-pointers. He netted double figures 18 times and was the UI's leading scorer six times during conference play. Nunn topped 20 points on four occasions, led by a career-high 25 points in a victory at Northwestern followed by 24 points behind a career-best six 3-pointers vs. Indiana.

Also Returning for the Orange and Blue

Rounding out the returning letterwinners for the Illini are **Jaylon Tate**, **Maverick Morgan**, **Leron Black**, **Mike LaTulip** and **Cameron Liss**.

Tate shared point guard duties last season and led the Illini in assists, ranking 13th in the league with an average of 3.0 apg. He had 11 games with four or more assists, including a five-game stretch during Big Ten play where he averaged 6.2 apg. Tate has also been nearly automatic at the free throw line, knocking down 84.3 percent on the season and leading the league during conference play with 92.3 percent accuracy.

Morgan has played back-up minutes at center over the first two seasons and could take on an expanded role following the graduation of Nnanna Ekwu. Morgan averaged 2.5 points in 31 games last season and gives the Illini a good screener and physical presence in the post.

Black showed flashes during his freshman season while adjusting to the college game. He broke into the starting lineup midway through conference play and ended up averaging 5.0 points and 4.3 rebounds on the year. Black

THE LAST TIME

AN ILLINOIS PLAYER HAD

40+ points	Brandon Paul (43) vs. Ohio State, 1/10/12
35-39 points	Brandon Paul (35) at Gonzana, 12/8/12
30-34 points	Malcolm Hill (32) at Rutgers, 2/3/16
25-29 points	Jalen Coleman-Lands (26) at Rutgers, 2/3/16
20-24 points	Malcolm Hill (22) vs. Rutgers, 2/16/16
2, 20+ pt. scorers	Hill (32), Coleman-Lands (26) & Morgan (20) at Rutgers, 2/3/16
20+ rebounds	Nick Weatherspoon (22) vs. DePauw, 12/2/72
15-19 rebounds	Michael Finke (16) at Minnesota, 1/23/16
10-14 rebounds	Malcolm Hill (10) vs. Rutgers, 2/16/16
15+ assists	Demetri McCamey (16) at Purdue, 2/20/10
10-14 assists	Demetri McCamey (11) vs. Michigan State, 1/18/11
6+ 3-pointers	Jalen Coleman-Lands (6) at Rutgers, 2/3/16
7+ steals	Kendall Gill (7) vs. Iowa, 3/4/90
6 steals	Luther Head vs. Iowa, 1/20/05
5+ blocks	Nnanna Ekwu (5) vs. Purdue, 1/21/15
Triple-Double	Sergio McClain (10 p, 11 r, 11 a) vs. Michigan, 1/13/01

AN ILLINOIS TEAM HAD

100+ points	110 at Rutgers, 2/3/16
under 50 points	49 at Wisconsin, 2/15/15
50+ rebounds	50 vs. Coppin State, 11/16/14
20+ off. reb.	25 at Wisconsin, 1/8/14
overtime	W, (110-101, 3OT) at Rutgers, 2/3/16

AN OPPONENT PLAYER HAD

40+ points	Glenn Robinson (49) Purdue, 3/13/94
35-39 points	Corey Sanders (39) Rutgers, 2/3/16
30-34 points	Shavon Shields (33) Nebraska, 2/12/14
25-29 points	Marc Loving (27) Ohio State, 1/3/16
20-24 points	Peter Jok (23) Iowa, 2/7/16
2, 20+ pt. scorers	Corey Sanders (39) & Jonathan Laurent (23) Rutgers, 2/3/16
20+ rebounds	Joe Franklin (23) Wisconsin, 12/19/66
15-19 rebounds	Greg Lewis (16) Rutgers, 2/3/16
10-14 rebounds	Jonathan Laurent (11) Rutgers, 2/16/16
15+ assists	never, Quinn Buckner (14) Indiana, 2/18/74
10-14 assists	Corey Sanders (12) Rutgers, 2/3/16
7+ steals	Jamon Gordon (7) Virginia Tech, 3/16/07
5+ blocks	Daniel Giddens (5) Ohio State, 1/3/16

AN OPPONENT TEAM HAD

100+ points	101, Rutgers, 2/3/16
under 50 points	45, Kennesaw State, 12/27/14
under 40 points	38, Penn State, 2/18/09
50+ rebounds	52, Rutgers, 2/3/16
20+ off. reb.	22, Missouri, 12/22/12

became the first Illini player since 1986 to record a double-double in his first career start, tallying 15 points and career-high 13 rebounds in the win over Purdue. He was the team's top performer during the European trip in August but missed preseason practice after undergoing surgery to repair a torn meniscus in his right knee.

LaTulip is in his final season with the Illini. A preferred walk-on who earned a scholarship for the 2015 spring semester, LaTulip is one of the team's most respected players because of his work ethic and competitiveness. He has elected to redshirt this season in order to retain a final year of eligibility as a graduate transfer. Liss, meanwhile, returns for his second season as a walk-on, providing depth in practice for the UI frontcourt.

Back in Action

Michael Finke and **Alex Austin** will both challenge for minutes in the Illini rotation after sitting out last season. Finke elected to redshirt, focusing on gaining weight and adding strength while becoming acclimated to the college game. He previously averaged 19.6 points and 9.3 rebounds as a senior at Centennial High School in Champaign. Finke is a stretch post player who can knock down threes and has good passing skills.

Austin is now eligible after sitting out as a transfer. The junior averaged 8.2 points during his two-year career at Eastern Illinois and has earned a reputation in practice as one of Illinois' top perimeter defenders.

New Additions

Joining the program this year are freshmen **Jalen Coleman-Lands**, **Aaron Jordan** and **D.J. Williams**.

Coleman-Lands is a top-50 recruit who averaged 23 points, four rebounds and three assists as a senior at La Lumiere Prep, earning a spot in the 2015 Jordan Brand Classic. A prolific scorer and tough defender, Coleman-Lands missed three months over the summer with a lower leg stress fracture. Following a thorough rehab process, he has returned to the lineup.

Jordan averaged 18.6 points and 4.1 rebounds as a senior at Plainfield East High School, finishing fifth in voting for Illinois Mr. Basketball. The first-team All-State selection is a tremendous shooter who finished his career as East's all-time leading scorer with 1,483 points and record holder with 162 career 3-pointers.

Williams is a top-100 recruit from Chicago who is the latest Simeon High School star to attend Illinois. He averaged 14 points, four rebounds and five assists as a senior. Williams is a versatile athlete who has the ability to play multiple positions. He saw action both on the wing and at point during the team's preseason European trip.

Illini Items from 2014-15

- Illinois went 9-9 in Big Ten play, its most conference wins and first .500 league record since 2011.
- The Illini recorded two RPI top-10 wins, tied for the second-most nationally during the regular season.
- Illinois received a No. 3 seed in the NIT, the team's 14th postseason appearance in the last 16 seasons, 20th in 23 years, and 31st in 36 years dating back to the 1980 NIT.
- Illinois led the nation in free throw percentage, connecting on 79.4 percent from the line (471-593), the highest mark in school history and shattering the previous record by five percentage points.
- The Illini also set a school record for lowest turnover average, turning the ball over just 9.9 times per game. Illinois' turnover average ranked second in the Big Ten and 12th in the NCAA.
- Illinois ranked second in the Big Ten in scoring defense during conference play, allowing just 63.2 ppg.
- **Malcolm Hill** and **Rayvonte Rice** earned honorable mention All-Big Ten honors.
- **Malcolm Hill** improved his scoring average by 10 points (4.4 ppg to 14.4 ppg), the biggest improvement by any Big Ten player and third-largest increase by a sophomore among the six major conferences.
- **Nnanna Ekwu** broke the Illinois career shot-blocking record, finishing his career with 201 blocks. Ekwu earned a spot on the Lefty Driesell Defensive All-America Team and Big Ten All-Defensive Team.

RETURNING FOR THE ILLINI IN 2015-16

Category	14-15	Returning*	Lost	Return Pct.*
Minutes	6,650	3,436	3,214	51.7%
Points	2,281	1,200	1,081	52.6%
Field Goals	786	412	374	52.4%
3-Pt. FGs	238	97	141	40.8%
Free Throws	471	279	192	59.2%
Rebounds	1,043	506	537	48.5%
Assists	389	205	184	52.7%
Blocks	105	33	72	31.4%
Steals	208	107	101	51.4%

*Numbers do not include Abrams & LaTulip, who are redshirting

RETURNING ILLINI LEADERS

Category	Player	Statistic	14-15 Rank
Minutes	Malcolm Hill	1,010	1st
Min./Game	Malcolm Hill	30.6	1st
Points	Malcolm Hill	475	1st
Points/Game	Malcolm Hill	14.4	2nd
Field Goals	Malcolm Hill	156	1st
FG Pct.	Leron Black	.475	1st
3-Pt. FGs	Kendrick Nunn	54	1st
3-Pt. FG Pct.	Malcolm Hill	.389	2nd
Free Throws	Malcolm Hill	121	1st
FT Pct.	Jaylon Tate	.843	1st
Off. Reb.	Malcolm Hill	61	2nd
Def. Reb.	Kendrick Nunn	103	3rd
Tot. Reb.	Malcolm Hill	159	2nd
Reb./Game	Malcolm Hill	4.8	3rd
Assists	Jaylon Tate	92	1st
Blocks	Maverick Morgan	11	2nd
Steals	Kendrick Nunn	39	2nd

ILLINI AT STATE FARM CENTER

Illinois' Record at State Farm Center

All-Time:	583-163 (.782)
1963-69	49-13 (.790)
1970-79	76-46 (.623)
1980-89	135-22 (.860)
1990-99	114-35 (.765)
2000-09	128-18 (.877)
2010-	81-29 (.736)

Longest Win Streak: 33 G (1/17/04-1/28/06)

Current Win Streak: 1 G (2/16/16-)

Current Big Ten Win Streak: 1 G (2/16/16-)

Current Non-Conference Win Streak: 3 G (12/5/15-)

Current Regular Season Non-Conference Win Streak: 3 G (12/5/15-)

ILLINOIS AND THE CENTURY MARK

Illinois has scored 100 points or more 80 times in school history. Below is a breakdown of Illinois' record in games where it hits the 100 mark.

All-Time Record:	76-4
The Last Time:	Feb. 3, 2016 at Rutgers (110-101, 30T)
Most Points:	127, Dec. 22, 1988 vs. Louisiana State (127-100)
Both Teams:	Illinois 110, Rutgers 101 (30T) Feb. 3, 2016
At State Farm Center:	48-0
The Last Time:	Nov. 21, 2014 vs. Austin Peay (107-66)
Most Points:	126, March 10, 1982 vs. Long Island (126-78)
All-Time at Home:	62-0

GROCE PRESS CONFERENCE / TELECONFERENCE SCHEDULE

Press Conferences will be held on the 8th floor of the Illinois Football Press Box. Enter through Gate 10 on the west side of Memorial Stadium and take the north service elevator. Courtesy parking is available in the northwest lot of State Farm Center. Metered parking is available in the ARC lot. Following the press conferences, lunch will be served to the media. All press conferences will be streamed on FIGHTINGILLINI.com. All press conferences also will be accessible via teleconference. Contact the UI Athletics Communication Office for teleconference number information.

Thursday, Oct. 8 // 1:45 p.m. – Media Day
(at Bielfeldt/Ubben)
Thursday, Oct. 15 // 8 a.m.-Noon – Big Ten Media Day
(at Marriott O'Hare)
Sunday, Oct. 25 // 3:30 p.m. – Media Availability
(at Ubben)
Friday, Nov. 6 // 2 p.m. – Media Availability
(at Ubben)
Wednesday, Nov. 11 // 1 p.m. – Press Conference
Tuesday, Nov. 17 // 2 p.m. – Teleconference
Friday, Nov. 20 // Noon – Teleconference
Wednesday, Nov. 25 // 11:15 a.m. – Teleconference
Tuesday, Dec. 1 // Noon – Press Conference
Friday, Dec. 4 // Noon – Teleconference
Tuesday, Dec. 8 // Noon – Press Conference
Friday, Dec. 11 // 1:45 p.m. – Teleconference
Friday, Dec. 18 // 2 p.m. – Press Conference
Tuesday, Dec. 22 // 11:30 a.m. – Teleconference
Tuesday, Dec. 29 // 3 p.m. – Press Conference
Saturday, Jan. 2 // 1:45 p.m. – Teleconference
Monday, Jan. 4 // 9:16 a.m. – Big Ten Teleconference
Wednesday, Jan. 6 // 3 p.m. – Teleconference
Saturday, Jan. 9 // 4 p.m. – Teleconference
Friday, Jan. 15 // 2 p.m. – Press Conference
Monday, Jan. 18 // 3:30 p.m. – Teleconference
Friday, Jan. 22 // 11 a.m. – Teleconference
Wednesday, Jan. 27 // Noon – Press Conference
Saturday, Jan. 30 // 3 p.m. – Teleconference
Tuesday, Feb. 2 // 1:30 p.m. – Teleconference
Saturday, Feb. 6 // 1 p.m. – Teleconference
Friday, Feb. 12 // 3 p.m. – Teleconference
Monday, Feb. 15 // Noon – Press Conference

Saturday, Feb. 20 // 3 p.m. – Teleconference
Wednesday, Feb. 24 // 11:15 a.m. – Press Conference
Saturday, Feb. 27 // TBD – Teleconference
Wednesday, March 3 // TBD – Teleconference
Saturday, March 5 // TBD – Teleconference
Monday, Jan. 7 // 9:16 a.m. – Big Ten Teleconference
Tuesday, March 8 // Noon – Press Conference
Sunday, March 13 // 5 pm (Tentative) – Postseason
Press Conference

FIGHTING ILLINI SPORTS NETWORK (43 stations)

Aledo, WRMJ-FM 102.3
Alton, WBGZ-AM 1570
Alton, WBGZ-FM 94.3
Bloomington, WRPW-FM 92.9
Canton, WBYS-AM 1560
Champaign, WDWS-AM 1400
Champaign, WHMS-FM 97.5
Chicago, WSCR-AM 670
Danville, WDNM-AM 1490
Danville, WDNL-FM, 102.1
Davenport, IA, WFXN-AM 1230
Decatur, WSOY-AM 1340
DuQuoin, WQDN-AM 1580
Dwight, WJEZ-FM 98.9
Effingham-Mattoon, WHQQ-FM 98.9
Fairfield, WFIW-AM 1390
Galesburg, WGIL-AM 1400
Galesburg, WGIL-FM 93.7
Jacksonville, WJIL-AM 1550
Jacksonville, WJIL-FM 102.9
Jerseyville, WJBM-AM 1480
Kewanee, WKEL-AM 1450
Litchfield, WSMI-FM 106.1
Macomb-Rushville, WKXQ-FM 92.5
Mt. Carmel, WSJD-FM 100.5
Murphysboro, WINI-AM 1440
Olney, WSEI-FM 92.9
Paxton, WPXN-FM 104.9
Peoria, WZPN-FM 96.5
Pittsfield, WBBA-FM 97.5
Quincy, WTAD-AM 930
Robinson, WTYE-FM 101.7
Rockford, WROK-AM 1440
Salem, WJBD-AM 1350
Salem, WJBD-FM 100.1
Sparta, WHCO-AM 1230
Springfield, WFMB-AM 1450
Springfield, WFMB-FM 107.1
Springfield, WCVS-FM 96.7
St. Louis, WQQX-AM 1490
Watseka, WGFA-FM 94.1

JOHN GROCE RADIO SHOW

Program airs Mondays from 7-8 p.m. on the Fighting Illini Sports Network and locally on WDWS-AM 1400, the flagship station for the network. The host is Brian Barnhart and the show will be held at Buffalo Wild Wings in Savoy.

John Groce Radio Show Dates

Dec. 7	Feb. 1
Dec. 14	Feb. 8
Dec. 21	Feb. 15
Dec. 28	Feb. 22
Jan. 4	Feb. 29
Jan. 11	March 7
Jan. 25	

ILLINOIS BASKETBALL QUICK FACTS

GENERAL INFORMATION

Location: Champaign-Urbana, Ill.
Founded: 1867
Enrollment: 44,942
Nickname: Fighting Illini
Colors: Orange and Blue
Arena: State Farm Center
Opened: 1963
Capacity: 15,544
Conference: Big Ten
President: Timothy L. Killeen
Chancellor: Barbara J. Wilson (interim)
Director of Athletics: Paul Kowalczyk (interim)
Athletics Department Phone: 217-333-3631
Ticket Office Phone: 217-333-3470 or 1-866-ILLINI-1

HISTORY

Seasons of Basketball: 111th
First Year of Basketball: 1906
All-Time Record: 1,741-953 (.646)
All-Time Big Ten Record: 914-686 (.571)
Big Ten Championships / Last: 17 / 2005
NCAA Tournament Appearances / Last: 30 / 2013
All-Time NCAA Tournament Record: 40-31 (.563)
NCAA Final Four Appearances / Last: 5 / 2005

COACHING STAFF

Head Coach: John Groce, 4th year
Alma Mater, Year: Taylor University '94
Record at Illinois / Years: 74-56 (.569) / 4th
Career Record / Years: 159-112 (.587) / 8th
Basketball Office Phone: 217-333-3400
Assistant Coaches: Dustin Ford, 4th year;
Paris Parham, 4th year; Jamall Walker, 4th year
Special Assistant to the Head Coach: Darren Hertz
Director of Basketball Operations: Mark Morris
Graduate Managers: Walter Offutt, James Haring
Strength and Conditioning Coach: Adam Fletcher
Athletic Trainer: Paul Schmidt
Coordinator of Special Projects: Rod Cardinal
Administrative Secretary: Julie Pioletti

2014-15 TEAM INFORMATION

Overall Record: 19-14
Big Ten Record / Finish: 9-9 / T-7th
Postseason: NIT 1st Round
Final Ranking: AP - NR / Coaches - NR
Starters Returning / Lost: 3 / 2
Lettermen Returning / Lost: 7 / 6
Newcomers: 6

ATHLETICS COMMUNICATION

Men's Basketball Contact: Derrick Burson
Cell Phone: 217-766-7315
Email: burson@illinois.edu
Men's Basketball Assistant Contact: Derek Neal
Cell Phone: 309-241-0804
Email: drneal@illinois.edu
Associate AD, Media Relations: Kent Brown
Cell Phone: 217-493-9795
Email: kwbrown3@illinois.edu
Office Phone: 217-333-1391
State Farm Center Press Row Phone: 217-333-1227
Mailing Address: Bielfeldt Athletics Admin. Bldg.
1700 South Fourth Street
Champaign, IL 61820
Website: www.fightingillini.com



THE GROCE FILE

HOMETOWN

Danville, Ind.

FAMILY

Wife, Allison;
Sons, Conner and Camden,
Daughter, Cate

EDUCATION

Taylor University,
B.S., Mathematics, 1994

COACHING EXPERIENCE

1994-96

Assistant Coach
Taylor University

1997-2000

Assistant Coach
North Carolina State University

2001

Assistant Coach
Butler University

2002-04

Assistant Coach
Xavier University

2005-06

Assistant Coach
Ohio State University

2007-08

Associate Head Coach
Ohio State University

2009-12

Head Coach
Ohio University

2013-

Head Coach
University of Illinois

HEAD COACH JOHN GROCE

4TH YEAR AT ILLINOIS // 8TH YEAR OVERALL // 23RD YEAR AS A COLLEGE COACH

John Groce is in his fourth season in charge of the Fighting Illini program in 2015-16. He has led the Illini to an average of more than 20 wins per season and postseason appearances in his first three years in Champaign, owning a combined record of 62-42.

During the 2014-15 season, Groce directed Illinois to 19 wins and its first .500 campaign in Big Ten play in four years. The Illini battled through injuries to key players and other adversity to challenge for an NCAA Tournament bid before earning a No. 3 seed in the NIT. Off the court, meanwhile, the coaching staff continued to strengthen the Fighting Illini roster for the future by signing a top-20 recruiting class, the UI's second nationally ranked class in three years under Groce.

Illinois extended the nation's longest November winning streak with another perfect opening month, topped by a victory over Baylor in the Las Vegas Invitational title game that moved the Illini into the Top 25 rankings. Another non-conference highlight was the first buzzer beater in the history of the Braggins' Rights series, as Rayvonte Rice drained a 3-pointer with time expiring to give the Illini a second-straight victory over Missouri.

Included in the UI's nine conference wins were three victories over teams that finished in the top four of the Big Ten standings, as the Illini took down 11th-ranked Maryland and Purdue at home and defeated eventual Final Four participant Michigan State on the road.

Illinois' two RPI top-10 wins tied for second nationally during the regular season. Groce's third Fighting Illini squad also set a pair of statistical milestones, leading the nation in free throw percentage with school-record accuracy of 79.4 percent, and setting another program record for fewest turnovers per game at 9.9.

Groce guided one of the youngest and most inexperienced teams in the nation during the 2013-14 season to 20 wins and a No. 2 seed in the NIT, as the Illini narrowly missed a trip to the NCAA Tournament. Entering the year with nine newcomers and returning just three rotation players, Groce emphasized defense to his young squad and it delivered, finishing the season ranked 11th nationally in defensive efficiency.

Illinois won 13 of its first 15 games, highlighted by thrilling wins at UNLV, in the Braggins' Rights game over No. 23 Missouri and against Indiana in overtime on New Year's Eve. The Illini then played some of their best basketball late in the season, a staple of Groce's teams throughout his coaching career. Illinois won four of its last five regular season games, with three of those victories coming on the road at Minnesota, at No. 18 Michigan State and at No. 24 Iowa. The Illini added wins over Indiana in the first round of the Big Ten Tournament and at Boston U in the first round of the NIT to finish the season with six victories over its final nine contests, with both postseason losses coming by just one point apiece.

Groce led the Illinois program to a number of achievements during his first year in 2012-13 – including a 23-win campaign that marked a six-win improvement from the UI's previous season – culminating in an NCAA Tournament appearance and subsequent victory to advance to the Round of 32.

Illinois won its first 12 games in 2012-13, equaling the sixth-best start in school history and matching the best start ever for a first-year UI coach. Included in that stretch was a dominating performance in Hawaii as the Illini captured the school's first-ever Maui Invitational championship. Illinois also recorded arguably the most impressive win of college basketball's pre-conference season, winning at No. 10 Gonzaga by double digits.

The Illini spent eight weeks ranked in the Top 25, reaching as high as No. 10 in the national polls. Illinois recorded two more top-10 wins during conference play in one of the most difficult seasons in Big Ten history. The Illini defeated No. 8 Ohio State on Jan. 5 by 19 points, the UI's largest margin of victory over a top-10 opponent since 1964. Then on Feb. 7, Illinois garnered national headlines with a thrilling last-second home victory over No. 1 Indiana. The Illini won it at the buzzer on a layup by Tyler Griffey, leading to a court storming celebration as Illinois defeated a No. 1-ranked opponent for just the third time in school history.

The Fighting Illini earned a No. 7 seed in the NCAA Tournament and defeated No. 10 Colorado in the Round of 64 as Groce improved his record in the opening round of the Tournament to 9-0 during his coaching career, and 3-0 as a head coach.

In addition to the success on the court, Groce also made an immediate impact on the recruiting trail, signing a top-25 ranked class in less than eight months on the job in Champaign.

Groce was named the 17th Fighting Illini men's basketball coach on March 29, 2012. He arrived at Illinois after four seasons as head coach at Ohio University, where he led the Bobcats to an 85-56 overall record as well as Mid-American Conference Tournament titles and NCAA Tournament appearances in 2010 and 2012.

Ohio was the story of the 2012 Tournament, advancing to the Sweet 16 as a No. 13 seed with victories over No. 4 seed Michigan followed by No. 12 seed South Florida. The Bobcats finished just short of the Elite Eight, falling to top-seed North Carolina in overtime in the regional semifinal. It marked just the second time in Ohio's school history and first since 1964 that the Bobcats won multiple games in the NCAA Tournament. Ohio finished the 2012 season with a school-record 29 wins and was known for its pressure defense, ranking second nationally in turnover percentage and third in steals percentage.

Ohio also made noise in the 2010 postseason. Playing in the school's first NCAA Tournament game in five seasons, the Bobcats received a No. 14 seed and defeated No. 3 seed Georgetown. With the 2010 and 2012 NCAA performances, Ohio became just the sixth school ever to win Tournament games as both a 13 and 14 seed.

The 44-year-old Groce has a total of 22 years in the coaching profession and has been part of teams that have made 19 postseason appearances. His record in 15 years as an assistant was an impressive 349-156, giving him a combined record of 496-254.

Groce earned his first head-coaching job at Ohio following four seasons on Thad Matta's staff at Ohio State from 2005-08, the first two as assistant coach and last two as associate head coach. During Groce's time in Columbus the Buckeyes amassed a record of 105-35, advanced to the NCAA Championship game in 2007 and second round in 2006, claimed back-to-back outright Big Ten Championships in 2006 and 2007 and won the NIT in 2008. Groce played a key role in recruiting many of the top players at Ohio State and was named Rivals' 2006 National Recruiter of the Year.

In all, Groce spent eight years as an assistant under Matta. Prior to his time at Ohio State, Groce served three years on Matta's staff at Xavier from 2002-04 and one season at Butler in 2001. The Musketeers went 78-23 and made three straight NCAA appearances, advancing to the second round in 2002 and 2003 and the Elite Eight in 2004. Xavier also won consecutive Atlantic 10 titles in 2002 and 2003. Butler, meanwhile, went 24-8 and won a conference crown in 2001 while also advancing to the second round of the NCAA Tournament.

Groce entered the Division I coaching ranks as a member of Herb Sendek's staff at North Carolina State from 1997-2000. The Wolfpack went 73-58 overall and advanced to the NIT in each of the four seasons Groce was in Raleigh, including a trip to the semifinals in 2000.

Groce got his start in coaching as an assistant at his alma mater, Taylor University, an NAIA school in Upland, Indiana. Groce spent three years on Paul Patterson's staff from 1994-96, helping lead the Trojans to a 69-32 record and pair of trips to the NAIA national tournament. Groce played for Patterson for three years from 1991-93 before making the transition to a student assistant role as a senior. Taylor compiled a 90-16 record and made three trips to the NAIA Tournament during Groce's playing career, including a 1991 NAIA Final Four appearance during his freshman season.

Groce earned a bachelor's degree in mathematics from Taylor in 1994. John and his wife, Allison, have two sons, Conner and Camden, and a daughter, Cate.

GROCE'S CAREER HEAD COACHING RECORD

Season	School	Position	Overall / Conf. (Finish)	Postseason
2008-09	Ohio	Head Coach	15-17 / 7-9 (9th)	
2009-10	Ohio	Head Coach	22-15 / 7-9 (9th)	NCAA Round of 32
2010-11	Ohio	Head Coach	19-16 / 9-7 (5th)	CIT Quarterfinal
2011-12	Ohio	Head Coach	29-8 / 11-5 (3rd)	NCAA Sweet 16
2012-13	Illinois	Head Coach	23-13 / 8-10 (7th)	NCAA Round of 32
2013-14	Illinois	Head Coach	20-15 / 7-11 (8th)	NIT 2nd Round
2014-15	Illinois	Head Coach	19-14 / 9-9 (7th)	NIT 1st Round
2015-16	Illinois	Head Coach	12-14 / 4-9	

Illinois (4th year): 74-56 (.569) // Head Coach (8th year): 159-112 (.587) // Assistant Coach (15 years): 349-156 (.691) // Total (23rd year): 508-268 (.655)



44 ALEX AUSTIN

JUNIOR // GUARD // 6-4 // 185
CHICAGO, ILL. // MOUNT CARMEL H.S.

2015-16 Notes: Started five straight games from Nov. 15-27 and six total ... Five points at Rutgers (2/3) ... Four points in six minutes at Indiana (1/19) ... Made one 3-pointer each at Michigan State (1/7), at Ohio State (1/3) and vs. South Dakota (12/19) ... Three boards and two assists vs. Western Carolina (12/5) ... Four rebounds and season-high two steals vs. Notre Dame (12/2) ... Illini career-high eight points and five rebounds vs. Chicago State (11/23) ... Played career-high 33 minutes at Providence (11/18), finishing with four points and UI career highs of five rebounds and four assists ... Earned first UI start vs. North Dakota State (11/15), totaling five points ... First walkon to start for the Illini since Jeff Jordan in 2010 ... Five rebounds in Illini debut vs. North Florida (11/13).

Career Notes: Born Nov. 17, 1993 ... Majoring in communication ... Sit out last season per NCAA transfer rules ... Played in 59 games with 36 starts during two years at Eastern Illinois, averaging 8.2 points and 2.4 rebounds ... Appeared in 27 games as a sophomore, starting 16 times, and averaged 7.0 points and 2.4 rebounds ... Shot 83 percent from the free throw line (44-53) to lead EIU and was second on the team with 31 made 3-pointers ... Scored season-high 18 points vs. Olivet Nazarene (11/13/13) ... Grabbed season-high six boards vs. Indiana State (12/7/13) and Jacksonville State (1/11/14) ... Played in all 32 games as a freshman, starting 20, and averaged 9.3 points and 2.5 boards ... Leading-scoring freshman in the Ohio Valley and was named OVC Freshman of the Week five times ... Shot 46.4 percent from the field (103-22) and 36.8 percent from 3-point range (39-106), raking second on EIU with 39 treys ... Scored career-high 21 points vs. Toledo (12/8/12) ... Registered career-high eight rebounds vs. Southeast Missouri (3/6/13).

AUSTIN'S 2015-16 GAME-BY-GAME STATISTICS

Date	Opponent	G-GS	MIN	FG-A	3P-A	FT-A	REB	PF	A	TO	B	S	PTS
Nov. 13	vs. North Florida	1-0	21	0-1	0-1	0-0	0-5-5	0	1	0	0	0	0
Nov. 15	vs. North Dakota St.	1-1	25	2-5	1-3	0-1	0-2-2	3	0	0	0	1	5
Nov. 18	at Providence	1-1	33	1-7	1-6	1-2	2-3-5	2	4	1	0	0	4
Nov. 21	vs. Chattanooga	1-1	10	0-0	0-0	0-0	0-3-3	1	2	0	0	0	0
Nov. 23	vs. Chicago State	1-1	29	2-4	0-2	4-5	2-3-5	3	3	1	0	0	8
Nov. 27	vs. UAB	1-1	6	0-0	0-0	0-0	0-1-1	0	0	0	0	0	0
Nov. 28	vs. Iowa State	1-0	1	0-0	0-0	0-0	0-0-0	0	0	0	0	0	0
Dec. 2	Notre Dame	1-0	22	1-5	0-2	0-0	0-4-4	0	1	0	0	2	2
Dec. 5	Western Carolina	1-1	12	0-1	0-1	2-2	0-3-3	1	2	0	0	0	2
Dec. 9	Yale	1-0	13	0-2	0-2	0-0	0-2-2	3	1	0	0	1	0
Dec. 12	vs. UIC	1-0	11	0-2	0-2	0-0	0-1-1	0	0	1	0	0	0
Dec. 19	South Dakota	1-0	5	1-1	1-1	0-0	0-0-0	1	1	0	0	0	3
Dec. 23	vs. Missouri	DNP											
Dec. 30	Michigan	1-0	15	0-0	0-0	0-0	0-1-1	1	2	0	0	2	0
Jan. 3	at Ohio State	1-0	10	1-2	1-1	0-0	0-0-0	3	0	0	0	0	3
Jan. 7	at Michigan State	1-0	7	1-1	1-1	0-0	0-0-0	1	0	0	0	0	3
Jan. 10	Purdue	1-0	0+	0-0	0-0	0-0	0-0-0	0	0	0	0	0	0
Jan. 16	Nebraska	1-0	1	0-1	0-1	0-0	0-0-0	0	0	0	0	0	0
Jan. 19	at Indiana	1-0	6	2-3	0-1	0-1	0-0-0	0	0	0	0	0	4
Jan. 23	at Minnesota	1-0	6	0-0	0-0	0-0	0-1-1	1	0	1	0	0	0
Jan. 28	Ohio State	1-0	3	0-0	0-0	0-0	0-0-0	1	0	0	0	0	0
Jan. 31	Wisconsin	1-0	5	0-0	0-0	0-0	0-1-1	1	0	0	0	1	0
Feb. 3	at Rutgers	1-0	14	2-2	1-1	0-0	0-0-0	3	1	2	0	1	5
Feb. 7	Iowa	1-0	4	0-0	0-0	0-0	0-0-0	0	0	0	0	1	0
Feb. 13	at Northwestern	1-0	4	0-1	0-1	0-0	0-1-1	1	0	0	0	0	0
Feb. 16	Rutgers	1-0	9	0-1	0-0	0-0	2-1-3	0	0	0	0	0	0
Feb. 21	at Wisconsin												
Feb. 25	Indiana												
Feb. 28	Minnesota												
March 3	at Maryland												
March 6	at Penn State												

AUSTIN'S UI CAREER HIGHS

MINUTES

Season: 33 at Providence (11/18/15)

POINTS

Season: 8 vs. Chicago State (11/23/15)

FIELD GOALS

Season: 2, four times; last at Rutgers (2/3/16)

FIELD GOAL ATTEMPTS

Season: 7 at Providence (11/18/15)

3-POINT FIELD GOALS

Season: 1, six times; last at Rutgers (2/3/16)

3-POINT FIELD GOAL ATTEMPTS

Season: 6 at Providence (11/18/15)

FREE THROWS

Season: 4 vs. Chicago State (11/23/15)

FREE THROW ATTEMPTS

Season: 5 vs. Chicago State (11/23/15)

REBOUNDS

Season: 5, three times; last vs. Chicago State (11/23/15)

ASSISTS

Season: 4 at Providence (11/18/15)

BLOCKS

Season: 0

STEALS

Season: 2, twice; last vs. Michigan (12/30/15)

AUSTIN'S CAREER STATISTICS AT EASTERN ILLINOIS

Year	G-GS	MIN-Avg	FGM-A/%	3PM-A/%	FTM-A/%	OR-DR-TOT/Avg	PF-DQ	A	TO	B	S	PTS-Avg
2012-13	32-20	761-23.8	103-222/.464	39-106/.368	51-73/.699	4-75-79/2.5	57-0	36	38	1	27	296-9.3
2013-14	27-16	599-22.2	57-149/.383	31-96/.323	44-53/.830	6-59-65/2.4	36-0	28	24	1	19	189-7.0
TOTAL	59-36	1360-23.1	160-371/.431	70-202/.347	95-126/.754	10-134-144/2.4	93-0	64	62	2	46	485-8.2

AUSTIN'S UI CAREER STATISTICS

Year	G-GS	MIN-Avg	FGM-A/%	3PM-A/%	FTM-A/%	OR-DR-TOT/Avg	PF-DQ	A	TO	B	S	PTS-Avg
2014-15	DNP - Transfer											
2015-16	25-6	272-10.9	13-39/.333	6-26/.231	7-11/.636	6-32-38/1.5	26-0	18	6	0	9	39-1.6



12 LERON BLACK

SOPHOMORE // FORWARD // 6-7 // 220

MEMPHIS, TENN. // WHITE STATION H.S.

2015-16 Notes: Suspended indefinitely on Feb. 19 ... Knee surgery in October to repair torn meniscus ... Returned to action vs. North Dakota State (11/15) ... First start of season at Providence (11/18) ... Season-high 12 points on 6-of-9 shooting vs. UAB (11/27) ... Eight points and season-high eight rebounds vs. Iowa State (11/28) ... Team-high seven rebounds vs. Notre Dame (12/2) ... Missed last 17 games due to knee.

Career Notes: Born Jan. 31, 1996 in Omaha, Neb. ... Majoring in communication ... Played in all 33 games last season, starting 10 times ... Sixth on the team in scoring, averaging 5.0 points ... Scored in double figures six times ... Scored career-high 18 points with eight rebounds vs. Coppin State (11/16/14) ... 10 points vs. Brown (11/24/14) ... Eight rebounds vs. both Hampton (12/17/14) and Kennesaw State (12/27/14) ... Eight points and nine rebounds vs. Indiana (1/18/15) ... Recorded first career double-double in first career start with 15 points and career-high 13 rebounds – most by an Illini on the season – vs. Purdue (1/21/15) ... Contributed 12 points on 5-of-6 shooting vs. Rutgers (2/3/15) ... Tallied 11 points vs. Nebraska (3/4/15) ... 10 points and five rebounds vs. Michigan in the Big Ten Tournament (3/12/15) ... Consensus national top-50 recruit averaged 20.2 points and 12.9 rebounds as a senior, leading White Station High School to a 30-3 record ... Tennessee Mr. Basketball and Gatorade Player of the Year in Tennessee ... Tennessee Sports Writers Association (TSWA) Class AAA All-State Team ... Pepsi Best of the Preps Player of the Year and first-team All-Metro by *Memphis Commercial Appeal* ... Following his senior season, participated in USA Basketball U18 training camp.

BLACK'S 2015-16 GAME-BY-GAME STATISTICS

Date	Opponent	G-GS	MIN	FG-A	3P-A	FT-A	REB	PF	A	TO	B	S	PTS
Nov. 13	vs. North Florida		DNP-Inj.										
Nov. 15	vs. North Dakota St.	1-0	15	2-3	0-0	1-2	2-3-5	2	1	0	1	0	5
Nov. 18	at Providence	1-1	4	0-1	0-0	0-0	0-0-0	4	0	2	0	0	0
Nov. 21	vs. Chattanooga	1-0	9	2-2	0-0	0-0	0-2-2	3	1	1	0	0	4
Nov. 23	vs. Chicago State		DNP-Inj.										
Nov. 27	vs. UAB	1-0	21	6-9	0-0	0-0	2-4-6	4	1	0	0	2	12
Nov. 28	vs. Iowa State	1-0	22	4-10	0-0	0-0	3-5-8	2	0	1	0	0	8
Dec. 2	Notre Dame	1-1	20	1-7	0-0	0-0	2-5-7	3	1	0	1	0	2
Dec. 5	Western Carolina	1-0	9	0-4	0-0	0-0	1-2-3	5-1	0	1	0	0	0
Dec. 9	Yale		DNP-Inj.										
Dec. 12	vs. UIC		DNP-Inj.										
Dec. 19	South Dakota		DNP-Inj.										
Dec. 23	vs. Missouri		DNP-Inj.										
Dec. 30	Michigan		DNP-Inj.										
Jan. 3	at Ohio State		DNP-Inj.										
Jan. 7	at Michigan State		DNP-Inj.										
Jan. 10	Purdue		DNP-Inj.										
Jan. 16	Nebraska		DNP-Inj.										
Jan. 19	at Indiana		DNP-Inj.										
Jan. 23	at Minnesota		DNP-Inj.										
Jan. 28	Ohio State		DNP-Inj.										
Jan. 31	Wisconsin		DNP-Inj.										
Feb. 3	at Rutgers		DNP-Inj.										
Feb. 7	Iowa		DNP-Inj.										
Feb. 13	at Northwestern		DNP-Inj.										
Feb. 16	Rutgers		DNP-Inj.										
Feb. 21	at Wisconsin												
Feb. 25	Indiana												
Feb. 28	Minnesota												
March 3	at Maryland												
March 6	at Penn State												

BLACK'S CAREER STATISTICS

Year	G-GS	MIN-Avg	FGM-A/%	3PM-A/%	FTM-A/%	OR-DR-TOT/Avg	PF-DQ	A	TO	B	S	PTS-Avg
2014-15	33-10	487-14.8	67-141/.475	0-3/.000	30-44/.682	42-99-141/4.3	89-1	4	28	6	11	164-5.0
2015-16	7-2	100-14.3	15-36/.417	0-0/.000	1-2/.500	10-21-31/4.4	23-1	4	5	2	2	31-4.4
TOTAL	40-12	587-14.7	82-177/.463	0-3/.000	31-46/.674	52-120-172/4.3	112-2	8	33	8	13	195-4.9

BLACK'S CAREER/SEASON HIGHS

MINUTES

Career: 32 vs. Purdue (1/21/15)

Season: 22 vs. Iowa State (11/28/15)

POINTS

Career: 18 vs. Coppin State (11/16/14)

Season: 12 vs. UAB (11/27/15)

FIELD GOALS

Career: 7 vs. Coppin State (11/16/14)

Season: 6 vs. UAB (11/27/15)

FIELD GOAL ATTEMPTS

Career: 11 vs. Coppin State (11/16/14)

Season: 10 vs. Iowa State (11/28/15)

3-POINT FIELD GOALS

Career: 0

Season: 0

3-POINT FIELD GOAL ATTEMPTS

Career: 1, three times; last vs. Kennesaw State (12/27/14)

Season: 0

FREE THROWS

Career: 5 vs. Nebraska (3/4/15)

Season: 1 vs. North Dakota State (11/15/15)

FREE THROW ATTEMPTS

Career: 6, twice; last vs. Nebraska (3/4/15)

Season: 2 vs. North Dakota State (11/15/15)

REBOUNDS

Career: 13 vs. Purdue (1/21/15)

Season: 8 vs. Iowa State (11/28/15)

ASSISTS

Career: 1, eight times; last vs. Notre Dame (12/2/15)

Season: 1, four times; last vs. Notre Dame (12/2/15)

BLOCKED SHOTS

Career: 1, eight times; last vs. Notre Dame (12/2/15)

Season: 1, twice; last vs. Notre Dame (12/2/15)

STEALS

Career: 2, three times; last vs. UAB (11/27/15)

Season: 2 vs. UAB (11/27/15)



5 JALEN COLEMAN-LANDS

FRESHMAN // GUARD // 6-3 // 180

INDIANAPOLIS, IND. // LA LUMIERE PREP

2015-16 Notes: Fourth on team in scoring, averaging 9.8 points ... Shooting 40.6 percent from 3-point range ... Leads team with 65 treys (2.5 avg., sixth in Big Ten) ... Has made three or more treys in 14 games, including 10 of the last 16 ... Made 18 threes over last four games ... 12 points behind four treys at Northwestern (2/13) ... Team-high 17 points with five treys vs. Iowa (2/7) ... Career-high 26 points – the highest scoring total by an Illini freshman in the last eight years – with career-best six 3-pointers at Rutgers (2/3) ... 11 points and career-high tying six rebounds vs. Ohio State (1/28) ... 11 points vs. Nebraska (1/16) ... 14 points with four treys and season-high six rebounds at Ohio State (1/3) ... 13 points vs. Michigan (12/30) ... 17 points and drained four treys vs. South Dakota (12/19) ... 15 points on 4-of-6 treys vs. UIC (12/12) ... 14 points with four threes vs. Notre Dame (12/2) ... 12 points with four 3-pointers and three steals vs. Chicago State (11/13), including game-winning trey from the baseline at the buzzer ... Game winner vs. Chicago State was No. 1 play on ESPN SportsCenter Top 10 ... First career start vs. Chattanooga (11/21) ... 17 points on 5-of-7 from three at Providence (11/18) ... 15 points – 12 coming in the second half – and season-high four steals in 32 minutes vs. North Dakota State (11/15).

Career Notes: Born July 15, 1996 ... Majoring in community health ... Consensus national top-50 recruit was ranked No. 34 by 247Sports and ESPN, No. 39 by Rivals and No. 42 by Scout ... Averaged 23 points, four rebounds and three assists as a senior at La Lumiere, a prep school in La Porte, Ind. ... Selected to participate in the 2015 Jordan Brand Classic at Barclays Center, totaling eight points and six rebounds ... First Indiana native to sign with the Fighting Illini in 30 years, since Nobleville's Scott Haffner in 1984 ... Honor roll student at La Lumiere and recipient of the school's Bransfield Award, the highest honor given to an underclassman ... Served as vice president of the La Lumiere Entrepreneurship club ... Previously attended Cathedral High School in Indianapolis, helping lead Cathedral to a 25-6 record and IHSAA Class 4A state runner-up finish as a sophomore.

COLEMAN-LANDS' 2015-16 GAME-BY-GAME STATISTICS

Date	Opponent	G-GS	MIN	FG-A	3P-A	FT-A	REB	PF	A	TO	B	S	PTS
Nov. 13	vs. North Florida	1-0	14	2-5	1-3	0-0	0-2-2	5-1	1	0	0	0	5
Nov. 15	vs. North Dakota St.	1-0	32	4-12	3-6	4-6	0-2-2	2	2	2	0	4	15
Nov. 18	at Providence	1-0	27	6-9	5-7	0-0	3-1-4	2	2	3	0	1	17
Nov. 21	vs. Chattanooga	1-1	19	0-5	0-3	0-0	0-0-0	1	1	3	0	1	0
Nov. 23	vs. Chicago State	1-1	26	4-7	4-7	0-0	0-1-1	3	0	4	0	3	12
Nov. 27	vs. UAB	1-0	16	1-4	1-3	0-0	0-1-1	1	0	0	0	1	3
Nov. 28	vs. Iowa State	1-1	20	2-5	1-4	0-0	0-1-1	1	0	2	0	0	5
Dec. 2	Notre Dame	1-0	23	5-11	4-10	0-0	1-1-2	2	1	1	0	0	14
Dec. 5	Western Carolina	1-0	11	0-1	0-1	0-0	0-1-1	1	0	2	0	0	0
Dec. 9	Yale	1-0	17	0-6	0-5	0-0	0-0-0	1	0	0	0	0	0
Dec. 12	vs. UIC	1-0	27	4-6	4-6	3-5	0-1-1	3	0	1	1	0	15
Dec. 19	South Dakota	1-1	27	5-10	4-9	3-4	0-3-3	0	3	1	0	0	17
Dec. 23	vs. Missouri	1-1	31	2-6	2-5	2-3	0-0-0	1	0	0	0	0	8
Dec. 30	Michigan	1-1	29	5-12	3-8	0-0	0-2-2	2	1	3	0	1	13
Jan. 3	at Ohio State	1-1	29	5-11	4-8	0-0	1-5-6	4	1	0	0	0	14
Jan. 7	at Michigan State	1-1	22	3-10	0-4	0-0	0-0-0	1	0	0	0	0	6
Jan. 10	Purdue	1-0	20	3-6	2-4	2-2	0-1-1	1	1	0	0	0	10
Jan. 16	Nebraska	1-1	27	3-9	3-8	2-2	0-2-2	4	2	0	0	0	11
Jan. 19	at Indiana	1-1	28	2-6	2-4	0-0	1-0-1	2	1	0	0	0	6
Jan. 23	at Minnesota	1-1	22	2-7	1-3	2-4	0-3-3	0	1	1	0	0	7
Jan. 28	Ohio State	1-1	27	3-11	3-9	2-2	0-6-6	3	1	0	0	0	11
Jan. 31	Wisconsin	1-0	17	1-4	0-1	0-0	0-2-2	2	0	0	0	1	2
Feb. 3	at Rutgers	1-1	45	8-17	6-14	4-4	0-1-1	2	0	0	0	0	26
Feb. 7	Iowa	1-1	26	6-13	5-11	0-0	0-1-1	1	0	1	0	0	17
Feb. 13	at Northwestern	1-1	30	4-10	4-9	0-0	1-1-2	3	2	2	0	1	12
Feb. 16	Rutgers	1-1	22	3-9	3-8	0-0	0-1-1	4	2	1	0	1	9
Feb. 21	at Wisconsin												
Feb. 25	Indiana												
Feb. 28	Minnesota												
March 3	at Maryland												
March 6	at Penn State												

COLEMAN-LANDS' CAREER STATISTICS

Year	G-GS	MIN-Avg	FGM-A/%	3PM-A/%	FTM-A/%	OR-DR-TOT/Avg	PF-DQ	A	TO	B	S	PTS-Avg
2015-16	26-16	634-24.4	83-212/.392	65-160/.406	24-32/.750	7-39-46/1.8	52-1	22	27	1	14	255-9.8

COLEMAN-LANDS' CAREER HIGHS

MINUTES

Season: 45 at Rutgers (2/3/16)

POINTS

Season: 26 at Rutgers (2/3/16)

FIELD GOALS

Season: 8 at Rutgers (2/3/16)

FIELD GOAL ATTEMPTS

Season: 17 at Rutgers (2/3/16)

3-POINT FIELD GOALS

Season: 6 at Rutgers (2/3/16)

3-POINT FIELD GOAL ATTEMPTS

Season: 14 at Rutgers (2/3/16)

FREE THROWS

Season: 4, twice; last at Rutgers (2/3/16)

FREE THROW ATTEMPTS

Season: 6 vs. North Dakota State (11/15/15)

REBOUNDS

Season: 6, twice; last vs. Ohio State (1/28/16)

ASSISTS

Season: 3 vs. South Dakota (12/19/15)

BLOCKS

Season: 1 vs. UIC (12/12/15)

STEALS

Season: 4 vs. North Dakota State (11/15/15)



43 MICHAEL FINKE

REDSHIRT FRESHMAN // FORWARD // 6-10 // 220
CHAMPAIGN, ILL. // CENTENNIAL H.S.

2015-16 Notes: Fifth on team in scoring, averaging 8.3 points ... Shooting 38 percent from 3-point range ... Third on team with 30 treys ... Averaging 4.0 rebounds, with that figure improving to 4.9 rpg in conference play ... Four rebounds in 12 minutes vs. Rutgers (2/16) ... Four rebounds in 16 minutes at Northwestern (2/13) ... Five points and four rebounds in 17 minutes vs. Iowa (2/7) ... Missed Rutgers game (2/3) with bruised knee ... Career-high 16 rebounds – the most by an Illini player in the last four seasons – along with nine points and a career-high four assists at Minnesota (1/23) ... 11 points vs. Nebraska (1/16) ... Seven rebounds at Michigan State (1/7) ... 14 points with five boards at Ohio State (1/3) ... Career- and team-high eight rebounds vs. Michigan (12/30) ... 16 points vs. Missouri (12/23) ... 13 points with seven rebounds vs. South Dakota (12/19) ... 14 points and team-high five rebounds vs. UIC (12/12) ... Career-high 24 points on 9-13 shooting – including career-best four 3-pointers – with game-high six rebounds vs. Western Carolina (12/5) ... 13 points on 5-of-7 shooting vs. Notre Dame (12/2) ... 17 points vs. Chicago State (11/23) ... Earned first career start vs. UAB (11/27) ... 12 points on 5-of-8 shooting with seven rebounds at Providence ... Three assists vs. North Dakota State (11/15).

Career Notes: Born April 26, 1996 ... Majoring in communication ... Redshirted last season as a true freshman ... Averaged 19.6 points and 9.3 rebounds as a senior at Centennial High School... Scored a career-high 42 points in a win over Kankakee (2/25/14) ... First-team All-State by Associated Press, *Chicago Sun-Times*, *Champaign-Urbana News-Gazette* and Illinois Basketball Coaches Association ... Two-time *News-Gazette* All-Area Player of the Year ... Finished prep career ranked fourth all-time at Centennial in scoring with 1,425 points and second all-time in rebounding with 711 boards.

FINKE'S 2015-16 GAME-BY-GAME STATISTICS

Date	Opponent	G-GS	MIN	FG-A	3P-A	FT-A	REB	PF	A	TO	B	S	PTS
Nov. 13	vs. North Florida	1-0	5	1-1	0-0	0-0	0-0-0	0	0	1	0	0	2
Nov. 15	vs. North Dakota St.	1-0	13	2-4	0-2	0-0	0-0-0	1	3	0	0	0	4
Nov. 18	at Providence	1-0	27	5-8	1-3	1-2	3-4-7	0	2	0	0	0	12
Nov. 21	vs. Chattanooga	1-0	24	3-8	1-3	0-0	0-1-1	0	2	1	0	0	7
Nov. 23	vs. Chicago State	1-0	20	4-8	1-5	8-9	1-2-3	2	1	2	0	0	17
Nov. 27	vs. UAB	1-1	19	0-2	0-2	1-2	0-2-2	3	0	0	0	0	1
Nov. 28	vs. Iowa State	1-0	7	2-3	1-2	0-0	1-0-1	0	0	0	0	0	5
Dec. 2	Notre Dame	1-0	20	5-7	1-1	2-2	0-1-1	4	0	0	0	0	13
Dec. 5	Western Carolina	1-1	31	9-13	4-6	2-2	3-3-6	1	2	1	0	1	24
Dec. 9	Yale	1-1	27	3-5	0-0	0-0	1-3-4	3	1	0	0	0	6
Dec. 12	vs. UIC	1-1	27	5-10	2-4	2-4	1-4-5	1	1	1	1	0	14
Dec. 19	South Dakota	1-1	27	5-9	2-3	1-2	4-3-7	1	2	2	0	0	13
Dec. 23	vs. Missouri	1-1	23	5-8	3-5	3-4	1-2-3	3	0	1	1	0	16
Dec. 30	Michigan	1-1	26	2-6	1-5	2-2	1-7-8	2	1	1	1	0	7
Jan. 3	at Ohio State	1-1	25	5-13	3-8	1-2	4-1-5	1	3	0	0	0	14
Jan. 7	at Michigan State	1-1	30	2-10	1-3	0-0	1-6-7	1	2	1	0	1	5
Jan. 10	Purdue	1-1	19	2-4	2-3	0-0	1-0-1	4	2	0	0	0	6
Jan. 16	Nebraska	1-1	28	4-9	3-8	0-0	2-1-3	4	0	2	0	0	11
Jan. 19	at Indiana	1-1	24	1-3	0-1	0-0	2-0-2	3	1	1	0	0	2
Jan. 23	at Minnesota	1-1	36	4-8	1-4	0-0	2-14-16	3	4	4	0	0	9
Jan. 28	Ohio State	1-1	30	2-8	1-5	1-4	1-1-2	1	0	1	0	0	6
Jan. 31	Wisconsin	1-1	17	1-6	1-3	0-0	2-1-3	2	0	1	0	1	3
Feb. 3	at Rutgers	DNP-Inj.											
Feb. 7	Iowa	1-0	17	2-6	1-2	0-0	3-1-4	1	0	0	0	0	5
Feb. 13	at Northwestern	1-0	16	1-2	0-0	1-2	2-2-4	2	0	0	0	0	3
Feb. 16	Rutgers	1-0	12	1-3	0-1	0-0	2-2-4	2	0	1	0	0	2
Feb. 21	at Wisconsin												
Feb. 25	Indiana												
Feb. 28	Minnesota												
March 3	at Maryland												
March 6	at Penn State												

FINKE'S CAREER STATISTICS

Year	G-GS	MIN-Avg	FGM-A/%	3PM-A/%	FTM-A/%	OR-DR-TOT/Avg	PF-DQ	A	TO	B	S	PTS-Avg
2014-15		DNP-Redshirt										
2015-16	25-15	550-22.0	76-164/.463	30-79/.380	25-37/.676	38-61-99/4.0	45-0	27	21	3	3	207-8.3

FINKE'S CAREER HIGHS

MINUTES

Season: 36 at Minnesota (1/23/16)

POINTS

Season: 24 vs. Western Carolina (12/5/15)

FIELD GOALS

Season: 9 vs. Western Carolina (12/5/15)

FIELD GOAL ATTEMPTS

Season: 13, twice; last at Ohio State (1/3/16)

3-POINT FIELD GOALS

Season: 4 vs. Western Carolina (12/5/15)

3-POINT FIELD GOAL ATTEMPTS

Season: 8, twice; last vs. Nebraska (1/16/16)

FREE THROWS

Season: 8 vs. Chicago State (11/23/15)

FREE THROW ATTEMPTS

Season: 9 vs. Chicago State (11/23/15)

REBOUNDS

Season: 16 at Minnesota (1/23/16)

ASSISTS

Season: 4 at Minnesota (1/23/16)

BLOCKS

Season: 1, three times; last vs. Michigan (12/30/15)

STEALS

Season: 1, three times; last vs. Wisconsin (1/31/16)



21 MALCOLM HILL

JUNIOR // GUARD // 6-6 // 220

FAIRVIEW HEIGHTS, ILL. // BELLEVILLE EAST H.S.

2015-16 Notes: Jerry West Award finalist ... Third in Big Ten in scoring with average of 18.5 points, highest scoring average by an Illini in last 13 seasons ... Fourth in league in minutes played (35.4 mpg) ... Also leads team in rebounding (6.7 rpg, ninth in B1G), assists (3.5 apg, 12th in B1G), free throw percentage (.808, 11th in B1G) and blocked shots (14) ... Second on Illini in steals (25) ... Sixth double-double of the year with 22 points and 10 rebounds vs. Rutgers (2/16) ... 13 rebounds and career-high eight assists at Northwestern (2/13) ... 14 points, eight rebounds and four steals vs. Iowa (2/7) ... 32 points and career-high 14 rebounds along with five assists at Rutgers (2/3) ... 22 points vs. Wisconsin (1/31) ... Game-high 28 points and 10 boards at Minnesota (1/23) ... Also scored his 1,000th career point against the Gophers ... 20 points at Indiana (1/19) ... 17 points and seven assists vs. Nebraska (1/16) ... Game-high 30 points on 9-of-15 shooting with eight rebounds vs. Purdue (1/10) ... Game-high 21 points vs. Missouri (12/23) ... Career-high 34 points, 11 rebounds, five assists, career-high three blocked shots and two steals vs. South Dakota (12/19), leading to Big Ten Co-Player of the Week honors on Dec. 21 ... 22 points on only eight field goal attempts vs. UIC (12/12) ... 20 points and seven assists vs. Yale (12/9) ... 19 points and career-high tying four steals vs. Notre Dame (12/2) ... Emerald Coast Classic All-Tournament Team ... 20 points vs. Iowa State (11/28) ... Six assists and career-high four steals vs. UAB (11/27) ... Seven assists vs. Chicago State (11/23) ... 25 points on 8-of-13 shooting with three steals vs. Chattanooga (11/21) ... 15 points and 11 rebounds at Providence ... First career double-double with 20 points and 10 rebounds in opener vs. North Florida (11/13).

Career Notes: Born Oct. 26, 1995 ... Majoring in media and cinema studies ... Honorable mention All-Big Ten pick ranked second on the Illini in scoring (14.4 ppg) and rebounding (4.8 rpg) last season ... Scored in double figures 29 times ... Las Vegas Invitational All-Tournament Team ... 20 points vs. Villanova at Madison Square Garden (12/9/14) ... Season-high 28 points vs. Maryland (1/7) ... Made game-winning layup with 4.4 seconds remaining vs. Penn State, finishing one shy of his career high with 27 points (1/31/15) ... Named Big Ten Co-Player of the Week following performance vs. Penn State ... Game-high 19 points at Michigan State (2/7/15) ... Game-high 22 points and season-high six assists at Alabama in NIT (3/17/15) ... Played in all 35 games as a freshman, starting final 12 ... Averaged 4.4 points and 2.4 rebounds on the year ... Season-high 11 points in first career start at Penn State (2/9/14) ... Consensus national top-75 recruit averaged 25.3 points, 6.1 rebounds 2.3 steals and 1.9 blocks as a senior at Belleville East High School ... Finished third in voting for Illinois Mr. Basketball ... First-team All-State selection ... *St. Louis Post-Dispatch* All-Metro Player of the Year ... Belleville East's all-time leading scorer with 2,067 career points.

HILL'S 2015-16 GAME-BY-GAME STATISTICS

Date	Opponent	G-GS	MIN	FG-A	3P-A	FT-A	REB	PF	A	TO	B	S	PTS
Nov. 13	vs. North Florida	1-1	38	6-17	1-5	7-9	3-7-10	4	5	2	1	0	20
Nov. 15	vs. North Dakota St.	1-1	35	3-12	1-3	6-7	0-4-4	1	5	3	1	0	13
Nov. 18	at Providence	1-1	40	7-17	1-5	0-0	2-9-11	2	3	2	2	1	15
Nov. 21	vs. Chattanooga	1-1	38	8-13	0-2	9-11	1-0-1	3	3	4	0	3	25
Nov. 23	vs. Chicago State	1-1	39	3-9	1-3	5-6	2-4-6	2	7	1	0	2	12
Nov. 27	vs. UAB	1-1	33	4-11	1-2	3-4	1-3-4	1	6	3	0	4	12
Nov. 28	vs. Iowa State	1-1	38	7-14	4-7	2-2	1-4-5	4	1	0	0	0	20
Dec. 2	Notre Dame	1-1	30	6-10	2-3	5-5	1-2-3	4	3	1	0	4	19
Dec. 5	Western Carolina	1-1	27	5-8	0-2	0-1	2-3-5	3	2	3	1	1	10
Dec. 9	Yale	1-1	35	7-19	1-7	5-6	1-4-5	2	7	1	1	0	20
Dec. 12	vs. UIC	1-1	35	5-8	1-3	11-14	1-3-4	1	1	2	2	1	22
Dec. 19	South Dakota	1-1	32	10-16	4-7	10-11	0-11-11	4	5	2	3	2	34
Dec. 23	vs. Missouri	1-1	37	8-19	2-8	3-4	1-4-5	4	3	2	1	2	21
Dec. 30	Michigan	1-1	36	3-11	1-3	4-5	1-2-3	3	3	3	0	1	11
Jan. 3	at Ohio State	1-1	28	4-13	1-5	5-5	1-6-7	4	1	1	0	0	14
Jan. 7	at Michigan State	1-1	23	4-10	0-2	2-2	0-6-6	3	0	1	0	0	10
Jan. 10	Purdue	1-1	35	9-15	2-2	10-14	0-8-8	0	3	2	2	0	30
Jan. 16	Nebraska	1-1	38	6-13	0-3	5-9	0-4-4	4	7	2	0	1	17
Jan. 19	at Indiana	1-1	30	6-11	1-2	7-8	1-4-5	2	1	4	0	1	20
Jan. 23	at Minnesota	1-1	42	7-17	1-2	13-14	4-6-10	4	1	5	0	0	28
Jan. 28	Ohio State	1-1	40	3-14	0-3	6-8	2-6-8	4	2	2	0	0	12
Jan. 31	Wisconsin	1-1	38	6-12	1-3	9-10	0-3-3	0	1	3	0	0	22
Feb. 3	at Rutgers	1-1	49	7-19	1-4	17-20	2-12-14	2	5	4	0	0	32
Feb. 7	Iowa	1-1	36	5-9	1-1	3-4	0-8-8	4	4	1	0	0	14
Feb. 13	at Northwestern	1-1	36	2-8	0-2	3-4	4-9-13	2	8	5	0	0	7
Feb. 16	Rutgers	1-1	32	7-13	2-2	6-10	1-9-10	2	3	1	0	2	22
Feb. 21	at Wisconsin												
Feb. 25	Indiana												
Feb. 28	Minnesota												
March 3	at Maryland												
March 6	at Penn State												

HILL'S CAREER STATISTICS

Year	G-GS	MIN-Avg	FGM-A/%	3PM-A/%	FTM-A/%	OR-DR-TOT/Avg	PF-DQ	A	TO	B	S	PTS-Avg
2013-14	35-12	495-14.1	46-120/.383	15-44/.341	47-61/.770	21-64-85/2.4	34-0	23	30	4	10	154-4.4
2014-15	33-32	1010-30.6	156-352/.443	42-108/.389	121-155/.781	61-98-159/4.8	68-0	44	49	7	28	475-14.4
2015-16	26-26	920-35.4	148-338/.438	30-91/.330	156-193/.808	32-141-173/6.7	69-0	90	60	14	25	482-18.5
TOTAL	94-70	2425-25.8	350-810/.432	87-243/.358	324-409/.792	114-303-417/4.4	171-0	157	139	25	63	1111-11.8

HILL'S CAREER/SEASON HIGHS

MINUTES

Career: 49 at Rutgers (2/3/16)

Season: 49 at Rutgers (2/3/16)

POINTS

Career: 34 vs. South Dakota (12/19/15)

Season: 34 vs. South Dakota (12/19/15)

FIELD GOALS

Career: 10, twice; last vs. South Dakota (12/19/15)

Season: 10 vs. South Dakota (12/19/15)

FIELD GOAL ATTEMPTS

Career: 19, three times; last at Rutgers (2/3/16)

Season: 19, three times; last at Rutgers (2/3/16)

3-POINT FIELD GOALS

Career: 4, six times; last vs. South Dakota (12/19/15)

Season: 4, twice; last vs. South Dakota (12/19/15)

3-POINT FIELD GOAL ATTEMPTS

Career: 8, twice; last vs. Missouri (12/23/15)

Season: 8 vs. Missouri (12/23/15)

FREE THROWS

Career: 17 at Rutgers (2/3/16)

Season: 17 at Rutgers (2/3/16)

FREE THROW ATTEMPTS

Career: 20 at Rutgers (2/3/16)

Season: 20 at Rutgers (2/3/16)

REBOUNDS

Career: 14 at Rutgers (2/3/16)

Season: 14 at Rutgers (2/3/16)

ASSISTS

Career: 8 at Northwestern (2/13/16)

Season: 8 at Northwestern (2/13/16)

BLOCKED SHOTS

Career: 3 vs. South Dakota (12/19/15)

Season: 3 vs. South Dakota (12/19/15)

STEALS

Career: 4, twice; last vs. Notre Dame (12/2/15)

Season: 4, twice; last vs. Notre Dame (12/2/15)



23 AARON JORDAN

FRESHMAN // GUARD // 6-5 // 190
PLAINFIELD, ILL. // EAST H.S.

2015-16 Notes: Averaging 3.7 points ... Fifth on team with 19 three-pointers ... Has made at least one trey in 12 games ... Seven points and career-high three rebounds in start vs. Wisconsin (1/31) ... Eight points at Indiana (1/19) ... Eight points and two steals in 17 minutes vs. Western Carolina (12/5) ... Eight points apiece vs. Chicago State (11/23) and Chattanooga (11/21) ... Seven points and made 2-of-3 treys vs. North Dakota State (11/15) ... Earned start in first career game, scoring season-high 14 points and hitting 3-of-5 three-pointers vs. North Florida (11/13).

Career Notes: Born May 5, 1997 ... Enrolled in the College of Liberal Arts and Sciences (general curriculum) ... Averaged 18.6 points, 4.1 rebounds and 2.0 assists as a senior, finishing fifth in voting for Illinois Mr. Basketball ... Set Plainfield East single-season scoring record with 503 points ... First-team All-State by the Associated Press, *Champaign News-Gazette* and Illinois Basketball Coaches Association ... Special mention All-State by the *Chicago Tribune* and honorable mention All-State by the City/Suburban Hoops Report ... Ranked No. 95 nationally by Rivals and No. 97 by 247Sports ... Finished his career as East's all-time leading scorer (1,483 points) and record holder for most career 3-pointers (162) ... Averaged 19.4 points and 4.5 rebounds as a junior and shot 48 percent from 3-point range ... Set East's single-game scoring record with career-high 38 points vs. Plainfield South.

JORDAN'S CAREER HIGHS

MINUTES

Season: 31 vs. North Florida (11/13/15)

POINTS

Season: 14 vs. North Florida (11/13/15)

FIELD GOALS

Season: 5 vs. North Florida (11/13/15)

FIELD GOAL ATTEMPTS

Season: 10 vs. North Florida (11/13/15)

3-POINT FIELD GOALS

Season: 3 vs. North Florida (11/13/15)

3-POINT FIELD GOAL ATTEMPTS

Season: 6 vs. Chicago State (11/23/15)

FREE THROWS

Season: 4, twice; last vs. Purdue (1/10/16)

FREE THROW ATTEMPTS

Season: 4, twice; last vs. Purdue (1/10/16)

REBOUNDS

Season: 3 vs. Wisconsin (1/31/16)

ASSISTS

Season: 3, twice; last at Providence (11/18/15)

BLOCKS

Season: 1, three times; last vs. Iowa (2/7/16)

STEALS

Season: 2 vs. Western Carolina (12/5/15)

JORDAN'S 2015-16 GAME-BY-GAME STATISTICS

Date	Opponent	G-GS	MIN	FG-A	3P-A	FT-A	REB	PF	A	TO	B	S	PTS
Nov. 13	vs. North Florida	1-1	31	5-10	3-5	1-2	0-1-1	2	3	0	0	1	14
Nov. 15	vs. North Dakota St.	1-1	17	2-3	2-3	1-2	0-1-1	2	2	1	0	1	7
Nov. 18	at Providence	1-0	15	1-3	1-3	0-0	1-0-1	2	3	0	0	0	3
Nov. 21	vs. Chattanooga	1-0	25	3-5	2-4	0-0	0-1-1	2	0	1	0	0	8
Nov. 23	vs. Chicago State	1-0	16	2-7	2-6	2-2	1-1-2	2	0	1	0	1	8
Nov. 27	vs. UAB	DNP											
Nov. 28	vs. Iowa State	1-0	13	0-1	0-1	0-0	0-0-0	0	0	0	0	0	0
Dec. 2	Notre Dame	1-0	4	1-2	1-1	0-0	0-1-1	0	0	0	0	0	3
Dec. 5	Western Carolina	1-0	17	2-6	0-3	4-4	0-1-1	2	1	0	0	2	8
Dec. 9	Yale	1-1	15	1-6	1-4	0-0	0-2-2	3	1	0	0	1	3
Dec. 12	vs. UIC	1-1	11	0-4	0-3	1-2	0-1-1	0	1	0	1	1	1
Dec. 19	South Dakota	1-0	9	1-2	1-1	3-3	0-0-0	2	0	0	0	0	6
Dec. 23	vs. Missouri	1-0	7	0-2	0-2	0-0	0-2-2	0	0	0	0	0	0
Dec. 30	Michigan	1-0	10	0-2	0-2	2-2	0-1-1	1	1	0	0	1	2
Jan. 3	at Ohio State	1-0	12	1-3	1-2	0-0	0-0-0	2	0	0	0	0	3
Jan. 7	at Michigan State	1-0	23	0-2	0-2	0-0	0-2-2	3	0	0	1	1	0
Jan. 10	Purdue	1-1	13	0-2	0-1	4-4	0-1-1	1	0	0	0	0	4
Jan. 16	Nebraska	1-0	9	1-4	1-4	1-2	0-0-0	2	0	0	0	0	4
Jan. 19	at Indiana	1-0	14	3-5	2-2	0-0	1-0-1	1	1	0	0	1	8
Jan. 23	at Minnesota	1-0	0+	0-0	0-0	0-0	0-0-0	0	0	0	0	0	0
Jan. 28	Ohio State	1-0	4	0-1	0-0	0-0	0-0-0	1	0	0	0	0	0
Jan. 31	Wisconsin	1-1	15	3-4	1-1	0-0	1-2-3	3	0	2	0	1	7
Feb. 3	at Rutgers	1-0	9	0-1	0-1	0-0	0-0-0	3	0	0	0	0	0
Feb. 7	Iowa	1-0	9	1-3	1-3	0-0	0-2-2	0	0	1	1	0	3
Feb. 13	at Northwestern	1-0	6	0-4	0-1	0-0	0-0-0	2	0	0	0	1	0
Feb. 16	Rutgers	1-0	9	0-4	0-2	0-0	0-1-1	4	0	0	0	0	0
Feb. 21	at Wisconsin												
Feb. 25	Indiana												
Feb. 28	Minnesota												
March 3	at Maryland												
March 6	at Penn State												

JORDAN'S CAREER STATISTICS

Year	G-GS	MIN-Avg	FGM-A/%	3PM-A/%	FTM-A/%	OR-DR-TOT/Avg	PF-DQ	A	TO	B	S	PTS-Avg
2015-16	25-6	313-12.5	27-86/.314	19-57/.333	19-23/.826	4-20-24/1.0	40-0	13	6	3	12	92-3.7



3 KHALID LEWIS

GRADUATE STUDENT // GUARD // 6-3 // 185

TRENTON, N.J. // TRENTON CATHOLIC H.S. // LA SALLE

2015-16 Notes: Has started 11 games, including last four ... Second on team in assists (3.1 apg) ... 51 assists compared to 14 turnovers over his last 14 games (3.6 ratio) ... Eight points and season-high tying eight assists vs. Rutgers (2/16) ... Season-high nine points and tied season high with eight assists compared to only one turnover in 46 minutes at Rutgers (2/3) ... Six points at Indiana (1/19) ... Eight points and grabbed season-best four rebounds at Michigan State (1/7) ... Six assists vs. South Dakota (12/19) ... Eight points with season-high eight assists vs. UIC (12/12) ... Seven points and three rebounds vs. Notre Dame (12/2) ... Five assists vs. Iowa State (11/28) ... Eight points vs. Chicago State (11/23) ... Seven points and four assists vs. Chattanooga (11/21) ... Earned first UI start vs. North Dakota State (11/15) ... Five points in 32 minutes in Illini debut vs. North Florida (11/13).

Career Notes: Born May 5, 1992 ... Enrolled in the UI master's program in education policy, organization and leadership ... Earned bachelor's degree in criminal justice from La Salle in May 2015 ... Played in 61 games during career at La Salle, starting 18 times ... Totaled 281 points (4.6 ppg), 97 rebounds (1.6 rpg) and 98 assists (1.6 apg) ... Started 18 of 33 games last season, averaging 6.0 points, 2.0 rebounds, 2.2 assists and 1.0 steals ... Ranked second on the Explorers in both assists and steals ... Season-high 17 points against Villanova (12/3/14) ... Career-best nine assists versus Davidson in the Atlantic-10 Tournament (3/13/15) ... Played in 28 games as a sophomore, averaging 3.0 points ... Started all 32 games as a true freshman at Delaware, averaging 5.2 points and leading the Blue Hens with an average of 2.6 assists ... Scored career-high 18 points against La Salle (12/19/11).

LEWIS' 2015-16 GAME-BY-GAME STATISTICS

Date	Opponent	G-GS	MIN	FG-A	3P-A	FT-A	REB	PF	A	TO	B	S	PTS
Nov. 13	vs. North Florida	1-0	32	2-5	0-0	1-2	0-3-3	0	3	1	0	0	5
Nov. 15	vs. North Dakota St.	1-1	15	0-0	0-0	0-0	0-1-1	4	1	2	0	0	0
Nov. 18	at Providence	1-1	20	1-5	0-1	0-0	0-1-1	1	2	2	1	2	2
Nov. 21	vs. Chattanooga	1-1	31	3-6	1-1	0-0	0-3-3	3	4	2	0	2	7
Nov. 23	vs. Chicago State	1-1	24	3-6	1-2	1-4	0-2-2	2	3	2	0	2	8
Nov. 27	vs. UAB	1-1	18	1-1	0-0	1-1	0-0-0	0	3	2	0	1	3
Nov. 28	vs. Iowa State	1-1	28	1-7	0-1	0-0	0-1-1	2	5	2	0	1	2
Dec. 2	Notre Dame	1-1	16	3-6	1-1	0-0	3-0-3	0	1	0	0	0	7
Dec. 5	Western Carolina	1-0	15	1-1	0-0	0-1	0-2-2	1	2	0	0	0	2
Dec. 9	Yale	1-0	22	1-2	0-0	0-0	0-1-1	0	0	1	0	1	2
Dec. 12	vs. UIC	1-0	25	2-6	0-1	4-6	1-1-2	3	8	1	0	0	8
Dec. 19	South Dakota	1-0	29	0-3	0-1	0-0	0-1-1	0	6	0	1	0	0
Dec. 23	vs. Missouri	1-0	24	1-5	0-2	0-0	0-2-2	1	4	2	0	0	2
Dec. 30	Michigan		DNP										
Jan. 3	at Ohio State		DNP										
Jan. 7	at Michigan State	1-0	25	3-7	0-1	2-2	1-3-4	2	2	0	0	1	8
Jan. 10	Purdue	1-0	26	0-2	0-1	2-3	0-0-0	1	3	2	0	2	2
Jan. 16	Nebraska	1-0	17	0-1	0-0	0-0	0-2-2	1	2	0	0	0	0
Jan. 19	at Indiana	1-0	17	2-4	0-1	2-2	0-0-0	1	1	1	0	1	6
Jan. 23	at Minnesota	1-0	5	1-1	0-0	0-0	0-0-0	2	1	1	0	0	2
Jan. 28	Ohio State	1-0	16	0-0	0-0	0-0	0-2-2	2	1	1	0	1	0
Jan. 31	Wisconsin	1-0	21	0-4	0-0	0-0	1-0-1	0	2	0	0	1	0
Feb. 3	at Rutgers	1-1	46	2-7	0-1	5-6	0-3-3	3	8	1	0	1	9
Feb. 7	Iowa	1-1	30	1-5	0-0	0-0	0-2-2	3	3	2	0	2	2
Feb. 13	at Northwestern	1-1	17	1-4	1-2	0-0	0-3-3	1	2	1	0	1	3
Feb. 16	Rutgers	1-1	30	2-3	0-1	4-4	0-2-2	3	8	2	0	2	8
Feb. 21	at Wisconsin												
Feb. 25	Indiana												
Feb. 28	Minnesota												
March 3	at Maryland												
March 6	at Penn State												

LEWIS' UI CAREER HIGHS

MINUTES

Season: 46 at Rutgers (2/3/16)

POINTS

Season: 9 at Rutgers (2/3/16)

FIELD GOALS

Season: 3, four times; last at Michigan State (1/7/16)

FIELD GOAL ATTEMPTS

Season: 7, three times; last at Rutgers (2/3/16)

3-POINT FIELD GOALS

Season: 1, four times; last at Northwestern (2/13/16)

3-POINT FIELD GOAL ATTEMPTS

Season: 2, three times; last at Northwestern (2/13/16)

FREE THROWS

Season: 5 at Rutgers (2/3/16)

FREE THROW ATTEMPTS

Season: 6, twice; last at Rutgers (2/3/16)

REBOUNDS

Season: 4 at Michigan State (1/7/16)

ASSISTS

Season: 8, three times; last vs. Rutgers (2/16/16)

BLOCKS

Season: 1, twice; last vs. South Dakota (12/19/15)

STEALS

Season: 2, six times; last vs. Rutgers (2/16/16)

LEWIS' CAREER STATISTICS AT DELAWARE


Year	G-GS	MIN-Avg	FGM-A/%	3PM-A/%	FTM-A/%	OR-DR-TOT/Avg	PF-DQ	A	TO	B	S	PTS-Avg
2011-12	32-32	946-29.6	57-151/.377	10-41/.244	42-66/.636	15-44-59/1.8	67-3	83	63	5	34	166-5.2

LEWIS' CAREER STATISTICS AT LA SALLE

Year	G-GS	MIN-Avg	FGM-A/%	3PM-A/%	FTM-A/%	OR-DR-TOT/Avg	PF-DQ	A	TO	B	S	PTS-Avg
2012-13		DNP - Transfer										
2013-14	28-0	394-14.1	27-103/.262	6-29/.207	23-29/.793	10-22-32/1.1	55-1	26	33	0	16	83-3.0
2014-15	33-18	907-27.5	74-198/.374	21-64/.328	29-47/.617	6-59-65/2.0	57-0	72	53	8	33	198-6.0
TOTAL	61-18	1301-21.3	101-301/.336	27-93/.290	52-76/.684	16-81-97/1.6	112-1	98	86	8	49	281-4.6

LEWIS' CAREER UI STATISTICS

Year	G-GS	MIN-Avg	FGM-A/%	3PM-A/%	FTM-A/%	OR-DR-TOT/Avg	PF-DQ	A	TO	B	S	PTS-Avg
2015-16	24-11	549-22.9	31-91/.341	4-17/.235	22-31/.710	6-35-41/1.7	36-0	75	28	2	21	88-3.7



45 CAMERON LISS

SOPHOMORE // FORWARD // 6-6 // 215
NORTHBROOK, ILL. // GLENBROOK NORTH H.S.

2015-16 Notes: Has played in three games, at Michigan State (1/7), at Indiana (1/19) and vs. Rutgers (2/16).

Career Notes: Born May 4, 1996 ... Majoring in business ... Walkon appeared in 12 games last season ... Made Illini debut vs. Coppin State (11/16/14) ... Grabbed first career rebound vs. Austin Peay (11/21/14) ... Scored first career point vs. Brown (11/24/14) ... Third consecutive game with a rebound vs. Indiana State (11/27/14) ... Averaged 12 points, 6.5 rebounds and three assists as a senior at Glenbrook North High School ... Team captain ... Kurland-Schnurr Thanksgiving All-Tournament Team selection ... Two-time winner of the Full Package Athletics/Central Suburban League Insider Triple Threat Player of the Week.

LISS' CAREER/SEASON HIGHS

MINUTES

Career: 3, three times; last at Indiana (1/19/16)
Season: 3 at Indiana (1/19/16)

POINTS

Career: 1 vs. Brown (11/24/14)
Season: 0

FIELD GOALS

Career: 0
Season: 0

FIELD GOAL ATTEMPTS

Career: 0
Season: 0

3-POINT FIELD GOALS

Career: 0
Season: 0

3-POINT FIELD GOAL ATTEMPTS

Career: 0
Season: 0

FREE THROWS

Career: 1 vs. Brown (11/24/14)
Season: 0

FREE THROW ATTEMPTS

Career: 2 vs. Brown (11/24/14)
Season: 0

REBOUNDS

Career: 1, three times; last vs. Indiana State (11/27/14)
Season: 0

ASSISTS

Career: 1 at Indiana (1/19/16)
Season: 1 at Indiana (1/19/16)

BLOCKED SHOTS

Career: 0
Season: 0

STEALS


Career: 0
Season: 0

LISS' 2015-16 GAME-BY-GAME STATISTICS

Date	Opponent	G-GS	MIN	FG-A	3P-A	FT-A	REB	PF	A	TO	B	S	PTS
Nov. 13	vs. North Florida		DNP										
Nov. 15	vs. North Dakota St.		DNP										
Nov. 18	at Providence		DNP										
Nov. 21	vs. Chattanooga		DNP										
Nov. 23	vs. Chicago State		DNP										
Nov. 27	vs. UAB		DNP										
Nov. 28	vs. Iowa State		DNP										
Dec. 2	Notre Dame		DNP										
Dec. 5	Western Carolina		DNP										
Dec. 9	Yale		DNP										
Dec. 12	vs. UIC		DNP										
Dec. 19	South Dakota		DNP										
Dec. 23	vs. Missouri		DNP										
Dec. 30	Michigan		DNP										
Jan. 3	at Ohio State		DNP										
Jan. 7	at Michigan State	1-0	2	0-0	0-0	0-0	0-0-0	1	0	0	0	0	0
Jan. 10	Purdue		DNP										
Jan. 16	Nebraska		DNP										
Jan. 19	at Indiana	1-0	3	0-0	0-0	0-0	0-0-0	0	1	0	0	0	0
Jan. 23	at Minnesota		DNP										
Jan. 28	Ohio State		DNP										
Jan. 31	Wisconsin		DNP										
Feb. 3	at Rutgers		DNP										
Feb. 7	Iowa		DNP										
Feb. 13	at Northwestern		DNP										
Feb. 16	Rutgers	1-0	1	0-0	0-0	0-0	0-0-0	0	0	1	0	0	0
Feb. 21	at Wisconsin												
Feb. 25	Indiana												
Feb. 28	Minnesota												
March 3	at Maryland												
March 6	at Penn State												

LISS' CAREER STATISTICS

Year	G-GS	MIN-Avg	FGM-A/%	3PM-A/%	FTM-A/%	OR-DR-TOT/Avg	PF-DQ	A	TO	B	S	PTS-Avg
2014-15	12-0	16-1.3	0-0/.000	0-0/.000	1-2/.500	0-3-3/0.3	1-0	0	1	0	0	1-0.1
2015-16	3-0	6-2.0	0-0/.000	0-0/.000	0-0/.000	0-0-0/0.0	1-0	1	1	0	0	0-0.0
TOTAL	15-0	22-1.5	0-0/.000	0-0/.000	1-2/.500	0-3-3/0.2	2-0	1	2	0	0	1-0.1



22 MAVERICK MORGAN

JUNIOR // CENTER // 6-10 // 245
SPRINGBORO, OHIO // SPRINGBORO H.S.

2015-16 Notes: Averaging 7.6 points ... Fourth on team in scoring during Big Ten play at 9.7 ppg ... Ranks third in the Big Ten in field goal shooting at 58.7 percent ... 17 points and a career-high four blocked shots vs. Rutgers (2/16) ... 12 points and tied season high with seven rebounds at Northwestern (2/13) ... 10 points and seven boards vs. Iowa (2/7) ... Career-high 20 points on 10-of-13 shooting in career-high 43 minutes at Rutgers (2/3) ... Eight points and five rebounds vs. Ohio State (1/28) ... 14 points on 7-of-12 shooting and season-high seven rebounds at Minnesota (1/23) ... 15 points at Michigan State (1/7) ... First career start vs. Notre Dame (12/2) ... 12 points on perfect 6-of-6 accuracy vs. UAB (11/27) ... Eight points and four rebounds vs. Chattanooga (11/21) ... Came up big in win over North Dakota State (11/15) with 10 points and five boards.

Career Notes: Born Aug. 28, 1994 ... Majoring in advertising ... Academic All-Big Ten selection last season ... Played in 31 games, averaging 2.5 points per game ... Six points vs. Coppin State (11/16/14) ... Tallied eight points and grabbed four rebounds vs. American (12/6/14) ... Seven points and five rebounds vs. Kennesaw State (12/27/14) ... Seven points and four rebounds at Minnesota (1/24/15) ... Six points vs. Penn State (1/31/15) ... Set career highs in points (10) and rebounds (8) vs. Northwestern (2/28/15) ... Played in all 35 games as a freshman, averaging 1.5 points and 1.2 rebounds ... Season-high four rebounds at UNLV (11/26/13) ... Five points vs. Auburn (12/8/13) ... Matched season high with four rebounds vs. Dartmouth (12/10/13) ... Five points at Wisconsin (1/8/14) ... Four points and equaled season best with four rebounds at Penn State (2/9/14) ... Season-high six points vs. Michigan (3/4/14) ... Averaged 24.7 points, 9.2 rebounds and 2.9 blocks as a senior at Springboro High School, shooting 61.7 percent from the field ... Ohio Division I Player of the Year by the Ohio Basketball Coaches Association ... First-team All-Ohio.

MORGAN'S 2015-16 GAME-BY-GAME STATISTICS

Date	Opponent	G-GS	MIN	FG-A	3P-A	FT-A	REB	PF	A	TO	B	S	PTS
Nov. 13	vs. North Florida	1-0	7	3-3	0-0	0-0	0-1-1	2	0	0	1	1	6
Nov. 15	vs. North Dakota St.	1-0	16	5-7	0-0	0-0	1-4-5	0	0	1	0	1	10
Nov. 18	at Providence	1-0	21	2-5	0-0	2-2	0-3-3	3	0	2	0	0	6
Nov. 21	vs. Chattanooga	1-0	14	4-7	0-0	0-0	1-3-4	2	1	0	1	0	8
Nov. 23	vs. Chicago State	1-0	8	1-3	0-0	1-2	0-2-2	0	0	1	0	0	3
Nov. 27	vs. UAB	1-0	8	6-6	0-0	0-1	0-0-0	1	1	1	0	0	12
Nov. 28	vs. Iowa State	1-0	10	0-0	0-0	0-0	1-1-2	1	1	2	0	0	0
Dec. 2	Notre Dame	1-1	13	3-6	0-0	0-0	1-0-1	2	1	1	0	0	6
Dec. 5	Western Carolina	1-1	9	1-2	0-0	0-0	1-1-2	0	0	3	0	1	2
Dec. 9	Yale	1-0	13	3-5	0-0	0-0	2-0-2	2	0	0	0	2	6
Dec. 12	vs. UIC	1-0	13	3-5	0-0	0-0	2-1-3	2	0	0	0	1	6
Dec. 19	South Dakota	1-0	13	2-4	0-0	0-0	0-3-3	1	0	1	0	0	4
Dec. 23	vs. Missouri	1-0	15	1-3	0-0	0-0	1-2-3	3	0	0	0	0	2
Dec. 30	Michigan	1-0	12	3-4	0-0	0-0	0-0-0	2	1	2	0	0	6
Jan. 3	at Ohio State	1-0	18	3-5	0-0	0-0	0-1-1	2	1	2	0	0	6
Jan. 7	at Michigan State	1-1	30	2-9	0-0	11-14	2-1-3	1	1	0	1	0	15
Jan. 10	Purdue	1-0	20	3-5	0-0	0-0	0-2-2	3	1	2	0	1	6
Jan. 16	Nebraska	1-0	15	2-3	0-0	0-0	0-0-0	1	0	0	0	0	4
Jan. 19	at Indiana	1-0	5	1-1	0-0	0-0	0-0-0	1	0	0	0	0	2
Jan. 23	at Minnesota	1-0	35	7-12	0-0	0-0	1-6-7	2	1	0	1	0	14
Jan. 28	Ohio State	1-0	30	3-6	0-0	2-6	1-4-5	2	0	1	0	2	8
Jan. 31	Wisconsin	1-0	27	2-5	0-0	2-2	0-4-4	3	0	2	0	0	6
Feb. 3	at Rutgers	1-1	43	10-13	0-0	0-0	1-3-4	4	0	2	0	1	20
Feb. 7	Iowa	1-1	27	5-8	0-0	0-0	1-6-7	0	0	2	0	1	10
Feb. 13	at Northwestern	1-1	32	6-12	0-0	0-0	3-4-7	2	1	1	0	0	12
Feb. 16	Rutgers	1-1	28	7-11	0-0	3-3	3-2-5	1	2	2	4	0	17
Feb. 21	at Wisconsin												
Feb. 25	Indiana												
Feb. 28	Minnesota												
March 3	at Maryland												
March 6	at Penn State												

MORGAN'S CAREER STATISTICS

Year	G-GS	MIN-Avg	FGM-A%	3PM-A%	FTM-A%	OR-DR-TOT/Avg	PF-DQ	A	TO	B	S	PTS-Avg
2013-14	35-0	250-7.1	21-36/.583	0-0/.000	10-15/.667	20-23-43/1.2	45-0	3	13	8	3	52-1.5
2014-15	31-0	275-8.9	30-66/.455	0-0/.000	19-23/.826	26-22-48/1.5	33-0	3	14	11	3	79-2.5
2015-16	26-7	482-18.5	88-150/.587	0-0/.000	21-30/.700	22-54-76/2.9	43-0	12	28	8	11	197-7.6
TOTAL	92-7	1007-10.9	139-252/.552	0-0/.000	50-68/.735	68-99-167/1.8	121-0	18	55	27	17	328-3.6

MORGAN'S CAREER/SEASON HIGHS

MINUTES

Career: 43 at Rutgers (2/3/16)

Season: 43 at Rutgers (2/3/16)

POINTS

Career: 20 at Rutgers (2/3/16)

Season: 20 at Rutgers (2/3/16)

FIELD GOALS

Career: 10 at Rutgers (2/3/16)

Season: 10 at Rutgers (2/3/16)

FIELD GOAL ATTEMPTS

Career: 13 at Rutgers (2/3/16)

Season: 13 at Rutgers (2/3/16)

3-POINT FIELD GOALS

Career: 0

Season: 0

3-POINT FIELD GOAL ATTEMPTS

Career: 0

Season: 0

FREE THROWS

Career: 11 at Michigan State (1/7/16)

Season: 11 at Michigan State (1/7/16)

FREE THROW ATTEMPTS

Career: 14 at Michigan State (1/7/16)

Season: 14 at Michigan State (1/7/16)

REBOUNDS

Career: 8 vs. Northwestern (2/28/15)

Season: 7, three times; last at Northwestern (2/13/16)

ASSISTS

Career: 2 vs. Rutgers (2/16/16)

Season: 2 vs. Rutgers (2/16/16)

BLOCKED SHOTS

Career: 4 vs. Rutgers (2/16/16)

Season: 4 vs. Rutgers (2/16/16)

STEALS

Career: 2, twice; last vs. Ohio State (1/28/16)

Season: 2, twice; last vs. Ohio State (1/28/16)



25 KENDRICK NUNN

JUNIOR // GUARD // 6-3 // 190

CHICAGO, ILL. // SIMEON H.S.

2015-16 Notes: Second on team in scoring with average of 16.5 points (seventh in Big Ten) ... Has scored in double figures in 19 of 20 appearances ... Shooting 38.9 percent from 3-point range ... Averaging 2.9 made threes per game (third in BIG) ... Leads team in steals at 1.4 spg (fourth in BIG) ... Second on Illini in rebounding (5.3 rpg) ... 16 points and three steals vs. Rutgers (2/16) ... Second career double-double with 10 points and career-best 14 rebounds at Rutgers (2/3) ... 24 points with five treys vs. Ohio State (1/28) ... 22 points on 8-of-12 shooting vs. Purdue (1/10) ... 14 points and seven rebounds at Ohio State (1/3) ... Team-high 23 points and six rebounds vs. Michigan (12/30) ... First career double-double with 19 points and 11 rebounds vs. Missouri (12/23) ... Season-high four assists vs. South Dakota (12/19) ... Career-high 28 points with career-high tying six 3-pointers vs. Yale (12/9) ... 27 points on 9-14 shooting vs. Western Carolina (12/5) ... Emerald Coast Classic All-Tournament Team ... 19 points vs. Iowa State (11/28) ... 18 points, five boards, three assists and two steals in season debut vs. UAB (11/27) ... Missed first five games following thumb surgery in October to repair a ligament.

Career Notes: Born Aug. 3, 1995 ... Majoring in communication ... Played in all 33 games last season, starting 24 times ... Third on team in scoring, averaging 11.1 points ... Second on team with 1.2 steals per game ... Season-high 25 points in win at Northwestern (1/14/15) ... Game-high 24 points, including career-best six 3-pointers, vs. Indiana (1/18/15) ... Career-high five steals vs. Penn State (1/31/15) ... Game-high 21 points vs. Rutgers (2/3/15) ... Game-high 21 points, including tying three to force overtime, vs. Michigan (2/12/15) ... Played in all 35 games as a freshman, starting last 12 contests ... Big Ten All-Freshman Team ... Averaged 6.2 points and 1.7 rebounds on the year ... Season-high 19 points in first career start at Penn State (2/9/14) ... Big Ten Freshman of the Week after hitting season-high five threes on seven attempts and equaling season high with 19 points at Minnesota (2/19/14) ... Second straight Big Ten Freshman of the Week honor after averaging 10.5 points, 4.5 rebounds and 3.5 assists in Nebraska and Michigan State wins ... Big Ten Freshman of the Week for third consecutive week after performances vs. Michigan (14 points on 3/14/14) and at Iowa (10 points and season-high four assists on 3/8/14) ... Consensus national top-75 recruit helped lead Simeon High School to four straight state championships, equaling the IHSA's record for consecutive titles ... Member of USA Basketball Team that won a gold medal at the 2012 FIBA U17 World Championships in Lithuania ... Also competed for USA Basketball in 2011, winning a gold medal at the FIBA Americas U16 Championships in Mexico.

NUNN'S 2015-16 GAME-BY-GAME STATISTICS

Date	Opponent	G-GS	MIN	FG-A	3P-A	FT-A	REB	PF	A	TO	B	S	PTS
Nov. 13	vs. North Florida		DNP-Inj.										
Nov. 15	vs. North Dakota St.		DNP-Inj.										
Nov. 18	at Providence		DNP-Inj.										
Nov. 21	vs. Chattanooga		DNP-Inj.										
Nov. 23	vs. Chicago State		DNP-Inj.										
Nov. 27	vs. UAB	1-0	31	7-15	3-5	1-1	0-5-5	1	2	0	0	2	18
Nov. 28	vs. Iowa State	1-1	36	7-15	4-11	1-2	0-4-4	0	3	1	0	0	19
Dec. 2	Notre Dame	1-1	37	5-16	2-11	1-2	0-7-7	4	1	0	0	1	13
Dec. 5	Western Carolina	1-0	36	9-14	3-5	6-8	0-1-1	1	2	2	0	1	27
Dec. 9	Yale	1-0	32	9-16	6-8	4-4	1-2-3	3	0	1	0	1	28
Dec. 12	vs. UIC	1-1	31	5-9	2-3	2-2	0-5-5	2	2	3	0	2	14
Dec. 19	South Dakota	1-1	34	4-12	2-7	0-0	1-5-6	3	4	2	0	1	10
Dec. 23	vs. Missouri	1-1	38	6-12	2-7	5-6	1-10-11	2	1	1	1	4	19
Dec. 30	Michigan	1-1	35	9-16	4-7	1-2	2-4-6	3	1	3	1	0	23
Jan. 3	at Ohio State	1-1	37	5-15	2-8	2-2	1-6-7	3	2	3	0	1	14
Jan. 7	at Michigan State		DNP										
Jan. 10	Purdue	1-1	34	8-12	3-5	3-3	0-5-5	4	1	2	1	1	22
Jan. 16	Nebraska	1-0	35	5-14	3-10	2-2	1-4-5	0	2	1	0	1	15
Jan. 19	at Indiana	1-1	27	3-11	2-7	2-3	0-5-5	5-1	2	2	0	2	10
Jan. 23	at Minnesota	1-1	39	5-15	3-8	0-0	0-5-5	1	3	2	0	3	13
Jan. 28	Ohio State	1-1	44	7-15	5-11	5-9	0-5-5	0	1	3	0	1	24
Jan. 31	Wisconsin	1-1	37	5-14	3-6	2-3	0-3-3	3	1	1	0	1	15
Feb. 3	at Rutgers	1-1	45	3-13	2-8	2-2	0-13-13	4	2	2	0	1	10
Feb. 7	Iowa	1-1	26	2-13	0-7	2-2	0-3-3	2	2	1	0	0	6
Feb. 13	at Northwestern	1-1	36	5-11	3-7	0-0	0-4-4	3	0	0	0	1	13
Feb. 16	Rutgers	1-1	31	5-13	4-8	2-2	0-2-2	0	1	0	0	3	16
Feb. 21	at Wisconsin												
Feb. 25	Indiana												
Feb. 28	Minnesota												
March 3	at Maryland												
March 6	at Penn State												

NUNN'S CAREER STATISTICS

Year	G-GS	MIN-Avg	FGM-A%	3PM-A%	FTM-A%	OR-DR-TOT/Avg	PF-DQ	A	TO	B	S	PTS-Avg
2013-14	35-12	682-19.5	83-182/.456	31-80/.388	21-26/.808	7-51-58/1.7	41-0	39	35	5	21	218-6.2
2014-15	33-24	996-30.2	131-327/.401	54-150/.360	49-60/.817	13-103-116/3.5	54-0	62	45	6	39	365-11.1
2015-16	20-17	701-35.0	114-271/.421	58-149/.389	43-55/.782	7-98-105/5.3	44-1	33	30	3	27	329-16.5
TOTAL	88-53	2379-27.0	328-780/.421	143-379/.377	113-141/.801	27-252-279/3.2	139-1	134	110	14	87	912-10.4

NUNN'S CAREER/SEASON HIGHS

MINUTES

Career: 45 at Rutgers (2/3/16)

Season: 45 at Rutgers (2/3/16)

POINTS

Career: 28 vs. Yale (12/9/15)

Season: 28 vs. Yale (12/9/15)

FIELD GOALS

Career: 9, four times; last vs. Michigan (12/30/15)

Season: 9, three times; last vs. Michigan (12/30/15)

FIELD GOAL ATTEMPTS

Career: 16, four times; last vs. Michigan (12/30/15)

Season: 16, three times; last vs. Michigan (12/30/15)

3-POINT FIELD GOALS

Career: 6, twice; last vs. Yale (12/9/15)

Season: 6 vs. Yale (12/9/15)

3-POINT FIELD GOAL ATTEMPTS

Career: 11, three times; last vs. Ohio State (1/28/16)

Season: 11, three times; last vs. Ohio State (1/28/16)

FREE THROWS

Career: 6 vs. Western Carolina (12/5/15)

Season: 6 vs. Western Carolina (12/5/15)

FREE THROW ATTEMPTS

Career: 9 vs. Ohio State (1/28/16)

Season: 9 vs. Ohio State (1/28/16)

REBOUNDS

Career: 13 at Rutgers (2/3/16)

Season: 13 at Rutgers (2/3/16)

ASSISTS

Career: 4, eight times; last vs. South Dakota (12/19/15)

Season: 4 vs. South Dakota (12/19/15)

BLOCKED SHOTS

Career: 1, 14 times; last vs. Purdue (1/10/16)

Season: 1, three times; last vs. Purdue (1/10/16)

STEALS

Career: 5 vs. Penn State (1/31/15)

Season: 4 vs. Missouri (12/23/15)



1 JAYLON TATE

JUNIOR // GUARD // 6-3 // 170

CHICAGO, ILL. // SIMEON H.S.

2015-16 Notes: Has started 15 games ... Season-high tying six assists without a turnover in career-high 40 minutes at Minnesota (1/23) ... Five assists at Indiana (1/19) ... Five points, three rebounds and three assists vs. Nebraska (1/16) ... Five assists without a turnover in 38 minutes at Ohio State (1/3) ... Season-high six points with four assists vs. Michigan (12/30) ... Four assists vs. UIC (12/12) ... Five points and three assists vs. Western Carolina (12/5) ... Season-high six assists vs. Notre Dame (12/2) ... Returned to lineup at the Emerald Coast Classic, combining for 3-of-3 from the field over two games ... Played 11 first-half minutes before suffering open dislocation in finger in opener vs. North Florida (11/13) ... Had procedure to repair injury and missed four games.

Career Notes: Born Jan. 16, 1995 ... Majoring in communication ... Played in 32 games and started 13 times last season, averaging 3.6 ppg ... Led Illini in assists, averaging 3.0 apg (13th in Big Ten) ... Top Big Ten free throw shooter in conference games, hitting 36-of-39 (.923), and made 59-of-70 (.843) overall ... Seven assists and four rebounds vs. Coppin State (11/16/14) ... Eight points vs. American (12/6/14) ... Connected on a career-high eight free throws, hitting every attempt for eight points without attempting a field goal vs. Hampton (12/17/14) ... Seven assists vs. Kennesaw State (12/27/14) ... Seven points on 3-of-3 shooting at Michigan (12/30/14) ... Made first career start vs. Maryland (1/7/15), finishing 4-of-4 from the free throw line during the final minute to finish with 10 points and four assists while only committing one turnover in 31 minutes ... Nine points and five assists vs. Indiana (1/18/15) ... Set career highs in points (11) and assists (9) at Minnesota (1/24/15) ... Five consecutive games with five-plus assists (Jan. 18-Feb. 3) ... Six points and career-high five rebounds vs. Michigan (2/12/15) ... Played in 33 of 35 games as a freshman, averaging 1.8 points ... Second on the team in assists, averaging 2.0 apg ... Set season highs with 10 points and eight assists vs. Jacksonville State (11/10/13) ... Five assists at UNLV (11/26/13) and again at Georgia Tech (12/3/13) ... Career-high three steals at Wisconsin (1/8/14) ... Helped lead Simeon High School to a record of 30-3 and IHSA state title as a senior, averaging 8.3 points and leading the Wolverines in assists with an average of 7.3 apg ... Second-team All-State by the *Champaign News-Gazette* and Illinois Basketball Coaches Association.

TATE'S 2015-16 GAME-BY-GAME STATISTICS

Date	Opponent	G-GS	MIN	FG-A	3P-A	FT-A	REB	PF	A	TO	B	S	PTS
Nov. 13	vs. North Florida	1-1	11	0-4	0-1	0-0	0-0-0	1	1	0	0	0	0
Nov. 15	vs. North Dakota St.		DNP-Inj.										
Nov. 18	at Providence		DNP-Inj.										
Nov. 21	vs. Chattanooga		DNP-Inj.										
Nov. 23	vs. Chicago State		DNP-Inj.										
Nov. 27	vs. UAB	1-0	22	1-1	0-0	1-2	1-0-1	2	1	3	0	0	3
Nov. 28	vs. Iowa State	1-0	12	2-2	0-0	0-1	0-0-0	3	2	2	0	0	4
Dec. 2	Notre Dame	1-0	15	0-1	0-0	0-0	0-1-1	1	6	0	0	0	0
Dec. 5	Western Carolina	1-1	25	1-2	0-0	3-3	0-3-3	3	3	3	0	0	5
Dec. 9	Yale	1-1	19	1-2	0-0	0-1	0-1-1	0	1	1	0	1	2
Dec. 12	vs. UIC	1-1	14	1-3	0-0	0-0	0-3-3	3	4	1	0	0	2
Dec. 19	South Dakota	1-1	10	1-2	0-1	0-0	0-0-0	3	2	0	0	1	2
Dec. 23	vs. Missouri	1-1	13	0-0	0-0	0-2	0-1-1	2	1	0	0	0	0
Dec. 30	Michigan	1-1	34	2-5	0-0	2-2	0-2-2	4	4	1	1	1	6
Jan. 3	at Ohio State	1-1	38	2-3	0-0	0-0	0-3-3	3	5	0	0	1	4
Jan. 7	at Michigan State	1-1	20	1-5	0-2	0-0	0-1-1	1	2	2	0	2	2
Jan. 10	Purdue	1-1	15	0-0	0-0	2-2	0-1-1	2	3	2	0	0	2
Jan. 16	Nebraska	1-1	23	2-3	1-1	0-0	0-3-3	1	3	0	0	1	5
Jan. 19	at Indiana	1-1	24	1-1	0-0	0-0	0-0-0	2	5	3	0	0	2
Jan. 23	at Minnesota	1-1	40	1-2	0-1	1-4	0-2-2	2	6	0	0	1	3
Jan. 28	Ohio State	1-1	29	0-1	0-1	2-2	0-4-4	0	3	1	0	0	2
Jan. 31	Wisconsin	1-1	19	0-1	0-0	0-0	0-2-2	1	2	1	0	0	0
Feb. 3	at Rutgers	1-0	9	0-0	0-0	2-2	0-1-1	0	0	0	0	0	2
Feb. 7	Iowa	1-0	10	0-2	0-1	0-0	0-0-0	2	3	0	0	1	0
Feb. 13	at Northwestern	1-0	3	0-0	0-0	0-0	0-0-0	0	0	0	0	0	0
Feb. 16	Rutgers	1-0	3	0-0	0-0	0-0	0-0-0	0	0	0	0	0	0
Feb. 21	at Wisconsin												
Feb. 25	Indiana												
Feb. 28	Minnesota												
March 3	at Maryland												
March 6	at Penn State												

TATE'S CAREER STATISTICS

Year	G-GS	MIN-Avg	FGM-A/%	3PM-A/%	FTM-A/%	OR-DR-TOT/Avg	PF-DQ	A	TO	B	S	PTS-Avg
2013-14	33-0	403-12.2	20-76/.263	1-23/.043	19-29/.655	4-26-30/0.9	31-0	64	30	3	14	60-1.8
2014-15	32-13	652-20.4	28-76/.368	1-12/.083	59-70/.843	2-37-39/1.2	59-2	92	45	3	26	116-3.6
2015-16	22-15	408-18.5	16-40/.400	1-8/.125	13-21/.619	1-28-29/1.3	36-0	57	20	1	9	46-2.1
TOTAL	87-28	1463-16.8	64-192/.333	3-43/.070	91-120/.758	7-91-98/1.1	126-2	213	95	7	49	222-2.6

TATE'S CAREER/SEASON HIGHS

MINUTES

Career: 40 at Minnesota (1/23/16)

Season: 40 at Minnesota (1/23/16)

POINTS

Career: 11 at Minnesota (1/24/15)

Season: 6 vs. Michigan (12/30/15)

FIELD GOALS

Career: 3, six times; last vs. Michigan (3/12/15)

Season: 2, four times; last vs. Nebraska (1/16/16)

FIELD GOAL ATTEMPTS

Career: 8 vs. Indiana (1/18/15)

Season: 5, twice; last at Michigan State (1/7/16)

3-POINT FIELD GOALS

Career: 1, three times; last vs. Nebraska (1/16/16)

Season: 1 vs. Nebraska (1/16/16)

3-POINT FIELD GOAL ATTEMPTS

Career: 3, three times; last at Nebraska (1/11/15)

Season: 2 at Michigan State (1/7/16)

FREE THROWS

Career: 8 vs. Hampton (12/17/14)

Season: 3 vs. Western Carolina (12/5/15)

FREE THROW ATTEMPTS

Career: 8 vs. Hampton (12/17/14)

Season: 4 at Minnesota (1/23/16)

REBOUNDS

Career: 5 vs. Michigan (2/12/15)

Season: 4 vs. Ohio State (1/28/16)

ASSISTS

Career: 9 at Minnesota (1/24/15)

Season: 6, twice; last at Minnesota (1/23/16)

BLOCKS

Career: 2 vs. Jacksonville State (11/10/13)

Season: 1 vs. Michigan (12/30/15)

STEALS

Career: 3 at Wisconsin (1/8/14)

Season: 2 at Michigan State (1/7/16)



33 MIKE THORNE JR.

GRADUATE STUDENT // CENTER // 6-11 // 270
FAYETTEVILLE, N.C. // TRINITY CHRISTIAN H.S. // CHARLOTTE

2015-16 Notes: Has played in eight games on the season, averaging 12.9 points and 8.5 rebounds, including 3.0 offensive rebounds per game ... Has missed last seven games ... Returned to action at Indiana (1/19), finishing with nine points and nine rebounds in just 16 minutes ... Missed 11 games after undergoing knee surgery Nov. 30 to remove torn meniscus ... 10 points and seven boards in first half vs. Iowa State (11/28), before leaving with knee injury ... Eight points and game-high eight rebounds vs. UAB (11/27) ... 12 points and game-high nine rebounds vs. Chicago State (11/23) ... Second double-double of season with 18 points and 11 rebounds vs. Chattanooga (11/21) ... 21 points on 8-of-11 shooting with game-high eight boards vs. North Dakota State (11/13) ... Double-double with season highs of 25 points and 14 boards in Illini debut vs. North Florida (11/13).

Career Notes: Born May 17, 1993 ... Enrolled in the UI master's program in education policy, organization and leadership ... Earned bachelor's degree in sociology from Charlotte in May 2015 ... Played in 81 games during career at Charlotte, starting 60 times ... Started 30 of 32 games last season, ranking third on the 49ers in scoring with an average of 10.1 points ... Led team and ranked fifth in Conference USA in rebounding with average of 7.3 boards ... Scored in double figures 18 times, led by season-high 23 points with 16 rebounds versus Penn State (11/20/14) ... Grabbed career-high 18 rebounds against UNC Asheville (11/30/14) ... Started 30 of 31 games as a sophomore, averaging 9.1 points and 6.7 rebounds ... Scored career-high 26 points versus Appalachian State (12/8/13) ... Recorded first career double-double with 16 points and 11 boards against Kansas State (11/20/13).

THORNES' 2015-16 GAME-BY-GAME STATISTICS

Date	Opponent	G-GS	MIN	FG-A	3P-A	FT-A	REB	PF	A	TO	B	S	PTS
Nov. 13	vs. North Florida	1-1	28	11-20	0-0	3-8	6-8-14	0	0	0	0	0	25
Nov. 15	vs. North Dakota St.	1-1	23	8-11	0-0	5-9	2-6-8	2	0	2	2	0	21
Nov. 18	at Providence	1-1	13	0-5	0-0	0-0	2-0-2	5-1	1	1	0	1	0
Nov. 21	vs. Chattanooga	1-1	26	7-12	0-0	4-7	5-6-11	2	0	2	2	0	18
Nov. 23	vs. Chicago State	1-1	26	3-7	0-0	6-9	3-6-9	3	0	0	1	0	12
Nov. 27	vs. UAB	1-1	26	1-7	0-0	6-8	3-5-8	4	0	2	0	0	8
Nov. 28	vs. Iowa State	1-1	13	4-6	0-0	2-3	1-6-7	0	0	0	0	1	10
Dec. 2	Notre Dame		DNP-Inj.										
Dec. 5	Western Carolina		DNP-Inj.										
Dec. 9	Yale		DNP-Inj.										
Dec. 12	vs. UIC		DNP-Inj.										
Dec. 19	South Dakota		DNP-Inj.										
Dec. 23	vs. Missouri		DNP-Inj.										
Dec. 30	Michigan		DNP-Inj.										
Jan. 3	at Ohio State		DNP-Inj.										
Jan. 7	at Michigan State		DNP-Inj.										
Jan. 10	Purdue		DNP-Inj.										
Jan. 16	Nebraska		DNP-Inj.										
Jan. 19	at Indiana	1-0	16	1-6	0-0	7-11	2-7-9	2	1	3	0	0	9
Jan. 23	at Minnesota		DNP-Inj.										
Jan. 28	Ohio State		DNP-Inj.										
Jan. 31	Wisconsin		DNP-Inj.										
Feb. 3	at Rutgers		DNP-Inj.										
Feb. 7	Iowa		DNP-Inj.										
Feb. 13	at Northwestern		DNP-Inj.										
Feb. 16	Rutgers		DNP-Inj.										
Feb. 21	at Wisconsin		DNP-Inj.										
Feb. 25	Indiana												
Feb. 28	Minnesota												
March 3	at Maryland												
March 6	at Penn State												

THORNE'S UI CAREER HIGHS

MINUTES

Season: 28 vs. North Florida (11/13/15)

POINTS

Season: 25 vs. North Florida (11/13/15)

FIELD GOALS

Season: 11 vs. North Florida (11/13/15)

FIELD GOAL ATTEMPTS

Season: 20 vs. North Florida (11/13/15)

3-POINT FIELD GOALS

Season: 0

3-POINT FIELD GOAL ATTEMPTS

Season: 0

FREE THROWS

Season: 7 at Indiana (1/19/16)

FREE THROW ATTEMPTS

Season: 11 at Indiana (1/19/16)

REBOUNDS

Season: 14 vs. North Florida (11/13/15)

ASSISTS

Season: 1, twice; last at Indiana (1/19/16)

BLOCKS

Season: 2, twice; last vs. Chattanooga (11/21/15)

STEALS

Season: 1, twice; last vs. Iowa State (11/28/15)

THORNE'S CAREER STATISTICS AT CHARLOTTE

Year	G-GS	MIN-Avg	FGM-A/%	3PM-A/%	FTM-A/%	OR-DR-TOT/Avg	PF-DQ	A	TO	B	S	PTS-Avg
2011-12	1-0	3-3.0	0-1/0.00	0-0/0.00	0-0/0.00	0-0-0/0.0	0-0	0	0	0	0	0-0.0
2012-13	17-0	112-6.6	14-28/50.0	0-0/0.00	3-5/60.0	14-9-23/1.4	11-0	0	3	2	3	31-1.8
2013-14	31-30	759-24.5	120-236/50.8	0-1/0.00	41-80/51.3	78-130-208/6.7	78-4	12	51	23	9	281-9.1
2014-15	32-30	836-26.1	134-251/53.4	0-1/0.00	54-101/53.5	85-150-235/7.3	75-2	25	42	29	4	322-10.1
TOTAL	81-60	1710-21.1	268-516/51.9	0-2/0.00	98-186/52.7	177-289-466/5.8	164-6	37	96	54	16	634-7.8

THORNE'S CAREER UI STATISTICS

Year	G-GS	MIN-Avg	FGM-A/%	3PM-A/%	FTM-A/%	OR-DR-TOT/Avg	PF-DQ	A	TO	B	S	PTS-Avg
2015-16	8-7	171-21.4	35-74/47.3	0-0/0.00	33-55/60.0	24-44-68/8.5	18-1	2	10	5	2	103-12.9



O D.J. WILLIAMS

FRESHMAN // GUARD // 6-7 // 200

CHICAGO, ILL. // SIMEON H.S.

2015-16 Notes: Set career highs with eight points and five rebounds in career-high 23 minutes vs. Rutgers (2/16) ... Played 20 minutes at Northwestern (2/13), finishing with six points behind first two 3-pointers of his career ... Season-high eight points and matched season best with four rebounds vs. Iowa (2/7) ... Six points at Rutgers (2/3) ... Started vs. Nebraska (1/16) ... 18 minutes vs. Purdue (1/10) ... Five points in 18 minutes at Michigan State (1/7) ... Played 14 minutes vs. South Dakota (12/19) ... Three rebounds in 12 minutes vs. Chicago State (11/23) ... Four rebounds vs. North Dakota State (11/15) ... Earned start in first career game, scoring four points in opener vs. North Florida (11/13).

Career Notes: Born March 20, 1997 ... Enrolled in the Division of General Studies (undeclared) ... National top-100 recruit ranked No. 46 by Scout, No. 64 by ESPN and No. 91 by 247Sports ... Averaged 14 points, four rebounds and five assists as a senior at Simeon ... Second-team All-State by the Illinois Basketball Coaches Association ... Special mention All-State by the *Chicago Tribune* and *Champaign News-Gazette* ... Second-team All-City by the *Chicago Sun-Times* ... Participated in USA Basketball U17 Training Camp in the summer of 2014 ... MVP of the MPAC Sports Elite International Tournament in Dubai in the summer of 2014, leading Simeon to the title while averaging 20 points, seven rebounds and five assists ... Averaged 10 points, six rebounds and four assists as a junior, earning special mention All-State honors by the IBCA ... Member of Simeon teams that won IHSA Class 4A state titles his freshman (2012) and sophomore (2013) seasons.

WILLIAMS' CAREER HIGHS

MINUTES

Season: 23 vs. Rutgers (2/16/16)

POINTS

Season: 8, twice; last vs. Rutgers (2/16/16)

FIELD GOALS

Season: 4 vs. Iowa (2/7/16)

FIELD GOAL ATTEMPTS

Season: 7 vs. Iowa (2/7/16)

3-POINT FIELD GOALS

Season: 2 at Northwestern (2/13/16)

3-POINT FIELD GOAL ATTEMPTS

Season: 3 at Northwestern (2/13/16)

FREE THROWS

Season: 4 vs. Rutgers (2/16/16)

FREE THROW ATTEMPTS

Season: 4, twice; last vs. Rutgers (2/16/16)

REBOUNDS

Season: 5 vs. Rutgers (2/16/16)

ASSISTS

Season: 1, six times; last vs. Rutgers (2/16/16)

BLOCKS

Season: 1, twice; last vs. Rutgers (2/16/16)

STEALS

Season: 1, four times; last vs. Iowa (2/7/16)

WILLIAMS' 2015-16 GAME-BY-GAME STATISTICS

Date	Opponent	G-GS	MIN	FG-A	3P-A	FT-A	REB	PF	A	TO	B	S	PTS
Nov. 13	vs. North Florida	1-1	13	2-5	0-1	0-2	0-1-1	0	0	1	0	0	4
Nov. 15	vs. North Dakota St.	1-0	9	0-0	0-0	0-0	2-2-4	0	1	0	0	0	0
Nov. 18	at Providence		DNP										
Nov. 21	vs. Chattanooga	1-0	4	0-0	0-0	0-0	0-0-0	0	0	1	0	0	0
Nov. 23	vs. Chicago State	1-0	12	0-4	0-1	2-4	2-1-3	2	0	2	0	0	2
Nov. 27	vs. UAB		DNP										
Nov. 28	vs. Iowa State		DNP										
Dec. 2	Notre Dame		DNP										
Dec. 5	Western Carolina	1-0	8	0-1	0-0	0-0	1-0-1	0	0	0	0	1	0
Dec. 9	Yale	1-0	7	1-2	0-0	0-0	0-0-0	1	1	1	0	0	2
Dec. 12	vs. UIC	1-0	6	0-0	0-0	1-2	0-0-0	0	1	1	0	0	1
Dec. 19	South Dakota	1-0	14	1-3	0-0	0-0	1-1-2	1	0	0	0	0	2
Dec. 23	vs. Missouri	1-0	12	0-2	0-0	0-0	0-0-0	0	0	1	0	0	0
Dec. 30	Michigan	1-0	3	0-0	0-0	0-0	0-1-1	0	0	0	0	0	0
Jan. 3	at Ohio State	1-0	3	0-0	0-0	1-2	0-0-0	1	0	1	0	0	1
Jan. 7	at Michigan State	1-0	18	1-3	0-0	3-3	0-2-2	0	0	2	0	1	5
Jan. 10	Purdue	1-0	18	1-2	0-1	0-0	0-3-3	3	0	0	0	1	2
Jan. 16	Nebraska	1-1	7	0-2	0-2	0-0	0-1-1	2	0	0	0	0	0
Jan. 19	at Indiana	1-0	6	0-0	0-0	0-0	0-0-0	0	0	1	0	0	0
Jan. 23	at Minnesota		DNP										
Jan. 28	Ohio State	1-0	2	0-0	0-0	0-0	0-0-0	1	0	1	0	0	0
Jan. 31	Wisconsin	1-0	4	0-0	0-0	0-0	0-0-0	2	0	0	0	0	0
Feb. 3	at Rutgers	1-0	15	3-5	0-0	0-0	1-0-1	2	1	0	1	0	6
Feb. 7	Iowa	1-0	15	4-7	0-0	0-0	2-2-4	1	0	2	0	1	8
Feb. 13	at Northwestern	1-0	20	2-5	2-3	0-2	3-0-3	1	1	2	0	0	6
Feb. 16	Rutgers	1-0	23	2-2	0-0	4-4	1-4-5	2	1	1	1	0	8
Feb. 21	at Wisconsin												
Feb. 25	Indiana												
Feb. 28	Minnesota												
March 3	at Maryland												
March 6	at Penn State												

WILLIAMS' CAREER STATISTICS

Year	G-GS	MIN-Avg	FGM-A/%	3PM-A/%	FTM-A/%	OR-DR-TOT/Avg	PF-DQ	A	TO	B	S	PTS-Avg
2015-16	21-2	219-10.4	17-43/.395	2-8/.250	11-19/.579	13-18-31/1.5	19-0	6	17	2	4	47-2.2




13 TRACY ABRAMS

GRADUATE STUDENT // GUARD // 6-2 // 185
CHICAGO, ILL. // MOUNT CARMEL H.S.

Career Notes: Born Feb. 6, 1992 ... Enrolled in the UI master's program in recreation, sport and tourism ... Earned bachelor's degree in communication in May 2015 ... Tore Achilles tendon in left leg during July practice and is out for the season ... Currently plans to apply for a medical hardship waiver for a sixth-season of eligibility in 2016-17 ... Redshirted last season after tearing ACL in right knee during September skill workout ... Started all 35 games as a junior in 2013-14, ranking second on the team in scoring with average of 10.7 points ... Led Illini and ranked 13th in the Big Ten in assists, averaging 3.2 apg ... Scored in double figures 20 times and was Illini's leading scorer in nine games ... Scored season-high 25 points to go along with seven rebounds vs. Indiana in the Big Ten Tournament Opening Round (3/13/14) ... Matched career high with eight rebounds vs. Bradley (11/17/13) ... Scored 22 points and made game-winning free throws with 4.6 seconds left vs. Missouri (12/21/13) ... 17 points on 8-of-12 shooting vs. Indiana (12/31/13) ... Equaled career high with five steals and added 12 points at Michigan State (3/1/14) ... Started 32 of 36 games as a sophomore, ranking third on the team in scoring with an average of 10.6 points ... Scored in double figures 22 times ... Led Illini and ranked ninth in the Big Ten in assists, averaging 3.4 apg ... Also led team in steals, ranking ninth in Big Ten (1.4 spg) ... Named Big Ten Player of the Week following career-high 27-point, eight-rebound performance vs. Auburn (12/27/13) ... Made 13-of-15 at the line against Auburn and also added five assists and four steals ... 22 points with five rebounds and career-high five steals at Hawaii (11/16/12) ... Played in all 32 games as a freshman, starting 19 times ... 2012 Team MVP, the first true-freshman in school history to be named Illini MVP ... Averaged 4.3 ppg and 1.9 apg.

ABRAMS' CAREER STATISTICS

Year	G-GS	MIN-Avg	FGM-A/%	3PM-A/%	FTM-A/%	OR-DR-TOT/Avg	PF-DQ	A	TO	B	S	PTS-Avg
2011-12	32-19	674-21.1	49-120/.408	9-35/.257	29-46/.630	22-50-72/2.3	72-1	60	50	0	14	136-4.3
2012-13	36-32	1032-28.7	132-335/.394	31-114/.272	86-115/.748	29-98-127/3.5	83-1	121	94	4	50	381-10.6
2013-14	35-35	1054-30.1	114-342/.333	30-111/.270	115-149/.772	16-106-122/3.5	77-0	112	67	8	42	373-10.7
2014-15	DNP - Redshirt											
TOTAL	103-86	2760-26.8	295-797/.370	70-260/.269	230-310/.742	67-254-321/3.1	232-2	293	211	12	106	890-8.6



10 MIKE LATULIP

SENIOR // GUARD // 6-1 // 175
ARLINGTON HEIGHTS, ILL. // PROSPECT H.S.

Career Notes: Born Dec. 7, 1993 ... Majoring in communication ... Will redshirt this season, retaining his final year of eligibility as a graduate transfer in 2016-17 ... Appeared in 16 games last year ... Seven points and career-high three rebounds vs. Coppin State (11/16/14) ... Scored career-high nine points in eight minutes vs. Austin Peay (11/21/14) ... Combined for 16 points over that two-game stretch after totaling 30 points in his first 28 career games ... Hit 3-pointer vs. both American (12/6/14) and Hampton (12/17/14) ... Made two free throws at Wisconsin (2/15/15) and at Iowa (2/25/15) ... Played in 12 games as a sophomore, scoring 11 points ... Season-high six points and career-high two three-pointers in opener vs. Alabama State (11/8/13) ... Three points vs. Jacksonville State (11/10/13) ... Played in 16 games as a freshman ... Made 4-of-11 shots from the field, including 3-of-9 from 3-point land, and a perfect 8-for-8 at the line ... Scored season-high seven points in eight minutes vs. St. Francis-N.Y. (11/12/11) ... Prospect High School's all-time leading scorer with 1,484 points ... Averaged 22 points, four assists and 2.7 rebounds as a senior ... Made 75 three-pointers on the season while shooting 38.5 percent from behind the arc ... Scored 44 points and hit seven three-pointers vs. Buffalo Grove (2/10/12).

LATULIP'S CAREER STATISTICS

Year	G-GS	MIN-Avg	FGM-A/%	3PM-A/%	FTM-A/%	OR-DR-TOT/Avg	PF-DQ	A	TO	B	S	PTS-Avg
2012-13	16-0	38-2.4	4-11/.364	3-9/.333	8-8/1.000	0-2-2/0.1	3-0	0	1	0	0	19-1.2
2013-14	12-0	44-3.7	3-9/.333	3-9/.333	2-4/.500	0-3-3/0.3	7-0	2	1	0	1	11-0.9
2014-15	16-0	45-2.8	6-13/.462	4-9/.444	10-10/1.000	0-9-9/0.6	3-0	0	1	0	1	26-1.6
TOTAL	44-0	127-2.9	13-33/.394	10-27/.370	20-22/.909	0-14-14/0.3	13-0	2	3	0	2	56-1.3



2 KIPPER NICHOLS

FRESHMAN // FORWARD // 6-6 // 220
CLEVELAND, OHIO // ST. EDWARD H.S.

Career Notes: Born July 7, 1997 ... Enrolled in the Division of General Studies (undeclared) ... Sitting out as a transfer after joining Illini program on Dec. 27 ... Averaged 18.6 points and 4.7 rebounds as a senior, leading St. Edward to state semifinals appearance ... Division I Player of the Year by the Ohio Basketball Coaches Association ... Second-team All-Ohio by the Associated Press ... Averaged 18.9 points and 5.1 rebounds as a junior, leading St. Edward to the 2014 Division I state championship while being named Most Outstanding Player of the tournament.

2015-16 RESULTS / ATTENDANCE

<u>DATE</u>	<u>OPPONENT</u>	<u>SCORE</u>	<u>ATTENDANCE</u>	<u>HIGH POINTS</u>	<u>HIGH REBOUNDS</u>
Nov. 13	vs. North Florida	L, 81-93	5,186	25 – Thorne Jr.	14 – Thorne Jr.
Nov. 15	vs. North Dakota State	W, 80-74	5,332	21 – Thorne Jr.	8 – Thorne Jr.
Nov. 18	at Providence	L, 59-60	8,069	17 – Coleman-Lands	11 – Hill
Nov. 21	vs. Chattanooga	L, 77-81	5,653	25 – Hill	11 – Thorne Jr.
Nov. 23	vs. Chicago State	W, 82-79	5,023	17 – Finke	9 – Thorne Jr.
Nov. 27	vs. UAB	W, 72-58	2,222 *	18 – Nunn	8 – Thorne Jr.
Nov. 28	vs. #4 Iowa State	L, 73-84	2,222 *	20 – Hill	8 – Black
Dec. 2	Notre Dame	L, 79-84	14,953	19 – Hill	7 – Black & Nunn
Dec. 5	Western Carolina	W, 80-68	11,455	27 – Nunn	6 – Finke
Dec. 9	Yale	W, 69-65	11,648	28 – Nunn	5 – Hill
Dec. 12	vs. UIC	W, 83-79	5,151	22 – Hill	5 – Finke & Nunn
Dec. 19	South Dakota	W, 91-79	11,714	34 – Hill	11 – Hill
Dec. 23	vs. Missouri	W, 68-63	14,456	21 – Hill	11 – Nunn
Dec. 30	Michigan	L, 68-78	13,974	23 – Nunn	8 – Finke
Jan. 3	at Ohio State	L, 73-75	12,798	14 – Coleman-Lands, Finke, Hill & Nunn	7 – Hill & Nunn
Jan. 7	at #5 Michigan State	L, 54-79	14,797 *	15 – Morgan	7 – Finke
Jan. 10	#20 Purdue	W, 84-70	12,246	30 – Hill	8 – Hill
Jan. 16	Nebraska	L, 67-78	12,510	17 – Hill	5 – Nunn
Jan. 19	at #25 Indiana	L, 69-103	17,472 *	20 – Hill	9 – Thorne Jr.
Jan. 23	at Minnesota	W, 76-71 (OT)	11,026	28 – Hill	16 – Finke
Jan. 28	Ohio State	L, 63-68 (OT)	13,263	24 – Nunn	8 – Hill
Jan. 31	Wisconsin	L, 55-63	13,609	22 – Hill	4 – Morgan
Feb. 3	at Rutgers	W, 110-101 (3OT)	4,500	32 – Hill	14 – Hill
Feb. 7	#5 Iowa	L, 65-77	13,849	17 – Coleman-Lands	8 – Hill
Feb. 13	at Northwestern	L, 56-58	8,117 *	13 – Nunn	13 – Hill
Feb. 16	Rutgers	W, 82-66	11,323	22 – Hill	10 – Hill
Feb. 21	at Wisconsin				
Feb. 25	Indiana				
Feb. 28	Minnesota				
March 3	at Maryland				
March 6	at Penn State				

* sold out

	ATTENDANCE				
	Games	Totals	Average	High Game	Sellouts
HOME	11	140,544	12,777	14,953	0
AWAY	7	76,779	10,968	17,472	3
NEUTRAL	8	45,245	5,656	14,456	2
TOTALS	26	262,568	10,099	17,472	5

GAME-BY-GAME TEAM STATISTICS

	GAME	FGM-A/%	3PM-A/%	FTM-A/%	OR-DR—TOT	PF	AS	TO	BK	ST	PTS (1st-2nd)
Nov. 13	Illinois	32-71/.451	5-16/.313	12-23/.522	12-28-40	14	14	5	2	2	81 (34-47)
	vs. North Florida	35-67/.522	17-33/.515	6-8/.750	4-32-36	21	20	6	6	2	93 (47-46)
Nov. 15	Illinois	28-57/.491	7-17/.412	17-27/.630	7-28-35	17	15	12	4	7	80 (28-52)
	vs. North Dakota State	27-61/.443	11-27/.407	9-10/.900	6-25-31	23	12	15	2	5	74 (39-35)
Nov. 18	Illinois	23-60/.383	9-25/.360	4-6/.667	15-24-39	21	17	13	3	5	59 (30-29)
	at Providence	23-60/.383	6-23/.261	8-18/.444	16-23-39	13	13	8	4	6	60 (32-28)
Nov. 21	Illinois	30-58/.517	4-13/.308	13-18/.722	8-20-28	17	14	16	3	6	77 (32-45)
	vs. Chattanooga	29-58/.500	12-30/.400	11-13/.846	7-24-31	18	17	19	8	10	81 (39-42)
Nov. 23	Illinois	22-55/.400	9-26/.346	29-41/.707	14-26-40	19	14	14	1	8	82 (32-50)
	vs. Chicago State	26-57/.456	11-25/.440	16-22/.727	7-24-31	29	11	12	4	5	79 (40-39)
Nov. 27	Illinois	27-56/.482	5-12/.417	13-19/.684	8-23-31	17	14	11	0	10	72 (28-44)
	vs. UAB	19-49/.388	5-23/.217	15-19/.789	8-24-32	16	11	16	7	5	58 (23-35)
Nov. 28	Illinois	29-63/.460	10-26/.385	5-8/.625	7-23-30	13	12	10	0	2	73 (39-34)
	vs. Iowa State	33-67/.493	6-25/.240	12-14/.857	11-29-40	12	11	8	0	6	84 (40-44)
Dec. 2	Illinois	30-71/.423	11-29/.379	8-9/.889	11-22-33	20	15	3	1	7	79 (41-38)
	Notre Dame	29-56/.518	10-20/.500	16-22/.727	6-29-35	14	13	9	5	1	84 (33-51)
Dec. 5	Illinois	28-53/.528	7-18/.389	17-21/.810	9-25-34	18	14	16	1	7	80 (39-41)
	Western Carolina	21-48/.438	11-24/.458	15-18/.833	3-18-21	20	12	19	2	8	68 (34-34)
Dec. 9	Illinois	26-65/.400	8-26/.308	9-11/.818	7-18-25	18	12	5	1	7	69 (33-36)
	Yale	25-58/.431	5-18/.278	10-14/.714	17-31-48	16	14	23	3	2	65 (25-40)
Dec. 12	Illinois	25-53/.472	9-22/.409	24-35/.686	7-23-30	15	18	11	5	5	83 (41-42)
	vs. UIC	30-63/.476	9-15/.600	10-14/.714	11-29-40	29	18	14	5	3	79 (30-49)
Dec. 19	Illinois	30-62/.484	14-30/.467	17-20/.850	6-30-36	16	23	8	4	4	91 (55-36)
	South Dakota	31-65/.477	11-27/.407	6-13/.462	6-27-33	20	19	10	0	6	79 (36-43)
Dec. 23	Illinois	23-57/.404	9-29/.310	13-19/.684	6-26-32	16	9	7	3	6	68 (41-27)
	vs. Missouri	25-57/.439	6-18/.333	7-13/.538	10-33-43	20	9	15	2	4	63 (27-36)
Dec. 30	Illinois	24-56/.429	9-25/.360	11-13/.846	6-21-27	18	14	13	3	6	68 (37-31)
	Michigan	30-62/.484	10-24/.417	8-10/.800	10-28-38	14	16	15	3	7	78 (34-44)
Jan. 3	Illinois	26-65/.400	12-32/.375	9-11/.818	9-24-33	23	13	8	0	2	73 (26-47)
	at Ohio State	21-50/.420	5-15/.333	28-39/.718	11-31-42	18	10	14	9	2	75 (30-45)
Jan. 7	Illinois	17-57/.298	2-15/.133	18-21/.857	5-22-27	14	7	6	2	6	54 (22-32)
	at Michigan State	33-62/.532	6-15/.400	7-10/.700	10-36-46	17	26	12	8	3	79 (47-32)
Jan. 10	Illinois	26-48/.542	9-17/.529	23-28/.821	2-23-25	19	14	10	3	5	84 (37-47)
	Purdue	27-60/.450	7-22/.318	9-11/.818	10-21-31	28	15	16	1	3	70 (37-33)
Jan. 16	Illinois	23-59/.390	11-37/.297	10-15/.667	3-21-24	19	16	6	0	3	67 (30-37)
	Nebraska	30-56/.536	6-13/.462	12-18/.667	8-34-42	15	10	10	4	2	78 (39-39)
Jan. 19	Illinois	22-51/.431	7-18/.389	18-25/.720	7-18-25	19	14	15	0	5	69 (25-44)
	at Indiana	37-65/.569	19-36/.528	10-13/.769	12-26-38	20	27	11	3	9	103 (42-61)
Jan. 23	Illinois	27-62/.435	6-18/.333	16-22/.727	10-39-49	15	17	14	1	4	76 (35-25-16)
	at Minnesota	27-69/.391	11-36/.306	6-12/.500	8-30-38	19	21	13	1	6	71 (30-30-11)
Jan. 28	Illinois	18-56/.321	9-29/.310	18-31/.581	5-29-34	15	8	10	0	4	63 (24-34-5)
	Ohio State	27-69/.391	7-23/.304	7-13/.538	13-38-51	22	9	14	5	4	68 (29-29-10)
Jan. 31	Illinois	18-50/.360	6-14/.429	13-15/.867	5-20-25	17	6	11	0	6	55 (28-27)
	Wisconsin	22-50/.440	2-14/.143	17-20/.850	9-28-37	16	8	12	1	6	63 (33-30)
Feb. 3	Illinois	35-77/.455	10-29/.345	30-34/.882	9-34-43	23	17	11	1	4	110 (37-38-12-6-17)
	at Rutgers	39-85/.459	8-25/.320	15-23/.652	17-35-52	27	18	19	6	6	101 (40-35-12-6-8)
Feb. 7	Illinois	26-66/.394	8-25/.320	5-6/.833	7-25-32	14	12	10	1	6	65 (29-36)
	Iowa	28-65/.431	8-20/.400	13-16/.813	12-31-43	12	11	9	2	7	77 (38-39)
Feb. 13	Illinois	21-57/.368	10-25/.400	4-8/.500	14-26-40	17	14	11	0	4	56 (23-33)
	at Northwestern	22-52/.423	9-26/.346	5-10/.500	7-24-31	14	18	12	3	2	58 (21-37)
Feb. 16	Illinois	27-59/.458	9-22/.409	19-23/.826	9-24-33	18	17	10	5	8	82 (47-35)
	Rutgers	25-57/.439	5-17/.294	11-18/.611	8-25-33	21	15	16	3	5	66 (25-41)
Feb. 21	Illinois										
	at Wisconsin										
Feb. 25	Illinois										
	Indiana										
Feb. 28	Illinois										
	Minnesota										
March 3	Illinois										
	at Maryland										
March 6	Illinois										
	at Penn State										

TEAM SUPERLATIVES

ILLINOIS

POINTS	HIGHS	LOWS
FIRST-HALF POINTS	110 at Rutgers (2/3/16)	54 at Michigan State (1/7/16)
SECOND-HALF POINTS	55 vs. South Dakota (12/19/15)	22 at Michigan State (1/7/16)
OVERTIME POINTS	52 vs. North Dakota State (11/15/15)	25 at Minnesota (1/23/16)
WINNING MARGIN	17 (3rd OT) at Rutgers (2/3/16)	5 vs. Ohio State (1/28/16)
FIELD GOALS	16 vs. Rutgers (2/16/16)	3 (82-79) vs. Chicago State (11/23/15)
FIELD GOAL ATTEMPTS	35 at Rutgers (2/3/16)	17 at Michigan State (1/7/16)
FIELD GOAL PERCENTAGE	77 at Rutgers (2/3/16)	48 vs. Purdue (1/10/16)
3-POINT FIELD GOALS	.542 (26-48) vs. Purdue (1/10/16)	.298 (17-57) at Michigan State (1/7/16)
3-POINT FIELD GOAL ATTEMPTS	14 vs. South Dakota (12/19/15)	2 at Michigan State (1/7/16)
3-POINT FIELD GOAL PERCENTAGE	37 vs. Nebraska (1/16/16)	12 vs. UAB (11/27/15)
FREE THROWS	.529 (9-17) vs. Purdue (1/10/16)	.133 (2-15) at Michigan State (1/7/16)
FREE THROW ATTEMPTS	30 at Rutgers (2/3/16)	4 at Providence (11/18/15) & at Northwestern (2/13/16)
FREE THROW PERCENTAGE	41 vs. Chicago State (11/23/15)	6 at Providence (11/18/15) & vs. Iowa (2/7/16)
REBOUNDS	.889 (8-9) vs. Notre Dame (12/2/15)	.500 (4-8) at Northwestern (2/13/16)
OFFENSIVE REBOUNDS	49 at Minnesota (1/23/16)	24 vs. Nebraska (1/16/16)
DEFENSIVE REBOUNDS	15 at Providence (11/18/15)	2 vs. Purdue (1/10/16)
PERSONAL FOULS	39 at Minnesota (1/23/16)	18 vs. Yale (12/9/15) & at Indiana (1/19/16)
ASSISTS	23 at Ohio State (1/3/16) & at Rutgers (2/3/16)	13 vs. Iowa State (11/28/15)
TURNOVERS	23 vs. South Dakota (12/19/15)	6 vs. Wisconsin (1/31/16)
BLOCKED SHOTS	16 vs. Chattanooga (11/21/15) & vs. Western Carolina (12/5/15)	3 vs. Notre Dame (12/2/15)
STEALS	5 vs. UIC (12/12/15) & vs. Rutgers (2/16/16)	0, eight times; last at Northwestern (2/13/16)
LARGEST LEAD	10 vs. UAB (11/27/15)	2, three times; last at Ohio State (1/3/16)
LARGEST DEFICIT	25 (55-30) vs. Rutgers (2/16/16)	
LARGEST DEFICIT OVERCOME IN A WIN	38 (60-98) at Indiana (1/19/16)	
LARGEST LEAD RELINQUISHED IN A LOSS	14 (28-42) vs. North Dakota State (11/15/15) & (52-66) vs. Chicago State (11/23/15)	
LARGEST HALFTIME LEAD	11 (13-2) vs. Ohio State (1/28/16)	
LARGEST HALFTIME DEFICIT	19 (55-36) vs. South Dakota (12/19/15)	
LARGEST HALFTIME DEFICIT OVERCOME IN A WIN	25 (22-47) at Michigan State (1/7/16)	
LARGEST HALFTIME LEAD RELINQUISHED IN A LOSS	11 (28-39) vs. North Dakota State (11/15/15)	
	8 (41-33) vs. Notre Dame (12/2/15)	

OPPONENTS

POINTS	HIGHS	LOWS
FIRST-HALF POINTS	103, Indiana (1/19/16)	58, UAB (11/27/15) & Northwestern (2/13/16)
SECOND-HALF POINTS	47, North Florida (11/13/15) & Michigan State (1/7/16)	21, Northwestern (2/13/16)
OVERTIME POINTS	61, Indiana (1/19/16)	28, Providence (11/18/15)
WINNING MARGIN	12 (1st OT), Rutgers (2/3/16)	6 (2nd OT), Rutgers (2/3/16)
FIELD GOALS	34 (103-69), Indiana (1/19/16)	1 (60-59), Providence (11/18/15)
FIELD GOAL ATTEMPTS	39, Rutgers (2/3/16)	19, UAB (11/27/15)
FIELD GOAL PERCENTAGE	85, Rutgers (2/3/16)	48, Western Carolina (12/5/15)
3-POINT FIELD GOALS	.569 (37-65), Indiana (1/19/16)	.383 (23-60), Providence (11/18/15)
3-POINT FIELD GOAL ATTEMPTS	19, Indiana (1/19/16)	2, Wisconsin (1/31/16)
3-POINT FIELD GOAL PERCENTAGE	36, Indiana (1/19/16) & Minnesota (1/23/16)	13, Nebraska (1/16/16)
FREE THROWS	.600 (9-15), UIC (12/12/15)	.143 (2-14), Wisconsin (1/31/16)
FREE THROW ATTEMPTS	28, Ohio State (1/3/16)	5, Northwestern (2/13/16)
FREE THROW PERCENTAGE	39, Ohio State (1/3/16)	8, North Florida (11/13/15)
REBOUNDS	.900 (9-10), North Dakota State (11/15/15)	.444 (8-18), Providence (11/18/15)
OFFENSIVE REBOUNDS	52, Rutgers (2/3/16)	21, Western Carolina (12/5/15)
DEFENSIVE REBOUNDS	17, Yale (12/9/15) & at Rutgers (2/3/16)	3, Western Carolina (12/5/15)
PERSONAL FOULS	38, Ohio State (1/28/16)	18, Western Carolina (12/5/15)
ASSISTS	29, Chicago State (11/23/15) & UIC (12/12/15)	11, Iowa State (11/28/15)
TURNOVERS	27, Indiana (1/19/16)	8, Wisconsin (1/31/16)
BLOCKED SHOTS	23, Yale (12/9/15)	6, North Florida (11/13/15)
STEALS	9, Ohio State (1/3/16)	0, Iowa State (11/28/15) & vs. South Dakota (12/19/15)
	10, Chattanooga (11/21/15)	1, Notre Dame (12/2/15)

INDIVIDUAL SUPERLATIVES

ILLINOIS HIGHS

POINTS	34, Malcolm Hill vs. South Dakota (12/19/15)
FIELD GOALS	11, Mike Thorne Jr. vs. North Florida (11/13/15)
FIELD GOAL ATTEMPTS	20, Mike Thorne Jr. vs. North Florida (11/13/15)
FIELD GOAL PERCENTAGE (MIN. 6 ATT.)	1.000 (6-6), Maverick Morgan vs. UAB (11/27/15)
3-POINT FIELD GOALS	6, Kendrick Nunn vs. Yale (12/9/15)
	6, Jalen Coleman-Lands at Rutgers (2/3/16)
3-POINT FIELD GOAL ATTEMPTS	14, Jalen Coleman-Lands at Rutgers (2/3/16)
3-POINT FIELD GOAL PERCENTAGE (MIN. 4 ATT.)	.750 (6-8), Kendrick Nunn vs. Yale (12/9/15)
FREE THROWS	17, Malcolm Hill at Rutgers (2/3/16)
FREE THROW ATTEMPTS	20, Malcolm Hill at Rutgers (2/3/16)
FREE THROW PERCENTAGE (MIN. 6 ATT.)	.929 (13-14), Malcolm Hill at Minnesota (1/23/16)
REBOUNDS	16, Michael Finke at Minnesota (1/23/16)
ASSISTS	8, Khalid Lewis vs. UIC (12/12/15)
	8, Khalid Lewis at Rutgers (2/3/16)
	8, Malcolm Hill at Northwestern (2/13/16)
	8, Khalid Lewis vs. Rutgers (2/16/16)
TURNOVERS	5, Malcolm Hill at Minnesota (1/23/16)
	5, Malcolm Hill at Northwestern (2/13/16)
BLOCKED SHOTS	4, Maverick Morgan vs. Rutgers (2/16/16)
STEALS	4, Jalen Coleman-Lands vs. North Dakota State (11/15/15)
	4, Malcolm Hill vs. UAB (11/27/15)
	4, Malcolm Hill vs. Notre Dame (12/2/15)
	4, Kendrick Nunn vs. Missouri (12/23/15)
MINUTES	49, Malcolm Hill at Rutgers (2/3/16)

OPPONENT HIGHS

POINTS	39, Corey Sanders, Rutgers (2/3/16)
FIELD GOALS	14, Corey Sanders, Rutgers (2/3/16)
FIELD GOAL ATTEMPTS	33, Corey Sanders, Rutgers (2/3/16)
FIELD GOAL PERCENTAGE (MIN. 6 ATT.)	1.000 (7-7), Trevor Thompson, Ohio State (1/28/16)
3-POINT FIELD GOALS	7, Beau Beech, North Florida (11/13/15)
3-POINT FIELD GOAL ATTEMPTS	14, Joey King, Minnesota (1/23/16)
3-POINT FIELD GOAL PERCENTAGE (MIN. 4 ATT.)	.875 (7-8), Beau Beech, North Florida (11/13/15)
FREE THROWS	14, Marc Loving, Ohio State (1/3/16)
FREE THROW ATTEMPTS	19, Marc Loving, Ohio State (1/3/16)
FREE THROW PERCENTAGE (MIN. 6 ATT.)	1.000 (6-6), Monte Morris, Iowa State (11/28/15)
	1.000 (6-6), Dominique Matthews, UIC (12/12/15)
	1.000 (6-6), Peter Jok, Iowa (2/7/16)
REBOUNDS	16, Greg Lewis, Rutgers (2/3/16)
ASSISTS	12, Corey Sanders, Rutgers (2/3/16)
TURNOVERS	6, Dikembe Dixon, UIC (12/12/15)
BLOCKED SHOTS	5, Daniel Giddens, Ohio State (1/3/16)
STEALS	4, Mike Brown, Western Carolina (12/5/15)
	4, Anthony Clemmons, Iowa (2/7/16)
MINUTES	51, Corey Sanders, Rutgers (2/3/16)

ILLINOIS'

TOP INDIVIDUAL GAMES

POINTS

34. Malcolm Hill vs. South Dakota (12/19/15)
32. Malcolm Hill at Rutgers (2/3/16)
30. Malcolm Hill vs. Purdue (1/10/16)
28. Kendrick Nunn vs. Yale (12/9/15)
28. Malcolm Hill at Minnesota (1/23/16)
27. Kendrick Nunn vs. Western Carolina (12/5/15)
26. Jalen Coleman-Lands at Rutgers (2/3/16)
25. Mike Thorne Jr. vs. North Florida (11/13/15)
25. Malcolm Hill vs. Chattanooga (11/21/15)
24. Michael Finke vs. Western Carolina (12/5/15)
24. Kendrick Nunn vs. Ohio State (1/28/16)

REBOUNDS

16. Michael Finke at Minnesota (1/23/16)
14. Mike Thorne Jr. vs. North Florida (11/13/15)
14. Malcolm Hill at Rutgers (2/3/16)
13. Kendrick Nunn at Rutgers (2/3/16)
13. Malcolm Hill at Northwestern (2/13/16)

ASSISTS

8. Khalid Lewis vs. UIC (12/12/15)
8. Khalid Lewis at Rutgers (2/3/16)
8. Malcolm Hill at Northwestern (2/13/16)
8. Khalid Lewis vs. Rutgers (2/16/16)
7. Malcolm Hill vs. Chicago State (11/23/15)
7. Malcolm Hill vs. Yale (12/9/15)
7. Malcolm Hill vs. Nebraska (1/16/16)

BLOCKED SHOTS

4. Maverick Morgan vs. Rutgers (2/16/16)
3. Malcolm Hill vs. South Dakota (12/19/15)
2. Mike Thorne Jr. vs. North Dakota State (11/15/15)
2. Malcolm Hill at Providence (11/18/15)
2. Mike Thorne Jr. vs. Chattanooga (11/21/15)
2. Malcolm Hill vs. UIC (12/12/15)
2. Malcolm Hill vs. Purdue (1/10/16)

STEALS

4. Jalen Coleman-Lands vs. North Dakota State (11/15/15)
4. Malcolm Hill vs. UAB (11/27/15)
4. Malcolm Hill vs. Notre Dame (12/2/15)
4. Kendrick Nunn vs. Missouri (12/23/15)
3. Malcolm Hill vs. Chattanooga (11/21/15)
3. Jalen Coleman-Lands vs. Chicago State (11/23/15)
3. Kendrick Nunn at Minnesota (1/23/16)
3. Kendrick Nunn vs. Rutgers (2/16/16)

MINUTES

49. Malcolm Hill at Rutgers (2/3/16)
46. Khalid Lewis at Rutgers (2/3/16)
45. Jalen Coleman-Lands at Rutgers (2/3/16)
45. Kendrick Nunn at Rutgers (2/3/16)
43. Maverick Morgan at Rutgers (2/3/16)

SPECIALTY STATISTICS

	OPPONENT	Pts in Paint (ILL-Opp.)	Pts off TO (ILL-Opp.)	2nd Chance Pts (ILL-Opp.)	Fast Break Pts (ILL-Opp.)	Bench Pts (ILL-Opp.)	Largest Lead	Largest Deficit	Lead Changes	Ties
Nov. 13	vs. North Florida	38-28	6-8	16-4	2-2	18-13	—	23 (45-68)	0	0
Nov. 15	vs. North Dakota State	30-28	16-13	7-6	2-4	34-23	8 (77-69)	14 (28-42)	2	2
Nov. 18	at Providence	14-30	13-17	12-18	2-4	38-13	3 (57-54)	7 (30-37)	11	8
Nov. 21	vs. Chattanooga	40-30	21-12	8-8	6-2	27-27	9 (69-60)	15 (14-29)	4	5
Nov. 23	vs. Chicago State	26-24	13-12	12-2	4-6	30-3	4 (14-10)	14 (52-66)	7	5
Nov. 27	vs. UAB	30-18	18-15	5-11	N/A	48-42	17 (60-43)	3 (3-6)	10	3
Nov. 28	vs. Iowa State	28-44	9-18	12-13	N/A	17-10	6 (12-6)	17 (67-84)	13	8
Dec. 2	Notre Dame	28-32	14-4	14-6	2-2	32-13	10 (43-33)	14 (66-80)	10	5
Dec. 5	Western Carolina	22-16	23-17	6-0	10-2	37-17	13 (76-63)	1 (2-3)	2	3
Dec. 9	Yale	24-32	25-5	11-11	4-2	10-9	10 (35-25)	4 (0-4)	9	9
Dec. 12	vs. UIC	24-32	17-9	6-8	9-9	30-23	12 (36-24)	7 (5-12)	8	4
Dec. 19	South Dakota	20-30	11-6	4-2	9-4	15-19	20 (58-38)	—	0	0
Dec. 23	vs. Missouri	18-28	15-6	7-4	4-4	4-21	20 (50-30)	5 (6-11)	1	2
Dec. 30	Michigan	24-38	18-8	8-13	11-2	8-29	7 (29-22)	15 (53-68)	9	6
Jan. 3	at Ohio State	20-30	15-12	11-13	10-7	13-17	6 (6-0)	10 (8-18)	7	3
Jan. 7	at Michigan State	20-50	0-10	3-13	4-17	16-28	1 (5-4)	31 (46-77)	2	1
Jan. 10	Purdue	20-30	24-14	4-13	4-0	20-36	17 (77-60)	5 (0-5)	3	4
Jan. 16	Nebraska	20-34	10-9	5-10	4-0	23-24	4 (15-11)	14 (65-51)	4	2
Jan. 19	at Indiana	26-36	10-21	8-13	6-9	29-37	—	38 (60-98)	0	0
Jan. 23	at Minnesota	28-22	16-8	14-10	9-6	16-13	13 (75-62)	10 (14-24)	11	6
Jan. 28	Ohio State	12-28	10-6	4-12	2-4	8-30	11 (13-2)	13 (43-56)	1	2
Jan. 31	Wisconsin	8-22	11-10	2-7	0-2	8-19	8 (18-10)	10 (41-51)	1	0
Feb. 3	at Rutgers	36-54	27-10	14-20	2-14	13-18	11 (110-99)	12 (12-24)	12	7
Feb. 7	Iowa	18-32	13-12	6-26	0-8	16-8	3 (3-0)	20 (45-65)	3	1
Feb. 13	at Northwestern	16-24	8-8	13-8	5-9	9-23	6 (14-8)	5 (53-58)	14	5
Feb. 16	Rutgers	24-38	21-6	5-5	6-6	10-11	25 (55-30)	4 (0-4)	1	0
Feb. 21	at Wisconsin									
Feb. 25	Indiana									
Feb. 28	Minnesota									
March 3	at Maryland									
March 6	at Penn State									
Totals		614-810	384-276	217-256	117-125	529-526				
Average		23.6-31.2	14.8-10.6	8.3-9.8	4.5-4.8	20.3-20.2				
Margin		-7.6	+4.2	-1.5	-0.3	+0.1				

GAME 1 NORTH FLORIDA 93, ILLINOIS 81

NOV. 23, 2015 // PRAIRIE CAPITAL CONVENTION CENTER // SPRINGFIELD, ILL.

North Florida 93 • 1-0

#	Player	Total		3-Ptr		Rebounds			PF	TP	A	TO	Blk	Stl	Min	
		FG	FGA	FG	FGA	FT	FTA	Off								Def
02	BEECH, Beau	f	8-12	7-8	2-2	0	4	4	4	25	3	2	2	1	0	29
11	DAVENPORT, Chris	f	2-8	1-5	2-2	0	7	7	5	7	2	0	2	0	0	22
13	MACKAY, Trent	g	4-9	4-9	1-1	0	2	2	3	13	3	0	0	0	1	38
14	MOORE, Dallas	g	11-20	3-6	1-2	0	3	3	1	26	10	0	0	0	0	38
23	MALONGA, Nick	g	4-7	1-2	0-0	0	4	4	3	9	1	1	1	0	0	25
12	BODAGER, Aaron	g	0-0	0-0	0-0	1	5	6	1	0	1	1	0	0	0	17
32	DANIELS, Demarcus	g	6-11	1-3	0-1	2	3	9	4	13	0	2	2	0	0	31
Team																Deadball Rebounds 0,1
Totals		35-67		17-33		6-8		4 32 36		21 93		6 6		2		

FG % 1st Half: 18-34 52.9% 2nd half: 17-33 51.5% Game: 35-67 52.2%
3FG % 1st Half: 9-17 52.9% 2nd half: 8-16 50.0% Game: 17-33 51.5%
FT % 1st Half: 2-2 100.0 2nd half: 4-6 66.7% Game: 6-8 75.0%

Illinois 81 • 0-1

#	Player	Total		3-Ptr		Rebounds			PF	TP	A	TO	Blk	Stl	Min	
		FG	FGA	FT	FTA	Off	Def	Tot								
10	Thorne Jr., Mike	c	11-20	0-0	3-8	5	8	14	0	0	25	0	0	0	28	
00	Williams, D.J.	g	2-5	0-1	0-2	0	1	1	0	4	0	1	0	0	13	
01	Tate, Javlon	g	0-4	0-0	0-0	0	0	0	1	0	1	0	0	0	11	
21	Hill, Malcolm	g	6-17	1-5	7-9	3	7	10	4	20	5	2	1	0	38	
23	Jordan, Aaron	g	5-10	3-5	1-2	0	1	1	2	14	3	0	0	1	31	
03	Lewis, Khalid	g	2-5	0-0	1-2	0	3	3	0	5	3	1	0	0	32	
05	Coleman-Lands, Jalen	g	2-5	1-3	0-0	0	2	5	5	1	0	0	0	0	14	
22	Morgan, Maverick	g	3-3	0-0	0-0	0	1	2	6	0	0	0	1	1	7	
42	Finke, Michael	g	1-1	0-0	0-0	0	0	0	2	0	1	0	0	0	5	
44	Austin, Alex	g	0-1	0-1	0-0	0	5	5	0	1	0	0	0	0	21	
Team														Deadball Rebounds 5,2		
Totals		32-71	5-16	12-23	12 80 44	14	81	14	5	2	21	200	0	0	22	

FG % 1st Half: 15-38 39.5% 2nd half: 17-33 51.5% Game: 32-71 45.1%
3FG % 1st Half: 0-7 0.0% 2nd half: 5-9 55.6% Game: 5-16 31.2%
FT % 1st Half: 4-7 57.1% 2nd half: 8-16 50.0% Game: 12-23 52.2%

Officials: Jim Schipper, Darryl Smith, Tim Stewart
Technical fouls: North Florida-None, Illinois-None.
Attendance: 5186

Score by periods	1st	2nd	Total
North Florida	47	46	93
Illinois	34	47	81

Last FG - UNF 2nd-00:33, ILL 2nd-00:18.
Largest lead - UNF by 23 2nd-01:19, ILL None.
UNF led for 39:37, ILL led for 00:00. Game was tied for 02:23.

GAME 2 ILLINOIS 80, NORTH DAKOTA STATE 74

NOV. 15, 2015 // PRAIRIE CAPITAL CONVENTION CENTER // SPRINGFIELD, ILL.

North Dakota State 74 • 1-1

#	Player	F	Total			3-Ptr			Rebounds			PF	TP	A	TO	Blk	Stl	Min
			FG	FGA	FT	FGA	FT	FTA	Off	Def	Tot							
40	Dexter Werner	f	2-5	0-0	2-2	0	4	4	3	6	0	2	1	1	0	1	28	
02	Paul Miller	g	7-13	4-9	1-2	0	2	2	2	19	2	2	0	0	0	0	37	
03	Carlin Dupree	g	3-6	1-2	2-2	0	4	4	1	9	3	4	0	2	0	22		
21	A.J. Jacobson	g	2-8	1-3	2-2	0	3	3	4	11	0	1	0	1	0	0	28	
22	Kory Brown	g	2-4	0-0	2-2	3	2	5	5	6	2	2	0	1	0	1	21	
00	Brian Ishola	g	0-1	0-0	0-0	0	1	1	1	0	0	0	0	0	0	4	9	
01	Malik Clements	g	6-13	4-8	0-0	0	6	6	2	16	1	2	0	1	0	0	26	
13	Khy Kabellis	g	3-10	1-5	0-0	0	3	3	4	11	0	1	0	0	0	0	22	
20	Spencer Eliason	g	0-1	0-0	0-0	1	0	1	2	0	1	0	0	0	0	0	10	
42	Dylan Miller	g	0-0	0-0	0-0	0	0	0	0	0	0	0	0	0	0	0	2	
Team																	Deadball Rebounds 0,1	
Totals		27-61			11-27			9-10			6 25 31			23 74				

FG % 1st Half: 16-31 51.6% 2nd half: 11-30 36.7% Game: 27-61 44.3%
3FG % 1st Half: 7-14 50.0% 2nd half: 4-10 40.0% Game: 11-27 40.7%
FT % 1st Half: 0-0 0.0% 2nd half: 9-10 90.0% Game: 9-10 90.0%

Illinois 80 • 1-1

#	Player	Pos	Total			3-Ptr			Rebounds			PF	TP	A	TO	Blk	Stl	Min
			FG	FGA	FT	FGA	FT	FTA	Off	Def	Tot							
33	Thorne Jr., Mike	c	8-11	0-0	5-9	2	6	8	2	21	0	2	2	0	0	0	0	23
03	Lewis, Khalid	g	0-0	0-0	0-0	0	1	1	4	0	1	2	0	0	0	0	0	15
21	Hill, Malcolm	g	3-12	1-3	6-7	0	4	4	1	13	5	3	1	0	0	0	0	35
23	Jordan, Aaron	g	2-3	2-3	1-0	0	1	1	2	7	2	1	0	1	0	1	0	17
44	Austin, Alex	g	2-5	1-3	0-1	0	2	2	3	5	0	0	0	0	0	0	1	25
00	Williams, D.J.	g	0-0	0-0	0-0	2	2	4	0	0	1	0	0	0	0	0	0	9
05	Coleman-Lands, Jalen	g	4-12	3-6	4-6	0	2	2	2	15	2	2	0	4	0	0	0	32
12	Black, Leron	g	2-3	0-0	1-2	2	3	5	2	5	1	0	1	0	0	0	0	15
22	Morgan, Maverick	g	5-7	0-0	0-0	1	4	5	0	10	0	1	0	1	0	1	0	16
43	Finke, Michael	g	2-4	0-2	0-0	0	0	0	1	4	3	0	0	0	0	0	0	13
Team																		Deadball Rebounds 6,1
Totals			28-57	7-17	17-27	7	28	35	17	80	15	12	4	7	20			

FG % 1st Half: 12-28 42.9% 2nd half: 16-29 55.2% Game: 28-57 49.1%
3FG % 1st Half: 2-7 28.6% 2nd half: 5-10 50.0% Game: 7-17 41.2%
FT % 1st Half: 2-5 40.0% 2nd half: 15-22 68.2% Game: 17-27 63.0%

Officials: Bo Boroski, Tom Eades, Kelly Pfeiffer
Technical fouls: North Dakota State-None, Illinois-None.
Attendance: 5332

Score by periods	1st	2nd	Total
North Dakota State	39	35	74
Illinois	28	52	80

Last FG - NDSU 2nd-00:14, ILL 2nd-02:30.
Largest lead - NDSU by 14 1st-05:05, ILL by 8 2nd-00:36.
NDSU led for 32:23, ILL led for 05:56. Game was tied for 01:41.

GAME 3 PROVIDENCE 60, ILLINOIS 59

NOV. 18, 2015 // DUNKIN' DONUTS CENTER // PROVIDENCE, R.I.

Illinois 59 • 1-2

#	Player	Total		3-Ptr		Rebounds			PF	TP	A	TO	Blk	Stl	Min	
		FG	FGA	FT	FGA	FT	FTA	Off								Def
12	BLACK, Leron	f	0-1	0-0	0-0	0	0	0	4	0	2	0	0	0	4	
13	THORNE, Mike	f	0-5	0-0	0-0	0	2	2	5	0	0	1	1	0	13	
03	LEWIS, Khalid	g	1-5	0-1	0-0	0	1	1	1	2	2	2	1	2	20	
21	HILL, Malcom	g	7-17	1-5	0-0	2	9	11	2	15	3	2	2	1	40-	
44	AUSTIN, Alex	g	1-6	1-2	2	3	5	2	4	4	4	1	0	0	33	
05	COLEMAN-LANDS, Jale	g	6-9	5-7	0-0	3	1	4	2	17	2	3	0	1	27	
22	MORGAN, Maverick	g	2-5	0-0	2-2	0	3	3	6	0	2	0	0	0	21	
23	JORDAN, Aaron	g	1-3	1-3	0-0	0	1	1	2	3	3	0	0	0	15	
43	FINKE, Michael	g	5-8	1-3	1-2	3	4	7	0	12	2	0	0	0	27	
Team														Deadball Rebounds 1,1		
Totals		23-60		9-25		4-6		15 24 39		21 59		17 13		3 5		200

FG % 1st Half: 13-28 46.4% 2nd half: 10-32 31.3% Game: 23-60 38.3%
3FG % 1st Half: 4-11 36.4% 2nd half: 5-14 35.7% Game: 9-25 36.0%
FT % 1st Half: 0-0 0.0% 2nd half: 4-6 66.7% Game: 4-6 66.7%

Providence College 60 • 2-0

#	Player	Total		3-Ptr		Rebounds			PF	TP	A	TO	Blk	Stl	Min
		FG	FGA	FG	FGA	FT	FTA	Off							
00	BENTIL, Ben	f	7-17	2-7	2-4	8	4	12	3	18	3	1			
05	BULLOCK, Rodney	f	6-12	0-2	1-3	5	1	6	3	13	0	1	0	1	13
03	DUNN, Kris	f	3-8	1-3	3-5	0	8	8	3	10	3	3	2	0	29
04	EMMA, Junior	f	3-11	0-1	0-0	2	1	3	1	1	0	0	0	0	16
05	FAZEKAS, Ryan	f	1-4	0-2	1-2	2	2	4	2	3	1	0	0	2	21
10	SMITH, Quadree	f	1-2	0-0	0-0	0	0	0	0	2	0	0	0	0	4
12	LINDSEY, Karen	f	4-13	3-12	0	1	1	3	0	0	0	0	0	0	25
13	COUNCIL, Ricky	f	1-1	0-0	0-0	0	0	0	0	0	0	0	0	0	1
14	CARTWRIGHT, Jylon	f	3-9	2-4	0	2	3	3	0	8	6	1	0	0	25
15	EDWARDS, Drew	0	0	0	0	0	0	0	0	0	0	0	0	0	0
00	Team														
	Totals		23-60	6-23	8-18	16	23	39	13	60	13	8	4	6	200

GAME 4 CHATTANOOGA 81, ILLINOIS 77

NOV. 21, 2015 // PRAIRIE CAPITAL CONVENTION CENTER // SPRINGFIELD, ILL.

Chattanooga 81 • 3-0

#	Player	Total		3-Ptr		Rebounds		PF	TP	A	TO	Bk	Stl	Min
		FG	FGA	FG	FGA	FT	FTA							
05	Justin Tuoyo	r	4-6	0-1	4-5	0	2	2	4	12	2	1	4	22
01	Greg Pryor		4-8	2-6	0-0	0	2	2	2	10	2	1	0	35
15	Eric Robertson		5-10	5-10	0-0	0	1	1	4	15	2	1	1	28
23	Tre McLean		4-11	1-5	2-2	1	6	7	2	11	1	5	2	31
24	Casey Jones		3-9	0-1	0-0	2	6	8	4	6	5	3	1	25
00	Chuck Ester	g	1-5	2-2	0-0	2	1	1	0	1	3	0	0	18
02	Dee Oldham		0-2	0-1	0-0	1	0	1	0	0	0	2	0	10
04	J. Burroughs-Cook		1-2	0-1	3-4	0	3	0	0	5	3	1	0	15
10	Peyton Woods		0-0	0-0	0	0	0	0	0	0	0	0	0	0+
20	Duke Ethridge		3-5	2-3	2-2	2	3	3	1	10	0	4	0	1
Team						1	0	1						
Totals			29-58	12-30	11-13	7	24	31	18	81	17	19	8	10
FG % 1st Half: 15-32 46.9%			2nd half: 14-26 53.8%		Game: 29-58 50.0%		Deadball Rebounds							
3FG % 1st Half: 4-15 26.7%			2nd half: 8-15 53.3%		Game: 12-30 40.0%									
FT % 1st Half: 5-6 83.3%			2nd half: 6-7 85.7%		Game: 11-13 84.6%									

Illinois 77 • 1-3

#	Player	Total		3-Ptr		Rebounds		PF	TP	A	TO	Bk	Stl	Min
		FG	FGA	FG	FGA	FT	FTA							
33	Thorne Jr., Mike	c	7-12	0-0	4-7	5	6	11	2	18	0	2	2	0
03	Lewis, Khalid		3-6	1-1	0-0	0	3	3	3	7	4	2	0	21
03	Coleman-Lands, Jalen	g	0-5	0-3	0-0	0	0	2	1	12	2	1	0	19
21	Hill, Malcolm		8-13	0-2	9-11	1	0	1	3	25	3	4	0	38
04	Austin, Alex	g	0-0	0-0	0-0	0	3	1	0	2	0	0	0	10
00	Williams, D.J.		0-0	0-0	0-0	0	0	0	0	0	1	0	0	4
01	Black, Leron		0-0	0-0	0	1	2	2	4	4	1	1	0	9
22	Morgan, Maverick		4-7	0-0	0	1	3	4	2	8	1	0	1	0
23	Jordan, Aaron		3-5	2-4	0-0	0	1	1	2	8	0	1	0	25
43	Finke, Michael		3-8	1-3	0-0	0	1	1	0	7	2	1	0	24
Team						1	1							
Totals			30-58	4-13	13-18	8	20	28	17	77	14	16	3	6
FG % 1st Half: 14-26 53.8%			2nd half: 16-32 50.0%		Game: 30-58 51.7%		Deadball Rebounds							
3FG % 1st Half: 2-5 40.0%			2nd half: 2-8 25.0%		Game: 4-13 30.8%									
FT % 1st Half: 2-4 50.0%			2nd half: 11-14 78.6%		Game: 13-18 72.2%									

Officials: Terry Oglesby, Rob Kueneman, Gerald Williams
Technical fouls: Chattanooga-Greg Pryor; TEAM: Illinois-None.
Attendance: 5653

Score by periods	1st	2nd	Total
Chattanooga	39	42	81
Illinois	32	45	77

Last FG - UTC 2nd-01:04, ILL 2nd-00:49.

Largest lead - UTC by 15 1st-09:52, ILL by 9 2nd-06:26.

UTC led for 29:30, ILL led for 07:26. Game was tied for 03:03.

Score tied - 5 times.

Lead changed - 4 times.

GAME 5 ILLINOIS 82, CHICAGO STATE 79

NOV. 23, 2015 // PRAIRIE CAPITAL CONVENTION CENTER // SPRINGFIELD, ILL.

Chicago State 79 • 3-2

#	Player	Total		3-Ptr		Rebounds		PF	TP	A	TO	Bk	Stl	Min
		FG	FGA	FG	FGA	FT	FTA							
4	Davis, Quron	c	3-4	0-0	0-2	2	2	4	4	6	0	1	0	21
00	Adekoya, Jawad	g	4-8	3-7	2-2	0	4	4	4	13	1	1	0	29
01	Woods, Kieran		7-14	1-1	1-4	0	2	6	4	28	4	4	0	37
03	Cole, Elliott		6-13	5-12	4-4	0	5	5	3	21	6	2	0	36
15	Palmer, Trayvon	g	5-11	1-3	5-5	3	2	5	4	16	0	1	2	1
10	Sims Jr., Fred		1-5	1-2	0-0	0	0	0	1	3	0	0	0	13
21	Batson, Joshua		0-0	0-0	0	1	1	2	0	0	0	0	0	4
32	Byrd, Montana		0-0	0-0	0	0	1	1	2	0	0	0	1	0
03	Madrid-Andrews, J.		0-1	0-0	0-0	0	1	1	4	0	2	1	0	13
Team						2	2	4			1			
Totals			26-57	11-25	16-22	7	24	31	29	79	11	12	4	5
FG % 1st Half: 12-30 40.0%			2nd half: 14-27 51.9%		Game: 26-57 45.6%		Deadball Rebounds							
3FG % 1st Half: 6-15 40.0%			2nd half: 5-10 50.0%		Game: 11-25 44.0%									
FT % 1st Half: 10-13 76.9%			2nd half: 6-9 66.7%		Game: 16-22 72.7%									

Illinois 82 • 2-3

#	Player	Total		3-Ptr		Rebounds		PF	TP	A	TO	Bk	Stl	Min
		FG	FGA	FG	FGA	FT	FTA							
33	Thorne Jr., Mike	c	3-7	0-0	6-9	3	6	9	3	12	0	0	1	0
03	Lewis, Khalid		1-2	1-1	1-4	0	2	2	8	3	4	0	2	24
05	Coleman-Lands, Jalen	g	4-7	4-7	0-0	0	1	1	3	12	0	4	0	26
21	Hill, Malcolm	g	3-9	1-3	5-6	2	4	6	2	12	7	1	0	2
04	Austin, Alex	g	2-4	0-2	4-5	2	3	5	3	8	3	1	0	29
00	Williams, D.J.		0-1	0-1	0-4	2	1	3	2	0	0	0	0	12
22	Morgan, Maverick		1-3	0-0	1-2	0	2	0	3	3	0	1	0	8
23	Jordan, Aaron		2-7	2-6	2-2	1	1	2	2	8	0	1	0	1
43	Finke, Michael		4-8	1-5	8-9	1	2	3	2	17	1	2	0	20
Team						3	4	7						
Totals			22-55	9-26	29-41	14	26	40	19	82	14	14	1	8
FG % 1st Half: 9-32 28.1%			2nd half: 13-23 56.5%		Game: 22-55 40.0%		Deadball Rebounds							
3FG % 1st Half: 3-14 21.4%			2nd half: 6-12 50.0%		Game: 9-26 34.6%									
FT % 1st Half: 11-17 64.7%			2nd half: 18-24 75.0%		Game: 29-41 70.7%									

Officials: Glen Mayborg, Tim Clougherty, Brooks Wells
Technical fouls: Chicago State-None; Illinois-None.
Attendance: 5023

Score by periods	1st	2nd	Total
Chicago State	40	39	79
Illinois	32	50	82

Last FG - CSU 2nd-01:08, ILL 2nd-00:00.

Largest lead - CSU by 14 1st-01:01, ILL by 4 1st-12:36.

CSU led for 34:50, ILL led for 02:28. Game was tied for 02:42.

Score tied - 5 times.

Lead changed - 7 times.

GAME 6 ILLINOIS 72, UAB 58

NOV. 27, 2015 // THE ARENA // NICEVILLE, FLA.

UAB 58 • 3-2

#	Player	Total		3-Ptr		Rebounds		PF	TP	A	TO	Bk	Stl	Min
		FG	FGA	FG	FGA	FT	FTA							
02	Norton, Nick	*	2-10	2-8	0-0	0	2	2	2	6	0	0	1	29
11	Williams, Dirk	*	1-4	0-3	0-0	0	2	2	1	2	0	0	1	18
21	Mehinti, Tosin	*	1-2	0-0	0-1	0	2	2	2	2	2	3	1	16
22	Madison, Tyler	*	0-1	0-1	2-2	1	0	1	1	2	0	1	0	14
35	Sullivan, Lewis	*	1-1	1-2	0-0	1	4	5	2	4	4	0	1	14
00	Baxter, Hakeem		1-3	0-0	4-4	1	1	2	2	6	2	3	0	19
01	Watts, Denzell		1-3	0-0	0	0	2	2	0	2	1	0	0	12
03	Cokley, Chris		3-5	0-0	7-8	2	4	6	2	13	0	0	0	23
04	Brown, Robert		6-14	1-7	0-0	2	1	3	2	13	3	4	0	29
34	Lee, William		3-6	1-3	1-2	1	6	7	2	8	1	3	3	1
Team						0	0	0						
Totals			19-49	5-23	15-19	8	24	32	16	58	11	16	7	5
FG % 1st Half: 9-23 39.1%			2nd half: 10-26 38.5%		Game: 19-49 38.8%		Deadball Rebounds							
3FG % 1st Half: 1-9 11.1%			2nd half: 4-14 28.6%		Game: 5-23 21.7%									
FT % 1st Half: 4-4 100.0			2nd half: 11-15 73.3%		Game: 15-19 78.9%									

Illinois 72 • 3-3

#</

GAME 7

#4/5 IOWA STATE 84, ILLINOIS 73

NOV. 28, 2015 // THE ARENA // NICEVILLE, FLA.

#4 Iowa State 84 • 5-0

#	Player	Total				3-Ptr		Rebounds			PF	TP	A	TO	Blk	Stl	Min					
		FG	FGA	FT	FTA	FG	FGA	Off	Def	Tot												
01	McKay,Jameel	* 2-6	0-0	1-2	2 4 6	1	2	0	4	1	1	5	0	1	0	0	27					
02	Nader,Abdel	* 7-10	1-3	3-4	2 3 5	4	18	3	1	0	2	27										
11	Morris,Monte	* 7-14	0-3	6-6	0 9 9	0	20	6	0	0	0	6	0	0	0	0	37					
15	Mitrou-Long,Naz	* 3-11	2-9	0-0	1 4 5	2	8	0	1	0	1	0	1	0	1	35	31					
01	Niang,Georges	* 10-15	1-4	2-2	3 5 8	3	23	1	2	0	0	1	2	0	0	33	33					
00	Carter,Simon	0-1	0-0	0-0	1 0 1	0	0	0	0	0	0	0	0	0	0	0	1					
03	Cooke,Halice	0-1	0-1	0-0	1 1 2	1	0	0	0	0	0	2	0	0	0	0	10					
21	Thomas,Matt	4-8	2-5	0-0	0 3 3	1	10	1	1	0	3	1	0	0	3	28	28					
23	Ashton,Jordan	0-0	0-0	0-0	0 0 0	0	0	0	0	0	0	0	0	0	0	0	1					
33	Ernst,Brady	0-1	0-0	0-0	1 0 1	0	0	0	0	0	0	0	0	0	0	0	1					
Team		0 0 0			0 0 0			0 0 0														
Totals		33-67	6-25	12-14	11 29 40	12	84	11	8	0	6	200	Deadball									
FG % 1st Half: 14-31		45.2%	2nd half: 19-36	52.8%	Game: 33-67	49.3%																
3FG % 1st Half: 6-13		46.2%	2nd half: 0-12	0.0%	Game: 6-25	24.0%																
FT % 1st Half: 6-8		75.0%	2nd half: 6-6	100.0	Game: 12-14	85.7%																

Illinois 73 • 3-4

#	Player	Total				3-Ptr				Rebounds				PF	TP	A	TO	Blk	Stl	Min		
		FG	FGA	FT	FTA	FG	FGA	Off	Def	Tot	Off	Def	Tot									
33	Thorne Jr., Mike	c	4-6	0-0	2-3	1	6	7	0	10	0	0	0	1	1	3	0	0	1	13		
03	Lewis, Khalid	g	1-7	0-1	0-0	0	1	1	2	2	5	2	0	1	1	2	0	0	1	28		
05	Coleman-Lands, Jalen	c	2-5	1-4	0-0	0	1	1	1	5	0	2	0	0	0	0	0	0	20	20		
21	Hill, Malcolm	g	7-14	4-7	2-2	1	4	5	4	20	1	0	0	0	0	0	0	0	38	38		
35	Nunn, Kendrick	g	15	4-11	1-2	4	4	6	2	19	3	1	4	0	0	1	0	0	0	36		
01	Tate, Jaylon	2-2	0-0	0-0	0-1	0	0	0	3	4	2	2	0	0	0	0	0	0	12	12		
12	Black, Leron	4-10	0-0	0-0	0-0	3	5	8	2	8	0	1	0	0	0	0	0	0	22	22		
22	Morgan, Maverick	0-0	0-0	0-0	0-0	1	1	2	1	0	0	0	0	0	0	0	0	0	10	10		
23	Jordan, Aaron	0-1	0-1	0-0	0-0	0	0	0	0	0	0	0	0	0	0	0	0	0	0	13		
43	Finke, Michael	2-3	1-2	0-0	0-0	1	0	1	0	5	0	0	0	0	0	0	0	0	7	7		
44	Austin, Alex	0-0	0-0	0-0	0-0	0	0	0	0	0	0	0	0	0	0	0	0	0	0	1		
Team			0 0 0			0 0 0			0 0 0													
Totals			29-63	10-26	5-8	7	23	30	13	73	12	10	0	2	200	Deadball						
FG % 1st Half: 16-33		48.5%	2nd half: 13-30	43.3%	Game: 29-63	46.0%																
3FG % 1st Half: 3-11		27.3%	2nd half: 7-15	46.7%	Game: 10-26	38.5%																
FT % 1st Half: 4-5		80.0%	2nd half: 1-3	33.3%	Game: 5-8	62.5%																

Officials: Mike Eades, Doug Shows, Pat Adams

Technical fouls: #4 Iowa State-None, Illinois-None.

Attendance: 2222

Score by periods	1st	2nd	Total
#4 Iowa State	40	44	84
Illinois	39	34	73

Last FG - ISU 2nd-00:57, ILL 2nd-00:00.

Largest lead - ISU by 17 2nd-01:20, ILL by 6 1st-15:02.

ISU led for 26:06, ILL led for 09:45, Game was tied for 04:09.

Game 7 Recap — #4 Iowa State 84, Illini 73 (Nov. 28)

The Illini went toe-to-toe with a top-5 opponent for 33 minutes, but No. 4 Iowa State pulled away over the last seven minutes to claim the title at the Emerald Coast Classic.\

The game was tightly contested, featuring 13 ties and eight lead changes. The Illini had their highest first-output of the season, scoring 39 points, to trail by one at the break. The lead continued to change hands early in the second half, with Jaylon Tate scoring a layup to put the Illini ahead for the last time, 58-57. The Illini trailed by just three with seven minutes remaining, but the Cyclones rattled off 10 unanswered points over the next three minutes to put the game out of reach.

Malcolm Hill led the Illini with 20 points on 7-of-14 shooting, including a career-high tying four 3-pointers. **Kendrick Nunn** continued his strong play, adding 19 points on 7-of-15 from the field and four treys. **Mike Thorne Jr.** also finished in double figures with 10 points to go along with seven rebounds — all coming in the first half before he left the game with a knee injury. **Leron Black** stepped up for the Illini frontcourt with eight points and a season-high eight boards.

Following the game, **Hill** and **Nunn** were both named to the Emerald Coast Classic All-Tournament Team.

GAME 8

NOTRE DAME 84, ILLINOIS 79

DEC. 2, 2015 // STATE FARM CENTER // CHAMPAIGN, ILL.

Notre Dame 84 • 5-2

#	Player	Total		3-Ptr		Rebounds			PF	TP	A	TO	Blk	Stl	Min		
		FG	FGA	FT	FTA	Off	Def	Tot									
33	V.J. Beachem	f 3-8	3-6	0-0	0 1 1	2	9	0	0	0	1	0	0	1	0		
30	Zach Augustine	f 6-13	0-0	4-7	3 11 14	1	16	4	3	2	1	33	3	2	1		
35	Bonzie Colson	f 2-4	0-1	0-0	0 7 7	1	4	1	1	0	0	29	1	1	1		
11	Demetrius Jackson	g 6-10	3-4	0-0	1 2 2	4	21	4	2	1	0	37	3	1	0		
32	Steve Vasturia	g 9-14	3-5	0-0	2 1 3	2	21	3	1	0	0	40-	3	1	0		
01	Austin Torres	0-0	0-0	0-0	0 0 0	2	0	0	0	0	0	0	0	0	0		
04	Matt Ryan	1-2	1-2	0-0	0 2 2	0	3	0	0	0	0	0	0	0	0		
05	Matt Farrell	2-5	0-2	6-7	0 4 4	2	10	1	1	0	0	23	2	1	1		
Team		1 1 2			3 0 3			0 0 0									
Totals		29-56	10-20	16-22	6 29 35	14	84	13	9	5	1	200	Deadball				
FG % 1st Half: 13-28		46.4%	2nd half: 16-28	57.1%	Game: 29-56	51.8%										Deadball	
3FG % 1st Half: 4-10		40.0%	2nd half: 6-10	60.0%	Game: 10-20	50.0%										Deadball	
FT % 1st Half: 3-4		75.0%	2nd half: 13-18	72.2%	Game: 16-22	72.7%										Deadball	

Illinois 79 • 3-5

#	Player	Total	FG		3-PT		Reb		Off	Def	PF	TP	A	TO	Blk	Stl	Min				
			FGA	FG%	FGA	FG%	FTA	FT%													
12	Black, Leron	f 1-7	0-0	0-0	2 5 7	3	2	1	0	1	0	20	3	2	1	0	20				
22	Morgan, Maverick	c 3-6	0-0	0-0	1 0 1	2	6	1	1	0	0	13	1	1	0	0	13				
03	Lewis, Khalid	g 3-6	1-1	0-0	3 0 3	0	7	1	0	0	0	16	1	0	0	0	16				
21	Hill, Malcolm	g 6-10	2-3	5-5	1 2 3	4	19	3	1	0	0	40	3	1	0	0	40				
35	Nunn, Kendrick	g 5-16	2-11	1-2	0 7 7	4	13	1	0	0	1	37	1	0	0	0	37				
01	Tate, Jaylon	0-1	0-0	0-0	0 1 1	1	0	6	0	0	0	15	0	0	0	0	15				
05	Coleman-Lands, Jalen	5-11	4-10	0-0	1 1 2	2	14	1	0	0	0	23	2	0	0	0	23				
23	Jordan, Aaron	1-1	0-0	0-0	1 1 1	0	3	0	0	0	0	4	0	0	0	0	4				
43	Finke, Michael	5-7	1-1	2-2	0 1 1	4	13	0	0	0	0	20	2	0	0	0	20				
44	Austin, Alex	1-5	0-2	0-0	0 4 4	0	2	1	0	0	0	22	2	1	0	0	22				
Team		0 0 0			0 0 0			0 0 0													
Totals		30-71	11-29	8-9	11 22 33	20	79	15	3	1	7	200	Deadball								
FG % 1st Half: 17-34		50.0%		2nd half: 13-37		35.1%		Game: 30-71		42.3%											
3FG % 1st Half: 5-12		41.7%		2nd half: 6-17		35.3%		Game: 11-29		37.9%											
FT % 1st Half: 2-2		100.0		2nd half: 6-7		85.7%		Game: 8-9		88.9%											

Officials: Lamont Simpson, Ted Valentine, Terry Oglesby

Technical fouls: Notre Dame-None, Illinois-None.

Attendance: 14953

Score by periods	1st	2nd	Total
Notre Dame	33	51	84
Illinois	41	38	79

Last FG - ND 2nd-01:54, ILL 2nd-00:01.

Largest lead - ND by 14 2nd-00:32, ILL by 10 2nd-18:54.

ND led for 17:50, ILL led for 19:32, Game was tied for 02:29.

GAME 9

ILLINOIS 80, WESTERN CAROLINA 68

DEC. 5, 2015 // STATE FARM CENTER // CHAMPAIGN, ILL.

Western Carolina 68 • 3-5

#	Player	Total			3-Ptr		
---	--------	-------	--	--	-------	--	--

GAME 10 ILLINOIS 69, YALE 65

DEC. 9, 2015 // STATE FARM CENTER // CHAMPAIGN, ILL.

Yale 65 • 5-4

#	Player	Total		3-Ptr		Rebounds		PF	TP	A	TO	Blk	Stl	Min
		FG	FGA	FG	FGA	FT	FTA							
22	Sears, Justin	f	7-10	0-1	7-9	3	6	9	3	21	1	4	2	27
35	Sherrod, Brandon	f	2-9	0-0	2-2	6	8	14	2	6	0	1	0	36
4	Montague, Jack	g	2-12	2-9	1-2	0	3	3	2	7	6	5	0	33
11	Mason, Makai	g	7-16	1-5	0-0	2	3	5	1	15	3	5	0	33
21	Victor, Nick	g	3-5	1-2	0-0	3	5	8	3	7	4	5	0	28
00	Ghani, Khalilq	g	0-0	0-0	0-0	2	3	5	2	0	0	0	0	7
01	Dallier, Anthony	g	0-0	0-0	0-0	0	1	1	1	0	0	1	0	16
05	Anderson, Eric	g	0-0	0-0	0-0	0	1	1	1	0	0	1	0	3
32	Reynolds, Blake	g	0-0	0-0	0-0	0	1	1	0	0	0	1	0	4
44	Downey, Sam	g	3-3	1-1	0-1	0	0	0	1	7	0	0	1	13
Team														
Totals		25-58	5-18	10-14	17	31	48	16	65	14	23	3	2	200
FG % 1st Half: 11-28 39.3%		2nd half: 14-30 46.7%		Game: 25-58 43.1%										
3FG % 1st Half: 2-6 33.3%		2nd half: 3-12 25.0%		Game: 5-18 27.8%										
FT % 1st Half: 1-3 33.3%		2nd half: 9-11 81.8%		Game: 10-14 71.4%										
												Deadball Rebounds		

Illinois 69 • 5-5

#	Player	Total		3-Ptr		Rebounds		PF	TP	A	TO	Blk	Stl	Min
		FG	FGA	FG	FGA	FT	FTA							
43	Finke, Michael	f	3-5	0-0	0-0	1	3	4	3	6	1	0	0	27
01	Tate, Jaylon	g	1-2	0-0	0-1	0	1	1	0	2	1	1	0	19
21	Hill, Malcolm	g	7-19	1-7	5-6	1	4	5	2	20	7	1	1	35
23	Jordan, Aaron	g	1-6	1-4	0-0	0	2	2	3	3	1	0	0	15
25	Nunn, Kendrick	g	9-16	6-8	4-4	1	2	3	3	28	0	1	0	32
00	Williams, D.J.	g	1-2	0-0	0-0	0	0	0	1	2	1	1	0	7
03	Lewis, Khalid	g	1-1	0-0	0-0	0	1	1	0	2	0	1	0	11
05	Coleman-Lands, Jalen	g	6-5	0-5	0-0	0	0	0	1	0	0	0	0	17
22	Morgan, Maverick	g	3-5	0-0	0-0	2	2	2	2	6	0	0	0	23
44	Austin, Alex	g	0-2	0-2	0-0	2	2	3	0	1	0	0	1	13
Team														
Totals		26-65	8-26	9-11	7	18	25	18	69	12	5	1	7	200
FG % 1st Half: 13-33 39.4%		2nd half: 13-32 40.6%		Game: 26-65 40.0%										
3FG % 1st Half: 3-12 25.0%		2nd half: 5-14 35.7%		Game: 8-26 30.8%										
FT % 1st Half: 4-4 100.0		2nd half: 5-7 71.4%		Game: 9-11 81.8%										
												Deadball Rebounds		

Officials: Ray Perone, John Gaffney, Kelly Pfeiffer

Technical fouls: Yale-None. Illinois-None.

Attendance: 11648

Score by periods	1st	2nd	Total
Yale	25	40	65
Illinois	33	36	69

Last FG - YALE 2nd-00:02, ILL 2nd-01:25.

Largest lead - YALE by 4 1st-18:34, ILL by 10 2nd-19:45.

YALE led for 08:21, ILL led for 24:33. Game was tied for 07:06.

	Off	2nd	Fast	
Point	T/O	Chance	Break	Bench
2	5	11	2	9
4	25	11	4	10

Score tied - 9 times.

Lead changed - 9 times.

Game 10 Recap — Illini 69, Yale 65 (Dec. 9)

The Illini earned a four-point victory at State Farm Center over a strong Yale team projected to contend for the Ivy League title.

The Illini pulled ahead late in the first half and held a 10-point lead early after intermission. Yale stormed back with a 12-0 run to take a 37-35 lead with 16 minutes left. It remained tight from that point on, before **Kendrick Nunn** hit the biggest shot of the game, a 3-pointer to put the Illini ahead 66-60 with 1:25 left. Nunn later hit a pair of free throws in the closing seconds to seal the win.

Nunn and **Malcolm Hill** combined for 48 of Illinois' 69 points, with Nunn setting a career high for the second straight game with 28 points while Hill tallied 20. Nunn shot 9-of-16 from the field and tied a career high with six 3-pointers on 10 attempts. Hill, meanwhile, continued his stellar all-around play while equaling a career high with seven assists. The duo accounted for 69.6 percent of Illinois' scoring on the night.

Illinois' defense forced a season-high 23 turnovers while committing just five of its own, leading to a commanding 25-to-5 edge in points off turnovers. Four of Yale's starters had four or more turnovers, as the Bulldogs committed a turnover on 31.9 percent of its possessions. That advantage proved to be critical, as it helped offset Yale outrebounding the Orange and Blue 48-to-25.

GAME 11 ILLINOIS 83, UIC 79

DEC. 12, 2015 // UNITED CENTER // CHICAGO, ILL.

Illinois 83 • 6-5

#	Player	Total		3-Ptr		Rebounds		PF	TP	A	TO	Blk	Stl	Min
		FG	FGA	FG	FGA	FT	FTA							
43	Finke, Michael	f	5-10	2-4	2-4	4	5	1	14	1	1	1	0	27
01	Tate, Jaylon	g	1-3	0-0	0-0	0	3	3	0	0	1	0	0	14
11	Hill, Malcolm	g	5-8	1-3	11-14	1	3	4	1	22	1	2	1	35
23	Jordan, Aaron	g	0-4	0-3	1-2	0	1	1	0	1	1	0	1	11
25	Nunn, Kendrick	g	5-9	2-3	0-0	2	3	2	14	2	3	0	2	31
0	Williams, D.J.	g	0-0	0-0	1-2	0	0	0	0	1	1	0	0	6
22	Morgan, Maverick	g	3-5	0-0	0-0	2	1	3	2	6	0	0	0	13
3	Lewis, Khalid	g	2-6	0-1	4-6	1	1	2	3	6	0	0	0	25
44	Austin, Alex	g	0-2	0-2	0-0	0	1	1	0	0	1	0	0	11
5	Coleman-Lands, Jalen	g	4-6	4-6	3-5	0	1	1	3	15	0	1	0	27
Team														
Totals		25-53	9-22	24-35	7	23	30	15	83	18	11	5	5	200
FG % 1st Half: 13-33 39.4%		2nd half: 12-20 60.0%		Game: 25-53 47.2%										
3FG % 1st Half: 6-16 37.5%		2nd half: 3-6 50.0%		Game: 9-22 40.9%										
FT % 1st Half: 9-17 52.9%		2nd half: 15-18 83.3%		Game: 24-35 68.6%										
												Deadball Rebounds		

UIC 79 • 1-6

#	Player	Total		3-Ptr		Rebounds		PF	TP	A	TO	Blk	Stl	Min
		FG	FGA	FG	FGA	FT	FTA							
10	DIXSON, Dikembe	f	8-14	3-3	1-2	3	7	10	4	20	4	6	0	36
23	YOUNG, Najeal	f	0-2	0-0	0-0	0	3	3	0	0	0	1	1	0
21	ODIAE, Tai	g	1-7	0-0	1-2	3	5	8	4	7	1	2	0	28
0	MATTHEWS, Dominique	g	5-7	2-3	6-6	0	0	0	5	18	2	0	0	15
1	BURNS, Paris	g	5-11	1-5	0-0	0	3	3	4	11	6	1	0	25
15	TORRES, Julian	g	0-1	0-0	0-0	0	0	0	0	0	0	0	0	4
2	SNIDER, Gabe	g	2-2	2-2	0-0	0	2	2	1	6	1	1	0	4
22	HACKETT, Drew	g	0-1	0-1	0-0	0	1	1	2	0	0	0	0	3
3	THOMAS, Hassan	g	1-4	0-0	0-0	2	0	2	2	2	1	0	0	16
34	MCCUIRE, Markese	g	0-1	0-0	0-0	0	0	0	0	0	0	0	0	7
4	WHITAKER, Lance	g	3-5	1-1	1-2	0	6	6	5	8	4	2	2	26
40	WIEGAND, Jake	g	1-1	0-0	1-2	1	0	1	0	3	0	2	0	10
5	KOLAWOLE, Michael	g	2-7	0-0	0-0	2	2	0	4	0	0	0	0	20
Team														
Totals		30-63	9-15	10-14	11	29	40	29	79	18	14	5	3	200
FG % 1st Half: 10-27 37.0%		2nd half: 17-33 51.5%		Game: 30-63 47.6%										Deadball
3FG % 1st Half: 2-5 40.0%		2nd half: 7-10 70.0%		Game: 11-27 40.7%										
FT % 1st Half: 8-10 80.0%		2nd half: 2-4 50.0%		Game: 10-14 71.4%										

GAME 13 ILLINOIS 68, MISSOURI 63

DEC. 23, 2015 // SCOTTRADE CENTER // ST. LOUIS, MO.

Illinois 68 • 8-5

#	Player	Total		3-Ptr		Rebounds		PF	TP	A	TO	Blk	Stl	Min
		FG	FGA	FG	FGA	FT	FTA							
01	Tate, Jaylon	0-0	0-0	0-2	0	1	1	2	0	1	0	0	0	13
05	Coleman-Lands, Jalen	2-6	2-5	2-3	0	0	0	1	1	8	0	0	0	31
21	Hill, Malcolm	8-19	2-8	3-4	1	4	5	4	21	3	2	1	2	37
25	Nunn, Kendrick	6-12	2-7	5-6	1	10	11	2	19	1	1	1	4	38
41	Finke, Michael	5-8	3-5	3-4	1	2	3	3	16	0	1	1	0	23
09	Williams, D.J.	0-0	0-0	0-0	0	1	1	2	0	0	1	0	0	12
03	Lewis, Khalid	1-5	0-2	0-0	0	2	2	1	2	4	2	0	0	24
22	Morgan, Maverick	1-3	0-0	0-0	1	2	3	2	0	0	0	0	0	15
23	Jordan, Aaron	0-2	0-2	0-0	0	2	2	0	0	0	0	0	0	7
Team						2		3						
Totals		23-57	9-29	13-19	6	26	32	16	68	9	7	3	6	200
FG % 1st Half: 17-33 51.5%		2nd half: 6-24 25.0%		Game: 23-57 40.4%		Deadball								
3FG % 1st Half: 6-16 37.5%		2nd half: 3-13 23.1%		Game: 9-29 31.0%		Rebounds								
FT % 1st Half: 1-1 100.0		2nd half: 12-18 66.7%		Game: 13-19 68.4%										

Mizzou 63 • 5-6

#	Player	Total		3-Ptr		Rebounds		PF	TP	A	TO	Blk	Stl	Min
		FG	FGA	FG	FGA	FT	FTA							
01	PHILLIPS	2-7	1-3	0-2	1	4	5	2	5	2	3	0	1	29
12	WRIGHT	0-4	0-4	2-2	0	4	4	2	2	0	1	0	0	17
15	CLARK	8-16	4-6	1-2	0	3	3	4	21	4	5	0	1	34
34	PURYEAR	5-8	1-2	0-0	1	1	1	2	12	0	2	0	0	19
44	ROSBURG	1-3	0-0	0-0	0	3	3	1	2	1	0	1	0	15
04	ISABELL	0-3	0-1	0-0	0	1	1	1	0	0	0	0	0	11
10	WALTON	2-4	0-0	2-2	1	3	4	2	6	0	1	0	0	13
08	GANT	0-0	0-0	0-0	0	2	2	1	8	0	0	0	0	18
25	WOODS	3-5	0-0	1-2	3	7	10	2	7	1	2	0	1	24
33	VANLEER	0-2	0-2	0-0	0	2	2	3	0	1	0	0	0	20
Team						2		1						
Totals		25-57	6-18	7-13	10	33	43	20	63	9	15	2	4	200
FG % 1st Half: 12-30 40.0%		2nd half: 13-27 48.1%		Game: 25-57 43.9%		Deadball								
3FG % 1st Half: 2-8 25.0%		2nd half: 4-10 40.0%		Game: 6-18 33.3%		Rebounds								
FT % 1st Half: 1-1 100.0		2nd half: 6-8 75.0%		Game: 7-13 53.8%										

Officials: Pat Adams, Ted Valentine, Mike Eades
Technical fouls: Illinois-None. Mizzou-None.
Attendance: 14456
35th Annual Bud Light Braggin' Rights Game

Score by periods	1st	2nd	Total
Illinois	41	27	68
Mizzou	27	36	63

Last FG - ILL 2nd-02:13, MU-M 2nd-00:08.
Largest lead - ILL by 20 2nd-16:19, MU-M by 5 1st-13:26.
ILL led for 32:33, MU-M led for 06:22, Game was tied for 01:03.

GAME 14 MICHIGAN 78, ILLINOIS 68

DEC. 30, 2015 // STATE FARM CENTER // CHAMPAIGN, ILL.

Michigan 78 • 11-3, 1-0

#	Player	Total		3-Ptr		Rebounds		PF	TP	A	TO	Blk	Stl	Min
		FG	FGA	FG	FGA	FT	FTA							
22	Robinson, Duncan	3-7	2-5	0-0	1	2	3	4	8	2	2	0	1	27
32	Doyle, Ricky	0-2	0-0	2-2	0	1	1	1	2	0	0	0	0	8
10	Walton Jr., Derrick	3-10	1-3	2-2	0	4	9	4	9	1	4	1	1	37
21	Irvine, Zak	3-8	2-5	0-0	0	4	4	8	2	2	0	0	0	37
23	LeVert, Caris	9-16	3-6	1-2	0	5	5	2	22	10	3	0	0	37
12	Abdur-Rahkman, M-A	0-1	0-1	0-0	1	2	3	0	0	0	0	0	0	8
13	Wagner, Mortiz	0-1	0-0	0-0	0	0	0	0	0	0	0	0	0	4
24	Dawkins, Aubrey	1-2	0-0	0-0	0	2	2	1	3	0	2	0	2	14
34	Donnal, Mark	11-15	1-2	3-4	6	3	9	3	26	0	2	3	2	28
Team						1		2						
Totals		30-62	10-24	8-10	10	28	38	14	78	16	15	3	7	200
FG % 1st Half: 14-29 48.3%		2nd half: 16-33 48.5%		Game: 30-62 48.4%		Deadball								
3FG % 1st Half: 3-10 30.0%		2nd half: 7-14 50.0%		Game: 10-24 41.7%		Rebounds								
FT % 1st Half: 3-5 60.0%		2nd half: 5-5 100.0		Game: 8-10 80.0%										

Illinois 68 • 8-6, 0-1

#	Player	Total		3-Ptr		Rebounds		PF	TP	A	TO	Blk	Stl	Min
		FG	FGA	FG	FGA	FT	FTA							
41	Finke, Michael	2-6	1-5	2-2	1	7	8	2	7	1	1	1	0	26
01	Tate, Jaylon	0-0	0-0	0-0	0	1	1	1	4	4	1	1	1	34
05	Coleman-Lands, Jalen	5-12	3-8	0-0	0	2	2	13	1	3	0	1	1	29
21	Hill, Malcolm	3-11	1-3	4-5	1	2	3	11	3	3	0	1	1	36
25	Nunn, Kendrick	9-16	4-7	1-2	4	6	6	3	23	1	3	1	0	35
09	Williams, D.J.	0-0	0-0	0-0	0	1	1	0	0	0	0	0	0	3
22	Morgan, Maverick	3-4	0-0	0-0	0	0	0	2	6	1	2	0	0	12
23	Jordan, Aaron	0-2	0-2	2-2	0	1	1	1	2	1	0	0	1	10
44	Austin, Alex	0-0	0-0	0-0	0	1	1	1	0	2	0	0	2	15
Team						2		1						
Totals		24-56	9-25	11-13	6	21	27	18	68	14	13	3	6	200
FG % 1st Half: 14-28 50.0%		2nd half: 10-28 35.7%		Game: 24-56 42.9%		Deadball								
3FG % 1st Half: 6-13 46.2%		2nd half: 3-12 25.0%		Game: 9-25 36.0%		Rebounds								
FT % 1st Half: 3-3 100.0		2nd half: 8-10 80.0%		Game: 11-13 84.6%										

Officials: Ted Valentine, Bo Boroski, Kelly Pfeiffer
Technical fouls: Michigan-None. Illinois-None.
Attendance: 13974

Score by periods	1st	2nd	Total
Michigan	34	44	78
Illinois	37	31	68

Last FG - MICH 2nd-01:01, ILL 2nd-02:09.
Largest lead - MICH by 15 2nd-07:38, ILL by 7 1st-04:40.
MICH led for 22:00, ILL led for 12:13, Game was tied for 05:47.

GAME 15 OHIO STATE 75, ILLINOIS 73

JAN. 3, 2016 // VALUE CITY ARENA // COLUMBUS, OHIO

Illinois 73 • 8-7, 0-2 BIG

#	Player	Total	3-Ptr			Rebounds			PF	TP	A	TO	Blk	Stl	Min
		FG	FGA	FG	FGA	FT	FTA	Off							
41	Finke, Michael	5-13	3-8	1-2	4	1	5	1	14	3	0	0	0	25	
01	Tate, Jaylon	2-3	0-0	0-0	0	3	3	3	4	5	0	0	1	38	
05	Coleman-Lands, Jalen	5-11	4-8	0-0	1	5	6	4	14	1	0	0	0	29	
21	Hill, Malcolm	4-13	1-5	5-5	1	6	7	4	14	1	1	0	0	28	
25	Nunn, Kendrick	5-15	2-3	2-4	4	5	9	3	0	0	1	0	1	37	
09	Williams, D.J.	0-0	0-0	1-2	0	0	0	1	1	0	1	0	0	3	
22	Morgan, Maverick	3-5	0-0	0-0	0	1	1	2	6	1	2	0	0	18	
23	Jordan, Aaron	1-3	1-2	0-0	0	0	0	2	3	0	0	0	0	12	
44	Austin, Alex	1-2	1-1	0-0	0	0	0	3	3	0	0	0	0	10	
	Team					2	2	4			1				
Totals		26-65	12-32	9-11	9	24	33	23	73	13	8	0	2	200	
FG % 1st Half: 10-29 34.5%		2nd half: 16-36 44.4%		Game: 26-65 40.0%		Deadball									
3FG % 1st Half: 4-14 28.6%		2nd half: 8-18 44.4%		Game: 12-32 37.5%		Rebounds									
FT % 1st Half: 2-3 66.7%		2nd half: 7-18 38.9%		Game: 9-11 81.8%											

GAME 16

#5/5 MICHIGAN STATE 79, ILLINOIS 54

JAN. 7, 2016 // BRESLIN CENTER // EAST LANSING, MICH.

Illinois 54 • 8-8, 0-3 B1G

#	Player	F	T	Total		3-Pr	FG-FGA	FG-FGA	FT-FTA	Rebounds		PF	TP	A	T	Blk	Stl	Min	
				FG	FGA					Off	Def								
41	Finke, Michael	r	2	10	1	3	0-0	1-3	0-0	1	5	0	14	2	9	1	2	20	
22	Morgan, Maverick	c	2	9	0	0	11-14	2	1	3	1	15	1	0	1	0	1	30	
01	Tate, Jaylon	g	1	5	0	2	0-0	0	1	1	1	2	2	2	0	0	2	20	
05	Coleman-Lands, Jalen	g	2	10	0	0	0-4	0	0	1	1	6	0	0	0	0	0	22	
21	Hill, Malcolm	g	4	10	0	2	2-2	0	6	6	3	10	0	1	0	0	0	23	
00	Williams, D.J.	g	1	3	0	0	3-3	0	2	2	0	5	0	2	0	0	1	18	
03	Lewis, Khalid	g	3	0	1	2	3	0	1	2	8	2	0	1	0	1	1	25	
23	Jordan, Aaron	g	0	2	0	0	0-0	0	2	2	3	0	0	0	0	1	1	23	
04	Austin, Alex	g	1	1	1	0	0-0	0	0	0	1	3	0	0	0	0	0	7	
46	Liss, Cameron	g	0	0	0	0	0-0	0	0	0	1	0	0	0	0	0	0	2	
Team										1	1	2							
Totals				17	57	2	15	18	21	5	22	27	14	54	7	6	2	6	200
FG % 1st Half: 7-27				25.9%	2nd half: 10-30				33.3%	Game: 17-57				29.8%	Deadball				
3FG % 1st Half: 1-8				12.5%	2nd half: 1-7				14.3%	Game: 2-15				13.3%	Rebounds				
FT % 1st Half: 7-10				70.0%	2nd half: 11-11				100.0	Game: 18-21				85.7%	2				

Michigan State 79 • 15-1, 2-1 B1G

#	Player	FG		3-Ptr		Rebounds		PF	TP	A	T	Blk	Stl	Min
		FG	FTA	FG	FTA	Off	Def							
10	Costello, Matt	4-10	0-0	0-0	0-0	1	14	2	9	1	1	2	1	20
34	Schilling, Gavin	4-4	0-0	0-0	0-0	0	2	2	1	0	0	0	0	17
05	Forbes, Bryn	7-13	0-0	0-0	0-0	1	17	3	1	0	0	1	1	25
11	Naim Jr., Lourawls	3-3	0-0	0-0	0-0	1	3	0	6	2	0	0	0	22
4	Harris, Eron	5-9	1-2	2-2	0-0	3	3	2	13	2	4	0	0	22
00	Ahrens, Kyle	0-2	0-0	0-0	0-0	0	0	0	0	0	0	0	0	3
03	Bess, Javon	1-2	0-0	0-0	0-0	2	2	2	7	3	1	1	0	15
03	Ellis III, Alvin	2-5	0-0	0-0	0-0	4	6	0	4	2	1	0	1	11
15	Clark Jr., Marvin	0-1	0-0	0-0	0-0	1	2	3	1	0	0	0	0	9
29	McQuaid, Matt	3-6	2-3	2-2	0-0	0	2	3	10	5	1	0	0	16
23	Davis, Devonta	5-6	0-0	0-0	0-0	4	6	4	10	2	0	4	0	19
25	Goin, Kenny	0-1	0-0	0-0	0-0	0	0	0	1	0	1	0	0	8
30	Van Dyke, Matt	0-0	0-0	0-0	0-0	0	1	0	1	0	0	0	0	3
41	Wollenman, Colby	0-0	0-0	0-0	0-0	0	3	3	0	0	1	0	0	6
51	Roy, Greg	0-0	0-0	0-0	0-0	0	0	0	0	0	0	0	0	0+
Team														
Totals		33-62	6-15	7-10	10	36	46	17	79	26	12	8	3	200

Officials: Ted Valentine, Terry Wymer, Terry Oglesby
Technical fouls: Illinois-None. Michigan State-None.
Attendance: 14797

Score by periods				Points	In	Off	2nd	Fast	Bench
	1st	2nd	Total						
Illinois	22	32	54	22	0	3	4	16	
Michigan State	47	32	79	50	10	13	17	28	

Last FG - BIL 2nd-01:51, MSU 2nd-03:17.
Largest lead - ILL by 1 st-18:29, MSU by 31 2nd-03:17.
ILL led for 00:22. MSU led for 38:58. Game was tied for 00:40.

GAME 17

ILLINOIS 84, #20/18 PURDUE 70

JAN. 10, 2016 // STATE FARM CENTER // CHAMPAIGN, ILL.

Purdue 70 • 14-3, 2-2 B1G

#	Player		FG-Total		3-Fr		FG-FTA		Rebounds		PF	TP	A	T	Blk	Stl	Min	
			FG	FGA	3P	3PA	FG	FGA	Off	Def								
12	Edwards, Vince	r	3	8	0	0	2-2	2	4	4	8	1	1	0	0	0	16	
16	Swanigan, Caleb	g	2	2	0	0	1-5	6	3	12	2	5	0	0	0	0	25	
02	Hammmons, A.J.	c	3	5	0	1	4-5	2	6	8	2	10	1	2	1	0	22	
01	Hill, Johnny	g	2	2	0	0	0-0	0	0	0	4	4	1	3	0	0	15	
35	Davis, Rapaheal	g	0	3	0	2	0-0	2	1	3	5	0	0	1	0	0	21	
03	Thompson, P.J.	g	4	10	2	4	2-2	0	1	3	12	4	0	0	0	2	24	
14	Cline, Ryan	g	1	5	1	5	0-1	0	1	1	3	3	2	1	0	0	18	
23	Stephens, Kendall	g	3	8	2	7	0-0	0	2	2	0	8	1	1	0	0	23	
31	Mathias, Dakota	g	3	5	0	1	1-1	0	0	2	3	6	1	2	0	1	20	
44	Haas, Isaac	g	3	8	0	0	0-0	1	2	3	1	6	0	1	0	0	15	
Team									1	0	1							
Totals			27	60	7	22	9	11	10	21	31	28	70	15	16	1	3	200
FG % 1st Half: 15-30			50.0%		2nd half: 12-30		40.0%		Game: 27-60		45.0%		Deadball					
3FG % 1st Half: 5-11			45.5%		2nd half: 1-11		9.1%		Game: 7-22		31.8%		Rebounds					
FT % 1st Half: 2-2			100.0		2nd half: 7-9		77.8%		Game: 9-11		81.8%		1,2					

Illinois 84 • 9-8, 1-3 B1G

Illinois 84 - 9-8, 1-3 BIG																		
#	Player	Total	3-Ptr			Rebounds					PF	TP	A	T	Blk	Stl	Min	
			FG-FGA	FG-FGA	FT-FTA	Off	Def	PF	TP									
41	Finke, Michael	r	2	4	2	3	0-0	1	0	1	4	6	2	0	0	0	19	
01	Tate, Jaylon	g	0	0	0	0	0-0	0	1	1	2	3	2	0	0	0	15	
21	Hill, Malcolm	g	9	15	2	2	10-14	0	8	8	0	30	3	2	2	0	35	
23	Jordan, Aaron	g	0	2	0	1	4-4	0	1	1	1	4	0	0	0	0	13	
25	Nunn, Kendrick	g	6	12	5	5	3-3	0	5	5	4	12	4	0	0	1	34	
00	Williams, D.J.	g	1	2	0	1	0-0	0	3	3	2	0	0	0	0	0	18	
03	Lewis, Khalid	g	0	2	0	1	2-3	0	0	0	1	1	2	3	2	0	26	
05	Coleman-Lands, Jalen	g	3	6	2	4	2-2	0	1	1	1	10	1	0	0	0	20	
22	Morgan, Maverick	g	3	5	0	0	0-0	0	2	3	6	1	2	0	1	0	20	
04	Austin, Alex	g	0	0	0	0	0-0	0	0	0	0	0	0	0	0	0	0+	
Team									1	2	3							
Totals			26	48	9	17	23	28	2	23	25	19	84	14	10	3	5	200
FG % 1st Half: 12-24			50.0%	2nd half: 14-24		58.3%	Game: 26-48		54.2%	Deadball								
3FG % 1st Half: 5-10			50.0%	2nd half: 3-7		42.9%	Game: 8-17		47.1%	Rebounds								
FT % 1st Half: 8-8			100.0	2nd half: 15-20		75.0%	Game: 23-28		82.1%	2,1								

Officials: Tom Eades, Bill Ek, John Gaffney
Technical fouls: Purdue-None. Illinois-None.
Attendance: 12246

Score by periods				Points	In	Off	2nd	Fast	Bench
	1st	2nd	Total						
Purdue	37	33	70	30	14	13	4	4	20
Illinois	37	47	84	20	24	4	4	4	20

Last FG - PUR 2nd-00:52, ILL 2nd-01:04.
Largest lead - PUR by 5 1st-18:03, ILL by 17 2nd-02:23.
PUR led for 01:43, ILL led for 33:51. Game was tied for 00:08.

GAME 18

NEBRASKA 78, ILLINOIS 67

JAN. 16, 2016 // STATE FARM CENTER // CHAMPAIGN, ILL.

Nebraska 78 • 11-8, 3-3 B1G

#	Player	F	T	Total		3-Ptr	FG-FGA	FG-FGA	FT-FTA
---	--------	---	---	-------	--	-------	--------	--------	--------

38 // 2015-16 ILLINOIS FIGHTING ILLINI BASKETBALL

GAME 22

WISCONSIN 63, ILLINOIS 55

JAN. 31, 2016 // STATE FARM CENTER // CHAMPAIGN, ILL.

Wisconsin 63 • 13-9, 5-4

#	Player	Total		3-Ptr		Rebounds		PF	TP	A	TO	Bk	Stl	Min
		FG	FGA	FG	FGA	FT	FTA							
10	Hayes, Nigel	5	12	0	2	7	9	3	1	17	2	2	0	1
22	Happ, Ethan	3	6	0	0	0	2	3	6	9	3	6	1	2
03	Shoemaker, Zak	2	7	0	4	4	4	1	6	7	3	8	0	1
11	Hill, Jordan	1	4	0	1	0	0	1	4	5	1	2	2	0
24	Koenig, Bronson	4	10	1	3	2	2	0	3	3	5	11	1	0
05	Moesch, Aaron	0	0	0	0	0	0	1	1	1	0	0	1	0
21	Iverson, Khalil	3	4	0	0	4	4	2	3	5	1	10	2	2
25	Illikainen, Alex	0	0	0	0	0	0	0	0	0	0	0	0	0
30	Brown, Vitto	4	7	1	4	0	0	1	1	1	9	0	1	0
	Team					2	1							
Totals		22	50	2	14	17	20	9	28	37	16	63	8	12
FG % 1st Half:		16	31	51.6%	2nd half:		6	19	31.6%	Game:		22	50	44.0%
3FG % 1st Half:		1	9	11.1%	2nd half:		1	5	20.0%	Game:		2	14	14.3%
FT % 1st Half:		0	0	0.0%	2nd half:		17	20	85.0%	Game:		17	20	85.0%
		Deadball												
		Rebounds												

Illinois 55 • 10-12, 2-7

#	Player	Total		3-Ptr		Rebounds		PF	TP	A	TO	Bk	Stl	Min							
		FG	FGA	FG	FGA	FT	FTA														
43	Finke, Michael	r	1-6	1-3	0-0	2	1	3	2	3	0	1	0	17							
01	Tate, Jaylon	g	0-1	0-0	0-0	0	2	2	1	0	2	1	0	19							
21	Hill, Malcolm	g	6-12	1-3	9-10	0	3	3	0	22	1	3	0	38							
23	Jordan, Aaron	g	3-4	1-1	0-0	1	2	3	3	7	0	2	0	15							
25	Nunn, Kendrick	g	5-14	3-6	2-3	0	3	3	15	1	1	0	1	37							
00	Williams, D.J.	g	0-0	0-0	0-0	0	0	0	2	0	0	0	0	4							
03	Lewis, Khalid	g	0-4	0-0	0-0	1	0	1	0	0	2	0	0	21							
05	Coleman-Lands, Jalen	g	1-4	0-1	0-0	2	2	2	0	2	0	0	0	17							
22	Morgan, Maverick	g	2-5	0-0	2-2	0	4	4	3	6	0	2	0	27							
44	Austin, Alex	g	0-0	0-0	0-0	0	1	1	1	0	0	0	0	5							
Team						1		2				1									
Totals		18-50		6-14		13-15		5		20		25		17		55	6	11	0	6	200
FG % 1st Half: 10-25		40.0%		2nd half: 8-25		32.0%		Game: 18-50		36.0%								Deadball			
3FG % 1st Half: 4-8		50.0%		2nd half: 2-6		33.3%		Game: 6-14		42.9%								Rebounds			
FT % 1st Half: 4-5		80.0%		2nd half: 9-10		90.0%		Game: 13-15		86.7%											

Officials: Lamont Simpson, John Higgins, Eric Curry
Technical fouls: Wisconsin-None. Illinois-None.
Attendance: 13609

Score by periods		1st	2nd	Total
Wisconsin	33	30	30	63
Illinois	28	27	55	

Last FG - WIS 2nd-02:07, ILL 2nd-00:24.
Largest lead - WIS by 10 2nd-07:18, ILL by 9 1st-10:22.
WIS led for 24:56, ILL led for 13:10. Game was tied for 01:51.

Points		In	Off	2nd	Fast
WIS	22	10	7	2	19
ILL	8	11	2	0	8

Score tied - 0 times.
Lead changed - 1 time.

GAME 23

ILLINOIS 110, RUTGERS 101 (30T)

FEB. 3, 2016 // THE RAC // PISCATAWAY, N.J.

Illinois 110 • 11-12, 3-7

#	Player	Total		3-Ptr		Rebounds		PF	TP	A	TO	Bk	Stl	Min											
		FG	FGA	FG	FGA	FT	FTA								Off	Def									
22	Morgan, Maverick	c	10-13	0-0	0-0	1	3	4	4	20	2	0	1	1	43										
03	Lewis, Khalid	g	2-7	0-0	1	5-6	0	3	3	9	8	1	0	1	46										
05	Coleman-Lands, Jalen	g	8-17	6-14	4-4	0	1	1	2	26	0	0	0	0	45										
21	Hill, Malcolm	g	7-19	1-4	17-20	2	12	14	2	32	5	4	0	0	49										
25	Nunn, Kendrick	g	3-13	2-8	2-2	0	13	14	1	10	2	2	0	1	45										
00	Williams, D.J.	g	3-5	0-0	0-0	1	0	1	2	6	1	0	1	0	15										
01	Tate, Jaylon	g	0-0	0-0	2-2	0	1	1	0	2	0	0	0	0	9										
23	Jordan, Aaron	g	0-1	0-1	0-0	0	0	0	3	5	1	2	0	1	14										
44	Austin, Alex	g	2-2	1-1	0-0	0	0	0	3	5	1	2	0	1	14										
Team						5		1																	
Totals		35-77		10-29		30-34		9		34		43		23		110	17	11	1	4	275				
FG % 1st Half:		13-30		43.3%		2nd half:		16-32		50.0%		OT:		6-15		40.0%		Game:		35-77		45.5%		Deadball	
3FG % 1st Half:		4-12		33.3%		2nd half:		4-11		36.4%		OT:		2-6		33.3%		Game:		10-29		34.5%		Rebounds	
FT % 1st Half:		7-10		70.0%		2nd half:		2-2		100.0%		OT:		2-12		95.5%		Game:		30-34		88.2%			

RUTGERS 101 • 6-17, 0-10

#	Player	r	Total		3-Pr		Rebounds		PF	TP	A	TO	Bk	Stl	Min
			FG	FGA	FG	FGA	FT	FTA							
01	Foreman, D.J.	r	0-3	0-0	0-1	2	3	5	2	0	1	3	0	1	17
04	Laurent, Jonathan	r	9-14	0-2	5-6	2	6	8	4	23	2	2	0	1	50
35	Lewis, Greg	g	3-8	0-0	0-1	7	9	16	3	6	0	2	3	0	45
03	Sanders, Corey	g	14-33	2-11	9-13	1	7	8	4	39	12	2	0	3	51
05	Williams, Mike	g	6-11	3-6	0-0	3	2	5	15	1	4	1	1	1	40-
02	Daniels, Bishop	g	0-4	0-0	0-0	0	4	4	3	0	2	3	2	0	28
10	Goode, Justin	g	0-0	0-0	0-0	0	0	0	1	0	0	0	0	0	6
31	Grier, Omari	g	7-12	3-6	1-2	0	3	5	18	0	3	0	0	0	38
Team							2	1							
Totals			39-85	8-25	15-23	17	35	52	101	18	19	6	6	275	
FG % 1st Half:		16-33	48.5%	2nd half:	13-29	44.8%	OT:	10-23	43.5%	Game:	39-85	45.9%	Rebounds		
3FG % 1st Half:		4-10	40.0%	2nd half:	2-5	40.0%	OT:	2-10	20.0%	Game:	8-25	32.0%	Deadball		
FT % 1st Half:		4-11	36.4%	2nd half:	4-5	80.0%	Game:	15-23	65.2%						

Officials: Brian Dorsner, Buddy Mayberry, Kelly Pfeiffer
Technical fouls: Illinois-None. RUTGERS-None.
Attendance: 4500

Score by periods		1st	2nd	OT	OT2	OT3	Total
Illinois	37	38	12	6	17	110	
RUTGERS	40	35	12	6	8	101	

Last FG - ILL OT3-01:45, RU OT3-00:12.
Largest lead - ILL by 11 OT3-00:46

GAME 25 NORTHWESTERN 58, ILLINOIS 56

FEB. 13, 2016 // WELSH-RYAN ARENA // EVANSTON, ILL.

Illinois 56 • 11-14, 3-9 B1G

#	Player	Total			3-Ptr			Rebounds			PF	TP	A	TO	Blk	Stl	Min
		FG	FGA	FG-FGA	FT	FTA	FT-FTA	Off	Def	Tot							
22	Morgan, Maverick	c	6-12	0-0	0-0			3	4	7	2	12	1	1	0	0	32
21	Hill, Malcolm	g	2-8	0-2	3-4			4	9	13	2	7	8	5	0	0	36
25	Nunn, Kendrick	g	5-11	3-7	0-0			0	4	4	3	13	0	0	0	1	36
3	Lewis, Khalid	g	1-4	1-2	0-0			0	3	3	1	3	2	1	0	1	17
5	Coleman-Lands, Jalen	g	4-10	4-9	0-0			1	1	2	3	12	2	2	0	1	30
0	Williams, D.J.		2-5	2-3	0-2			3	0	3	1	6	1	2	0	0	20
1	Tate, Jaylon		0-0	0-0	0-0			0	0	0	0	0	0	0	0	0	3
23	Jordan, Aaron		0-4	0-1	0-0			0	0	0	2	0	0	0	0	1	6
43	Finke, Michael		1-2	0-0	1-2			2	2	4	2	3	0	0	0	0	16
44	Austin, Alex		0-1	0-1	0-0			0	1	1	1	0	0	0	0	0	4
Team								1	2	3							
Totals			21-57	10-25	4-8			14	26	40	17	56	14	11	0	4	200

FG % 1st Half: 8-28 28.6% 2nd half: 13-29 44.8% Game: 21-57 36.8%
3FG % 1st Half: 5-13 38.5% 2nd half: 5-12 41.7% Game: 10-25 40.0%
FT % 1st Half: 2-4 50.0% 2nd half: 2-4 50.0% Game: 4-8 50.0%

Deadball
Rebounds
2

Northwestern 58 • 17-9, 5-8 B1G

#	Player	Total			3-Ptr			Rebounds			PF	TP	A	TO	Blk	Stl	Min
		FG	FGA	FG-FGA	FT	FTA	FT-FTA	Off	Def	Tot							
34	Lumpkin, Sanjay	f	1-2	1-2	0-0			0	2	2	3	3	1	1	0	0	27
35	Falzon, Aaron	f	0-3	0-3	0-0			2	2	4	1	0	0	2	0	0	13
22	Olah, Alex	c	5-12	0-0	0-2			1	6	7	1	10	1	1	1	0	32
14	Demps, Tre	g	6-15	4-10	2-5			1	3	4	0	18	3	1	0	0	37
30	McIntosh, Bryant	g	2-7	0-4	0-0			0	5	5	3	4	9	2	0	1	38
1	van Zegeren, Joey		0-0	0-0	0-0			0	2	2	0	0	0	0	0	0	4
20	Lindsey, Scottie		6-10	4-7	2-2			0	1	1	0	18	2	1	2	1	30
23	Ash, Jordan		0-1	0-0	0-0			0	0	0	0	0	0	0	0	0	3
44	Skelly, Gavin		2-2	0-0	1-1			1	3	4	1	5	2	0	0	0	11
5	Pardor, Dererk		0-0	0-0	0-0			1	1	1	3	0	0	0	0	0	5
Team								1	0	1							
Totals			22-52	9-26	5-10			7	24	31	14	58	18	12	3	2	200

FG % 1st Half: 9-24 37.5% 2nd half: 13-28 46.4% Game: 22-52 42.3%
3FG % 1st Half: 2-11 18.2% 2nd half: 7-15 46.7% Game: 9-26 34.6%
FT % 1st Half: 1-4 25.0% 2nd half: 4-6 66.7% Game: 5-10 50.0%

Deadball
Rebounds
2

Officials: Gene Sheratore, Paul Szele, Rob Kuenneman
Technical fouls: Illinois-None, Northwestern-None.
Attendance: 8117

Score by periods				1st	2nd	Total
Illinois				23	33	56
Northwestern				21	37	58

Points		In	Off	2nd	Fast
ILL	16	8	13	5	9
NU	24	8	8	9	23

Last FG - ILL 2nd-00:43, NU 2nd-01:00.
Largest lead - ILL by 6 1st-10:06, NU by 5 2nd-06:27.
ILL led for 19:46, NU led for 15:47. Game was tied for 04:17.

Score tied - 5 times.
Lead changed - 14 times.

GAME 26

ILLINOIS 82, RUTGERS 66

FEB. 16, 2016 // STATE FARM CENTER // CHAMPAIGN, ILL.

Rutgers 66 • 6-20, 0-13

#	Player	Total			3-Ptr			Rebounds			PF	TP	A	TO	Blk	Stl	Min
		FG	FGA	FG-FGA	FT	FTA	FT-FTA	Off	Def	Tot							
04	Laurent, Jonathan	f	7-10	0-0	4-5			2	9	11	2	18	1	3	0	0	37
35	Lewis, Greg	f	1-2	0-0	1-4			1	2	3	3	3	0	0	2	1	14
02	Daniels, Bishop	g	6-13	2-4	1-2			1	3	4	3	15	7	4	0	2	38
05	Williams, Mike	g	5-15	3-8	2-2			1	2	3	3	15	5	3	0	1	32
31	Grier, Omar	g	1-7	0-3	2-3			0	0	2	0	4	1	3	1	0	26
01	Foreman, D.J.		5-9	0-1	1-2			0	5	5	3	11	0	2	0	0	27
10	Goode, Justin		0-0	0-0	0-0			0	0	0	2	0	0	0	0	1	10
15	Dadika, Jake		0-1	0-1	0-0			0	0	0	3	0	1	0	0	0	16
Team								3	4	7							
Totals			25-57	5-17	11-18			8	25	33	21	66	15	16	3	5	200

FG % 1st Half: 10-29 34.5% 2nd half: 15-28 53.6% Game: 25-57 43.9%
3FG % 1st Half: 2-8 25.0% 2nd half: 3-9 33.3% Game: 5-17 29.4%
FT % 1st Half: 3-5 60.0% 2nd half: 8-13 61.5% Game: 11-18 61.1%

Deadball
Rebounds
4,1

Illinois 82 • 12-14, 4-9

#	Player	Total			3-Ptr			Rebounds			PF	TP	A	TO	Blk	Stl	Min
		FG	FGA	FG-FGA	FT	FTA	FT-FTA	Off	Def	Tot							
22	Morgan, Maverick	c	7-11	0-0	3-3			3	2	5	1	17	2	2	4	0	28
03	Lewis, Khalid	g	2-3	0-1	4-4			0	2	2	3	8	8	2	0	2	30
05	Coleman-Lands, Jalen	g	3-9	3-8	0-0			0	1	1	4	9	2	1	0	1	22
21	Hill, Malcolm	g	7-13	2-2	6-10			1	9	10	2	22	3	1	0	2	32
25	Nunn, Kendrick	g	5-13	4-8	2-2			0	2	2	0	16	1	0	0	3	31
00	Williams, D.J.		2-2	0-0	4-4			1	4	5	2	8	1	1	1	0	23
01	Tate, Jaylon		0-0	0-0	0-0			0	0	0	0	0	0	0	0	0	3
23	Jordan, Aaron		0-4	0-2	0-0			0	1	1	4	0	0	0	0	0	9
43	Finke, Michael		1-3	0-1	0-0			0	2	2	4	2	2	0	1	0	12
44	Austin, Alex		0-0	0-0	0-0			2	1	3	0	0	0	0	0	0	9
45	Liss, Cameron		0-0	0-0	0-0			0	0	0	0	0	0	1	0	0	1
Team								0	0	0							
Totals			27-59	9-22	19-23			9	24	33	18	82	17	10	5	8	200

FG % 1st Half: 17-29 58.6% 2nd half: 10-30 33.3% Game: 27-59 45.8%
3FG % 1st Half: 6-11 54.5% 2nd half: 3-11 27.3% Game: 9-22 40.9%
FT % 1st Half: 7-8 87.5% 2nd half: 12-15 80.0% Game: 19-23 82.6%

Deadball
Rebounds
1,3

Officials: Mike Eades, Tom Eades, Lewis Garrison
Technical fouls: Rutgers-None, Illinois-None.
Attendance: 11,123

Score by periods				1st	2nd	Total
Rutgers				25	41	66
Illinois				47	35	82

Points		In	Off	2nd	Fast
RU	38	6	5	6	11
ILL	24	21	5	6	10

Last FG - RU 2nd-00:11, ILL 2nd-02:48.
Largest lead - RU by 4 1st-18:48, ILL by 25 2nd-16:02.
RU led for 02:10, ILL led for 37:58. Game was tied for 00:22.

Score tied - 0 times.
Lead changed - 1 time.

Game 25 Recap – Northwestern 58, Illini 56 (Feb. 13)

The Illini narrowly missed out on a third-straight road win, dropping a two-point decision at Northwestern.

It was a back-and-forth contest dominated by defense and featuring 14 lead changes, most in an Illinois game on the season. The Illini made three straight buckets to grab a 46-42 lead with 8:15 remaining. Tre Demps, who was 1-for-8 from the field up to that point, then caught fire, hitting four straight 3-pointers to ignite a personal 12-3 run for Northwestern and put the Wildcats up by five.

Kendrick Nunn drained a 3-pointer with 43 seconds left to bring the Illini within two, and after a defensive stop, the Orange and Blue had one last chance at the end. **Malcolm Hill's** step-back jumper with 2.7 seconds to go was negated by a foul on the floor just before the shot. Illinois then inbounded the ball to Hill, but he lost his balance and was unable to get a shot off before the buzzer.

Illinois made 10 three-pointers on 40 percent from behind the arc (10-25), but connected on just 34.4 percent of its two-point attempts (11-32). The Illini outrebounded the Wildcats 40-to-31 and grabbed 14 offensive boards, one shy of its season high. That allowed the Illini to outscore NU 13-to-8 on second-chance points.

Nunn led the Illini with 13 points while **Maverick Morgan** and **Jalen Coleman-Lands** added 12 apiece with Morgan equaling his season high of seven rebounds. Playing predominantly at point guard for most of the night, **Hill** was limited to single figures for the first time on the season, scoring seven points. But he dished out a career-high eight assists and also grabbed a game-high 13 rebounds, one off his career best.

Game 26 Recap – Illini 82, Rutgers 66 (Feb. 16)

The Illini went on an early 13-0 run and never looked back, recording its largest victory of the season with an 82-66 win over Rutgers at State Farm Center.

After the Scarlet Knights pulled to within two midway through the first half, Illinois answered with another strong run, this one a 15-2 spurt, to open up a 33-18 lead with 4:30 left. The Illini extended it to a 55-30 advantage during the second half – its largest lead of the season – before settling on the final margin of 16 points.

Illinois' defense forced 16 Rutgers turnovers and converted those into 21 points. And the Illini shot 41 percent from 3-point range, hitting 9-of-22 from behind the arc.

Malcolm Hill recorded his sixth double-double of the season with a game-high 22 points on 7-of-13 shooting and 10 rebounds. **Maverick Morgan** continued his strong play with 17 points on 7-of-11 from the field and a career-high four blocked shots. **Kendrick Nunn** added 16 points and three steals and **Khalid Lewis** again excelled against Rutgers, finishing with eight points and a season-high tying eight assists.

BIG TEN STATISTICS

2015-16 Illinois Basketball Illinois Combined Team Statistics (as of Feb 16, 2016) Conference games

RECORD:	OVERALL	HOME	AWAY	NEUTRAL
ALL GAMES	4-9	2-5	2-4	0-0
CONFERENCE	4-9	2-5	2-4	0-0
NON-CONFERENCE	0-0	0-0	0-0	0-0

#	Player	gp-gs	min	avg	Total		3-Point		F-Throw		Rebounds				pf	dq	a	to	blk	stl	pts	avg
					fg-fga	fg%	3fg-fga	3fg%	ft-fa	ft%	off	def	tot	avg								
21	Hill, Malcolm	13-13	463	35.6	69-165	.418	11-34	.324	90-113	.796	16	83	99	7.6	34	0	39	34	2	5	239	18.4
25	Nunn, Kendrick	12-11	426	35.5	62-162	.383	34-92	.370	23-30	.767	4	59	63	5.3	28	1	18	20	2	15	181	15.1
05	Coleman-Lands, Jalen	13-11	344	26.5	48-125	.384	36-91	.396	12-14	.857	3	25	28	2.2	29	0	12	8	0	4	144	11.1
22	Morgan, Maverick	13-5	322	24.8	54-94	.574	0-0	.000	18-25	.720	12	33	45	3.5	24	0	8	16	6	5	126	9.7
33	Thorne Jr., Mike	1-0	16	16.0	1-6	.167	0-0	.000	7-11	.636	2	7	9	9.0	2	0	1	3	0	0	9	9.0
43	Finke, Michael	12-9	280	23.3	27-78	.346	14-43	.326	5-10	.500	23	36	59	4.9	26	0	13	12	1	2	73	6.1
03	Lewis, Khalid	11-4	250	22.7	12-38	.316	1-7	.143	15-17	.882	2	17	19	1.7	19	0	33	11	0	12	40	3.6
00	Williams, D.J.	12-1	134	11.2	13-26	.500	2-6	.333	8-11	.727	7	13	20	1.7	15	0	3	10	2	3	36	3.0
23	Jordan, Aaron	13-2	133	10.2	9-35	.257	6-21	.286	7-8	.875	2	9	11	0.8	23	0	2	3	2	5	31	2.4
01	Tate, Jaylon	13-9	267	20.5	9-23	.391	1-6	.167	9-12	.750	0	19	19	1.5	18	0	36	10	1	7	28	2.2
44	Austin, Alex	13-0	84	6.5	6-11	.545	3-6	.500	0-1	.000	2	5	7	0.5	12	0	3	3	0	5	15	1.2
45	Liss, Cameron	3-0	6	2.0	0-0	.000	0-0	.000	0-0	.000	0	0	0	0.0	1	0	1	1	0	0	0	0.0
Team											18	20	38					4				
Total.....		13	2725		310-763	.406	108-306	.353	194-252	.770	91	326	417	32.1	231	1	169	135	16	63	922	70.9
Opponents.....		13	2725		368-802	.459	103-286	.360	148-213	.695	135	387	522	40.2	243	-	204	173	49	62	987	75.9

TEAM STATISTICS	ILL	OPP	Date	Opponent	Score	Att.
SCORING	922	987	* 12/30/15	MICHIGAN	L 68-78	13974
Points per game	70.9	75.9	* 01/03/16	at Ohio State	L 73-75	12798
Scoring margin	-5.0	-	* 01/07/16	at #5 Michigan State	L 54-79	14797
FIELD GOALS-ATT	310-763	368-802	* 01/10/16	#20 PURDUE	W 84-70	12246
Field goal pct	.406	.459	* 01/16/16	NEBRASKA	L 67-78	12510
3 POINT FG-ATT	108-306	103-286	* 01/19/16	at #25 Indiana	L 69-103	17472
3-point FG pct	.353	.360	* 01/23/16	at Minnesota	Wot 76-71	11026
3-pt FG made per game	8.3	7.9	* 01/28/16	OHIO STATE	Lot 63-68	13263
FREE THROWS-ATT	194-252	148-213	* 01/31/16	WISCONSIN	L 55-63	13609
Free throw pct	.770	.695	* 02/03/16	at Rutgers	Wo3 110-101	4500
F-Throws made per game	14.9	11.4	* 02/07/16	#5 IOWA	L 65-77	13849
REBOUNDS	417	522	* 02/13/16	at Northwestern	L 56-58	8117
Rebounds per game	32.1	40.2	* 02/16/16	RUTGERS	W 82-66	11323
Rebounding margin	-8.1	-				
ASSISTS	169	204				
Assists per game	13.0	15.7				
TURNOVERS	135	173				
Turnovers per game	10.4	13.3				
Turnover margin	+2.9	-				
Assist/turnover ratio	1.3	1.2				
STEALS	63	62				
Steals per game	4.8	4.8				
BLOCKS	16	49				
Blocks per game	1.2	3.8				
ATTENDANCE	90774	68710				
Home games-Avg/Game	7-12968	6-11452				
Neutral site-Avg/Game	-	0-0				

Score by Periods	1st	2nd	OT	OT2	OT3	Totals
Illinois	400	466	33	6	17	922
Opponents	445	495	33	6	8	987

OVERALL STATISTICS

2015-16 Illinois Basketball Illinois Combined Team Statistics (as of Feb 16, 2016) Conference games

RECORD:	OVERALL	HOME	AWAY	NEUTRAL
ALL GAMES	4-9	2-5	2-4	0-0
CONFERENCE	4-9	2-5	2-4	0-0
NON-CONFERENCE	0-0	0-0	0-0	0-0

#	Player	gp-gs	min	avg	Total		3-Point		F-Throw		Rebounds				pf	dq	a	to	blk	stl	pts	avg
					fg-fga	fg%	3fg-fga	3fg%	ft-fa	ft%	off	def	tot	avg								
21	Hill, Malcolm	13-13	463	35.6	69-165	.418	11-34	.324	90-113	.796	16	83	99	7.6	34	0	39	34	2	5	239	18.4
25	Nunn, Kendrick	12-11	426	35.5	62-162	.383	34-92	.370	23-30	.767	4	59	63	5.3	28	1	18	20	2	15	181	15.1
05	Coleman-Lands, Jalen	13-11	344	26.5	48-125	.384	36-91	.396	12-14	.857	3	25	28	2.2	29	0	12	8	0	4	144	11.1
22	Morgan, Maverick	13-5	322	24.8	54-94	.574	0-0	.000	18-25	.720	12	33	45	3.5	24	0	8	16	6	5	126	9.7
33	Thorne Jr., Mike	1-0	16	16.0	1-6	.167	0-0	.000	7-11	.636	2	7	9	9.0	2	0	1	3	0	0	9	9.0
43	Finke, Michael	12-9	280	23.3	27-78	.346	14-43	.326	5-10	.500	23	36	59	4.9	26	0	13	12	1	2	73	6.1
03	Lewis, Khalid	11-4	250	22.7	12-38	.316	1-7	.143	15-17	.882	2	17	19	1.7	19	0	33	11	0	12	40	3.6
00	Williams, D.J.	12-1	134	11.2	13-26	.500	2-6	.333	8-11	.727	7	13	20	1.7	15	0	3	10	2	3	36	3.0
23	Jordan, Aaron	13-2	133	10.2	9-35	.257	6-21	.286	7-8	.875	2	9	11	0.8	23	0	2	3	2	5	31	2.4
01	Tate, Jaylon	13-9	267	20.5	9-23	.391	1-6	.167	9-12	.750	0	19	19	1.5	18	0	36	10	1	7	28	2.2
44	Austin, Alex	13-0	84	6.5	6-11	.545	3-6	.500	0-1	.000	2	5	7	0.5	12	0	3	3	0	5	15	1.2
45	Liss, Cameron	3-0	6	2.0	0-0	.000	0-0	.000	0-0	.000	0	0	0	0.0	1	0	1	1	0	0	0	0.0
Team											18	20	38				4					
Total.....		13	2725		310-763	.406	108-306	.353	194-252	.770	91	326	417	32.1	231	1	169	135	16	63	922	70.9
Opponents.....		13	2725		368-802	.459	103-286	.360	148-213	.695	135	387	522	40.2	243	-	204	173	49	62	987	75.9

TEAM STATISTICS	ILL	OPP	Date	Opponent	Score	Att.
SCORING	922	987	* 12/30/15	MICHIGAN	L 68-78	13974
Points per game	70.9	75.9	* 01/03/16	at Ohio State	L 73-75	12798
Scoring margin	-5.0	-	* 01/07/16	at #5 Michigan State	L 54-79	14797
FIELD GOALS-ATT	310-763	368-802	* 01/10/16	#20 PURDUE	W 84-70	12246
Field goal pct	.406	.459	* 01/16/16	NEBRASKA	L 67-78	12510
3 POINT FG-ATT	108-306	103-286	* 01/19/16	at #25 Indiana	L 69-103	17472
3-point FG pct	.353	.360	* 01/23/16	at Minnesota	Wot 76-71	11026
3-pt FG made per game	8.3	7.9	* 01/28/16	OHIO STATE	Lot 63-68	13263
FREE THROWS-ATT	194-252	148-213	* 01/31/16	WISCONSIN	L 55-63	13609
Free throw pct	.770	.695	* 02/03/16	at Rutgers	Wo3 110-101	4500
F-Throws made per game	14.9	11.4	* 02/07/16	#5 IOWA	L 65-77	13849
REBOUNDS	417	522	* 02/13/16	at Northwestern	L 56-58	8117
Rebounds per game	32.1	40.2	* 02/16/16	RUTGERS	W 82-66	11323
Rebounding margin	-8.1	-				
ASSISTS	169	204				
Assists per game	13.0	15.7				
TURNOVERS	135	173				
Turnovers per game	10.4	13.3				
Turnover margin	+2.9	-				
Assist/turnover ratio	1.3	1.2				
STEALS	63	62				
Steals per game	4.8	4.8				
BLOCKS	16	49				
Blocks per game	1.2	3.8				
ATTENDANCE	90774	68710				
Home games-Avg/Game	7-12968	6-11452				
Neutral site-Avg/Game	-	0-0				

1 = Prairie Capital Convention Center, Springfield, Ill.
2 = Gavitt Tipoff Games
3 = Emerald Coast Classic, Niceville, Fla.
4 = Big Ten/ACC Challenge
5 = United Center, Chicago
6 = Braggin' Rights (Scottrade Center, St. Louis)
* = Big Ten Conference game

Score by Periods	1st	2nd	OT	OT2	OT3	Totals
Illinois	400	466	33	6	17	922
Opponents	445	495	33	6	8	987

2015-16 ILLINOIS FIGHTING ILLINI




0
D.J. WILLIAMS | FR
GUARD | 6-7 | 200
CHICAGO, ILL.
SIMEON



1
JAYLON TATE | JR
GUARD | 6-3 | 170
CHICAGO, ILL.
SIMEON



3
KHALID LEWIS | GR
GUARD | 6-3 | 185
TRENTON, N.J.
TRENTON CATHOLIC



5
JALEN COLEMAN-LANDS | FR
GUARD | 6-3 | 180
INDIANAPOLIS, IND.
LA LUMIERE



10
MIKE LATULIP | SR
GUARD | 6-1 | 175
ARLINGTON HEIGHTS, ILL.
PROSPECT



12
LERON BLACK | SO
FORWARD | 6-7 | 220
MEMPHIS, TENN.
WHITE STATION



13
TRACY ABRAMS | GR
GUARD | 6-2 | 185
CHICAGO, ILL.
MOUNT CARMEL



21
MALCOLM HILL | JR
GUARD | 6-6 | 220
FAIRVIEW HEIGHTS, ILL.
BELLEVILLE EAST



22
MAVERICK MORGAN | JR
CENTER | 6-10 | 245
SPRINGBORO, OHIO
SPRINGBORO




23
AARON JORDAN | FR
GUARD | 6-5 | 190
PLAINFIELD, ILL.
EAST



25
KENDRICK NUNN | JR
GUARD | 6-3 | 190
CHICAGO, ILL.
SIMEON




33
MIKE THORNE JR. | GR
CENTER | 6-11 | 270
FAYETTEVILLE, N.C.
TRINITY CHRISTIAN



43
MICHAEL FINKE | R-FR
FORWARD | 6-10 | 230
CHAMPAIGN, ILL.
CENTENNIAL



44
ALEX AUSTIN | R-JR
GUARD | 6-4 | 185
CHICAGO, ILL.
MOUNT CARMEL



45
CAMERON LISS | SO
FORWARD | 6-6 | 215
NORTHBROOK, ILL.
GLENBROOK NORTH



JOHN GROCE
HEAD COACH
4TH YEAR AT ILLINOIS



DUSTIN FORD
ASSISTANT COACH
4TH YEAR AT ILLINOIS



PARIS PARHAM
ASSISTANT COACH
4TH YEAR AT ILLINOIS



JAMALL WALKER
ASSISTANT COACH
4TH YEAR AT ILLINOIS

